



T E N N E S S E E

TITANS



2 0 1 7 M E D I A G U I D E

TITANS FINGERTIP INFORMATION

SAINT THOMAS SPORTS PARK

460 Great Circle Rd.
Nashville, TN 37228
615-565-4000
(same for training camp)



TRAINING CAMP

- Saint Thomas Sports Park

NISSAN STADIUM/TICKET OPERATIONS

One Titans Way
Nashville, TN 37213
615-565-4200 (Ticket Dept.)
615-565-4300 (Nissan Stadium Administration)
(69,143 capacity)

TITANS MEDIA RELATIONS

615-565-4100
Robbie Bohren Senior Director of Communications
Dwight Spradlin Assistant Director of Media Relations
Jared Puffer Media Relations Manager
Kim Smith Media Relations Assistant
Lindsey Brown Seasonal Media Relations Assistant

TITANS' OFFICIAL WEB SITE

www.TitansOnline.com

MOBILE APP

apps.yinzcam.com/nfl/ten

SOCIAL MEDIA

Facebook: @titans
Instagram: @titans
Snapchat: nfltitans
Twitter: @titans
YouTube: /titans

ONLINE MEDIA GUIDE

www.TitansOnline.com/mediaguide

TITANS COLORS

Titans Blue (Pantone 279), Titans Navy (282), Titans Red (186), Titans Silver (877 metallic)

DIVISION/CONF./LEAGUE TITLES

- Two AFL Championships (1960, 1961)
- One AFC Championship (1999)
- Four AFL Eastern Division Championships (1960, 1961, 1962, 1967)
- Two AFC South Division Championships (2002, 2008)
- Three AFC Central Division Championships (1991, 1993, 2000)
- Four AFL Championship Game Appearances (1960, 1961, 1962, 1967)
- Four AFC Championship Game Appearances (1978, 1979, 1999, 2002)
- One Super Bowl Appearance (XXXIV)
- 21 Playoff Appearances (1960, 1961, 1962, 1967, 1969, 1978, 1979, 1980, 1987, 1988, 1989, 1990, 1991, 1992, 1993, 1999, 2000, 2002, 2003, 2007, 2008)

TITANS/OILERS ALL-TIME RECORD

Regular Season: 413-449-6

Home: 237-195-2
Road: 176-254-4
As Titans: 146-142-0
As Oilers: 267-307-6

Postseason: 14-19

Home: 6-5
Road: 8-13
Super Bowl (XXXIV): 0-1

2017 TITANS SCHEDULE

PRESEASON

Day	Date	Opponent	Kickoff	TV
Sat.	Aug. 12	at N.Y. Jets	6:30 p.m.	WKRN
Sat.	Aug. 19	CAROLINA	2 p.m.	WKRN
Sun.	Aug. 27	CHICAGO	Noon	FOX
Thur.	Aug. 31	at Kansas City	6:30 p.m.	WKRN

REGULAR SEASON

Day	Date	Opponent	Kickoff	TV
Sun.	Sept. 10	OAKLAND	Noon	CBS
Sun.	Sept. 17	at Jacksonville	Noon	CBS
Sun.	Sept. 24	SEATTLE	3:05 p.m.	FOX
Sun.	Oct. 1	at Houston	Noon	CBS
Sun.	Oct. 8	at Miami	Noon*	CBS
Mon.	Oct. 16	INDIANAPOLIS	7:30 p.m.	ESPN
Sun.	Oct. 22	at Cleveland	Noon*	CBS
Sun.	Oct. 29	Bye		
Sun.	Nov. 5	BALTIMORE	Noon*	CBS
Sun.	Nov. 12	CINCINNATI	Noon*	FOX
Thur.	Nov. 16	at Pittsburgh	7:25 p.m.	NBC/NFLN
Sun.	Nov. 26	at Indianapolis	Noon*	CBS
Sun.	Dec. 3	HOUSTON	Noon*	CBS
Sun.	Dec. 10	at Arizona	3:05 p.m.*	CBS
Sun.	Dec. 17	at San Francisco	3:25 p.m.*	CBS
Sun.	Dec. 24	L.A. RAMS	Noon*	FOX
Sun.	Dec. 31	JACKSONVILLE	Noon*	CBS

All kickoff times Central

* Times subject to change

FRANCHISE TIMELINE

1960–1996 Houston Oilers
1997 Team Relocates from Houston to Nashville
1997 Tennessee Oilers (Liberty Bowl, Memphis)
1998 Tennessee Oilers (Vanderbilt Stadium, Nashville)
1999–Present Tennessee Titans (Nissan Stadium, Nashville)

FRANCHISE CAREER RECORD HOLDERS

Rushing Yards	Eddie George (1996-03)	10,009
Passing Yards	Warren Moon (1984-1993)	33,685
Receiving Yards	Ernest Givins (1986-1994)	7,935
Receptions	Ernest Givins (1986-1994)	542
Interceptions	Jim Norton (1960-1968)	45
Sacks	Elvin Bethea (1968-83)	105
Field Goals	Al Del Greco (1991-2000)	246
Points	Al Del Greco (1991-2000)	1,060
Touchdowns	Eddie George (1996-2003)	74
Wins (Coach)	Jeff Fisher (1994-2010)	147
Wins (QB)	Steve McNair (1995-2005)	81

FRANCHISE SEASON RECORD HOLDERS

Rushing Yards	Chris Johnson (2009)	2,006
Passing Yards	Warren Moon (1991)	4,690
Receiving Yards	Charlie Hennigan (1961)	1,746
Receptions	Charlie Hennigan (1964)	101
Interceptions	Fred Glick (1963)	12
	Mike Reinfeldt (1979)	12
Sacks	Elvin Bethea (1973)	17
Field Goals	Al Del Greco (1998)	36
Points	Al Del Greco (1998)	136
Touchdowns	Earl Campbell (1979)	19

TABLE OF CONTENTS

I. TEAM INFORMATION 1-3

Fingertip Information	1
Table of Contents	2
Staff Directory	3

II. TITANS EXECUTIVES 4-9

Amy Adams Strunk	5
Steve Underwood	5
Jon Robinson	6
Jenneen Kaufman	6
Stuart Spears	7
Bob Flynn	7
Brooke Ellenberger	8
Vin Marino	8
Ralph Ockenfels	9

III. COACHING STAFF 10-22

Mike Mularkey	11
Dick LeBeau	12
Terry Robiskie	12-13
Craig Auckerman	13
Brandon Blaney	13-14
Sylvester Croom	14
Nick Eason	15
Russ Grimm	15-16
Steve Hoffman	16
Frisman Jackson	17
Steve Jackson	17
Tom Kanavy	18
Jason Michael	18-19
Taylor Porter	19
Arthur Smith	19
Lou Spanos	20
Luke Steckel	20
Mike Sullivan	21
Deshea Townsend	21
Keith Willis	22
Steve Watterson	22

IV. VETERANS & DRAFT PICKS . . 23-225

Rosters	24-30
Alphabetical	24-25
Numerical	25-27
Positional	28-29
How They Were Built	30
Mehdi Abdesmad	31-32
Jace Amaro	33-34
Daren Bates	35-36
Angelo Blackson	37-38
Beau Brinkley	39-40
Jayon Brown	41-42
Kourtnei Brown	43-44
Kevin Byard	45-46
Josh Carraway	47-48
Jurrell Casey	49-53
Matt Cassel	54-59
Jack Conklin	60-61
Jerome Cunningham	62
Johnathan Cyprien	63-65
Corey Davis	66-67
Eric Decker	68-71
Kevin Dodd	72-73
Harry Douglas	74-77
David Fluellen	78
Jalston Fowler	79-80
Jordan Gay	81
Derrick Henry	82-83
Demotre Hurst	84-85
Adoree' Jackson	86-88
Darius Jennings	89-90
Austin Johnson	91-92
Ben Jones	93-94
DaQuan Jones	95-97
Dennis Kelly	98-99
Brett Kern	100-105

Josh Kline	106-107
Karl Klug	108-111
Jonathan Krause	112-113
Tim Lelito	114-115
Corey Levin	116
Taylor Lewan	117-118
Marcus Mariota	119-123
Tyler Marz	124
Josue Matias	125
Rishard Matthews	126-128
Tre McBride	129-130
Brice McCain	131-134
Mekale McKay	135
Derrick Morgan	136-140
Khalfani Muhammad	141-142
DeMarco Murray	143-147
Victor Ochi	148-149
Brian Orakpo	150-154
Nate Palmer	155-157
Kalan Reed	158-159
Curtis Riley	160-161
Logan Ryan	162-164
Da'Norris Searcy	165-167
Brad Seaton	168
Tim Semisch	169
Tajaé Sharpe	170-171
LeShaun Sims	172-173
D'Joun Smith	174-175
Jonnu Smith	176-177
Tye Smith	178-179
Quinton Spain	180-181
Justin Staples	182-183
Jimmy Staten	184
Ryan Succop	185-191
Phillip Supernaw	192-193
Alex Tanney	194-195
Taywan Taylor	196-197
Brynden Trawick	198-199
Sebastian Tretola	200
Delanie Walker	201-207
Aaron Wallace	208-209
Eric Weems	210-214
Sylvester Williams	215-216
Avery Williamson	217-219
Antwaun Woods	220
Wesley Woodyard	221-225

V. ROOKIE FREE AGENTS 226-231

Manny Abad	227
Joe Bacci	227
Jeremy Boykins	227
DeAngelo Brown	228
Tyler Ferguson	228
John Green	228
Denzel Johnson	229
Akeem Judd	229
KeVonn Mabon	229
Steven Moore	230
Giovanni Pascascio	230
Jonah Pirsig	230
Johnny Ragin III	231
Cameron Robbins	231
Mark Spelman	231

VI. 2016 REVIEW 232-277

2016-17 Transactions	233-234
Participation Chart	235
Regular Season Stats	236
Defensive Stats	237
Preseason Stats	238
Preseason Defensive Stats	239
Game-by-Game Team Stats	240-241
Game-by-Game Starters	242
Game-by-Game Individual Stats	243-260
Field Goals and Scoring	261
Game Summaries	262-277

VII. RECORDS 278-317

All-Pro and Pro Bowl Leaders	279
League Season Leaders	279
Leaders by Category	280-284
Year-by-Year Leaders	284-288
Individual Records	288-299
Team Records	299-306
Two-Point Conversions	306-307
Shutouts	308
Game-Winning Field Goals	308
All-Time Return Touchdowns	309-310
Top Performances	311-316
100-Yard Rushing Games	311-312
300-Yard Passing Games	312-313
100-Yard Receiving Games	313-315
Career 100- and 300-Yard Games	315
Top Performances by Teammates	316
Largest Win/Loss Margins	317

VIII. HISTORY 318-475

Year-by-Year Stats, 1960-2016	319-375
Preseason	376-378
All-Time Summary	376
Year-by-Year Results	376-378
Titans vs. the NFL	379
Team-by-Team Results	380-386
Titans and the NFL Draft	386-399
All-Time First-Rounders	386-387
All-Time Selections	387-398
Picks by University	399
Trade History, 1997-2017	400-404
Free Agency History	405-406
All-Time Coaches Roster	407
Head Coaches Summary	408
All-Time Player Roster	408-417
All-Time Jersey Numbers	418-425
Practice Squad Players	426-427
NFL Europa Players	428
Starting Quarterback Summary	428
Year-by-Year Starting Quarterbacks	429-434
Honors	435-452
All-Pro Selections	435-438
Pro Bowl Selections	439-440
Miscellaneous Honors	440-442
Pro Football Hall of Famers	443-451
Retired Jersey Numbers	452
Titans/Oilers Hall of Fame	452
Oilers Logo History	453
Stadium History	454
Historical Highlights	455-464
Home/Away Win-Loss Records	465
Month-by-Month Records	466
Situational Win-Loss Records	467
Primetime Results	467-468
Overtime History	469-471
Hottest/Coldest Games	471
All-Time Offensive Yards/Rankings	472
All-Time Defensive Yards/Rankings	473
Attendance	474-475

IX. PLAYOFF HISTORY 476-505

Franchise Playoff Game History	477
All-Time Playoff Leaders	478
Individual Records	479-483
Team Records	483-488
Big Days/Playoffs	488
Game Summaries	489-505

TITANS STAFF DIRECTORY

OWNERSHIP

Amy Adams Strunk Controlling Owner and Co-Chairman,
Board of Directors
Susie Adams Smith Co-Chairman, Board of Directors
Kenneth S. Adams, IV . . Board of Directors
Barclay Adams
Susan Lewis

EXECUTIVES

Steve Underwood President and CEO
Jenneen Kaufman Senior Vice President and CFO
Stuart Spears Senior Vice President and Chief
Revenue Officer
Bob Flynn Vice President of Facilities and Game
Day Operations

COACHING

Mike Mularkey Head Coach
Dick LeBeau Assistant Head Coach / Defensive
Coordinator
Terry Robiskie Offensive Coordinator
Craig Aukerman Assistant Special Teams
Brandon Blaney Defensive Assistant
Sylvester Croom Running Backs
Nick Eason Defensive Line
Russ Grimm Offensive Line
Steve Hoffman Special Teams
Frisman Jackson Wide Receivers
Steve Jackson Assistant Secondary
Jason Michael Quarterbacks
Arthur Smith Tight Ends
Lou Spanos Linebackers
Luke Steckel Assistant Wide Receivers
Mike Sullivan Assistant Offensive Line
Deshea Townsend Secondary
Keith Willis Assistant Defensive Line
Steve Watterson Assistant Head Coach / Strength &
Conditioning
Tom Kanavy Assistant to the Strength and
Conditioning Coach
Taylor Porter Strength and Conditioning Assistant
Kristen Sheft Administrative Assistant to the Head
Coach

FOOTBALL OPERATIONS

Football Administration

Jon Robinson Executive Vice President/General
Manager
Vin Marino Vice President of Football
Administration
Carly Mygrants Executive Assistant to EVP & General
Manager/Football Administration
Coordinator

Player Personnel

Ryan Cowden Director of Player Personnel
Brian Gardner Director of Pro Scouting
Jon Salge Director of College Scouting
Phil Neri National Scout
Brandon Taylor National Scout
Steve Hutchinson Pro Scout
Kevin Turks Pro Scout
Mike Boni College Scout
Patrick Callaway College Scout
Tom Roth College Scout
Wes Slay College Scout
Dale Thompson College Scout
T.J. Earley Scouting Coordinator
Casey Callahan Scouting Assistant
Tosin Kazeem Scouting Assistant

Player Engagement

Chic Ejiasi Director of Player Engagement

Equipment

Paul Noska Equipment Manager
Joey Barranco Assistant Equipment Manager
Matt Thompson Equipment Assistant
George Cheng Equipment Assistant

Video

Anthony Pastrana Video Director
Craig Patterson Assistant Video Director
George Momirovic Video Assistant

Team Operations

Brent Akers Director of Team Operations
Chris Matussek Team Operations Coordinator
Max Curtis Team Operations Assistant

Medical Staff

Todd Toriscelli Director of Sports Medicine
Adrian Dixon Assistant Athletic Trainer /
Rehabilitation Coordinator
Matt Gregg Assistant Athletic Trainer
Don Moseley Assistant Athletic Trainer
Jerome Reid Assistant Athletic Trainer
Jon Takahashi Assistant Athletic Trainer
Dr. Thomas Byrd Team Physician
Dr. David Moore Team Physician
Dr. Craig Rutland Team Physician
Dr. John Williams Team Physician

ADMINISTRATION

Security

John Albertson Director of Security
Jeb Johnston Security Coordinator

Finance/Human Resources

Shereme Siewnarine . . Director of Finance
Shannon McPeters . . . Payroll/Accounting Services
Ryan Thramer Accounting Manager
Justin Holt Accounting Coordinator
Nick Hahn Accounting Administrative Assistant

Marketing

Ralph Ockenfels Vice President of
Marketing and Broadcast & Digital
Rights
Brad McClanahan Director of Marketing
Lynne McCracken Client Services Coordinator
Patrick Scully Sponsorship Sales Coordinator
Toks Sokoya Marketing Coordinator
Amanda Sowa Marketing & Sponsorship Services
Associate

Communications

Robbie Bohren Senior Director of Communications
Gary Glenn Senior Director of Digital Media
Jim Wyatt Senior Writer/Editor
Dwight Spradlin Assistant Director of Media Relations
Jared Puffer Media Relations Manager
Kim Smith Media Relations Assistant
Nate Bain Social Media Manager

Event Presentation and Production

David Schindler Senior Director/Executive Producer of
Event Presentation & Production
Brian Seeliger Event Game Day Producer
Jeff Harding Assistant Director of Digital Media
Ashley Farrell Digital Media Manager

Graphic Design

Ashley Strauss Graphic Designer

Community Relations

Tina Tuggle Director of Community Relations
Josh Corey Football Outreach Coordinator
Susanna Nickell Community Relations Coordinator
Natalie Johnson Community Relations Assistant

Broadcasting

Mike Keith Senior Director of Broadcasting
Amie Wells Broadcast Coordinator

Information Technology

Russ Hudson Director of Information Systems
Canton Cooper Assistant Director of Information
Systems
Joel Kronk Software Developer
Paul Fenner Information Systems Support
Specialist
Willie Nelson Information Systems Assistant

Tickets

Brooke Ellenberger . . . Vice President of Ticketing
Bill Wainwright Director of Suite Sales and Services
Stephanie Atkins Manager of Ticket Services
Chris Sprunger Manager of Ticket Operations
Josh Ward Manager of Ticket Sales
Sara DeVene CRM Coordinator
James Head Suite Sales Coordinator
Calli Johnson Customer Service Coordinator
Jim Rice Group Sales Coordinator
Matt Youtsey Ticket Operations Coordinator
Jordan Boe Acct. Exec. - Ticket Sales
Chris Cassar Acct. Exec. - Ticket Sales
Joey Meredith Acct. Exec. - Ticket Sales
Chris Pearlman Acct. Exec. - Ticket Sales
Shane Smith Acct. Exec. - Ticket Sales
Clayton Wilburn Acct. Exec. - Ticket Sales
Drew Silver Acct. Exec. - Group Sales
Emily Brown Acct. Exec. - Season Ticket Services
Jamie DeRatt Acct. Exec. - Season Ticket Services
Brock Hurtle Acct. Exec. - Season Ticket Services
Jake Kopczyk Acct. Exec. - Season Ticket Services
Helen Lee Acct. Exec. - Season Ticket Services
Sean Mihalik Acct. Exec. - Season Ticket Services

Cheerleading & Mascot

Stacie Kinder Director of Cheerleaders and Mascot
Entertainment
Justin Sullivan Mascot Coordinator
Jackie Pfeiffer Cheerleaders and Mascot
Entertainment Assistant
T-Rac Mascot

Legal

Burke Nihill General Counsel
Jorene Martin Assistant to Senior VP and General
Counsel
Cindy Zermeno Assistant to Assistant General Counsel

General

Amanda Birk Executive Assistant to the President
and CEO

NISSAN STADIUM AND SAINT THOMAS SPORTS PARK MANAGEMENT

Walter Overton General Manager/Nissan Stadium
Jeff Rhinehart Facilities Manager
Tara Henderson Stadium Event Services Coordinator
Rachel Guymon Stadium Event Services Coordinator
Brittany Bertalotto Stadium Event Services Assistant
Terry Porch Sports Field Manager
Michael Henry Sports Field Coordinator
Katie Deppen Sports Field Assistant
Dudley Johnson Sports Field Assistant
George Sargent Engineering Manager
Derek Amelunke Audio/Visual Technician
Scot Baldwin Electrician
James Bohling Operations Technician
David Maynor Maintenance Technician
Jose Medrano Maintenance Technician
Jose Reyes Maintenance Technician
Clifford Thomas Maintenance Technician
Lorena Keenan Operations Assistant



TENNESSEE
TITANS

TITANS EXECUTIVES



Amy Adams Strunk assumed the role of controlling owner of the team in March 2015, and also serves as the co-chairman of the franchise's Board of Directors.

Since assuming that role, Strunk has made many changes to stabilize and improve the franchise. She hired Jon Robinson as General Manager while also naming Mike Mularkey as head coach and Steve Underwood to the position of President and CEO. Additionally, she has committed significant resources to upgrade Nissan Stadium and the team's practice facility, Saint Thomas Sports Park. Strunk also continues to grow the administrative staff for the franchise with significant additions across the different departments. All those changes translated to success on the field as the Titans showed a six-win improvement from 2015 to 2016, which matched the greatest improvement in franchise history.

One of the daughters of Titans franchise founder K.S. "Bud" Adams, Jr., Strunk was raised on football and is proud of her father's role in founding the American Football League as well as the decades of leadership he provided not only to the Titans franchise, but also to the National Football League. Her goal is to build upon that legacy and establish the Titans as one of the league's elite franchises.

An independent businesswoman for more than 30 years, Strunk is the owner and president of both Kenada Farms and the Little River Oil and Gas Company. She has been significantly involved in the family's farming and ranching businesses, including serving as the vice president of Bud Adams Ranches, Inc. These ventures provided her valuable knowledge about customer service as well as the opportunity to manage a diverse range of employees and business operations, and these experiences have shaped her management style.

"I believe in hiring good people and letting them do their jobs," said Strunk. "Everything should revolve around what's best for the Titans and not around the owner. While I talk frequently with the leaders of the Titans as I do with all of our family's companies, the people in our football operations need the control and latitude necessary to create an exciting and competitive team.

"Our business staff needs the same freedom in order for our organization to reach its full potential and to continue to create a first-class fan experience at Nissan Stadium. Decisions will always be made based on what is the

best for the team to reach our goals of becoming one of the elite franchises of the NFL and enriching the communities of Nashville and middle Tennessee.

"Nashville is one of the most dynamic and rapidly growing cities in the nation with a very promising future," said Strunk. "We are proud to be a part of Nashville and Middle Tennessee, and we want the Titans to be a leader in providing opportunities for people and businesses in the city and the region to achieve their dreams."

Engaged in the process of improving all aspects to the franchise, Strunk has the best interest of the football team and the fans on her mind as she makes her decisions. "I was so happy for our players, coaches and fans last year, to see the excitement back in Nissan Stadium as we continue to progress as a team. We are continuing to find ways to improve the fan experience and are so appreciative of their support through our two decades here in Tennessee."

In 2016, Strunk was appointed to the NFL's Hall of Fame Committee. Her appointment continues a family legacy, as her father was a long-time member of the committee. Additionally, in 2017, Strunk was named to the Board of Trustees for the Pro Football Hall of Fame.

A graduate of the University of Texas with a degree in history, Strunk is an avid horse enthusiast whose other interests include farming, ranching, tennis and a variety of other outdoor activities. She also served as a volunteer coach of both the boys and girls varsity tennis teams at her daughter's high school.

Never one to turn down a challenge, during the 2017 offseason, Strunk accepted an invitation to skydive with members of the Army's Golden Knights to kickoff draft week.

Strunk and her husband, Bill, reside near a company ranching operation in Waller, Texas and have an additional residence in Nashville. She has three children — Tracy, Tommy, and Blanche, who are all avid sports fans and outdoor enthusiasts.



Steve Underwood returned to the Titans on March 20, 2015 to serve as the team's interim President and CEO, and had the interim tag removed in January of 2016, as he now leads the franchise as the President and CEO.


Underwood has four decades of experience in a number of roles with the franchise, including that of Senior Executive Vice President/General Counsel at the time of his initial retirement in 2011.

Prior to his retirement, Underwood assumed the position of Senior Executive Vice President, General Counsel/Executive Assistant to Chairman of the Board in August of 2006 and moved from Houston to Nashville. He served in that capacity until 2011. He oversaw the organization in Nashville and reported directly to the team's founder and owner, K.S. "Bud" Adams, Jr.

From the time he joined the franchise in 1991 through 2011, he has served as General Counsel for the franchise. He also served as General Counsel for KSA Industries, Inc., the Adams private holding company.

Underwood was heavily involved in issues related to the franchise's relocation to Tennessee, including his role as one of the Titans' principal negotiators with local governments in Nashville, Memphis and Houston.

Underwood raised five children, including daughters Christy, Melissa, Providence and Liberty, and son, Dennis, who passed away in 2011. Underwood and his wife, Frances, currently live in Nashville.



Jon Robinson was named the general manager of the Tennessee Titans on Jan. 14, 2016 after spending the previous two seasons (2014-15) as director of player personnel with the Tampa Bay Buccaneers.

He was promoted to Executive Vice President/General Manager on Jan. 5, 2017 following a season in which the Titans tripled their win total from the previous season, finishing 9-7 in 2016.

In his first season with the team, he oversaw one of the more dramatic offseasons in recent franchise history as the team traded for RB DeMarco Murray from the Philadelphia Eagles; jumped into free agency, signing WR Rishard Matthews, C Ben Jones, S Rashad Johnson, CB Brice McCain, CB Antwon Blake and LB Sean Spence; and traded the number one overall selection in the NFL Draft to the Los Angeles Rams for multiple selections in the 2016 and the 2017 drafts. His draft choices in 2016 made significant contributions, as first-round pick Jack Conklin was named first-team All-Pro by the Associated Press and others had key roles, including RB Derrick Henry, S Kevin Byard and WR Tajae Sharpe. He also used the waiver wire to pick up G Josh Kline, who started 14 games for the Titans in 2016.

His shared vision with head coach Mike Mularkey is to find players that are physical, team-first and accountable, which will embody "Titans Football."

Reworking the roster continued in his second offseason with the team as he brought in CB Logan Ryan, S Johnathan Cyprien, NT Sylvester Williams and special teamers Brynden Trawick, Daren Bates and Eric Weems via free agency. He also added playmakers through the draft, including WR Corey Davis, CB Adoree' Jackson and WR Taywan Taylor.

In his role with Tampa Bay, prior to joining the Titans, Robinson oversaw

all areas of the scouting department, both college and pro, in addition to free agency preparation, evaluating players in the NFL and other professional leagues. He also assisted with college scouting and preparation for the NFL Draft.

Robinson joined the Buccaneers after 12 seasons with the New England Patriots (2002-13). Robinson worked as New England's director of college scouting (2009-13), and prior to that served as a regional scout and an area scout for the Patriots.

While with the Patriots, the team drafted players like WR Julian Edelman, TE Rob Gronkowski, DB Devin McCourty, T Nate Solder and DE Chandler Jones, among others. During Robinson's time in New England, the organization won 10 division titles, four conference titles and two Super Bowls.

A native of Union City, Tenn., Robinson signed with the U.S. Air Force Academy out of high school before transferring to Southeast Missouri State, where he also coached one season (1998) before serving three seasons (1999-2001) as a coach at Nicholls State.

Active with several groups in the Nashville community, Robinson devotes additional time and resources to the Juvenile Diabetes Research Fund. His daughter, Taylor, was diagnosed with Type 1 diabetes in 2012.

He and his wife, Jaimie, have two daughters, Taylor Brooke and Bailey Rae.



Jenneen Kaufman is in her 21st season and her ninth as Senior Vice President/CFO for the Titans. Kaufman spent her first 11 seasons as the team's controller before being promoted to Vice President/Controller in 2008.

Kaufman is responsible for financial reporting, budgeting and the Collective Bargaining Agreement audit for the franchise. She also oversees the accounting of ticket and suite sales, sponsorships and broadcast revenues, player and staff payroll, while assisting with special projects. In addition, she oversees the accounting for Nissan Stadium, including concerts, TSU football games, the Music City Bowl and other events; and served as human resources liaison for all Titans employees in Nashville from 1999-2014.

In 2008, Kaufman was selected to attend the NFL's Stanford Program for Managers, which included a wide range of educational programs designed for league executives.

Before joining the Titans, Kaufman was Vice President of Finance and Human Resources for the American Cancer Society from 1995-97. She previously worked for Arthur Andersen LLP (1992-95) as an audit division senior accountant.

A native of Knoxville, Tenn., Kaufman graduated summa cum laude with

a B.S. in Business Administration from the University of Tennessee. She earned her CPA certification in 1994 and is on the Board of the Tennessee Society of CPA's at both the state and local levels.

For the past 15 years, Kaufman has participated in the Tennessee Society of CPA's Accounting Academy, promoting accounting to high school students throughout Tennessee. Kaufman is featured in an award-winning video produced by the American Institute of Certified Public Accountants. The video is played for high school and college students across the country seeking to get into the accounting field.

In 2011, she was named one of Nashville's "Most Powerful Women" by the Nashville Post and subsequently honored during a luncheon by Nashville's premier business publication.

An active member of the Nashville community, Kaufman is Treasurer for the United Way along with serving on their board. Additionally, she has a place on the Downtown Partnership Board. Kaufman also volunteers at her church and speaks at various financial seminars in Nashville.

She and her daughter, Maggie, reside in Nashville, Tenn.



Stuart Spears is in his 31st season with the organization and his third as the team's Senior Vice President/Chief Revenue Officer. Previously, he spent six years as Vice President of Business Operations and Sales for the organization.

In his current role, he is responsible for the revenue generating aspects of the organization, including ticketing, premium seating, merchandise, broadcasting, sponsorships, marketing and cheerleaders. Additionally, he oversees digital media, media relations and community relations. In his time as CRO, Spears has led the organization to expand the number of events at Nissan Stadium, redeveloped the team's ticket office and grow the Titans media offerings and platforms to deliver that content.

In his previous role, Spears was primarily responsible for the administration of the club's sales and advertising efforts and the coordination of all team travel and training camp activities.

Spears began his tenure with the Oilers in 1987 in the ticket office. He worked in the ticket department for five years, finishing as the club's

Assistant Director of Ticket Administration and Services until 1992, when he assumed the duties of Marketing and Broadcasting Assistant. He was promoted to Sales and Promotions Coordinator in 1995, to Director of Sales and Operations in 1998, to Senior Director of Sales and Operations in 2006 and to Vice President of Business Operations and Sales in 2010.

Playing a role in preparing for the team's relocation to Tennessee, Spears was actively involved in the promotion of luxury suite and personal seat license sales. He also worked on a wide range of operational and political activities. He moved to Tennessee in December of 1995 in order to prepare for the team's arrival in 1997.

A native of Wilmington, Del., Spears is a graduate of Baylor University with a B.A. degree in Journalism and Marketing. He and his wife Joyce reside in Franklin, Tenn. They have two sons - Wesley and Dustin.



Bob Flynn joined the Titans in 2015 as the team's Vice President of Facilities and Game Day Operations.

In his role for the Titans, he oversees both Nissan Stadium and Saint Thomas Sports Park. More specifically, he is responsible for all aspects of stadium operations on game day and the fan experience. He also serves as the point person for scheduling additional events at Nissan Stadium. Since his arrival, Nissan Stadium has hosted many unique events in addition to the normal slate of football games, including the Rolling Stones, Guns 'N Roses, Beyoncé, Monster Jam and a Top Golf event. Additionally, the stadium has hosted top-flight soccer matches including the She Believes Cup, a Gold Cup soccer doubleheader, International Champions Cup and games featuring both the U.S. National Men's team and the Mexican National Team.


Flynn previously served as Senior Director of Corporate Partnerships for the Nashville Predators and was an Arena Football League general manager, including four years with the Nashville Kats.

With the Predators, Flynn was responsible for soliciting, retaining and closing sales of corporate partnerships, including major accounts with Vanderbilt University, AT&T, Jack Daniel's (Brown Forman) and Tropicana Evansville. In addition to developing and designing new sellable inventory, Flynn assisted with several Nashville Predators Foundation initiatives, including the Predators Foundation Wine Festival and Tasting.

Prior to joining the Predators, Flynn developed the re-launch of the Nashville Kats under NFL management. He was responsible for all business operations of the Arena Football team, including marketing, advertising, ticket sales, sponsor partnerships and game operations. In addition, he directed the hiring of all front office and game day staff, coordinated team travel and maintained the fiscal budget for all operating costs of the team.

Flynn began his AFL career with the Orlando Predators from 1991-98, serving as Chief Operating Officer, Sponsorship Manager and Marketing Manager. He later became Vice President of Operations with the AFL's Los Angeles Avengers from 1999-03. In that role he was in charge of all aspects of startup operations, including name selection, sponsorship development, marketing, ticketing, game presentation and football operations.

Flynn earned a B.A. in History and Master's in Sports Administration from the University of Florida. He is currently a board member for the Nashville Ronald McDonald House and received the Barry Trotz Award for Community Involvement in 2013 and sits on the Events Committee for the Nashville Sports Council.




Brooke Ellenberger joined the Titans in March of 2015 after spending 11 years with the Houston Astros, including the last three years as the Senior Director of Ticket Operations and Strategy.

Over the last two years, she has overseen the growth and redevelopment of the Titans ticket office as the organization continues to improve season ticket member customer service with more personal attention.

She originally joined the Astros in 2004 as the Ticket Systems Manager and worked her way up through the ticket office, holding various titles.

Before working for the Astros, Ellenberger spent four years with the New Orleans Saints. She joined the organization as ticket sales representative and was the Box Office Manager at the time of her departure to the Astros.

A native of Rock Hill, S.C., Ellenberger graduated with a degree in Marketing from Clemson University.



Vincent Marino is in his 11th season with the Titans and seventh as Vice President/Football Administration in 2017. He originally joined the organization in 2007 as the Senior Director of Football Administration after spending 18 years in the NFL offices in New York.

Marino's primary responsibilities include the management of the Titans' salary cap and player contract negotiations. He interacts closely with Titans General Manager Jon Robinson on numerous football-related issues.

Marino also serves as the Titans liaison with the NFL office regarding labor and contract issues as well as player personnel matters. In 2014, he was selected to participate in the prestigious NFL's Career Development Symposium at the Wharton School of Business in Philadelphia. Currently, he is a member of the NFL Player Insurance Trust; and additionally, he sits on the appeals panels for the NFL Player Tuition Assistance Plan and the NFL Severance Pay Plan.

During his time with the NFL's Management Council, Marino spent eight years in the Player Personnel Department (Analyst, 1990-95; Manager/Player Personnel, 1995-98) and eight years in Labor Operations (Sr. Manager of Labor Operations, 1998-03), the last three as the Director

of Labor Operations (2003-06). Marino gained expertise in various capacities and his experience includes: being a primary club contact for player contract valuations, enforcing the rules of the CBA (collective bargaining agreement), salary cap regulation and participating in a strategic group related to forming the last CBA between the league and the players.

Additionally, he has assisted the league in Super Bowl game operations and has served as a replay communicator at numerous games during his tenure. He originally joined the NFL as an assistant in the Public Relations department, where he spent two years.

Born and raised in the Bronx, N.Y., Marino graduated from the Bronx High School of Science and went on to earn summa cum laude honors from Fordham University. While at Fordham, he earned a communications degree and is a member of Phi Beta Kappa.

Marino and his wife, Nikoleta, have two sons: Nikolas and Alexander.



Ralph Ockenfels is in his 20th season with the Titans, 12th as a Vice President and 27th overall in the National Football League in 2017. He was promoted to Vice President of Marketing and Broadcast & Digital Rights prior to the 2015 season.

In his current role, Ockenfels oversees a wide array of Titans revenue generating concepts, sponsorship platforms and marketing assets. He is instrumental in sales efforts on the team's radio and television programming, website, social media, retail and e-commerce merchandise, advertising, branding and other marketing partnerships.

Under his leadership, the team has seen growth in both new and existing partnerships. The team announced on June 25th, 2015 it had secured a dynamic, new 20-year Naming Rights agreement with Nissan North America to rename the Titans' home Nissan Stadium. He served the same role for the previous naming rights agreement with LP Building Products in 2006.

In addition, the team announced major marketing extensions with additional marquis partners. Both Pinnacle Financial Partners and LP Building Products announced long-term extensions and were also secured as enduring team partners under his management. In 2016, he spearheaded the highly innovative Nissan "Hall of Greats" displays in the concourses of the stadium that honor the best players in Tennessee Titans history and showcasing their stellar careers in two-tone blue. The "Hall of Greats" provides a unique state-of-the-art interactive area for fans to enjoy at every event at Nissan Stadium and to learn more about Titans greats via interactive player photos, statistics, and video highlights.

Ockenfels helped launch the Titans' syndicated feature television show, "Titans All Access," which enters its 15th season in 2017 and brings Titans programming into multiple television markets throughout the Mid-South region as well as spearheading sales on Titans pre-season games. "Titans Blitz" made its debut in 2016, bringing another piece of television

programming to the Middle Tennessee market. Last season, he also helped launch the all-new "Titan Up Tailgate Party," a free, fan-friendly tailgate party featuring live music, Titans cheerleaders and an array of sponsored interactive areas for fans to enjoy prior to kickoff. For the 2017 season, he organized the first of its kind Miller Lite Ride Share Lounge at Nissan Stadium to help promote safe rides and improve traffic flow.

He was also instrumental in launching the highly creative and nationally recognized "Aloha Y'all" campaign welcoming Titans quarterback Marcus Mariota to Tennessee less than 24 hours after the 2015 NFL Draft pick was announced. Ockenfels also spearheaded the annual innovative celebration of Tennessee Titans fans with the Coke "Hall of Fans" campaign at Nissan Stadium.

His community involvement includes serving as a board member on Big Brothers and Big Sisters of Middle TN and working with Tennessee Donor Services to promote organ donation. In addition, he launched the Nissan "Titans of Taste" charity dinner to aid deserving Tennessee non-profit agencies in an impactful way during the 2015 season going forward. The event in 2017 benefited Tennessee ALS Chapter and raised approximately \$128,000 in one evening, which was a team record number.

Prior to joining the Titans, Ockenfels was the Assistant Director of Marketing for the Green Bay Packers from 1992-98 after joining the team as an intern in 1991. Ockenfels served on the advance team for the Packers in Super Bowls XXXI and XXXII and Super Bowl XXXIV for the Titans.

A native of Iowa City, Iowa, Ockenfels earned his B.A. from the University of Northern Iowa and M.S. from Western Illinois University. He and his wife, Jannette, reside in Franklin, Tenn.



TENNESSEE
TITANS

COACHING STAFF



MIKE MULARKEY

HEAD COACH



The Tennessee Titans hired Mike Mularkey on a permanent basis, removing his interim tag and making him the 18th head coach in franchise history, on January 16, 2016. He initially took over the team as the interim head coach on Nov. 3 and coached the remaining nine games of the 2015 season.

Mularkey has 22 years of NFL coaching experience, including four-plus seasons as a head coach and eight as an offensive coordinator, with coaching stops in Jacksonville, Atlanta, Miami, Buffalo, Pittsburgh and Tampa Bay. In five of his eight seasons as a coordinator, Mularkey's teams went to the playoffs.

In his first full season as the Titans head coach, his six-win improvement matched a franchise record for a turnaround, going from 3-13 in 2015 to 9-7 in 2016. That improvement came as he created a cultural foundation with players that are tough, dependable, team-first and accountable. With that mindset, he was able to mold a group of returning players, 13 free agents/waiver claims and 10 rookies together into a team that challenged for a playoff spot. Five of the nine wins came against teams that advanced to the playoffs. Both sides of the ball saw significant improvement. The offense ranked 11th in the NFL in total offense, the highest ranking since 2004, third in rushing offense, first in red zone efficiency, third in third-down efficiency and seventh in sacks allowed (32nd in 2015). Defensively, the team ranked second in rush defense, sixth in third-down defense and sixth in sacks. Behind second-year quarterback Marcus Mariota, the team scored the most points in a season (389) since 2003, including a franchise-best streak of three consecutive games scoring 35 or more points. The team success led to five players earning Pro Bowl invitations – Taylor Lewan, Brian Orakpo, DeMarco Murray, Jurrell Casey, Delanie Walker – and one first-team All-Pro player in rookie tackle Jack Conklin.

As a former NFL tight end, Mularkey played a total of 114 games in nine seasons with the Minnesota Vikings and Pittsburgh Steelers. His experience as a player has molded his style as a coach - emphasizing physical, smart play. Including his rookie preseason with the 49ers, Mularkey spent his career playing for three of the NFL's legendary coaches in Bill Walsh, Bud Grant and Chuck Noll. As an assistant coach, Mularkey has served on the staffs of Sam Wyche, Bill Cowher, Nick Saban, Cam Cameron, Mike Smith and Ken Whisenhunt.

In his two seasons (2014-15) working with the tight ends in Tennessee, Mularkey guided Delanie Walker to franchise and career marks. In consecutive seasons, he set the franchise mark for receiving yards by a tight end with 890 (2014) and 1,088 (2015) and totaled 157 grabs over the two seasons, the second-highest total by an NFL tight end. In 2015, Walker led NFL tight ends in receptions with 94 and earned his first Pro Bowl selection.

Mularkey joined the Titans after one season (2012) with the Jacksonville Jaguars as the franchise's fourth head coach, and four seasons (2008-11) with the Atlanta Falcons as offensive coordinator. Over the four-year time span with the Falcons, the team advanced to the postseason three times, ranked ninth in the NFL in total yards (354.8 per game), seventh in points (24.5), eighth in rushing yards (125.7), third in fewest turnovers (84), fourth in fewest sacks allowed (93), and sixth in third down conversions (44.2).

In three of the four years with the Falcons, Mularkey's offense produced a 3,000-yard passer, a 1,000-yard receiver and a 1,000-yard rusher in the same season. His guidance saw the rise of QB Matt Ryan, WR Roddy White, RB Michael Turner; and the continued growth of TE Tony Gonzalez, who totaled 233 receptions and 19 touchdowns in their three years together. In 2010, Sporting News named Mularkey "Coordinator of the Year."

Prior to his time with the Falcons, Mularkey spent two seasons (2006-07) with the Miami Dolphins as the offensive coordinator in 2006, and tight ends

coach in 2007. He joined the Dolphins after serving as head coach for the Buffalo Bills for two seasons (2004-05).

Eight seasons (1996-2003) with the Pittsburgh Steelers preceded Mularkey's time with the Bills. Mularkey served as the tight ends coach in his first five seasons. He molded Mark Bruener into an outstanding run-blocking tight end, while Jerome Bettis eclipsed the 1,000-yard rushing mark for five straight years. His final three seasons were spent as offensive coordinator, during which time he directed two top five offenses (3rd, 2001 and 5th, 2002) and earned Assistant Coach of the Year in 2001 from the Pro Football Writers of America.

Mularkey entered the coaching ranks in 1993, overseeing the offensive line at Concordia College. He transitioned to the NFL in 1994, where he began as a quality control coach for the Tampa Bay Buccaneers before being promoted to tight ends coach the following season (1995).

Selected in the ninth round by the San Francisco 49ers in 1983, Mularkey was waived following his first training camp. He was signed by the Vikings, where he played for six seasons, before finishing his career with three years at Pittsburgh. He totaled 102 receptions and 1,222 career yards.

A graduate of Northeast High School in Ft. Lauderdale, Florida, Mularkey played quarterback and earned a scholarship to the University of Florida. He was a three-year letterman at tight end for the Gators from 1979-82. He and his wife, Betsy, have two sons -- Patrick and Shane.


Mike Mularkey's Coaching Timeline:

- 2016-17:** Head Coach, Tennessee Titans
- 2015:** Interim Head Coach, Tennessee Titans
- 2015:** Assistant Head Coach/Tight Ends, Tennessee Titans
- 2014:** Tight Ends, Tennessee Titans
- 2012:** Head Coach, Jacksonville Jaguars
- 2008-2011:** Offensive Coordinator, Atlanta Falcons
- 2007:** Tight Ends, Miami Dolphins
- 2006:** Offensive Coordinator, Miami Dolphins
- 2004-2005:** Head Coach, Buffalo Bills
- 2001-2003:** Offensive Coordinator, Pittsburgh Steelers
- 1996-2000:** Tight Ends, Pittsburgh Steelers
- 1995:** Tight Ends, Tampa Bay Buccaneers
- 1994:** Quality Control, Tampa Bay Buccaneers
- 1993:** Offensive Line, Concordia College

Mike Mularkey's Playing Timeline:

- 1989-1991:** Tight End, Pittsburgh Steelers
- 1983-1988:** Tight End, Minnesota Vikings

MIKE MULARKEY'S HEAD COACHING RECORD						
Year	Team	Regular Season			Notes	
		W	L	Pct.		
2004	Buffalo	9	7	.563		
2005	Buffalo	5	11	.313		
2012	Jacksonville	2	14	.125		
2015	Tennessee	2	7	.222	Interim Head Coach	
2016	Tennessee	9	7	.563		
Totals		27	46	.370		



Dick LeBeau is in his 59th year in the NFL as a player or coach (46th year) and his third with the Titans.

One of the greatest defensive minds in the game, LeBeau joined the Titans after his second stint as defensive coordinator for the Pittsburgh Steelers for 11 seasons (2004 – 2014). Overall, he spent 13 seasons (1995-96, 2004-14) as defensive coordinator for the Steelers where he served as the architect of the Steelers famed “Zone Blitz,” and the accomplishments during those 13 seasons are staggering: 10 top-five defensive rankings, five seasons as the league’s number one defense (2004, 07, 08, 11, 12), four AFC Championships, two Super Bowl wins (XL & XLIII) and nine playoff appearances.

Last year, in his first year as coordinator for the Titans, his defense ranked second in run defense and sixth in third-down defense. The run defense was the highest ranking for the franchise since 2003 and was an improvement from 18th in 2015. The Titans defense ranked sixth in the NFL in sacks with 40 and marked the first 40-sack season for the team since 2010. Lastly, the defense allowed 20.1 points per game (12th in the NFL) after allowing 23.8 points per game last year.

In his first year with the Titans, he worked with Ray Horton, who was the defensive coordinator, and the defense saw significant improvement in many categories, including progress in overall defense from 27th in the NFL in 2014 to 12th, rushing defense from 31st to 18th and pass defense from 15th to 12th.

From 2004-14, LeBeau’s defenses ranked among the top teams in nearly every category over this 11-year period, including: points allowed (1st, 17.9), total yards per game (1st, 287.9), rushing yards allowed per game (1st, 89.5), total first downs allowed per game (1st, 16.9), passing touchdowns allowed (2nd, 206), sacks (3rd, 448) and third down percentage (7th, 37.4%). Along with the team success, individual success came as well, with outside linebacker James Harrison earning AP Defensive Player of the Year honors in 2008, safety Troy Polamalu earning the same honor in 2010 and LeBeau adding Pro Football Writers of America Assistant Coach of the Year in 2004 and Coordinator of the Year in 2008 from the Sporting News to his resume.

As an NFL player, LeBeau played 14 seasons (1959-72) as a cornerback for the Detroit Lions and was inducted into the Pro Football Hall of Fame in

2010 for his play. For four decades, he held the NFL record for most consecutive games played at cornerback (171; Ronde Barber broke the record – 215 games), amassed 62 career interceptions and three Pro Bowl appearances during his 185-game NFL career. In 1970, he led the NFC in interceptions with nine and his 62 interceptions at the time of his retirement ranked third-most (now ninth-most).


LeBeau also spent a significant portion, 18 seasons, of his coaching career with the Cincinnati Bengals (1980-91 and 1997-2002). He initially joined the Bengals as a defensive backs coach and then defensive coordinator. He rejoined the team in 1997 as assistant head coach/defensive coordinator and was elevated to head coach for three seasons (2000-02, 12-33 record). He also spent one season as the assistant head coach for the Buffalo Bills in 2003, and the Bills defense ranked second in the NFL for total yards allowed.

LeBeau started his coaching career in 1973, as the special teams coach for the Philadelphia Eagles, where he spent three seasons. He then went on to Green Bay, where he was the defensive backs coach for four years (1976-79), before joining the Bengals in 1980.

In June 2015, LeBeau was selected for the Class of 2015 Paul “Dr. Z” Zimmerman Award by the PFWA. The award is given for lifetime achievement as an assistant coach in the NFL.

Dick LeBeau’s Coaching Timeline:

2016-17: Assistant Head Coach/Defense Coordinator, Tennessee Titans
2015: Assistant Head Coach/Defense, Tennessee Titans
2004-2014: Defensive Coordinator, Pittsburgh Steelers
2003: Assistant Head Coach, Buffalo Bills
2000-2002: Head Coach, Cincinnati Bengals
1997-2000: Assistant Head Coach/Defensive Coordinator, Cincinnati Bengals
1995-1996: Defensive Coordinator, Pittsburgh Steelers
1992-1994: Secondary, Pittsburgh Steelers
1984-1991: Defensive Coordinator/Defensive Backs, Cincinnati Bengals
1980-1983: Defensive Backs, Cincinnati Bengals
1976-1979: Defensive Backs, Green Bay Packers
1973-1975: Special Teams, Philadelphia Eagles



Terry Robiskie enters his second season as the Titans offensive coordinator.

Robiskie, who has 35 previous years of coaching experience in the NFL, including seven seasons as an offensive coordinator, joined the Titans after spending the previous eight seasons as wide receivers coach with the Falcons.

In his first season at the helm for the Titans, the offense saw significant improvement in a number of categories while second-year quarterback Marcus Mariota posted one of the best seasons in franchise history. The offense ranked 11th in total offense, which was the highest ranking since 2004, third in rushing offense, first in red zone offense, third in third-

down offense, seventh in sacks allowed (32nd in 2015). Mariota posted a franchise-best eight consecutive games with multiple touchdown passes. He also recorded the third-highest passer rating in club history and his 26 passing touchdowns were fourth best. Mariota also garnered AFC Offensive Player of the Month honors for November, posting a 115.0 passer rating for the month. Running back DeMarco Murray was the leading rusher (1,287) in the AFC and third in the NFL. Three offensive players also earned Pro Bowl honors – Murray, tackle Taylor Lewan and tight end Delanie Walker.

Under Robiskie's guidance in 2015, Falcons receiver Julio Jones set a franchise record for receiving yards in a season (1,871). Robiskie also played a huge role in the development of receiver Roddy White, who is the franchise leader in receptions (808), receiving yards (10,863), and touchdowns (63). In 2012, Jones and White had the highest receiving totals as a duo in the NFL, as they combined for 171 receptions for 2,549 yards and 17 touchdowns. Robiskie helped guide White and Jones to a total of seven Pro Bowls – three for Jones (2012, '14, '15) and four for White (2008, '09, '10, '11). Titans receiver Harry Douglas had a 1,000-yard season with the Falcons under Robiskie's guidance in 2013.

Robiskie's resume includes stints as offensive coordinator and interim head coach on two occasions during his NFL career. Robiskie served as the receivers coach with the Dolphins prior to joining the Falcons, and prior to that he spent six years with the Browns, as receivers coach. He also served as offensive coordinator and went on to serve as Cleveland's interim head coach while in Cleveland.

Robiskie previously served as the receivers coach and passing game coordinator for the Redskins, and he also spent time as Washington's interim head coach for the final three games in 2000.

Robiskie earned his start in the NFL with the then Los Angeles Raiders in 1982, where he coached 12 seasons. He served as assistant special teams coach, assistant running backs coach, tight ends coach and offensive coordinator at different times with the Raiders. In his time with the Raiders, the team made seven playoff appearances, won four division titles and won Super Bowl XVIII over the Redskins.

A native of Edgard, La., Robiskie was a running back at Louisiana State. As a senior in 1976, he was named the SEC MVP, gaining 1,117 yards and scoring 12 touchdowns. He is a member of the New Orleans Sports Hall of Fame as well as the Louisiana Sports Hall of Fame. He entered the NFL as a player as an eighth-round selection by the Raiders in the 1977 NFL Draft. Robiskie played three seasons (1977-79) in Oakland before finishing his career with two seasons (1980-81) in Miami.

Robiskie and his wife, Cynthia, have three sons, Brian, Andrew and Kyle.

Terry Robiskie's Coaching Timeline:

2016-17: Offensive Coordinator, Tennessee Titans
2008-15: Wide Receivers, Atlanta Falcons
2013-14: Assistant Head Coach & WRs, Atlanta Falcons
2008-12: Wide Receivers, Atlanta Falcons
2007: Wide Receivers, Miami Dolphins
2005-06: Wide Receivers, Cleveland Browns
2004: Interim Head Coach (5 games), Cleveland Browns
2004: Offensive Coordinator, Cleveland Browns
2001-03: Wide Receivers, Cleveland Browns
2000: Interim Head Coach (3 games), Washington Redskins
1999-2000: Passing Game Coordinator, Washington Redskins
1994-98: Wide Receivers, Washington Redskins
1989-93: Offensive Coordinator, Oakland Raiders
1988: Tight Ends, Oakland Raiders
1985-87: Asst. Running Backs, Oakland Raiders
1982-84: Asst. Special Teams, Oakland Raiders



Aukerman enters his first season with the Titans as assistant special teams coach, his eighth NFL season and his 18th year coaching.

Aukerman joins the Titans after four seasons (2013-16) with the San Diego Chargers working with their special teams, first as an assistant special teams coach (2013-15) and then as the special teams coordinator (2016). Last year for the Chargers, second-year kicker Josh Lambo led the NFL in touchbacks (67) and rookie punter Drew Kaser ranked 10th in the NFL for average (46.3). He also has experience as an assistant special teams coach at Jacksonville in 2012.

Overall, Aukerman has 17 years of coaching experience – 10 on the college level and seven in the NFL. On the college side, Aukerman spent time coaching at Kent State (2009), Miami (Ohio) (2005-08 & 2001-02), Western Kentucky (2003-04) and University of Findlay (Ohio) (2000). He broke into the NFL as a defensive assistant for the Denver Broncos (2010), before going to Jacksonville in 2011.


He was a two-time NAIA All-America at the University of Findlay (Ohio),

where he played defensive back and wide receiver from 1995-98.

Aukerman and his wife, Summer, have two sons: Cayden and Bryce.

Craig Aukerman Coaching Timeline:


2017: Assistant Special Teams, Tennessee Titans
2016: Special Teams Coordinator, San Diego Chargers
2013-15: Assistant Special Teams, San Diego Chargers
2012: Assistant Special Teams, Jacksonville Jaguars
2011: Defensive Assistant, Jacksonville Jaguars
2010: Defensive Assistant, Denver Broncos
2009: Linebackers, Kent State
2005-08: Linebackers & Co-Special Teams Coord., Miami (Ohio)
2003-04: Linebackers & Special Teams Coord., Western Kentucky
2001-02: Graduate Assistant, Miami (Ohio)
2000: Wide Receivers, University of Findlay (Ohio)



Brandon Blaney enters his second season with the Titans as a defensive assistant and his 22nd as a coach.

Blaney joined the Titans after spending two years (2014-15) as the offensive line coach at Iowa State and three seasons (2011-13) as a defensive assistant with the Jacksonville Jaguars.


Blaney had stops at Kansas (2002-09), Ohio State (2001), Oklahoma (1999-00) and Youngstown State (1995-98). He was a part of two national title winning staffs at Youngstown State (1997) and Oklahoma (2000).



Blaney is a graduate of Youngstown State. Raised in Lamar, Mo., he and his wife, Sarah, have two sons, Max and Rex.

Brandon Blaney's Coaching Timeline:

2016-17: Defensive Assistant, Tennessee Titans
2014-15: Offensive Line, Iowa State
2011-13: Defensive Assistant, Jacksonville Jaguars
2009: Tight Ends/Asst. Offensive Line, Kansas
2002-08: Tight Ends, Kansas
2001: Graduate Assistant - Defense, Ohio State
1999-2000: Graduate Assistant - Offensive Line, Oklahoma
1995-98: Student Assistant, Youngstown State



Sylvester Croom is in his fifth season with the Titans as running backs coach and 26th as an NFL coach. He is no stranger to working with elite talent, coaching a who's who of running backs in his time in the NFL, including Maurice Jones-Drew, Steven Jackson, Ahman Green, Barry Sanders, Eric Dickerson, Chris Johnson, DeMarco Murray and Derrick Henry.

Last year saw the Titans rank third in the NFL in rushing yards and Murray led the AFC in rushing (1,287), which was third in the NFL. The team total for the season (2,187) was the fourth highest in the Titans era (1999-present). The running back group also accounted for 14 rushing touchdowns (Murray, 9; Henry, 5).

In the previous two seasons (2014-15), the Titans worked with a running back by committee approach. Each player had their own role and as group in 2015 totaled 1,170 rushing yards and 72 receptions. In 2014, as a group, they rushed for 1,149 yards and accounted for 67 receptions.

Croom joined the Titans after spending one season as the running back coach for the Jacksonville Jaguars in 2012. Jones-Drew posted a 4.8-yard average per rush in his first six games, before missing the remainder of the season with a foot injury.

Croom spent three seasons (2009-11) with the St. Louis Rams. Steven Jackson posted the fourth highest rushing total in the NFL over that three-year period, as he gained 3,802 yards and earned two Pro Bowl selections (2009 and 2010).

Prior to joining the Rams, Croom was the head coach at Mississippi State from 2004-08. He became the first African-American head football coach in SEC history. The high point of his tenure with the Bulldogs was the 2007 season, as the Bulldogs posted an 8-5 record and a Liberty Bowl victory. He earned SEC Coach of the Year honors by the Associated Press for his work in 2007. His overall record at Mississippi State was 21-38.

Before taking over Mississippi State, he was the running backs coach for the Green Bay Packers from 2001-03. Under Croom's guidance, Ahman Green posted three consecutive 1,200-yard seasons, including a team record and career-best 1,883 yards in 2003, and three Pro Bowl appearances.

Croom spent four seasons (1997-2000) as the offensive coordinator for the Detroit Lions. In his first season, Croom's offense ranked second in the NFL

and running back Barry Sanders became the third player in NFL history to surpass 2,000 yards rushing in a season. Wide receiver Herman Moore and Johnnie Morton each had 1,000-yard receiving seasons and Moore's 104 receptions led the NFL in 1997. The Lions became the first team in NFL history to have teammates lead the league in rushing and receptions in the same season.

Croom also spent time as running backs coach for the San Diego Chargers (1992-96), Tampa Bay Buccaneers (1987-90) and Indianapolis Colts (1991). While with the Chargers, running back Natrone Means posted a then-team record 1,350 rushing yards and earned a Pro Bowl selection.


After playing offensive line during the 1975 season for the New Orleans Saints, Croom returned to his alma mater, the University of Alabama, as a graduate assistant for the 1976 season. He spent the next 10 years as an assistant coach for the Crimson Tide, coaching inside linebackers (1977-81, 1984-86) and outside linebackers (1982-83).

A native of Tuscaloosa, Ala., Croom was a three-year letterman at Alabama and was the starting center on the 1973 National Championship team. The "Sylvester Croom Commitment to Excellence Award" is given annually to an Alabama player at the end of spring practice.

Croom and his wife, Jeri, have one daughter, Jennifer.

Sylvester Croom's Coaching Timeline:

2013-2017: Running Backs, Tennessee Titans
2012: Running Backs, Jacksonville Jaguars
2009-2011: Running Backs, St. Louis Rams
2004-2008: Head Coach, Mississippi State
2001-2003: Running Backs, Green Bay Packers
1997-2000: Offensive Coordinator, Detroit Lions
1992-1996: Running Backs, San Diego Chargers
1991: Running Backs, Indianapolis Colts
1987-1990: Running Backs, Tampa Bay Buccaneers
1984-1986: Inside Linebackers, University of Alabama
1982-1983: Outside Linebackers, University of Alabama
1977-1981: Inside Linebackers, University of Alabama
1976: Graduate Assistant, University of Alabama



Nick Eason is in his fourth season with the Titans and second in charge of the defensive line. In his first two years in Tennessee, Eason served as the assistant defensive line coach. He came to Tennessee after assisting the defensive staff for the Cleveland Browns in 2013.

Last year saw the run defense for the Titans rank second in the NFL, the highest run defense ranking for the team since 2003. Defensive tackle Jurrell Casey earned his second Pro Bowl invite as he set a new career high in quarterback pressures (29) to go along with five sacks.

In 2015, Casey earned his first Pro Bowl invitation as he tied for the team high with seven sacks and set a then career high with 28 quarterback pressures. Defensive end DaQuan Jones and nose tackle Al Woods also emerged as quality starters as they matched or bettered their career-best numbers in all categories last season.

In his first year (2014) with the Titans, Eason helped oversee the defense transition from a 4-3 to a 3-4 front and returning players assuming new roles in the defense. Casey continued his growth as one of the best defensive linemen in the game, as he posted career highs in tackles for loss (13), quarterback pressures (27) and the second-highest tackle total of his career (86). Nose tackle Sammie Hill also posted career highs in a number of categories – tackles (47), sacks (3.0), tackles for loss (7) and quarterback pressures (8).

Eason had a 10-year NFL career (2004-12), in which he played 117 games as a defensive lineman for the Browns, Pittsburgh Steelers and Arizona

Cardinals. He finished his career playing two seasons (2011-12) for the Cardinals, where he appeared in 32 games and registered two sacks.

Prior to his time with the Cardinals, Eason played four seasons (2007-10) with the Steelers. He appeared in 55 games, including the team's victory at Super Bowl XLIII and loss at Super Bowl XLV.

Originally a fourth-round selection by the Denver Broncos in the 2003 NFL Draft, he spent the season on injured reserve recovering from a training camp injury to his Achilles. The following season, Eason reemerged on the Broncos active roster before being waived and signed by the Browns, with whom he played for three seasons (2004-06).


A native of Lyons, Ga., Eason played college football at Clemson, where he was the first football player in school history to graduate with two years of eligibility remaining, earning his degree in Sociology in August 2001. In 2008, he earned his Master's in human resources. He played in 47 games with 35 starts for the Tigers and recorded 15 sacks and 30 tackles for loss. He earned first-team All-ACC honors as a senior defensive tackle.

Nick Eason's Coaching Timeline:

2016-17: Defensive Line, Tennessee Titans

2014-15: Assistant Defensive Line, Tennessee Titans

2013: Intern Coach, Cleveland Browns



Russ Grimm enters his second season with the Titans as offensive line coach and his 23rd year as an NFL coach. Grimm is a member of the game's greatest fraternity, the Pro Football Hall of Fame, for his 11-year playing career (1981-91) as a guard for the Washington Redskins. He is one of only 14 full-time guards to receive Hall of Fame status. As a player and a coach, Grimm has earned trips to six Super Bowls, including four wins.

He spent six seasons (2007-12) as the assistant head coach/offensive line coach for the Arizona Cardinals and six years (2001-06) with the Steelers, including three seasons when Mike Mularkey was the offensive coordinator.

Last year saw a dramatic improvement in play from the offensive line as they earned acclaim as one of the best lines in the NFL. In his third NFL year, tackle Taylor Lewan earned his first Pro Bowl invitation and rookie tackle Jack Conklin earned first-team AP All-Pro honors, becoming the first Titans rookie to earn AP All-Pro honors since Jevon Kearse in 1999. The line paved the way for the AFC's leading rusher, DeMarco Murray, and allowed the seventh lowest sack total in the NFL, after ranking 32nd in 2015.

During Grimm's time with the Cardinals, the team reached new heights, including their first Super Bowl appearance following the 2008 season. In his first season (2007) with the team, the offensive line allowed only 24 sacks, the sixth best total in the NFL and the best by the franchise since 1978, while paving the way for Edgerrin James to rush for 1,222 yards.

In 2008, quarterback Kurt Warner ranked second in the league in passing yards (4,583) and third in passer rating (96.9).

Prior to his time in Arizona, Grimm spent six years with the Steelers as the offensive line coach. His final three years, he added the title of assistant head coach, becoming the first and only coach to hold that title on a Bill Cowher staff. In 2005, the Steelers won Super Bowl XL and the team averaged 140 yards rushing per game, which ranked fifth in the NFL. Under his guidance, Alan Faneca earned his first Pro Bowl selection and he would go on to earn Pro Bowl honors in each of their six years together.

Grimm started his coaching career at the Washington Redskins as the tight ends coach in 1992. He spent five seasons in that role before moving to offensive line coach for four seasons (1997-2000). Washington tackles Jon Jansen and six-time Pro Bowler Chris Samuels, each earned starting spots as rookies, under Grimm's tutelage.

Grimm was an 11-year starter at guard for the Redskins, who earned four trips to the Super Bowl (XVII, XVIII, XXII, XXVI), four Pro Bowl selections (1983-86), was selected to the NFL's All-Decade team (1980's) and was an original member of the "Hogs" offensive line. In 2010, Grimm was inducted into the Pro Football Hall of Fame.

An All-America center at the University of Pittsburgh, Grimm was selected by the Redskins in the third round (69th overall) of the 1981 NFL Draft. Raised in Scottsdale, Pa., Grimm played quarterback and linebacker at Southmoreland High School and was inducted into the Western Pennsylvania Sports Hall of Fame.

Grimm is the father to three sons – Chad, Cody, and Dylan – and one daughter, Devin. All of his children have athletic backgrounds with Chad currently coaching outside linebackers for the Washington Redskins, Cody coaching at Virginia Tech, Dylan was a captain of the Loyola – Maryland lacrosse team that won a National Title in 2012 and Devin played soccer at St. Mary's College in Maryland.

Russ Grimm's Coaching Timeline:

2016-17: Offensive Line, Tennessee Titans


2007-12: Assistant Head Coach/Offensive Line, Arizona Cardinals

2004-06: Assistant Head Coach/Offensive Line, Pittsburgh Steelers

2001-03: Offensive Line, Pittsburgh Steelers

1997-2000: Offensive Line, Washington Redskins

1992-96: Tight End, Washington Redskins



Steve Hoffman is in his 28th season as an NFL coach and his fifth with the Titans.

Hoffman enters his first full season in charge of the Titans special teams after he took over those duties following the departure of former special teams coach Bobby April on Oct. 3, 2016, for the final 12 games of the season.

Last season, kicker Ryan Succop set a career best year for accuracy 91.7% (22-24) for the third consecutive season. Over the past two years, Succop has the third-best accuracy rate (90.0%) in the NFL.

In 2015, he saw the kickers he works with post impressive numbers. Punter Brett Kern became the first punter in NFL history to record 80 or more punts, a net average of 40 yards and one or zero touchbacks in a season. Succop bettered his career-best field goal percentage (87.5%) that he posted the previous season and didn't miss a kick inside of 50 yards (13-13).

In 2014, Kern set a franchise record for net punting yards (40.8), matched the longest punt in franchise history (71 yards) and the second-highest gross average (46.8) of his career. Succop posted the highest field goal percentage (86.4%) of his career.

In 2013, Tennessee ranked eighth in kickoff return average (24.9) and third in the NFL in punt return defense (6.0). Kern posted the second-highest net average of his career (39.7), a career-high number of punts placed inside the 20 (32) and a career-low number of touchbacks (2).

Hoffman joined the Titans after spending one season as the special teams coordinator for the Oakland Raiders in 2012. In his one season with the Raiders, kicker Sebastian Janikowski posted the highest field goal percentage of his career (91.2%) and was perfect (25/25) inside of 50 yards for the first time in his career.

Hoffman spent three seasons as the special teams coordinator for the Kansas City Chiefs from 2009-11. In his first year with the Chiefs, the special teams group showed significant improvement, moving from 29th to 12th in the yearly special teams rankings by the Dallas Morning News. punter Dustin Colquitt posted the top single-season net punting average (40.8) in franchise history and Succop tied for the highest field goal percentage (86.2%) by an NFL rookie since 1970.

Hoffman spent two seasons (2007-08) as an assistant special teams coach for the Miami Dolphins and a season (2006) in the same role for the Atlanta Falcons. In his first season with Miami, kicker Jay Feely established a Dolphins single-season record for field goal percentage (91.3%) and punter

Brandon Fields led all rookie punters with a 43.2-yard average.

Hoffman entered the NFL in 1989 with the Dallas Cowboys as the kicking coach, a position he would hold for 16 years. During his time in Dallas, Hoffman's specialists established 15 club records, and he contributed to three world championships as the Cowboys claimed titles in Super Bowls XXVII, XXVIII and XXX. In addition to his special teams role, he also served as the offensive/defensive quality control coach from 1989-95, offensive quality control coach from 1996-99 and defensive quality control coach from 2000-04.

He started in the coaching ranks with the University of Miami as the kicking coach from 1985-88. While with the Hurricanes, he guided punter Jeff Feagles, who went on to have a stellar NFL career.

Hoffman played quarterback, running back, wide receiver and handled kicking and punting duties during his collegiate career at Dickinson College. He spent one year punting for the Washington Federals of the USFL (1983) and attended NFL training camps with the Washington Redskins (1981, 1983), Seattle Seahawks (1984) and New Orleans Saints (1985).

Raised in York, Penn., Hoffman has a daughter, Micaela, a son, Luca, and is married to Aline Bazerghi.

Steve Hoffman's Coaching Timeline:

2017: Special Teams, Tennessee Titans

2013-16*: Special Teams Assistant, Tennessee Titans

2012: Special Teams Coordinator, Oakland Raiders

2009-11: Special Teams, Kansas City Chiefs

2007-08: Assistant Special Teams, Miami Dolphins

2006: Assistant Special Teams, Atlanta Falcons

1989-2004: Kicking and Offensive/Defensive Quality Control Coach, Dallas Cowboys


Offensive/Defensive Quality Control, Dallas Cowboys (**1989-2004**)

Offensive Quality Control, Dallas Cowboys (**1996-99**)

Defensive Quality Control, Dallas Cowboys (**2000-04**)

1985-1988: Kicking Coach, University of Miami

**Took over Special Teams for the final 12 games of the 2016 season.*



Jackson enters his first season as wide receivers coach with the Titans and his 10th year of coaching.

Jackson, who has NFL experience as a player, joins the Titans with nine years of coaching experience in college. Most recently, he spent two seasons (2015-16) at Temple coaching wide receivers and this past season added the title of Passing Game Coordinator. He worked with current Jets wide receiver Robby Anderson and helped Ventell Bryant break every Owl freshman receiving record.

Jackson spent two seasons coaching the wide receivers at North Carolina State before his time at Temple. He also had stops as the wide receivers coach at Northern Illinois (2012), Akron (2010-11) and Western Illinois (2008-09). With the Huskies at Northern Illinois, wide receiver Martel Moore earned All-MAC honors with 1,083 yards, and at Western Illinois, wide receiver Lito Senatus finished in the top 30 in the FCS in receptions. At Northern Illinois both Tommy Lee Lewis and Da'Ron Brown spent time in the NFL after their time with the Huskies.


As a player, Jackson spent four seasons (2002-05) in the NFL as a wide receiver for the Cleveland Browns. He totaled 34 games played, 40

receptions, 490 yards and one touchdown during his NFL career. He entered the NFL as an undrafted college free agent after finishing his college career at Western Illinois (2000-01). In 2001, Jackson set a school record with 14 receptions for 286 yards in a game versus Indiana State. He started his college career at Northern Illinois as a quarterback and he completed 109 of 259 pass attempts for 1,327 yards in 10 starts over three seasons (1997-99) with the Huskies.

A native of Chicago, Ill., Jackson and his wife, Lindsey, have a daughter, Anya, and a son, Forrest.

Frisman Jackson's Coaching Timeline:

2017: Wide Receivers, Tennessee Titans
2016: Passing Game Coordinator/Wide Receivers, Temple
2015: Wide Receivers, Temple
2013-14: Wide Receivers, North Carolina State
2012: Wide Receivers, Northern Illinois
2010-11: Wide Receivers, Akron
2008-09: Wide Receivers, Western Illinois



Steve Jackson enters his 14th season as an NFL coach and second as a coach with the Titans as the assistant secondary coach.

Jackson returns to the organization that drafted him in the third round of the 1991 NFL Draft. He went on to play his entire nine-year career (127 games) for the team. During his time (1991-99) as a player with the Titans/Oilers, Jackson tallied 14 interceptions and nine sacks. The final game of his career was Super Bowl XXXIV, as the Titans took on the St. Louis Rams.

Last year, the secondary group tallied 10 interceptions and 71 passes defended as multiple players earned significant playing time. Four safeties regularly rotated during the season and rookie safety Kevin Byard ranked fifth on the team in tackles (63) while starting seven games.

Jackson spent the majority of his NFL coaching career with the Washington Redskins, totaling eight seasons (2004-11) in the nation's capital. For four of those seasons (2006-09), he was the passing game coordinator/safeties coach. In his time there, he guided safety Sean Taylor to two Pro Bowls before his death. He spent his first two years (2004-05) and final two seasons (2010-11) as the safeties coach.

Jackson entered the NFL coaching ranks with the Buffalo Bills as the


safeties/third down coach for three seasons (2001-03). Jackson's most recent job in the NFL was an assistant secondary coach with the Detroit Lions in 2013.

Jackson was a four-year starter at Purdue and was a semi-finalist for the Jim Thorpe Award, annually given to the nation's top defensive back, as a senior.

A native of Houston, Texas, Jackson has a daughter, Dominique, and a son, Stephen.

Steve Jackson's Coaching Timeline:

2016-17: Assistant Secondary, Tennessee Titans
2013: Assistant Secondary, Detroit Lions
2010-11: Safeties, Washington Redskins
2006-09: Passing Game Coordinator/Safeties, Washington Redskins
2004-05: Safeties, Washington Redskins
2001-03: Safeties/Third Down, Buffalo Bills



Tom Kanavy is in his 21st season in the NFL and his third as assistant strength and conditioning coach with the Titans.

Kanavy's experience includes eight seasons (2006-2013) as the head of strength and conditioning for the Minnesota Vikings and 11 years (1995-2005) with the Philadelphia Eagles as assistant strength and conditioning coach. He also has experience working for the University of Miami (1993) and his alma mater, Penn State (1993-95).

Tom Kanavy's Coaching Timeline:


2015-17: Assistant Strength and Conditioning, Tennessee Titans

2006-13: Strength and Conditioning, Minnesota Vikings

1995-2005: Assistant Strength and Conditioning, Philadelphia Eagles

1996: Interim Strength and Conditioning, Temple University

1993-95: Strength and Conditioning Assistant, Penn State University



Jason Michael is in his 12th season in the NFL, his fourth with the Titans and second as the team's quarterbacks coach. In his first two seasons (2014-15) Michael was the Titans offensive coordinator. He joined the Titans coaching staff following three seasons (2011-2013) as the tight ends coach for the San Diego Chargers.

Last year, he guided Marcus Mariota to several franchise marks in his second NFL campaign. Mariota posted a franchise-best eight consecutive games with multiple touchdown passes. His 16 multi-touchdown games in his first two seasons is the third-highest total by an NFL player in their first two seasons, trailing only Dan Marino (22) and Derek Carr (17). He also recorded the third-highest passer rating in club history and his 26 passing touchdowns were fourth best. Over the last two seasons, Mariota ranks first in red zone passer rating (114.6) and has tallied 33 red zone touchdowns and no interceptions. Mariota also garnered AFC Offensive Player of the Month honors for November, posting a 115.0 passer rating for the month.

In two seasons as the offensive coordinator for the Titans, Michael saw the blossoming of tight end Delanie Walker into one of the NFL's best tight ends, as he set franchise marks in both 2014 and 2015, and led all NFL tight ends in receptions (94) in 2015. He also has oversaw the growth of other young talent (in 2015, the Titans set a franchise record as 12 different players recorded at least one receiving touchdown) as the Titans fielded one of the youngest offensive units in each of his two years as coordinator. In 2015, rookie quarterback Marcus Mariota shattered many franchise rookie records and set several NFL rookie marks. He started his NFL career with a perfect passer rating (158.3) against Tampa Bay, becoming the first rookie to do so in his first-ever start. Mariota ranked third among all NFL quarterbacks in red-zone passer rating (116.1) and he posted the two highest single-game passing totals by a rookie in franchise history (371 at New Orleans and 367 vs. Indianapolis). Mariota's season passer rating of 91.5 was then the third-highest (now fourth-highest) in franchise history, behind only Steve McNair's NFL Co-MVP year in 2003 (100.4) and Warren Moon in 1990 (96.8), when he was named NFL Offensive Player of the Year.

In 2014, Michael saw injuries at a number of key positions and franchise-best numbers from two players. Walker set a franchise mark for receiving yards by a tight end with 890 and the best reception total of his career. Rookie quarterback Zach Mettenberger earned a number of highs during the season, including then rookie franchise mark for passing yards in a game (345 at Philadelphia), the highest franchise passer rating for a rookie season (83.4), highest passing yardage total by any rookie

on Monday Night Football (263) and the second-highest passer rating among the 2014 rookie class of quarterbacks. Michael and the Titans offense saw a total of four different quarterbacks and seven different offensive tackles take snaps during the season, due to injuries.

Michael spent three seasons (2011-13) as the tight ends coach for the Chargers. Through his work with tight end Antonio Gates, who led the Chargers in receptions (77) in 2013, and with tight end Ladarius Green, who posted 22.1-yards per catch, Michael helped the Chargers offense rank fifth in the league in 2013. In his three years working with the tight ends in San Diego, he guided Gates to the fourth most receptions (190) among NFL tight ends over that three-year timespan, while totaling 2,188 yards and 18 touchdowns. In 2011, his first year with the Chargers, he contributed to an offensive system that would rank sixth in the league, and Gates led the team with 64 catches.

Prior to joining the Chargers, he spent two seasons (2009-10) with the San Francisco 49ers as an offensive assistant and then quarterbacks coach. In 2010, his trio of quarterbacks passed for more than 3,600 yards and 19 touchdowns combined.


Michael began his coaching career at the University of Tennessee in 2003, where he worked as a graduate assistant with the secondary and special teams for two seasons. His NFL debut came with the Oakland Raiders in 2005 as a quality control coach. He spent the following season as the offensive quality control coach for the New York Jets in 2006 and assisted coaching the quarterbacks in Chad Pennington's Comeback Player of the Year season. He was promoted to tight ends coach in 2007 with the Jets before returning to the University of Tennessee as the tight ends coach in Phillip Fulmer's final season in 2008.

As a college player, Michael was a two-time captain, who as a senior quarterbacked Western Kentucky to the 2002 NCAA I-AA championship; and was named the school's Male Athlete of the Year. Graduating with a degree in civil engineering technology, Michael was named a I-AA Athletic Directors Academic All-Star and a second-team Verizon Academic All-District IV honoree.

A native of Louisa, Ky., Michael and his wife, Jamie, originally from Knoxville, have one son, Wyatt, and a daughter, Charlie.

Jason Michael's Coaching Timeline:

2016-17: Quarterbacks, Tennessee Titans
2014-15: Offensive Coordinator, Tennessee Titans
2011-13: Tight Ends, San Diego Chargers
2010: Quarterbacks, San Francisco 49ers
2009-10: Offensive Assistant, San Francisco 49ers
2008: Tight Ends, University of Tennessee
2007: Tight Ends, New York Jets
2006: Quality Control, Quarterbacks, New York Jets
2005: Quality Control, Oakland Raiders
2003-04: Graduate Assistant, University of Tennessee




Taylor Porter is in his second season with the Titans and his ninth year coaching.

Porter was an assistant strength and conditioning coach for football at Nebraska from 2013-14 and a football graduate assistant strength and conditioning coach for Louisville (2010-13). He also has done internships with three NFL teams, including the Browns (2015), Buccaneers (2015) and Texans (2013). He started as a strength and conditioning coach at his alma mater, Wisconsin-Oshkosh, where he spent two years (2009-10) as an intern coach. Raised in Wisconsin, Porter was a wide receiver at Wisconsin-Oshkosh.

Taylor Porter's Coaching Timeline:

2015-17: Strength and Conditioning Assistant, Tennessee Titans
2015: Strength and Conditioning Intern, Cleveland Browns
2015: Strength and Conditioning Intern, Tampa Bay Buccaneers
2013-15: Assistant Strength and Conditioning, Nebraska
2013: Strength and Conditioning Intern, Houston Texans
2010-13: Strength and Conditioning Graduate Assistant, Louisville
2009-10: Strength and Conditioning, Wisconsin-Oshkosh



Smith enters his seventh season on the Titans coaching staff, and his second season in charge of the tight ends after taking over the group for the final nine games of the 2015 season. He was the assistant tight ends coach for 2014 and the first seven games of the 2015, assisting Mike Mularkey.

Last year, tight end Delanie Walker earned his second Pro Bowl invitation, as he tied for the team high in receptions with 65 receptions for 800 yards and a career-best seven touchdowns.

Walker now owns the top three season receiving yardage totals by a tight end in franchise history. He also ranks fourth in the NFL over the last three years in receiving yards (2,778) and second in receptions of 25 yards or longer (24). The run-blocking by the tight end group also played a key role in the success of the Titans run game, which ranked third in the NFL and saw running back DeMarco Murray lead the AFC in rushing.

In 2015, Titans tight ends accounted for 139 receptions for 1,572 yards and 10 touchdowns. Walker led the NFL in receptions by a tight end with 94 for 1,088 yards and earned his first trip to the Pro Bowl. Walker's reception total and yardage were both franchise bests for a tight end.

In 2014, Smith assisted with the tight ends and saw Walker set a then-franchise mark for yards by a tight end with 890, which also was a personal best. Walker also set a career high for receptions in a season with 63 and posted the second-highest yardage total for a game by a franchise tight end with 155 yards against Philadelphia last year.

Smith began with the Titans in 2011 as a defensive assistant/quality control coach, and from 2012-2013 he served as the offensive assistant/quality control coach before moving into the role of offensive assistant/tight ends

coach in 2014.

Smith spent two years as the defensive quality control coach for the Washington Redskins from 2007-08. During the spring of 2007, he worked as a college scouting assistant for the Redskins. In 2010, he worked at Ole Miss as an administrative assistant/defensive intern and coached primarily with the linebackers.


Smith graduated from North Carolina and played offensive line before joining the coaching staff for one season (2006) as a graduate assistant, where he worked with the offensive line.

Born and raised in Memphis, Tenn., he went to high school at Georgetown Prep (North Bethesda, Md.). Smith and his wife, Allison, currently live in Nashville with their son, Tanner, and daughter, Sophie.

Arthur Smith's Coaching Timeline:

2016-17: Tight Ends, Tennessee Titans
2014-15: Assistant Tight Ends*, Tennessee Titans
2013: Offensive Line/Tight End Assistant, Tennessee Titans
2012: Offensive Assistant/Quality Control, Tennessee Titans
2011: Defensive Assistant/Quality Control, Tennessee Titans
2010: Administrative Assistant/Defensive Intern, University of Mississippi
2007-08: Defensive Assistant/Quality Control, Washington Redskins
2006: Graduate Assistant, University of North Carolina

**Took over Tight Ends for the final nine games of the 2015 season.*



Lou Spanos is in his 23rd year of coaching, his 21st in the NFL and fourth season with the Titans. Spanos joined the staff after spending two seasons as UCLA's defensive coordinator.

Last year saw the Titans rank second in the NFL in run defense, their highest ranking since 2003 and post the second-highest sack total (28.5) by a linebacking corps in the NFL (Arizona, 31.5) in 2016. Brian Orakpo (10.5) and Derrick Morgan (career best 9.0) led the way in sacks and Orakpo earned his fourth Pro Bowl appearance, his first with the Titans. Inside linebacker Avery Williamson posted his third consecutive 100-tackle season, as he tallied a career-best 149 stops. He becomes the first player in the Titans era (1999-present) to begin a career with three consecutive 100-tackle seasons.

In 2015, his group of linebackers put up prolific numbers, as Avery Williamson and Wesley Woodyard finished first and second for the team in tackles with each topping the 100-tackle mark. The group of linebackers also posted 23 sacks, which was the sixth-highest total by a group of NFL linebackers, led by Brian Orakpo who totaled a team-best seven. The defense also registered their highest ranking since 2008, as they finished 12th in the NFL in total defense.

In 2014, he oversaw a group that transitioned from a 4-3 to a 3-4 defensive front and saw players moving to different positions. Derrick Morgan moved from defensive end to outside linebacker for the first time in his football career. He led the team in sacks (6.5) by matching his then career high and set career highs for tackles (82), tackles for loss (13), quarterback pressures (27), passes defended (9) and forced fumbles (2). Spanos also groomed Williamson, a rookie, as the defensive play-caller. He responded with 107 tackles, three sacks, eight tackles for loss and two fumble recoveries in 12 starts.

In 2013, as defensive coordinator at UCLA, Spanos' defense only allowed 23.2 points per game and 34.9 percent on third down, to rank among the top teams in the PAC-12. The team finished eighth in the nation in sacks; and in his two years as coordinator, the Bruins totaled 79 sacks and 58 forced turnovers. During his two seasons with the Bruins, he transitioned 2014 first-round pick Anthony Barr from an offensive player into an All-American

linebacker who totaled 23.5 sacks. He also coached defensive end Datone Jones, who would become the Green Bay Packers first-round pick in 2013.


Prior to his time with the Bruins, Spanos spent two seasons (2010-11) as the linebackers coach for the Washington Redskins, during which time linebacker London Fletcher earned two Pro Bowl selections and current Titans outside linebacker Brian Orakpo earned one invite.

The previous 15 seasons, Spanos was a defensive assistant with the Pittsburgh Steelers. He joined the Steelers in 1994 as an intern in the scouting department before being promoted to a defensive assistant the following season. As an assistant, he worked closely with the linebackers and the secondary. During this time, the Steelers defense ranked among the top 10 in total yards allowed 13 times, including four number-one rankings. Spanos earned two championships in Super Bowls XL and XLIII, and coached in Super Bowl XXX. During his tenure, nine Steeler linebackers made a total of 19 Pro Bowl appearances – Kevin Greene (2), Greg Lloyd (2), Chad Brown (1), Levon Kirkland (2), Jason Gildon (3), Kendrell Bell (1), Joey Porter (3), James Farrior (2) and James Harrison (3).

Raised in Pittsburgh, Pa., Spanos played four years (1989-92) at center/guard for Tulsa, where he spent one additional season as a student assistant working with the linebackers. He and his wife, Timme, have three children: Zachary, Caleb, and Gabriella.

Lou Spanos' Coaching Timeline:

2014-17: Linebackers, Tennessee Titans
2012-13: Defensive Coordinator, UCLA
2010-11: Linebackers, Washington Redskins
1995-2009: Defensive Assistant, Pittsburgh Steelers
1993: Student Assistant, Tulsa



Luke Steckel is in his fifth season with the Titans, his fourth as an assistant coach and first as assistant wide receivers coach. Last year, he assisted Arthur Smith as he worked with the tight end position. The previous two seasons (2013-14) he worked with Sylvester Croom and the running back position. In his first year with Tennessee, he served as the assistant to the head coach.

Steckel joined the Titans after spending four seasons with the Cleveland Browns as the assistant to the head coach. In that capacity, he handled a variety of duties for the head coach and the coaching staff.

Steckel was a three-year letterman as a linebacker at Princeton (2004-06), where he earned a degree in political economy. As a senior, he served as team captain and led the Tigers to a 9-1 record and the Ivy League Championship.

Born in Boston, Steckel is the son of former Titans offensive coordinator Les Steckel. Luke Steckel went to Brentwood (Tenn.) High School, where he helped the team to a 5A State Championship as team captain in his senior season.

Luke Steckel's Coaching Timeline:

2017: Assistant Wide Receivers, Tennessee Titans
2014-16: Offensive Assistant, Tennessee Titans
2013: Assistant to the Head Coach, Tennessee Titans
2009-12: Assistant to the Head Coach, Cleveland Browns



Mike Sullivan is in his 15th year as an NFL coach and his fourth season as assistant offensive line coach for the Titans. He joined the Titans staff after coaching the offensive line for the Cleveland Browns in 2013. Having played the position for a number of years within the league, Sullivan brings experience and insight to his position.

Last year, the Titans offensive line earned notice as one of the best lines in the NFL. In his third NFL year, tackle Taylor Lewan earned his first Pro Bowl invitation and rookie tackle Jack Conklin earned first-team AP All-Pro honors. The line paved the way for the AFC's leading rusher, DeMarco Murray, and allowed the seventh lowest sack total in the NFL.

In his first two years (2014-15), the offensive line group dealt with a myriad of injuries, which forced a number of different starting combinations during his time working with the group. Despite some of the hardships, Lewan earned All-Rookie honors from the Pro Football Writers of America for his play in limited starts in 2014.

In 2013, Sullivan coached two of the Browns linemen to Pro Bowl selections – tackle Joe Thomas and center Alex Mack. His third stint with the Browns was preceded by four seasons as an offensive line coach for the San Diego Chargers. His coaching helped lead the Chargers offensive unit to average 1,640 rushing yards and 13 rushing touchdowns per season. He also guided guard Kris Dielman to three Pro Bowl selections (2009, 2010, 2011) and Louis Vasquez to PFW/PFWA All-Rookie team in 2009.

Prior to joining the Chargers, Sullivan coached for the Browns on two separate occasions: first from 2001-04 as an assistant offensive line coach and then from 2007-08 as offensive line coach. His second stint with the team helped produce two consecutive Pro Bowl selections for Thomas.

Sullivan also has three seasons of college experience, as an offensive line coach for Western Michigan from 2005-06 and as a graduate assistant for his alma mater, the University of Miami (Fla.) in 2000. His coaching career began abroad in 1997, where he spent five seasons coaching in Germany, France and Spain for teams within the European Federation of American Football.

A four-year starter (48 games) at the University of Miami (Fla.) from 1987-90, Sullivan played both guard and tackle collegiately before being drafted in the sixth round of the 1991 NFL Draft by the Dallas Cowboys. He was a member of two National Title teams for the Miami Hurricanes in 1987 and 1989 and was inducted into the University of Miami Sports Hall of Fame in 2009. Sullivan would go on to play a total of 48 NFL games, all for the Tampa Bay Buccaneers from 1992-95.

A native of Chicago, Sullivan and his wife, Carole, have two sons, Patrick and John, and a daughter, Teagan.

Mike Sullivan's Coaching Timeline:

2014-17: Assistant Offensive Line, Tennessee Titans

2013: Offensive Line, Cleveland Browns


2009-12: Offensive Line, San Diego Chargers

2007-08: Offensive Line, Cleveland Browns

2005-06: Offensive Line, Western Michigan University

2001-04: Assistant Offensive Line, Cleveland Browns

2000: Graduate Assistant, University of Miami (Fla.)



Deshea Townsend enters his second season with the Titans as secondary coach, his fourth season as an NFL coach and 17th year as a player or coach in the NFL.

He joined the Titans after three seasons as the cornerbacks coach for Mississippi State. He played the majority of his 13-year NFL career for the Pittsburgh Steelers, including six seasons (2004-09) with Dick LeBeau as the defensive coordinator. Townsend won two Super Bowls (XL and XLIII) as a player with the Steelers.

Last year, his secondary group tallied 10 interceptions and 71 passes defended as multiple players earned significant playing time. Four safeties regularly rotated during the season and rookie safety Kevin Byard ranked fifth on the team in tackles (63) while starting seven games.

In his three seasons at Mississippi State (2013-15), Townsend helped the Bulldogs 2014 defense lead the nation in passes defended (89), passes broken up (73) and were 15th nationally in interceptions with 15. In 2013, the Bulldogs defense ranked fifth in the SEC in passing defense, allowing only 205.2 yards through the air.

Townsend entered the coaching ranks in 2011, as the assistant defensive backs coach for the Arizona Cardinals for two seasons.

As a player in the NFL (Pittsburgh 1998-09; Indianapolis 2010), he played in 191 games (80 starts) and tallied 21 interceptions, 428 tackles, 15.5 sacks, three touchdowns, five fumble recoveries and four forced fumbles.

Townsend was a four-year starter and a captain at the University of Alabama and was a fourth-round selection by the Steelers in 1998.


Born in Batesville, Miss., Townsend played quarterback for South Panola High School and as a senior led his school to the 5A state championship game in 1992.

Deshea Townsend's Coaching Timeline:

2016-17: Secondary, Tennessee Titans

2013-15: Cornerbacks, Mississippi State

2011-12: Assistant Defensive Backs, Arizona Cardinals



Keith Willis enters his second season with the Titans as assistant defensive line coach and his 23rd season coaching.

Willis played 12 years (1982-93) as a defensive end in the NFL, spending time with Pittsburgh (1982-91), Buffalo (1992) and Washington (1993). During his time in the NFL, he totaled 139 games played, 224 tackles and 59 sacks, including a career-high 14 sacks during the 1983 campaign. All of his sacks came as a Steeler and his 59 career sacks still rank sixth-best in the history of the Steelers.

Last year saw the run defense for the Titans rank second in the NFL, the highest run defense ranking for the team since 2003. Defensive tackle Jurrell Casey earned his second Pro Bowl invite as he set a new career high in quarterback pressures (29) to go along with five sacks.

Willis joined the Titans after three years (2013-15) as the defensive line coach for the Montreal Alouettes in the Canadian Football League. In 2015, he guided John Bowman to a league-leading 19 sacks and Montreal finished second in the league in total sacks with 55.

Prior to his time in the CFL, Willis spent 18 years as a college defensive line coach. He worked at North Carolina State (2007-12), Boston College (2001-06), Cincinnati (1999-00) and Slippery Rock (1995-98).

Willis entered the NFL with the Steelers as an undrafted college free agent from Northeastern, where he was a four-year starter and led the team in sacks each of his final three seasons.

A native of Newark, N.J., Willis and wife, Maxine, have a daughter, Jasmine, and a son, Keith Jr.

Keith Willis' Coaching Timeline:

2016-17: Asst. Defensive Line, Tennessee Titans


2013-15: Defensive Line, Montreal Alouettes

2007-12: Defensive Line, North Carolina State

2001-06: Defensive Line, Boston College

1999-2000: Defensive Line, Univ. of Cincinnati

1995-98: Defensive Line, Slippery Rock



One of the top strength and rehabilitation experts in the NFL, Steve Watterson is in his 32nd season as the Titans' strength and conditioning coach. He stands as the longest tenured NFL assistant coach with consecutive years working for the same team.

Qualities of a Titans team include strength, physicality and conditioning. Watterson has been entrusted with instilling many of these attributes.

In 2010, Watterson earned his 'Art of Strength' Kettlebell Instructor Certification during the 'A.O.S.' seminar held at Punch Gym in Franklin, Tenn. He became the first NFL Head Strength and Conditioning coach to complete the certification program. At the request of the Army's 5th Special Forces Group, Watterson has coached many of their instructors in kettlebell training techniques and team building activities.

In 2008, he was elected to the Alliance for Natural Health's Scientific Advisory Board. The Alliance for Natural Health USA (ANH-USA), which was formed in 1992, is part of an international organization dedicated to promoting sustainable health and freedom of choice in healthcare through good science and good law.

In 2002, Watterson was awarded the President's Award from the Professional Football Strength and Coaches Society for his contributions to the field of strength and conditioning. In 1999, he was appointed to the National Research Council for Health (NRCH) scientific advisory council. NRCH was formed in 1977 to expand the scientific foundation and understanding of natural health science.

In 1992, Watterson received one of the highest honors of his career when he was named Professional Strength and Conditioning Coach of the Year. Watterson has been instrumental in helping to develop and implement various strength and conditioning programs with the Titans and directs the club's successful offseason conditioning program. Watterson joined the Oilers in 1986 as strength and conditioning coordinator before becoming

an assistant coach in those areas prior to the 1988 season.

Before joining the Oilers, Watterson spent two seasons (1984-85) as the assistant trainer for the Philadelphia Eagles. From 1979-80, he served as the head trainer at Tucson (Ariz.) High School before accepting a similar post at Amphitheater High School in Tucson (1980-84). Watterson's other activities have included serving as a trainer at the 1982 Olympic Development Camp and at the National Sports Festival in Colorado Springs in 1983. Following the 1990 season, Watterson received national attention when he personally supervised the rehabilitation of auto racing superstar A.J. Foyt. Foyt credits Watterson with his ability to come back from severe leg injuries to race in the 1991 Indianapolis 500.

Watterson has advised Olympic and World-Class athletes on proper nutritional supplementation. NASCAR teams, such as Richard Petty's, have called on Watterson to advise them on proper nutrition for improved performance. He also has advised NASCAR teams on training for proper biomechanics for their pit crews.

He received his bachelor's degree from Rhode Island and his master's degree from Arizona. In 2015, he returned to Rhode Island as he was honored by the university with their Distinguished Achievement Award.

A native of Newport, R.I. (11/27/56), Watterson has three daughters, Kelsea, Bergen and Dottie, and three sons, Brock, Cole and Caden. Steve and his wife, Heidi, live in Hendersonville, Tenn.

Steve Watterson's Coaching Timeline:

1986-2017: Strength and Conditioning, Tennessee Titans/Houston Oilers

1984-85: Assistant Trainer, Philadelphia Eagles



**TITANS VETERANS
AND DRAFT PICKS**

TENNESSEE TITANS ALPHABETICAL ROSTER

NO.	NAME	POS.	HT.	WT.	BIRTHDATE	EXP.	COLLEGE	HOMETOWN	ACQUIRED
38d	Abad, Manny	CB	5-11	184	11/24/93	R	Florida Tech	Fort Lauderdale, Fla.	FA-'17
92	Abdesmad, Mehdi	DE	6-6	284	9/28/91	1	Boston College	Montreal, Quebec	FA-'16
88	Amaro, Jace	TE	6-5	265	6/26/92	4	Texas Tech	San Antonio, Texas	W (NYJ)-'16
46	Bacci, Joe	FB	6-1	245	4/25/94	R	Central Michigan	Romeo, Mich.	FA-'17
53	Bates, Daren	LB	5-11	225	11/27/90	5	Auburn	Olive Branch, Miss.	UFA (OAK)-'17
95	Blackson, Angelo	DE	6-4	318	11/14/92	3	Auburn	Wilmington, Del.	D4a-'15
39	Boykins, Jeremy	CB	6-1	183	5/29/95	R	Central Florida	Jacksonville, Fla.	FA-'17
48	Brinkley, Beau	LS	6-4	260	1/25/90	6	Missouri	Kearney, Mo.	FA-'12
70d	Brown, DeAngelo	NT	6-0	302	2/14/94	R	Louisville	Savannah, Ga.	FA-'17
55	Brown, Jayon	LB	6-0	226	2/26/95	R	UCLA	Long Beach, Calif.	D5-'17
56	Brown, Kourtnei	OLB	6-4	253	4/27/88	2	Clemson	Charlotte, N.C.	FA-'16
31	Byard, Kevin	S	5-11	212	8/17/93	2	Middle Tennessee State	Lithonia, Ga.	D3-'16
44	Carraway, Josh	OLB	6-3	242	4/13/94	R	Texas Christian	Flower Mound, Texas	D7a-'17
99	Casey, Jurrell	DT	6-1	305	12/5/89	7	Southern California	Long Beach, Calif.	D3-'11
16	Cassel, Matt	QB	6-4	228	5/17/82	13	Southern California	Northridge, Calif.	UFA (DAL)-'16
78	Conklin, Jack	T	6-6	308	8/17/94	2	Michigan State	Plainwell, Mich.	D1-'16
86	Cunningham, Jerome	TE	6-3	250	5/25/91	2	Southern Connecticut St.	Waterbury, Conn.	W (NYJ)-'16
37	Cyprien, Johnathan	S	6-0	223	7/29/90	5	Florida International	North Miami Beach, Fla.	UFA (JAX)-'17
84	Davis, Corey	WR	6-3	209	1/11/95	R	Western Michigan	Wheaton, Ill.	D1a-'17
87	Decker, Eric	WR	6-3	214	3/15/87	8	Minnesota	Cold Spring, Minn.	FA-'17
93	Dodd, Kevin	OLB	6-5	277	7/14/92	2	Clemson	Greenville, S.C.	D2a-'16
83	Douglas, Harry	WR	6-0	183	9/16/84	10	Louisville	Jonesboro, Ga.	FA-'15
5	Ferguson, Tyler	QB	6-2	224	1/7/94	R	Western Kentucky	Bakersfield, Calif.	FA-'17
32	Fluellen, David	RB	5-11	224	1/28/92	1	Toledo	Lockport, N.Y.	FA-'15
45	Fowler, Jalston	FB	5-11	254	7/26/90	3	Alabama	Mobile, Ala.	D4b-'15
3	Gay, Jordan	K/P	6-0	200	3/29/90	4	Centre	Danville, Ky.	FA-'17
22	Henry, Derrick	RB	6-3	247	1/4/94	2	Alabama	Yulee, Fla.	D2c-'16
30	Hurst, Demontre	CB	5-10	191	3/24/91	4	Oklahoma	Lancaster, Texas	UFA (CHI)-'17
25	Jackson, Adoree'	CB	5-11	185	9/18/95	R	Southern California	East St. Louis, Ill.	D1b-'17
15	Jennings, Darius	WR	5-10	180	6/28/92	1	Virginia	Baltimore, Md.	FA-'17
94	Johnson, Austin	DL	6-4	314	5/8/94	2	Penn State	Galloway, N.J.	D2b-'16
42	Johnson, Denzel	S	6-0	198	9/16/94	R	Texas Christian	Columbia, S.C.	FA-'17
60	Jones, Ben	C	6-3	308	7/2/89	6	Georgia	Brent, Ala.	UFA (HOU)-'16
90	Jones, DaQuan	DL	6-4	322	12/27/91	4	Penn State	Johnson City, N.Y.	D4a-'14
38o	Judd, Akeem	RB	5-10	225	12/11/92	R	Mississippi	Durham, N.C.	FA-'17
71	Kelly, Dennis	G/T	6-8	321	1/16/90	6	Purdue	Chicago Heights, Ill.	T (PHI)-'16
6	Kern, Brett	P	6-2	214	2/17/86	10	Toledo	Grand Island, N.Y.	W (DEN)-'09
64	Kline, Josh	G	6-3	300	12/29/89	5	Kent State	Mason, Ohio	W (NE)-'16
97	Klug, Karl	DL	6-3	278	3/31/88	7	Iowa	Caledonia, Minn.	D5-'11
17	Krause, Jonathan	WR	5-11	190	1/18/92	1	Vanderbilt	Snellville, Ga.	FA-'16
68	Lelito, Tim	G/C	6-4	315	7/21/89	5	Grand Valley State	St. Clair, Mich.	UFA (NO)-'17
62	Levin, Corey	G/C	6-4	307	8/12/94	R	Chattanooga	Dacula, Ga.	D6-'17
77	Lewan, Taylor	T	6-7	309	7/22/91	4	Michigan	Cave Creek, Ariz.	D1-'14
80	Mabon, KeVonn	WR	6-1	212	10/2/93	R	Ball State	St. Louis, Mo.	FA-'17
8	Mariota, Marcus	QB	6-4	222	10/30/93	3	Oregon	Honolulu, Hawaii	D1-'15
69o	Marz, Tyler	T	6-7	316	9/9/92	1	Wisconsin	Springfield, Minn.	FA-'16
66	Matias, Josue	G/T	6-5	309	1/6/93	2	Florida State	Union City, N.J.	FA-'15
18	Matthews, Rishard	WR	6-0	217	10/12/89	6	Nevada	Santa Ana, Calif.	UFA (MIA)-'16
10	McBride, Tre	WR	6-0	210	12/1/92	3	William & Mary	McDonough, Ga.	D7-'15
23	McCain, Brice	CB	5-9	190	12/10/86	9	Utah	Terrell, Texas	FA-'16
2	McKay, Mekale	WR	6-5	210	8/4/93	1	Cincinnati	Louisville, Ky.	FA-'17
70o	Moore, Steven	T	6-6	303	9/28/93	R	California	Elk Grove, Calif.	FA-'17
91	Morgan, Derrick	OLB	6-4	261	1/6/89	8	Georgia Tech	Coatesville, Pa.	D1-'10
28	Muhammad, Khalfani	RB	5-7	174	9/26/94	R	California	Inglewood, Calif.	D7c-'17
29	Murray, DeMarco	RB	6-1	220	2/12/88	7	Oklahoma	Las Vegas, Nev.	T (PHI)-'16
51	Ochi, Victor	OLB	6-1	242	10/2/93	1	Stony Brook	Harlem, N.Y.	FA-'17
98	Orakpo, Brian	OLB	6-4	257	7/31/86	9	Texas	Houston, Texas	UFA (WAS)-'15
50	Palmer, Nate	LB	6-2	248	9/23/89	5	Illinois State	Chicago, Ill.	W (GB)-'16
12	Pascascio, Giovanni	WR	6-1	195	11/10/94	R	Louisville	Glendale, Ariz.	FA-'17
76o	Pirsig, Jonah	T	6-7	316	5/4/93	R	Minnesota	Blue Earth, Minn.	FA-'17

TENNESSEE TITANS ALPHABETICAL ROSTER (CONTINUED)

49	Ragin III, Johnny	LB	6-3	225	2/8/95	R	Oregon	Wilsonville, Ore.	FA-'17
24	Reed, Kalan	CB	5-11	192	12/29/93	1	Southern Mississippi	Birmingham, Ala.	D7b-'16
35	Riley, Curtis	DB	6-0	190	7/18/92	3	Fresno State	Orlando, Fla.	FA-'15
76d	Robbins, Cameron	DE	6-5	300	7/2/93	R	Northwestern	Peru, Ill.	FA-'17
26	Ryan, Logan	CB	5-11	195	2/9/91	5	Rutgers	Voorhees, N.J.	UFA (NE)-'17
21	Searcy, Da'Norris	S	5-11	207	11/16/88	7	North Carolina	Decatur, Ga.	UFA (BUF)-'15
73	Seaton, Brad	T	6-8	325	11/23/93	R	Villanova	Bronx, N.Y.	D7b-'17
85	Semisch, Tim	TE	6-8	275	9/18/91	1	Northern Illinois	Omaha, Neb.	FA-'17
19	Sharpe, Tajaé	WR	6-2	194	12/23/94	2	Massachusetts	Piscataway, N.J.	D5a-'16
36	Sims, LeShaun	CB	6-0	203	9/18/93	2	Southern Utah	Las Vegas, Nev.	D5b-'16
20	Smith, D'Joun	CB	5-11	193	9/23/92	2	Florida Atlantic	Miami, Fla.	FA-'16
81	Smith, Jonnu	TE	6-3	248	8/22/95	R	Florida International	Ocala, Fla.	D3b-'17
33	Smith, Tye	CB	6-0	195	5/3/93	2	Towson	Raleigh, N.C.	FA-'17
67	Spain, Quinton	G	6-4	330	8/7/91	3	West Virginia	Petersburg, Va.	FA-'15
61	Spelman, Mark	C	6-3	303	11/2/93	R	Illinois State	Brookfield, Wisc.	FA-'17
57	Staples, Justin	LB	6-4	245	12/10/89	4	Illinois	Cleveland, Ohio	FA-'14
69d	Staten, Jimmy	DE	6-4	304	5/4/91	1	Middle Tennessee State	Waycross, Ga.	FA-'17
4	Succop, Ryan	K	6-2	218	9/19/86	9	South Carolina	Hickory, N.C.	FA-'14
89	Supernaw, Phillip	TE	6-5	255	1/30/90	4	Ouachita Baptist	Katy, Texas	FA-'15
11	Tanney, Alex	QB	6-4	220	11/11/87	2	Monmouth (Ill.)	Lexington, Ill.	FA-'15
13	Taylor, Taywan	WR	5-11	203	3/2/95	R	Western Kentucky	Louisville, Ky.	D3a-'17
41	Trawick, Brynden	S	6-2	225	10/23/89	5	Troy	Marietta, Ga.	UFA (OAK)-'17
79	Tretola, Sebastian	G	6-4	314	5/1/92	2	Arkansas	San Bernardino, Calif.	D6-'16
82	Walker, Delanie	TE	6-2	248	8/12/84	12	Central Missouri	Pomona, Calif.	UFA (SF)-'13
52	Wallace, Aaron	OLB	6-2	242	7/8/93	2	UCLA	San Diego, Calif.	D7a-'16
14	Weems, Eric	WR	5-9	195	7/4/85	10	Bethune-Cookman	Ormond Beach, Fla.	UFA (ATL)-'17
96	Williams, Sylvester	NT	6-2	313	11/21/88	5	North Carolina	Jefferson City, Mo.	UFA (DEN)-'17
54	Williamson, Avery	LB	6-1	246	3/9/92	4	Kentucky	Milan, Tenn.	D5-'14
75	Woods, Antwaun	NT	6-1	318	1/3/93	1	Southern California	Los Angeles, Calif.	FA-'16
59	Woodyard, Wesley	LB	6-0	233	7/21/86	10	Kentucky	LaGrange, Ga.	UFA (DEN)-'14

RESERVE/INJURED (1):

40	Green, John	CB	5-10	180	11/12/93	R	Connecticut	Miami, Fla.	FA-'17
----	-------------	----	------	-----	----------	---	-------------	-------------	--------

TENNESSEE TITANS NUMERICAL ROSTER

NO.	NAME	POS.	HT.	WT.	AGE	EXP.	COLLEGE	HOMETOWN	ACQUIRED
2	Derrick Henry	RB	6-3	247	22	R	Alabama	Yulee, Fla.	D2c-'16
3	Aldrick Rosas	K	6-2	195	21	R	Southern Oregon	Orland, Calif.	FA-'16
4	Ryan Succop	K	6-2	218	29	8	South Carolina	Hickory, N.C.	FA-'14
6	Brett Kern	P	6-2	214	30	9	Toledo	Grand Island, N.Y.	W (DEN)-'09
8	Marcus Mariota	QB	6-4	222	22	2	Oregon	Honolulu, Hawaii	D1-'15
10	Tre McBride	WR	6-0	210	23	2	William & Mary	McDonough, Ga.	D7-'15
11	Alex Tanney	QB	6-4	220	28	2	Monmouth (Ill.)	Lexington, Ill.	FA-'15
12	Ben Roberts	WR	6-4	215	23	R	Montana	Missoula, Mont.	FA-'16
13	Kendall Wright	WR	5-10	191	26	5	Baylor	Pittsburg, Texas	D1-'12
15	Justin Hunter	WR	6-4	203	25	4	Tennessee	Virginia Beach, Va.	D2-'13
16	Matt Cassel	QB	6-4	228	34	12	Southern California	Northridge, Calif.	UFA (DAL)-'16
17	Dorial Green-Beckham	WR	6-5	237	23	2	Oklahoma	Springfield, Mo.	D2-'15
18	Rishard Matthews	WR	6-0	217	26	5	Nevada	Santa Ana, Calif.	UFA (MIA)-'16
19	Tajae Sharpe	WR	6-2	194	21	R	Massachusetts	Piscataway, N.J.	D5a-'16
20d	Kevin Byard	S	5-11	212	22	R	Middle Tennessee State	Lithonia, Ga.	D3-'16
20o	Bishop Sankey	RB	5-10	209	23	3	Washington	Wadsworth, Ohio	D2-'14
21	Da'Norris Searcy	S	5-11	207	27	6	North Carolina	Decatur, Ga.	UFA (BUF)-'15
22	Dexter McCluster	RB	5-8	170	27	7	Mississippi	Largo, Fla.	UFA (KC)-'14
23d	Bennett Okotcha	CB	6-0	195	23	R	Texas-San Antonio	Coppell, Texas	FA-'16
23o	David Cobb	RB	5-11	229	23	2	Minnesota	Killeen, Texas	D5-'15
2	Mekale McKay	WR	6-5	210	23	1	Cincinnati	Louisville, Ky.	FA-'17
3	Jordan Gay	K/P	6-0	200	27	4	Centre	Danville, Ky.	FA-'17
4	Ryan Succop	K	6-2	218	30	9	South Carolina	Hickory, N.C.	FA-'14
5	Tyler Ferguson	QB	6-2	224	23	R	Western Kentucky	Bakersfield, Calif.	FA-'17
6	Brett Kern	P	6-2	214	31	10	Toledo	Grand Island, N.Y.	W (DEN)-'09

TENNESSEE TITANS NUMERICAL ROSTER (CONTINUED)

NO.	NAME	POS.	HT.	WT.	AGE	EXP.	COLLEGE	HOMETOWN	ACQUIRED
8	Marcus Mariota	QB	6-4	222	23	3	Oregon	Honolulu, Hawaii	D1-'15
10	Tre McBride	WR	6-0	210	24	3	William & Mary	McDonough, Ga.	D7-'15
11	Alex Tanney	QB	6-4	220	29	2	Monmouth (Ill.)	Lexington, Ill.	FA-'15
12	Giovanni Pascascio	WR	6-1	195	22	R	Louisville	Glendale, Ariz.	FA-'17
13	Taywan Taylor	WR	5-11	203	22	R	Western Kentucky	Louisville, Ky.	D3a-'17
14	Eric Weems	WR	5-9	195	32	10	Bethune-Cookman	Ormond Beach, Fla.	UFA (ATL)-'17
15	Darius Jennings	WR	5-10	180	25	1	Virginia	Baltimore, Md.	FA-'17
16	Matt Cassel	QB	6-4	228	35	13	Southern California	Northridge, Calif.	UFA (DAL)-'16
17	Jonathan Krause	WR	5-11	190	25	1	Vanderbilt	Snellville, Ga.	FA-'16
18	Rishard Matthews	WR	6-0	217	27	6	Nevada	Santa Ana, Calif.	UFA (MIA)-'16
19	Tajaé Sharpe	WR	6-2	194	22	2	Massachusetts	Piscataway, N.J.	D5a-'16
20	D'Joun Smith	CB	5-11	193	24	2	Florida Atlantic	Miami, Fla.	FA-'16
21	Da'Norris Searcy	S	5-11	207	28	7	North Carolina	Decatur, Ga.	UFA (BUF)-'15
22	Derrick Henry	RB	6-3	247	23	2	Alabama	Yulee, Fla.	D2c-'16
23	Brice McCain	CB	5-9	190	30	9	Utah	Terrell, Texas	FA-'16
24	Kalan Reed	CB	5-11	192	23	1	Southern Mississippi	Birmingham, Ala.	D7b-'16
25	Adoree' Jackson	CB	5-10	186	21	R	Southern California	East St. Louis, Ill.	D1b-'17
26	Logan Ryan	CB	5-11	195	26	5	Rutgers	Voorhees, N.J.	UFA (NE)-'17
28	Khalfani Muhammad	RB	5-7	174	22	R	California	Inglewood, Calif.	D7c-'17
29	DeMarco Murray	RB	6-1	220	29	7	Oklahoma	Las Vegas, Nev.	T (PHI)-'16
30	Demontre Hurst	CB	5-10	191	26	4	Oklahoma	Lancaster, Texas	UFA (CHI)-'17
31	Kevin Byard	S	5-11	212	23	2	Middle Tennessee State	Lithonia, Ga.	D3-'16
32	David Fluellen	RB	5-11	224	25	1	Toledo	Lockport, N.Y.	FA-'15
33	Tye Smith	CB	6-0	195	24	2	Towson	Raleigh, N.C.	FA-'17
35	Curtis Riley	DB	6-0	190	25	3	Fresno State	Orlando, Fla.	FA-'15
36	LeShaun Sims	CB	6-0	203	23	2	Southern Utah	Las Vegas, Nev.	D5b-'16
37	Johnathan Cyprien	S	6-0	223	26	5	Florida International	North Miami Beach, Fla.	UFA (JAX)-'17
38d	Manny Abad	CB	5-11	184	23	R	Florida Tech	Fort Lauderdale, Fla.	FA-'17
38o	Akeem Judd	RB	5-10	225	24	R	Mississippi	Durham, N.C.	FA-'17
39	Jeremy Boykins	CB	6-1	183	22	R	Central Florida	Jacksonville, Fla.	FA-'17
41	Brynden Trawick	S	6-2	225	27	5	Troy	Marietta, Ga.	UFA (OAK)-'17
42	Denzel Johnson	S	6-0	198	22	R	Texas Christian	Columbia, S.C.	FA-'17
44	Josh Carraway	OLB	6-3	242	23	R	Texas Christian	Flower Mound, Texas	D7a-'17
45	Jalston Fowler	FB	5-11	254	26	3	Alabama	Mobile, Ala.	D4b-'15
46	Joe Bacci	FB	6-1	245	23	R	Central Michigan	Romeo, Mich.	FA-'17
48	Beau Brinkley	LS	6-4	260	27	6	Missouri	Kearney, Mo.	FA-'12
49	Johnny Ragin III	LB	6-3	225	22	R	Oregon	Wilsonville, Ore.	FA-'17
50	Nate Palmer	LB	6-2	248	27	5	Illinois State	Chicago, Ill.	W (GB)-'16
51	Victor Ochi	OLB	6-1	242	23	1	Stony Brook	Harlem, N.Y.	FA-'17
52	Aaron Wallace	OLB	6-2	242	24	2	UCLA	San Diego, Calif.	D7a-'16
53	Daren Bates	LB	5-11	225	26	5	Auburn	Olive Branch, Miss.	UFA (OAK)-'17
54	Avery Williamson	LB	6-1	246	25	4	Kentucky	Milan, Tenn.	D5-'14
55	Jayon Brown	LB	6-0	226	22	R	UCLA	Long Beach, Calif.	D5-'17
56	Kourtnei Brown	OLB	6-4	253	29	2	Clemson	Charlotte, N.C.	FA-'16
57	Justin Staples	LB	6-4	245	27	3	Illinois	Cleveland, Ohio	FA-'14
59	Wesley Woodyard	LB	6-0	233	30	10	Kentucky	LaGrange, Ga.	UFA (DEN)-'14
60	Ben Jones	C	6-3	308	28	6	Georgia	Brent, Ala.	UFA (HOU)-'16
61	Mark Spelman	C	6-3	303	23	R	Illinois State	Brookfield, Wisc.	FA-'17
62	Corey Levin	G/C	6-4	307	22	R	Chattanooga	Dacula, Ga.	D6-'17
64	Josh Kline	G	6-3	300	27	5	Kent State	Mason, Ohio	W (NE)-'16
66	Josue Matias	G/T	6-5	309	24	2	Florida State	Union City, N.J.	FA-'15
67	Quinton Spain	G	6-4	330	25	3	West Virginia	Petersburg, Va.	FA-'15
68	Tim Lelito	G/C	6-4	315	27	5	Grand Valley State	St. Clair, Mich.	UFA (NO)-'17
69o	Tyler Marz	T	6-7	316	24	1	Wisconsin	Springfield, Minn.	FA-'16
69d	Jimmy Staten	DE	6-4	304	26	1	Middle Tennessee State	Waycross, Ga.	FA-'17
70d	DeAngelo Brown	NT	6-0	302	23	R	Louisville	Savannah, Ga.	FA-'17
70o	Steven Moore	T	6-6	303	23	R	California	Elk Grove, Calif.	FA-'17
71	Dennis Kelly	G/T	6-8	321	27	6	Purdue	Chicago Heights, Ill.	T (PHI)-'16
73	Brad Seaton	T	6-8	325	23	R	Villanova	Bronx, N.Y.	D7b-'17
75	Antwaun Woods	NT	6-1	318	24	1	Southern California	Los Angeles, Calif.	FA-'16

TENNESSEE TITANS NUMERICAL ROSTER (CONTINUED)

76o	Jonah Pirsig	T	6-7	316	24	R	Minnesota	Blue Earth, Minn.	FA-'17
76d	Cameron Robbins	DE	6-5	300	24	R	Northwestern	Peru, Ill.	FA-'17
77	Taylor Lewan	T	6-7	309	25	4	Michigan	Cave Creek, Ariz.	D1-'14
78	Jack Conklin	T	6-6	308	22	2	Michigan State	Plainwell, Mich.	D1-'16
79	Sebastian Tretola	G	6-4	314	25	2	Arkansas	San Bernardino, Calif.	D6-'16
80	KeVonn Mabon	WR	6-1	212	23	R	Ball State	St. Louis, Mo.	FA-'17
81	Jonnu Smith	TE	6-3	248	21	R	Florida International	Ocala, Fla.	D3b-'17
82	Delanie Walker	TE	6-2	248	32	12	Central Missouri	Pomona, Calif.	UFA (SF)-'13
83	Harry Douglas	WR	6-0	183	32	10	Louisville	Jonesboro, Ga.	FA-'15
84	Corey Davis	WR	6-3	209	22	R	Western Michigan	Wheaton, Ill.	D1a-'17
85	Tim Semisch	TE	6-8	275	25	1	Northern Illinois	Omaha, Neb.	FA-'17
86	Jerome Cunningham	TE	6-3	250	26	2	Southern Connecticut State	Waterbury, Conn.	W (NYJ)-'16
87	Eric Decker	WR	6-3	214	30	8	Minnesota	Cold Spring, Minn.	FA-'17
88	Jace Amaro	TE	6-5	265	25	4	Texas Tech	San Antonio, Texas	W (NYJ)-'16
89	Phillip Supernaw	TE	6-5	255	27	4	Ouachita Baptist	Katy, Texas	FA-'15
90	DaQuan Jones	DL	6-4	322	25	4	Penn State	Johnson City, N.Y.	D4a-'14
91	Derrick Morgan	OLB	6-4	261	28	8	Georgia Tech	Coatesville, Pa.	D1-'10
92	Mehdi Abdesmad	DE	6-6	284	25	1	Boston College	Montreal, Quebec	FA-'16
93	Kevin Dodd	OLB	6-5	277	25	2	Clemson	Greenville, S.C.	D2a-'16
94	Austin Johnson	DL	6-4	314	23	2	Penn State	Galloway, N.J.	D2b-'16
95	Angelo Blackson	DE	6-4	318	24	3	Auburn	Wilmington, Del.	D4a-'15
96	Sylvester Williams	NT	6-2	313	28	5	North Carolina	Jefferson City, Mo.	UFA (DEN)-'17
97	Karl Klug	DL	6-3	278	29	7	Iowa	Caledonia, Minn.	D5-'11
98	Brian Orakpo	OLB	6-4	257	30	9	Texas	Houston, Texas	UFA (WAS)-'15
99	Jurrell Casey	DT	6-1	305	27	7	Southern California	Long Beach, Calif.	D3-'11

RESERVE/INJURED (1):

40	John Green	CB	5-10	180	23	R	Connecticut	Miami, Fla.	FA-'17
----	------------	----	------	-----	----	---	-------------	-------------	--------

Active Roster Count: 90

As of July 21, 2017

HEAD COACH: MIKE MULARKEY

ASSISTANT COACHES: DICK LeBEAU (assistant head coach/defensive coordinator), TERRY ROBISKIE (offensive coordinator), CRAIG AUKERMAN (assistant special teams), BRANDON BLANEY (defensive assistant), SYLVESTER CROOM (running backs), NICK EASON (defensive line), RUSS GRIMM (offensive line), STEVE HOFFMAN (special teams), FRISMAN JACKSON (wide receivers), STEVE JACKSON (assistant secondary), TOM KANAVY (assistant to the strength and conditioning coach), JASON MICHAEL (quarterbacks), TAYLOR PORTER (strength and conditioning assistant), ARTHUR SMITH (tight ends), LOU SPANOS (linebackers), LUKE STECKEL (assistant wide receivers), MIKE SULLIVAN (assistant offensive line), DESHEA TOWNSEND (secondary), STEVE WATTERSON (assistant head coach/strength and conditioning), KEITH WILLIS (assistant defensive line)

PRONUNCIATION GUIDE:

MEHDI ABDESMAD (Meh-DI Abb-DES-mod); Joe BACCI (BAH-chee); Kevin BYARD (BY-urd); Johnathan CYPRIEN (SIP-ree-en); DAQUAN Jones (Day-QUAN); Karl KLUG (KLOOG); Corey LEVIN (LEH-vin); Taylor LEWAN (leh-WAHN); Tyler MARZ (MARE-its); JOSUE MATIAS (Muh-TEE-us); KHALFANI Muhammad (CAL-fawn-ee); Victor OCHI (OH-chee); TAJAÉ Sharpe (TAH-zhay); D'JOUN Smith (dee-ZHON); JONNU Smith (JAH-new); Ryan SUCCOP (SUCK-up); Alex TANNEY (TAN-nee); Brynden TRAWICK (TRAH-wick); Sebastian TRETOLA (truh-TOH-la)

HOW ACQUIRED KEY: FA (free agent), UFA (unrestricted free agent), RFA (restricted free agent), D (draft pick), W (waivers), T (trade)

TITANS POSITIONAL ROSTER - OFFENSE

QUARTERBACKS (4)

16	Cassel, Matt	QB	6-4	228	5/17/82	13	Southern California	Northridge, Calif.	UFA (DAL)-'16
5	Ferguson, Tyler	QB	6-2	224	1/7/94	R	Western Kentucky	Bakersfield, Calif.	FA-'17
8	Mariota, Marcus	QB	6-4	222	10/30/93	3	Oregon	Honolulu, Hawaii	D1-'15
11	Tanney, Alex	QB	6-4	220	11/11/87	2	Monmouth (Ill.)	Lexington, Ill.	FA-'14

RUNNING BACKS/FULLBACKS (7)

46	Bacci, Joe	FB	6-1	245	4/25/94	R	Central Michigan	Romeo, Mich.	FA-'17
32	Fluellen, David	RB	5-11	224	1/28/92	1	Toledo	Lockport, N.Y.	FA-'15
45	Fowler, Jalston	FB	5-11	254	7/26/90	3	Alabama	Mobile, Ala.	D4b-'15
22	Henry, Derrick	RB	6-3	247	1/4/94	2	Alabama	Yulee, Fla.	D2c-'16
38o	Judd, Akeem	RB	5-10	225	12/11/92	R	Mississippi	Durham, N.C.	FA-'17
28	Muhammad, Khalfani	RB	5-7	174	9/26/94	R	California	Inglewood, Calif.	D7c-'17
29	Murray, DeMarco	RB	6-1	220	2/12/88	7	Oklahoma	Las Vegas, Nev.	T (PHI)-'16

WIDE RECEIVERS (13)

84	Davis, Corey	WR	6-3	209	1/11/95	R	Western Michigan	Wheaton, Ill.	D1a-'17
87	Decker, Eric	WR	6-3	214	3/15/87	8	Minnesota	Cold Spring, Minn.	FA-'17
83	Douglas, Harry	WR	6-0	183	9/16/84	10	Louisville	Jonesboro, Ga.	FA-'15
15	Jennings, Darius	WR	5-10	180	6/28/92	1	Virginia	Baltimore, Md.	FA-'17
17	Krause, Jonathan	WR	5-11	190	1/18/92	1	Vanderbilt	Snellville, Ga.	FA-'16
80	Mabon, KeVonn	WR	6-1	212	10/2/93	R	Ball State	St. Louis, Mo.	FA-'17
18	Matthews, Rishard	WR	6-0	217	10/12/89	6	Nevada	Santa Ana, Calif.	UFA (MIA)-'16
10	McBride, Tre	WR	6-0	210	12/1/92	3	William & Mary	McDonough, Ga.	D7-'15
2	McKay, Mekale	WR	6-5	210	8/4/93	1	Cincinnati	Louisville, Ky.	FA-'17
12	Pascascio, Giovanni	WR	6-1	195	11/10/94	R	Louisville	Glendale, Ariz.	FA-'17
19	Sharpe, Tajaé	WR	6-2	194	12/23/94	2	Massachusetts	Piscataway, N.J.	D5a-'16
13	Taylor, Taywan	WR	5-11	203	3/2/95	R	Western Kentucky	Louisville, Ky.	D3a-'17
14	Weems, Eric	WR	5-9	195	7/4/85	10	Bethune-Cookman	Ormond Beach, Fla.	UFA (ATL)-'17

TIGHT ENDS (6)

88	Amaro, Jace	TE	6-5	265	6/26/92	4	Texas Tech	San Antonio, Texas	W (NYJ)-'16
86	Cunningham, Jerome	TE	6-3	250	5/25/91	2	Southern Connecticut St.	Waterbury, Conn.	W (NYJ)-'16
85	Semisch, Tim	TE	6-8	275	9/18/91	1	Northern Illinois	Omaha, Neb.	FA-'17
81	Smith, Jonnu	TE	6-3	248	8/22/95	R	Florida International	Ocala, Fla.	D3b-'17
89	Supernaw, Phillip	TE	6-5	255	1/30/90	4	Ouachita Baptist	Katy, Texas	FA-'15
82	Walker, Delanie	TE	6-2	248	8/12/84	12	Central Missouri	Pomona, Calif.	UFA (SF)-'13

CENTERS (3)

60	Jones, Ben	C	6-3	308	7/2/89	6	Georgia	Brent, Ala.	UFA (HOU)-'16
68	Lelito, Tim	G/C	6-4	315	7/21/89	5	Grand Valley State	St. Clair, Mich.	UFA (NO)-'17
61	Spelman, Mark	C	6-3	303	11/2/93	R	Illinois State	Brookfield, Wisc.	FA-'17

GUARDS (4)

64	Kline, Josh	G	6-3	300	12/29/89	5	Kent State	Mason, Ohio	W (NE)-'16
62	Levin, Corey	G/C	6-4	307	8/12/94	R	Chattanooga	Dacula, Ga.	D6-'17
67	Spain, Quinton	G	6-4	330	8/7/91	3	West Virginia	Petersburg, Va.	FA-'15
79	Tretola, Sebastian	G	6-4	314	5/1/92	2	Arkansas	San Bernardino, Calif.	D6-'16

TACKLES (8)

78	Conklin, Jack	T	6-6	308	8/17/94	2	Michigan State	Plainwell, Mich.	D1-'16
71	Kelly, Dennis	G/T	6-8	321	1/16/90	6	Purdue	Chicago Heights, Ill.	T (PHI)-'16
77	Lewan, Taylor	T	6-7	309	7/22/91	4	Michigan	Cave Creek, Ariz.	D1-'14
69o	Marz, Tyler	T	6-7	316	9/9/92	1	Wisconsin	Springfield, Minn.	FA-'16
66	Matias, Josue	G/T	6-5	309	1/6/93	2	Florida State	Union City, N.J.	FA-'15
70o	Moore, Steven	T	6-6	303	9/28/93	R	California	Elk Grove, Calif.	FA-'17
76o	Pirsig, Jonah	T	6-7	316	5/4/93	R	Minnesota	Blue Earth, Minn.	FA-'17
73	Seaton, Brad	T	6-8	325	11/23/93	R	Villanova	Bronx, N.Y.	D7b-'17

LONG SNAPPER (1)

48	Brinkley, Beau	LS	6-4	260	1/25/90	6	Missouri	Kearney, Mo.	FA-'12
----	----------------	----	-----	-----	---------	---	----------	--------------	--------

PLACEKICKERS (2)

3	Gay, Jordan	K/P	6-0	200	3/29/90	4	Centre	Danville, Ky.	FA-'17
4	Succop, Ryan	K	6-2	218	9/19/86	9	South Carolina	Hickory, N.C.	FA-'14

TITANS POSITIONAL ROSTER - DEFENSE

DEFENSIVE LINEMEN (11)

92	Abdesmad, Mehdi	DE	6-6	284	9/28/91	1	Boston College	Montreal, Quebec	FA-'16
95	Blackson, Angelo	DE	6-4	318	11/14/92	3	Auburn	Wilmington, Del.	D4a-'15
70d	Brown, DeAngelo	NT	6-0	302	2/14/94	R	Louisville	Savannah, Ga.	FA-'17
99	Casey, Jurrell	DT	6-1	305	12/5/89	7	Southern California	Long Beach, Calif.	D3-'11
94	Johnson, Austin	DL	6-4	314	5/8/94	2	Penn State	Galloway, N.J.	D2b-'16
90	Jones, DaQuan	DL	6-4	322	12/27/91	4	Penn State	Johnson City, N.Y.	D4a-'14
97	Klug, Karl	DL	6-3	278	3/31/88	7	Iowa	Caledonia, Minn.	D5-'11
76d	Robbins, Cameron	DE	6-5	300	7/2/93	R	Northwestern	Peru, Ill.	FA-'17
69d	Staten, Jimmy	DE	6-4	304	5/4/91	1	Middle Tennessee State	Waycross, Ga.	FA-'17
96	Williams, Sylvester	NT	6-2	313	11/21/88	5	North Carolina	Jefferson City, Mo.	UFA (DEN)-'17
75	Woods, Antwaun	NT	6-1	318	1/3/93	1	Southern California	Los Angeles, Calif.	FA-'16

LINEBACKERS (14)

53	Bates, Daren	LB	5-11	225	11/27/90	5	Auburn	Olive Branch, Miss.	UFA (OAK)-'17
55	Brown, Jayon	LB	6-0	226	2/26/95	R	UCLA	Long Beach, Calif.	D5-'17
56	Brown, Kourtnei	OLB	6-4	253	4/27/88	2	Clemson	Charlotte, N.C.	FA-'16
44	Carraway, Josh	OLB	6-3	242	4/13/94	R	Texas Christian	Flower Mound, Texas	D7a-'17
93	Dodd, Kevin	OLB	6-5	277	7/14/92	2	Clemson	Greenville, S.C.	D2a-'16
91	Morgan, Derrick	OLB	6-4	261	1/6/89	8	Georgia Tech	Coatesville, Pa.	D1-'10
51	Ochi, Victor	OLB	6-1	242	10/2/93	1	Stony Brook	Harlem, N.Y.	FA-'17
98	Orakpo, Brian	OLB	6-4	257	7/31/86	9	Texas	Houston, Texas	UFA (WAS)-'15
50	Palmer, Nate	LB	6-2	248	9/23/89	5	Illinois State	Chicago, Ill.	W (GB)-'16
49	Ragin III, Johnny	LB	6-3	225	2/8/95	R	Oregon	Wilsonville, Ore.	FA-'17
57	Staples, Justin	LB	6-4	245	12/10/89	4	Illinois	Cleveland, Ohio	FA-'14
52	Wallace, Aaron	OLB	6-2	242	7/8/93	2	UCLA	San Diego, Calif.	D7a-'16
54	Williamson, Avery	LB	6-1	246	3/9/92	4	Kentucky	Milan, Tenn.	D5-'14
59	Woodyard, Wesley	LB	6-0	233	7/21/86	10	Kentucky	LaGrange, Ga.	UFA (DEN)-'14

CORNERBACKS (10)

38d	Abad, Manny	CB	5-11	184	11/24/93	R	Florida Tech	Fort Lauderdale, Fla.	FA-'17
39	Boykins, Jeremy	CB	6-1	183	5/29/95	R	Central Florida	Jacksonville, Fla.	FA-'17
30	Hurst, Demontre	CB	5-10	191	3/24/91	4	Oklahoma	Lancaster, Texas	UFA (CHI)-'17
25	Jackson, Adoree'	CB	5-11	185	9/18/95	R	Southern California	East St. Louis, Ill.	D1b-'17
23	McCain, Brice	CB	5-9	190	12/10/86	9	Utah	Terrell, Texas	FA-'16
24	Reed, Kalan	CB	5-11	192	12/29/93	1	Southern Mississippi	Birmingham, Ala.	D7b-'16
26	Ryan, Logan	CB	5-11	195	2/9/91	5	Rutgers	Voorhees, N.J.	UFA (NE)-'17
36	Sims, LeShaun	CB	6-0	203	9/18/93	2	Southern Utah	Las Vegas, Nev.	D5b-'16
20	Smith, D'Joun	CB	5-11	193	9/23/92	2	Florida Atlantic	Miami, Fla.	FA-'16
33	Smith, Tye	CB	6-0	195	5/3/93	2	Towson	Raleigh, N.C.	FA-'17

SAFETIES (6)

31	Byard, Kevin	S	5-11	212	8/17/93	2	Middle Tennessee State	Lithonia, Ga.	D3-'16
37	Cyprien, Johnathan	S	6-0	223	7/29/90	5	Florida International	North Miami Beach, Fla.	UFA (JAX)-'17
42	Johnson, Denzel	S	6-0	198	9/16/94	R	Texas Christian	Columbia, S.C.	FA-'17
35	Riley, Curtis	DB	6-0	190	7/18/92	3	Fresno State	Orlando, Fla.	FA-'15
21	Searcy, Da'Norris	S	5-11	207	11/16/88	7	North Carolina	Decatur, Ga.	UFA (BUF)-'15
41	Trawick, Brynden	S	6-2	225	10/23/89	5	Troy	Marietta, Ga.	UFA (OAK)-'17


PUNTERS (1)

6	Kern, Brett	P	6-2	214	2/17/86	9	Toledo	Grand Island, N.Y.	W (DEN)-'09
---	-------------	---	-----	-----	---------	---	--------	--------------------	-------------

As of July 21, 2017

HOW THE TITANS WERE BUILT

YEAR	DRAFTEES (29)	FREE AGENTS (54)	TRADES/WAIVERS (7)
2017	WR Corey Davis (1a) CB Adoree' Jackson (1b) WR Taywan Taylor (3a) TE Jonnu Smith (3b) LB Jayon Brown (5) G/C Corey Levin (6) OLB Josh Carraway (7a) T Brad Seaton (7b) RB Khalfani Muhammad (7c)	TE Tim Semisch (FA) CB Tye Smith (FA) LB Daren Bates (UFA-OAK) S Johnathan Cyprien (UFA-JAX) S Brynden Trawick (UFA-OAK) CB Logan Ryan (UFA-NE) WR Eric Weems (UFA-ATL) NT Sylvester Williams (UFA-DEN) G/C Tim Lelito (UFA-NO) CB Demontre Hurst (UFA-CHI) CB Jeremy Boykins (FA) NT DeAngelo Brown (FA) QB Tyler Ferguson (FA) S Denzel Johnson (FA) RB Akeem Judd (FA) WR KeVonn Mabon (FA) T Steven Moore (FA) WR Giovanni Pascascio (FA) T Jonah Pirsig (FA) K/P Jordan Gay (FA) LB Johnny Ragin III (FA) DE Cameron Robbins (FA) DE Jimmy Staten (FA) FB Joe Bacci (FA) WR Darius Jennings (FA) C Mark Spelman (FA) WR Mekale McKay (FA) CB Manny Abad (FA) OLB Victor Ochi (FA) WR Eric Decker (FA)	
2016	T Jack Conklin (1) OLB Kevin Dodd (2a) DL Austin Johnson (2b) RB Derrick Henry (2c) S Kevin Byard (3) WR Tajaé Sharpe (5a) CB LeShaun Sims (5b) G Sebastian Tretola (6) OLB Aaron Wallace (7a) CB Kalan Reed (7b)	CB Brice McCain (FA) C Ben Jones (UFA-HOU) QB Matt Cassel (UFA-DAL) WR Rishard Matthews (UFA-MIA) DE Mehdi Abdesmad (FA) NT Antwaun Woods (FA) T Tyler Marz (FA) CB D'Joun Smith (FA) WR Jonathan Krause (FA) OLB Kourtnei Brown (FA)	RB DeMarco Murray (T-PHI) LB Nate Palmer (W-GB) TE Jerome Cunningham (W-NYJ) G/T Dennis Kelly (T-PHI) TE Jace Amaro (W-NYJ) G Josh Kline (W-NE)
2015	QB Marcus Mariota (1) DE Angelo Blackson (4a) FB Jalston Fowler (4b) WR Tre McBride (7)	WR Harry Douglas (FA) S Da'Norris Searcy (UFA-BUF) OLB Brian Orakpo (UFA-WAS) G Quinton Spain (FA) TE Phillip Supernaw (FA) QB Alex Tanney (FA) G/T Josue Matias (FA) DB Curtis Riley (FA) RB David Fluellen (FA)	
2014	T Taylor Lewan (1) DL DaQuan Jones (4a) LB Avery Williamson (5)	LB Wesley Woodyard (UFA-DEN) K Ryan Succop (FA) LB Justin Staples (FA)	
2013		TE Delanie Walker (UFA-SF)	
2012	WR Kendall Wright (1)	LS Beau Brinkley (FA)	
2011	DT Jurrell Casey (3) DL Karl Klug (5)		
2010	OLB Derrick Morgan (1)		
2009			P Brett Kern (W-DEN)



92 MEHDI ABDESMAD

DEFENSIVE END • 6'6" • 284 LBS • COLLEGE: BOSTON COLLEGE
 ACQUIRED: FREE AGENT - 2016 • NFL EXPERIENCE (NFL/TITANS): 1/1
 HOMETOWN: MONTREAL, QUEBEC
 GAMES PLAYED/GAMES STARTED: 2/0 (PLAYOFFS: 0/0)



PRO: Mehdi Abdesmad was originally signed by the Titans as a rookie free agent following the 2016 NFL Draft. The 6-foot-6-inch, 284-pounder spent the first 14 weeks of his rookie campaign on the Titans' practice squad before being elevated to the active roster on Dec. 12, 2016 to provide depth on the defensive front. The Boston College product saw action in 39 career games for the Eagles and posted 98 tackles, 7.5 sacks and 21.5 tackles for loss during his collegiate career.

CAREER HIGHLIGHTS:

- He made his NFL debut in a dramatic victory at Kansas City on Dec. 18, 2016 and played in two total games as a rookie.

TITANS TIDBITS:

- Abdesmad's first language is French. He did not begin learning English until he went to Boston College in 2011.
- His parents, Sihame and the late Montacer Abdesmad, were born in Tunisia and later moved to Montreal.

CAREER TRANSACTIONS:

- The Montreal, Quebec, native was signed by the Titans as an undrafted free agent on May 9, 2016.
- Waived by the Titans on Sept. 4, 2016 and signed to the team's practice squad two days later.
- Signed by the Titans from their practice squad to the active roster on Dec. 12, 2016.

SEASON RECAPS:

2016 (2/0): Saw action as a reserve at defensive end in two games and posted a tackle. Was placed on injured reserve on Dec. 28, 2016. Spent the first 14 weeks of the season on the team's practice squad. Appeared in his first career NFL game at Kansas City (12/18/16).

- At Kansas City (12/18), made his NFL debut as a reserve at defensive end and tallied a tackle.
- At Jacksonville (12/24), saw action as a reserve at defensive end.

COLLEGE:

- Appeared in 39 career games at Boston College despite a knee injury that sidelined him for most of two seasons. Recorded 98 tackles, 7.5 sacks, 21.5 tackles for loss, one pass defended, one forced fumble and one fumble recovery during his career.
- As a senior (2015), returned from injury to play in all 12 games and start nine. Recorded 5.5 sacks, 49 tackles and 15 tackles for loss as a member of the No. 1 defense in the nation. Was voted All-Atlantic Coast Conference honorable mention by the league's head coaches and earned the team's Coaches Award.
- Named ACC Defensive Lineman of the Week for play against Maine as a senior (9/5/15), tallying a career-high 1.5 sacks and a career-high 2.5 tackles for loss.
- As a redshirt junior (2014), saw action in three games, starting the first two, before suffering a season-ending knee injury.
- As a junior (2013), started the first four games of the season at left defensive tackle. Missed the final nine games of the season because of left knee injury suffered against Florida State (9/28) and received a medical redshirt. Registered 17 tackles, including nine solo tackles, 3.5 tackles for loss and two sacks.
- As a sophomore (2012), played in 11 games, making eight starts and recorded 25 tackles on the year.
- As a freshman (2011), played in eight games while missing the final three

games of season.

- Graduated with a finance degree from Boston College.

PERSONAL:

- Single, splits time between Nashville and Montreal, Quebec.
- Attended Cegep du Vieux-Montreal (Montreal, Québec, Canada) High School.
- Earned 2010 Collégial AAA (league) Defensive MVP honors as a defensive end and registered 58 tackles in 2010. Also totaled 18 tackles for loss, including a league-record 15 sacks.
- Led the Spartiates to the 2009 provincial championship and the 2010 championship game...played in USA Football's 2010 Team USA vs. The World Game in Fort Lauderdale, Fla.
- Helped Canada to a silver medal at the 2009 IFAF Junior World Cup in Canton, Ohio, earning all-star accolades.
- Full name is pronounced meh-DEE abb-DES-mad.
- Follow Abdesmad on Twitter at @Sultan45Bc.
- Follow Abdesmad on Instagram at @sultan445.
- Born Mehdi Abdesmad on Sept. 28, 1991 in Montreal, Quebec, Canada.

MEHDI ABDESMAD'S GAME-BY-GAME

2016 Tennessee Titans

Date	Opp	W/L	P/S	Tot	Solo	Asst	Sk	- Yds	QBP	TFL	Int	- Yds	-TD	PD	FF	FR	- Yds	SpT	
Dec 18	@ KC	W	p	1	1	0	0.0	0.0	0	0	0	0	0	0	0	0	0	0	0
Dec 24	@ Jax	L	p	0	0	0	0.0	0.0	0	0	0	0	0	0	0	0	0	0	0
Jan 1	Hou																		
Totals				1-1	2/0	1	1	0	0.0	0.0	0	0	0	0	0	0	0	0	0

MEHDI ABDESMAD'S NFL STATISTICS

REGULAR SEASON		TACKLES										INTERCEPTIONS					FUMBLES			
Year	Team	GP	GS	Tot	Solo	Asst	Sk	Yds	QBP	TFL	No	Yds	Lg	TD	PD	FF	FR	Yds	SpT	
2016	Tennessee	2	0	1	1	0	0.0	0.0	0	0	0	0	0	0	0	0	0	0	0	
NFL Totals		2	0	1	1	0	0.0	0.0	0	0	0	0	0	0	0	0	0	0	0	

Single-Game Highs

Tackles - 1 at Kansas City (12/18/16)



88 JACE AMARO

TIGHT END • 6'5" • 265 LBS • COLLEGE: TEXAS TECH
 ACQUIRED: WAIVERS (NYJ) - 2016 • NFL EXPERIENCE (NFL/TITANS): 4/2
 HOMETOWN: SAN ANTONIO, TEXAS
 GAMES PLAYED/GAMES STARTED: 17/4 (PLAYOFFS: 0/0)



PRO: The Titans claimed Jace Amaro off waivers from the N.Y. Jets at the end of the 2016 preseason to add competition and depth to the tight end position. The 6-foot-5-inch, 265-pounder was originally selected by the Jets in the second round of the 2014 NFL Draft. The Texas Tech product enjoyed a strong rookie campaign in 2014 before missing the entirety of his sophomore season with a shoulder injury.

CAREER HIGHLIGHTS:

- In 2014, Amaro led all rookie tight ends with 35 receptions and 345 receiving yards, as well as tying for the rookie lead with two touchdowns.

TITANS TIDBITS:

- Amaro was a standout track & field athlete at Douglas MacArthur High School in San Antonio. He broke a 23-year-old District 26-5A shot put record with a throw of 18.88 meters (61 feet, 10 inches).

CAREER TRANSACTIONS:

- The Plano, Texas, native was originally selected by the N.Y. Jets in the second round (49th overall) of the 2014 NFL Draft.
- Released by the Jets on Sept. 3, 2016.
- Claimed off waivers by the Titans from the Jets on Sept. 4, 2016.

SEASON RECAPS:

2016 (3/0 - Tennessee): Appeared in three games as a reserve at tight end and caught three passes for 59 yards. Was inactive for 13 games. Led the team in receiving yards once in 2016 (vs. OAK).

- Against Oakland (9/25), made his Titans debut as a reserve at tight end and led the team with 59 receiving yards on three catches. Kept the Titans' first scoring drive alive with a 17-yard catch on third-and-six in the first quarter. Extended the Titans' touchdown drive with a 26-yard reception on third-and-three in the third quarter.

- At Houston (10/2), saw limited action as a reserve at tight end.
- At Chicago (11/27), returned to the lineup and played limited snaps as a reserve tight end.

2015 (0/0 - N.Y. Jets): Missed the entire season after being placed on injured reserve with a shoulder injury on Sept. 1, 2015.

2014 (14/4 - N.Y. Jets): Appeared in 14 games with four starts at tight end and finished his rookie season tied for second on the team with 38 receptions for 345 yards and two touchdowns. His 38 catches were the most by a Jets rookie since 2008 when Dustin Keller finished with 48 catches. Was inactive for two games.

- Against Chicago (9/22), established his career long with a 43-yard reception.
- Against Denver (10/12), set career highs with 10 receptions and 68 receiving yards. Caught his first-career touchdown on a two-yard pass from Geno Smith.
- Against Pittsburgh (11/9), caught his second career touchdown on a five yard pass from Michael Vick.

COLLEGE:

- Played in 32 games with 15 starts in his three-year career at Texas Tech, totaling 136 receptions for 1,818 yards and 13 touchdowns. Named first-team All-American by the Associated Press and unanimous All-Big 12 Conference. Became the first player ever to be named a semi-finalist for both the Biletnikoff Award and John Mackey Award.
- During his record-breaking junior season (2013), played in all 13 games with 10 starts and set the NCAA season record for tight ends and led the

Big 12 with 106 receptions. Totaled a Big-12 leading 1,352 receiving yards and seven touchdowns. Recorded six 100-yard receiving games on the year, the most by a tight end in the nation.

- As a sophomore (2012), played in seven games with five starts and hauled in 25 catches for 409 yards and four touchdowns. Earned All-Big 12 first-team honors from ESPN and was a second-team pick by the Big 12 coaches. Earned honorable mention from the Dallas Morning News and was named a midseason All-American choice by College Football News.

- Played in 12 games his freshman season (2011) as a reserve slot receiver, totalling 57 yards on seven catches and two touchdowns.

PERSONAL:

- Rated the third-best tight end in the country and the sixth-best overall prospect in the state by Rivals.com coming out of Douglas MacArthur (Texas) High School.

- As a senior, he hauled in 56 passes for 887 yards and 11 touchdowns and earned USA Today, Super Prep and Prep Star first-team All-American honors. Added Super Prep Texas 120, All-State, All-Area and All-District 26-5A first-team accolades during his final prep season.

- Helped his high school basketball team to a state quarterfinals appearance, in addition to being a standout track and field athlete.

- Amaro is an avid San Antonio Spurs fan.
- Follow Amaro on Twitter at @J_ACER22.
- Follow Amaro on Instagram at @j_acer22.

- Born Jace Jordan Amaro on June 26, 1992 in Plano, Texas.

JACE AMARO'S GAME-BY-GAME

2014 N.Y. Jets					RECEIVING					2016 Tennessee Titans					RECEIVING				
Date	Opp.	W/L	P/S	No	Yds	Avg	Lg	TD	Date	Opp.	W/L	P/S	No	Yds	Avg	Lg	TD		
Sept 7	Oak	W	S	2	7	3.5	4	0	Sept 11	Min	L	IA							
Sept 14	@ GB	L	p	1	6	6.0	6	0	Sept 18	@ Det	W	IA							
Sept 22	Chi	L	p	3	54	18.0	43	0	Sept 25	Oak	L	p	3	59	19.7	26	0		
Sept 28	Det	L	p	5	58	11.6	21	0	Oct 2	@ Hou	L	p	0	0	0.0	-	0		
Oct 5	@ SD	L	S	3	19	6.3	9	0	Oct 9	@ Mia	W	IA							
Oct 12	Den	L	p	10	68	6.8	15	1	Oct 16	Cle	W	IA							
Oct 16	@ NE	L	p	3	22	7.3	12	0	Oct 23	Ind	L	IA							
Oct 26	Buf	L	S	5	51	10.2	20	0	Oct 27	Jax	W	IA							
Nov 2	@ KC	L	p	0	0	0.0	-	0	Nov 6	@ SD	L	IA							
Nov 9	Pit	W	p	2	6	3.0	5t	1	Nov 13	GB	W	IA							
Nov 24	@ Buf	L	S	0	0	0.0	-	0	Nov 20	@ Ind	L	IA							
Dec 1	Mia	L	IA						Nov 27	@ Chi	W	p	0	0	0.0	-	0		
Dec 7	@ Min	L	IA						Dec 11	Den	W	IA							
Dec 14	@ Ten	W	p	1	20	20.0	20	0	Dec 18	@ KC	W	IA							
Dec 21	NE	L	p	0	0	-	0	0	Dec 24	@ Jax	L	IA							
Dec 28	@ Mia	W	p	3	34	11.3	17	0	Jan 1	Hou	W	IA							
Totals		4-12	14/4	38	345	9.1	43	2	Totals		9-7	3/0	3	59	19.7	26	0		

2015 N.Y. Jets					RECEIVING				
Date	Opp.	W/L	P/S	No	Yds	Avg	Lg	TD	
Placed on injured reserve on Sept. 1, 2015									
Totals		0-0	0/0	0	0	0.0	0	0	

JACE AMARO'S NFL STATISTICS

REGULAR SEASON				RECEIVING					RUSHING				
Year	Team	GP	GS	No	Yds	Avg	Lg	TD	Att	Yds	Avg	Lg	TD
2014	N.Y. Jets	14	4	38	345	9.1	43	2	0	0	-	0	0
2015	N.Y. Jets	0	0	Placed on injured reserve									
2016	Tennessee	3	0	3	59	19.7	26	0	0	0	-	0	0
NFL Totals		17	4	41	404	9.9	43	2	0	0	-	0	0

Single-Game Highs

Receptions - 10 vs. Denver (10/12/14)

Receiving Yards - 68 vs. Denver (10/12/14)

Long Reception - 43 vs. Chicago (9/22/14)

Touchdowns - 1 (Twice, last vs. Pittsburgh 11/9/14)



53 DAREN BATES

LINEBACKER • 5'11" • 225 LBS • COLLEGE: AUBURN
 ACQUIRED: UNRESTRICTED FREE AGENT (OAKLAND) - 2017
 NFL EXPERIENCE (NFL/TITANS): 5/1 • HOMETOWN: OLIVE BRANCH, MISS.
 GAMES PLAYED/GAMES STARTED: 60/0 (PLAYOFFS: 1/0)



PRO: Daren Bates is an athletic linebacker that has excelled on special teams coverage units in his first four NFL seasons. He joins the Titans after spending time with the St. Louis Rams and Oakland Raiders. Bates, a former rookie free agent, will look to make his biggest impact as a core member of the Titans' special teams units.

CAREER HIGHLIGHTS:

- Bates registered back-to-back seasons (2014-2015) of double-digit special teams tackles as a member of the St. Louis Rams.

TITANS TIDBITS:

- For the My Cause, My Cleats campaign in 2016, Bates wore specially designed cleats featuring the words "American Heart Association." Bates was raising awareness for the organization's life-saving mission. His mother, Weslyn Bates, was a heart transplant recipient and lived some wonderful years following her surgery. She sadly passed away in 2015 at the age of 56.

CAREER TRANSACTIONS:

- The Memphis, Tenn., native was originally signed by St. Louis Rams as an undrafted free agent on May 9, 2013.
- Signed by Oakland Raiders as a free agent on March 14, 2016.
- Signed by the Titans as an unrestricted free agent on March 11, 2017.

SEASON RECAPS:

2016 (16/0, 1/0 - Oakland): In his first year with the team played in all 16 games as a reserve and registered seven stops on special teams.

- At New Orleans (9/11), made his Raiders debut, seeing action exclusively as a special teams player and recorded one tackle on the unit.
- At San Diego (12/18), led the team with two special teams tackles, his sixth and seventh of the season.
- At Houston (1/7), in his first career postseason appearance, earned limited playing time on defense while serving primarily as a contributing member of the special teams unit. Recorded a special teams tackle.

2015 (15/0 - St. Louis): Appeared in 15 games as a reserve primarily on special teams. Finished the season with three tackles, a fumble recovery and a pass defended on defense. Ranked third on the team with 10 special teams tackles.

- At Arizona (10/4), recorded a season-high two tackles while adding his second career fumble recovery.
- At Cincinnati (11/29), earned his first career pass defended.

2014 (14/0 - St. Louis): Saw action in 14 games, mostly on special teams. Notched a tackle on defense and 10 stops on special teams.

- At Washington (12/7), recorded his first tackle of the season with a solo stop.
- Against N.Y. Giants (12/21), blocked a Josh Brown field goal.

2013 (15/0 - St. Louis): Played in 15 games as a rookie on special teams and collected four special teams tackles and a fumble recovery for a score.

- At Houston (10/13), grabbed his first career fumble recovery, which he returned 11 yards for a touchdown.

COLLEGE:

- Appeared in 49 games during his career at Auburn, totaling 316 tackles. Registered six double-digit tackle games in his collegiate career.
- As a senior, appeared in 12 games and recorded 94 tackles, two sacks, an interception and a touchdown.

- As a junior, started all 13 games and led the team with 104 tackles. Finished fourth in the SEC with eight tackles per game. Notched five double-digit tackle efforts, including three in the last four games of the season. Ranked third on team with 8.5 tackles for loss, 2.5 sacks and nine quarterback hurries.

- Moved to linebacker as a sophomore after playing safety as a freshman in 2009 and appeared in 12 games with nine starts. Ranked eighth on team with 48 tackles.

- As a freshman, started all 13 games at safety and totaled 70 tackles and one fumble recovery.

- Majored in philosophy at Auburn.

PERSONAL:

- Attended Olive Branch (Miss.) High School for his final high school campaign.

- As a senior, collected 90 tackles, four interceptions and had nearly 900 yards of total offense.

- Named to MHSAA All-Region 1 Class-5A team. Selected for the Commercial Appeal Shelby Metro All-Suburban team.

- Named BankPlus Player of the Week by the DeSoto Times following a 49-22 victory over Horn Lake in which he had 107 total yards and three touchdowns on offense and 10 tackles and one interception on defense.

- Played his freshman through junior years at Christian Brothers (Memphis, Tenn.) High School and was a two-time first-team Tennessee All-State safety.

- Follow Bates on Twitter at @DB_5trey.

- Follow Bates on Instagram at @weslynn_son56.

- Born Daren Weston Bates on Nov. 27, 1990 in Memphis, Tenn.

DAREN BATES' NFL STATISTICS

REGULAR SEASON		TACKLES										INTERCEPTIONS					FUMBLES			
Year	Team	GP	GS	Tot	Solo	Asst	Sk	Yds	QBP	TFL	No	Yds	Lg	TD	PD	FF	FR	Yds	SpT	
2013	St. Louis	15	0	0	0	0	0.0	0.0	NA	NA	0	0	-	0	0	0	0	0	4	
2014	St. Louis	14	0	1	1	0	0.0	0.0	NA	NA	0	0	-	0	0	0	0	0	10	
2015	St. Louis	15	0	3	2	1	0.0	0.0	NA	NA	0	0	-	0	1	0	1	0	10	
2016	Oakland	16	0	3	3	0	0.0	0.0	NA	NA	0	0	-	0	0	0	0	0	7	
NFL Totals		60	0	7	6	1	0.0	0.0	NA	NA	0	0	-	0	1	0	1	0	31	

PLAYOFFS		TACKLES										INTERCEPTIONS					FUMBLES			
Year	Team	GP	GS	Tot	Solo	Asst	Sk	Yds	QBP	TFL	No	Yds	Lg	TD	PD	FF	FR	Yds	SpT	
2016	Oakland	1	0	0	0	0	0.0	0.0	NA	NA	0	0	-	0	0	0	0	0	1	
NFL Totals		1	0	0	0	0	0.0	0.0	NA	NA	0	0	-	0	0	0	0	0	1	

Single-Game Highs

Tackles - 2 (Twice, last vs. Carolina 11/27/16)

Fumble Recovery - 1 at Arizona (10/4/15)

Passes Defensed - 1 at Cincinnati (11/29/15)

Additional Statistics

Blocked Field Goal - 1 (2014)

Touchdowns - 1 (11-yard fumble return at Houston, 10/13/13)



95 ANGELO BLACKSON

DEFENSIVE END • 6'4" • 318 LBS • COLLEGE: AUBURN
 ACQUIRED: 4TH ROUND - 2015 • NFL EXPERIENCE (NFL/TITANS): 3/3
 HOMETOWN: WILMINGTON, DEL.
 GAMES PLAYED/GAMES STARTED: 29/1 (PLAYOFFS: 0/0)



PRO: The Titans selected Angelo Blackson in the fourth round of the 2015 NFL Draft. The 6-foot-4-inch, 318-pounder is a good athlete that displays the power and quickness to get upfield and disrupt the passer. The Auburn product also plays with strength at the point of attack and is able to withstand and occupy double teams against the run. Blackson competes for playing time on the defensive front with the Titans.

CAREER HIGHLIGHTS:

- In 2016, Blackson appeared in 13 games and earned his first career start at Indianapolis (11/20).
- As a rookie in 2015, Blackson played in all 16 games and registered 2.5 sacks.
- Blackson notched 4.5 sacks, 17 tackles for loss and 13 quarterback hurries during his four-year career at Auburn. He also excelled on special teams and posted four blocked kicks during his career with the Tigers.

TITANS TIDBITS:

- Blackson's legal guardian is his sister, Dalila Newman. She raised Angelo since he was six years old and he says he learned everything from her.
- Blackson was on the field for the famous "Kick 6" play during the Auburn and Alabama game in 2013. Blackson lined up on the defensive front to attempt to block the field goal and served as a blocker on the game-winning missed field goal return for a touchdown.

CAREER TRANSACTIONS:

- The Wilmington, Del., native was selected by the Titans in the fourth round (100th overall) the 2015 NFL Draft.

SEASON RECAPS:

2016 (13/1): Saw action in 13 games with one start and registered 14 tackles, three stops for loss, two quarterback pressures and a pass defended. Was inactive for three games. Made his first NFL start at Indianapolis (11/20/16).

- Against Minnesota (9/11), saw action as a reserve on the defensive front and collected two tackles, including a stop for loss. Stuffed Adrian Peterson for a one-yard loss on a rush up the middle in the third quarter.
- At Detroit (9/18), played as a reserve at defensive end and posted two tackles, including a stop for loss. Teamed with Wesley Woodyard to stuff Theo Riddick for a one-yard loss on a rush off left tackle in the second quarter.
- Against Indianapolis (10/23), played as a reserve at nose tackle and collected two tackles, including a stop for loss. Stuffed Frank Gore for a three-yard loss on a screen pass late in the fourth quarter.
- Against Jacksonville (10/27), saw action as a reserve on the defensive front and posted two tackles and a pass defended. Batted down a pass intended for Julius Thomas in the second quarter.
- At Indianapolis (11/20), made his first career NFL start at nose tackle and tied a career-high with three tackles. Teamed with Wesley Woodyard to stuff Frank Gore for no gain on a rush off right tackle in the first quarter.

2015 (16/0): Appeared in all 16 games as a rookie and registered 19 tackles, 2.5 sacks, two quarterback pressures and a forced fumble. Played in his first career NFL game and collected his first career sack at Tampa Bay (9/13/15).

- At Tampa Bay (9/13), saw action as a reserve defensive end in his NFL debut and collected three tackles, a sack and a forced fumble. Sacked Jameis Winston for a five-yard loss while forcing a fumble that was then

recovered by the quarterback in the fourth quarter.

- At New Orleans (11/8), played as a reserve at defensive end and totaled three tackles, including a sack. Combined with DaQuan Jones to stuff Mark Ingram for no gain on a goalline rush early in the second quarter. Teamed with Avery Williamson to stuff Ingram for a one-yard loss on a rush off right tackle in the final stanza. Dropped Drew Brees for a nine-yard sack in the fourth quarter.
- At New England (12/20), played as a reserve on the defensive front and tallied a tackle and a half sack. Teamed with Karl Klug to drop Tom Brady for a seven-yard sack in the fourth quarter.
- At Indianapolis (1/3), saw action as a reserve at defensive end and recorded a tackle and a quarterback pressure. Combined with David Bass to stuff Frank Gore for no gain on a rush up the middle in the opening stanza.

COLLEGE:

- Was a four-year letterman at Auburn. Played in 52 career games with 18 starts and totaled 65 tackles, 4.5 sacks, 17 tackles for loss, 13 quarterback hurries, three forced fumbles, a fumble recovery and two passes defended.
- As a senior (2014), played in 13 games with four starts and recorded 17 tackles, three sacks, 5.5 tackles for loss and four quarterback hurries.
- As a junior (2013), appeared in 14 games with four starts and amassed 16 tackles, a half sack, three tackles for loss, six quarterback hurries and a forced fumble.
- As a sophomore (2012), saw action in 12 games with 10 starts and notched 26 tackles, a sack, seven tackles for loss, two forced fumbles, a fumble recovery and two passes defended.
- As a freshman (2011), recorded six tackles, including 1.5 for loss while playing in all 13 games as a true freshman along the defensive line.
- Graduated with a sociology degree from Auburn in December 2014.

PERSONAL:

- Single and splits time between Nashville and Wilmington, Del.
- Attended Red Lion Christian Academy (Bear, Del.) where he played defensive line, linebacker and offensive line.
- Was listed as the nation's No. 14 defensive tackle by ESPN.com/Scouts Inc. Rated as the No. 24 defensive tackle in the nation and the No. 2 recruit in Delaware.
- Was a PrepStar All-East Region team and selected to play in the National Underclassmen Combine All-World Gridiron Classic following his senior season.
- During his senior campaign, had 40 tackles including three sacks, three forced fumbles, two pass deflections and a fumble recovery in just seven games.
- As a junior, collected 56 tackles, including 11 tackles for loss and seven sacks. Also served as the team's punter, booming 40 punts for a 36.1-yard average with a long of 52 yards.
- Also played on the Red Lion basketball team.
- List of favorites: (TV show) "Martin" and "Will and Grace"; (movie) "I Am Legend"; (childhood sports hero) LeBron James; (childhood sports teams) Baltimore Ravens, Cleveland Cavaliers and Miami Heat; (video game) "NBA2K," "Madden" and "Mortal Kombat"; (guilty pleasure) pumpkin cheesecake ice cream; and (food) pancakes, eggs and bacon, ribs and steak.
- Born Angelo Sierre Blackson, Jr. on Nov. 14, 1992 in Wilmington, Del.

ANGELO BLACKSON'S GAME-BY-GAME

2015 Tennessee Titans

Date	Opp	W/L	P/S	Tot	Solo	Asst	Sk	- Yds	QBP	TFL	Int	- Yds	-TD	PD	FF	FR	- Yds	SpT
Sept 13	@ TB	W	p	3	3	0	1.0	5.0	1	0	0	0	0	0	1	0	0	0
Sept 20	@ Cle	L	p	0	0	0	0.0	0.0	0	0	0	0	0	0	0	0	0	0
Sept 27	Ind	L	p	0	0	0	0.0	0.0	0	0	0	0	0	0	0	0	0	0
Oct 11	Buf	L	p	1	0	1	0.0	0.0	0	0	0	0	0	0	0	0	0	0
Oct 18	Mia	L	p	1	0	1	0.0	0.0	0	0	0	0	0	0	0	0	0	0
Oct 25	Atl	L	p	0	0	0	0.0	0.0	0	0	0	0	0	0	0	0	0	0
Nov 1	@ Hou	L	p	1	0	1	0.0	0.0	0	0	0	0	0	0	0	0	0	0
Nov 8	@ NO	W	p	3	1	2	1.0	9.0	0	0	0	0	0	0	0	0	0	0
Nov 15	Car	L	p	1	0	1	0.0	0.0	0	0	0	0	0	0	0	0	0	0
Nov 19	@ Jax	L	p	1	1	0	0.0	0.0	0	0	0	0	0	0	0	0	0	0
Nov 29	Oak	L	p	1	1	0	0.0	0.0	0	0	0	0	0	0	0	0	0	0
Dec 6	Jax	W	p	1	0	1	0.0	0.0	0	0	0	0	0	0	0	0	0	0
Dec 13	@ NYJ	L	p	2	1	1	0.0	0.0	0	0	0	0	0	0	0	0	0	0
Dec 20	@ NE	L	p	1	0	1	0.5	3.5	0	0	0	0	0	0	0	0	0	0
Dec 27	Hou	L	p	2	2	0	0.0	0.0	0	0	0	0	0	0	0	0	0	0
Jan 3	@ Ind	L	p	1	1	0	0.0	0.0	1	0	0	0	0	0	0	0	0	0
Totals				3-13	16/0	19	10	9	2.5	17.5	2	0	0	0	0	1	0	0

2016 Tennessee Titans

Date	Opp	W/L	P/S	Tot	Solo	Asst	Sk	- Yds	QBP	TFL	Int	- Yds	-TD	PD	FF	FR	- Yds	SpT
Sept 11	Min	L	p	2	1	1	0.0	0.0	0	1	0	0	0	0	0	0	0	0
Sept 18	@ Det	W	p	2	2	0	0.0	0.0	0	1	0	0	0	0	0	0	0	0
Sept 25	Oak	L	p	0	0	0	0.0	0.0	0	0	0	0	0	0	0	0	0	0
Oct 2	@ Hou	L	p	2	0	2	0.0	0.0	0	0	0	0	0	0	0	0	0	0
Oct 9	@ Mia	W	p	0	0	0	0.0	0.0	1	0	0	0	0	0	0	0	0	0
Oct 16	Cle	W	p	1	0	1	0.0	0.0	1	0	0	0	0	0	0	0	0	0
Oct 23	Ind	L	p	2	1	1	0.0	0.0	0	1	0	0	0	0	0	0	0	0
Oct 27	Jax	W	p	2	2	0	0.0	0.0	0	0	0	0	0	1	0	0	0	0
Nov 6	@ SD	L	p	0	0	0	0.0	0.0	0	0	0	0	0	0	0	0	0	0
Nov 13	GB	W	p	0	0	0	0.0	0.0	0	0	0	0	0	0	0	0	0	0
Nov 20	@ Ind	L	S	3	1	2	0.0	0.0	0	0	0	0	0	0	0	0	0	0
Nov 27	@ Chi	W	IA															
Nov 27	Den	W	p	0	0	0	0.0	0.0	0	0	0	0	0	0	0	0	0	0
Dec 11	Den	W	IA															
Dec 18	@ KC	W	IA															
Dec 24	@ Jax	L	p	0	0	0	0.0	0.0	0	0	0	0	0	0	0	0	0	0
Jan 1	Hou	W	IA															
Totals				9-7	13/1	14	7	7	0.0	0.0	2	3	0	0	1	0	0	0

ANGELO BLACKSON'S NFL STATISTICS


REGULAR SEASON		TACKLES										INTERCEPTIONS					FUMBLES			
Year	Team	GP	GS	Tot	Solo	Asst	Sk	Yds	QBP	TFL	No	Yds	Lg	TD	PD	FF	FR	Yds	SpT	
2015	Tennessee	16	0	19	10	9	2.5	17.5	2	0	0	0	0	0	1	0	0	0	0	
2016	Tennessee	13	1	14	7	7	0.0	0.0	2	3	0	0	0	1	0	0	0	0	0	
NFL Totals		29	1	33	17	16	2.5	17.5	4	3	0	0	0	1	1	0	0	0	0	

Single-Game Highs

Tackles - 3 (Three times, last at Indianapolis 11/20/16)

Sacks - 1 (Twice, last at New Orleans 11/8/15)

Forced Fumble - 1 at Tampa Bay (9/13/15)



48 BEAU BRINKLEY

LONG SNAPPER • 6'4" • 248 LBS • COLLEGE: MISSOURI
 ACQUIRED: FREE AGENT - 2012 • NFL EXPERIENCE (NFL/TITANS): 6/6
 HOMETOWN: KEARNEY, MO.
 GAMES PLAYED/GAMES STARTED: 80/0 (PLAYOFFS: 0/0)



PRO: Beau Brinkley was signed by the Titans as an undrafted free agent following the 2012 NFL Draft and has handled all of the team's long snapping duties in every game since then. His consistency helped Brett Kern set the franchise records for both gross and net punting average and helped Titans kickers Rob Bironas (2012-13) and Ryan Succop (2014-16) combine to make 86.1 percent of their field goals in Brinkley's first five campaigns.

CAREER HIGHLIGHTS:

- In 2016, Brinkley was the team's long snapper for every punt, field goal and extra point attempt for his fifth consecutive season.
- In 2014, he set a career high and tied for third on the squad with 10 special teams stops.
- As a rookie in 2012, Brinkley played in every game and contributed six special teams tackles.

TITANS TIDBITS:

- Brinkley's father, Mike, was an All-American defensive end and long snapper at Missouri Valley College. He taught Beau the skill of long snapping when he was just seven years old. Beau's football idol growing up was Kansas City Chiefs long snapper Kendall Gammon.
- Brinkley raced four-wheelers in the Extreme Dirt Track Racing Series while growing up in Missouri. He traveled the country competing in both motor cross and flat track competitions and won a flat track regional title in 2005.
- In June 2015, Brinkley participated in the Nashville Sports Council Golf Tournament at Gaylord Springs Golf Course. On the par-3 eighth hole, he sunk a hole-in-one to win a barrel of Jack Daniel's Tennessee whiskey.

CAREER TRANSACTIONS:

- The Kearney, Mo., native was signed by the Titans as an undrafted free agent on May 4, 2012.

SEASON RECAPS:

2016 (16/0): Played in all 16 games for the fifth consecutive season and collected six special teams tackles. Tied for the team lead in special teams tackles three times in 2016 (at MIA, vs. IND, at JAX).

- At Detroit (9/18), saw action at long snapper and collected a special teams tackle.
- At Miami (10/9), played as a reserve at long snapper and tied for the team lead with one special teams tackle on coverage units.
- Against Indianapolis (10/23), played as a reserve at long snapper and posted a special teams stop.
- Against Green Bay (11/13), played as a reserve at long snapper and registered a special teams stop on coverage units.
- At Jacksonville (12/24), played as a reserve at long snapper and collected a special teams tackle on coverage units.
- Against Houston (1/1), saw action as the long snapper and registered a special teams stop.

2015 (16/0): Played in all 16 games as the long snapper for the fourth consecutive campaign and registered seven special teams tackles. Tied for the team lead in special teams tackles three times in 2015 (at CLE, vs. BUF, vs. CAR).

- At Cleveland (9/20), collected a special teams stop.
- Against Buffalo (10/11), collected a special teams stop.
- At Houston (11/1), posted a special teams stop.
- Against Carolina (11/15), posted a special teams tackle on coverage units.

- Against Oakland (11/29), recorded a special teams tackle.
- Against Jacksonville (12/6), collected a special teams stop.
- At Indianapolis (1/3), recorded a special teams tackle.

2014 (16/0): Played in all 16 games for the third consecutive season. Tied for third on the team with a career-high 10 special teams tackles.

- At Kansas City (9/7), collected two solo special teams tackles.
- At Philadelphia (11/23), collected two special teams tackles as the long snapper.
- At Jacksonville (12/18), notched a special teams stop.

2013 (16/0): Played in all 16 games as a reserve long snapper and collected six special teams tackles. Tied for the team lead in special teams tackles twice in 2013 (vs. SD, vs. KC).

- Against San Diego (9/22), notched a special teams tackle.
- Against N.Y. Jets (9/29), posted a special teams tackle on coverage units.
- Against Kansas City (10/6), tied for the team lead with two special teams tackles.
- Against San Francisco (10/20), posted a special teams tackle on coverage units.
- At St. Louis (11/3), collected a solo tackle on coverage units.

2012 (16/0): Appeared in all 16 games as a rookie long snapper and posted six special teams tackles. Helped Brett Kern set franchise records in both gross (47.6 yards) and net (40.4) punting average. Led or tied for the team lead in special teams tackles twice (vs. PIT, at IND). Played in his first career NFL game against New England (9/9/12).

- Against New England (9/9), made his NFL debut as a reserve long snapper.
- Against Detroit (9/23), snapped for Rob Bironas' game-winning field goal in overtime.
- Against Pittsburgh (10/11), led the team with three special teams tackles and snapped for Rob Bironas' game-winning field goal.
- At Miami (11/11), snapped for Brett Kern's career-long 71-yard punt.
- Against Houston (12/2), posted a special teams tackle.
- At Indianapolis (12/9), tied for the team lead with a special teams tackle.
- Against Jacksonville (12/30), posted a solo special teams tackle.

COLLEGE:

- Spent four seasons as Missouri's long snapper after joining the team as a preferred walk-on. Appeared in 50 career games during his time at Missouri and helped field goal kickers make a combined 79-of-98 field goal attempts (80.6 pct.) and 210-of-212 on extra point attempts (99.1 pct.).
- As a senior (2011), played in all 13 games as the team's long snapper and also registered five tackles on special teams. Named the Tigers' 2011 Co-Special Teams Player of the Year. Helped Tigers kickers make a combined 16-of-25 field goal attempts and 53-of-53 PATs.
- As a junior (2010), played in 11 games as the long snapper and helped the Tigers rank 14th in the NCAA in net punting. Snapped for placekicker Grant Ressel, who was 17-of-19 on field goal attempts and 45-of-47 on PATs. Posted one special teams stop.
- As a sophomore (2009), played in all 13 games as the team's long snapper and was named the Tigers' Special Teams Player of the Year. Helped Ressel set an NCAA single-season kicking accuracy record for combined kicks (26-of-27 on field goals and 39-of-39 extra points). Also helped MU rank fourth in the NCAA in team net punting (40.48 avg.).
- As a freshman (2008), joined the team as a walk-on and won the long-snapping job for placekicks and punts. Appeared in all 13 games and was

named the Tigers' Walk-On Player of the Year. Helped Jeff Wolfert to a perfect 73-for-73 mark on extra point attempts and a 20-for-27 mark on field goals. Posted three tackles as part of the punt coverage team.

- Graduated in May 2012 with a major in general studies at Missouri.

PERSONAL:

- Attended Kearney (Mo.) High School.
- List of favorites: (movie) "Tommy Boy"; (TV show) "The Walking Dead"; (actor) Chris Farley; (music artist) Garth Brooks; (school subject) history; (car) Ford F-350; (video game) "Call of Duty"; (food) sushi; and (book) "Lone Survivor" by Marcus Luttrell.
- Follow Brinkley on Twitter at @Brinkley86.
- Follow Brinkley on Instagram at @brinkley486.
- Born Beau Michael Brinkley on Jan. 25, 1990 in Kansas City, Mo.

BEAU BRINKLEY'S NFL STATISTICS

REGULAR SEASON

Year	Team	GP	GS	SpT Tackles
2012	Tennessee	16	0	6
2013	Tennessee	16	0	6
2014	Tennessee	16	0	10
2015	Tennessee	16	0	7
2016	Tennessee	16	0	6
NFL Totals		80	0	35



55 JAYON BROWN

LINEBACKER • 6'0" • 226 LBS • COLLEGE: UCLA
 ACQUIRED: 5TH ROUND - 2017 • NFL EXPERIENCE: ROOKIE
 HOMETOWN: LONG BEACH, CALIF.
 GAMES PLAYED/GAMES STARTED: 0/0 (PLAYOFFS: 0/0)



PRO: The Titans selected Jayon Brown in the fifth round of the 2017 NFL Draft. The 6-foot, 226-pound defender was identified as an immediate candidate to participate in subpackages and to be a key contributor on special teams. He possesses tremendous speed for the position and excels at covering tight ends and running backs. At UCLA, he was a two-year starter and led the team in tackles during his junior and senior campaigns.

CAREER HIGHLIGHTS:

- In 2016, led UCLA with 119 tackles, which tied for 16th on the school's all-time single-season leaderboard.
- He stepped into UCLA's starting lineup on a full-time basis as a junior when Myles Jack went down with a knee injury. He went on to total 21 starts in his final two campaigns with the Bruins.

TITANS TIDBITS:

- He went to the same California high school, Long Beach Poly, as new Titans teammate Jurrell Casey. Brown's older brother, Juwan, was Jurrell's teammate there.
- He likes spending as much time as possible with his dog, "a mutt named Lou," and also enjoys puzzles and watching movies.
- Former Long Beach Poly and New England Patriots star Willie McGinest is a close friend of the Brown family.
- He has two older brothers who played college football. Jason played linebacker at Idaho, while Juwan was a defensive lineman at Southern Oregon.

CAREER TRANSACTIONS:

- The Long Beach, Calif., native was selected by the Titans in the fifth round (155th overall) of the 2017 NFL Draft.

COLLEGE:

- In four seasons at UCLA (2013-16), Brown appeared in 49 games with 21 starts and totaled 220 tackles, three sacks, nine tackles for loss, three interceptions, 15 passes defended, one forced fumble and four fumble recoveries. He started 21 games over his final two seasons and totaled nine games with double-digit tackles.

AS A SENIOR (2016), played and started 12 games and led the Bruins with 119 tackles, which tied for 16th on the all-time school single-season list. Added 2.5 sacks, seven tackles for loss (ranked third on team), three interceptions (ranked third on team), 23 passes defended and two fumble recoveries. Named first-team All-Pac-12 Conference. Ranked ninth in the country and led the Pac-12 with 9.9 total tackles per game. Tied for 10th in the Pac-12 in interceptions. Became the first UCLA player with 100 tackles in a season since Eric Kendricks (149) in 2014.

- At Washington State (10/15), recorded 10 tackles, an interception and a sack.
- Against Utah (10/22), posted nine tackles, 1.5 tackles for loss, a half sack and a nine-yard interception.
- At Colorado (11/3), set a career high with 19 total tackles and added a 49-yard fumble return.
- Against USC (11/19), registered eight tackles and a 23-yard interception.

AS A JUNIOR (2015), saw action in 12 games with nine starts, entering the starting lineup after an injury to Myles Jack. Went on to lead the team with 93 tackles and ranked second on the squad with six passes defended. Ranked sixth in the Pac-12 with 7.8 total tackles per contest.

- Against Colorado (10/31), had a Pac-12 season high of 18 tackles in a win.
- At Utah (11/21), registered the first half sack of his career.
- At USC (11/28), registered 13 stops.

AS A SOPHOMORE (2014), saw action in 12 games, primarily as a special teams player. Credited with two tackles on the year. Returned five kickoffs for 42 total yards.

AS A FRESHMAN (2013), appeared in all 13 games as a special teams player and reserve linebacker and made six tackles on the season. Presented with the John Boncheff, Jr. Award for Rookie of the Year on special teams at the team's annual banquet. Earned a spot on the Athletic Director's Academic Honor Roll.

- Against Colorado (11/2), named Pac-12 Special Teams Player of the Week after he was credited with two tackles, a forced fumble and a fumble recovery.
- Graduated from UCLA in spring 2017 with a degree in political science.

PERSONAL:

- Attended Long Beach (Calif.) Poly High School, where he became a three-star recruit according to Scout.com and Rivals.com. Ranked as the No. 87 outside linebacker in the nation according to Scout.com and the No. 17 OLB in the West. Rated as ESPN.com's No. 122 outside linebacker in the nation and the No. 156-rated recruit in the state of California. Earned PrepStar All-West Region honors.
- As a senior, helped lead his team to 12-4 and was credited with 112 tackles and 11.5 tackles for loss. Named CIF Pac-5 Division Defensive Player of the Year, a first-team All-CIF Pac-5 Division selection and Long Beach Press-Telegram's Dream Team.
- Follow him on Twitter and Instagram at @JayonBrown12.
- List of favorites: (TV show) "Game of Thrones"; (movies) "Interstellar" and "Friday"; (musicians) Migos, Kendrick Lamar and Drake; (song on his pregame playlist) "DNA" by Kendrick Lamar; (athlete as a child) Tom Brady; (food) Mexican food; and (guilty pleasure) Flamin' Hot Cheetos.
- Born Jayon Lee Brown on Feb. 26, 1995 in Long Beach, Calif.

JAYON BROWN'S COLLEGE STATISTICS

REGULAR SEASON		TACKLES								INTERCEPTIONS					FUMBLES		
Year	Team	GP	GS	Tot	Solo	Asst	Sk	Yds	TFL	No	Yds	Lg	TD	PD	FF	FR	Yds
2013	UCLA	13	0	6	6	0	0.0	0	0	0	0	-	0	0	1	1	0
2014	UCLA	12	0	2	1	1	0.0	0	0	0	0	-	0	0	0	0	0
2015	UCLA	12	9	93	57	36	0.5	0	2	0	0	-	0	6	0	1	0
2016	UCLA	12	12	119	69	50	2.5	10	7	3	32	23	0	9	0	2	47
College Totals		49	21	220	133	87	3.0	10	9	3	32	23	0	15	1	4	47

Single-Game Highs

Tackles - 19 at Colorado (11/3/16)
 Sacks - 1 (Twice, last at Washington State, 10/15/16)
 Tackles For Loss - 2 at Colorado (11/3/16)
 Interceptions - 1 (Three times, last vs. USC, 11/19/16)

Additional Statistics

Kickoff Returns - 5 for 42 yards (2014)



56 KOURTNEI BROWN

LINEBACKER • 6'4" • 253 LBS • COLLEGE: CLEMSON

ACQUIRED: FREE AGENT - 2017 • NFL EXPERIENCE (NFL/TITANS): 5/1

HOMETOWN: CHARLOTTE, N.C.

GAMES PLAYED/GAMES STARTED: 5/0 (PLAYOFFS: 0/0)



PRO: The Titans added free agent linebacker Kourtnei Brown to the team's practice squad during the 2017 offseason in effort to add depth and experience to the scout team. A four-year contributor on Clemson's defense, the 6-foot-4 inch, 253-pounder originally joined the San Francisco 49ers as a college free agent in 2012 but Brown's first game experience did not come until 2015. Brown has spent time with Washington, Buffalo, Detroit, St. Louis, Houston and Tampa Bay.

TITANS TIDBITS:

- While with the Buccaneers, Brown along with the defensive line purchased toys and hosted a Christmas shopping spree for underprivileged children.

CAREER TRANSACTIONS:

- The Charlotte, N.C. native signed with the San Francisco 49ers as a rookie free agent on May 4, 2012.
- Waived by the 49ers on Aug. 27, 2012.
- Signed by the Washington Redskins to their practice squad on Dec. 5, 2012.
- Waived by the Redskins on Dec. 18, 2012.
- Signed by the Buffalo Bills on April 18, 2013.
- Waived by the Bills on Aug. 30, 2013.
- Signed by the Bills on Jan. 14, 2014.
- Waived by the Bills on April 10, 2014.
- Claimed off waivers by the Detroit Lions on April 11, 2014.
- Waived by the Lions on May 30, 2014.
- Signed by the St. Louis Rams on July 25, 2014.
- Waived by the Rams on Aug. 30, 2014.
- Signed by the Rams to the team's practice squad on Sept. 11, 2014.
- Waived by the Rams on Sept. 30, 2014.
- Signed by the Houston Texans to the team's practice squad on Dec. 10, 2014.
- Signed by the Texans to a futures contract on Dec. 29, 2014.
- Waived by the Texans on Sept. 5, 2015.
- Claimed off waivers by the Tampa Bay Buccaneers on Sept. 6, 2015.
- Waived by the Buccaneers on Sept. 22, 2015.
- Signed by the Buccaneers to the practice squad on Sept. 24, 2015.
- Signed by the Texans to their active roster from the Buccaneers' practice squad on Sept. 30, 2015.
- Waived by the Texans on Nov. 21, 2015.
- Claimed off waivers by the Buccaneers on Nov. 23, 2015.
- Waived by the Buccaneers on Sept. 3, 2016.
- Signed by the Buccaneers to the practice squad on Nov. 15, 2016.
- Waived by the Buccaneers on Nov. 28, 2016.
- Signed by the Titans to the practice squad on Dec. 28, 2016.

SEASON RECAPS:

2016 (0/0 - Tampa Bay): Spent the offseason and training camp with the Buccaneers before being waived on Sept. 3. Re-signed to the team's practice squad on Nov. 15 before being waived on Nov. 28. Remained a free agent before being signed by the Titans to the practice squad during the season's final week.

2015 (5/0; 1/0 - Houston, 4/0 - Tampa Bay): Was a member of the Houston Texans for the offseason and training camp, but was waived on Sept. 5 before the season began. Claimed off waivers by the Buccaneers on Sept. 6. Made his NFL debut in Tampa Bay's win at New Orleans (9/20), but did not record any statistics. Was then waived by the Buccaneers on Sept. 22 and was briefly signed to the team's practice squad on Sept 24. before he

was signed to the Houston Texans active roster on Sept. 30. Appeared in four games for the Texans, totaling two tackles, one quarterback pressure and was inactive for five games before being waived on Nov. 21. Was then claimed off waivers by Tampa Bay where he remained for the duration of the 2015 season.

2014 (0/0 - St. Louis, Houston): Spent time on the St. Louis Rams and Houston Texans practice squads but did not appear in a regular season game.

2013 (0/0): Spent a portion of the offseason as well as training camp with the Buffalo Bills, but was not on an NFL roster for the 2013 season.

2012: (0/0 - Washington): Originally signed as a rookie free agent with the San Francisco 49ers but was waived during training camp roster cuts. Signed by the Redskins to the team's practice squad on Dec. 5 and was waived on Dec. 18. Remained a free agent for the rest of the season.

COLLEGE:

- Appeared in 49 games with one start at Clemson during his four-year career as a Tiger. Recorded 75 tackles, 10 tackles for loss, three sacks, one interception for 20 yards, three passes defended and two fumble recoveries in 869 snaps at Clemson.
- As a senior (2011), appeared in 14 games. Compiled 25 tackles, four tackles for loss, two sacks, one interception for 20 yards and two passes defended in 253 snaps.
- As a junior (2010), saw action in 11 games and missed two contests due to injury. Notched 17 tackles, two tackles for loss, one fumble recovery and blocked one punt in 212 snaps.
- Redshirted (2009).
- As a sophomore (2008), played in 13 games with one start for the Tigers. Totaled 21 tackles, three tackles for loss and one pass defended in 286 snaps.
- As a freshman (2007), appeared in 11 games. Recorded 12 tackles and one sack in 118 snaps.

PERSONAL:

- Attended Victory Christian Center (N.C.) High School where he earned Charlotte Observer Defensive Player of the Year honors as a senior, tallying 95 tackles and 33 sacks.
- Named All-Conference in basketball and helped his team win a state title.
- Earned a degree from Clemson in community recreation, sport and camp management.
- Follow Brown on Twitter at @Brown_2_TheBone.
- Born Kourtnei Brown on April 17, 1988 in Charlotte, N.C.

KOURTNEI BROWN'S GAME-BY-GAME

2015 Tampa Bay Buccaneers

Date	Opp	W/L	P/S	Tot	Solo	Asst	Sk	- Yds	QBP	TFL	Int	- Yds	-TD	PD	FF	FR	- Yds	SpT	
Sept 13	Ten	L	IA																
Sept 20	@ NO	W	p	0	0	0	0.0	0.0	0	0	0	0	0	0	0	0	0	0	0
Sept 27	@ Hou	L	PS																
Oct 4	Car	L	NOR																
Oct 11	Jax	W	NOR																
Oct 25	@ Was	L	NOR																
Nov 1	@ Atl	W	NOR																
Nov 8	NYG	L	NOR																
Nov 15	Dal	W	NOR																
Nov 22	@ Phi	W	NOR																
Nov 29	@ Ind	L	IA																
Dec 6	@ Atl	W	p	1	1	0	0.0	0.0	0	0	0	0	0	0	0	0	0	0	0
Dec 13	NO	L	p	1	1	0	0.0	0.0	1	0	0	0	0	0	0	0	0	0	0
Dec 17	@ StL	L	p	0	0	0	0.0	0.0	0	0	0	0	0	0	0	0	0	0	0
Dec 27	Chi	L	IA																
Jan 3	@ Car	L	IA																
Totals		2-2	2/0	2	2	0	0.0	0.0	1	0	0	0	0	0	0	0	0	0	0

2015 Houston Texans

Date	Opp	W/L	P/S	Tot	Solo	Asst	Sk	- Yds	QBP	TFL	Int	- Yds	-TD	PD	FF	FR	- Yds	SpT	
Sept 13	KC	L	NOR																
Sept 20	@ Car	L	NOR																
Sept 27	TB	W	NOR																
Oct 4	@ Atl	L	IA																
Oct 8	Ind	L	IA																
Oct 18	@ Jax	W	p	0	0	0	0.0	0.0	0	0	0	0	0	0	0	0	0	0	0
Oct 25	@ Mia	L	IA																
Nov 1	Ten	W	IA																
Nov 16	@ Cin	W	IA																
Nov 22	NYJ	W	NOR																
Nov 29	NO	W	NOR																
Dec 6	at Buf	L	NOR																
Dec 13	NE	L	NOR																
Dec 20	@ Ind	W	NOR																
Dec 27	@ Ten	W	NOR																
Jan 3	@ Jax	W	NOR																
Totals		1-0	1/0	0	0	0	0.0	0.0	0	0	0	0	0	0	0	0	0	0	0


KOURTNEI BROWN'S NFL STATISTICS

REGULAR SEASON		TACKLES										INTERCEPTIONS					FUMBLES				SpT
Year	Team	GP	GS	Tot	Solo	Asst	Sk	Yds	QBP	TFL	No	Yds	Lg	TD	PD	FF	FR	Yds			
2015	Tampa Bay	1	0	0	0	0	0	0	0	0	0	0	0	0	0	0	0	0	0	0	
2015	Houston	4	0	2	2	0	0	0	1	0	0	0	0	0	0	0	0	0	0	0	
NFL Totals		5	0	2	2	0	0	0	1	0	0	0	0	0	0	0	0	0	0	0	

Single-Game Highs

Tackles - 1 (Twice, last vs. New Orleans 12/13/15)

Quarterback Pressures - 1 vs. New Orleans (12/13/15)



31 KEVIN BYARD

SAFETY • 5'11" • 212 LBS • COLLEGE: MIDDLE TENNESSEE STATE
ACQUIRED: 3RD ROUND - 2016 • NFL EXPERIENCE (NFL/TITANS): 2/2
HOMETOWN: LITHONIA, GA.
GAMES PLAYED/GAMES STARTED: 16/7 (PLAYOFFS: 0/0)



PRO: The Titans selected Kevin Byard with the first pick of the third round in the 2016 NFL Draft. The 5-foot-11-inch, 212-pound defender earned a reputation in college as a sideline-to-sideline, ball-hawking safety who plays with tremendous intelligence and effort. The Middle Tennessee State product made an immediate impact as a rookie in 2016 by finishing fifth on the team with 63 tackles and ranking second on the squad with 10 special teams tackles.

CAREER HIGHLIGHTS:

- In 2016, Byard saw action in all 16 games with seven starts and compiled 63 tackles, a sack, five tackles for loss, three quarterback pressures, four passes defended and 10 special teams tackles. His seven starts were the most by a Titans rookie safety since Michael Griffin (10) in 2007.

TITANS TIDBITS:

- Byard credits his mother, Artina Stanley, for much of his success. Following a divorce when Byard was in ninth grade, his mother moved with the children from Philadelphia to Atlanta. Although it was a financial struggle, Stanley worked long hours to make sure her children received what they needed. Byard claims he and his older brother "had to grow up really fast" as they helped their mother with taking care of the younger kids in the family.
- The Titans had an inside track in their scouting of Byard. Titans general manager Jon Robinson received glowing reports on Byard from his friend and MTSU recruiting coordinator Steve Ellis. When Robinson was a linebackers coach at Nicholls State, Ellis was one of his pupils, and the two remained close through the years. Additionally, Patrick Callaway, a newly-hired scouting assistant for the Titans, was Byard's high school teammate.
- Byard says his football role models are Ed Reed, Brian Dawkins and Troy Polamalu.
- Byard has aspirations to travel the world, and his bucket list includes setting foot on every continent.
- Byard has three brothers and three sisters and is the second oldest of the group.

CAREER TRANSACTIONS:

- The Lithonia, Ga., native was selected by the Titans in the third round (64th overall) of the 2016 NFL Draft.

SEASON RECAPS:

2016 (16/7): Played in all 16 games with seven starts as a rookie and finished fifth on the team with 63 tackles. Ranked second on the squad with 10 special teams tackles. Collected a sack, five tackles for loss, three quarterback pressures and four passes defended. Led or tied for the team lead in tackles twice in 2016 (at SD, vs. GB). Tied for the team lead in passes defended twice in 2016 (vs. IND, at SD). Led or tied for the team lead in special teams tackles seven times in 2016 (vs. MIN, at DET, at MIA, vs. JAX, at SD, at CHI, vs. DEN). Appeared in his first career NFL game against Minnesota (9/11/16). Made his first NFL start at safety against Green Bay (11/13/16).

- Against Minnesota (9/11), made his NFL debut as a reserve safety and collected four tackles, including a stop for loss. Notched a special teams tackle on coverage units. Burst through the line and stuffed Adrian Peterson for a five-yard loss on a rush off right tackle at the end of the third quarter.
- Against Jacksonville (10/27), played significant snaps as a reserve at safety and posted five tackles, including two stops for loss. Tied for the team lead with a special teams tackle. Pounced on Chris Ivory for no gain

after the running back recovered his own fumble late in the first quarter. Stuffed Blake Bortles for a one-yard loss on a rush off left end in the final quarter.

- At San Diego (11/6), saw significant action as a reserve at safety and tied for the team lead with a career-best 10 tackles, including a stop for loss and a pass defended. Tied for the team lead with a special teams tackle on coverage units. Ended a Chargers' drive by breaking up a third-and-two pass intended for Antonio Gates late in the second quarter. Stuffed Melvin Gordon for a two-yard loss on a rush off left guard late in the second quarter.
- Against Green Bay (11/13), made his first career NFL start at safety and notched a team-leading nine tackles, including a sack. Ended a Packers' drive by registering his first career sack when he dropped Aaron Rodgers for an eight-yard loss on third-and-eight in the opening stanza.
- At Chicago (11/27), started at safety and registered seven tackles. Led the team with two special teams tackles on coverage units. Defended a deep pass intended for Cameron Meredith in the fourth quarter.
- Against Denver (12/11), started at safety and collected five tackles, two quarterback pressures and a pass defended. Tied for the team lead with a special teams stop.
- Against Houston (1/1), started at safety and registered five tackles, including a stop for loss and a pass defended. Broke up a pass intended for Alfred Blue in the first quarter. Stuffed Jonathan Grimes for no gain on a rush off left tackle on the final play of the first quarter. Stuffed Alfred Blue for no gain on a third-and-goal rush off right tackle in the fourth quarter.

COLLEGE:

- During a four-year career at Middle Tennessee State, he appeared in 49 games and notched 46 starts at safety. He set school records with 19 career interceptions, 377 interception return yards and four interception returns for touchdowns. He finished sixth in MTSU history with 312 career tackles. In 49 career games, he had a hand in 25 turnovers (19 interceptions, five forced fumbles and one fumble recovery). Had 17 additional career passes defended and five tackles for loss. He was twice named first-team All-Conference USA.
- As a senior (2015), appeared in 12 games with nine starts as a permanent team captain. Ranked fourth on the team with 66 tackles and led the squad with four interceptions and six additional pass breakups. Ranked second among safeties with 718 snaps played. Named first-team All-Conference USA for the second consecutive season. Against North Texas on Nov. 21, 2015, he set the Middle Tennessee State record with his 18th career interception. He picked off another pass the following week to finish his career with 19 interceptions.
- As a junior (2014), played and started all 12 games and led the team with six interceptions. Ranked fourth on the team with 66 tackles, including three tackles for loss, and added four pass breakups, two forced fumbles and a blocked kick. Ranked seventh nationally and first in Conference USA in interceptions. Played a team-high 980 snaps. Named first-team All-Conference USA.
- As a sophomore (2013), played and started all 13 games. Registered a career-best 106 tackles to finish second on the team. Led the team with five interceptions. Also finished with an additional five pass breakups, a forced fumble and a fumble recovery. Equaled his own school mark with two interceptions returned for touchdowns. Led the team with 996 snaps played. Voted honorable mention All-Conference USA.
- As a redshirt freshman (2012), started all 12 games and led the team with four interceptions. Tied for third on the team with 74 tackles and added two pass breakups, two forced fumbles and a hurry. Equaled the

school record with two interception returns for touchdowns and set the single-season record for interception return yards with 167. Led the entire team with 925 total snaps played and had 80 or more snaps four times. Named FWAA Freshman All-American, second-team All-SBC. Against Troy (11/24), forced three turnovers in win with two interceptions and a forced fumble to go with a pass breakup and six tackles. Second pick went for 77 yards and game-winning score late in fourth quarter. Named the SBC Defensive Player of the Week and the College Performance Awards National Defensive Back of the Week.

- As a freshman (2011), redshirted.
- Graduated in May 2015 with a degree in liberal studies.

PERSONAL:

- Single, splits time between Nashville and Lithonia, Ga.
- Attended M.L. King (Lithonia, Ga.), where as a senior he totaled 94 tackles, two interceptions, two blocked punts, and two fumble recoveries on defense. On offense, he recorded 35 receptions for 723 yards and six touchdowns, as well as 245 rushing yards and two rushing touchdowns. Also returned 12 kickoffs for 350 yards and a touchdown.
- Voted Class AAAAA first-team all-state by the Atlanta Journal Constitution and the Associated Press. Earned all-region honors on offense and defense, while also garnering all-area and all-county accolades.
- Also lettered in track as a high school athlete.
- Follow Byard on Twitter at @KB20_Era
- Follow Byard on Instagram at @kevinbyard20
- List of favorites: (TV show) "Martin"; (movie) "Wolf of Wall Street" and "Paid in Full"; (musician or band) Future; (food) Philadelphia cheesesteaks

and hot wings; (childhood sports teams) Philadelphia 76ers; (athlete as a child) Allen Iverson; and (guilty pleasure) late-night snacks.

- Born Kevin Leon Byard Jr. on Aug. 17, 1993 in Philadelphia, Pa.

KEVIN BYARD'S GAME-BY-GAME

2016 Tennessee Titans

Date	Opp	W/L	P/S	Tot	Solo	Asst	Sk	-Yds	QBP	TFL	Int	-Yds	TD	PD	FF	FR	-Yds	SpT	
Sept 11	Min	L	p	4	3	1	0.0	0.0	0	1	0	0	0	0	0	0	0	0	1
Sept 18	@ Det	W	p	2	2	0	0.0	0.0	0	0	0	0	0	0	0	0	0	0	2
Sept 25	Oak	L	p	3	3	0	0.0	0.0	0	0	0	0	0	0	0	0	0	0	1
Oct 2	@ Hou	L	p	1	1	0	0.0	0.0	0	0	0	0	0	0	0	0	0	0	0
Oct 9	@ Mia	W	p	2	2	0	0.0	0.0	0	0	0	0	0	0	0	0	0	0	1
Oct 16	Cle	W	p	2	2	0	0.0	0.0	0	0	0	0	0	0	0	0	0	0	0
Oct 23	Ind	L	p	0	0	0	0.0	0.0	0	0	0	0	0	1	0	0	0	0	0
Oct 27	Jax	W	p	5	3	2	0.0	0.0	0	2	0	0	0	0	0	0	0	0	1

Nov 6	@ SD	L	p	10	5	5	0.0	0.0	0	1	0	0	0	0	0	0	0	0	1
Nov 13	GB	W	S	9	7	2	1.0	8.0	0	0	0	0	0	0	0	0	0	0	0
Nov 20	@ Ind	L	S	2	1	1	0.0	0.0	0	0	0	0	0	0	0	0	0	0	0
Nov 27	@ Chi	W	S	7	4	3	0.0	0.0	0	0	0	0	0	0	0	0	0	0	2
Dec 11	Den	W	S	5	3	2	0.0	0.0	2	0	0	0	0	0	1	0	0	0	1
Dec 18	@ KC	W	S	4	2	2	0.0	0.0	1	0	0	0	0	0	0	0	0	0	0
Dec 24	@ Jax	L	S	2	2	0	0.0	0.0	0	0	0	0	0	0	0	0	0	0	0
Jan 1	Hou	W	S	5	2	3	0.0	0.0	0	1	0	0	0	1	0	0	0	0	0
Totals				9-7	16/7	63	42	21	1.0	8.0	3	5	0	0	4	0	0	0	10

KEVIN BYARD'S NFL STATISTICS

REGULAR SEASON		TACKLES					INTERCEPTIONS					FUMBLES							
Year	Team	GP	GS	Tot	Solo	Asst	Sk	Yds	QBP	TFL	No	Yds	Lg	TD	PD	FF	FR	Yds	SpT
2016	Tennessee	16	7	63	42	21	1.0	8.0	3	5	0	0	0	0	4	0	0	0	10
NFL Totals		16	7	63	42	21	1.0	8.0	3	5	0	0	0	0	4	0	0	0	10

Single-Game Highs

- Tackles - 10 at San Diego (11/6/16)
- Sacks - 1 vs. Green Bay (11/13/16)
- Tackles for Loss - 2 vs. Jacksonville (10/27/16)

- Quarterback Pressures - 2 vs. Denver (12/11/16)
- Passes Defensed - 1 (Four times, last vs. Houston 1/1/17)
- Special Teams Tackles - 2 (Twice, last at Chicago 11/27/16)



44 JOSH CARRAWAY

OUTSIDE LINEBACKER • 6'3" • 242 LBS • COLLEGE: TEXAS CHRISTIAN
ACQUIRED: 7TH ROUND - 2017 • NFL EXPERIENCE (NFL/TITANS): ROOKIE
HOMETOWN: FLOWER MOUND, TEXAS
GAMES PLAYED/GAMES STARTED: 0/0 (PLAYOFFS: 0/0)



PRO: The Titans selected Josh Carraway in the seventh round of the 2017 NFL Draft to add depth to the outside linebacker position. The 6-foot-3-inch, 242-pounder is a two-time All-Big 12 first-team player that found success rushing the passer at Texas Christian. Carraway led the team in sacks in each of his final two campaigns on campus. He also has a knack for creating turnovers having notched four forced fumbles, three fumble recoveries and an interception for the Horned Frogs.

CAREER HIGHLIGHTS:

- Carraway registered a combined 17 sacks in his final two seasons at Texas Christian and became the first player to lead the Horned Frogs in sacks in consecutive years since former first-round pick Jerry Hughes in 2008-09.

TITANS TIDBITS:

- Carraway is interested in raising more awareness for heart disease. His mother, Valerie Taylor, passed away from the disease when Josh was just seven years old.
- Carraway's father, Glenn, was on the first basketball team at UT San Antonio and he played pro ball briefly in Mexico. Josh grew up playing basketball and is a huge fan of Dallas Mavericks legend Dirk Nowitzki.

CAREER TRANSACTIONS:

- The Flower Mound, Texas, native was selected by the Titans in the seventh round (227th overall) of the 2017 NFL Draft.

COLLEGE:

- During a four-year career at Texas Christian, Carraway played in 43 games and amassed 133 tackles, 19 sacks, 27.5 stops for loss, four fumble recoveries, three forced fumbles, an interception and two passes defended. He was a two-time All-Big 12 first-team honoree and a 2016 Academic All-Big 12 recipient.

AS A SENIOR (2016), received first team All-Big 12 honors after starting all 13 games and tallying 49 tackles, eight sacks, 11 tackles for loss, five quarterback hurries and a forced fumble. Became the first player to lead the Horned Frogs in sacks in consecutive years since Jerry Hughes (2008-09). Received Academic All-Big 12 recognition.

- Against Arkansas (9/10), collected six stops, including a sack.
- Against Oklahoma (10/1), recorded six tackles, including a sack and a forced fumble.
- At Kansas (10/8), named Big 12 Defensive Player of the Week after posting three sacks, all in the fourth quarter, including back-to-back snaps on the Jayhawks' final drive. His eight tackles in the contest, including four for loss, tied a career high.

AS A JUNIOR (2015), named first team All-Big 12 and second team Associated Press All-Big 12 after starting all 13 games and posting 47 tackles with 11.5 tackles for loss and nine sacks. Also notched three fumble recoveries, two pass breakups and a forced fumble.

- Against SMU (9/19), finished the game with six total tackles, including three stops for loss and 2.5 sacks.
- At Oklahoma (11/21), tallied eight tackles with 3.5 stops for loss and 2.5 sacks.
- Against Baylor (11/27), registered a 56-yard fumble return against for a touchdown, the second touchdown of his career. Later had a sack and a forced a fumble after Baylor drove to the TCU 19-yard line in the fourth quarter.

- Against Oregon (1/2), recorded four tackles, including a sack, in the Valero Alamo Bowl win over the Ducks.

AS A REDSHIRT SOPHOMORE (2014), appeared in all 13 games, including seven starts and totaled 33 tackles, two sacks, five stops for loss, an interception, a forced fumble and a fumble recovery.

- Against Samford (8/30), opened the campaign with a season-best six tackles.
- Against Texas Tech (10/25), recovered a fumble against the Red Raiders, setting up TCU's final score before the half.
- At Texas (11/27), found the end zone with a 33-yard interception return for TCU's final points of the game in the 48-10 victory. Also forced a fumble, which was returned by Terrell Lathan for the Horned Frogs' first touchdown of the game.

AS A SOPHOMORE (2013), redshirted.

AS A FRESHMAN (2012), appeared in four games and added depth on the defensive line. Collected four solo tackles on the year.

- Against Texas Tech (10/20), posted the first stop of his career against the Red Raiders.
- At Oklahoma State (10/27), totaled two solo tackles.
- Graduated in May 2016 with a degree in criminal justice from Texas Christian.

PERSONAL:

- Attended Marcus (Flower Mound, Texas) High School and was named first team All-District 8-5A and honorable-mention all-state.
- As a senior (2011), played defensive end and totaled 51 tackles, including 13 sacks.
- Follow Carraway on Twitter at @JoshuaCarraway.
- Follow Carraway on Instagram at @joshua_carraway.
- Has two younger sisters, Brittni (21) and Cana (15), and one brother, Jacobi (35).
- In his spare time Carraway enjoys bowling, paintballing and playing Xbox (Call of Duty).
- In the future he would like to travel to Hawaii, Japan, London and the United Arab Emirates.
- List of favorites: (movie) "I, Robot"; (TV shows) "The Office" and "Game of Thrones"; (musician or band) Lil Wayne; (childhood sports teams) Dallas Mavericks and Dallas Cowboys; (athlete as a child) Dirk Nowitzki; (food) burgers; and (guilty pleasure) Sour Skittles.
- Born Joshua Silas Carraway on April 13, 1994 in Mesquite, Texas.

JOSH CARRAWAY'S COLLEGE STATISTICS

REGULAR SEASON		TACKLES								INTERCEPTIONS					FUMBLES		
Year	Team	GP	GS	Tot	Solo	Asst	Sk	Yds	TFL	No	Yds	Lg	TD	PD	FF	FR	Yds
2012	TCU	4	0	4	4	0	0.0	0.0	0.0	0	0	-	0	0	0	0	0
2013	TCU	0	0	Redshirted													
2014	TCU	13	7	33	10	23	2.0	17.0	5.0	1	33	33t	1	1	1	1	0
2015	TCU	13	13	47	25	22	9.0	41.0	11.5	0	0	-	0	2	1	3	56
2016	TCU	13	13	49	25	24	8.0	53.0	11.0	0	0	-	0	0	1	0	0
College Totals		43	33	133	64	69	19.0	111.0	27.5	1	33	33t	1	3	3	4	56

Single-Game Highs

Tackles - 8 (Twice, last at Kansas 10/8/16)

Sacks - 3 at Kansas (10/8/16)

Interceptions - 1 at Texas (11/27/14)

Forced Fumble - 1 (Three times, last vs. Oklahoma 10/1/16)

Fumble Recovery - 1 (Four times, last vs. Baylor 11/27/15)

Additional Statistics

Touchdowns - 2, 33-yard interception return at Texas (11/27/14);
56-yard fumble return vs. Baylor (11/27/15)



99 JURRELL CASEY

DEFENSIVE TACKLE • 6'1" • 305 LBS • COLLEGE: SOUTHERN CAL
 ACQUIRED: 3RD ROUND - 2011 • NFL EXPERIENCE (NFL/TITANS): 7/7
 HOMETOWN: LONG BEACH, CALIF.
 GAMES PLAYED/GAMES STARTED: 94/92 (PLAYOFFS: 0/0)



Captain: 2014, 2015, 2016



Pro Bowl: 2015, 2016

PRO: The Titans used their third-round pick in the 2011 NFL Draft on University of Southern California defensive tackle Jurrell Casey. In his first six pro seasons, Casey became regarded as one of the top interior defensive linemen in the NFL, a force against both the run and pass. During that timespan, he played in all but two games and ranked fifth among all defensive tackles with 33 total sacks (Geno Atkins, Gerald McCoy, Ndamukong Suh and Marcell Dareus). In 2013, he tied for second among NFL defensive tackles with a career-high 10.5 sacks and set a career high with 90 tackles. He was named to the Pro Bowl following the 2015 and 2016 campaigns, becoming the first Titans defensive player to make consecutive Pro Bowls since Albert Haynesworth from 2007–2008.

CAREER HIGHLIGHTS:

- In 2016, Casey was voted to his second consecutive Pro Bowl after setting a career high with 29 quarterback pressures.
- With five sacks in 2016, he became the first player for the team in the "Titans era" (1999–present) to register four consecutive seasons with at least five sacks.
- In 2015, he was named to the Pro Bowl after tying for the team lead with seven sacks. He finished second on the team with 11 tackles for loss and a career-high 28 quarterback pressures.
- In 2013, Casey was named *Associated Press* second-team All-Pro after putting together one of the best seasons by a defensive tackle in franchise history. His 10.5 sacks set a career high and made up the second-highest total by a franchise defensive tackle since sacks became an official statistic in 1982, finishing behind only Ray Childress' 13 sacks in 1992. Only Jason Hatcher of the Dallas Cowboys (11) finished with more sacks than Casey among defensive tackles in 2013. Casey's season totals also included a career-high 90 tackles and a career- and team-high 10 quarterback pressures.
- In 2012, he notched 80 tackles to lead the defensive line and added three sacks.
- As a rookie in 2011, Casey recorded 74 tackles, which led the team's defensive linemen, and tied for second on the defense with five tackles for loss.
- Casey totaled nine sacks and 22 tackles for loss during his three seasons at Southern California. In 2010, Casey's junior year, he was named first-team All-Pac-10.

TITANS TIDBITS:

- Casey was voted the 2016 Tennessee Titans Walter Payton Man of the Year, which recognizes players for excellence on and off the field. Casey is a fixture at Tennessee Titans community events and also serves as the spokesperson for United Way of Metropolitan Nashville. In 2016, Casey and his wife, Ryann, established The Casey Fund, a non-profit dedicated to raising money for established re-entry programs, inner-city youth programs, mentoring and halfway houses. Then, prior to Thanksgiving, the Caseys hosted a food giveaway for 200 underprivileged families in the Nashville area. Casey also hosts a free youth football skills camp for linemen in his hometown of Long Beach, Calif.
- More information about The Casey Fund is available online at thejurrellcasey.com/the-casey-fund.
- Casey has a strong partnership with Project Return Tennessee.
- Family members, friends and teammates call him "Tut-Tut," a nickname he earned from his aunt as a small child because she said he walked like a turtle.
- Casey has nine brothers and sisters.
- When he was in high school, his older brother, Jurray, was convicted of first-degree murder. Despite the turmoil it caused, Jurrell credits his brother

for helping him re-focus on becoming a better football player and student.

- Casey calls his mother, Collette Burns, a cafeteria worker in the Long Beach Unified School District, "the inspiration in my life" for how hard she worked to provide for Jurrell and his siblings.

CAREER TRANSACTIONS:

- The Long Beach, Calif., native was selected by the Titans in the third round (77th overall) of the 2011 NFL Draft.

SEASON RECAPS:

- 2016 (15/15):** Named to the Pro Bowl. Started 15 games at defensive tackle and ranked third on the team with five sacks and a career-best 29 quarterback pressures. Collected 51 tackles, five passes defended and three stops for loss. Was inactive for one contest. Led or tied for the team lead in sacks three times (at MIA, vs. CLE, vs. HOU). Led the team in quarterback pressures twice (vs. MIN, vs. JAX). Tied for the team lead in passes defended once (at JAX). Posted a career-high six quarterback pressures against Jacksonville (10/27/16).
- Against Minnesota (9/11), collected six tackles, including two stops for loss and tied a career-high with four quarterback pressures. Stonewalled Adrian Peterson for a two-yard loss on a rush off right guard in the second quarter.
 - At Houston (10/2), recorded three tackles, two quarterback pressures and a pass defended. Knocked down a pass intended for DeAndre Hopkins in the fourth quarter.
 - At Miami (10/9), registered three tackles, including two sacks. Dropped Ryan Tannehill for a nine-yard sack late in the first half. Halted a Dolphins' drive by sacking Tannehill for a five-yard loss on third-and-10 in the final stanza.
 - Against Cleveland (10/16), notched three tackles, including a sack, three quarterback pressures and a pass defended. Halted a Browns' drive by sacking Cody Kessler for a 10-yard loss on third-and-five early in the second quarter. Batted down a pass intended for Ricardo Louis at the line of scrimmage in the third quarter.
 - Against Jacksonville (10/27), started at defensive tackle and posted two tackles with a team-best and career-high six quarterback pressures.
 - At San Diego (11/6), started at defensive tackle and tallied a season-high eight tackles and a quarterback pressure.
 - Against Green Bay (11/13), notched two tackles. Stuffed Aaron Rodgers for no gain on a third-and-one quarterback sneak in the third quarter.
 - Against Denver (12/11), was inactive for only the second time in his career.
 - At Kansas City (12/18), returned to the lineup as a starter at defensive tackle and tallied two tackles, including a stop for loss. Stuffed Spencer Ware for a one-yard loss on a rush up the middle in the fourth quarter.
 - Against Houston (1/1), registered four tackles, two sacks, three quarterback pressures and a pass defended. Batted down a pass intended for DeAndre Hopkins in the second quarter. Dropped Brock Osweiler for an eight-yard sack in the second quarter. Collected his second sack of the afternoon by bringing down Osweiler for a six-yard loss on the final drive of the game.

2015 (16/16): Named to the Pro Bowl after starting all 16 games at defensive tackle and tying for the team lead with seven sacks. Ranked second on the team with 11 tackles for loss and a career-high 28 quarterback pressures. Registered a career-best five passes defended. Tied for the team lead in tackles once in 2015 (at NYJ). Led or tied for the team lead in sacks five times in 2015 (vs. IND, vs. BUF, at JAX, vs. JAX, at NE). Led or tied for the team lead in quarterback pressures seven times in 2015 (vs. IND, vs. MIA, vs. ATL, vs. HOU, vs. JAX, at NYJ, vs. HOU). Led

or tied for the team lead in tackles for loss four times in 2015 (at TB, vs. IND, at NYJ, vs. HOU). Led or tied for the team lead in passes defended twice in 2015 (vs. ATL, at NO).

- At Tampa Bay (9/13), started at defensive tackle and collected six tackles, including a sack, three tackles for loss and two quarterback pressures. Burst through the line and stopped Doug Martin for a two-yard loss on a rush off right guard in the first quarter. Dropped Jameis Winston for an eight-yard sack in the third quarter.
- Against Indianapolis (9/27), started at defensive tackle and totaled three tackles, including a sack, a team-best four quarterback pressures and a tackle for loss. Dropped Frank Gore for a one-yard loss on a rush up the middle in the first quarter. Sacked Andrew Luck for a five-yard sack in the fourth quarter.
- Against Buffalo (10/11), started at defensive tackle and posted eight tackles, including 1.5 sacks, a tackle for loss and a quarterback pressure. Ended a Bills' drive by sacking Tyrod Taylor for a three-yard sack on third-and-five in the second quarter. Halted a Bills' drive by teaming with Derrick Morgan to drop Tyrod Taylor for a five-yard sack on third-and-10 in the second quarter. Stuffed Boom Herron for no gain on a rush up the middle in the second quarter.
- At Houston (11/1), started at defensive tackle and registered six tackles, including a half sack and three quarterback pressures. Combined with Zach Brown to sack Brian Hoyer for a six-yard loss in the fourth quarter.
- At Jacksonville (11/19), started at defensive tackle and collected five tackles, a sack, two quarterback pressures and a stop for loss. Dropped Blake Bortles for a four-yard sack early in the fourth quarter.
- Against Jacksonville (12/6), started at defensive tackle and posted four tackles, a sack and two quarterback pressures. Halted a Jaguars' drive by sacking Blake Bortles for a nine-yard loss on third-and-six in the second quarter.
- At N.Y. Jets (12/13), started at defensive tackle and tied for the team lead with eight tackles, two quarterback pressures and a stop for loss. Stuffed Stevan Ridley for a one-yard loss on a rush off left tackle in the second quarter.
- At New England (12/20), started at defensive tackle and tallied four tackles, including a sack and a stop for loss. Ended a Patriots' drive by dropping Tom Brady for a seven-yard sack on third-and-15 late in the first quarter. Stonewalled Joey Iosefa for a one-yard loss on a rush off right guard in the second quarter.

2014 (16/16): Started all 16 games at defensive tackle and tied for the team lead with a career-high 27 quarterback pressures and a career-best 13 tackles for loss. Led all Titans defensive linemen and ranked fourth on the team with 86 tackles. Finished second on the team with five sacks. Tied for the team lead in tackles once in 2014 (vs. PIT). Led or tied for the team lead in sacks three times in 2014 (vs. DAL, vs. JAX, at PHI). Led or tied for the team lead in quarterback pressures seven times in 2014 (at KC, at CIN, at IND, vs. HOU, vs. NYG, at JAX, vs. IND). Tied for the team lead in passes defended once in 2014 (vs. NYJ). Named AFC Defensive Player of the Week after totaling eight tackles, two sacks, two stops for loss and a quarterback pressure against Jacksonville (10/12/14). Was voted a team captain for the 2014 season by his teammates.

- At Kansas City (9/7), started at defensive tackle and collected four tackles, including a stop for loss and tied for the team lead with a career-high four quarterback pressures. Stonewalled Jamaal Charles for no gain on a rush off left end in the third quarter.
- Against Dallas (9/14), started at defensive tackle and notched three tackles, including two sacks. Halted a Cowboys' drive by sacking Tony Romo for a 12-yard loss on third-and-15 in the first quarter. Dropped Romo for an eight-yard sack later in the opening stanza.
- Against Jacksonville (10/12), started at defensive tackle and was named AFC Defensive Player of the Week after totaling eight tackles, two sacks, two stops for loss and a quarterback pressure. Ended a Jaguars' drive by sacking Blake Bortles for a four-yard loss on third-and-seven in the second quarter. Dropped Bortles for a nine-yard sack late in the second quarter. Stuffed Denard Robinson for a three-yard loss on a short pass early in the fourth quarter.
- Against Houston (10/26), started at defensive tackle and posted seven tackles and a team-high four quarterback pressures.
- Against Pittsburgh (11/17), started at defensive tackle and tied for the team lead with nine tackles, including a stop for loss and a quarterback pressure. Stuffed Le'Veon Bell for no gain on a rush off right tackle in the first stanza. Tackled Bell for a one-yard loss on a carry off right guard in the first quarter. Stonewalled Bell for no gain on a rush off right guard in the opening quarter.

- At Philadelphia (11/23), started at defensive tackle and amassed six tackles, including a sack, two stops for loss and a quarterback pressure. Dropped Mark Sanchez for a seven-yard sack in the first quarter. Stonewalled LeSean McCoy for a two-yard loss on a rush off right end in the first quarter.
- At Houston (11/30), started at defensive tackle and notched seven tackles, including a team-best three stops for loss. Teamed with Coty Sensabaugh to stop Alfred Blue for no gain on a rush up the middle in the first quarter. Stuffed Arian Foster for a one-yard loss on a rush off left tackle in the third quarter. Halted a Texans' drive by stopping Foster for no gain on a third-and-five rush in the third quarter. Stonewalled Blue for a one-yard loss on a rush off left guard in the final stanza.
- Against N.Y. Giants (12/7), started at defensive tackle and totaled four tackles, including a team-high four quarterback pressures and a stop for loss. Teamed with Avery Williamson to stonewall Andre Williams for a three-yard loss on a rush off left tackle in the second quarter.
- Against N.Y. Jets (12/14), started at defensive tackle and collected five tackles, including a team-high two stops for loss, two quarterback pressures and a pass defended. Stuffed Chris Johnson for a three-yard loss on a rush off left end on the Titans' first defensive snap. Pressured Geno Smith in the end zone in the second quarter, forcing an intentional grounding which resulted in a safety and a 5-0 Titans lead. Batted down a pass intended for Eric Decker in the third quarter. Stuffed John Conner for no gain on a rush up the middle in the fourth quarter.

2013 (15/14): Played in 15 games with 14 starts at defensive tackle. Named second-team *Associated Press* All-Pro and selected to the *PFWA* All-AFC team. Led the team and finished tied for second among all NFL defensive tackles with a career-best 10.5 sacks. Became only the seventh NFL 4-3 defensive tackle or 3-4 nose tackle in the past 10 seasons (2004-present) to tally 10 sacks in a season. Led the squad with 10 quarterback pressures. Posted a career-high 90 tackles, three stops for loss, three passes defended, a forced fumble and a fumble recovery. Was inactive for the regular season finale, the first game he missed in his first three NFL seasons. Registered a career-high two sacks at Pittsburgh (9/8/13), at St. Louis (11/3/13) and at Indianapolis (12/1/13). Tied for the team lead in tackles twice in 2013 (at IND, vs. ARI). Led or tied for the team lead in sacks six times in 2013 (at PIT, vs. SF, at STL, vs. JAX, at IND, vs. ARI).

- At Pittsburgh (9/8), tallied four tackles, including a career-best two sacks. Dropped Ben Roethlisberger for a six-yard sack in the first quarter. Ended a Steelers' drive by sacking Roethlisberger for an eight-yard loss late in the fourth quarter.
- Against N.Y. Jets (9/29), posted five tackles, including a sack and a quarterback pressure. Dropped Geno Smith for a one-yard sack in the second quarter.
- Against San Francisco (10/20), notched four tackles and led the team with two quarterback pressures and a sack. Sacked Colin Kaepernick for a two-yard loss early in the fourth quarter.
- At St. Louis (11/3), set a career-high with 10 tackles and tied a career-high with two sacks and a forced fumble. Dropped Kellen Clemens for a two-yard sack in the first quarter. Strip-sacked Clemens on third-and-seven and the loose ball was recovered by Derrick Morgan at the Rams' 19-yard line in the fourth quarter.
- Against Jacksonville (11/10), notched eight tackles, a sack and a stop for loss. Stonewalled Maurice Jones-Drew for no gain on a rush up the middle in the first stanza. On back-to-back plays in the second quarter stuffed Jones-Drew for a five-yard loss on a rush off left tackle and sacked Chad Henne for an eight-yard loss on third-and-eight.
- At Oakland (11/24), sealed the victory by recovering a Rod Streater fumble that was forced by Bliidi Wreh-Wilson on the final lateral play.
- At Indianapolis (12/1), tied for the team lead with nine tackles, including two sacks, and added a tackle for loss and two quarterback pressures. Sacked Andrew Luck for a six-yard loss in the second quarter. Dropped Luck for a 10-yard sack on a rush up the middle in the third quarter. Sniffed out a reverse and nailed Darrius Heyward-Bey for an 11-yard loss late in the third quarter.
- Against Arizona (12/15), tied for the team lead with 10 tackles, including 1.5 sacks, and added a tackle for loss and a quarterback pressure. Dropped Carson Palmer for a seven-yard sack with a rush up the middle in the second quarter. Teamed with Bernard Pollard to sack Palmer for a nine-yard sack on the final play of the first half. Stuffed Rashard Mendenhall for a two-yard loss on a rush off right guard in overtime.
- Against Houston (12/29), was inactive for the first time in his career with an injury.

2012 (16/16): Started all 16 games at defensive tackle and led all Titans defensive linemen with a career-best 80 tackles. Also posted a career-high three sacks, six tackles for loss, three quarterback pressures and two forced fumbles. Led the team in tackles once (vs. HST). Tied for the team lead in sacks once (vs. CHI). Tied for the team lead in quarterback pressures once (vs. JAX).

- Against Detroit (9/23), posted a career-high nine tackles, including a stop for loss. Ended the game and secured the win by stuffing Shaun Hill for a one-yard loss on a fourth-and-one rush at the Titans' seven-yard line in overtime.
- At Houston (9/30), recorded six tackles, including a career-best two stops for loss. Teamed with Derrick Morgan to stop Arian Foster for a one-yard loss on a third-and-one rush off right guard in the first quarter. Combined with Akeem Ayers to stonewall Foster for no gain on a third-and-one rush off left tackle in the opening stanza. Tracked down Ben Tate for a six-yard loss on a screen pass in the second quarter. Stuffed Foster for a three-yard loss on a rush up the middle in the second quarter.
- At Minnesota (10/7), totaled four tackles, including a stop for loss. Combined with Colin McCarthy to stop Adrian Peterson for no gain on a rush off left tackle in the third quarter.
- Against Pittsburgh (10/11), posted three tackles, including a stop for loss before leaving the game in the second quarter with an injury. Stuffed Rashard Mendenhall for a four-yard loss on a rush up the middle in the first quarter.
- At Chicago (11/4), notched five tackles, including a sack and a forced fumble. Strip-sacked Jay Cutler and the fumble was recovered by Zach Brown in the second quarter.
- At Jacksonville (11/25), collected seven tackles, including a sack. Ended a Jaguars' drive by dropping Chad Henne for a 10-yard sack on a third-and-17 in the first quarter. Stuffed Rashad Jennings for no gain on a rush up the middle in the fourth quarter.
- Against Houston (12/2), led the team with eight tackles and forced a fumble.
- Against Jacksonville (12/30), recorded five tackles, including a sack, a stop for loss and two quarterback pressures. Teamed with Zach Brown to stuff Keith Toston for no gain on a rush off left guard in the first quarter. Stonewalled Toston for a two-yard loss on a third-and-one rush early in the third quarter. Sacked Chad Henne for a six-yard loss in the fourth quarter.

2011 (16/15): As a rookie, played in all 16 games with 15 starts at defensive tackle and led all defensive linemen on the team with 74 tackles. Tied for second on the squad with five tackles for loss. Added 2.5 sacks, nine quarterback pressures, one pass defended, one forced fumble and a fumble recovery. Led the team in sacks twice in 2011 (at PIT, at HST). Tied for the team lead in quarterback pressures twice in 2011 (at CLE, at HST).

- At Jacksonville (9/11), made his first career NFL start at defensive tackle and posted six tackles.
- At Cleveland (10/2), collected seven tackles and tied a team-high two quarterback pressures.
- At Pittsburgh (10/9), registered six tackles, including his first career sack. Sacked Ben Roethlisberger for a four-yard loss in the third stanza.
- At Carolina (11/13), tallied five tackles, a stop for loss and a quarterback pressure. Stuffed Jonathan Stewart for a five-yard loss on a rush off left end in the second quarter.
- Against Tampa Bay (11/27), posted four tackles, a forced fumble and fumble recovery. Stripped LeGarrette Blount of the ball and recovered it at the Buccaneers' 29-yard line in the third quarter.
- Against New Orleans (12/11), recorded five tackles, a pass defended and quarterback pressure. Ended a Saints' drive and got the Titans' offense the ball back for the final drive by breaking up a pass in the flat that was intended for Chris Ivory on third-and-seven late in the fourth quarter.
- At Indianapolis (12/18), tallied six tackles, including a stop for loss. Stuffed Donald Brown for a four-yard loss on a rush up the middle in the fourth quarter.
- Against Jacksonville (12/24), totaled three tackles, including a stop for loss. Stopped Maurice Jones-Drew for a one-yard loss on a rush off right tackle in the third quarter.
- At Houston (1/1), collected five tackles, a team-best one-and-a-half sacks, a stop for loss and three quarterback pressures. Teamed with Derrick Morgan to drop T.J. Yates for a five-yard sack on the Texans' first play from scrimmage. Stuffed Ben Tate for a two-yard loss on a rush up the middle in the second quarter. Combined with William Hayes to stonewall Tate for a one-yard loss on a rush off right tackle in the fourth quarter.

COLLEGE:

- In three seasons at the University of Southern California, Casey started 26 of 38 games on the defensive line (24 at right defensive tackle and two at nose tackle). He recorded 138 tackles, nine sacks, 22 tackles for loss, three quarterback pressures, four fumble recoveries, three forced fumbles, an interception and three passes defended.
- As a junior (2010), started all 13 games for the second consecutive season and had 67 tackles, a team-best 11 tackles for loss, a team-leading 4.5 sacks, one interception, one fumble recovery and two passes defended. Named 2010 SI.com All-American honorable mention, All-Pac-10 first team, ESPN.com All-Pac-10 first team, Scout.com All-Pac-10 first team and Phil Steele All-Pac-10 first team. Also was named USC's team MVP and USC's Defensive Lineman of the Year.
- As a sophomore (2009), started all 13 games (two games at nose tackle and 11 games at defensive tackle) and registered 59 tackles, nine tackles for loss, 4.5 sacks, a team-best three fumble recoveries, two forced fumbles and a pass deflection. Honors included second-team CollegeFootballNews.com Sophomore All-American, All-Pac-10 honorable mention, Phil Steele's All-Pac-10 first team and USC Co-Defensive Lineman of the Year Award.
- As a freshman (2008), played in 12 games and registered 12 tackles, two tackles for loss and one forced fumble. Named USC's Service Team Defensive Player of the Year.
- Majored in sociology.

PERSONAL:

- Married to Ryann Gray, and the couple resides in Nashville.
- As a senior defensive tackle at Long Beach (Calif.) Polytechnic High School, tallied 134 tackles, seven sacks and two fumble recoveries, helping Jackrabbits win the CIF Pac-5 Division title. Also played offensive guard. Honors included All-Moore League Defensive MVP, All-CIF Pac-5 Division Co-Defensive MVP, *Long Beach Press-Telegram* Dream Team MVP and second-team EA Sports All-American.
- As a junior, registered 104 tackles, 10 sacks and six fumble recoveries, earning first-team All-CIF Pac-5 Division honors.
- List of favorites: (movie) "The Wood"; (TV show) "The Simpsons"; (actor) Denzel Washington; (music artist) Lil Twist; (school subject) math; (car) Cadillac Escalade; (video game) NBA 2K; (food) pizza; (restaurant) Red Lobster; and (sports team as a child) Philadelphia Eagles.
- Follow Casey on Twitter at @jurrellc.
- Follow Casey on Instagram at @tattedmonster99.
- Born Jurrell Jule Casey on Dec. 5, 1989 in Long Beach, Calif.

JURRELL CASEY'S NFL STATISTICS

REGULAR SEASON		TACKLES									INTERCEPTIONS					FUMBLES			
Year	Team	GP	GS	Tot	Solo	Asst	Sk	Yds	QBP	TFL	No	Yds	Lg	TD	PD	FF	FR	Yds	SpT
2011	Tennessee	16	15	74	41	33	2.5	15.5	9	5	0	0	0	0	1	1	1	0	0
2012	Tennessee	16	16	80	38	42	3.0	31.0	3	6	0	0	0	0	0	2	0	0	0
2013	Tennessee	15	14	90	49	41	10.5	60.5	10	3	0	0	0	0	3	1	1	0	0
2014	Tennessee	16	16	86	58	28	5.0	40.0	27	13	0	0	0	0	1	0	0	0	0
2015	Tennessee	16	16	86	48	38	7.0	41.5	28	11	0	0	0	0	5	0	0	0	0
2016	Tennessee	15	15	51	38	13	5.0	38.0	29	3	0	0	0	0	5	0	0	0	0
NFL Totals		94	92	467	272	195	33.0	226.5	106	41	0	0	0	0	15	4	2	0	0

Single-Game Highs

Tackles - 10 (Twice, last vs. Arizona 12/15/13)

Sacks - 2 (Seven times, last vs. Houston 1/1/17)


Tackles for Loss - 3 (Twice, last at Tampa Bay 9/13/15)

Forced Fumble - 1 (Four times, last at St. Louis 11/3/13)

Fumble Recovery - 1 (Twice, last at Oakland 11/24/13)

Quarterback Pressures - 6 vs. Jacksonville (10/27/16)

Passes Defensed - 3 vs. Atlanta (10/25/15)



16 MATT CASSEL

QUARTERBACK • 6'4" • 228 LBS • COLLEGE: SOUTHERN CALIFORNIA
 ACQUIRED: FREE AGENT - 2016 • NFL EXPERIENCE (NFL/TITANS): 13/2
 HOMETOWN: NORTHRIDGE, CALIF.
 GAMES PLAYED/GAMES STARTED: 103/80 (PLAYOFFS: 5/1)



Pro Bowl: 2010

PRO: The Titans signed Matt Cassel early in the 2016 offseason to provide a veteran presence among the team's quarterbacks. Cassel spent 11 previous seasons with the New England Patriots, Kansas City Chiefs, Minnesota Vikings, Buffalo Bills and Dallas Cowboys. His career totals prior to arriving in Tennessee included 17,003 passing yards, 101 touchdown passes, 77 interceptions and a passer rating of 79.3. In 2016, Cassel played in four games with one start and completed 30 of 51 passes for 284 yards with two touchdowns and two interceptions.

CAREER HIGHLIGHTS:

- In 2015, Cassel played for the Buffalo Bills and the Dallas Cowboys. With the Cowboys, he started seven games and completed 119 of 204 passes for 1,276 yards, five touchdowns and seven interceptions.
- In 2010, he was named to the Pro Bowl after setting career highs with 27 touchdown passes and a 93.0 passer rating as the starting quarterback for the Chiefs. He helped guide the Chiefs to the AFC West title.
- In 2008, went 10-5 as a starter with the Patriots after Tom Brady suffered a season-ending knee injury in the opener. He passed for 3,693 yards and 21 touchdowns.

TITANS TIDBITS:

- Cassel's mother, Barbara, is an Emmy-winning set decorator in Hollywood. His late father, Greg, was a script writer.
- His wife, Lauren, was a captain of the Southern Cal volleyball team that won the 2002 national title.
- Cassel played in the 1994 Little League World Series on the Northridge, Calif., team. He went on to play a season of baseball at Southern Cal and was selected in the 36th round of the 2004 Major League Baseball Draft by the Oakland Athletics.
- Cassel's older brother, Jack, pitched for the Houston Astros, Cleveland Indians and San Diego Padres. His younger brother, Justin, was a pitcher in the Chicago White Sox organization.

CAREER TRANSACTIONS:

- The Northridge, Calif., native was originally selected by the New England Patriots in the seventh round (230th overall) of the 2005 NFL Draft.
- Traded from New England to the Kansas City Chiefs along with Mike Vrabel in exchange for a 2009 second-round draft choice on Feb. 28, 2009.
- Released by Kansas City on March 14, 2013.
- Signed by the Minnesota Vikings on March 15, 2013.
- Traded from Minnesota to the Buffalo Bills along with a 2015 sixth-round draft choice in exchange for a 2015 fifth-round pick and a 2016 seventh-round pick on March 10, 2015.
- Released by the Bills on Sept. 5, 2015 and re-signed by the Bills on Sept. 8, 2015.
- Traded from Buffalo to the Dallas Cowboys along with a 2017 seventh-round draft choice for a 2017 fifth-round pick on Sept. 22, 2015.
- Signed by the Titans as an unrestricted free agent on March 10, 2016.

SEASON RECAPS:

- 2016 (4/1 - Tennessee):** Played in four games with one start and completed 30 of 51 passes for 284 yards with two touchdowns and two interceptions. Did not play as the backup quarterback in 12 contests.
- At Detroit (9/18), appeared in his 100th career regular season game by taking the final snap for a kneel down in the fourth quarter.
 - Against Jacksonville (10/27), saw action at quarterback in the fourth quarter and completed his only pass for 10 yards. Rushed once for two yards.
 - At Jacksonville (12/24), entered the game in the third quarter after

Marcus Mariota exited the contest with an injury. Completed 13 of 24 passes for 124 yards with a touchdown and an interception. Posted his first touchdown pass of the season on a 14-yard toss to Delanie Walker on third-and-eight with 8:42 left to play in the final quarter.

- Against Houston (1/1), started at quarterback and completed 16 of 26 passes for 150 yards with a touchdown and an interception. Extended the Titans' second quarter touchdown drive with a 25-yard connection to Rishard Matthews on third-and-16. Increased the Titans' lead to 14-0 with a two-yard touchdown toss to Matthews with 23 seconds remaining in the first half. Kept the Titans' final touchdown drive alive with a 15-yard pass to Delanie Walker on third-and-seven in the third quarter. Registered three third-down conversions during the Titans' final scoring drive: an eight-yard pass to Matthews on third-and-four, a 50-yard bomb to Matthews on third-and-17 and a six-yard toss to Walker on third-and-five in the fourth quarter.

2015 (1/1 - Buffalo; 8/7 - Dallas): Started one game with Buffalo before he was traded to Dallas, where he started seven contests in place of an injured Tony Romo. His 2015 totals included 204 attempts, 119 completions, 1,276 passing yards, five touchdown passes, seven interceptions and a 70.6 passer rating.

- At N.Y. Giants (10/25), recorded his first start for the Cowboys and completed 17 of 27 passes for 227 yards with one touchdown and three interceptions.
- Against Seattle (11/1), was 13-of-25 passing for 97 yards with no touchdowns and no interceptions.
- Against Philadelphia (11/8), reached 299 yards on 25 of 38 passes with three touchdowns and one interception for a 105.0 rating. His three scoring tosses allowed him to reach 100 career touchdowns while also serving as his 12th career game with three-or-more scores.
- At Tampa Bay (11/15), he was 19-of-29 for 186 yards with no touchdowns and an interception.
- Against Carolina (11/26), entered the game for an injured Romo (clavicle) in the fourth quarter and completed 13 of 19 attempts for 93 yards and a touchdown. His attempts in the game allowed him to reach 2,500 for his career.
- At Washington (12/7), won his first game as the starting quarterback for the Cowboys while completing 16 of 29 passes for 222 yards with no touchdowns and no interceptions. His 16 completions gave him 1,500 for his career.

2014 (3/3 - Minnesota): Appeared in three games, all of which he started for the Vikings. For the season he completed 41 of his 71 passes for 425 yards, three touchdowns, four interceptions and a 65.8 passer rating.

- At St. Louis (9/7), led the Vikings to a season-opening win, completing 17 of 25 passes for 170 yards and two touchdowns.

2013 (9/6 - Minnesota): Appeared in nine games, including all five Vikings wins, starting six. Connected on the team's four longest pass plays of the season (79t, 70t, 57t and 51). Threw seven of the eight touchdowns that Greg Jennings and Cordarrelle Patterson caught during the 2013 season.

- Against Pittsburgh (9/29), started the NFL International Series game in London, the Vikings' first win of the season and the Vikings' first regular season game outside of the United States. Posted 248 yards, two touchdowns and zero interceptions on 16-of-25 passing for a team season-high 123.4 passer rating.
- Against Philadelphia (12/15), started and threw for 382 yards, the most by a Viking in 2013, two touchdowns and one interception in the 48-30 upset victory over the playoff bound Eagles. Named the FedEx Air Player of the Week for his performance against Philadelphia.

2012 (9/8 - Kansas City): Started eight of the nine games he played, completing 161 of 277 passes for 1,796 yards, six touchdowns and 12 interceptions.

- Against Atlanta (9/9), had a five-yard touchdown run in the season opener.
- At Buffalo (9/16), threw for a season-high 301 yards and two touchdowns.
- Against San Diego (9/30), had two touchdown passes.
- Against Tampa Bay (10/14), inactive after suffering head injury the previous week vs. Baltimore (10/7).
- Against Oakland (10/28), notched a season-high 85.1 passer rating coming off the bench.

2011 (9/9 - Kansas City): Started the opening nine games of season, finishing with a 4-5 record. Finished the season on injured reserve (hand). Completed 160 of 269 passes for 1,713 yards, 10 touchdowns and nine interceptions.

- At Indianapolis (10/9), posted career-best 138.9 passer rating and tied career high with four touchdown passes.
- Against San Diego (10/31), led Chiefs to their fourth consecutive win while passing for season-high 261 yards.
- Against Denver (11/13), suffered a hand injury, leading him to be placed on injured reserve on Nov. 21.

2010 (15/15, 1/1 - Kansas City): Named to his first Pro Bowl after setting career highs with 27 touchdown passes, 93.0 passer rating, a plus-20 touchdown-to-interception ratio (27-7), career-low 1.6 interception percent (seven interceptions/450 attempts). Guided Chiefs to 10-5 record as the starter. Helped win the AFC West with 10-6 overall mark and host Baltimore in AFC Wild Card playoff round. Keyed Chiefs turnaround from 4-12 mark in 2009 and last-place finish in AFC West to winning Division in 2010. AFC West title was Chiefs' first since 2003. Won career-best five consecutive starts (Nov. 21 vs. Arizona through Dec. 26 vs. Tennessee). Had streak of 162 passes without an interception during the season, his career-long and the third-longest in Chiefs history. Ended season with six games of 60.0% and seven games with passer rating of 100+.

- At Denver (11/14), threw for a career-best 469 yards, the second-highest total in team history, going 33-for-53 on the day for a pair of career highs. His 53 attempts without an interception set a Chiefs team record. Passed for four touchdowns.
- At Seattle (11/23), passed for four touchdowns and rushed for another en route to being named FedEx Air Player of the Week for his efforts.
- Named AFC Offensive Player of the Month for November, when he went 90-for-144 (62.5%) for 1,111 yards and 12 touchdowns with 1 interception and a 111.2 passer rating.
- At San Diego (12/12), missed lone game of season with appendectomy.

2009 (15/15 - Kansas City): Started 15 games in his first season with Chiefs. Led NFL with 10 touchdown passes in fourth-quarter action. Took over reins of a team that went 2-14 in 2008 and led club to 4-11 mark as the starter. Had six multi-touchdown games.

- At Philadelphia (9/27), posted season-high 124.5 passer rating.
- Against Cleveland (12/20), threw for a season-high 331 yards.

2008 (16/15 - New England): Pressed into starting duty for final 15 games and led the Patriots to a 10-5 mark with club going 11-5 but missing the AFC playoff field. Posted career-highs with 3,693 yards and 63.4 percent completions. Replaced Tom Brady in the lineup during season opener vs. Kansas City (9/7) when he went down with a knee injury. His 63.4 percent completion rate ranked third in New England team history and his yardage mark ranked eighth in club records. Won final four games of the season. Had five games with a passer rating of at least 100.

- At N.Y. Jets (9/14), recorded his first career start and notched a 19-10 win. Passed for 165 yards while completing 16 of 23 passes.
- Against N.Y. Jets (11/13), was 30-of-51 for 400 yards with three touchdowns and no interceptions (103.4 passer rating).
- At Miami (11/23), recorded his second consecutive 400-yard (415), three-touchdown game.
- At Oakland (12/14), posted his first career four-touchdown performance.

2007 (6/0 - New England): Played in six games during season, completing four of seven passes for 38 yards. Part of New England squad that became 1st NFL team to go 16-0 in regular season and fell in Super Bowl XLII.

- Against Washington (10/28), scored first career rushing touchdown on a 15-yard run.

2006 (6/0, 3/0 - New England): Saw time in six games. Completed five of eight passes during the season. Saw time in all three playoff games taking care of holding duties on field goals and extra points.

2005 (2/0, 1/0 - New England): Played in two games during rookie season.

- Against San Diego (10/2), saw action in his first career game and completed first career pass to running back Patrick Pass for a three-yard gain.
- Against Miami (1/1/06), tossed two touchdown passes, his first career touchdown pass going to Tim Dwight.
- Against Jacksonville (1/7/06), played in the AFC Wild Card game, taking a kneel down at the end of the game.

COLLEGE:

- Played in 25 career games at Southern Cal as a backup to Heisman Trophy winners Carson Palmer and Matt Leinart. Trojans won back-to-back national titles in 2003 and 2004.
- Saw some time at tight end as a junior.
- Saw action in career-high 10 games as a sophomore. Earned USC's Howard Jones/Football Alumni Club Academic Award for the upperclassman with the highest GPA.
- Played a season of baseball in 2004, going 0-1 as a starting pitcher for the Trojans.
- Graduated in 2004 with a degree in communications and business.

PERSONAL:

- He and his wife, Lauren, have four children.
- As a senior at Chatsworth (Calif.) High School, completed 137 of 261 passes for 2,020 yards with 14 touchdowns and five interceptions to go with 115 carries for 252 yards with 11 touchdowns.
- Helped Chatsworth win the Los Angeles City baseball title in 1999 while hitting .390 with three home runs and 29 RBIs as a first and third baseman.
- Has worked with Shadow Buddies program, a charity that makes condition-specific dolls for children's hospitals.
- Family lost its home in the 1994 Northridge, Calif., earthquake.
- Born Matthew Brennan Cassel on May 17, 1982 in Northridge, Calif.

MATT CASSEL'S GAME-BY-GAME

2005 New England Patriots				PASSING											RUSHING				
Date	Opp	W/L	P/S	Att	Cmp	Pct	Yds	Yds/Att	TD	Int	Lg	Sk	Lst	Rating	Att	Yds	Avg	Lg	TD
Sept 8	Oak	W	IA																
Sept 18	@ Car	L	IA																
Sept 25	@ Pit	W	IA																
Oct 2	SD	L	p	4	2	50.0	15	3.75	0	1	12	0	0	19.8	1	-1	-1.0	-1	0
Oct 9	@ Atl	W	IA																
Oct 16	@ Den	L	IA																
Oct 30	Buf	W	IA																
Nov 7	Ind	L	IA																
Nov 13	@ Mia	W	IA																
Nov 20	NO	W	IA																
Nov 27	@ KC	L	IA																
Dec 4	NYJ	W	IA																
Dec 11	@ Buf	W	IA																
Dec 17	TB	W	IA																
Dec 26	@ NYJ	W	IA																
Jan 1	Mia	L	p	20	11	55.0	168	8.40	2	0	36	1	1	116.3	5	13	2.6	9	0
Totals		10-6	2/0	24	13	54.2	183	7.63	2	1	36	1	1	89.4	6	12	2.0	9	0
Playoffs																			
Jan 7	Jax	W	p	0	0	-	0	-	0	0	-	0	0	-	1	-1	-1.0	-1	0
Jan 14	@ Den	L	IA																
Totals		1-1	1/0	0	0	-	0	-	0	0	-	0	0	-	1	-1	-1.0	-1	0
2006 New England Patriots																			
PASSING																			
RUSHING																			
Date	Opp	W/L	P/S	Att	Cmp	Pct	Yds	Yds/Att	TD	Int	Lg	Sk	Lst	Rating	Att	Yds	Avg	Lg	TD
Sept 10	Buf	W	DNP																
Sept 17	@ NYJ	W	DNP																
Sept 24	Den	L	DNP																
Oct 1	@ Cin	W	DNP																
Oct 8	Mia	W	DNP																
Oct 22	@ Buf	W	DNP																
Oct 30	@ Min	W	p	0	0	-	0	-	0	0	-	0	0	-	1	-1	-1.0	-1	0
Nov 5	Ind	L	DNP																
Nov 12	NYJ	L	DNP																
Nov 19	@ GB	W	p	0	0	-	0	-	0	0	-	1	5	-	0	0	-	-	0
Nov 26	Chi	W	DNP																
Dec 3	Det	W	DNP																
Dec 10	@ Mia	L	p	3	2	66.7	12	4.00	0	0	8	1	4	74.3	0	0	-	-	0
Dec 17	Hou	W	p	4	3	75.0	20	5.00	0	0	10	0	0	85.4	0	0	-	-	0
Dec 24	@ Jax	W	p	0	0	-	0	-	0	0	-	0	0	-	0	0	-	-	0
Dec 31	@ Ten	W	p	1	0	0.0	0	0.00	0	0	-	1	6	39.6	1	5	5.0	5	0
Totals		12-4	6/0	8	5	62.5	32	4.00	0	0	10	3	15	70.8	2	4	2.0	5	0
Playoffs																			
Jan 7	NYJ	W	p	0	0	-	0	-	0	0	-	0	0	-	0	0	-	-	0
Jan 14	@ SD	W	p	0	0	-	0	-	0	0	-	0	0	-	0	0	-	-	0
Jan 21	@ Ind	L	p	0	0	-	0	-	0	0	-	0	0	-	0	0	-	-	0
Totals		2-1	3/0	0	0	-	0	-	0	0	-	0	0	-	0	0	-	-	0
2007 New England Patriots																			
PASSING																			
RUSHING																			
Date	Opp	W/L	P/S	Att	Cmp	Pct	Yds	Yds/Att	TD	Int	Lg	Sk	Lst	Rating	Att	Yds	Avg	Lg	TD
Sept 9	@ NYJ	W	p	0	0	-	0	-	0	0	-	0	0	-	1	0	0.0	0	0
Sept 16	SD	W	DNP																
Sept 23	Buf	W	p	0	0	-	0	-	0	0	-	0	0	-	0	0	-	-	0
Oct 1	@ Cin	W	p	0	0	-	0	-	0	0	-	0	0	-	2	-3	-1.5	-1	0
Oct 7	Cle	W	DNP																
Oct 14	@ Dal	W	DNP																
Oct 21	@ Mia	W	p	2	0	0.0	0	0.00	0	1	-	0	0	0.0	0	0	-	-	0
Oct 28	Was	W	p	3	2	66.7	28	9.33	0	0	21	0	0	96.5	1	15	15.0	15t	1
Nov 4	@ Ind	W	DNP																
Nov 18	@ Buf	W	p	2	2	100.0	10	5.00	0	0	6	0	0	87.5	0	0	-	-	0
Nov 25	Phi	W	DNP																
Dec 3	@ Bal	W	DNP																
Dec 9	Pit	W	DNP																
Dec 16	NYJ	W	DNP																
Dec 23	Mia	W	DNP																
Dec 29	@ NYG	W	DNP																
Totals		16-0	6/0	7	4	57.1	38	5.43	0	1	21	0	0	32.7	4	12	3.0	15t	1

MATT CASSEL'S GAME-BY-GAME CONT.

2011 Kansas City Chiefs			PASSING												RUSHING				
Date	Opp	W/L	P/S	Att	Cmp	Pct	Yds	Yds/Att	TD	Int	Lg	Sk	Lst	Rating	Att	Yds	Avg	Lg	TD
Sept 11	Buf	L	S	36	22	61.1	119	3.31	1	1	20	2	14	64.5	0	0	-	-	0
Sept 18 @	Det	L	S	22	15	68.2	133	6.05	0	3	45	2	17	44.5	0	0	-	-	0
Sept 25 @	SD	L	S	24	17	70.8	176	7.33	2	1	43	1	5	102.1	1	1	1.0	1	0
Oct 2	Min	W	S	29	18	62.1	260	8.97	1	0	52t	3	13	102.7	4	20	5.0	11	0
Oct 9 @	Ind	W	S	29	21	72.4	257	8.86	4	0	41t	2	15	138.9	5	12	2.4	8	0
Oct 23 @	Oak	W	S	30	15	50.0	161	5.37	0	2	21	0	0	38.3	2	-2	-1.0	-1	0
Oct 31	SD	W	S	32	19	59.4	261	8.16	1	2	39t	3	14	69.9	2	14	7.0	7	0
Nov 6	Mia	L	S	39	20	51.3	253	6.49	0	0	37	5	26	71.8	9	38	4.2	11	0
Nov 13	Den	L	S	28	13	46.4	93	3.32	1	0	15	4	16	66.5	2	16	8.0	9	0
Nov 21 @	NE	Placed on injured reserve on Nov. 21, 2011																	
Totals		4-5	9/9	269	160	59.5	1713	6.37	10	9	52t	22	120	76.6	25	99	4.0	11	0

2012 Kansas City Chiefs			PASSING												RUSHING				
Date	Opp	W/L	P/S	Att	Cmp	Pct	Yds	Yds/Att	TD	Int	Lg	Sk	Lst	Rating	Att	Yds	Avg	Lg	TD
Sept 9	Atl	L	S	33	21	63.6	258	7.82	1	2	24	3	17	72.5	4	20	5.0	13	1
Sept 16 @	Buf	L	S	42	23	54.8	301	7.17	2	1	33t	5	29	83.5	2	25	12.5	21	0
Sept 23 @	NO	W	S	44	26	59.1	248	5.64	0	1	20	3	11	65.3	1	2	2.0	2	0
Sept 30	SD	L	S	42	24	57.1	251	5.98	2	3	29t	2	17	60.7	0	0	-	-	0
Oct 7	Bal	L	S	15	9	60.0	92	6.13	0	2	26	0	0	38.1	4	14	3.5	12	0
Oct 14 @	TB	L	IA																
Oct 28	Oak	L	p	30	20	66.7	218	7.27	1	1	46	2	15	85.1	7	35	5.0	15	0
Nov 1 @	SD	L	S	29	19	65.5	181	6.24	0	1	22	1	5	68.3	6	37	6.2	14	0
Nov 12 @	Pit	L	S	26	11	42.3	154	5.92	0	1	38	2	6	46.0	2	12	6.0	9	0
Nov 18	Cin	L	S	16	8	50.0	93	5.81	0	0	26	1	1	68.0	1	0	0.0	0	0
Nov 25	Den	L	DNP																
Dec 2	Car	W	DNP																
Dec 9 @	Cle	L	DNP																
Dec 16 @	Oak	L	DNP																
Dec 23	Ind	L	DNP																
Dec 30 @	Den	L	DNP																
Totals		2-14	9/8	277	161	58.1	1796	6.48	6	12	46	19	101	66.7	27	145	5.4	21	1

2013 Minnesota Vikings			PASSING												RUSHING				
Date	Opp	W/L	P/S	Att	Cmp	Pct	Yds	Yds/Att	TD	Int	Lg	Sk	Lst	Rating	Att	Yds	Avg	Lg	TD
Sept 8 @	Det	L	DNP																
Sept 15 @	Chi	L	DNP																
Sept 22	Cle	L	DNP																
Sept 29	Pit	W	S	25	16	64.0	248	9.92	2	0	70t	1	0	123.4	2	5	2.5	7	0
Oct 13	Car	L	S	44	32	72.7	241	5.48	1	2	23t	3	26	74.1	2	7	3.5	6	0
Oct 21 @	NYG	L	IA																
Oct 27	GB	L	DNP																
Nov 3 @	Dal	L	DNP																
Nov 7	Was	W	p	6	4	66.7	47	7.83	0	0	25	0	0	90.3	1	-1	-1.0	-1	0
Nov 17 @	Sea	L	p	13	5	38.5	78	6.00	1	1	30	0	0	52.7	0	0	-	-	0
Nov 24 @	GB	T	DNP																
Dec 1	Chi	W	p	33	20	60.6	243	7.36	1	1	24	2	9	80.7	1	0	0.0	0	0
Dec 8 @	Bal	L	S	38	17	44.7	265	6.97	2	0	79t	0	0	86.0	2	6	3.0	5	0
Dec 15	Phi	W	S	35	26	74.3	382	10.91	2	1	57t	3	12	116.6	3	19	6.3	12	1
Dec 22 @	Cin	L	S	27	13	48.1	114	4.22	1	3	36t	4	20	32.6	3	16	5.3	13	0
Dec 29	Det	W	S	33	20	60.6	189	5.73	1	1	23	3	18	73.9	4	5	1.3	7	0
Totals		5-10-1	9/6	254	153	60.2	1807	7.11	11	9	79t	16	85	81.6	18	57	3.2	13	1

2014 Minnesota Vikings			PASSING												RUSHING				
Date	Opp	W/L	P/S	Att	Cmp	Pct	Yds	Yds/Att	TD	Int	Lg	Sk	Lst	Rating	Att	Yds	Avg	Lg	TD
Sept 7 @	StL	W	S	25	17	68.0	170	6.80	2	0	22	0	0	113.8	5	-3	-0.6	0	0
Sept 14	NE	L	S	36	19	52.8	202	5.61	1	4	26	6	39	39.1	3	16	5.3	13	0
Sept 21 @	NO	L	S	10	5	50.0	53	5.30	0	0	28	0	0	65.8	1	5	5.0	5	0
Sept 28	Atl	Placed on injured reserve on Sept. 24, 2014																	
Totals		1-2	3/3	71	41	57.7	425	5.99	3	4	28	6	39	65.8	9	18	2.0	13	0

2015 Buffalo Bills/Dallas Cowboys			PASSING												RUSHING						
Date	Opp	W/L	P/S	Att	Cmp	Pct	Yds	Yds/Att	TD	Int	Lg	Sk	Lst	Rating	Att	Yds	Avg	Lg	TD		
Sept 13	Ind	W	S	0	0	-	0	-	0	0	-	0	0	-	0	0	-	-	0		
Sept 20	NE	L	DNP	*With Buffalo for first two games of season; traded to Dallas on September 22, 2015																	
Sept 27	Atl	L	IA																		
Oct 4 @	NO	L	IA																		
Oct 11	NE	L	DNP																		
Oct 25 @	NYG	L	S	27	17	63	227	8.41	1	3	35	1	0	62.3	1	4	4	4	0		
Nov 1	Sea	L	S	25	13	52	97	3.88	0	0	15	1	6	61.6	4	43	10.8	24	0		
Nov 8	Phi	L	S	38	25	65.8	299	7.87	3	1	51	4	22	105	2	17	8.5	11	0		

MATT CASSEL'S GAME-BY-GAME CONT.

Date	Opp	W/L	P/S	Att	Cmp	Pct	Yds	Yds/Att	TD	Int	Lg	Sk	Lst	Rating	Att	Yds	Avg	Lg	TD
Nov 15	@ TB	L	S	29	19	65.5	186	6.41	0	1	24	3	12	69	1	2	2	2	0
Nov 22	@ Mia	W	DNP																
Nov 26	Car	L	p	19	13	68.4	93	4.89	1	0	14	1	10	97	2	9	4.5	5	0
Dec 7	@ Was	W	S	29	16	55.2	223	7.69	0	0	42	1	2	80.1	2	-3	-1.5	7	0
Dec 13	@ GB	L	S	29	13	44.8	114	3.93	0	1	19	2	15	41.5	3	6	2	3	0
Dec 19	NYJ	L	S	8	3	37.5	37	4.63	0	1	17	1	19	13	0	0	-	-	0
Dec 27	@ Buf	L	DNP																
Jan 3	Was	L	DNP																
Totals		3-13	9/8	204	119	58.3	1276	6.25	5	7	51	14	86	70.6	15	78	5.2	24	0

2016 Tennessee Titans				PASSING											RUSHING				
Date	Opp	W/L	P/S	Att	Cmp	Pct	Yds	Yds/Att	TD	Int	Lg	Sk	Lst	Rating	Att	Yds	Avg	Lg	TD
Sept 11	Min	L	DNP																
Sept 18	@ Det	W	p	0	0	0.0	0	0.0	0	0	0	0	0	0.0	1	-1	-1.0	-1	0
Sept 25	Oak	L	DNP																
Oct 2	@ Hou	L	DNP																
Oct 9	@ Mia	W	DNP																
Oct 16	Cle	W	DNP																
Oct 23	Ind	L	DNP																
Oct 27	Jax	W	p	1	1	100.0	10	10.0	0	0	10	0	0	108.3	1	2	2.0	2	0
Nov 6	@ SD	L	DNP																
Nov 13	GB	W	DNP																
Nov 20	@ Ind	L	DNP																
Nov 27	@ Chi	W	DNP																
Dec 11	Den	W	DNP																
Dec 18	@ KC	W	DNP																
Dec 24	@ Jax	L	p	24	13	54.2	124	5.2	1	1	24	1	6	65.3	0	0	-	0	0
Jan 1	Hou	W	S	26	16	61.5	150	5.8	1	1	50	4	17	74.2	2	2	1.0	3	0
Totals		9-7	4/1	51	30	58.8	284	5.6	2	2	50	5	23	71.0	4	3	0.8	3	0

MATT CASSEL'S NFL STATISTICS

REGULAR SEASON				PASSING										RUSHING				
Year	Team	GP/GS	Att	Cmp	Pct	Yds	Yd/Att	TD	INT	Lg	Sk	Yds	Rat	Att	Yds	Avg	Lg	TD
2005	NE	2/0	24	13	54.2	183	7.6	2	1	36	1	1	89.4	6	12	2	9	0
2006	NE	6/0	8	5	62.5	32	4	0	0	10	3	15	70.8	2	4	2	5	0
2007	NE	6/0	7	4	57.1	38	5.4	0	1	21	0	0	32.7	4	12	3	15t	1
2008	NE	16/15	516	327	63.4	3693	7.2	21	11	76t	47	219	89.4	73	270	3.7	19	2
2009	KC	15/15	493	271	55	2924	5.9	16	16	61	42	243	69.9	50	189	3.8	13	0
2010	KC	15/15	450	262	58.2	3116	6.9	27	7	75t	26	182	93	33	125	3.8	23	0
2011	KC	9/9	269	160	59.5	1713	6.4	10	9	52t	22	120	76.6	25	99	4	11	0
2012	KC	9/8	277	161	58.1	1796	6.5	6	12	46	19	101	66.7	27	145	5.4	21	1
2013	Min	9/6	254	153	60.2	1807	7.1	11	9	79t	16	85	81.6	18	57	3.2	13	1
2014	Min	3/3	71	41	57.7	425	6	3	4	28	6	39	65.8	9	18	2	13	0
2015	Buf/Dal	9/8	204	119	58.3	1276	6.3	5	7	51	14	86	70.6	15	78	5.2	24	0
2016	Ten	4/1	51	30	58.8	284	5.6	2	2	50	5	23	71.0	4	3	0.8	3	0
NFL Totals		103/80	2,624	1,546	58.9	17,287	6.6	103	79	79t	201	1,114	79.2	266	1,012	3.8	24	5

Career record as starter: 36-44 (.450)

PLAYOFFS				PASSING										RUSHING				
Year	Team	GP/GS	Att	Cmp	Pct	Yds	Yd/Att	TD	INT	Lg	Sk	Yds	Rat	Att	Yds	Avg	Lg	TD
2005	NE	1/0	0	0	-	0	-	0	0	-	0	0	-	1	-1	-1.0	-1	0
2006	NE	3/0	0	0	-	0	-	0	0	-	0	0	-	0	0	-	-	0
2010	KC	1/1	18	9	50.0	70	3.9	0	3	22	3	17	20.4	3	6	2.0	5	0
NFL Totals		5/1	18	9	50.0	70	3.9	0	3	22	3	17	20.4	4	5	1.3	5	0

Career playoff record as starter: 0-1

Single-Game Highs

Attempts - 53 at Denver (11/14/10)

Completions - 33 at Denver (11/14/10)

Passing Yards - 469 at Denver (11/14/10)

Touchdown Passes - 4 (Four times, last at Indianapolis 10/9/11)

Long Completion - 79t at Baltimore (12/8/13)

Passer Rating - 144.0 vs. Jacksonville (10/24/10)

Rushes - 9 (twice, last vs. Miami 11/6/11)


Rushing Yards - 62 vs. N.Y. Jets (11/13/08)

Long Rush - 24 vs. Seattle (11/1/15)

Rushing Touchdowns - 1 (five times, last vs Philadelphia 12/15/13)

Additional Statistics

Fumble Recovery - 1 (2016)



78 JACK CONKLIN

TACKLE • 6'6" • 308 LBS • COLLEGE: MICHIGAN STATE
 ACQUIRED: 1ST ROUND - 2016 • NFL EXPERIENCE (NFL/TITANS): 2/2
 HOMETOWN: PLAINWELL, MICH.
 GAMES PLAYED/GAMES STARTED: 16/16 (PLAYOFFS: 0/0)



PRO: With the eighth overall selection in the 2016 NFL Draft, the Titans selected former Michigan State tackle Jack Conklin. The 6-foot-6-inch, 308-pounder played primarily on the left side in college but possesses the versatility and physical prowess to play right tackle at the pro level. He was the first draft pick by a general manager (Jon Robinson) and head coach (Mike Mularkey) who vowed to acquire "tough, physical, smart and accountable" players. Conklin made an immediate impact in his first season with the Titans by starting all 16 games and being named first-team All-Pro at right tackle. After choosing to forgo his senior season, Conklin became the third offensive lineman drafted by the Titans in the first round in a four-year span, joining Chance Warmack (2013) and Taylor Lewan (2014). He became the first Michigan State offensive lineman to be selected in the first round since 1989 (Tony Mandarich, No. 2 overall by Green Bay) and also the highest drafted Spartan since wide receiver Charles Rogers (No. 2) in 2003.

CAREER HIGHLIGHTS:

- As a rookie in 2016, Conklin was named first-team Associated Press All-Pro at right tackle. He started all 16 games on the right side and was a part of an offensive front that blocked for the NFL's third-ranked rushing attack which averaged 136.7 rush yards per game.
- Became the first franchise rookie to earn first-team All-Pro honors since Jevon Kearse in 1999.
- In his final season at Michigan State, Conklin was named second-team All-American by The Associated Press and was on numerous All-Big Ten teams.

TITANS TIDBITS:

- After not receiving a single Division I scholarship offer, Conklin began his time at Michigan State as a preferred walk-on in 2012. He impressed enough in his redshirt season to earn a scholarship in the spring of 2013.
- At Plainwell (Mich.) High School, Conklin's head coach was his father, Darren Conklin, who once was a walk-on at Michigan under Wolverines head coach Bo Schembechler.
- His mother, Jennifer Jackson, was an All-American swimmer at the University of Michigan.
- Conklin's grandfather, Ron Jackson, was a professional baseball player. He played first base for the Chicago White Sox and Boston Red Sox.
- Conklin is involved with a pediatric cancer organization called DC Strong, founded by his childhood friend Dustin Colyer, who overcame Wilms' tumor kidney cancer.
- Conklin traveled to Australia in 2015 to participate in Michigan State's study abroad International Summer Sports Program.
- Conklin hopes to one day own his own farm.

CAREER TRANSACTIONS:

- The Plainwell, Mich., native was selected by the Titans in the first round (eighth overall) of the 2016 NFL Draft.

SEASON RECAPS:

- 2016 (16/16):** Started all 16 games at right tackle as a rookie and was a part of an offensive front that blocked for the NFL's third-ranked rushing attack which averaged 136.7 rush yards per game. Named first-team Associated Press All-Pro at right tackle. Appeared in his first career NFL game as the starter at right tackle against Minnesota (9/11/16).
- Against Minnesota (9/11), made his NFL debut as the starting right tackle.
 - At Detroit (9/18), started at right tackle and blocked for an offense that amassed 363 total yards in a 16-15 comeback win.

- Against Oakland (9/25), started at right tackle and was a part of an offensive line that helped produce 393 total yards and allow just one sack on 33 pass attempts.
- At Miami (10/9), started at right tackle and was a member of an offensive front that opened holes for Titans' rushers to gain 235 yards on the ground and did not allow a sack on 29 pass attempts.
- Against Cleveland (10/16), started at right tackle and blocked for an offense that compiled a season-high 407 total yards, including 137 rushing yards.
- Against Jacksonville (10/27), started at right tackle and opened holes for Titans' ball carriers to accumulate 214 yards on the ground. Was a part of an offensive front that did not allow a sack in 23 pass attempts.
- At San Diego (11/6), started at right tackle and was a part of an offensive line that did not allow a sack on 43 pass attempts.
- Against Green Bay (11/13), started at right tackle and blocked for an offense that amassed 446 total yards and six touchdowns in a 47-25 victory against the Packers.
- At Chicago (11/27), started at right tackle and was a member of an offensive front that did not allow a sack on 23 pass attempts. Blocked for Titans' ball carriers to gain 149 yards on the ground.
- Against Denver (12/11), started at right tackle and was a part of an offensive line that opened holes for Titans' rushers to amass 180 rushing yards on 42 carries in a 13-10 victory over the Broncos.
- At Kansas City (12/18), started at right tackle and helped pave the way for Titans' ball carriers to gain 148 yards on the ground. Member of an offensive front that allowed just one sack for zero yards on 33 pass attempts.

COLLEGE:

- The three-year letterwinner was a three-year starter at left tackle for the Spartans. He started 38 of his 39 career games (35 at left tackle, three at right tackle) and recorded more than 235 career knockdowns. Three of his career starts at left tackle came in bowl games (2014 Rose, 2015 Cotton, 2016 College Football Playoff Semifinal at Cotton Bowl).
- As a junior (2015), started 12 games at left tackle. Named All-American by numerous outlets, including Sporting News (first team), USA Today (first team), Associated Press (second team), CBS Sports (second team), Football Writers Association of America (second team), Walter Camp Football Foundation (second team), Phil Steele (third team) and SI.com (honorable mention). Became the first Spartan offensive tackle to be named a first-team All-American since Flozell Adams in 1997. Named first-team All-Big Ten by the coaches and media, as well as Associated Press, Athlon Sports, BTN.com, ESPN.com and Phil Steele. Missed two contests (Purdue and Rutgers) with a leg injury. Had 65.5 knockdowns during the regular season and graded out as a winner in eight of his 10 regular-season games. At Michigan (10/17), returned to action after missing two games and was named the Spartan Offensive Lineman of the Week after recording 7.5 knockdowns. The Spartans won the game on the final play, a mishandled punt attempt by Michigan and subsequent fumble return for a touchdown by Michigan State.
- As a sophomore (2014), started 13 games at left tackle and was named a second-team All-Big Ten selection by coaches and media. Earned first-team All-Big Ten honors by BTN.com and second-team by Athlon Sports and Phil Steele. Led team with 113.5 knockdowns, including nine dominators, and played a team-high 959 snaps. Only allowed 2.5 sacks all season. Recipient of MSU's Outstanding Underclass Lineman Award (offense) for the second year in a row.
- As a redshirt freshman (2013), started 13 games (10 at left tackle; three at right tackle) and saw action in all 14 games in his first season. Started

at right tackle the first three games of the season (vs. Western Michigan, South Florida and Youngstown State) and also saw action at left tackle in the first four games. Named first-team Freshman All-American by Sporting News, CollegeFootballNews.com and the Football Writers Association of America and was named to ESPN.com Big Ten All-Freshman Team. Named Academic All-Big Ten. Credited with 55 knockdowns during the regular season.

- As a freshman (2012), redshirted as a preferred walk-on.
- Majored in interdisciplinary studies of the social sciences.

PERSONAL:

- Married to Caitlyn and the couple has a daughter, Riley.
- Attended Plainwell (Mich.) High School, where he started for three seasons for his father, head coach Darren Conklin.
- Earned all-state honorable mention by The Associated Press and The Detroit News as a senior in 2011. Added first-team All-Wolverine Conference and first-team All-Allegan County honors after starting at right tackle and defensive end. Registered two sacks and a team-high 80 tackles as a senior.
- Started two years as a center for his high school basketball team, averaging a double-double as a senior (17.1 points and 10.4 rebounds per game).
- Also lettered in track (shot put and discus) in high school and was a member of the National Honor Society.
- Follow Conklin on Twitter at @jack_conklin74.
- Follow Conklin on Instagram at @jack_conklin78.
- List of favorites: (TV show) "House of Cards"; (movie) "Gladiator"; (musician or band) Blink-182, Granger Smith; (athlete as a child) Cory Schlesinger; (childhood sports teams) Detroit Tigers, Detroit Pistons, Detroit Red Wings; (guilty pleasure) boneless chicken wings and ice cream.
- Born Jonathan Jackson Conklin on Aug. 17, 1994 in Plainwell, Mich.

JACK CONKLIN'S NFL STATISTICS

REGULAR SEASON

Year	Team	GP	GS
2016	Tennessee	16	16
NFL Totals		16	16

Starts Breakdown:

2016 - RT 16



86 JEROME CUNNINGHAM

TIGHT END • 6'3" • 250 LBS • COLLEGE: SOUTHERN CONNECTICUT STATE
 ACQUIRED: WAIVERS - 2016 (NYJ) • NFL EXPERIENCE (NFL/TITANS): 2/1
 HOMETOWN: WATERBURY, CONN.
 GAMES PLAYED/GAMES STARTED: 9/3 (PLAYOFFS: 0/0)



PRO: The Titans claimed Jerome Cunningham off waivers from the New York Jets during the 2016 offseason to add competition and depth to the tight end position. The 6-foot-3-inch, 250-pounder was originally signed as a rookie free agent by the New York Giants in the 2014 offseason. The Southern Connecticut State product spent his first two seasons as a member of the Giants.

CAREER HIGHLIGHTS:

- In 2015, he recorded three starts in nine games with the Giants and totaled 59 yards on eight receptions.

TITANS TIDBITS:

- Off the field, Cunningham enjoys video games and traveling. Recent vacations have taken him to Cancun and Las Vegas.
- During the offseason, he uses an intense CrossFit regimen to help stay in shape.

CAREER TRANSACTIONS:

- The Waterbury, Conn., native was originally signed by the New York Giants as an undrafted free agent on August 6, 2014.
- Released by the Giants on Aug. 26, 2014 and signed to the team's practice squad on Sept. 3, 2014.
- Signed by the Giants to their active roster from the practice squad on Dec. 17, 2014.
- Released by the Giants on Oct. 19, 2015 and added to the practice squad two days later.
- Signed by the Giants to their active roster on Nov. 5, 2015.
- Re-signed by the Giants on March 21, 2016.
- Released by the Giants on May 6, 2016.
- Claimed by the New York Jets off waivers from the Giants on May 9, 2016.
- Released by the Jets on May 24, 2016.
- Claimed by the Tennessee Titans off waivers from the Jets on May 25, 2016.
- Released by the Titans on Sept. 2, 2016 and signed to the practice squad three days later.
- Re-signed by the Titans on Jan. 2, 2017.

SEASON RECAPS:

2016 (0/0 - Tennessee Titans): Spent the entire season on the practice squad.

2015 (9/3 - New York Giants): Appeared in nine games with three starts for the Giants and collected eight receptions for 59 yards. Was inactive for four games. Was not on active roster for three contests after being waived Oct. 19 and added to practice squad on Oct. 21. Was elevated back to active roster Nov. 5 where he played in each of the final eight games of the season.

- Against Atlanta (9/20), made his NFL debut and made one reception for three yards.
- At Tampa Bay (11/8), saw action as a reserve at tight end and caught two passes for 10 yards.
- Against New England (11/15), made his first career start and caught one pass for 16 yards.
- At Minnesota (12/27), saw action as a reserve at tight end and caught two passes for 21 yards.

2014 (0/0 - New York Giants): Spent most of the season on the practice squad before being signed to the team's active roster on Dec. 17, 2014. Was on the roster for the final two games of the 2014 season, but was inactive at St. Louis (12/21) and against Philadelphia (12/28).

COLLEGE:

- Played four seasons at Southern Connecticut State, making 61 receptions for 690 yards and seven touchdowns.
- As a senior in 2012, he finished the year with 29 catches for 337 yards and two touchdowns.
- Majored in sports management at Southern Connecticut State.

PERSONAL:

- Attended Crosby (Conn.) High School.
- Follow Cunningham on Twitter at @J_Cunningham89.
- Follow Cunningham on Instagram at @j_cunningham84.
- Born Jerome Cunningham on May 25, 1991 in Waterbury, Conn.

JEROME CUNNINGHAM'S NFL STATISTICS

REGULAR SEASON		RECEIVING							RUSHING				
Year	Team	GP	GS	No	Yds	Avg	Lg	TD	Att	Yds	Avg	Lg	TD
2014	N.Y. Giants	0	0										
							Practice Squad						
2015	N.Y. Giants	9	3	8	59	7.4	16	0	0	0	-	-	0
2016	Tennessee	0	0										
							Practice Squad						
NFL Totals		9	3	8	59	7.4	16	0	0	0	-	-	0

Single-Game Highs

Receptions - 2 (Twice, last at Minnesota 12/27/15)
 Receiving Yards - 21 at Minnesota (12/27/15)
 Long Reception - 16 vs. New England (11/15/15)

Additional Statistics

Tackles - 1 (2015)



37 JOHNATHAN CYPRIEN

SAFETY • 6'0" • 223 LBS • COLLEGE: FLORIDA INTERNATIONAL
 ACQUIRED: UNRESTRICTED FREE AGENT (JACKSONVILLE) - 2017
 NFL EXPERIENCE (NFL/TITANS): 5/1 • HOMETOWN: NORTH MIAMI BEACH, FLA.
 GAMES PLAYED/GAMES STARTED: 60/60 (PLAYOFFS: 0/0)



PRO: At the start of the 2017 NFL free agency period, the Titans targeted veteran leadership in the secondary and signed safety Johnathan Cyprien, bringing the four-year veteran to Nashville. The 6-foot, 223-pounder was originally drafted by the Jacksonville Jaguars in the second round of the 2013 NFL Draft. The Florida International product arrived in Tennessee coming off arguably the best season of his career when he led all NFL safeties with 126 tackles.

CAREER HIGHLIGHTS:

- In 2016, Cyprien led all NFL safeties and finished second on the Jaguars with 126 tackles.
- As a rookie in 2013, Cyprien finished second on the team with 98 tackles, while posting two forced fumbles, an interception, a sack and six passes defended.

TITANS TIDBITS:

- In 2015, Cyprien started the CypSquad ARY Foundation which benefits different programs for at-risk youth in the South Florida area.

CAREER TRANSACTIONS:

- The North Miami Beach, Fla., native was selected by the Jacksonville Jaguars in the second round (33rd overall) of the 2013 NFL Draft.
- Signed by the Titans as an unrestricted free agent on March 10, 2017.

SEASON RECAPS:

2016 (16/16 - Jacksonville): Ranked second on the team with 126 tackles and added a sack, four passes defended, a forced fumble and a fumble recovery.

- Against Green Bay (9/11), led the team with nine solo tackles.
- At San Diego (9/18), made seven tackles and recovered a fumble caused by Yannick Ngakoué's strip-sack in the second quarter.
- Against Oakland (10/23), collected a season-high 11 solo tackles.
- At Detroit (11/20), notched seven tackles, including two tackles for loss.
- At Buffalo (11/27), posted five solo tackles, including his first sack since his rookie season.
- Against Minnesota (12/11), led the team with 14 tackles and a pass defended. Forced a fumble at the goal line that was recovered by Malik Jackson.
- At Houston (12/18), tallied a career-high 17 tackles, the second-most in the NFL during the 2016 season.

2015 (14/14 - Jacksonville): Started 14 games at strong safety and collected 107 tackles, two passes defended, an interception, a tackle for loss, a forced fumble and a fumble recovery.

- At Indianapolis (10/4), returned from injury and tallied a team-high 14 tackles and his first career fumble recovery.
- Against Buffalo (10/25), made seven tackles and recorded a forced fumble that was recovered by Josh Evans at the Jacksonville four-yard line.
- At N.Y. Jets (11/8), notched 13 tackles, including two tackles for loss and a pass defended.
- Against Indianapolis (12/13), started at strong safety and made six tackles, a pass defended and an interception, which he returned 48 yards to the Indianapolis one-yard line.
- At Houston (1/3), started at strong safety and finished with a team-high 14 tackles.

2014 (15/15 - Jacksonville): Led the team with a then career-high 111 tackles, the third-most among NFL defensive backs. Started 15 games at strong safety and registered four passes defended, five tackles for loss and

three special teams tackles.

- At Tennessee (10/12), registered a then career-high 14 tackles along with a tackle for loss and a pass defended. Added one special teams tackle.
- At Baltimore (12/14), had a team-high nine tackles and added a pass defended.
- At Houston (12/28), produced 11 tackles and two tackles for loss.

2013 (15/15 - Jacksonville): Started 15 games at strong safety as a rookie and ranked second on the team with 98 tackles along with two forced fumbles, an interception, a sack, six passes defended, three quarterback hits and a tackle for loss.

- Against Kansas City (9/8), made NFL debut with start at strong safety and produced three solo tackles and one quarterback hit.
- At Oakland (9/15), led the secondary with eight tackles and forced a fumble of Darren McFadden in the fourth quarter.
- At Seattle (9/22), stripped Russell Wilson in the second quarter, forcing a fumble that was recovered by Brandon Deaderick. Marked his first career sack and second consecutive game with a forced fumble.
- At St. Louis (10/6), led the team with a then career-high 12 tackles.
- At Cleveland (12/1), made his first career interception, picking off Brandon Weeden in the second quarter. Added nine tackles, a pass defended and a special teams tackle.
- At Indianapolis (12/29), led the team with three passes defended and added six solo tackles.

COLLEGE:

- Appeared in 50 career games, starting the final 45 contests at Florida International and totaled a school-record 365 tackles, 22 passes defended, 13.5 tackles for a loss, seven interceptions (one returned for a touchdown), a school-record six forced fumbles, two fumble recoveries and one sack.
- His 213 solo tackles ranked fifth overall (second among defensive backs) among active NCAA FBS players.
- As a senior (2012), named a team captain and selected to the All-Sun Belt Conference first team. Widely-regarded as the top safety to ever play at FIU, he once again led the team with 93 tackles, including school-highs in solo stops (54) and assisted tackles (39). Also recorded a team-high four interceptions, along with five pass breakups, 3.5 tackles for loss and a forced fumble. Started all 12 games, as well as every game the past three seasons (2010-12), and has started the most career games at safety at FIU (45), which is the third-most amount of starts at any position for a Panther.
- As a junior (2011), selected All-Sun Belt Conference second team after recording 81 tackles (third-highest on the team), to go along with 5.5 tackles for loss and a team-high eight passes defended. The tackle total was good for 18th in the Sun Belt and the eight pass break-ups tied for third all-time in a season in program history.
- As a sophomore (2010), named All-Sun Belt Conference second team after leading the team with 113 tackles, the fourth-best single-season total in FIU history.
- As a freshman (2009), named honorable mention All-Sun Belt Conference after appearing in all 12 games with seven starts and finishing second on the team with 78 tackles. Recorded an interception, three breakups and forced two fumbles.
- Majored in physical therapy at Florida International.

PERSONAL:

- Attended North Miami Beach (Fla.) High School.
- Served as team captain as a senior and selected to the Miami Herald All-Dade and District 12-6A first team.
- Played both strong safety and wide receiver.

- Has four siblings, Clay, Schnider, Sheena and Christian.
- Follow Cyprien on Twitter at @cyp.
- Follow Cyprien on Instagram at @cyp.
- Born Johnathan Ken Cyprien on July 29, 1990 in North Miami Beach, Fla.

JOHNATHAN CYPRIEN'S GAME-BY-GAME

2013 Jacksonville Jaguars

Date	Opp	W/L	P/S	Tot	Solo	Asst	Sk	- Yds	QB	TFL	Int - Yds	-TD	PD	FF	FR - Yds	SpT				
Sept 8	Kan	L	S	3	3	0	0.0	0.0	NA	NA	0	0	0	0	0	0	NA			
Sept 15	@ Oak	L	S	8	7	1	0.0	0.0	NA	NA	0	0	0	0	1	0	0	NA		
Sept 22	@ Sea	L	S	7	3	4	1.0	0.0	NA	NA	0	0	0	0	1	0	0	NA		
Sept 29	Ind	L	S	5	4	1	0.0	0.0	NA	NA	0	0	0	0	0	0	0	NA		
Oct 6	@ StL	L	S	12	12	0	0.0	0.0	NA	NA	0	0	0	0	0	0	0	NA		
Oct 13	@ Den	L	S	5	5	0	0.0	0.0	NA	NA	0	0	0	0	0	0	0	NA		
Oct 20	SD	L	S	5	4	1	0.0	0.0	NA	NA	0	0	0	0	0	0	0	NA		
Oct 27	SF	L	S	2	2	0	0.0	0.0	NA	NA	0	0	0	0	0	0	0	NA		
Nov 10	@ Ten	W	S	3	2	1	0.0	0.0	NA	NA	0	0	0	0	0	0	0	NA		
Nov 17	Ari	L	S	8	8	0	0.0	0.0	NA	NA	0	0	0	0	0	0	0	NA		
Nov 24	@ Hou	W	S	6	4	2	0.0	0.0	NA	NA	0	0	0	2	0	0	0	NA		
Dec 1	@ Cle	W	S	9	8	1	0.0	0.0	NA	NA	1	27	0	1	0	0	0	NA		
Dec 5	Hou	W	S	10	7	3	0.0	0.0	NA	NA	0	0	0	0	0	0	0	NA		
Dec 15	Buf	L	IA																	
Dec 22	Ten	L	S	9	7	2	0.0	0.0	NA	NA	0	0	0	0	0	0	0	NA		
Dec 29	@ Ind	L	S	6	6	0	0.0	0.0	NA	NA	0	0	0	3	0	0	0	NA		
Totals				4-12	15/15	98	82	16	1.0	0.0	NA	NA	1	27	0	6	2	0	0	5

2014 Jacksonville Jaguars

Date	Opp	W/L	P/S	Tot	Solo	Asst	Sk	- Yds	QB	TFL	Int - Yds	-TD	PD	FF	FR - Yds	SpT					
Sept 7	@ Phi	L	S	0	0	0	0.0	0.0	NA	NA	0	0	0	0	0	0	0	0	NA		
Sept 14	@ Was	L	IA																		
Sept 21	Ind	L	S	7	3	4	0.0	0.0	NA	NA	0	0	0	0	0	0	0	0	0	NA	
Sept 28	@ SD	L	S	6	4	2	0.0	0.0	NA	NA	0	0	0	0	0	0	0	0	0	NA	
Oct 5	Pit	L	S	10	8	2	0.0	0.0	NA	NA	0	0	0	0	0	0	0	0	0	NA	
Oct 12	@ Ten	L	S	14	11	3	0.0	0.0	NA	NA	0	0	0	1	0	0	0	0	0	NA	
Oct 19	Cle	W	S	4	4	0	0.0	0.0	NA	NA	0	0	0	0	0	0	0	0	0	NA	
Oct 26	Mia	L	S	9	9	0	0.0	0.0	NA	NA	0	0	0	0	0	0	0	0	0	NA	
Nov 2	@ Cin	L	S	9	4	5	0.0	0.0	NA	NA	0	0	0	0	0	0	0	0	0	NA	
Nov 9	Dal	L	S	5	5	0	0.0	0.0	NA	NA	0	0	0	0	0	0	0	0	0	NA	
Nov 23	@ Ind	L	S	8	4	4	0.0	0.0	NA	NA	0	0	0	1	0	0	0	0	0	NA	
Nov 30	NYG	W	S	7	6	1	0.0	0.0	NA	NA	0	0	0	0	0	0	0	0	0	NA	
Dec 7	Hou	L	S	8	5	3	0.0	0.0	NA	NA	0	0	0	0	0	0	0	0	0	NA	
Dec 14	@ Bal	L	S	9	4	5	0.0	0.0	NA	NA	0	0	0	1	0	0	0	0	0	NA	
Dec 18	Ten	W	S	4	3	1	0.0	0.0	NA	NA	0	0	0	0	0	0	0	0	0	NA	
Dec 28	@ Hou	L	S	11	7	4	0.0	0.0	NA	NA	0	0	0	0	0	0	0	0	0	NA	
Totals				3-13	15/15	111	77	34	0.0	0.0	NA	NA	0	0	0	3	0	0	0	0	3

2015 Jacksonville Jaguars

Date	Opp	W/L	P/S	Tot	Solo	Asst	Sk	- Yds	QB	TFL	Int - Yds	-TD	PD	FF	FR - Yds	SpT					
Sept 13	Car	L	S	4	3	1	0.0	0.0	NA	NA	0	0	0	0	0	0	0	0	0	0	NA
Sept 20	Mia	W	IA																		
Sept 27	@ NE	L	IA																		
Oct 4	@ Ind	L	S	14	11	3	0.0	0.0	NA	NA	0	0	0	0	0	0	1	0	0	0	NA
Oct 11	@ TB	L	S	5	4	1	0.0	0.0	NA	NA	0	0	0	0	0	0	0	0	0	0	NA
Oct 18	Hou	L	S	4	4	0	0.0	0.0	NA	NA	0	0	0	0	0	0	0	0	0	0	NA
Oct 25	Buf	W	S	7	7	0	0.0	0.0	NA	NA	0	0	0	0	0	1	0	0	0	0	NA
Nov 8	@ NYJ	L	S	13	7	6	0.0	0.0	NA	NA	0	0	0	1	0	0	0	0	0	0	NA
Nov 15	@ Bal	W	S	7	5	2	0.0	0.0	NA	NA	0	0	0	0	0	0	0	0	0	0	NA
Nov 19	Ten	W	S	7	7	0	0.0	0.0	NA	NA	0	0	0	0	0	0	0	0	0	0	NA
Nov 29	SD	L	S	3	3	0	0.0	0.0	NA	NA	0	0	0	0	0	0	0	0	0	0	NA
Dec 6	@ Ten	L	S	11	7	4	0.0	0.0	NA	NA	0	0	0	0	0	0	0	0	0	0	NA
Dec 13	Ind	W	S	6	2	4	0.0	0.0	NA	NA	1	48	0	1	0	0	0	0	0	0	NA
Dec 20	Atl	L	S	5	5	0	0.0	0.0	NA	NA	0	0	0	0	0	0	0	0	0	0	NA
Dec 27	@ NO	L	S	9	7	2	0.0	0.0	NA	NA	0	0	0	0	0	0	0	0	0	0	NA
Jan 3	@ Hou	L	S	14	6	8	0.0	0.0	NA	NA	0	0	0	0	0	0	0	0	0	0	NA
Totals				5-11	14/14	107	77	30	0.0	0.0	NA	NA	1	48	0	2	1	1	0	0	1

2016 Jacksonville Jaguars

Date	Opp	W/L	P/S	Tot	Solo	Asst	Sk	- Yds	QB	TFL	Int - Yds	-TD	PD	FF	FR - Yds	SpT					
Sept 11	GB	L	S	9	9	0	0.0	0.0	NA	NA	0	0	0	0	0	0	0	0	0	0	NA
Sept 18	@ SD	L	S	7	5	2	0.0	0.0	NA	NA	0	0	0	0	0	0	1	0	0	0	NA
Sept 25	Bal	L	S	10	9	1	0.0	0.0	NA	NA	0	0	0	0	0	0	0	0	0	0	NA
Oct 2	Ind	W	S	5	4	1	0.0	0.0	NA	NA	0	0	0	0	0	0	0	0	0	0	NA
Oct 16	@ Chi	W	S	6	4	2	0.0	0.0	NA	NA	0	0	0	1	0	0	0	0	0	0	NA
Oct 23	Oak	L	S	11	11	0	0.0	0.0	NA	NA	0	0	0	0	0	0	0	0	0	0	NA
Oct 27	@ Ten	L	S	12	4	8	0.0	0.0	NA	NA	0	0	0	0	0	0	0	0	0	0	NA
Nov 6	@ KC	L	S	5	4	1	0.0	0.0	NA	NA	0	0	0	0	0	0	0	0	0	0	NA
Nov 13	Hou	L	S	4	3	1	0.0	0.0	NA	NA	0	0	0	0	0	0	0	0	0	0	NA
Nov 20	@ Det	L	S	7	5	2	0.0	0.0	NA	NA	0	0	0	0	0	0	0	0	0	0	NA
Nov 27	@ Buf	L	S	5	5	0	1.0	2.0	NA	NA	0	0	0	0	0	0	0	0	0	0	NA
Dec 4	Den	L	S	2	2	0	0.0	0.0	NA	NA	0	0	0	0	0	0	0	0	0	0	NA
Dec 11	Min	L	S	14	10	4	0.0	0.0	NA	NA	0	0	0	1	1	0	0	0	0	0	NA
Dec 18	@ Hou	L	S	17	13	4	0.0	0.0	NA	NA	0	0	0	0	0	0	0	0	0	0	NA
Dec 24	Ten	W	S	6	4	2	0.0	0.0	NA	NA	0	0	0	1	0	0	0	0	0	0	NA
Jan 1	@ Ind	L	S	6	4	2	0.0	0.0	NA	NA	0	0	0	1	0	0	0	0	0	0	NA
Totals				3-13	16/16	126	96	30	1.0	2.0	NA	NA	0	0	0	4	1	1	0	0	1

JOHNATHAN CYPRIEN'S NFL STATISTICS

REGULAR SEASON		TACKLES									INTERCEPTIONS					FUMBLES			
Year	Team	GP	GS	Tot	Solo	Asst	Sk	Yds	QBP	TFL	No	Yds	Lg	TD	PD	FF	FR	Yds	SpT
2013	Jacksonville	15	15	98	82	16	1.0	0.0	NA	NA	1	27	27	0	6	2	0	0	5
2014	Jacksonville	15	15	111	77	34	0.0	0.0	NA	NA	0	0	0	0	3	0	0	0	3
2015	Jacksonville	14	14	107	77	30	0.0	0.0	NA	NA	1	48	48	0	2	1	1	0	1
2016	Jacksonville	16	16	126	96	30	1.0	2.0	NA	NA	0	0	0	0	4	1	1	0	1
NFL Totals		60	60	442	332	110	2.0	2.0	NA	NA	2	75	48	0	15	4	2	0	10

Single-Game Highs

Tackles - 17 at Houston (12/18/16)

Interceptions - 1 (Twice, last vs. Indianapolis 12/13/15)

Sacks - 1 (Twice, last at Buffalo 11/27/16)

Forced Fumble - 1 (Four times, last vs. Minnesota 12/11/16)

Fumble Recovery - 1 (Twice, last at San Diego 9/18/16)

Passes Defensed - 3 at Indianapolis (12/29/13)



84 COREY DAVIS

WIDE RECEIVER • 6'3" • 209 LBS • COLLEGE: WESTERN MICHIGAN
 ACQUIRED: 1ST ROUND - 2017 • NFL EXPERIENCE: ROOKIE
 HOMETOWN: WHEATON, ILL.
 GAMES PLAYED/GAMES STARTED: 0/0 (PLAYOFFS: 0/0)



PRO: The Titans selected Corey Davis with the fifth-overall pick in the 2017 NFL Draft, which was obtained in a 2016 trade with the Los Angeles Rams. The 6-foot-3-inch, 209-pound wide receiver brings a complete skill set to his position, excelling in route running, making plays after the catch, and blocking. His 5,285 receiving yards at Western Michigan set an all-time FBS record, and he became the second player in FBS history to record 52 career receiving touchdowns. Davis became the highest drafted player from Western Michigan and the first first-rounder from the school since Jason Babin in 2004. The fifth pick was the highest selection ever used by the Titans/Oilers on a wide receiver by 11 slots, topping the 1998 choice of Kevin Dyson with the 16th pick.

CAREER HIGHLIGHTS:

- Davis set an FBS all-time record with 5,285 career receiving yards.
- In 2016, Davis was a consensus All-American selection after tying for the FBS lead with 19 touchdown receptions, ranking seventh nationally with 1,500 receiving yards, and ranking eighth with 97 catches.
- Davis set Western Michigan records for single-season touchdown receptions (19), single-game receiving yards (272), touchdown receptions in a bowl game (three), career receptions (332), career touchdown receptions (52) and career receiving yards (5,285).

TITANS TIDBITS:

- Davis and his six siblings survived a tough economic upbringing in Wheaton, Ill. While he has always maintained a loving relationship with his parents, Olasheni Timson and Michelle Davis, he made the decision as a high school junior to move into the home of Robin and Dan Graham, who became his legal guardians. Dan, Corey Davis' youth football coach, was an offensive lineman for the Tampa Bay Buccaneers. His son, Ryan Graham, played youth and high school football with Davis and currently plays quarterback at Northern Illinois.
- His brother, Titus, played football at Central Michigan and was signed by the Chargers as a rookie free agent in 2015. Titus also spent time with the Jets and Bills before signing with the Bears during the 2017 offseason.
- One of Davis' favorite quotes is "Never die easy" by Walter Payton, who used the saying as the title to his autobiography.

CAREER TRANSACTIONS:

- The Wheaton, Ill., native was selected by the Titans in the first round (fifth overall) of the 2017 NFL Draft.

COLLEGE:

- In four seasons at Western Michigan (2013-16), Davis played and started 50 games. He registered 332 career receptions for 5,285 yards and 52 touchdowns, setting the Mid-American Conference record in each category and becoming the only player in FBS history with 300 catches, 5,000 yards and 50 touchdowns. His 5,285 career receiving yards were the most in FBS history, and he ended his career ranked second all-time in FBS history with 52 career receiving touchdowns (60 by Jarett Dillard). Davis' 332 career receptions ranked fourth all-time in FBS annals.

AS A SENIOR (2016), played and started 13 games and set career highs with 97 receptions, 1,500 receiving yards and 19 touchdowns. He helped his team win the MAC and go undefeated until a Cotton Bowl loss. He had five games of 100-plus yards and six games of two or more receiving touchdowns. Tied for the FBS lead (Carlos Henderson) with 19 touchdown receptions. His receiving yardage total ranked seventh in FBS, while his reception total was eighth. Caught seven or more passes in seven games.

He was the only player in 2016 in FBS with four halves of at least 130 yards and one touchdown. Named a Biletnikoff Award semifinalist and earned All-American honors from Associated Press (first-team), FWAA (first-team), Phil Steele (first-team), USA Today, Sporting News and Sports Illustrated. Named Mid-American Conference Offensive Player of the Year

- Against Central Michigan (10/1), named MAC Player of the Week following a two-touchdown performance.
- Against Northern Illinois (10/8), made the ESPN SportsCenter No. 1 Play of the Day with a one-handed catch.
- At Ball State (11/1), posted 12 catches for a WMU-record 272 yards with three touchdowns. Named MAC Player of the Week.
- Against Buffalo (11/19), caught a career-high 13 passes for 173 yards and two touchdowns.
- Against Ohio (12/2), named Offensive Player of the Game in the MAC Championship with eight catches, 144 yards and a touchdown.
- Against Wisconsin in the Cotton Bowl (1/2/17), posted six receptions for 73 yards and a touchdown.

AS A JUNIOR (2015), played and started 13 games and caught 90 passes for 1,436 yards and 12 touchdowns. Finished fifth in the nation and second in the MAC in receiving yards, and his 6.9 receptions per game ranked third in the league and 11th nationally. His 12 receiving touchdowns were third in the league and 11th nationally. He ended the season with seven consecutive 100-yard games and nine total for the year and was named first-team All-MAC.

- Against Michigan State (9/4), hauled in 10 passes for 154 yards and a touchdown versus the nation's No. 4 team.
- Against Murray State (9/19), totaled six catches for 139 yards and two touchdowns.
- At No. 1 Ohio State (9/26), had six catches for 42 yards.
- At Eastern Michigan (10/29), went over 3,000 career receiving yards with seven catches for 105 yards.
- Against Ball State (11/5), named MAC Player of the Week after posting seven catches for 163 yards and three touchdowns.
- Against Bowling Green (11/11), set a career high with 13 catches for 159 yards.
- At Northern Illinois (11/18), caught seven balls for 123 yards including a 72-yard catch.
- At No. 24 Toledo (11/27), scored two receiving touchdowns on six catches for 139 yards, including a 76-yard touchdown reception.
- In Popeyes Bahamas Bowl against Middle Tennessee (12/24), recorded eight catches for 183 yards and a career-long 80-yard touchdown.

AS A SOPHOMORE (2014), finished with 78 receptions for 1,408 yards and 15 touchdowns in 12 games (all starts). Ranked seventh in the nation and first in the MAC in receiving yards. Named first-team All-MAC and Phil Steele first-team All-MAC. His 15 touchdowns tied him for third-best in the nation. Went over 100 yards receiving in eight games. Recorded at least two touchdown receptions three times. Ended the season with a touchdown reception in 10-straight games.

- Against Ohio (10/25), finished with nine receptions for a then-career-best 212 yards and two touchdowns and was named MAC West Offensive Player of the Week.
- At Central Michigan (11/22), recorded nine receptions with 104 yards and two touchdowns.
- Against Air Force in the Famous Idaho Potato Bowl (12/20), became first player in program history to catch more than one touchdown in a bowl game with eight receptions, 176 yards and three touchdowns, earning WMU's MVP honors in the contest.

AS A FRESHMAN (2013), played and started 11 games and set WMU freshman records for receiving yards (941), receptions (67) and 100-yard games (five). Named MAC Freshman of the Year, earned Freshman All-America honors from FWAA and College Football News, and was a second-team All-MAC selection.

- At Michigan State (8/30), scored his first career touchdown in his collegiate debut.
- Against Nicholls (9/7), recorded his first career 100-yard receiving game (116 yards).
- At Northwestern (9/14), scored on 75-yard pass play.
- At UMass (10/26), recorded his first career 10-catch game and first two-touchdown game, accumulating 154 yards and a pair of touchdowns on a season-high 10 receptions.
- Majored in sports management at Western Michigan.

PERSONAL:

- Attended Wheaton-Warrenville (Ill.) High School, where he totaled 45 receptions and six receiving touchdowns as a senior. He added three touchdowns on returns and was named all-conference and all-area.
- Follow Davis on Twitter at @c_davis_81, on Instagram at @coreydavis84, and on Snapchat at coreydavis3.
- List of favorites: (TV show) "Game of Thrones"; (movie) "Friday Night Lights"; (musician) Future; (athlete as a child) Walter Payton; (food) deep dish pizza; and (song on his pregame playlist) "Over" by Drake.
- Born Corey Damon Davis on Jan. 11, 1995 in Chicago, Ill.

COREY DAVIS' COLLEGE STATISTICS

Year	Team	GP	GS	RECEIVING					RUSHING				
				No	Yds	Avg	Lg	TD	Att	Yds	Avg	Lg	TD
2013	Western Mich.	11	11	67	941	14.0	75t	6	1	2	2.0	2	0
2014	Western Mich.	12	12	78	1,408	18.1	75t	15	0	0	-	-	0
2015	Western Mich.	13	13	90	1,436	16.0	80t	12	1	11	11.0	11	0
2016	Western Mich.	14	14	97	1,500	15.5	70t	19	1	0	0.0	0	0
College Totals		50	50	332	5,285	15.9	80t	52	3	13	4.3	11	0

Single-Game Highs

Receptions - 13 (Twice, last vs. Buffalo, 11/19/16)
 Receiving Yards - 272 vs. Ball State (11/8/16)
 Long Reception - 80t vs. Middle Tennessee (12/24/15)
 Receiving Touchdowns - 3 (Four times, last vs. Ball State, 11/1/16)



87 ERIC DECKER

WIDE RECEIVER • 6'3" • 214 LBS • COLLEGE: MINNESOTA
 ACQUIRED: FREE AGENT - 2017 • NFL EXPERIENCE (NFL/TITANS): 8/1
 HOMETOWN: COLD SPRING, MINN.
 GAMES PLAYED/GAMES STARTED: 95/75 (PLAYOFFS: 5/5)



PRO: The Titans signed Eric Decker late in the 2017 offseason to bolster the wide receiving corps and provide experience and production both outside and in the slot. The 6-foot-3-inch, 214-pounder spent the first four seasons of his career as a member of the Denver Broncos after being drafted in the third round of the 2010 NFL Draft. Prior to joining the Titans, Decker spent three seasons with the N.Y. Jets. The University of Minnesota product has three 1,000-yard receiving seasons and three double-digit touchdown campaigns on his résumé. He also has a knack for finding the end zone having registered 52 career touchdowns through 2016. Decker enjoyed his greatest statistical success in 2013, when he posted career highs with 87 receptions for 1,288 yards to go along with 11 receiving scores.

CAREER HIGHLIGHTS:

- In his first seven NFL seasons (2010-16), appeared in 95 games with 75 starts and posted 385 receptions for 5,253 yards and 52 touchdowns.
- Since the start of 2012, Decker ranks tied for fifth in the NFL with 43 receiving touchdowns.
- Of his 41 touchdowns since 2012, 33 have come inside the red zone, the second most in the league behind only Brandon Marshall.
- Joined Calvin Johnson and Demaryius Thomas as one of just three players in the league to have produced at least 70 receptions, 900 receiving yards and five touchdowns in each of the seasons between 2013-16, despite averaging 33 fewer targets per season than the other two.
- In 2015, Decker finished with 80 receptions for 1,027 yards, his first 1,000-yard effort as a Jet and third in a span of four seasons, to go along with 12 touchdowns.
- In 2013, Decker started all 16 regular season games for the Broncos and set career highs with 87 receptions and 1,288 receiving yards, which ranked second on the team. Also finished third on the squad with 11 touchdowns.
- In 2012, Decker set then career-highs with 85 receptions, 1,064 receiving yards and 13 receiving touchdowns—ranking second in the NFL in the final category.
- In 2011, Decker led the Broncos in receptions (44) and receiving yards (612) in his first year as a starter for the Broncos while totaling the second most receiving touchdowns (8) in team history by a player in his first or second season.

TITANS TIDBITS:

- Decker and his wife, Jessie, are co-founders of the Decker's Dogs Foundation. Decker's Dogs aims to rescue, care and train service dogs for military veterans returning home with disabilities. For more information on the foundation, please visit ejdeckerfoundation.com.
- Eric and Jessie have teamed up with STOMP Out Bullying to educate students, teachers and parents about the dangers of bullying.
- Decker played outfield for the Minnesota Golden Gophers' baseball team and was drafted twice in the Major League Baseball Draft—by the Milwaukee Brewers in 2008 (38th round) and the Minnesota Twins in 2009 (27th round).
- Decker wears No. 87 for a couple reasons: He was the 87th overall player selected in the 2010 NFL Draft; and he was born in '87.

CAREER TRANSACTIONS:

- The Cold Spring, Minn., native was originally selected by the Denver Broncos in the third round (87th overall) of the 2010 NFL Draft.
- Signed by the New York Jets as an unrestricted free agent on March 13,

2014.

- Waived by the Jets on June 7, 2017.
- Signed by the Titans as a free agent on June 19, 2017.

SEASON RECAPS:

2016 (3/3 - N.Y. Jets): Started three games at wide receiver and caught nine passes for 194 yards with two touchdowns. Was inactive for two games before being placed on injured reserve on Oct. 12, 2016.

- Against Cincinnati (9/11), started in season opener where he recorded two receptions for 37 yards, including a 15-yard touchdown grab.
- At Buffalo (9/15), brought in six receptions for a game-high 126 yards, including one touchdown.

2015 (15/13 - N.Y. Jets): Saw action in 15 games with 13 starts as he registered his first 1,000-yard receiving season as a member of the Jets. Collected 80 receptions for 1,027 yards and 12 touchdowns. Was inactive for one contest. Combined with Brandon Marshall to set a new Jets record for touchdown receptions among the team's top wide receivers in a single season (26), as the pair also led all NFL wide receiver duos in receptions (189), while finishing second in combined yards (2,529). The Decker/Marshall combo each scored a touchdown in the same game nine times, besting the NFL mark of seven set in 1998 by Vikings receivers Cris Carter and Randy Moss.

- At Indianapolis (9/21), before exiting the game with an injury in the fourth quarter, snagged eight passes for 97 yards. Caught his second touchdown of the season on a six-yard strike to open the scoring.
- At New England (10/25), reeled in five receptions on third down, four of which resulted in first downs, while totaling his third-highest yardage output of the season with 94 yards.
- At Oakland (11/1), caught six passes for 60 yards while also hauling in a touchdown reception in the third quarter from Geno Smith.
- Against Jacksonville (11/8), led the team with six receptions for 79 yards while adding a touchdown on a seven-yard catch to take an early lead in the first quarter.
- Against Buffalo (11/12), led all receivers in receptions (six) and receiving yards (85), adding a 31-yard touchdown (his longest of the season) midway through the fourth quarter.
- At N.Y. Giants (12/6), logged his first 100-yard performance of the season after catching eight passes for 101 yards. Along with Brandon Marshall (12 receptions for 131 yards), the pair became the first tandem in Jets history to each surpass 100 receiving yards in a road win since 1986.
- Against Tennessee (12/13), scored on a 16-yard pass in the first quarter of the game, giving the Jets a 7-0 lead.

2014 (15/15 - N.Y. Jets): Started 15 games and led the team with 74 receptions, 962 receiving yards and five touchdowns (five). His catches and receiving yards were the most by a Jets receiver since 2007.

- Against Oakland (9/7), in his first game with the Jets, he was targeted a team-high six times and made five receptions. Posted a game-high 74 receiving yards.
- At Green Bay (9/14), caught his first touchdown as a member of the Jets on a 29-yard pass from Geno Smith.
- Against Denver (10/12), notched six receptions, including a two-yard touchdown toss from Geno Smith.
- At Kansas City (11/2), hauled in a season-high nine receptions for 63 yards and his fourth touchdown of the season.
- At Tennessee (12/15), caught seven passes for 100 yards, marking the first time he reached the century mark in 2014.
- At Miami (12/28), tallied 10 receptions for a career-high 221 yards.

Caught a career-long 74-yard touchdown from Geno Smith. His 221 yards are the second highest single-game total in team history behind Don Maynard's 228 yards (11/17/68 at OAK).

2013 (16/16, 3/3 - Denver): Started all 16 regular season games and set career highs in 87 receptions and 1,288 receiving yards, which ranked second on the team. Finished third on the team with 11 touchdowns. Started all three playoff games and registered eight receptions for 111 yards.

- Against Oakland (9/15), finished with eight catches for 133 yards. Had a then career-long reception of 61 yards and also finished with one touchdown.
- At Indianapolis (10/20), set a then career high in receiving yards with 150 and had one touchdown.
- At Kansas City (12/1), notched four touchdowns on eight catches, which set a Broncos franchise record. Also tallied a then career-best 174 yards.
- Against Tennessee (12/8), collected at least 100 receiving yards in consecutive games for the first time in his career with 117 yards and one touchdown.
- At Houston (12/22), posted a career-high 10 receptions for 131 yards and two touchdowns.
- Against New England (1/19), posted five receptions for 73 yards.

2012 (16/15, 1/1 - Denver): Played all 16 regular season games with 15 starts and set then career-highs with 85 receptions, 1,064 receiving yards and 13 receiving touchdowns—ranking second in the NFL in the final category. Started the lone playoff contest and tallied six receptions for 84 yards.

- Against Houston (9/23), set a career high with 136 receiving yards on eight catches.
- At Cincinnati (11/4), matched career highs with eight receptions and two touchdown catches to mark his fifth-straight game with at least one touchdown.
- Against San Diego (11/18), caught his 100th career pass and took it 20 yards for his eighth touchdown of the season during the third quarter, becoming just the third player in team history with at least eight touchdown catches in back-to-back seasons.
- At Baltimore (12/16), matched his career high with eight catches and produced a game-high 133 receiving yards—the second highest total of his career.
- Against Kansas City (12/30), posted his sixth career multiple-touchdown game and topped the 1,000-yard mark for the first season of his career.
- Against Baltimore (1/12), tied for a team-high six catches and led Denver with 84 yards in Denver's AFC Divisional Playoff Game.

2011 (16/13, 1/1 - Denver): Played in all 16 games with 13 starts in the regular season and led the Broncos with 44 receptions for 612 yards with eight touchdowns. Added six punt returns for 133 yards, including a

90-yard touchdown, and returned two kickoffs for 50 yards. Totaled the second most receiving touchdowns (8) by a Bronco in his first or second season.

- Against Oakland (9/12), registered the third-longest punt return for a touchdown (90 yards) in franchise history in the season opener despite never returning a punt at any level entering the game.
- Against Cincinnati (9/18), totaled five receptions for 133 yards and two touchdowns in his first career start.
- Against Pittsburgh (1/8), started Denver's AFC Wild Card Playoff Game but left the game and missed the rest of the postseason with a knee injury.

2010 (14/0 - Denver): Played 14 games as a rookie and totaled six receptions for 106 yards with one touchdown. Led the club with 22 kickoff returns for 556 yards, with his 25.3-yard average ranking third in the NFL among rookies. Tied for third on the team with nine special teams stops.

- Against St. Louis (11/28), recorded his first two NFL receptions, including a season-long 38-yard catch in the fourth quarter.
- At Arizona (12/12), set a franchise record with 211 yards on seven kickoff returns (30.1 avg.).
- Against San Diego (1/2), caught his first career touchdown pass on a six-yard reception from quarterback Tim Tebow in the regular-season finale.

COLLEGE:

- Was a two-sport athlete (football and baseball) at the University of Minnesota, where he played in 45 career games with 35 starts and totaled 227 receptions for 3,119 yards (13.7 avg.) with 24 touchdowns. Totaled 11 career 100-yard receiving games.
- As a senior (2009), led the Big Ten Conference and finished 15th in the nation with 94.8 receiving yards per game, earning second-team Lowe's Senior CLASS All-America honors.
- As a junior (2008), set a school record with 84 receptions for 1,074 yards (12.8 avg.) with seven touchdowns, while receiving honorable mention All-America accolades and first-team All-Big Ten recognition.
- Graduated with a degree in business and marketing from Minnesota.

PERSONAL:

- Attended Rocori (Cold Spring, Minn.) High School where he played football, basketball and baseball, earning all-conference, all-area and all-section honors in all three sports.
- Named Team MVP twice for football, recording 2,156 receiving yards with 28 touchdowns during his prep career.
- Follow Decker on Twitter at @EricDecker87.
- Follow Decker on Instagram at @edeck87.
- Born Eric Thomas Decker on March 15, 1987 in Cold Spring, Minn.

ERIC DECKER'S GAME-BY-GAME

2010 Denver Broncos				RECEIVING				
Date	Opp.	W/L	P/S	No	Yds	Avg	Lg	TD
Sept 12	@ Jax	L	p	0	0	-	0	0
Sept 19	Sea	W	p	0	0	-	0	0
Sept 26	Ind	L	IA					
Oct 3	@ Ten	W	p	0	0	-	0	0
Oct 10	@ Bal	L	IA					
Oct 17	NYJ	L	p	0	0	-	0	0
Oct 24	Oak	L	p	0	0	-	0	0
Oct 31	@ SF	L	p	0	0	-	0	0
Nov 14	KC	W	p	0	0	-	0	0
Nov 22	@ SD	L	p	0	0	-	0	0
Nov 28	StL	L	p	2	48	24.0	38	0
Dec 5	@ KC	L	p	1	28	28.0	28	0
Dec 12	@ Ari	L	p	1	8	8.0	8	0
Dec 19	@ Oak	L	p	0	0	-	0	0
Dec 26	Hou	W	p	0	0	-	0	0
Jan 2	SD	L	p	2	22	11.0	16	1
Totals		4-12	14/0	6	106	17.7	38	1

2011 Denver Broncos				RECEIVING				
Date	Opp.	W/L	P/S	No	Yds	Avg	Lg	TD
Sept 12	Oak	L	p	3	53	17.7	23	0
Sept 18	Cin	W	S	5	113	22.6	52t	2
Sept 25	@ Ten	L	S	7	48	6.9	10	0
Oct 2	@ GB	L	p	5	56	11.2	33t	2
Oct 9	SD	L	p	2	-4	-2.0	0	0
Oct 23	@ Mia	W	S	2	21	10.5	16	0
Oct 30	Det	L	S	6	72	12.0	16	1
Nov 6	@ Oak	W	S	3	47	15.7	27t	1
Nov 13	@ KC	W	S	1	56	56.0	56t	1
Nov 17	NYJ	W	S	0	0	-	0	0
Nov 27	@ SD	W	S	3	65	21.7	39	1
Dec 4	@ Min	W	S	2	25	12.5	17	0
Dec 11	Chi	W	S	3	33	11.0	23	0
Dec 18	NE	L	S	1	22	22.0	22	0
Dec 24	@ Buf	L	S	0	0	-	-	0
Jan 1	KC	L	S	1	5	5.0	5	0
Totals		8-8	16/13	44	612	13.9	56t	8

Postseason

Jan 8	Pit	W	S	0	0	-	0	0
Totals		0-1	1/1	0	0	-	0	0

ERIC DECKER'S GAME-BY-GAME CONT.

2012 Denver Broncos					RECEIVING				
Date	Opp.	W/L	P/S	No	Yds	Avg	Lg	TD	
Sept 9	Pit	W	S	5	54	10.8	17	0	
Sept 17	@ Atl	L	S	4	53	13.3	18	0	
Sept 23	Hou	L	S	7	79	11.3	19	1	
Sept 30	Oak	W	S	7	79	11.3	19	1	
Oct 7	@ NE	L	S	4	21	5.3	12	1	
Oct 15	@ SD	W	p	6	98	16.3	55	1	
Oct 28	NO	W	S	4	43	10.8	23	2	
Nov 4	@ Cin	W	S	8	99	12.4	30	2	
Nov 11	@ Car	W	S	2	15	7.5	13	0	
Nov 18	SD	W	S	2	23	11.5	20t	1	
Nov 25	@ KC	W	S	4	64	16.0	29	0	
Dec 2	TB	W	S	2	17	8.5	12	0	
Dec 6	@ Oak	W	S	8	88	11.0	29	0	
Dec 16	@ Bal	W	S	8	133	16.6	51t	1	
Dec 23	Cle	W	S	6	65	10.8	15	2	
Dec 30	KC	W	S	7	76	10.9	16t	2	
Totals		13-3	16/15	85	1,064	12.5	55	13	
Postseason									
Jan 12	Bal	L	S	6	84	14.0	32	0	
Totals		0-1	1/1	6	84	14.0	32	0	

2013 Denver Broncos					RECEIVING				
Date	Opp.	W/L	P/S	No	Yds	Avg	Lg	TD	
Sept 5	Bal	W	S	2	32	16.0	27	0	
Sept 15	@ NYG	W	S	9	87	9.7	19	0	
Sept 23	Oak	W	S	8	133	16.6	61	1	
Sept 29	Phi	W	S	5	88	17.6	52	0	
Oct 6	@ Dal	W	S	5	87	17.4	57	1	
Oct 13	Jax	W	S	5	50	10.0	23	0	
Oct 20	@ Ind	L	S	8	150	18.8	49	1	
Oct 27	Was	W	S	4	42	10.5	19	0	
Nov 10	@ SD	W	S	3	52	17.3	34	0	
Nov 17	KC	W	S	5	71	14.2	33	0	
Nov 24	@ NE	L	S	1	5	5.0	5	0	
Dec 1	@ KC	W	S	8	174	21.8	42	4	
Dec 8	Ten	W	S	8	117	14.6	24	1	
Dec 12	SD	L	S	2	42	21.0	21	0	
Dec 22	@ Hou	W	S	10	131	13.1	35	2	
Dec 29	@ Oak	W	S	4	27	6.8	12	1	
Totals		13-3	16/16	87	1,288	14.8	61	11	
Postseason									
Jan 12	SD	W	S	2	32	16.0	19	0	
Jan 19	NE	W	S	5	73	14.6	21	0	
Feb 2	Sea	L	S	1	6	6.0	6	0	
Totals		1-1	3/3	8	111	13.9	21	0	

2014 New York Jets					RECEIVING				
Date	Opp.	W/L	P/S	No	Yds	Avg	Lg	TD	
Sept 7	Oak	W	S	5	74	14.8	24	0	
Sept 14	@ GB	L	S	4	63	15.8	29t	1	
Sept 22	Chi	L	S	1	19	19.0	19	0	
Sept 28	Det	L	S	4	48	12.0	18	1	
Oct 5	SD	L	IA						
Oct 12	Den	L	S	6	54	9.0	15	1	
Oct 16	@ NE	L	S	4	65	16.3	24	0	
Oct 26	Buf	L	S	7	40	5.7	11	0	
Nov 2	@ KC	L	S	9	63	7.0	15	1	
Nov 9	Pit	W	S	3	24	8.0	14	0	
Nov 24	@ Buf	L	S	4	63	15.8	34	0	
Dec 1	Mia	L	S	2	18	9.0	11	0	
Dec 7	@ Min	L	S	6	89	14.8	29	0	
Dec 14	@ Ten	W	S	7	100	14.3	48	0	
Dec 21	NE	L	S	2	21	10.5	13	0	
Dec 28	@ Mia	W	S	10	221	22.1	74t	1	
Totals		4-12	15/15	74	962	13.0	74t	5	

2015 New York Jets					RECEIVING				
Date	Opp.	W/L	P/S	No	Yds	Avg	Lg	TD	
Sept 13	Cle	W	S	2	37	18.5	22	1	
Sept 21	@ Ind	W	S	8	97	12.1	20	1	
Sept 27	Phi	L	IA						
Oct 4	@ Mia	W	p	4	46	11.5	26	1	
Oct 18	Was	W	S	4	59	14.8	35	1	
Oct 25	@ NE	L	S	6	94	15.7	24	0	
Nov 1	@ Oak	L	S	6	60	10.0	21	1	
Nov 8	Jax	W	p	6	79	13.2	25	1	
Nov 12	Buf	L	S	6	85	14.2	31t	1	
Nov 22	@ Hou	L	S	4	81	20.3	25	0	
Nov 29	Mia	W	S	5	62	12.4	24	1	
Dec 6	@ NYG	W	S	8	101	12.6	17	0	
Dec 13	Ten	W	S	7	74	10.6	20	1	
Dec 19	@ Dal	W	S	6	55	9.2	13	1	
Dec 27	NE	W	S	3	47	15.7	25	1	
Jan 3	@ Buf	L	S	5	50	10.0	21t	1	
Totals		10-6	15/13	80	1,027	12.8	35	12	

2016 New York Jets					RECEIVING				
Date	Opp.	W/L	P/S	No	Yds	Avg	Lg	TD	
Sept 11	Cin	L	S	2	37	18.5	22	1	
Sept 15	@ Buf	W	S	6	126	21.0	35	1	
Sept 25	@ KC	L	S	1	31	31.0	31	0	
Oct 2	Sea	L	IA						
Oct 9	@ Pit	L	IA						
Oct 17	@ Ari								
Oct 23	Bal								
Oct 30	@ Cle								
Nov 6	@ Mia								
Nov 13	LA								
Nov 27	NE								
Dec 5	Ind								
Dec 11	@ SF								
Dec 17	Mia								
Dec 24	@ NE								
Jan 1	Buf								
Totals		5-11	3/3	9	194	21.6	35	2	

ERIC DECKER'S NFL STATISTICS

REGULAR SEASON

Year	Team	REGULAR SEASON		RECEIVING					RUSHING				
		GP	GS	No	Yds	Avg	Lg	TD	Att	Yds	Avg	Lg	TD
2010	Denver	14	0	6	106	17.7	38	1	0	0	-	0	0
2011	Denver	16	13	44	612	13.9	56t	8	1	1	1.0	1	0
2012	Denver	16	15	85	1,064	12.5	55	13	0	0	-	0	0
2013	Denver	16	16	87	1,288	14.8	61	11	0	0	-	0	0
2014	New York Jets	15	15	74	962	13.0	74t	5	0	0	-	0	0
2015	New York Jets	15	13	80	1,027	12.8	35	12	0	0	-	0	0
2016	New York Jets	3	3	9	194	21.6	35	2	0	0	-	0	0
NFL Totals		95	75	385	5,253	13.6	74t	52	1	1	1.0	1	0

PUNT RETURNS

Year	Team	PUNT RETURNS						KICKOFF RETURNS				
		No	FC	Yds	Avg	Lg	TD	No	Yds	Avg	Lg	TD
2010	Denver	0	0	0	-	0	0	22	556	25.3	51	0
2011	Denver	6	1	133	22.2	90t	1	2	50	25.0	34	0
2012	Denver	2	0	22	11.0	13	0	0	0	-	0	0
2013	Denver	1	2	2	2.0	2	0	0	0	-	0	0
2015	New York Jets	1	3	11	11.0	11	0	0	0	-	0	0
NFL Totals		10	6	168	16.8	90t	1	24	606	25.3	51	0

POSTSEASON

Year	Team	POSTSEASON		RECEIVING					RUSHING				
		GP	GS	No	Yds	Avg	Lg	TD	Att	Yds	Avg	Lg	TD
2011	Denver	1	1	0	0	-	0	0	1	9	9.0	9	0
2012	Denver	1	1	6	84	14.0	32	0	0	0	-	0	0
2013	Denver	3	3	8	111	13.9	21	0	0	0	-	0	0
NFL Totals		5	5	14	195	13.9	32	0	1	9	9.0	9	0

PUNT RETURNS

Year	Team	PUNT RETURNS						KICKOFF RETURNS				
		No	FC	Yds	Avg	Lg	TD	No	Yds	Avg	Lg	TD
2013	Denver	4	1	75	18.8	47	0	0	0	-	0	0
NFL Totals		4	1	75	18.8	47	0	0	0	-	0	0

Single-Game Highs

Receptions - 10 (Twice, last at Miami 12/28/14)
 Receiving Yards - 221 at Miami (12/28/14)
 Long Reception - 74t at Miami (12/28/14)
 Receiving Touchdowns - 4 at Kansas City (12/1/13)
 Rushing Attempts - 1 at Green Bay (10/2/11)
 Rushing Yards - 1 at Green Bay (10/2/11)
 Long Rush - 1 at Green Bay (10/2/11)

Punt Returns - 5 vs. Oakland (9/12/11)
 Punt Return Yards - 128 vs. Oakland (9/12/11)
 Punt Return Long - 90t vs. Oakland (9/12/11)
 Punt Return Touchdown - 1 vs. Oakland (9/12/11)
 Kickoff Returns - 7 (Twice, last at Oakland 12/19/10)
 Kickoff Return Yards - 211 at Arizona (12/12/10)
 Kickoff Return Long - 51 at Arizona (12/12/10)

Playoff Single-Game Highs

Receptions - 6 vs. Baltimore (1/12/13)
 Receiving Yards - 84 vs. Baltimore (1/12/13)
 Long Reception - 32 vs. Baltimore (1/12/13)
 Rushing Attempts - 1 vs. Pittsburgh (1/8/12)
 Rushing Yards - 9 vs. Pittsburgh (1/8/12)
 Long Rush - 9 vs. Pittsburgh (1/8/12)

Additional Statistics

Fumble Recovery - 1 vs. Jacksonville (10/13/13)



93 KEVIN DODD

OUTSIDE LINEBACKER • 6'5" • 277 LBS • COLLEGE: CLEMSON
 ACQUIRED: 2ND ROUND - 2016 • NFL EXPERIENCE (NFL/TITANS): 2/2
 HOMETOWN: GREENVILLE, S.C.
 GAMES PLAYED/GAMES STARTED: 9/1 (PLAYOFFS: 0/0)



PRO: The Titans selected Kevin Dodd in the second round of the 2016 NFL Draft. The 6-foot-5-inch, 277-pounder transitioned to a 3-4 outside linebacker with the Titans after playing defensive end at Clemson. He appeared in nine games with one start as a rookie. In college, Dodd played behind pro talent in his first three seasons before bursting on the scene as a redshirt junior in 2015. In his final collegiate campaign the Greenville, S.C., native tallied 12 sacks and 23.5 stops for loss.

CAREER HIGHLIGHTS:

- Dodd appeared in nine games as a rookie in 2016, tallying his first career start and first career sack at Detroit on Sept. 18.
- Dodd enjoyed a stellar junior campaign at Clemson when he started all 15 games, ranked second in the nation with 23.5 tackles for loss and finished in the top 10 nationally with 12 sacks.
- Dodd had a spectacular showing in the National Championship Game against Alabama when he produced a career-high five tackles for loss and three sacks, both of which set Clemson single-game postseason records.

TITANS TIDBITS:

- Dodd attended the first round of the 2016 NFL Draft in Chicago. After not being selected he returned home, and when the second round started he got the call from the Titans on a car ride to dinner with friends. Dodd states not being selected in the first round will serve as motivation during his career.
- Dodd says that his grandmother Mamae Charles served as an inspiration in his life and her guidance in the early years helped him reach his football dreams. She passed away when he was in sixth grade and to this day he plays to honor her life.

CAREER TRANSACTIONS:

- The Greenville, S.C., native was selected by the Titans in the second round (33rd overall) of the 2016 NFL Draft.

SEASON RECAPS:

2016 (9/1): Played in nine games with one start at outside linebacker as a rookie and registered nine tackles, a sack, four quarterback pressures and a stop for loss. Was inactive for three contests. Placed on injured reserve on Dec. 6, 2016. Tied for the team lead in quarterback pressures once in 2016 (at DET). Appeared in his first career NFL game against Minnesota (9/11/16). Made his first career NFL start and notched his first career sack at Detroit (9/18/16).

- Against Minnesota (9/11), made his NFL debut as a reserve outside linebacker.
- At Detroit (9/18), made his first career NFL start at outside linebacker and posted six tackles, including his first career sack, a team-high four quarterback pressures and a stop for loss. Collected his first career sack by dropping Matthew Stafford for a six-yard loss on the final play of the first half.
- Against Cleveland (10/16), played as a reserve at outside linebacker and notched a tackle.
- At San Diego (11/6), played as a reserve at outside linebacker and tallied a tackle.
- Against Green Bay (11/13), saw action as a reserve at outside linebacker and notched a tackle.

COLLEGE:

- Played parts of four seasons at Clemson and blossomed into one of the nation's top pass rushers in 2015. Notched 107 tackles, 26.5 tackles for

loss and 12 sacks over 39 career games. Declared early for the 2016 NFL Draft following the National Championship Game against Alabama.

- As a redshirt junior (2015), named honorable mention All-ACC by the media after starting all 15 games and registering 86 tackles, 23.5 for loss and 12 sacks. Also added 13 quarterback pressures and ranked second nationally in tackles for loss to teammate Shaq Lawson. Ranked in the national top 10 in sacks.
- Against Notre Dame (10/3), named ACC Defensive Lineman of the Week after compiling 3.5 tackles for loss and two sacks in win over Fighting Irish.
- Against Alabama (1/11), had a career-high five tackles for loss and three sacks, both of which set Clemson single-game postseason records, in the National Championship Game.
- As a redshirt sophomore (2014), played in 12 games as a reserve and tallied eight tackles, 2.5 tackles for loss and three quarterback pressures.
- As a sophomore (2013), saw action in four games as a reserve and notched seven tackles, a half tackle for loss and one quarterback pressure. Suffered a season-ending injury in the fourth game and received a medical redshirt.
- As a freshman (2012), played in eight games as a reserve and collected six tackles.
- Majored in sociology at Clemson.

PERSONAL:

- Single, splits time between Nashville and Greenville, S.C.
- Spent the 2011 season at Hargrave Military Academy.
- Attended Riverside High School and was named No. 14 player in South Carolina by Rivals.com and No. 27 player in South Carolina by SuperPrep.
- Played in the South Carolina North-South High School All-Star game and had five tackles, two sacks, a caused fumble and recovered fumble.
- As a senior, was an all-region and all-county selection after producing 78 tackles, 22 tackles for loss, nine sacks, three caused fumbles, one recovered fumble and four pass breakups.
- Named Riverside High School Field Athlete of the Year and was voted as a team captain as a senior. Set school records in the shot (49' 1") and discus (128' 6.5").
- Was a county champion in the shotput, runner-up in the discus and named Greenville County Field Athlete of the Year. Was a region champion in the shot and discus and was a state qualifier in the shotput.
- Follow Dodd on at Twitter: @kdodd98.
- Follow Dodd on at @kdodd_98.
- Born Kevin Tyrell Dodd on July 14, 1992 in Greenville, S.C.

KEVIN DODD'S GAME-BY-GAME

2016 Tennessee Titans

Date	Opp	W/L	P/S	Tot	Solo	Asst	Sk	- Yds	QBP	TFL	Int	- Yds	-TD	PD	FF	FR	- Yds	SpT	
Sept 11	Min	L	p	0	0	0	0.0	0.0	0	0	0	0	0	0	0	0	0	0	0
Sept 18	@ Det	W	S	6	3	3	1.0	6.0	4	1	0	0	0	0	0	0	0	0	0
Sept 25	Oak	L	p	0	0	0	0.0	0.0	0	0	0	0	0	0	0	0	0	0	0
Oct 2	@ Hou	L	p	0	0	0	0.0	0.0	0	0	0	0	0	0	0	0	0	0	0
Oct 9	@ Mia	W	p	0	0	0	0.0	0.0	0	0	0	0	0	0	0	0	0	0	0
Oct 16	Cle	W	p	1	1	0	0.0	0.0	0	0	0	0	0	0	0	0	0	0	0
Oct 23	Ind	L	p	0	0	0	0.0	0.0	0	0	0	0	0	0	0	0	0	0	0
Oct 27	Jax	W	IA																

Nov 6	@ SD	L	p	1	1	0	0.0	0.0	0	0	0	0	0	0	0	0	0	0	0
Nov 13	GB	W	p	1	1	0	0.0	0.0	0	0	0	0	0	0	0	0	0	0	0
Nov 20	@ Ind	L	IA																
Nov 27	@ Chi	W	IA																
Dec 11	Den																		
Dec 18	@ KC																		
Dec 24	@ Jax																		
Jan 1	Hou																		
Totals				6-6	9/1	9	6	3	1.0	6.0	4	1	0	0	0	0	0	0	0

Placed on injured reserve on Dec. 6, 2016

KEVIN DODD'S NFL STATISTICS

REGULAR SEASON		TACKLES										INTERCEPTIONS					FUMBLES			
Year	Team	GP	GS	Tot	Solo	Asst	Sk	Yds	QBP	TFL	No	Yds	Lg	TD	PD	FF	FR	Yds	SpT	
2016	Tennessee	9	1	9	6	3	1.0	6.0	4	1	0	0	0	0	0	0	0	0	0	
NFL Totals		9	1	9	6	3	1.0	6.0	4	1	0	0	0	0	0	0	0	0	0	

Single-Game Highs

Tackles - 6 at Detroit (9/18/16)

Sacks - 1 at Detroit (9/18/16)

Quarterback Pressures - 4 at Detroit (9/18/16)



83 HARRY DOUGLAS

WIDE RECEIVER • 6'0" • 183 LBS • COLLEGE: LOUISVILLE

ACQUIRED: FREE AGENT - 2015 • NFL EXPERIENCE (NFL/TITANS): 10/3

HOMETOWN: JONESBORO, GA.

GAMES PLAYED/GAMES STARTED: 116/40 (PLAYOFFS: 5/2)



PRO: The Titans signed Harry Douglas during the 2015 offseason to bolster the wide receiving corps and provide depth both outside and in the slot. The 6-foot, 183-pounder spent the first seven seasons of his career as a member of the Atlanta Falcons after being drafted in the third round of the 2008 NFL Draft. The University of Louisville product amassed 258 receptions for 3,130 yards with eight touchdowns from 2008-2014 in Atlanta. Douglas enjoyed his greatest statistical success in 2013 while starting in place of an injured Julio Jones, when he posted career highs with 85 receptions for 1,067 yards and two touchdowns.

CAREER HIGHLIGHTS:

- In 2014, Douglas appeared in 12 games with six starts and posted 51 catches for 556 yards and two touchdowns.
- In 2013, Douglas enjoyed a stellar campaign registering career-highs with 85 receptions and 1,067 receiving yards, while starting a career-best 11 games.

TITANS TIDBITS:

- Douglas' brother, Toney, is an eight-year NBA veteran. Toney was originally drafted by the L.A. Lakers as the 29th overall pick in the 2009 NBA Draft and has played for New York, Houston, Miami, Golden State, Sacramento, New Orleans and Memphis. Harry tries to attend as many of Toney's games as possible.
- In his spare time, he enjoys date nights with his wife, Kierra; bowling; traveling; discovering new restaurants; watching movies; playing cards; and keeping his niece, nephew and godchildren.

CAREER TRANSACTIONS:

- The Jonesboro, Ga., native was originally selected by the Atlanta Falcons in the third round (84th overall) of the 2008 NFL Draft.
- Re-signed by the Falcons as an unrestricted free agent on March 13, 2012.
- Released by the Falcons on Feb. 27, 2015.
- Signed by the Titans as a free agent on March 12, 2015.

SEASON RECAPS:

2016 (11/2 - Tennessee): Played in 11 games with two starts at wide receiver and caught 15 passes for 210 yards. Was inactive for five contests. Led the team in receptions once in 2016 (at JAX). Tied for the team lead in receiving yards once in 2016 (at JAX).

- Against Minnesota (9/11), played as a reserve at wide receiver and hauled in two passes for 21 yards. Extended the Titans' first touchdown drive with a 16-yard reception on third-and-one late in the second quarter.
- Against Oakland (9/25), played as a reserve at wide receiver and notched two receptions for 20 yards.
- At San Diego (11/6), returned to the lineup as a reserve at wide receiver and hauled in two receptions for 48 yards. Set up the Titans third touchdown with a 21-yard reception down to the Chargers' 14-yard line in the third quarter.
- At Chicago (11/27), played as a reserve at wide receiver and finished second on the team with 60 receiving yards on two catches. Set up the Titans' final score of the first half with a 25-yard reception over the middle late in the second quarter. Set up the Titans' final field goal of the afternoon with a 35-yard reception over the middle on the final play of the third quarter.
- At Jacksonville (12/24), started at wide receiver and tied for the team lead with 48 receiving yards on a team-best five receptions.

2015 (14/12 - Tennessee): Appeared in 14 games with 12 starts at wide receiver in his first season with the Titans. Tied for second on the squad with 36 receptions and ranked third on the club with 411 receiving yards. Collected two receiving touchdowns. Returned 11 punts for 73 yards. Was inactive for two contests. Led the team in receiving yards once in 2015 (vs. HOU). Played in his 100th career game against Oakland (11/29/15).

- At Tampa Bay (9/13), started at wide receiver in his Titans debut and caught two passes for 24 yards with a touchdown. Set up the Titans' third touchdown of the afternoon with a 20-yard grab down to the Buccaneers' 12-yard line. Increased the Titans' lead to 28-7 with a four-yard touchdown catch on third-and-four with 3:47 left to play in the second quarter.
- At New Orleans (11/8), started at wide receiver and caught five passes for 73 yards. Snared a 30-yard reception late in the second quarter. Kept the Titans' game-tying touchdown drive alive with a 10-yard reception on third-and-six in the fourth quarter.
- Against Oakland (11/29), started at wide receiver in his 100th career game and made three receptions for 29 yards with a touchdown. Cut the Raiders' lead to 17-14 with a 13-yard touchdown reception with 6:22 left to play in the third quarter. Kept the Titans' fourth quarter touchdown drive alive by drawing defensive pass interference penalty on third-and-eight in the fourth quarter.
- At N.Y. Jets (12/13), started at wide receiver and hauled in three receptions for 65 yards. Hauled in a season-long 51-yard reception over the middle in the fourth quarter.
- Against Houston (12/27), played as a reserve at wide receiver and led the team with 79 receiving yards on six receptions. Returned five punts for 32 yards. Hauled in a 31-yard reception down the right sideline late in the third quarter. Kept the Titans' touchdown drive alive with an 11-yard catch on third-and-two in the fourth quarter.

2014 (12/6 - Atlanta): Appeared in 12 games with six starts and compiled 51 receptions for 556 yards with two touchdowns. Was inactive for four games.

- Against New Orleans (9/7), started and caught six passes for 69 yards.
- Against Tampa Bay (9/18), started and caught two passes for 14 yards and a touchdown.
- Against Arizona (11/30), started and caught nine passes 116 yards, his first 100-yard receiving game of the year. The nine receptions was his second highest catches total.
- At Green Bay (12/8), started and caught two passes for 11 yards and a touchdown.
- Against Pittsburgh (12/14), started and caught 10 passes, his second highest career total number of receptions, for 131 yards.

2013 (16/11 - Atlanta): Had a breakout season catching 85 passes for 1,067 yards with two touchdowns. Posted three 100-yard games and eclipsed the 1,000-yard barrier for the first time.

- Against Tampa Bay (10/20), set a career-high with 149 yards on seven catches with a touchdown. The 149-yard outburst was the highest single-game total by any Falcon receiver against the Buccaneers, topping 147-yard games by both Julio Jones and Andre Rison.
- At Arizona (10/27), followed up his stellar game against the Buccaneers by hauling in a career-high 12 passes for 121 yards.
- At San Francisco (12/23), broke the 1,000-yard barrier for the first time in his career after catching five passes for 46 yards in Week 16.

2012 (15/1, 2/1 - Atlanta): Played in 15 games with one start and caught 38 passes for 396 yards (10.4 yards per reception) with one touchdown as the club's primary slot receiver. Also added two rushes for four yards.

Returned five punts for 42 yards with an average of 8.4 yards per return and a long return of 11 yards.

- Against Oakland (10/14), posted five receptions for 37 yards.
- Against New York Giants (12/16), grabbed three passes for 83 yards.

2011 (16/4, 1/0 - Atlanta): Saw action in all 16 games with four starts and caught a then career-high 39 passes for 498 yards (12.8 yards per catch) with one touchdown.

- Against New Orleans (11/13), hauled in then career-highs with eight receptions and 133 receiving yards.

2010 (16/4, 1/0 - Atlanta): Played in 16 games with four starts and hauled in 22 passes for 294 yards (13.4 yards per catch) with one touchdown.

- Against San Francisco (10/3), registered three receptions for 59 yards with a touchdown.
- At Philadelphia (10/17), tallied a season-high four catches for 32 yards.

2009 (0/0 - Atlanta): Missed the entire 2009 season with a knee injury.

2008 (16/0, 1/1 - Atlanta): Contributed heavily in his rookie campaign, participating in every contest. Posted 23 catches for 320 yards and one touchdown, while adding 12 carries for 69 yards and one score. Took over punt return duties halfway through the season and returned 19 punt returns for 226 yards with one touchdown and an 11.9 yards per return average.

- Against Carolina (11/23), posted a 61-yard punt return for a touchdown, the Falcons first punt return for a score since 2004. Was named NFC Special Teams Player of the Week following his performance.

COLLEGE:

- Graduated from the University of Louisville ranking second in team annals with 2,924 receiving yards, while his 173 receptions ranked fifth on the school's all-time record list.
- Totaled 15 career touchdowns which placed him seventh in Louisville annals and he became the first player in school history to gain over 200 yards receiving twice in a career, totaling 205 yards against Syracuse and 223 yards against Kentucky, which set the school's game-record and tied a conference record.
- As a senior in 2007, was named second-team All-America by the *Associated Press*. Was named first-team All-Big East for the second consecutive season after notching 71 catches for 1,159 yards with seven touchdowns. Started in 10 games at wide receiver and led the Big East and ranked 12th in the country by averaging 7.1 receptions per game.
- As a junior in 2006, was named a first-team All-Big East selection after leading the team with 70 receptions and posting a school record 1,265 yards. Started all 13 games at wide receiver and led the Big East in

receiving yards per game and receptions. Ranked seventh in the country in receiving yards per game (97.37). Averaged 18.1 yards per catch and caught a pass in 15 straight games.

- As a sophomore in 2005, played in 12 games with seven starts and caught 27 passes for 457 yards and two scores. Averaged 16.9 yards per catch.
- As a redshirt freshman in 2004, played in 12 games at wide receiver and on special teams. Tallied five catches for 43 yards. Scampered 65 yards for a touchdown on a reverse in the Liberty Bowl and added a 49-yard kick return in the win over Boise State.
- Graduated with a degree in political science at Louisville.

PERSONAL:

- Married to Kierra and the couple has a daughter.
- Attended Jonesboro (Ga.) High School and was a first-team all-county and honorable mention all-state selection as a senior.
- Was one of only three players to receive all nine sports writers' votes for first-team all-region accolades in 2002.
- Caught 40 passes for 831 yards and seven touchdowns during his final campaign.
- Was an all-region selection by the *Atlanta Journal-Constitution* in basketball as he averaged 20.5 points per game, 3.0 rebounds, 4.5 assists and 3.0 steals as a senior for the No. 4-ranked team in the state.
- Follow Douglas on Twitter and Instagram at @HDouglas83.
- Born Harry Douglas IV on Sept. 16, 1984 in Tampa, Fla.

HARRY DOUGLAS' GAME-BY-GAME

2008 Atlanta Falcons					RECEIVING				
Date	Opp.	W/L	P/S	No	Yds	Avg	Lg	TD	
Sept 7	Det	W	p	0	0	-	0	0	
Sept 14	@ TB	L	p	2	34	17.0	21	0	
Sept 21	KC	W	p	2	10	5.0	6	0	
Sept 28	@ Car	L	p	2	8	4.0	5	0	
Oct 5	@ GB	W	p	0	0	-	0	0	
Oct 12	Chi	W	p	5	96	19.2	47	0	
Oct 26	@ Phi	L	p	0	0	-	0	0	
Nov 2	@ Oak	W	p	1	12	12.0	12	0	
Nov 9	NO	W	p	0	0	-	0	0	
Nov 16	Den	L	p	0	0	-	0	0	
Nov 23	Car	W	p	4	92	23.0	69	0	
Nov 30	@ SD	W	p	3	13	4.3	5t	1	
Dec 7	@ NO	L	p	2	45	22.5	28	0	
Dec 14	TB	W	p	0	0	-	0	0	
Dec 21	@ Min	W	p	1	4	4.0	4	0	
Dec 28	StL	W	p	1	6	6.0	6	0	
Totals		11-5	16/0	23	320	13.9	69	1	
Postseason									
Jan 3	@ Ari	L	S	1	0	0.0	0	0	
Totals		0-1	1/1	1	0	0.0	0	0	

2010 Atlanta Falcons					RECEIVING				
Date	Opp.	W/L	P/S	No	Yds	Avg	Lg	TD	
Sept 12	@ Pit	L	S	3	39	13.0	23	0	
Sept 19	Ari	W	p	2	31	15.5	18	0	
Sept 26	@ NO	W	S	1	1	1.0	1	0	
Oct 3	SF	W	S	3	59	19.7	34	1	
Oct 10	@ Cle	W	p	2	17	8.5	11	0	
Oct 17	@ Phi	L	p	4	32	8.0	18	0	
Oct 24	Cin	W	p	0	0	-	0	0	
Nov 7	TB	W	p	0	0	-	0	0	
Nov 11	Bal	W	p	1	12	12.0	12	0	
Nov 21	@ StL	W	p	0	0	-	0	0	
Nov 28	GB	W	p	2	7	3.5	4	0	
Dec 5	@ TB	W	p	1	21	21.0	21	0	
Dec 12	@ Car	W	S	1	46	46.0	46	0	
Dec 19	@ Sea	W	p	1	10	10.0	10	0	
Dec 27	NO	L	p	0	0	-	0	0	
Jan 2	Car	W	p	1	19	19.0	19	0	
Totals		13-3	16/4	22	294	13.4	46	1	
Postseason									
Jan 15	GB	L	p	1	2	2.0	2	0	
Totals		0-1	1/0	1	2	2.0	2	0	

HARRY DOUGLAS' GAME-BY-GAME CONT.

2011 Atlanta Falcons				RECEIVING				
Date	Opp.	W/L	P/S	No	Yds	Avg	Lg	TD
Sept 11	@ Chi	L	p	2	10	5.0	7	0
Sept 18	Phi	W	p	2	19	9.5	15	0
Sept 25	@ TB	L	p	5	35	7.0	16	0
Oct 2	@ Sea	W	p	0	0	-	0	0
Oct 9	GB	L	p	2	16	8.0	13	0
Oct 16	Car	W	S	2	57	28.5	34	0
Oct 23	@ Det	W	S	4	62	15.5	49	0
Nov 6	@ Ind	W	p	0	0	-	0	0
Nov 13	NO	L	p	8	133	16.6	46	0
Nov 20	Ten	W	S	4	51	12.8	21	0
Nov 27	Min	W	p	2	45	22.5	27t	1
Dec 4	@ Hou	L	p	4	43	10.8	17	0
Dec 11	@ Car	W	p	2	12	6.0	9	0
Dec 15	Jax	W	p	1	12	12.0	12	0
Dec 26	@ NO	L	S	1	3	3.0	3	0
Jan 1	TB	W	p	0	0	-	0	0
Totals		10-6	16/4	39	498	12.8	49	1

Postseason								
Date	Opp.	W/L	P/S	No	Yds	Avg	Lg	TD
Jan 8	@ NYG	L	p	1	7	7.0	7	0
Totals		0-1	1/0	1	7	7.0	7	0

2012 Atlanta Falcons				RECEIVING				
Date	Opp.	W/L	P/S	No	Yds	Avg	Lg	TD
Sept 9	@ KC	W	p	3	32	10.7	19	0
Sept 17	Den	W	p	3	27	9.0	10	0
Sept 23	@ SD	W	p	2	13	6.5	10	0
Sept 30	Car	W	p	1	6	6.0	6	0
Oct 7	@ Was	W	p	2	34	17.0	19	0
Oct 14	Oak	W	p	5	37	7.4	20	0
Oct 28	@ Phi	W	IA					
Nov 4	Dal	W	p	0	0	-	0	0
Nov 11	@ NO	L	p	4	49	12.3	23	0
Nov 18	Ari	W	S	5	48	9.6	26	0
Nov 25	@ TB	W	p	2	11	5.5	6	0
Nov 29	NO	W	p	0	0	-	0	0
Dec 9	@ Car	L	p	2	28	14.0	19	0
Dec 16	NYG	W	p	3	83	27.7	37	0
Dec 22	@ Det	W	p	2	6	3.0	5	0
Dec 30	TB	L	p	4	21	5.3	10	1
Totals		13-3	15/1	38	395	10.4	37	1

Postseason								
Date	Opp.	W/L	P/S	No	Yds	Avg	Lg	TD
Jan 13	Sea	W	p	2	29	14.5	22	0
Jan 20	SF	L	S	3	31	10.3	22	0
Totals		1-1	2/1	5	60	12.0	22	0

2013 Atlanta Falcons				RECEIVING				
Date	Opp.	W/L	P/S	No	Yds	Avg	Lg	TD
Sept 8	@ NO	L	p	4	93	23.3	50	0
Sept 15	StL	W	p	4	43	10.8	20	0
Sept 22	@ Mia	L	p	1	9	9.0	9	0
Sept 29	NE	L	S	5	68	13.6	40	0
Oct 7	NYJ	L	p	2	6	3.0	7	0
Oct 20	TB	W	S	7	149	21.3	54	1
Oct 27	@ Ari	L	S	12	121	10.1	25	0
Nov 3	@ Car	L	S	3	82	27.3	41	0
Nov 10	Sea	L	S	7	49	7.0	31	0
Nov 17	@ TB	L	S	6	134	22.3	80t	1
Nov 21	NO	L	S	9	79	8.8	15	0
Dec 1	@ Buf	W	S	6	73	12.2	20	0
Dec 8	@ GB	L	S	2	20	10.0	15	0
Dec 15	Was	W	S	5	37	7.4	13	0
Dec 23	@ SF	L	p	5	46	9.2	11	0
Dec 29	Car	L	S	7	58	8.3	12	0
Totals		4-12	16/11	85	1,067	12.6	80t	2

2014 Atlanta Falcons				RECEIVING				
Date	Opp.	W/L	P/S	No	Yds	Avg	Lg	TD
Sept 7	NO	W	S	6	69	11.5	23	0
Sept 14	@ Cin	L	p	4	38	9.5	16	0
Sept 18	TB	W	S	2	14	7.0	11	1
Sept 28	@ Min	L	IA					
Oct 5	@ NYG	L	IA					
Oct 12	Chi	L	IA					
Oct 19	@ Bal	L	IA					
Oct 26	Det	L	p	3	42	14.0	16	0
Nov 9	@ TB	W	p	0	0	-	0	0
Nov 16	@ Car	W	p	4	46	11.5	17	0
Nov 23	Cle	L	p	2	14	7.0	7	0
Nov 30	Ari	W	S	9	116	12.9	19	0
Dec 8	@ GB	L	S	2	11	5.5	9	1
Dec 14	Pit	L	S	10	131	13.1	41	0
Dec 21	@ NO	W	S	4	47	11.8	27	0
Dec 28	Car	L	p	5	28	5.6	8	0
Totals		6-10	12/6	51	556	10.9	41	2

2015 Tennessee Titans				RECEIVING				
Date	Opp.	W/L	P/S	No	Yds	Avg	Lg	TD
Sept 13	@ TB	W	S	2	24	12.0	20	1
Sept 20	@ Cle	L	S	1	9	9.0	9	0
Sept 27	Ind	L	S	3	20	6.7	10	0
Oct 11	Buf	L	S	2	17	8.5	11	0
Oct 18	Mia	L	S	1	11	11.0	11	0
Oct 25	Atl	L	IA					
Nov 1	@ Hou	L	IA					
Nov 8	@ NO	W	S	5	73	14.6	30	0
Nov 15	Car	L	p	3	26	8.7	19	0
Nov 19	@ Jax	L	S	2	16	8.0	9	0
Nov 29	Oak	L	S	3	29	9.7	13t	1
Dec 6	Jax	W	S	1	8	8.0	8	0
Dec 13	@ NYJ	L	S	3	65	21.7	51	0
Dec 20	@ NE	L	S	2	15	7.5	10	0
Dec 27	Hou	L	p	6	79	13.2	31	0
Jan 3	@ Ind	L	S	2	19	9.5	16	0
Totals		3-13	14/12	36	411	11.4	51	2

2016 Tennessee Titans				RECEIVING				
Date	Opp.	W/L	P/S	No	Yds	Avg	Lg	TD
Sept 11	Min	L	p	2	21	10.5	16	0
Sept 18	@ Det	W	p	0	0	-	0	0
Sept 25	Oak	L	p	2	20	10.0	25	0
Oct 2	@ Hou	L	IA					
Oct 9	@ Mia	W	IA					
Oct 16	Cle	W	IA					
Oct 23	Ind	L	IA					
Oct 27	Jax	W	IA					
Nov 6	@ SD	L	p	2	48	24.0	27	0
Nov 13	GB	W	p	0	0	-	0	0
Nov 20	@ Ind	L	p	1	3	3.0	3	0
Nov 27	@ Chi	W	p	2	60	30.0	35	0
Dec 11	Den	W	p	1	10	10.0	10	0
Dec 18	@ KC	W	p	0	0	-	0	0
Dec 24	@ Jax	L	S	5	48	9.6	14	0
Jan 1	Hou	W	S	0	0	-	0	0
Totals		9-7	11/2	15	210	14.0	35	0

HARRY DOUGLAS' NFL STATISTICS

REGULAR SEASON				RECEIVING					RUSHING				
Year	Team	GP	GS	No	Yds	Avg	Lg	TD	Att	Yds	Avg	Lg	TD
2008	Atlanta	16	0	23	320	13.9	69	1	12	69	5.8	33	1
2009	Atlanta	0	0						Injured Reserve				
2010	Atlanta	16	4	22	294	13.4	46	1	2	-5	-2.5	-	0
2011	Atlanta	16	4	39	498	12.8	49	1	1	3	3.0	3	0
2012	Atlanta	15	1	38	395	10.4	37	1	2	4	2.0	5	0
2013	Atlanta	16	11	85	1,067	12.6	80t	2	0	0	0.0	-	0
2014	Atlanta	12	6	51	556	10.9	41	2	0	0	0.0	-	0
2015	Tennessee	14	12	36	411	11.4	51	2	1	-6	-6.0	-6	0
2016	Tennessee	11	2	15	210	14.0	35	0	0	0	0.0	0	0
NFL Totals		116	40	309	3,751	12.1	80t	10	18	65	3.6	33	1

PUNT RETURNS								KICKOFF RETURNS				
Year	Team	No	FC	Yds	Avg	Lg	TD	No	Yds	Avg	Lg	TD
2008	Atlanta	19	3	226	11.9	61t	1	4	46	11.5	22	0
2012	Atlanta	5	1	42	8.4	11	0	1	8	8.0	8	0
2013	Atlanta	10	3	57	5.7	15	0	0	0	0.0	-	0
2015	Tennessee	11	2	73	6.6	18	0	0	0	0.0	-	0
NFL Totals		45	9	398	8.8	61t	1	5	54	10.8	22	0

POSTSEASON				RECEIVING					RUSHING				
Year	Team	GP	GS	No	Yds	Avg	Lg	TD	Att	Yds	Avg	Lg	TD
2008	Atlanta	1	1	1	0	0.0	0	0	0	0	0.0	-	0
2010	Atlanta	1	0	1	2	2.0	2	0	0	0	0.0	-	0
2011	Atlanta	1	0	1	7	7.0	7	0	0	0	0.0	-	0
2012	Atlanta	2	1	5	60	12.0	22	0	0	0	0.0	-	0
NFL Totals		5	2	8	69	8.6	22	0	0	0	0.0	-	0

PUNT RETURNS								KICKOFF RETURNS				
Year	Team	No	FC	Yds	Avg	Lg	TD	No	Yds	Avg	Lg	TD
2008	Atlanta	3	0	31	10.3	21	0	0	0	0.0	-	0
2012	Atlanta	3	0	6	2.0	6	0	0	0	0.0	-	0
NFL Totals		6	0	37	6.2	21	0	0	0	0.0	-	0

Single-Game Highs

Receptions - 12 at Arizona (10/27/13)
 Receiving Yards - 149 vs. Tampa Bay (10/20/13)
 Long Reception - 80t at Tampa Bay (11/17/13)
 Receiving Touchdowns - 1 (10 times, last vs. Oakland 11/29/15)
 Rushing Attempts - 2 (Twice, last vs. Carolina 11/23/08)
 Rushing Yards - 33 at Tampa Bay (9/14/08)
 Long Rush - 33 at Tampa Bay (9/14/08)
 Rushing Touchdowns - 1 vs. Carolina (11/23/08)


Punt Returns - 5 vs. Houston (12/27/15)
 Punt Return Yards - 93 vs. Carolina (11/23/08)
 Punt Return Long - 61t vs. Carolina (11/23/08)
 Punt Return Touchdown - 1 vs. Carolina (11/23/08)
 Kickoff Returns - 1 (Five times, last at Kansas City 9/9/12)
 Kickoff Return Yards - 22 vs. Denver (11/16/08)
 Kickoff Return Long - 22 vs. Denver (11/16/08)

Playoff Single-Game Highs

Receptions - 3 vs. San Francisco (1/20/13)
 Receiving Yards - 31 vs. San Francisco (1/20/13)
 Long Reception - 22 (Twice, last vs. San Francisco 1/20/13)

Additional Statistics

Tackles - 1 (2015)
 Fumble Recovery - 1 (2016)



32 DAVID FLUELLEN

RUNNING BACK • 5'11" • 224 LBS • COLLEGE: TOLEDO
 ACQUIRED: FREE AGENT - 2015 • NFL EXPERIENCE (NFL/TITANS): 1/1
 HOMETOWN: LOCKPORT, N.Y.
 GAMES PLAYED/GAMES STARTED: 0/0 (PLAYOFFS: 0/0)



PRO: The Titans originally signed David Fluellen at the beginning of the 2015 training camp to add depth to the running back rotation. The former University of Toledo product is a hard-nosed ball carrier that displays good vision and an athletic frame. The 5-foot-11-inch, 224-pounder spent the entire 2015 season and most of the 2016 campaign on the Titans' practice squad. Prior to his arrival in Tennessee, Fluellen spent time with the Philadelphia Eagles and Indianapolis Colts.

TITANS TIDBITS:

- Fluellen's favorite personal moment in sports growing up was his first touchdown when he was eight years old. He strip-sacked the quarterback, picked up the fumble and ran it in.

CAREER TRANSACTIONS:

- The Lockport, N.Y., native was originally signed by the Philadelphia Eagles as a rookie free agent on May 10, 2014.
- Traded by the Eagles to the Indianapolis Colts for kicker Cody Parkey on Aug. 20, 2014.
- Released by the Colts on Aug. 30, 2014.
- Signed by the Titans as a free agent on July 30, 2015.
- Waived by the Titans on Sept. 5, 2015 and signed to the team's practice squad a day later.
- Signed by the Titans to a future contract on Jan. 4, 2016.
- Released by the Titans on Sept. 3, 2016 and signed to the team's practice squad a day later.
- Signed by the Titans to the active roster from their practice squad on Nov. 8, 2016.
- Released by the Titans on Dec. 12, 2016 and signed to the team's practice squad two days later.
- Re-signed by the Titans on Jan. 2, 2017.

SEASON RECAPS:

2016 (0/0): Spent the first nine weeks of the season on the Titans' practice squad before being elevated to the 53-man roster on Nov. 8. Was inactive for four games. Was released on Dec. 12 and spent the final three weeks on the team's practice squad.

2015 (0/0): Spent the entire season on the Titans' practice squad.

COLLEGE:

- A two-time first-team All-MAC selection, Fluellen finished his collegiate career fourth on Toledo's all-time rushing list with 3,336 rushing yards.
- As a senior (2013), gained 1,121 yards rushing despite missing most of four games due to injuries. Added 10 touchdowns during his senior campaign, earning first-team All-MAC honors for his play.
- As a junior (2012), garnered first-team All-MAC accolades after finishing eighth in the nation with 124.8 yards per game. His 1,498 rushing yards ranked fifth all-time at Toledo and his 13 touchdowns were a career high.
- Surpassed the 100-yard mark in six straight games as a junior, including a trio of 200-plus contests.
- As a sophomore (2011), ranked third on the team with 493 rushing yards.
- As a true freshman (2010), gained 224 yards and score one touchdown on 38 carries.
- Earned his degree in criminal justice at Toledo.

PERSONAL:

- Earned first-team All-Western New York and first-team Class AA all-state honors as a senior at Lockport High School after rushing for 1,638 yards and 19 touchdowns as a senior.
- Finished his career as Lockport's all-time leading rusher with 4,744 yards and was named the Class AA Co-Player of the Year as a senior, in addition to being named a top five finalist for the New York State Player of the Year award.
- Son of David Fluellen Sr. and Arletha.
- His brother, Jhamal Fluellen, was a running back at Syracuse and Maine. He also has five sisters.
- Born David Fluellen on Jan. 28, 1992 in Lockport, N.Y.

DAVID FLUELLEN'S NFL STATISTICS

REGULAR SEASON		RUSHING								RECEIVING				
Year	Team	GP	GS	No	Yds	Avg	Lg	TD	Att	Yds	Avg	Lg	TD	
2015	Tennessee	0	0											
Practice Squad														
2016	Tennessee	0	0	0	0	0.0	-	0	0	0	0.0	-	0	
NFL Totals		0	0	0	0	0.0	-	0	0	0	0.0	-	0	



45 JALSTON FOWLER

FULLBACK • 5'11" • 254 LBS • COLLEGE: ALABAMA
 ACQUIRED: 4TH ROUND - 2015 • NFL EXPERIENCE (NFL/TITANS): 3/3
 HOMETOWN: MOBILE, ALA.
 GAMES PLAYED/GAMES STARTED: 32/6 (PLAYOFFS: 0/0)



PRO: The Titans selected Jalston Fowler in the fourth round of the 2015 NFL Draft, and the fullback has played in all 32 games in his first two NFL campaigns. The 5-foot-11-inch, 254-pounder possesses a big, athletic frame and low center of gravity as a runner, and is a threat out of the backfield as a receiver. He adds an element of versatility to the Titans squad having served as a fullback, running back, H-back, tight end and on special teams during his time with the Alabama Crimson Tide.

CAREER HIGHLIGHTS:

- In 2016, Fowler played in all 16 games with six starts at fullback. Helped block for the NFL's third-ranked rushing attack which averaged 136.7 rush yards per game, including DeMarco Murray's AFC-leading 1,287 rushing yards.
- As a rookie in 2015, he played in all 16 games and scored a rushing touchdown and a receiving touchdown. Eight of his 12 touches resulted in first downs.
- Fowler won two national championships (2011, 2012) as a member of the Alabama football team.
- In 2014, Fowler's final year at Alabama, he helped open holes for a pair of Crimson Tide running backs to each amass more than 900 rushing yards. Derrick Henry collected 990 yards on 172 carries with 11 touchdowns and T.J. Yeldon posted 979 yards on 194 rushes with 11 scores.

TITANS TIDBITS:

- Fowler lists his mother, Dana, as the person that inspires him the most. When his brother, Joe, was accidentally shot and killed at a friend's house in 2007, she stayed strong and kept the family together.
- Fowler's nickname is "Nudie." The moniker was given to him by his father because that's how he referred to him when he was a newborn in the hospital.

CAREER TRANSACTIONS:

- The Mobile, Ala., native was selected by the Titans in the fourth round (108th overall) the 2015 NFL Draft.

SEASON RECAPS:

- 2016 (16/6):** Saw action in all 16 games with six starts at fullback and helped open holes for the NFL's third-ranked rushing attack which averaged 136.7 rush yards per game. Carried the ball once for three yards and caught one pass for 14 yards. Registered three special teams tackles on coverage units. Registered his first career NFL start at fullback against Minnesota (9/11/16). Tied for the team lead in special teams tackles three times in 2016 (vs. CLE, at SD, at IND).
- Against Minnesota (9/11), made his first career start at fullback and saw action on special teams.
 - Against Oakland (9/25), started at fullback and snared one reception for 14 yards during the Titans' touchdown drive.
 - At Miami (10/9), saw action as a reserve at fullback and helped open holes for Titans' rushers to gain 235 yards on the ground.
 - Against Jacksonville (10/27), played as a reserve at fullback and helped open holes for Titans' ball carriers to accumulate 214 yards on the ground.
 - At San Diego (11/6), saw limited action as a reserve at fullback. Tied for the team lead with a special teams tackle on coverage units.
 - Against Green Bay (11/13), started at fullback and helped block for Titans' ball carriers who collected 162 yards on the ground.
 - At Chicago (11/27), played as a reserve at fullback and helped block for Titans' ball carriers to gain 149 yards on the ground.
 - Against Denver (12/11), started at fullback and helped block for Titans'

rushers to amass 180 rushing yards on 42 carries in a 13-10 victory over the Broncos.

- At Kansas City (12/18), started at fullback and helped pave the way for Titans' ball carriers to gain 148 yards on the ground. Registered his first carry of the season for three yards.

- 2015 (16/0):** Appeared in all 16 games at fullback as a rookie. Carried the ball seven times for 13 yards with a touchdown. Caught five passes for 44 yards with a touchdown. Eight of his 12 touches resulted in first downs. Registered five special teams tackles and a forced fumble on coverage units. Played in his first career NFL game at Tampa Bay (9/13/15). Tied for the team lead in special teams tackles twice in 2015 (at CLE, vs. BUF).
- At Tampa Bay (9/13), saw action as a reserve at fullback and on special teams in his Titans debut. Helped open holes for Titans rushers to gain 124 yards on the ground. Notched a special teams tackle on coverage units. Extended a scoring drive by recovering a Bishop Sankey fumble in the third quarter.
 - At Cleveland (9/20), carried the ball once for three yards with a first down while hauling in a 19-yard reception. Collected a special teams tackle on coverage units. Set up the Titans' first touchdown with a 19-yard reception on a screen pass in the third stanza.
 - Against Indianapolis (9/27), carried the ball four times for nine yards with his first career touchdown. Kept the Titans' scoring drive alive with a three-yard plunge on fourth-and-one in the third quarter. Got the Titans to within two points with a one-yard touchdown plunge with 47 seconds left to play in the fourth quarter.
 - Against Buffalo (10/11), collected a special teams tackle and forced fumble on coverage units. Stripped Denarius Moore on a punt return, and the fumble was recovered by Steve Johnson at the Bills' 39-yard line in the third quarter.
 - Against Oakland (11/29), gave the Titans a 21-17 lead with a one-yard touchdown catch with less than five minutes to play in the fourth quarter.

COLLEGE:

- Played in 53 career games at Alabama serving as a fullback, running back, H-back, tight end and on special teams. Carried the ball 113 times for 755 yards and five touchdowns. Also caught 19 career passes with seven receiving touchdowns. Was a member of two national championship teams.
- As a senior (2014), selected to the Senior Bowl and played in all 14 games with five starts. Notched 11 receptions for 129 yards and two touchdowns and had 12 rushes on the season for 69 yards. Had six first-down rushes and six first-down receptions, gaining a first down on 12 of his 23 touches. Was named Offensive Player of the Week three times (against Arkansas, Mississippi State and Auburn).
- As a junior (2013), played in all 13 games, after losing most of his sophomore season to an injured knee. Registered seven receptions for 15 yards with five going for touchdowns. His five receiving touchdowns were the second-highest total on the team. Rushed for 88 yards on 20 carries.
- As a redshirt junior (2012), played in two games and filled a myriad of roles in the Alabama offense before suffering a knee injury in the second half of the Western Kentucky game that ended his season. Had 85 rushing yards on 11 carries for a 7.7 yards per carry average. Also had one reception for six yards.
- As a sophomore (2011), played in 13 games as a reserve and gave Alabama a reliable option off the bench at running back. Backed up Trent Richardson and Eddie Lacy and finished with 385 yards on 56 carries, with four touchdowns. Averaged 6.9 yards per carry and converted 16 first downs rushing the football.

- As a freshman (2010), played in 11 games, earning time on special teams and at running back. Totaled two tackles and rushed the ball 14 times for 111 yards with a 36-yard touchdown.
- Graduated with a degree in human environmental science from Alabama in 2013. Received his master's degree in sport management from Alabama in 2015.

PERSONAL:

- Splits time between Nashville and Mobile, Ala., with his two sons, Jalston Jr. and Jayce.
- Was a four-star running back out of Vigor High School. Was listed as the No. 2 fullback nationally by Scout.com and SuperPrep All-American. Was rated as the No. 9 player in Alabama by SuperPrep, the No. 10 prospect on The Mobile Press-Register's Elite 18 and the No. 3 player in the Birmingham News Super Senior postseason rankings.
- As a senior in 2009, was an Alabama Sports Writers Association Class 5A All-State selection and named a Birmingham News Super Senior. Was also an outstanding linebacker.
- Rushed for 1,182 yards and 25 touchdowns in 2008 and also caught 27 passes for 391 yards and a score while leading his Vigor team to the 2008 5A Alabama State Championship.
- List of favorites: (TV show) "SpongeBob SquarePants"; (movie) "Major

Payne"; (actors) Damon Wayans and Denzel Washington; (childhood sports hero) Terrell Davis; (childhood sports teams) Atlanta Falcons and Atlanta Braves; (video game) "NBA 2K"; (guilty pleasure) red velvet cake; and (food) Soul food and fried chicken.

- Follow Fowler on Twitter at @jalstonfowler.
- Born Jalston Demontrez Fowler, Sr. on July 26, 1990 in Mobile, Ala.

JALSTON FOWLER'S GAME-BY-GAME

2015 Tennessee Titans										RUSHING				RECEIVING				2016 Tennessee Titans										
Date	Opp	W/L	P/S	Att	Yds	Avg	Lg	TD	No	Yds	Avg	Lg	TD	Date	Opp	W/L	P/S	Att	Yds	Avg	Lg	TD	No	Yds	Avg	Lg	TD	
Sept 13	@ TB	W	p	0	0	-	0	0	0	0	-	0	0	Sept 11	Min	L	S	0	0	-	0	0	0	0	0	-	0	0
Sept 20	@ Cle	L	p	1	3	3.0	3	0	1	19	19.0	19	0	Sept 18	@ Det	W	S	0	0	-	0	0	0	0	0	-	0	0
Sept 27	Ind	L	p	4	9	2.3	3	1	0	0	-	0	0	Sept 25	Oak	L	S	0	0	-	0	0	1	14	14.0	14	0	
Oct 11	Buf	L	p	0	0	-	0	0	0	0	-	0	0	Oct 2	@ Hou	L	p	0	0	-	0	0	0	0	-	0	0	
Oct 18	Mia	L	p	0	0	-	0	0	0	0	-	0	0	Oct 9	@ Mia	W	p	0	0	-	0	0	0	0	-	0	0	
Oct 25	Atl	L	p	0	0	-	0	0	0	0	-	0	0	Oct 16	Cle	W	p	0	0	-	0	0	0	0	-	0	0	
Nov 1	@ Hou	L	p	0	0	-	0	0	0	0	-	0	0	Oct 23	Ind	L	p	0	0	-	0	0	0	0	-	0	0	
Nov 8	@ NO	W	p	0	0	-	0	0	0	0	-	0	0	Oct 27	Jax	W	p	0	0	-	0	0	0	0	-	0	0	
Nov 15	Car	L	p	0	0	-	0	0	1	14	14.0	14	0	Nov 6	@ SD	L	p	0	0	-	0	0	0	0	-	0	0	
Nov 19	@ Jax	L	p	0	0	-	0	0	1	2	2.0	2	0	Nov 13	GB	W	S	0	0	-	0	0	0	0	-	0	0	
Nov 29	Oak	L	p	1	1	1.0	1	0	1	1	1.0	1t	1	Nov 20	@ Ind	L	p	0	0	-	0	0	0	0	-	0	0	
Dec 6	Jax	W	p	0	0	-	0	0	0	0	-	0	0	Nov 27	@ Chi	W	p	0	0	-	0	0	0	0	-	0	0	
Dec 13	@ NYJ	L	p	0	0	-	0	0	0	0	-	0	0	Dec 11	Den	W	S	0	0	-	0	0	0	0	-	0	0	
Dec 20	@ NE	L	p	1	0	0.0	0	0	1	8	8.0	8	0	Dec 18	@ KC	W	S	1	3	3.0	3	0	0	0	-	0	0	
Dec 27	Hou	L	p	0	0	-	0	0	0	0	-	0	0	Dec 24	@ Jax	L	p	0	0	-	0	0	0	0	-	0	0	
Jan 3	@ Ind	L	p	0	0	-	0	0	0	0	-	0	0	Jan 1	Hou	W	p	0	0	-	0	0	0	0	-	0	0	
Totals	3-13	16/0		7	13	1.9	3	1	5	44	8.8	19	1	Totals	9-7	16/6		1	3	3.0	3	0	1	14	14.0	14	0	

JALSTON FOWLER'S NFL STATISTICS

REGULAR SEASON				RUSHING					RECEIVING				
Year	Team	GP	GS	No	Yds	Avg	Lg	TD	Att	Yds	Avg	Lg	TD
2015	Tennessee	16	0	7	13	1.9	3	1	5	44	8.8	19	1
2016	Tennessee	16	6	1	3	3.0	3	0	1	14	14.0	14	0
NFL Totals		32	6	8	16	2.0	3	1	6	58	9.7	19	1

Single-Game Highs

Rushes - 4 vs. Indianapolis (9/27/15)
 Rushing Yards - 9 vs. Indianapolis (9/27/15)
 Long Rush - 3 (Three times, last at Kansas City 12/27/15)
 Rushing Touchdown - 1 vs. Indianapolis (9/27/15)
 Receptions - 1 (Six times, last vs. Oakland 9/25/16)
 Receiving Yards - 19 at Cleveland (9/20/15)
 Long Reception - 19 at Cleveland (9/20/15)
 Receiving Touchdown - 1 vs. Oakland (11/29/15)

Additional Statistics

Fumble Recoveries - 1 (2015)
 Forced Fumble - 1 (2015)
 Special Teams Tackles - 5 (2015), 3 (2016)



3 JORDAN GAY

KICKER/PUNTER • 6'0" • 200 LBS • COLLEGE: CENTRE
 ACQUIRED: FREE AGENT - 2017
 NFL EXPERIENCE (NFL/TITANS): 4/1 • HOMETOWN: DANVILLE, KY.
 GAMES PLAYED/GAMES STARTED: 33/0 (PLAYOFFS: 0/0)



PRO: The Titans added free agent kicker/punter Jordan Gay in the 2017 offseason to provide depth and flexibility in the specialists unit. A three-year contributor at Centre College, Gay originally entered the league as a rookie free agent with the Carolina Panthers in 2013. After brief offseason and training camp stints with both the Panthers and New York Giants, Gay signed with the Buffalo Bills where he appeared in 33 games and handled kickoff duties from 2014-16.

TITANS TIDBITS:

• Gay owns numerous school records at Centre, including most field goals made in a single season (12 in 2010), single-season punting average (44.8 in 2012), most field goals made in a career (31) and most PATs (111).

CAREER TRANSACTIONS:

- Signed with the Carolina Panthers as a rookie free agent on May 15, 2013.
- Waived by the Panthers on Aug. 24, 2013 during roster cut downs.
- Signed by the New York Giants on Jan. 13, 2014.
- Waived by the Giants on May 12, 2014.
- Signed by the Panthers on May 19, 2014.
- Waived by the Panthers on Aug. 25, 2014.
- Claimed off waivers by the Buffalo Bills on Aug. 26, 2014.
- Waived by the Bills on Oct. 7, 2015.
- Signed by the Bills on Oct. 23, 2015.
- Waived by the Bills on Aug. 31, 2016.
- Signed by the Bills to the team's practice squad on Sept. 4, 2016.
- Signed by the Bills to the active roster from the practice squad on Sept. 9, 2016.
- Waived by the Bills on Sept. 27, 2016.
- Signed by the Bills on Nov. 26, 2016.
- Waived by the Bills on Dec. 3, 2016.
- Signed by the Titans as a free agent on May 15, 2017.

SEASON RECAPS:

2016 (3/0 - Buffalo): Waived by the Bills during training camp roster cuts and re-signed to the practice squad on Sept. 4. Signed to the active roster on Sept. 9 and appeared in Weeks 1 and 3 as a kickoff specialist, posting nine kickoffs for five touchbacks before being waived on Sept. 27. Re-signed the following month on Nov. 26 and played the next day against Jacksonville (11/27), logging five kicks for two touchbacks. Gay was waived on Dec. 3 and remained a free agent.

- Against Arizona (9/25), recorded seven kicks for a career-high tying five touchbacks.

2015 (14/0 - Buffalo): Began the season on the Bills roster before being briefly waived on Oct. 7 and promptly re-signed on Oct. 23. Appeared in 14 games for Buffalo as a kickoff specialist, posting 75 kicks with 42 touchbacks.

- Against Miami (11/8), produced two touchbacks and held the Dolphins to a 12.5 yards per return average.

2014 (16/0 - Buffalo): Spent the offseason with the New York Giants and training camp with the Panthers before being waived by Carolina during roster cuts. Gay was claimed off waivers by the Buffalo Bills on Aug. 26 and handled kickoff

duties in all 16 games for the Bills, logging 80 kicks with 49 touchbacks.

- At New York Jets (10/26), kicked off nine times and placed all nine in the end zone while tallying three touchbacks.

2013 (0/0): Signed as a rookie free agent with the Carolina Panthers but was waived on Aug. 24 as part of training camp roster trim downs. Was not on an NFL roster for the 2013 season.

COLLEGE:

- Appeared in 31 games at Centre, handling punting and placekicking duties for three seasons. Generated a gross punting average of 42.7 yards with 31 punts inside the 20, five touchbacks and a long of 73 yards on 113 punts. Also converted 111 of 113 extra point attempts, 31 of 49 field goal attempts and scored two touchdowns. Gay finished his career at Centre with 216 points and set numerous school records including most field goals made in a single season (12 in 2010), single-season punting average (44.8 in 2012), most field goals made in a career (31) and most PATs (111).
- As a senior (2012), appeared in 10 games and recorded a gross punting average of 44.8 yards on 34 punts with a long of 59. Placed seven punts inside the 20 with one touchback. Made eight of 17 field goals including a long of 53 as well as all 32 extra point attempts. Ran in a nine-yard touchdown and notched a team-leading 62 points on the season.
- As a junior (2011), played in 11 games and posted a team-leading 84 points. Punted 49 times and produced a gross average of 41.3 yards with 14 punts inside the 20, three touchbacks and a long of 73. Connected on 11 of 16 field goals with a long of 51 and made 45 of 46 extra points. Successfully executed a seven-yard touchdown run on a fake field goal.
- As a sophomore (2010), appeared in 10 games and produced a 42.6 yard punting average on 30 punts with a long of 62. Placed 10 punts inside the 20 with one touchback. Made 12 of 16 field goals with a long of 52, as well as 34 of 36 extra points to total 70 points on the season.
- As a freshman (2009), did not play.

PERSONAL:

- Attended Danville (Ky.) High School.
- Earned a degree from Centre College in financial economics.
- Married to Meredith Gruseck and the couple have a one son, Jaxon.

JORDAN GAY'S NFL STATISTICS

REGULAR SEASON			KICKOFFS					
Year	Team	GP	No.	Yds	Avg	Ret	Yds	TB
2014	Buffalo	16	80	5,221	65.3	31	618	49
2015	Buffalo	14	75	4,794	63.9	33	551	42
2016	Buffalo	3	14	875	62.5	7	133	7
NFL Totals		33	169	10,890	64.4	71	1302	98

Single-Game Highs

Kickoffs - 8 at Miami (9/27/15)

Touchbacks - 5 (Eight times, last vs. Arizona 9/25/16)



22 DERRICK HENRY

RUNNING BACK • 6'3" • 247 LBS • COLLEGE: ALABAMA
 ACQUIRED: 2ND ROUND - 2016 • NFL EXPERIENCE (NFL/TITANS): 2/2
 HOMETOWN: YULEE, FLA.
 GAMES PLAYED/GAMES STARTED: 15/2 (PLAYOFFS: 0/0)



PRO: The Titans selected Heisman Trophy winner Derrick Henry in the second round of the 2016 NFL Draft out of the University of Alabama. The 6-foot-3-inch, 247-pounder is a powerful, downhill runner who displays tremendous speed and balance. He has the uncanny ability to find the end zone, having scored 45 combined touchdowns in three seasons with the Crimson Tide. As a rookie in 2016, he scored five touchdowns, sharing time in the backfield with veteran DeMarco Murray. At Alabama, he set numerous school and SEC records while leading his team to a National Championship in 2015.

CAREER HIGHLIGHTS:

- In 2016, Henry rushed for 490 yards and five touchdowns to become the third rookie for the franchise in the "Titans era" to score at least five touchdowns in a season, joining Vince Young (seven rushing touchdowns in 2006) and Chris Johnson (nine rushing and one receiving in 2008).
- Despite playing just three seasons and not seeing extensive action in his first campaign at Alabama, Henry finished his career as the school's all-time rushing leader with 3,591 yards.
- As a senior in 2015, Henry claimed the Heisman Trophy and led his team to the College Football Playoff National Championship. He also won the Doak Walker and Maxwell Award and was selected as the Walter Camp Player of the Year after rushing for an Alabama and Southeastern Conference record 2,219 yards.
- Henry's career high in rushing at Alabama was 271 yards at Auburn on Nov. 28, 2015.

TITANS TIDBITS:

- In high school, Henry broke the 51-year-old national high school rushing record with 12,124 yards after compiling 4,261 rushing yards as a senior.
- Henry sealed an Iron Bowl victory with an epic, career-best 271 rushing yards against the Tigers. He put the Crimson Tide on his back by carrying the ball a school-record 46 times. His 271 rushing yards were 11 more yards than Auburn had in total offense (260). He ended the game with 14 consecutive rushes to run out the clock.
- Henry says his grandmother Gladys Henry played a key inspirational role in his development. He has a portrait tattoo of her on his chest.
- Henry has been growing out his hair since he was in elementary school.

CAREER TRANSACTIONS:

- The Yulee, Fla., native was selected by the Titans in the second round (45th overall) the 2016 NFL Draft.

SEASON RECAPS:

2016 (15/2): Played in 15 games with two starts at running back as a rookie and ranked second on the team with 490 rushing yards on 110 carries with five touchdowns. Became the third rookie for the franchise in the "Titans era" to score at least five touchdowns in a season. Hauled in 13 receptions for 137 yards. Did not play in one contest after suffering an injury in pregame warmups. Led the team in rushing yards twice (at CHI, vs. HOU). Tied for the team lead in receptions once (vs. JAX). Appeared in his first career NFL game and started at running back against Minnesota (9/11/16). Posted his first career touchdown against Jacksonville (10/27/16).

- Against Minnesota (9/11), made his NFL debut and started in a two-running back set. Carried the ball five times for three yards and caught two passes for 41 yards. Set up the Titans' opening field goal by hauling in his first career reception and reversing field for a 29-yard gain in the first quarter.

- At Detroit (9/18), played as a reserve at running back and rushed nine times for 40 yards. Caught one pass for nine yards. Extended the Titans' first scoring drive with a five-yard jaunt on third-and-one late in the opening stanza.
- At Miami (10/9), started at running back as the team opened the game in a two-running back set. Rushed seven times for 54 yards with a long rush of 22 yards. Set up the Titans' second touchdown with a 22-yard dash up the middle in the second quarter.
- Against Jacksonville (10/27), played significant snaps as a reserve at running back and rushed 16 times for 60 yards with his first career touchdown. Tied for the team lead with four receptions for 37 yards. Increased the Titans lead to 17-0 with his first career rushing touchdown on a six-yard run off right end in the second quarter. Kept the Titans' final scoring drive alive with a two-yard rumble on third-and-one on the first play of the fourth quarter.
- At San Diego (11/6), did not play after being injured in pregame warmups.
- At Chicago (11/27), played as a reserve at running back and led the team with 60 rushing yards on eight carries with a touchdown. Evened the score at 7-7 with an 11-yard touchdown run off left tackle with four seconds left to play in the first quarter.
- At Kansas City (12/18), played as a reserve at running back and carried the ball nine times for 58 yards with two touchdowns. Carried the ball five times for 41 yards during the Titans' initial touchdown drive that was punctuated by his four-yard touchdown run with 11:58 left to play in the second quarter. Cut the Chiefs' lead to 17-16 with his second touchdown of the afternoon, a one-yard jaunt, with 3:12 left to play in the fourth quarter.
- Against Houston (1/1), played as a reserve at running back and led the team with a career-best 65 rushing yards on 15 carries with a touchdown. Caught one pass for three yards. Kept the Titans' final touchdown drive alive with a 14-yard run on third-and-one in the third quarter. Gave the Titans a 21-7 advantage with a two-yard touchdown jaunt with 4:44 left to play in the third stanza.

COLLEGE:

- In three seasons at Alabama (2013-15), Henry played in 39 games and totaled 602 carries for a school-record 3,591 yards and 42 rushing touchdowns and added 285 yards on 17 career receptions with three receiving scores. Henry won numerous awards including the Heisman Trophy, the Doak Walker Award, Walter Camp Award, and Maxwell Award. During Alabama's victory over Clemson in the 2016 College Football Playoff National Championship, he broke Shaun Alexander's record for most career rushing yards in Alabama history.
- As a junior (2015), claimed the Crimson Tide's second Heisman Trophy and led his team to the College Football Playoff National Championship. Also won the Doak Walker and Maxwell Award and was selected as the Walter Camp Player of the Year. Named a unanimous first team All-American and first team All-SEC by the league's coaches and the Associated Press. Selected as the SEC Offensive Player of the Year by both outlets. Rushed for a school- and Southeastern Conference record 2,219 yards, which led the nation and was the fifth most in a single-season by an FBS player in college football history. Averaged 147.9 yards per game, which was second in the country. His 28 rushing touchdowns were a national best and an SEC record, snapping Tim Tebow and Tre Mason's old mark of 23. Led the SEC in rushing in conference games with a 179.2 yards per game average, including 13 touchdowns. Had multiple rushing touchdowns in nine games and set the Alabama single-season record with 10 100-yard rushing games and four 200-yard games, which broke Bobby Humphrey's school record (3) set in 1986. Only the third running back in SEC history (Herschel Walker and Bo Jackson) to have four 200-

yard games in a single season. Set the school record with 11 consecutive games with a rushing touchdown and finished his career 20 straight, which was the most in the SEC history. Caught 11 passes for 91 yards. Accounted for a team-high 109 first down rushes on a school-record 395 carries. Was a five-time SEC Offensive Player of the Week (Wisconsin, Georgia, Texas A&M, Mississippi State and Auburn).

- At Auburn (11/28), produced a Heisman-worthy performance as he rushed his way past the Tigers on the Plains to the tune of a career-high 271 yards on the ground on a school-record 46 carries. Scored a touchdown on his 46th and final carry on a 25-yard jaunt that capped 14 straight rushes to end the game. Earned Walter Camp National Player of the Week honors and SEC Player of the Week accolades.
- Against Clemson (1/11), rushed for 158 yards and three touchdowns as the Crimson Tide claimed a 45-40 victory to win the national championship. Carried 36 times, including a 50-yard touchdown scamper in the first quarter and then sealed the win with a one-yard plunge with 1:07 remaining in the game.
- As a sophomore (2014), finished the year with 990 rushing yards on 172 carries with 11 rushing touchdowns. Had five receptions for 133 yards and two receiving touchdowns. Played in all 14 games with two starts and had 21 explosive rushes of 12 yards or more while converting 47 first downs, including four on third down. Three of his five receptions were explosive, taking screen passes 29, 41 and 52 yards.
- As a freshman (2013), as a true freshman saw action in 12 games and totaled 382 rushing yards on 35 carries for a 10.9 yards per carry average. Rushed 10 times (28.6 percent) for 12 yards or more while converting 17 first downs. Took his one pass reception to the end zone for a 61-yard catch and run in the Sugar Bowl. Contributed three tackles on special teams. Registered two 100-yard game (111 vs. Arkansas and 100 vs. Oklahoma).
- Majored in communications at Alabama.

PERSONAL:

- Single, splits time between Nashville and Yulee, Fla.
- Attended Yulee (Fla.) High School, where he was five-star prospect that was listed as the nation's No. 1 athlete and No. 4 running back prospect.
- Was a member of the 2012 All-USA Football Team, chosen by USA Today and also was named the 2012 Maxwell Football Club National High School Player of the Year.
- Broke Ken Hall's 51-year-old national high school rushing record with 12,124 yards after rushing for 4,261 yards as a senior in 2012. Was a Parade Magazine All-American and the publication's National Player of the

Year.

- Played for the East squad in the U.S. Army All-American Bowl, rushing for 53 yards with a touchdown and a two-point conversion.
- Named MaxPreps National Player of the Year and first-team All-American after finishing his high school career with 153 rushing touchdowns, which ranks fifth all time, including 55 scores in 2012.
- Set the Florida high school record with a 510-yard performance against Jacksonville Jackson and averaged 9.2 yards per carry and 327.8 yards per game as a senior.
- Named 2012 first-team All-State selection by the Associated Press and was the Player of the Year on the All-First Coast team.
- Named the 2012 Columbus (Ohio) Touchdown Club National High School Player of the Year as a senior.
- As a junior (2011), rushed for 2,610 yards and 34 scores to earn first-team All-Coast honors from the Florida Times-Union.
- As a sophomore (2010) was named first-team All-Coast running back after rushing for 2,788 yards and 38 touchdowns while averaging 8.9 yards per attempt.
- As a freshman (2009), rushed for 2,465 yards and 26 scores.
- Also played basketball and ran track (100, 400, 4x100, 4x400) in high school.
- As a standout track & field athlete, he competed as a sprinter and posted a personal-best time of 11.11 seconds in the 100-meter dash at the 2011 FHSAA 2A District 3 Championships, where he placed seventh.
- Follow Henry on Twitter at @kinghenry_2.
- Follow Henry on Instagram at @last_king_2.
- Follow Henry on Snapchat at @Dhenryyyyyy2.
- List of favorites: (movie) "Remember the Titans"; (musician) Kevin Gates; (place to get away) anywhere with his family; (food) wings; (athletes as a child) LaDainian Tomlinson and Eddie George; (sports teams as a child) New York Yankees, Los Angeles Lakers.
- Born Derrick Lamar Henry, Jr. on Jan. 4, 1994 in Yulee, Fla.

DERRICK HENRY'S GAME-BY-GAME

2016 Tennessee Titans				RUSHING					RECEIVING																			
Date	Opp	W/L	P/S	Att	Yds	Avg	Lg	TD	No	Yds	Avg	Lg	TD															
Sept 11	Min	L	S	5	3	0.6	5	0	2	41	20.5	29	0	Nov 6	@ SD	L	DNP											
Sept 18	@ Det	W	p	9	40	4.4	9	0	1	9	9.0	9	0	Nov 13	GB	W	p	9	31	3.4	19	0	0	0	-	0	0	
Sept 25	Oak	L	p	10	45	4.5	13	0	0	0	-	0	0	Nov 20	@ Ind	L	p	0	0	-	0	0	0	0	0	-	0	0
Oct 2	@ Hou	L	p	3	9	3.0	6	0	0	0	-	0	0	Nov 27	@ Chi	W	p	8	60	7.5	17	1	0	0	-	0	0	
Oct 9	@ Mia	W	S	7	54	7.7	22	0	0	0	-	0	0	Dec 11	Den	W	p	12	42	3.5	6	0	1	5	5.0	5	0	
Oct 16	Cle	W	p	2	7	3.5	4	0	2	20	10.0	12	0	Dec 18	@ KC	W	p	9	58	6.4	15	2	0	0	-	0	0	
Oct 23	Ind	L	p	1	3	3.0	3	0	0	0	-	0	0	Dec 24	@ Jax	L	p	4	13	3.3	10	0	2	22	11.0	11	0	
Oct 27	Jax	W	p	16	60	3.8	15	1	4	37	9.3	15	0	Jan 1	Hou	W	p	15	65	4.3	14	1	1	3	3.0	3	0	
													Totals	9-7	15/2	110	490	4.5	22	5	13	137	10.5	29	0			

DERRICK HENRY'S NFL STATISTICS

REGULAR SEASON			RUSHING					RECEIVING					
Year	Team	GP	GS	No	Yds	Avg	Lg	TD	Att	Yds	Avg	Lg	TD
2016	Tennessee	15	2	110	490	4.5	22	5	13	137	10.5	29	0
NFL Totals		15	2	110	490	4.5	22	5	13	137	10.5	29	0

Single-Game Highs

- Rushes - 16 vs. Jacksonville (10/27/16)
- Rushing Yards - 65 vs. Houston 1/1/17
- Long Rush - 22 at Miami (10/9/16)
- Touchdowns - 2 at Kansas City (12/18/16)

- Receptions - 4 vs. Jacksonville (10/27/16)
- Receiving Yards - 41 vs. Minnesota (9/11/16)
- Long Reception - 29 vs. Minnesota (9/11/16)
- Touchdowns -



30 DEMONTRE HURST

CORNERBACK • 5'10" • 191 LBS • COLLEGE: OKLAHOMA
 ACQUIRED: UNRESTRICTED FREE AGENT (CHICAGO) - 2017
 NFL EXPERIENCE (NFL/TITANS): 4/1 • HOMETOWN: LANCASTER, TEXAS
 GAMES PLAYED/GAMES STARTED: 32/4 (PLAYOFFS: 0/0)



PRO: The Titans added unrestricted free agent Demontre Hurst to the secondary during the 2017 offseason to provide depth and competition at cornerback. With three years and 32 games of NFL experience under his belt, the 5-foot-10-inch, 191-pounder joins Tennessee from the Chicago Bears where he was a three-year contributor on defense and special teams. Hurst has notched 55 tackles, one sack for 11 yards, two interceptions, three passes defended, one forced fumble and 11 special teams tackles in three seasons (2014-16).

TITANS TIDBITS:

- In 2017, hosted "Demontre Hurst Skills Camp" in his hometown of Lancaster, Texas.
- In 2011, Hurst starred in "Demontre's Corner" on the Oklahoma Sooner's website. The six-episode series took viewers behind the scenes of Hurst's life.

CAREER TRANSACTIONS:

- The Lancaster, Texas, native signed with the Chicago Bears as a rookie free agent on April 28, 2013.
- Waived by the Bears on Aug. 30, 2013.
- Signed by the Bears to the team's practice squad on Sept. 1, 2013.
- Signed by the Bears to a futures contract on Dec. 30, 2013.
- Waived by the Bears on Sept. 8, 2014.
- Signed by the Bears on Sept. 18, 2014.
- Waived by the Bears on Sept. 19, 2015.
- Signed by the Bears to the team's practice squad on Sept. 22, 2015.
- Signed by the Bears to the team's active roster from the practice squad on Oct. 7, 2015.
- Waived by the Bears on Oct. 19, 2015.
- Signed by the Bears to the team's practice squad on Oct. 21, 2015.
- Signed by the Bears to the team's active roster from the practice squad on Dec. 12, 2015.
- Waived by the Bears on Sept. 4, 2016.
- Signed by the Bears to the team's practice squad on Sept. 5, 2016.
- Signed by the Bears to the team's active roster from the practice squad on Oct. 8, 2016.
- Waived by the Bears on Oct. 10, 2016.
- Signed by the Bears to the practice squad on Oct. 11, 2016.
- Signed by the Bears to the team's active roster from the practice squad on Oct. 25, 2016.
- Signed by the Titans as an unrestricted free agent on April 3, 2017.

SEASON RECAPS:

2016 (10/1 - Chicago): Began the season on the Bears' practice squad before being signed to the active roster and making his 2016 debut on special teams in Week 5 at Indianapolis (10/9). Hurst was re-signed to the practice squad on Oct. 11 but was called back up to the active roster on Oct. 25 where he remained for the rest of the season. In total, Hurst appeared in 10 games with one start on the season and recorded 14 tackles, one sack for 11 yards, an interception and one pass defended.

- Against Green Bay (12/18), notched his first career sack.

2015 (7/1 - Chicago): Appeared in seven games with one start for the Bears and was a member of the Bears active roster in Weeks 1, 5-6 and 14-17. Totaled six tackles, one quarterback hurry and one pass defended on the season.

2014 (15/2 - Chicago): Saw action in 15 contests with two starts in his

first season on the Bears active roster. Finished third on the team with 35 tackles and also recorded 1.5 tackles for loss, one interception, one pass defended, forced one fumble and eight special teams tackles.

- At Atlanta (10/12), recorded first career interception.
- Against Minnesota (11/16), posted a career-high six tackles.

2013 (7/1 - Chicago): Signed with the Bears as a rookie free agent and spent the full season on the practice squad.

COLLEGE:

- Appeared in 53 games with 40 starts over four seasons at Oklahoma. Totaled 178 tackles, 10 tackles for loss, two sacks for 17 yards, two interceptions for 104 yards, four forced fumbles, three fumble recoveries and 33 passes defended.
- As a senior (2012), started all 13 games at cornerback. Recorded 59 tackles, one sack for a 2-yard loss, nine passes defended and one fumble recovery. Posted a season-high seven tackles, one sack and two passes defended against Notre Dame (10/28). Named All-Big 12 Second Team by coaches.
- As a junior (2011), started all 13 games and led the team with 11 passes defended. Notched 55 tackles, one forced fumble, two fumble recoveries and scored his first career touchdown with a 55-yard interception return at Texas (10/8). Named All-Big 12 Second Team by coaches.
- As a sophomore (2010), started all 14 games and posted 50 tackles including four for loss. Intercepted a 49-yard pass in the season opener vs. Utah State (9/4). Also forced three fumbles, recovered two fumbles and ranked second on the team in passes defended with 11.
- As a freshman (2009), appeared in 13 games on defense and special teams. Made 14 tackles, two passes defended and his first career sack for a loss of 15 yards vs. Texas (10/17).
- Majored in communications at Oklahoma.

PERSONAL:

- Attended Lancaster (Texas) High School where he recorded 75 tackles, three fumble recoveries, one forced fumble, five interceptions with one returned for a touchdown and two kickoff returns for touchdowns during his senior season. Named 2008 district MVP as a senior.
- Son of Rhonda Hurst.
- Enjoys bowling in his spare time.
- Follow Hurst on Twitter at @Trey_Zero.
- Follow Hurst on Instagram at @Cheezy2xs.
- Born Demontre Hurst on March 24, 1991 in Lancaster, Texas.

DEMONTRE HURST' GAME-BY-GAME

2014 Chicago Bears

Date	Opp	W/L	P/S	Tot	Solo	Asst	Sk	- Yds	QBP	TFL	Int-	Yds	-TD	PD	FF	FR	- Yds	SpT	
Sept 7	Buf	L	p	0	0	0	0.0	0.0	0	0	0	0	0	0	0	0	0	0	0
Sept 14	@ SF	W	NOR																
Sept 22	@ NYJ	W	p	0	0	0	0.0	0.0	0	0	0	0	0	0	0	0	0	0	1
Sept 28	GB	L	p	0	0	0	0.0	0.0	0	0	0	0	0	0	0	0	0	0	0
Oct 5	@ Car	L	p	0	0	0	0.0	0.0	0	0	0	0	0	0	0	0	0	0	0
Oct 12	@ Atl	W	p	3	2	1	0.0	0.0	0	0	1	0	0	1	0	0	0	0	0
Oct 19	Mia	L	p	3	2	1	0.0	0.0	0	0	0	0	0	0	0	0	0	0	2
Oct 26	@ NE	L	s	0	0	0	0.0	0.0	0	0	0	0	0	0	0	0	0	0	0
Nov 9	@ GB	L	p	1	0	1	0.0	0.0	0	0	0	0	0	0	0	0	0	0	0
Nov 16	Min	W	p	6	6	0	0.0	0.0	1	0	0	0	0	0	0	0	0	0	0
Nov 23	TB	W	p	6	5	1	0.0	0.0	1	0	0	0	0	1	0	0	0	1	
Nov 27	@ Det	L	p	4	2	2	0.0	0.0	1	1	0	0	0	0	0	0	0	0	0
Dec 4	Dal	L	p	2	1	1	0.0	0.0	0	0	0	0	0	0	0	0	0	0	2
Dec 15	NO	L	p	2	1	1	0.0	0.0	0	0	0	0	0	0	0	0	0	0	0
Dec 21	Det	L	s	3	3	0	0.0	0.0	0	0	0	0	0	0	0	0	0	0	0
Dec 28	@ Min	L	p	2	2	0	0.0	0.0	0	0	0	0	0	0	0	0	0	0	0
Totals				5-11	15/2	32	24	8	0.0	0.0	3	1	1	0	1	1	0	0	6

2015 Chicago Bears

Date	Opp	W/L	P/S	Tot	Solo	Asst	Sk	- Yds	QBP	TFL	Int-	Yds	-TD	PD	FF	FR	- Yds	SpT	
Sept 13	GB	L	p	0	0	0	0.0	0.0	0	0	0	0	0	0	0	0	0	0	1
Sept 20	Ari	L	NOR																
Sept 27	@ Sea	L	PS																
Oct 4	Oak	W	PS																
Oct 11	@ KC	W	p	0	0	0	0.0	0.0	0	0	0	0	0	0	0	0	0	0	0
Oct 18	@ Det	L	p	0	0	0	0.0	0.0	0	0	0	0	0	0	0	0	0	0	0
Nov 1	Min	L	PS																
Nov 9	@ SD	W	PS																
Nov 15	@ StL	W	PS																
Nov 22	Den	L	PS																
Nov 26	@ GB	W	PS																
Dec 6	SF	L	PS																

Dec 13	Was	L	p	0	0	0	0.0	0.0	0	0	0	0	0	0	0	0	0	0	0
Dec 20	@ Min	L	p	1	1	0	0.0	0.0	1	0	0	0	0	0	0	0	0	0	0
Dec 27	@ TB	W	s	3	2	1	0.0	0.0	1	0	0	0	0	0	0	0	0	0	0
Jan 3	Det	L	p	0	0	0	0.0	0.0	0	0	0	0	0	0	0	0	0	0	0
Totals				6-10	7/1	4	3	1	0.0	0.0	2	0	0	0	0	0	0	0	1

2016 Chicago Bears

Date	Opp	W/L	P/S	Tot	Solo	Asst	Sk	- Yds	QBP	TFL	Int-	Yds	-TD	PD	FF	FR	- Yds	SpT	
Sept 11	@ Hou	L	PS																
Sept 19	Phi	L	PS																
Sept 25	@ Dal	L	PS																
Oct 2	Det	W	PS																
Oct 9	@ Ind	L	p	0	0	0	0.0	0.0	0	0	0	0	0	0	0	0	0	0	0
Oct 16	Jax	L	PS																
Oct 20	@ GB	L	PS																
Oct 31	Min	W	p	0	0	0	0.0	0.0	0	0	0	0	0	0	0	0	0	0	0
Nov 13	@ TB	L	p	2	2	0	0.0	0.0	0	0	0	0	0	0	0	0	0	0	0
Nov 20	@ NYG	L	p	3	3	0	0.0	0.0	0	0	0	0	0	1	0	0	0	1	
Nov 27	Ten	L	p	0	0	0	0.0	0.0	0	0	0	0	0	0	0	0	0	0	0
Dec 4	SF	W	p	0	0	0	0.0	0.0	0	0	0	0	0	0	0	0	0	0	0
Dec 11	@ Det	L	p	0	0	0	0.0	0.0	0	0	1	0	0	1	0	0	0	0	0
Dec 18	GB	L	s	4	4	0	1.0	1.0	1	1	0	0	0	0	0	0	0	0	1
Dec 24	Was	L	p	0	0	0	0.0	0.0	0	0	0	0	0	0	0	0	0	0	0
Jan 1	@ Min	L	p	3	3	0	0.0	0.0	0	0	0	0	0	0	0	0	0	0	0
Totals				3-13	10/1	12	12	0	1.0	11	1	1	1	0	2	0	0	0	2

DEMONTRE HURST'S NFL STATISTICS

REGULAR SEASON			TACKLES								INTERCEPTIONS					FUMBLES			
Year	Team	GP	GS	Tot	Solo	Asst	Sk	Yds	QBP	TFL	No	Yds	Lg	TD	PD	FF	FR	Yds	SpT
2014	Chicago	15	2	35	27	8	0.0	0.0	3	1.5	1	0	0	0	1	1	0	0	8
2015	Chicago	7	1	6	3	3	0.0	0.0	1	0	0	0	0	0	1	0	0	0	1
2016	Chicago	10	1	14	8	6	1.0	11.0	0	0	1	0	0	0	1	0	0	0	2
NFL Totals		32	4	55	38	17	1.0	11.0	4	1.5	2	0	0	0	3	1	0	0	11

Single-Game Highs

- Tackles - 6 vs. Minnesota (11/16/14)
- Interceptions - 1 at Detroit (12/11/16)
- Sacks - 1 vs. Green Bay (12/18/16)
- Passes Defensed - 1 (Three times, most recent at Detroit 12/11/16)
- Forced Fumbles - 1 vs. Tampa Bay (11/23/14)
- Special Teams Tackles - 2 at New England (10/26/14)



25 ADOREE' JACKSON

CORNERBACK • 5'11" • 185 LBS • COLLEGE: SOUTHERN CALIFORNIA
 ACQUIRED: 1ST ROUND - 2017 • NFL EXPERIENCE (NFL/TITANS): ROOKIE
 HOMETOWN: EAST ST. LOUIS, ILL.
 GAMES PLAYED/GAMES STARTED: 0/0 (PLAYOFFS: 0/0)



PRO: The Titans added the versatile and electric Adoree' Jackson with the 18th overall pick in the first round of the 2017 NFL Draft. His presence adds youth and athleticism in the secondary, and he is also an established weapon on special teams. The 5-foot-11-inch, 185-pound cornerback possesses game-breaking speed, but is also a proven and willing tackler. Jackson's ability to play in all three phases of the game in college may be his most impressive trait. During his three-year stint at Southern California, he scored 15 total touchdowns in four different ways: via reception (6), interception (1), punt return (4) and kickoff return (4).

CAREER HIGHLIGHTS:

- Jackson was awarded the 2016 Jim Thorpe Award as the nation's top defensive back.
- Jackson tied two NCAA records with eight career touchdowns on kick returns and nine touchdowns on all runbacks. He also owns Southern California career records with 2,141 kickoff return yards and 79 kickoff returns.

TITANS TIDBITS:

- Jackson was a long jumper and sprinter on USC's track team in the springs of 2015 and 2016, winning the Pac-12 outdoor long jump title both years (and placing second in the Pac-12 100 meters in 2016) and earning All-American status both years after twice placing fifth in the NCAA long jump. He also placed 10th in the long jump in the U.S. Olympic Trials.
- Jackson lists his parents as the people that inspire him the most. "They've always steered me in the right direction. All of their experiences and guidance helped get me where I'm at." Adoree's mother, Vianca, is an amazing inspiration having survived breast cancer.
- Jackson is a Reese's Peanut Butter Cups enthusiast. He names creator Harry Burnett Reese as a historical person he would have loved to meet. "He's a genius. That's by far and away my favorite candy. I eat that like it ain't nothing."

CAREER TRANSACTIONS:

- The East St. Louis, Ill., native was selected by the Titans in the first round (18th overall) of the 2017 NFL Draft.

COLLEGE:

- In three seasons at Southern California, posted 139 tackles, 29 passes defended, six interceptions including one for a touchdown, six stops for loss, three fumble recoveries and two forced fumbles on defense. Notched 39 receptions for 628 yards with six touchdowns and 15 carries for 92 yards on offense. As a return specialist, notched 79 kickoff returns for 2,141 yards with four touchdowns and 46 punt returns for 578 yards with four touchdowns on special teams. In his career, he has scored 15 touchdowns in four different ways: via reception (6), interception (1), punt return (4) and kickoff return (4). Registered 37 career starts (34 at cornerback, 1 at safety, 1 at wide receiver and 1 concurrently at cornerback and wide receiver).
- Tied the NCAA records for most career touchdowns on kick returns (8) and all runbacks (9). Owns the USC career records for kickoff return yardage (2,141 yards) and kickoff returns (79) and his 27.1 career kick return average is second in USC annals. Ranks fifth on USC's all-time punt return list (578 yards) and his four career punt return touchdowns is tied for the school record.

AS A JUNIOR (2016), started all 13 games at cornerback, and collected 55

tackles, a team-best 11 deflections, a team-high five interceptions, a team-best two fumble recoveries and two tackles for loss on defense. Returned 26 kickoffs for 767 yards with two touchdowns and 20 punts for 315 yards with two touchdowns on special teams on special teams. Notched seven carries for 51 yards and two receptions for 76 yards with a touchdown while playing 18 plays on offense. Ranked second nationally in punt return touchdowns (2, first in Pac-12), second in kickoff return touchdowns (2, first in Pac-12), third in punt returns (15.8, first in Pac-12), sixth in kickoff returns (29.5, first in Pac-12), 18th in interceptions (0.4, third in Pac-12) and 19th in passes defended (1.2, third in Pac-12).

- Won the 2016 Thorpe Award and was among four finalists for the Hornung Award and four finalists for the Lott IMPACT Trophy. Was named a 2016 consensus All-American first teamer by AP (cornerback), Football Writers (punt returner), Football Coaches (all-purpose player), Walter Camp (defensive back; second team kick returner), Sporting News (cornerback), ESPN (all-purpose player), Sports Illustrated (all-purpose player; second team returner), Phil Steele (punt returner; second team all-purpose player and third team defensive back and kick returner) and a second teamer by USA Today (returner).
- Was the 2016 Pac-12 Defensive Player of the Year and made the All-Pac-12 first team at two positions (defensive back and return specialist).
- As a team captain, was named USC's 2016 Most Valuable Player (the first Trojan to repeat as team MVP since 2004-05 and only the ninth to win the honor twice since the award was first presented in 1967), as well as USC's Special Teams Player of the Year and Defensive Perimeter Player of the Year.
- At Washington (11/12), intercepted two passes from Washington's quarterback Jake Browning, helping the Trojans win their fifth straight game and upset the #4 ranked Huskies.
- Against Notre Dame (11/26), scored three touchdowns (a 55-yard punt return, 97-yard kickoff return in which he hurdled an Irish defender and 52-yard pass reception) to become the first Trojan since records were available in 1953 to have scored punt and kick runbacks in a game. Earned Pac-12 Special Teams Player of the Week after finishing the game with three punt returns for 66 yards and four kickoff returns for 161 yards. Also added two tackles and two deflections on defense, and a 52-yard reception and a 12-yard rush for a first down among his five offensive snaps.

AS A SOPHOMORE (2015), started 12 games at cornerback, one contest at safety and one game at wide receiver. Notched 35 tackles, eight pass deflections, a forced fumble and an interception for a touchdown on defense. Registered 27 receptions for 414 yards with two touchdowns and seven carries for 36 yards on offense. Recorded 30 kickoff returns for 690 yards and 24 punt returns for 251 yards with two touchdowns on special teams. He was the only player nationally with at least 400 receiving yards, 600 kickoff return yards, 200 punt return yards and 30 tackles. Ranked second nationally in punt returns touchdowns (2, first in Pac-12) and 25th in punt returns (10.5, third in Pac-12).

- Was named to the 2015 All-Pac-12 first team (defensive back) and second team (return specialist), AP All-Pac-12 first team (defensive back) and Phil Steele All-Pac-12 first team (defensive back) and second team (punt returner). He was also named USC's MVP.
- At Arizona State (9/26), tallied two tackles along with 184 all-purpose yards on just five touches (three receptions for 131 yards, including taking a swing pass a then career-long 80 yards for a touchdown to open the game's scoring and also grabbing a 45-yard catch on third-and-6 to keep a touchdown drive alive, and two punt returns for 53 yards, including 45-yarder where he juiced, jumped and slipped defenders.

- At California (10/31), notched two tackles and returned his first career interception for a 46-yard touchdown.
- Against UCLA (11/28), started at safety and collected a team-best six tackles and two pass deflections. Also returned three kickoffs for 53 yards and two punts for 46 yards, including a 42-yard touchdown return.

AS A FRESHMAN (2014), made quite an impact on defense, offense and special teams as a cornerback, wide receiver and returner. Appeared in all 13 games with 10 starts at cornerback and one start concurrently at wide receiver. Recorded 49 tackles, including four stops for losses, 10 passes defended, a forced fumble and a fumble recovery on defense. Added 10 receptions for 138 yards with three touchdowns and one carry for five yards on offense. Posted 23 kickoff returns for 684 yards with two touchdowns and two punt returns for 12 yards.

- Was named Sporting News Freshman All-American first team, USA Today Freshman All-American first team and ESPN.com True Freshman All-American first team.
- Was named the 2014 Pac-12 Defensive Freshman of the Year and made All-Pac-12 honorable mention (all-purpose player).
- At Utah (10/25), posted four tackles, including a stop for loss, a pass deflection, a forced fumble and a fumble recovery on the same play. Added two kickoffs for 127 yards with a school record-tying 100-yard return for a touchdown.
- Against Notre Dame (11/29), became the first Trojan to start on offense (wide receiver) and defense (cornerback) in a game since at least the late 1960s when starting records were first reliably kept during the two-platoon era. Posted three tackles, a pass deflection and caught a 16-yard touchdown.
- Against Nebraska (12/27), made seven tackles and a pass deflection, caught three passes for 73 yards with a 71-yard touchdown and returned three kickoffs for 130 yards with a Holiday Bowl-record 98-yard touchdown.
- Majored in communications with a real estate minor at Southern California.

PERSONAL:

- Attended Serra (Gardena, Calif.) High School and was named 2013 USA Today All-USA first team, Parade All-American first team, Prep Star All-American Dream Team, Max Preps All-American first team, Student Sports All-American first team, ESPN 300, Max Preps All-American Medium Schools first team, Cal-Hi Sports California Mr. Football, Cal-Hi Sports All-State first team, Max Preps All-State Division II first team, All-CIF Western Division Defensive Player of the Year, Los Angeles Times All-Area, Orange County Register Fab 15 first team, South Bay Daily Breeze All-South Bay Player of the Year, Wave Newspapers All-West Region Player of the Year and All-Mission League MVP.
- As a senior (2013), played wide receiver, running back, defensive back and return specialist. He ran for 639 yards on 66 carries with five touchdowns and caught 38 passes for 812 yards with seven touchdowns on offense, plus he had 36 tackles, six interceptions (three for touchdowns), eight deflections and a forced fumble on defense and he had three additional touchdowns on returns. He played in the 2013 CIF Western Division final and had a 92-yard punt return and a 93-yard kickoff return in the game.
- As a junior (2012), he was named Cal-Hi Sports All-State first team, Cal-Hi Sports All-State Junior first team, All-CIF Western Division Defensive Player of the Year, Los Angeles Times All-Area, South Bay Daily Breeze All-South Bay Player of the Year, Los Angeles Wave Player of the Year and All-Mission League Defensive MVP. He had 33 receptions for 546 yards with five touchdowns and 175 yards on seven carries with five touchdowns on offense, plus he had 56 tackles, five interceptions, seven passes defended, two forced fumbles and a fumble recovery on defense and averaged 37.8 yards on 12 punts. Serra won the 2012 CIF Western Division and he had a 78-yard touchdown run on a fake punt in the game. Serra also won the CIF state championship Division II bowl game and he had a 95-yard run on a fake punt in the game.
- As a sophomore (2011), had two receptions for 39 yards and made 23 tackles, six interceptions and 10 pass deflections.
- During his freshman year in high school, he went to Belleville (Ill.) East High School. He moved to California prior to his sophomore year in high school.
- Was also on Serra's track team and finished with career bests of 10.68 in the 100 meters, 21.59 in the 200 and 25-5.25 in the long jump. Serra won

the 2013 CIF state championship while he placed second in the long jump at 24-7. He won the 2012 state long jump title at 20-0.5 and was named the 2012 Cal-Hi Sports California Sophomore Athlete of the Year and 2013 Cal-Hi Sports California Junior Athlete of the Year.

- Was also a guard on Serra's basketball team.
- Follow Jackson on Twitter, Instagram and Snapchat at @AdoreeKnows.
- List of favorites: (movie) "Space Jam"; (TV show) Food Network shows, "Love & Hip Hop," "Scandal," "How To Get Away with Murder"; (musician or band) Drake, ASAP Rocky; (food) Chinese food and Imo's Pizza; (guilty pleasure) Reese's Peanut Butter Cups; (sports teams as a child) Chicago Bulls, St. Louis Rams, St. Louis Cardinals and (athlete as a child) Reggie Bush.
- Born Adoree' Jackson on Sept. 18, 1995 in East St. Louis, Ill.

ADOREE' JACKSON'S COLLEGE STATISTICS

Year	Team	GP	GS	TACKLES				INTERCEPTIONS					FUMBLES		
				Tackles	Sk	Yds	TFL	No	Yds	Lg	TD	PD	FF	FR	Yds
2014	Southern Cal	13	10	49	0.0	0.0	4	0	0	0	0	10	1	1	0
2015	Southern Cal	13	13	35	0.0	0.0	0	1	46	46t	1	8	1	0	0
2016	Southern Cal	13	13	55	0.0	0.0	2	5	21	21	0	11	0	2	0
College Totals		39	36	139	0.0	0.0	6	6	67	46t	1	29	2	3	0

Year	Team	Att	RECEIVING				RUSHING				
			Yds	Avg	Lg	TD	No	Yds	Avg	Lg	TD
2014	Southern Cal	10	138	13.8	71t	3	1	5	5.0	5	0
2015	Southern Cal	27	414	15.3	83t	2	7	36	5.1	27	0
2016	Southern Cal	2	76	38.0	52t	1	7	51	7.3	17	0
College Totals		39	628	16.1	83t	6	15	92	6.1	27	0

Year	Team	PUNT RETURNS					KICKOFF RETURNS				
		No	Yds	Avg	Lg	TD	No	Yds	Avg	Lg	TD
2014	Southern Cal	2	12	6.0	10	0	23	684	29.7	100t	2
2015	Southern Cal	24	251	10.5	45t	2	30	690	23.0	40	0
2016	Southern Cal	20	315	15.8	77t	2	26	767	29.5	100t	2
College Totals		46	578	12.6	77t	4	79	2,141	27.1	100t	4

Single-Game Highs

Tackles - 8 at Washington State (11/1/14)

Interceptions - 2 vs. Washington (11/12/16)

Passes Defensed - 2 (Nine times, last vs. Notre Dame 11/26/16)

Tackles For Loss - 1 (Six times, last at UCLA 11/19/16)

Receptions - 6 vs. Utah (10/24/15)

Receiving Yards - 131 at Arizona State (9/26/15)

Long Reception - 83t at Notre Dame (10/17/15)

Receiving Touchdowns - 1 (Six times, last vs. Notre Dame 11/26/16)

Rushing Attempts - 2 (Three times, last vs. Penn State (1/2/17)

Rushing Yards - 27 vs. Stanford (12/5/15)

Long Rush - 27 vs. Stanford (12/5/15)

Kickoff Returns - 5 vs. Stanford (9/19/15)

Kickoff Return Yards - 161 vs. Notre Dame (11/26/16)

Kickoff Return Long - 100t (Twice, last at Utah 9/23/16)


Kickoff Return Touchdowns - 1 (Four times, last vs. Notre Dame 11/26/16)

Punt Returns - 4 (Twice, last vs. Colorado 10/8/16)

Punt Return Yards - 77 vs. Utah State (9/10/16)

Punt Return Long - 77t vs. Utah State (9/10/16)

Punt Return Touchdowns - 1 (Four times, last vs. Notre Dame 11/26/16)



15 DARIUS JENNINGS

WIDE RECEIVER • 5'10" • 180 LBS • COLLEGE: VIRGINIA

ACQUIRED: FREE AGENT - 2017

NFL EXPERIENCE (NFL/TITANS): 1/1 • HOMETOWN: BALTIMORE, MD.

GAMES PLAYED/GAMES STARTED: 4/1 (PLAYOFFS: 0/0)



PRO: The Titans added free agent wide receiver Darius Jennings to the roster during the 2017 offseason. With four NFL games and one start on his resume, the 5-foot-10-inch, 180-pounder has the ability to line up at wide receiver as well as return kicks. After completing his four-year career at Virginia, Jennings ranked No. 1 all-time in program history in kick return yards with 1,839. Jennings originally signed as a rookie free agent with the Cleveland Browns in 2015 and has since spent time on the practice squads of Cleveland, Chicago Bears and the New York Jets.

TITANS TIDBITS:

- Helps out with "Next One Up," an organization helping inner city high school athletes in his hometown of Baltimore, Md.
- Worked as a camp counselor at his alma mater The Gilman (Md.) School, helping middle school children with classwork and activities.

CAREER TRANSACTIONS:

- Signed with the Cleveland Browns as a rookie free agent on May 11, 2015.
- Waived by the Browns on Sept. 5, 2015.
- Signed by the Browns to the team's practice squad on Sept. 6, 2015.
- Signed by the Browns to the active roster from the practice squad on Dec. 5, 2015.
- Waived by the Browns on Dec. 16, 2015.
- Signed by the Browns on Dec. 22, 2015.
- Waived by the Browns on Sept. 3, 2016.
- Signed by the Browns to the team's practice squad on Sept. 4, 2016.
- Waived by the Browns on Oct. 6, 2016.
- Signed by the Chicago Bears to the team's practice squad on Oct. 10, 2016.
- Waived by the Bears on Nov. 22, 2016.
- Signed by the New York Jets to the team's practice squad on Dec. 6, 2016.
- Signed by the Jets to a futures contract on Jan. 2, 2017.
- Waived by the Jets on April 26, 2017.
- Signed by the Titans as a free agent on May 19, 2017.

SEASON RECAPS:

2016 (0/0 - Cleveland, Chicago, New York Jets): Spent time with the Cleveland Browns, Chicago Bears and New York Jets practice squads.

2015 (4/1 - Cleveland): Signed with the Browns as a rookie free agent and began the season on the practice squad before being signed to the active roster on Dec. 5. Jennings appeared in four games with one start for the Browns, totaling 14 receptions for 117 yards and amassing 158 return yards on seven kicks.

- Against Cincinnati (12/6), made his NFL debut and caught five receptions for 35 yards. Returned a career-high five kicks for a career-high 112 yards and a career-high long of 28.
- Against Pittsburgh (1/3/16), made his first career start in Week 17 and made a career-high six catches for a career-high 45 yards. Also recovered his first career fumble and returned two kicks for 46 yards with a long of 25.

COLLEGE:

• Appeared in 49 games with 28 starts at Virginia during his four-year career as a Cavalier, playing wide receiver and returning kicks. At the completion of his collegiate career, Jennings ranked No. 1 all-time in Virginia history with 1,839 career kick return yards, No. 5 with 133 career receptions, No. 9 in program history with 1,667 career receiving yards and No. 11 with 3,719

career all-purpose yards.

• As a senior (2014), saw action in all 12 games and started 11. Ranked No. 1 in the ACC and No. 8 in the nation with 27.1 yards per kick return and finished his senior season with 677 return yards, 27 receptions for 521 yards and two touchdowns, as well as 115 rushing yards on 24 attempts and one touchdown. Led the team with 1,313 all-purpose yards and was named the team's Special Teams Player of the Week three times by Virginia's coaches. Earned All-ACC honorable mention and All-ACC Coaches honorable mention accolades as a kick returner.

• Caught three passes for 39 yards and one touchdown against UCLA (8/30).

• As a junior (2013), appeared in all 12 games and made five starts for Virginia. Scored three touchdowns, tied for second on the team in receptions with 38, second on the team with 881 all-purpose yards and ranked third on the team with 340 receiving yards.

• As a sophomore (2012), played in 12 games and started 11. Notched a team-leading 568 receiving yards on five touchdown catches.

• As a freshman (2011), appeared in all 13 games and made one start as a true freshman. Totaled 20 receptions for 238 yards, led the team in kickoff return yards with 599 and ranked third on the team with 873 all-purpose yards.

• Majored in sociology at Virginia.

PERSONAL:

- Attended The Gilman (Md.) School where he played wide receiver, running back, quarterback and defensive back.
- Finished his high school career as Gilman's all-time leading rusher with 4,338 career yards and 53 touchdowns on 493 carries. As a junior, set single-season school records by rushing for 2,028 yards and 25 touchdowns.
- Named the Baltimore Sun's Male Athlete of the Year in 2011.
- Also played basketball and ran track in high school.
- Majored in sociology.
- Lists 'Little Giants' and 'Rush Hour' as his favorite movies and 'The Wire' as his favorite television show.
- Son of Lawrence and Dana Jennings.
- Has two brothers, Dimitrius Jones Jr. and Deon Jennings.
- Follow Jennings on Twitter and Instagram at @DariusJennings_
- Born Darius Lamar Jennings on June 28, 1992 in Baltimore, Md.

DARIUS JENNINGS' GAME-BY-GAME

2015 Cleveland Browns		RECEIVING							
Date	Opp.	W/L	P/S	No	Yds	Avg	Lg	TD	
Sept 13	@ NYJ	L	PS						
Sept 20	Ten	W	PS						
Sept 27	Oak	L	PS						
Oct 4	@ SD	L	PS						
Oct 11	@ Bal	W	PS						
Oct 18	Den	L	PS						
Oct 25	@ StL	L	PS						
Nov 1	Ari	L	PS						
Nov 5	@ Cin	L	PS						
Nov 15	@ Pit	L	PS						
Nov 30	Bal	L	PS						
Dec 6	Cin	L	p	5	35	7.0	16	0	
Dec 13	SF	W	p	0	0	-	-	0	
Dec 20	@ Sea	L	NOR						
Dec 27	@ KC	L	p	3	37	12.3	15	0	
Jan 3	Pit	L	s	6	45	7.5	14	0	
Totals		3-13	4/1	14	117	8.4	16	0	

DARIUS JENNINGS' NFL STATISTICS

REGULAR SEASON		RECEIVING								RUSHING				
Year	Team	GP	GS	No	Yds	Avg	Lg	TD	Att	Yds	Avg	Lg	TD	
2015	Cleveland	4	1	14	117	8.4	16	0	0	0	0.0	-	0	
2016	CLE, CHI, NYJ													
Practice Squad														
NFL Totals		4	1	14	117	8.4	16	0	0	0	0.0	-	0	

Single-Game Highs

Receptions - 6 vs. Pittsburgh (1/3/16)
 Receiving Yards - 45 vs. Pittsburgh (1/3/16)
 Long Reception - 16 vs. Cincinnati (12/6/15)
 Kick Return Yards - 112 vs. Cincinnati (12/6/15)

Additional Statistics

Fumble Recoveries - 1 vs. Pittsburgh (1/3/16)



94 AUSTIN JOHNSON

DEFENSIVE LINEMAN • 6'4" • 314 LBS • COLLEGE: PENN STATE
 ACQUIRED: 2ND ROUND - 2016 • NFL EXPERIENCE (NFL/TITANS): 2/2
 HOMETOWN: GALLOWAY, N.J.
 GAMES PLAYED/GAMES STARTED: 10/0 (PLAYOFFS: 0/0)



PRO: The Titans selected Austin Johnson in the second round of the 2016 NFL Draft. The 6-foot-4-inch, 314-pound defensive lineman has the bulk and power to secure the middle of the defense as a nose tackle but also the versatility and movement skills to play other positions along the front. At Penn State, he appeared in 38 games with 28 starts over three seasons, including starts in every game during his final two campaigns. He gained the reputation there as a tenacious and relentless fighter in the trenches.

CAREER HIGHLIGHTS:

- As a rookie in 2016, Johnson appeared in 10 games. His totals included 15 tackles and a half sack.
- Johnson's 78 tackles as a junior in 2015 ranked second among defensive linemen in FBS and were the most by a Penn State defensive lineman since Jimmy Kennedy (87) in 2002.
- Against San Diego State on Sept. 26, 2015, he returned a fumble 71 yards for his first career touchdown (high school or college).

TITANS TIDBITS:

- When Johnson was drafted by the Titans, he became a teammate once again of DaQuan Jones, a former Penn State defensive lineman who was drafted by the Titans in 2014. The two remained close, and Jones was among Johnson's family and friends surrounding him on draft night.
- Johnson was a broadcast journalism major at Penn State.
- The son of Austin and Tammy Johnson, he has two older sisters, Brandi and Erika, and one younger sister, Kennedy. Kennedy is a forward on the Michigan State women's basketball team.

CAREER TRANSACTIONS:

- The Galloway, N.J., native was selected by the Titans in the second round (43rd overall) of the 2016 NFL Draft.

SEASON RECAPS:

- 2016 (10/0):** Played in 10 games as a reserve on the defensive front during his rookie campaign and registered 15 tackles, a half sack, a quarterback pressure, a stop for loss and a pass defended. Was inactive for six contests. Appeared in his first career NFL game against Minnesota (9/11/16). Tied for the team lead in passes defended once (at MIA).
- Against Minnesota (9/11), made his NFL debut as a reserve on the defensive front and collected a solo tackle.
 - At Miami (10/9), saw limited action as a reserve on the defensive front and registered a tackle for loss and a pass defended. Halted a Dolphins' drive by batting down a third-and-one pass intended for Dion Sims in the second quarter. Stopped Jay Ajayi for a five-yard loss on a rush off right guard on the first play of the fourth quarter.
 - Against Cleveland (10/16), played as a reserve at nose tackle and notched two tackles.
 - At Indianapolis (11/20), played as a reserve at nose tackle and tied a career-high with two tackles, including a half sack. Teamed with Derrick Morgan to sack Andrew Luck for a six-yard loss in the fourth quarter.
 - At Kansas City (12/18), played as a reserve at nose tackle and tallied a career-best four tackles. Teamed with Al Woods to stuff Spencer Ware for no gain on a rush off right end in the third quarter.
 - At Jacksonville (12/24), saw action as a reserve at defensive tackle and posted two tackles.
 - Against Houston (1/1), played as a reserve on the defensive front and registered two tackles.

COLLEGE:

- In three seasons at Penn State, Johnson appeared in 38 games and recorded 28 starts, including starts in all 26 games as a sophomore and junior. He totaled 154 tackles, 8.5 sacks, 24 tackles for loss, eight passes defended, one forced fumble and four fumble recoveries, including a fumble recovery for a touchdown.
- As a junior (2015), started all 13 games and named second-team All-Big Ten by the media and third-team All-Big Ten by the coaches. Named All-Big Ten by BTN.com and ESPN.com and earned first-team All-Big Ten honors from the Associated Press and Athlon Sports. Ranked second on the team with 15.0 tackles for loss and 6.5 sacks. Ranked second among defensive linemen in FBS and third on the team with 78 tackles, posting the most tackles for a Penn State defensive lineman since Jimmy Kennedy (87) in 2002.
- Against San Diego State (9/26), had a 71-yard fumble return for a touchdown for his first career touchdown. The play marked his fourth career fumble recovery and Penn State's first fumble recovery for a touchdown since 2012. Added two tackles and shared a tackle for loss to assist Penn State amassing nine tackles for loss in the game.
- As a sophomore (2014), started all 13 games and finished fifth on the team with 49 tackles. Led the team with two fumble recoveries and added six tackles for loss and three pass pickups. Named honorable mention All-Big Ten by the conference media.
- As a redshirt freshman (2013), appeared in all 12 games with two starts. Recorded 27 tackles, three tackles for loss, one sack and a fumble recovery.
- As a freshman (2012), redshirted.
- Graduated in December 2015 with a degree in journalism.

PERSONAL:

- Single, splits time between Nashville and Galloway, N.J.
- Attended St. Augustine Preparatory School (Richland, N.J.), where he was a two-time team captain. Named all-state, All-Cape-Atlantic League and All-South Jersey during his senior season. Ranked among the nation's top 25 prep defensive tackles by Scout.com.
- Earned second-team All-Cape-Atlantic League and second-team All-South Jersey honors as a junior.
- Also was an all-state performer in basketball in high school and was named Cape-Atlantic Basketball Player of the Year as a senior. Guided the Hermits to the NJSIAA Non-Public Group A State Championship during his junior season.
- On Twitter: @ajohn15
- On Instagram: @ajohn_94
- List of favorites: (TV show) "Game of Thrones"; (movie) "Avengers: Age of Ultron"; (musician or band) Future, Drake; (athlete as a child) Michael Jordan; (guilty pleasure) Reese's Peanut Butter Cups.
- Born Austin Hunter Johnson on May 8, 1994 in Galloway, N.J.

AUSTIN JOHNSON'S GAME-BY-GAME

2016 Tennessee Titans

Date	Opp	W/L	P/S	Tot	Solo	Asst	Sk	- Yds	QBP	TFL	Int	- Yds	-TD	PD	FF	FR	- Yds	SpT		
Sept 11	Min	L	p	1	1	0	0.0	0.0	0	0	0	0	0	0	0	0	0	0	0	
Sept 18	@ Det	W	IA																	
Sept 25	Oak	L	IA																	
Oct 2	@ Hou	L	IA																	
Oct 9	@ Mia	W	p	1	1	0	0.0	0.0	0	1	0	0	0	1	0	0	0	0	0	
Oct 16	Cle	W	p	2	1	1	0.0	0.0	0	0	0	0	0	0	0	0	0	0	0	
Oct 23	Ind	L	IA																	
Oct 27	Jax	W	IA																	
Nov 6	@ SD	L	IA																	
Nov 13	GB	W	p	0	0	0	0.0	0.0	0	0	0	0	0	1	0	0	0	0	0	
Nov 20	@ Ind	L	p	2	1	1	0.5	3.0	0	0	0	0	0	0	0	0	0	0	0	
Nov 27	@ Chi	W	p	1	1	0	0.0	0.0	0	0	0	0	0	0	0	0	0	0	0	
Dec 11	Den	W	p	0	0	0	0.0	0.0	0	0	0	0	0	0	0	0	0	0	0	
Dec 18	@ KC	W	p	4	4	0	0.0	0.0	0	0	0	0	0	0	0	0	0	0	0	
Dec 24	@ Jax	L	p	2	2	0	0.0	0.0	0	0	0	0	0	0	0	0	0	0	0	
Jan 1	Hou	W	p	2	2	0	0.0	0.0	0	0	0	0	0	0	0	0	0	0	0	
Totals				9-7	10/0					15	13	2	0.5	3.0	1	1	0	0	1	0

AUSTIN JOHNSON'S NFL STATISTICS

REGULAR SEASON		TACKLES							INTERCEPTIONS					FUMBLES					
Year	Team	GP	GS	Tot	Solo	Asst	Sk	Yds	QBP	TFL	No	Yds	Lg	TD	PD	FF	FR	Yds	SpT
2016	Tennessee	10	0	15	13	2	0.5	3.0	1	1	0	0	0	0	1	0	0	0	0
NFL Totals		10	0	15	13	2	0.5	3.0	1	1	0	0	0	0	1	0	0	0	0


Single-Game Highs

Tackles - 4 at Kansas City (12/18/16)

Sacks - 0.5 at Indianapolis (11/20/16)

Quarterback Pressures - 1 vs. Green Bay (11/13/16)

Passes Defensed - 1 at Miami (10/9/16)



60 BEN JONES

CENTER • 6'3" • 308 LBS • COLLEGE: GEORGIA
 ACQUIRED: UNRESTRICTED FREE AGENT (HOU) - 2016
 NFL EXPERIENCE (NFL/TITANS): 6/2 • HOMETOWN: BRENT, ALA.
 GAMES PLAYED/GAMES STARTED: 80/59 (PLAYOFFS: 3/3)



PRO: The Titans signed Ben Jones early in the 2016 free agency period to bring veteran leadership and experience to the center position and he provided just that in his first campaign with the club. The 6-foot-3-inch, 308-pounder was originally selected by the Houston Texans in the fourth round (99th overall) of the 2012 NFL Draft. The University of Georgia product is a versatile player, having started contests at center and both guard spots in his first four seasons with the Texans.

CAREER HIGHLIGHTS:

- Jones has started games at center, left guard and right guard during his NFL career and has opened holes for three 1,000-yard rushers.
- In 2016, Jones centered all 16 games in his first campaign with the Titans and was a part of an offensive front that blocked for the NFL's third-ranked rushing attack which averaged 136.7 rush yards per game.
- In 2015, Jones transitioned to his natural position of center and started all 16 games and the playoff contest for the Texans.
- In 2014, Jones started all 16 contests at left guard.
- As a rookie in 2012, Jones started the final 10 games of the season at right guard and was named the Texans Rookie of the Year.

TITANS TIDBITS:

- Jones switched from jersey #61 to #60 prior to his senior season at Georgia, to honor his father, Steve, a former collegiate star, who was killed in a helicopter crash when he was 10 years old.
- Jones' pregame ritual consists of walking barefoot on the field "to get a feel for the turf." The routine began before one game with his brother in high school and after enjoying success that night, it has continued ever since.
- When he was 10 years old, Jones suffered a blow to the head with a baseball bat. The impact caused a blood clot to develop on his brain and fractured his skull. The injury kept him out of all athletic activity for a year, proving to be a challenging time for an active and athletic boy. Although it was a tough period in his life, Ben says this time turned him into the man he is today. As soon as he was cleared for activities, Jones threw himself into being the best athlete he could be.
- During the 2017 offseason, Jones and his wife, Alex, hosted the Ben Jones Celebrity Clay Shoot to benefit The Ronald McDonald House in Nashville. The event raised \$85,000. Ben and Alex have a passion for helping children and have seen first-hand the blessings provided by the Ronald McDonald House to friends and family with sick children.
- Jones' brother, Clay, played baseball for the University of Alabama and then was drafted by the Detroit Tigers.

CAREER TRANSACTIONS:

- A native of Brent, Ala., Jones was originally selected by the Houston Texans in the fourth round (99th overall) of the 2012 NFL Draft.
- Signed by the Titans as an unrestricted free agent on March 10, 2016.

SEASON RECAPS:

2016 (16/16 - Tennessee): Started all 16 games at center in his first season with the Titans and was a part of an offensive front that blocked for the NFL's third-ranked rushing attack which averaged 136.7 rush yards per game.

- Against Minnesota (9/11), made his Titans debut as the starting center.
- At Detroit (9/18), started at center and blocked for an offense that amassed 363 total yards in a 16-15 comeback win.
- Against Oakland (9/25), started at center and was a part of an offensive line that helped produce 393 total yards and allow just one sack on 33 pass

attempts.

- At Miami (10/9), started at center and was a member of an offensive front that opened holes for Titans' rushers to gain 235 yards on the ground and did not allow a sack on 29 pass attempts.
- Against Cleveland (10/16), started at center and blocked for an offense that compiled a season-high 407 total yards, including 137 rushing yards.
- Against Jacksonville (10/27), started at center and opened holes for Titans' ball carriers to accumulate 214 yards on the ground. Was a part of an offensive front that did not allow a sack in 23 pass attempts.
- At San Diego (11/6), started at center and was a part of an offensive line that did not allow a sack on 43 pass attempts.
- Against Green Bay (11/13), started at center and blocked for an offense that amassed 446 total yards and six touchdowns in a 47-25 victory against the Packers.
- At Chicago (11/27), started at center and was a member of an offensive front that did not allow a sack on 23 pass attempts. Blocked for Titans' ball carriers to gain 149 yards on the ground.
- Against Denver (12/11), started at center and was a part of an offensive line that opened holes for Titans' rushers to amass 180 rushing yards on 42 carries in a 13-10 victory over the Broncos.
- At Kansas City (12/18), started at center and helped pave the way for Titans' ball carriers to gain 148 yards on the ground. Member of an offensive front that allowed just one sack for zero yards on 33 pass attempts.

2015 (16/16, 1/1 - Houston): Started all 16 games at center and in Wild Card Game against Kansas City (1/9). Extended his streak of consecutive regular season games played to 64, which is the second-longest active streak among NFL centers.

2014 (16/16 - Houston): Started all 16 games at left guard in his third season with the Texans.

2013 (16/1 - Houston): Played in all 16 games with one start for the Texans.

- At San Francisco (10/6), started at right guard and blocked for a ground game that produced 131 yards.

2012 (16/10, 2/2 - Houston): Appeared in all 16 games with 10 starts as a rookie. Was originally drafted as a center, but worked his way into a starting role at right guard. Was a part of seven 100-yard rushing performances by Arian Foster for the NFL's seventh-ranked offense.

- Against Miami (9/9), made his Texans and NFL debut on special teams in the season opener.
- At Jacksonville (9/17), saw action at right guard and was part of an offensive line that cleared the way for Texans running backs to rush for 216 yards and three touchdowns while not allowing Matt Schaub to be sacked.
- At Denver (9/23), helped provide protection for Matt Schaub, enabling him to tie a career-high with four touchdown passes.
- At N.Y. Jets (10/8), helped Arian Foster rush for a season-high 157 yards and a touchdown.

COLLEGE:

- Finished his collegiate career ranked third in Georgia history with 49 starts.
- Was a two-time All-SEC selection by the league's coaches and four-time SEC Offensive Lineman of the Week during his career. Was named to Georgia's Team of the Decade.
- As a senior (2011), earned All-SEC first-team honors and was rated the

nation's second-best center in the draft by The NFL Draft Report. Named second-team All-SEC honoree by the Associated Press, Phil Steele and the league's coaches for his senior season.

- In his final collegiate season, served as a team captain and started all 14 games at center.
- As a junior (2010), appeared in 13 games making 12 starts. Earned All-SEC second-team honors from The NFL Draft Report.
- As a sophomore (2009), started all 13 games and was named All-SEC second-team by the league's coaches.
- As a freshman (2008), appeared in 13 games making 10 starts at center and was selected a Freshman All-American and Freshman All-SEC. Named Freshman All-American first-team by College Football News, adding second-team honors from The Sporting News and Phil Steele.
- Member of the fall 2009 Georgia Athletic Director's Honor Roll.
- Majored in Health & Physical Education at Georgia.

PERSONAL:

- Married to Alex, and the couple lives in Nashville.
- Attended Bibb County High School in Centreville, Ala., where he earned Super Prep All-Dixie Team, Prep Star All-Southeast Region and Alabama Sports Writers Association Class 5A first-team All-State honors as a senior.
- Was a standout first baseman and pitcher on Bibb County's baseball team, where in 2007 he was selected to the Tuscaloosa News West Alabama Baseball All-Star squad. Had a .345 career batting average and collected a school-record 48 RBI in 2007.
- Born Ben Jones on July 2, 1989 in Birmingham, Ala.
- Follow Jones on Instagram at @jones60ben

BEN JONES' NFL STATISTICS

REGULAR SEASON

Year	Team	GP	GS
2012	Houston	16	10
2013	Houston	16	1
2014	Houston	16	16
2015	Houston	16	16
2016	Tennessee	16	16
NFL Totals		80	59

PLAYOFFS

Year	Team	GP	GS
2012	Houston	2	2
2015	Houston	1	1
NFL Totals		3	3

Starts Breakdown:


2012 - RG 10; 2013 - RG 1; 2014 - LG 16; 2015 - C 16; 2016 - C 16

Additional Career Statistics

Tackles - 2 (2014), 1 (2015)
Fumble Recoveries - 1 (2013)

Additional Career Playoff Statistics

Tackles - 2 (2015)



90 DaQUAN JONES

DEFENSIVE LINEMAN • 6'4" • 322 LBS • COLLEGE: PENN STATE
 ACQUIRED: 4TH ROUND - 2014 • NFL EXPERIENCE (NFL/TITANS): 4/4
 HOMETOWN: JOHNSON CITY, N.Y.
 GAMES PLAYED/GAMES STARTED: 39/33 (PLAYOFFS: 0/0)



PRO: Seeking a big, physical and versatile defensive lineman, the Titans selected Penn State's DaQuan Jones in the fourth round of the 2014 NFL Draft. The 6-foot-4-inch, 322-pounder played as a reserve as a rookie but earned a full-time role as a 3-4 defensive end in his second and third seasons, starting all 32 games during that period. Jones offers an impressive combination of size, athleticism, intelligence and power. He was a leader at State College, as one of the senior players to stay with the program during a time of turmoil.

CAREER HIGHLIGHTS:

- In 2016, Jones joined Brian Orakpo as the only two Titans to start every game from 2015–2016.
- Against Houston in the 2016 season finale (1/1/17), recovered a Tom Savage fumble in the end zone for his first career touchdown.
- In 2015, Jones was one of four members of the team to start all 16 games, holding down a spot at defensive end for the duration of the campaign. He totaled 67 tackles, 15 quarterback pressures, two tackles for loss and a fumble recovery.
- As a rookie in 2014, Jones played in seven games with one start. He posted his first career sack against Indianapolis on Dec. 28.
- As a senior at Penn State, Jones was named first-team All-Big Ten Conference after finishing fifth on the team with a career-high 56 tackles and a career-best three sacks.
- Jones was named Penn State's Outstanding Senior Player and the recipient of the team's Reid-Robinson Award.

TITANS TIDBITS:

- Jones majored in criminal justice at Penn State and spent a portion of his 2013 summer as an intern observing the Spring Township Police Department near State College.
- Jones entered the Penn State program after being rated the second-best offensive lineman in the nation during his playing days at Johnson City High School. He switched to the other side of the ball and made an immediate impact as a true freshman.
- Jones lists his father, Steve, as the most inspirational person in his life. Steve raised DaQuan as a single father and one of his father's greatest traits is that he works extremely hard in everything he does. Steve works as an executive chef at Cornell University.
- Jones is in the process of launching his own non-profit organization called "Create Your Legacy."

CAREER TRANSACTIONS:

- The Johnson City, N.Y., native was selected by the Titans in the fourth round (112th overall) of the 2014 NFL Draft.

SEASON RECAPS:

2016 (16/16): Started all 16 games at defensive end for the second consecutive season and collected 29 tackles, 1.5 sacks, eight quarterback pressures, a stop for loss and a fumble recovery for a touchdown. Tied for the team lead in sacks once (at KC). Notched his first career NFL touchdown with a fumble recovery in the end zone against Houston (1/1/17).

- At Houston (10/2), started at defensive end and recorded three tackles.
- At Miami (10/9), started at nose tackle and registered a tackle for loss. Stonewalled Kenyan Drake for a two-yard loss on a rush off right tackle late in the second quarter.
- Against Indianapolis (10/23), started at defensive end and collected three tackles. Teamed with David Bass to stuff Frank Gore for no gain on a rush off right guard in the fourth quarter.

- Against Jacksonville (10/27), started at defensive end and posted a tackle and two quarterback pressures.
- At San Diego (11/6), started at defensive end and tied a career-high with seven tackles and a quarterback pressure. Stopped Melvin Gordon for no gain on a goal line rush off left guard in the third quarter.
- Against Green Bay (11/13), started at defensive end and notched three tackles, including a sack and two quarterback pressures. Ended a Packers' drive by sacking Aaron Rodgers for a 10-yard loss on third-and-13 in the opening stanza.
- Against Denver (12/11), started at defensive end and collected a tackle. Combined with Brice McCain to stuff Justin Forsett for a two-yard loss on a rush off right tackle in the fourth quarter.
- At Kansas City (12/18), started at defensive end and tallied a half sack and a quarterback pressure. Teamed with Brian Orakpo to drop Alex Smith for a four-yard sack in the third quarter.
- At Jacksonville (12/24), started at defensive end and posted four tackles. Stuffed Corey Grant for no gain on a rush off right guard in the opening stanza.
- Against Houston (1/1), started at defensive end and registered a tackle and a fumble recovery that resulted in his first career touchdown. Recovered a Tom Savage fumble in the end zone after a Sean Spence strip-sack to give the Titans an early 7-0 lead with 9:57 left to play in the opening stanza.

2015 (16/16): Started all 16 games at defensive end and registered 67 tackles, 15 quarterback pressures, two stops for loss and a fumble recovery. Tied for the team lead in quarterback pressures twice in 2015 (vs. BUF, at NYJ).

- At Tampa Bay (9/13), started at defensive end and led all Titans defensive linemen with a career-high seven tackles, including a stop for loss. Teamed with Karl Klug to stuff Doug Martin for no gain on a rush off right guard at the end of the first quarter. Stuffed Jorvorskie Lane for no gain on a rush off right guard in the third quarter. Combined with Wesley Woodyard to stuff Bobby Rainey for a two-yard loss on a rush up the middle in the fourth quarter.
- Against Buffalo (10/11), started at defensive end and posted three tackles and two quarterback pressures. Combined with Zach Brown to stonewall Cierre Wood for no gain on a rush off left end in the second stanza.
- At Houston (11/1), started at defensive end and registered six tackles and a quarterback pressure. Combined with Derrick Morgan to stop Alfred Blue for no gain on a rush off right tackle in the second quarter.
- At New Orleans (11/8), started at defensive end and totaled five tackles and two quarterback pressures. Combined with Angelo Blackson to stuff Mark Ingram for no gain on a goalline rush early in the second quarter. Halted a Saints' drive by combining with Michael Griffin to stuff Mark Ingram for no gain on a third-and-one rush early in the third quarter. Stonewalled Mark Ingram for no gain on a rush off right guard late in the third quarter.
- Against Carolina (11/15), started at defensive end and tallied four tackles, including a stop for loss. Crashed through the line and dropped Jonathan Stewart for a five-yard loss on rush off left guard in the second quarter.
- Against Oakland (11/29), started at defensive end and recorded two tackles, a fumble recovery and a quarterback pressure. Recovered a Derek Carr botched snap in the fourth quarter.
- At New England (12/20), started at defensive end and tallied five tackles and a quarterback pressure. Combined with Avery Williamson to stuff Brandon Bolden for no gain on a rush off right tackle in the final stanza. Stonewalled Joey Iosefa for a one-yard loss on a rush up the middle late in the fourth quarter.

2014 (7/1): Appeared in seven games with one start at defensive end during his rookie campaign and registered 13 tackles, a sack, three quarterback pressures, two stops for loss and a forced fumble. Was inactive for eight games and did not play in one contest. Made his NFL debut at Indianapolis (9/28/14). Made his first career NFL start and notched his first career sack against Indianapolis (12/28/14). Led the team in sacks once (vs. IND).

- At Indianapolis (9/28), made his NFL debut as a reserve defensive tackle and amassed his first career tackle.
- At Philadelphia (11/23), saw action as a reserve defensive tackle and amassed two tackles, including a stop for loss. Stuffed Chris Polk for a two-yard loss on a rush up the middle in the final stanza.
- At Jacksonville (12/18), saw action as a reserve at defensive end and registered two tackles, including a stop for loss. Combined with Avery Williamson to stuff Toby Gerhart for no gain on a rush up the middle in the fourth quarter.
- Against Indianapolis (12/28), registered his first career NFL start and tallied a career-high six tackles, his first career sack, a forced fumble and two quarterback pressures. Dropped Andrew Luck for a seven-yard sack while forcing a fumble that was recovered by the Colts in the first quarter.

COLLEGE:

- Started 23 of 46 games at Penn State, with all of his starting assignments coming during the last two seasons. Jones finished his career with 92 tackles, adding 4.5 sacks for minus 28 yards, 15.5 stops for losses totaling 55 yards, two fumble recoveries and a pass deflection.
- As a senior (2013), was first-team All-Big Ten Conference by the league's coaches and second-team All-Conference by the media and BTN.com. Was named Penn State's Outstanding Senior Player and the recipient of the team's Reid-Robinson Award. Also named to the Outland Trophy Watch List. Named Most Valuable Player by his teammates after the season. Started all 12 games at defensive tackle, finishing fifth on the team with a career-high 56 tackles (33 solos). His tackle total was the most for any interior defensive lineman in the Big Ten during the 2013 campaign. Added three sacks for minus 21 yards and led the Nittany Lions with 11.5 stops for losses of 42 yards and also recovered one fumble.
- As a junior (2012), secured a starting role during training camp and started the first 11 games at defensive tackle. Recorded 22 tackles, with an assisted sack, two stops for losses of six yards, a fumble recovery and a pass deflection. Played an instrumental role for a defense that ranked second in the Big Ten Conference and 16th nationally in scoring defense at 19.1 points per game, as the Nittany Lions held six teams to 17 or fewer points.

- As a sophomore (2011), was a top reserve at defensive tackle and played in all 13 games, recording eight tackles.
- As a freshman (2010), held out of the initial four games for a possible redshirt season, but his play in practice and potential got him on the field. Made his debut in the Big Ten-opener at Iowa and played in the final nine games. Was one of seven true freshmen to play, registering six tackles, including a sack and two tackles for loss.
- Majored in criminal justice at Penn State.

PERSONAL:

- Single, splits time between Nashville and Johnson City, N.Y.
- Attended Johnson City (N.Y.) Senior High School and was rated as the second-best offensive lineman in the state by Rivals.com.
- Was a standout on both sides of the ball and earned four-star prospect status from Scout.com. Recorded 60 tackles as a senior.
- Totaled 70 tackles during his junior season, and also posted three sacks and recovered four fumbles.
- Served as football and basketball team captain and was also a member of the track and field team throwing the shot put.
- On Twitter: @RiDQulous_98
- On Instagram: @dqj_90
- List of favorites: (movie) "Captain America: The Winter Soldier"; (TV show) "Supernatural"; (actor) Martin Lawrence; (music artist) Jay-Z; (school subject) criminal justice; (car) Mercedes S Class; (video game) NBA 2K; (food) dad's chicken parmesan; (book) "The Five People You Meet in Heaven" by Mitch Albom; and (pro sports team as a child) Philadelphia Eagles.
- Born DaQuan Steven Jones on Dec. 27, 1991 in Johnson City, N.Y.

DaQUAN JONES' GAME-BY-GAME

2014 Tennessee Titans

Date	Opp	W/L	P/S	Tot Solo Asst	Sk - Yds	QBP	TFL	Int- Yds -TD	PD	FF	FR - Yds	SpT
Sept 7	@ KC	W	IA									
Sept 14	Dal	L	IA									
Sept 21	@ Cin	L	IA									
Sept 28	@ Ind	L	p	1 0 1	0.0 0.0	0	0 0	0 0 0 0 0 0	0	0	0	0
Oct 5	Cle	L	IA									
Oct 12	Jax	W	DNP									
Oct 19	@ Was	L	p	1 0 1	0.0 0.0	0	0 0	0 0 0 0 0 0	0	0	0	0
Oct 26	Hou	L	IA									
Nov 9	@ Bal	L	p	0 0 0	0.0 0.0	0	0 0	0 0 0 0 0 0	0	0	0	0
Nov 17	Pit	L	IA									
Nov 23	@ Phi	L	p	2 1 1	0.0 0.0	0	1 0	0 0 0 0 0 0	0	0	0	0
Nov 30	@ Hou	L	IA									
Dec 7	NYG	L	IA									
Dec 14	NYJ	L	p	1 1 0	0.0 0.0	1	0 0	0 0 0 0 0 0	0	0	0	0
Dec 18	@ Jax	L	p	2 1 1	0.0 0.0	0	1 0	0 0 0 0 0 0	0	0	0	0
Dec 28	Ind	L	S	6 4 2	1.0 1.0	2	0 0	0 0 0 1 0 0	0	0	0	0
Totals		2-14	7/1	13 7 6	1.0 1.0	3	2 0	0 0 0 0 1 0	0	0	0	0

2015 Tennessee Titans

Date	Opp	W/L	P/S	Tot Solo Asst	Sk - Yds	QBP	TFL	Int- Yds -TD	PD	FF	FR - Yds	SpT
Sept 13	@ TB	W	S	7 7 0	0.0 0.0	0	1 0	0 0 0 0 0 0	0	0	0	0
Sept 20	@ Cle	L	S	2 2 0	0.0 0.0	1	0 0	0 0 0 0 0 0	0	0	0	0
Sept 27	Ind	L	S	4 2 2	0.0 0.0	0	0 0	0 0 0 0 0 0	0	0	0	0
Oct 11	Buf	L	S	3 1 2	0.0 0.0	2	0 0	0 0 0 0 0 0	0	0	0	0
Oct 18	Mia	L	S	6 2 4	0.0 0.0	0	0 0	0 0 0 0 0 0	0	0	0	0
Oct 25	Atl	L	S	4 2 2	0.0 0.0	0	0 0	0 0 0 0 0 0	0	0	0	0
Nov 1	@ Hou	L	S	6 5 1	0.0 0.0	1	0 0	0 0 0 0 0 0	0	0	0	0
Nov 8	@ NO	W	S	5 4 1	0.0 0.0	2	0 0	0 0 0 0 0 0	0	0	0	0

Nov 15	Car	L	S	4 1 3	0.0 0.0	1	1 0	0 0 0 0 0 0	0	0	0	0
Nov 19	@ Jax	L	S	3 3 0	0.0 0.0	2	0 0	0 0 0 0 0 0	0	0	0	0
Nov 29	Oak	L	S	2 1 1	0.0 0.0	1	0 0	0 0 0 0 0 0	1	0	0	0
Dec 6	Jax	W	S	3 1 2	0.0 0.0	1	0 0	0 0 0 0 0 0	0	0	0	0
Dec 13	@ NYJ	L	S	3 3 0	0.0 0.0	2	0 0	0 0 0 0 0 0	0	0	0	0
Dec 20	@ NE	L	S	5 4 1	0.0 0.0	1	0 0	0 0 0 0 0 0	0	0	0	0
Dec 27	Hou	L	S	5 3 2	0.0 0.0	1	0 0	0 0 0 0 0 0	0	0	0	0
Jan 3	@ Ind	L	S	5 4 1	0.0 0.0	0	0 0	0 0 0 0 0 0	0	0	0	0
Totals		3-13	16/16	67 45 22	0.0 0.0	15	2 0	0 0 0 0 0 0	1	0	0	0

2016 Tennessee Titans

Date	Opp	W/L	P/S	Tot Solo Asst	Sk - Yds	QBP	TFL	Int- Yds -TD	PD	FF	FR - Yds	SpT
Sept 11	Min	L	S	1 0 1	0.0 0.0	1	0 0	0 0 0 0 0 0	0	0	0	0
Sept 18	@ Det	W	S	1 0 1	0.0 0.0	0	0 0	0 0 0 0 0 0	0	0	0	0
Sept 25	Oak	L	S	1 0 1	0.0 0.0	0	0 0	0 0 0 0 0 0	0	0	0	0
Oct 2	@ Hou	L	S	3 3 0	0.0 0.0	0	0 0	0 0 0 0 0 0	0	0	0	0
Oct 9	@ Mia	W	S	1 1 0	0.0 0.0	0	1 0	0 0 0 0 0 0	0	0	0	0
Oct 16	Cle	W	S	1 1 0	0.0 0.0	1	0 0	0 0 0 0 0 0	0	0	0	0
Oct 23	Ind	L	S	3 2 1	0.0 0.0	0	0 0	0 0 0 0 0 0	0	0	0	0
Oct 27	Jax	W	S	1 0 1	0.0 0.0	2	0 0	0 0 0 0 0 0	0	0	0	0
Nov 6	@ SD	L	S	7 6 1	0.0 0.0	1	0 0	0 0 0 0 0 0	0	0	0	0
Nov 13	GB	W	S	3 1 2	1.0 10.0	2	0 0	0 0 0 0 0 0	0	0	0	0
Nov 20	@ Ind	L	S	0 0 0	0.0 0.0	0	0 0	0 0 0 0 0 0	0	0	0	0
Nov 27	@ Chi	W	S	0 0 0	0.0 0.0	0	0 0	0 0 0 0 0 0	0	0	0	0
Dec 11	Den	W	S	1 0 1	0.0 0.0	0	0 0	0 0 0 0 0 0	0	0	0	0
Dec 18	@ KC	W	S	1 0 1	0.5 2.0	1	0 0	0 0 0 0 0 0	0	0	0	0
Dec 24	@ Jax	L	S	4 3 1	0.0 0.0	0	0 0	0 0 0 0 0 0	0	0	0	0
Jan 1	Hou	W	S	1 1 0	0.0 0.0	0	0 0	0 0 0 0 0 0	1	0	0	0
Totals		9-7	16/16	29 18 11	1.5 12.0	8	1 0	0 0 0 0 0 0	1	0	0	0

DaQUAN JONES' NFL STATISTICS

REGULAR SEASON		TACKLES									INTERCEPTIONS					FUMBLES			
Year	Team	GP	GS	Tot	Solo	Asst	Sk	Yds	QBP	TFL	No	Yds	Lg	TD	PD	FF	FR	Yds	SpT
2014	Tennessee	7	1	13	7	6	1.0	1.0	3	2	0	0	0	0	0	1	0	0	0
2015	Tennessee	16	16	67	45	22	0.0	0.0	15	2	0	0	0	0	0	0	1	0	0
2016	Tennessee	16	16	29	18	11	1.5	12.0	8	1	0	0	0	0	0	0	1	0	0
NFL Totals		39	33	109	70	39	2.5	13.0	26	5	0	0	0	0	0	1	2	0	0

Single-Game Highs

Tackles - 7 (Twice, last at San Diego 11/6/16)


Sacks - 1 (Twice, last vs. Green Bay (11/13/16)

Quarterback Pressures - 2 (Seven times, last vs. Green Bay 11/13/16)

Forced Fumble - 1 vs. Indianapolis (12/28/14)

Fumble Recovery - 1 (Twice, last vs. Houston (1/1/17)

Touchdowns - 1 - fumble recovery in the end zone vs. Houston, 1/1/17



71 DENNIS KELLY

GUARD/TACKLE • 6'8" • 321 LBS • COLLEGE: PURDUE

ACQUIRED: TRADE (PHI) - 2016 • NFL EXPERIENCE (NFL/TITANS): 6/2

HOMETOWN: CHICAGO HEIGHTS, ILL.

GAMES PLAYED/GAMES STARTED: 46/21 (PLAYOFFS: 0/0)



PRO: The Titans acquired Dennis Kelly in a trade with the Philadelphia Eagles during the 2016 training camp. The 6-foot-8-inch, 321-pounder provides quality depth along the offensive front, having logged starts at right tackle, right guard, left guard and tight end during his NFL career. The 2012 fifth-round pick spent his first four NFL campaigns as a member of the Philadelphia Eagles and appeared in 30 games with 15 starts from 2012-15.

TITANS TIDBITS:

- Kelly's brother, Tim, played football at Eastern Illinois and is currently an offensive quality control coach for the Houston Texans.
- Kelly's favorite football player growing up was former Titans great Jevon Kearse.
- Kelly claims that the biggest influence on his life and career has been his entire family. "We're a Southside [Chicago] Irish family, so we share a really tight bond and they've inspired me to get to where I am today."
- Kelly went back to school during the 2014 offseason to earn his degree in organizational leadership from Purdue.
- Kelly is an avid professional wrestling fan that does not let the opportunity pass him by whenever a live WWE show is in town. He lists the Undertaker as the one person in the world he would like to have dinner with.

CAREER TRANSACTIONS:

- A native of Chicago Heights, Ill., Kelly was originally selected by the Philadelphia Eagles in the fifth round (153rd overall) of the 2012 NFL Draft.
- Traded by the Eagles to the Titans in exchange for wide receiver Dorial Green-Beckham on Aug. 16, 2016.

SEASON RECAPS:

2016 (16/6 - Tennessee): Played in all 16 games with six starts as an extra tight end in his first season with the Titans. Helped open holes for the NFL's third-ranked rushing attack which averaged 136.7 rush yards per game.

- At Houston (10/2), saw limited action as a reserve at right tackle when Jack Conklin left the game briefly with an injury.
- Against Cleveland (10/16), made his first Titans start as an extra tight end.
- Against Indianapolis (10/23), started as an extra tight end and saw 11 snaps in that role.
- Against Jacksonville (10/27), played as a reserve as an extra tackle and helped open holes for Titans' ball carriers to accumulate 214 yards on the ground.
- Against Green Bay (11/13), entered the game at left tackle early in the first quarter after Taylor Lewan was disqualified for contacting an official. Blocked for an offense that amassed 446 total yards and six touchdowns in a 47-25 victory against the Packers.
- At Indianapolis (11/20), started as an extra tight end. Played left tackle in the fourth quarter after Taylor Lewan left the game with an injury.
- At Chicago (11/27), started as an extra tight end and helped block for Titans' ball carriers to gain 149 yards on the ground.
- Against Denver (12/11), saw action as a reserve as an extra tight end and helped open holes for Titans' rushers to amass 180 rushing yards on 42 carries in a 13-10 victory over the Broncos.
- At Kansas City (12/18), played as a reserve as an extra tight end and helped pave the way for Titans' ball carriers to gain 148 yards on the ground.

2015 (14/2 - Philadelphia): Appeared in a career-high 14 games with two starts at right tackle.

2014 (3/3 - Philadelphia): Started three games for the Eagles, two at left guard and one at right guard. Was inactive for 13 contests.

- At Indianapolis (9/15), started at left guard for the first time in his career, filling in for an injured Evan Mathis

2013 (0/0 - Philadelphia): Was inactive for all 16 contests.

2012 (13/10 - Philadelphia): Played in 13 games with 10 starts as a rookie. Made three starts at right guard and seven starts at right tackle. Did not play in three contests.

- Against Atlanta (10/28), made his first-career start at right guard.
- At Washington (11/18), started at right tackle for the first time in his career.

COLLEGE:

- Spent four seasons (2008-11) at Purdue and appeared in 42 career games, including starts in 37 consecutive games.
- Named the team's Bob Griese Offensive Most Valuable Player in both 2010 and 2011.
- Was a team co-captain and offensive MVP as a senior in 2011. Selected an All-Big Ten honorable mention choice by the conference's coaches and media. With Kelly anchoring the left tackle spot, the 2011 Boilermaker line cleared the way for a running game that produced 11 100-yard rushing games in 13 contests, including 393 yards against Southeast Missouri and 265 yards against Western Michigan in the Little Caesars Pizza Bowl.
- Named the team MVP on offense as a junior in 2010. Started in all 12 games and helped anchor an offensive line that blocked for a school-record five consecutive games with 200-plus rushing yards. Earned All-Big Ten honorable mention and Academic All-Big Ten accolades as a junior.
- Started at left tackle in all 12 games as a sophomore in 2009 and garnered Academic All-Big Ten honors.
- Appeared in five games as a reserve during his freshman campaign in 2008.
- Graduated with a degree in organizational leadership and supervision from Purdue.

PERSONAL:

- Married to Jerianna, and the couple gave birth to their first child, Eden Caroline, in July 2015. They own two dogs, Harley and Sanford.
- Attended Marian Catholic (Chicago Heights, Ill.) High School, where he was a three-year starter at tight end. Named All-area and team captain as senior and honorable mention all-area his junior year.
- Also played basketball in high school.
- Follow Kelly on Twitter at @DennisKelly67.
- List of favorites: (movies) "Inception," "Boondock Saints" and "The Dark Knight" trilogy; (TV show) "How I Met Your Mother"; (book) *To Kill A Mockingbird*; (meal) his dad's spaghetti; and (musical artists) Killswitch Engage and Breaking Benjamin.
- Born Dennis Andrew Kelly on Jan. 16, 1990 in Chicago Heights, Ill.

DENNIS KELLY'S NFL STATISTICS

REGULAR SEASON

Year	Team	GP	GS
2012	Philadelphia	13	10
2013	Philadelphia	0	0
2014	Philadelphia	3	3
2015	Philadelphia	14	2
2016	Tennessee	16	6
NFL Totals		46	21


Starts Breakdown:

2012 - RG 3, RT 7; 2014 - LG 2, RG 1; 2015 - RT 2; 2016 - TE 6

Additional Career Statistics

Fumble Recovery - 2 (2015)

Tackles - 1 (2016)



6 BRETT KERN

PUNTER • 6'2" • 214 LBS • COLLEGE: TOLEDO
 ACQUIRED: WAIVERS - 2009 (DEN) • NFL EXPERIENCE (NFL/TITANS): 10/9
 HOMETOWN: GRAND ISLAND, N.Y.
 GAMES PLAYED/GAMES STARTED: 144/0 (PLAYOFFS: 0/0)



PRO: Brett Kern is a strong-legged punter that has shown a keen ability to down his kicks inside the opponents' 20-yard line. He was rewarded during the 2015 offseason with a new multi-year contract with the Titans. The 10th-year pro enters 2017 as the franchise's all-time leader in gross punting average and net punting average and ranks second in career punts, trailing only Craig Hentrich (861). He is coming off arguably the best three-season run of his career, having placed 41.6 percent of his punts inside the 20 in 2016, which ranked second in his career. In 2015, the 6-foot-2-inch, 214-pounder totaled a 47.4-yard gross average (second in franchise history), a 40.3 net average (third in franchise history), a career-high 34 punts inside the 20 (third in franchise history) and only one touchback (career low). In 2014, he broke his own franchise record for single-season net punting, averaging 40.8 net yards per attempt. He initially set the record in 2012 (40.4), the same year he set the club's single-season gross punting mark (47.6). Kern joined the Titans franchise during the 2009 season when he was claimed off waivers from the Denver Broncos.

CAREER HIGHLIGHTS:

- In 2016, Kern placed 41.6 percent of his punts inside the opponent's 20-yard line (32 of 77), which ranked second in his career (42.2 in 2009). His 38.6-yard net punting average in 2016 ranked ninth in team history.
- In 2015, Kern continued his assault on the team's all-time punting records. He launched a career-high tying 88 punts becoming the second-leading punter in franchise history, placed a career-high 34 punts inside the 20 (third in franchise history) and only one touchback (career low). He also accomplished a first-of-its-kind feat, becoming the first punter in NFL history to record 80 or more punts, a net average of 40 yards, and one or zero touchbacks in a single season. He owns the top five net punting seasons in franchise history and six of the team's top eight net punting seasons.
- In 2014, Kern booted 88 total punts for a gross average of 46.8 yards and a net average of 40.8 yards, which broke his own single-season team record (40.4-yard net average in 2012).
- In 2013, Kern punted 78 times for 3,386 yards (43.4 avg.). He placed a career-best 32 punts inside the 20-yard line with a career-low two kicks as touchbacks.
- Kern arguably had his most productive season in 2012 when he ranked fifth in the AFC with a franchise record and career-best 47.6 gross punt average. He also finished ninth in the AFC with a then-franchise record and career-high 40.4 net punting average.
- In 2009, Kern's combined average of 45.5 yards per punt with the Titans and Broncos ranked eighth in the NFL. He also downed a combined 27 punts inside the opponents' 20-yard line.
- In 2008, Kern ranked fifth in the league with a 46.7-yard punting average and was named to the All-Rookie team by Pro Football Weekly/PFWA and the Sporting News.

TITANS TIDBITS:

- Kern's father, Cal, is a former professional soccer goalie.
- Kern is an avid golfer that sports a +1 handicap. He picked the game up late in his high school years and caddied for three summers at Inverness Golf Club while in college. The course is located in Toledo, Ohio, and has hosted PGA and NCAA Championships. In 2011, Kern competed in The Vinny, a local golf fundraising tournament hosted by singers Vince Gill and Amy Grant, and finished fourth in the event.

CAREER TRANSACTIONS:

- The Grand Island, N.Y., native was originally signed by the Denver Broncos as a rookie free agent on April 28, 2008.
- Claimed by the Titans off waivers from the Broncos on Oct. 27, 2009.

SEASON RECAPS:

2016 (16/0 - Tennessee): Punted 77 times for 3,402 yards (44.2 avg.) with 32 kicks placed inside the 20-yard line. Registered 19 punts of 50 or more yards in 2016.

- At Detroit (9/18), punted three times for 142 yards (47.3 avg.) with one kick placed inside the 20-yard line. Pinned the Lions deep in their own territory with a 37-yard punt that was downed by Cody Riggs at the Lions' one-yard line in the second stanza.
- Against Oakland (9/25), punted six times for 311 yards (51.8 avg.) with three kicks placed inside the 20-yard line. Pinned the Raiders deep in their own territory with a 53-yard punt that was fair caught at the Oakland seven-yard line. Boomed a 40-yard punt that was fair caught at the Raiders' nine-yard line in the second quarter. Pinned the Raiders deep in their own territory with a booming 62-yard punt that went out of bounds at the Oakland 10-yard line in the third quarter.
- At Houston (10/2), punted five times for 257 yards (51.4 avg.) with one kick inside the 20-yard line and one touchback. Pinned the Texans deep in their own territory with a 40-yard punt that was downed at the Houston nine-yard line.
- Against Cleveland (10/16), punted five times for 225 yards (45.0 avg.) with three kicks placed inside the 20-yard line. Pinned the Browns deep in their own territory with a 29-yard punt that was fair caught at the Cleveland eight-yard line in the second quarter. Launched a 52-yard punt that was downed at the Browns' 11-yard line in the second stanza. Flipped field position with a 46-yard punt that was fair caught at the Browns' six-yard line in the third quarter.
- Against Indianapolis (10/23), punted four times for 188 yards (47.0 avg.) with three kicks placed inside the 20-yard line. Pinned the Colts deep in their own territory with a 29-yard punt that was downed at the Indianapolis seven-yard line in the second quarter. Boomed a 48-yard punt that was downed at the Colts' seven-yard line in the second quarter. Flipped field position with a 62-yard punt in the third quarter.
- Against Green Bay (11/13), punted four times for 166 yards (41.5 avg.). Forced a Trevor Davis muffed punt that was recovered by LeShaun Sims in the second quarter.
- At Chicago (11/27), punted four times for 177 yards (44.3 avg.) with two kicks placed inside the 20-yard line. Pinned the Bears deep in their own territory with a 44-yard punt that was fair caught at the Chicago 11-yard line.
- Against Denver (12/11), punted a season-high seven times for 308 yards (44.0 avg.) with three kicks placed inside the 20-yard line. Nailed a 43-yard punt that was fair caught at the Denver six-yard line late in the first stanza. Pinned the Broncos deep in their own territory late in the fourth quarter with a 47-yard punt that was downed by Tre McBride at the Denver two-yard line.
- At Kansas City (12/18), punted four times for 142 yards (35.5 avg.) and limited Tyreek Hill to just three return yards on three punt returns.
- Against Houston (1/1), punted five times for 211 yards (42.2 avg.) with a season-high five punts placed inside the 20-yard line. Boomed a 48-yard punt that went out of bounds at the Houston 10-yard line in the second quarter.

2015 (16/0 - Tennessee): Totaled 88 punts (tied for fifth place in franchise history), a 47.4-yard gross average (second in franchise history), a 40.3 net average (third in franchise history), a career-high 34 punts inside the 20 (third in franchise history) and only one touchback (career low). Accomplished a first-of-its-kind feat, becoming the first punter in NFL history to record 80 or more punts, a net average of 40 yards, and one or

zero touchbacks in a single season. Boomed 42 punts of 50 or more yards in 2015. Placed a career-high seven punts inside the 20-yard line against Houston (12/27/15), which also qualified as the most ever recorded for the franchise (statistic tracked since 1976) and the most by any NFL punter in 2015. The seven punts inside the 20 also tied for the third-highest total in any NFL game since 1976. On his third punt of the day against Houston (12/27/15), passed Jim Norton (522) for second place on the franchise's all-time career punting list. Registered four punts at Tampa Bay (9/13/15) and became the third player in franchise history to reach 450 punts in a Titans/Oilers uniform.

- At Tampa Bay (9/13), punted four times for 189 yards (47.3 avg.) with one kick placed inside the 20-yard line. Boomed a 57-yard punt in the second quarter. Pinned the Browns deep in their territory with a 38-yard punt that was downed at the two-yard line in the third quarter.
- At Cleveland (9/20), punted six times for 298 yards (49.7 avg.) with one kick inside the 20-yard line.
- Against Atlanta (10/25), punted seven times for 305 yards (43.6 avg.) with five kicks placed inside the 20-yard line. Pinned Atlanta deep in their own territory with a 36-yard punt that was fair caught at the Falcons' 12-yard line. Boomed a 54-yard punt that was fair caught at the Falcons' 15-yard line. Placed a 39-yard punt that was fair caught at the Atlanta 11-yard line in the second quarter. Pinned the Falcons deep in their own territory with a 38-yard punt that went out of bounds at the Atlanta 12-yard line.
- At Houston (11/1), posted seven punts for 349 yards (49.9 avg.) with three kicks placed inside the 20-yard line and a 45.9 net avg. Six of his seven punts went at least 50 yards or pinned the Texans inside the 20. Pinned the Texans deep in their territory with a 39-yard punt that was fair caught at the Houston 10-yard line in the second quarter. Boomed a 55-yard punt that went out of bounds at the Texans' seven-yard line.
- At New Orleans (11/8), punted five times for 253 yards (50.6 avg.) with two kicks placed inside the 20-yard line. Boomed a 55-yard punt that was downed at the New Orleans eight-yard line in the second quarter.
- At Jacksonville (11/19), appeared in his 100th game with the Titans and punted five times for 226 yards (45.2 avg.) with two kicks placed inside the 20-yard line.
- At New England (12/20), punted five times for 272 yards (54.4 avg.) with one kick placed inside the 20-yard line. Boomed a 61-yard punt that Danny Amendola later fumbled setting up the Titans' first scoring drive. Boomed a 56-yard punt that went out of bounds at the Patriots' six-yard line in the third quarter.
- Against Houston (12/27), punted a season-high nine punts for 427 yards (47.4 avg.) with a career-high seven kicks placed inside the 20-yard line. Boomed a 58-yard punt to the Texans' six-yard line in the first quarter. Pinned the Texans deep in their own territory with a 31-yard punt that went out of bounds at the Houston five-yard line. Blasted a 59-yard punt to the Texans' six-yard line in the fourth quarter. On his third punt of the day, passed Jim Norton (522) for second place on the franchise's all-time career punting list.
- At Indianapolis (1/3), punted six times for 300 yards (50.0 avg.) with two kicks placed inside the 20-yard line. Pinned the Colts deep in their own territory with a 51-yard punt to the Indianapolis nine-yard line in the opening stanza. Boomed a 52-yard punt that was fair caught at the Colts' eight-yard line in the third quarter.

2014 (16/0 - Tennessee): Appeared in all 16 games and set a franchise record with a 40.8 net punt average. Punted career-high 88 times for career-best 4,118 yards (46.8 avg.) with 28 kicks placed inside the opponents' 20-yard line. His 46.8 gross average was the third-highest of his career. Boomed 37 punts of 50 or more yards in 2014. Notched a 48.8-yard net average at Baltimore (11/9/14), the third best of his career and the fourth best in team history. Notched a career-long and franchise-tying long 79-yard punt against Indianapolis (12/28/14).

- At Kansas City (9/7), punted six times for 304 yards with three kicks placed inside the 20-yard line. Boomed a 63-yard punt in the first quarter and nailed a 56-yard punt that forced the returner out of bounds at the Chiefs' two-yard line in the second quarter. His 50.7 gross average was his highest since Dec. 30, 2012 (51.0 against Jacksonville), and his 63-yard punt was his longest since a 63-yarder on Sept. 22, 2013 against the Chargers.
- At Indianapolis (9/28), saw action in his 100th career regular season game and punted six times for 265 yards (44.2 avg.) with two kicks placed inside the 20-yard line. Pinned the Colts deep in their own territory with a 35-yard punt that was fair caught at the Indianapolis nine-yard line in the third quarter.
- Against Jacksonville (10/12), punted five times for 249 yards (49.8 avg.)

with a three kicks placed inside the 20-yard line. Flipped field position by booming a 69-yard punt in the fourth quarter. It was the third-longest punt of his career and his longest since Dec. 2, 2012 against the Houston Texans (70 yards).

- Against Houston (10/26), totaled six punts for a 51.7-yard gross average and a 48.7 net average with two punts placed inside the 20. His net average at the time was the third best of his career and the fourth best in team history (minimum four punts). In the third quarter, he booted a punt that went 62 yards and pinned the Texans on their own two-yard line. His six punts gave him 400 total punts in a Titans uniform. He became the fourth player in franchise history to reach 400 punts, joining Craig Hentrich (861), Jim Norton (519) and Cliff Parsley (429).
- At Baltimore (11/9), punted eight times for 414 yards (51.8 avg.) with a 48.8 net avg. His 48.8-yard net average was the third best of his career and the fourth best in team history. Boomed a 58-yard punt to the Ravens' 18-yard line in the fourth quarter.
- Against N.Y. Giants (12/7), punted six times for 284 yards (47.3 avg.). In the third quarter, recorded the 500th punt of his seven-year NFL career. He also moved past Cliff Parsley (431 career punts) for third place on the team's all-time career punts list.
- Against N.Y. Jets (12/14), punted six times for 295 yards (49.2 avg.) with three kicks placed inside the 20-yard line. Pinned the Jets deep in their own territory with a 49-yard punt that was fair caught at the New York seven-yard line in the second quarter. Placed a 38-yard punt that was fair caught at the Jets' 10-yard line in the second stanza. On his third punt of the game, which parsed his 432nd punt as a member of the Titans, he moved past Cliff Parsley (431 career punts) for third place on the team's all-time punting list.
- Against Indianapolis (12/28), punted seven times for 383 yards (54.7 avg.) with a career-long punt of 79 yards. Three of his kicks were placed inside the 20-yard line. His 79-yarder broke his previous career long of 71 yards (at Miami on Nov. 11, 2012) and tied the franchise record. Jim Norton set the record against Kansas City on Nov. 22, 1964, and it never was equaled until Kern's attempt. Kern punted seven times against the Colts for a gross average of 54.7 yards per punt, a net average of 46.1 yards per punt and three punts inside the 20. His gross average was the third-highest of his career.

2013 (16/0 - Tennessee): Appeared in all 16 games and punted 78 times for 3,386 yards (43.4 avg.). Placed a career-best 32 punts inside the 20-yard line with a career-low two kicks as touchbacks. Set a career-high and a franchise record by placing six punts inside the 20-yard line against Houston (12/29/13). Boomed 24 punts of 50 or more yards in 2013.

- Against San Diego (9/22), punted three times for 140 yards (46.7 avg.) with two kicks placed inside the 20-yard line and a long of 63 yards. Flipped field position with a 63-yard punt that was downed at the Chargers' 17-yard line in the first quarter. Was credited with one rush for zero yards after fumbling a snap in the second quarter. Pinned the Chargers deep in their own territory with a 35-yard punt that was downed at the San Diego 11-yard line in the fourth quarter.
- Against N.Y. Jets (9/29), punted seven times for 293 yards (41.9 avg.) and tied a career-best with four kicks inside the 20-yard line. Boomed a 53-yard punt to the Jets' 15-yard line in the second quarter. Nailed a 50-yard punt to the Jets' 12-yard line early in the third quarter. Pinned the Jets deep in their territory with a 34-yard punt that was downed by Tommie Campbell at the New York one-yard line in the third quarter. Boomed a 54-yard punt to the Jets' 24-yard line in the third stanza.
- Against Kansas City (10/6), punted six times for 272 yards (45.3 avg.) with two kicks inside the 20-yard line. Boomed a 56-yard punt to the Chiefs' 12-yard line in the first quarter.
- At Denver (12/8), punted four times for 201 yards (50.3 avg.) with a long punt of 62 yards. Boomed a 62-yard punt to the Broncos' 15-yard line in the second quarter.
- Against Arizona (12/15), punted three times for 145 yards (48.3 avg.) with two kicks placed inside the 20-yard line. Pinned the Cardinals deep in their own territory with a 51-yard punt that was downed at the Arizona three-yard line in the second quarter.
- Against Houston (12/29), punted six times for 253 yards (42.2 avg.) and set a franchise record with all six kicks being placed inside the 20-yard line. Pinned the Texans at their own five-yard line with a 38-yard punt late in the third quarter. Boomed a 53-yard punt that was fair caught at the Houston 10-yard line. Nailed a 56-yard punt that went out of bounds at the Texans' nine-yard line.

2012 (16/0 - Tennessee): Appeared in all 16 games and ranked fifth in the

AFC with a franchise record 47.6 gross punt average. Ranked ninth in the AFC with a franchise record 40.4 net punting average. Posted career-highs with 10 punts and 391 punt yards against N.Y. Jets (12/17/12). Ranked third in franchise history with a career-best 49.0 net punting average at Jacksonville (11/25/12). Boomed a career-long 71-yard punt at Miami (11/11/12). Boomed 34 punts of 50 or more yards in 2012.

- Against New England (9/9), punted four times for 209 yards (52.3 avg.) and placed two punts inside the 20-yard line. Flipped field position by booming a 56-yard punt in the opening quarter. Nailed a 54-yard punt to the Patriots' eight-yard line late in the second quarter. Lined up in the back of the end zone and booted a 55-yard punt in the third quarter.
- At San Diego (9/16), punted seven times for a then career-best 361 yards (51.6 avg.). Notched the third-best net punt average in franchise history with a then career-high 48.6 net punt average. Boomed a 63-yard punt to the Chargers' 25-yard line in the second quarter. Nailed a 54-yard punt that was marked out of bounds at the Chargers' 16-yard line in the third quarter.
- At Houston (9/30), punted seven times for 326 yards (46.6 avg.) and placed two kicks inside the 20-yard line. Boomed a 50-yard punt to the Texans' 14-yard line in the first quarter. Pinned the Texans deep in their own territory with a 52-yard punt to the Houston 12-yard line in the second stanza. Placed a 33-yard punt that was downed at the Houston seven-yard line. Blasted a 60-yard punt to the Texans' 14-yard line late in the third quarter.
- Against Pittsburgh (10/11), punted five times for 261 yards (52.2 avg.) with two kicks placed inside the 20-yard line. Boomed a 61-yard punt to the Steelers' 15-yard line in the second quarter. Flipped field position by nailing a 58-yard punt late in the second quarter.
- At Miami (11/11), punted four times for 208 yards (52.0 avg.) with a net avg. of 48.0 yards. Placed three kicks inside the 20-yard line. Boomed a career-long 71-yard punt that rolled out of bounds at the Dolphins' 15-yard line in the first quarter. Nailed a 50-yard punt to the Dolphins' 14-yard line in the second quarter. Placed a 36-yard punt that was downed at the Miami eight-yard line in the fourth quarter.
- At Jacksonville (11/25), punted four times for 201 yards (50.3 avg.) and posted a career-best 49.0 net punting average. The net punting average ranked third in Titans' franchise history.
- Against Houston (12/2), punted six times for 303 yards (50.5 avg.) with two kicks inside the 20-yard line. Boomed a 70-yard punt to flip field position in the first quarter. Pinned the Texans deep in their own territory with a 40-yard punt that was downed at the Houston one-yard line in the second quarter. Registered a special teams tackle on coverage units.
- At Indianapolis (12/9), punted three times for 165 yards (55.0 avg.) with one kick placed inside the 20-yard line. Boomed a 53-yard punt to the Colts' 16-yard line in the second quarter. Nailed a 57-yard punt to the Colts' 13-yard line late in the fourth quarter.
- Against N.Y. Jets (12/17), punted a career-best 10 times for a career-high 391 yards with four kicks placed inside the 20-yard line. Pinned the Jets deep in their territory with a 44-yard punt that was fair-caught at the New York seven-yard line in the second quarter. Flipped field position with a 43-yard punt that fair-caught at the Jets' eight-yard line in the fourth quarter.

2011 (16/0 – Tennessee): Appeared in all 16 games and set a new franchise record with his 39.4-yard net average, topping Craig Hentrich's previous franchise high of 39.2 yards, set in 1998. Registered a career-high 86 punts for 3,747 yards (43.6 avg.). Set a career-high with 31 punts placed inside the 20-yard line in 2011. Ranked seventh in the AFC with a 39.4-yard net punt avg. Boomed 22 punts of 50 or more yards in 2011.

- Against Baltimore (9/18), punted three times for 119 yards with two punts placed inside the 20-yard line. Nailed a 55-yard punt in the first quarter. Pinned the Ravens deep in their own territory with a 33-yard punt that was downed by Gerald McRath at the Baltimore four-yard line in the opening stanza.
- Against Denver (9/25), punted four times for 176 yards (44.0 avg.). Boomed a 62-yard punt in the first quarter. Nailed a 51-yard punt later in the opening stanza. Kept a Titans' scoring drive alive by scooping up an errant snap and racing 21 yards down the right sideline in the second quarter.
- Against Houston (10/23), punted seven times for 319 yards (45.6 avg.) with two kicks inside the 20-yard line. Tallied a 44-yard punt that was downed at the Texans' eight-yard line in the first quarter. Boomed a 54-yard punt in the second quarter that went out of bounds at the Texans' six-yard line. Launched a 53-yard punt early in the third quarter.
- Against Indianapolis (10/30), tied a career-high with eight punts for 330 yards (41.3 avg.). Placed a 30-yard punt that was fair caught at the Colts' 13-yard line late in the first stanza. Boomed a 55-yard punt in the third

quarter and a 54-yard punt in the final stanza.

- At Indianapolis (12/18), punted seven times for 329 yards (47.0 avg.) with a 45.0-yard net avg. Boomed a 55-yard punt to the Colts' 14-yard line in the first quarter. Nailed a 58-yard punt early in the second stanza.
- Against Jacksonville (12/24), punted four times for 172 yards (43.0 avg.) with three kicks placed inside the 20-yard line. Nailed a 47-yard punt that was downed at the Jaguars' three-yard line in the first quarter. Placed a 30-yard punt that was downed at the Jaguars' eight-yard line in the second stanza. Boomed a 51-yard punt that was fair caught at the Jaguars' 16-yard line in the third quarter.
- At Houston (1/1), punted six times for 286 yards (47.7 avg.) and tied a season-best with four kicks placed inside the 20-yard line and a 45.8 net avg. Placed a 35-yard punt that was downed at the Texans' 10-yard line in the first quarter. Nailed a 47-yard punt that was downed at the Texans' three-yard line in the second stanza. Boomed a 58-yard punt in the third quarter. Booted a 52-yard punt that went out of bounds at the Texans' five-yard line in the fourth quarter.

2010 (16/0 – Tennessee): Appeared in all 16 games and finished fifth in the AFC with a 39.1-yard net avg. Registered career-highs with 77 punts, 3,302 yards and 39.1 net avg. Tied a career high with four punts inside the 20-yard line at San Diego (10/31/10). Set new career-high with 352 punt yards at Kansas City (12/26/10). Boomed a career-best 68-yard punt against Philadelphia (10/24/10).

- Against Oakland (9/12), punted four times for 200 yards (50.0 avg.) with two kicks placed inside the 20-yard line. Booted a 37-yard punt that was downed at the Raiders' nine-yard line in the second quarter. Boomed a 59-yard punt in the fourth quarter.
- At N.Y. Giants (9/26), punted five times for 214 yards (42.8 avg.). Placed a 37-yard punt that was downed by Michael Griffin at the Giants' one-yard line, which led to a Titans' safety in the third quarter. Boomed a 55-yard punt in the third quarter.
- At Jacksonville (10/18), punted twice for 98 yards (49.0 avg.) with one kick placed inside the Jaguars' 20-yard line. Boomed a 51-yard punt to the Jaguars' seven-yard line and Mike Thomas registered a one-yard loss on the return in the first quarter.
- At San Diego (10/31), punted six times for 279 yards (46.5 avg.) and tied a career high by placing four punts inside the Chargers' 20-yard line. Placed a 35-yard punt that was downed at the San Diego nine-yard line. Boomed a 63-yard punt late in the third quarter. Nailed a 48-yard punt that was downed at the Chargers' three-yard line.
- At Houston (11/28), punted seven times for 328 yards (46.9 avg.) with two kicks placed inside the 20-yard line. Boomed a 56-yard punt to the Houston nine-yard line in the first quarter. Nailed a 50-yard punt later in the opening stanza. Booted a 56-yard punt to the Houston 15-yard line in the third quarter.

2009 (6/0 - Denver; 10/0 - Tennessee): In 10 games with Titans, punted 37 times for 1,665 yards with 18 punts placed inside the 20-yard line and ranked fourth in the AFC with a 45.5 gross avg. Appeared in the first six games with the Denver Broncos and punted 27 times for 1,245 yards (46.1 avg.) while placing nine punts inside the 20-yard line.

- Against Dallas (10/4), boomed six punts for 305 yards (50.8 avg.) with two kicks downed inside the 20-yard line. Nailed four punts for a 55.3 average from Denver territory.
- Against Jacksonville (11/1), made his Titans debut and punted four times for 193 yards (48.3 avg.) with three punts placed inside the 20-yard line in the Titans' 30-13 victory. Boomed a 55-yard punt that sailed out of bounds at the Jaguars' seven-yard line in the second quarter. Nailed a 51-yard punt that was downed at the Jaguars' seven-yard line during the final stanza. Perfectly placed a 37-yard punt that was downed at the Jaguars' three-yard line late in the fourth quarter.
- Against Arizona (11/29), punted four times for 184 yards (46.0 avg.) with two kicks placed inside the 20-yard line in the Titans' 20-17 come-from-behind victory. Placed a 38-yard punt that was downed at the Cardinals' 10-yard line in the fourth quarter.
- At Seattle (1/3), punted four times for 214 yards (53.5 avg.), including a career-best 46.5 net avg. and a career-long 67-yard punt in the Titans' season-ending 17-13 victory. Nailed a 56-yard punt to the Seahawks' 19-yard line in the second quarter. Booted a career-best 67-yard punt in the second stanza.

2008 (16/0 - Denver): Appeared in all 16 games and ranked fifth in the league with a 46.7-yard gross punting average that marked the third-best

season total by a Bronco in club history (min. 45 punts). Received all-rookie honors from Pro Football Weekly/PFWA and The Sporting News. Punted 46 times for 2,150 yards (46.7 gross / 37.8 net) with 13 punts placed inside the 20-yard line. Tied for the third-fewest touchbacks in the NFL with four, marking the fewest in a season by a Bronco with at least 45 punts since 1997 (Tom Rouen, 4).

- Against San Diego (9/14), punted three times for 161 yards (53.7 avg.)
- Against Tampa Bay (10/5), posted five punts for 248 yards (49.6 avg.) with two kicks placed inside the 20-yard line.
- At N.Y. Jets (11/30), nailed five punts for 214 yards (42.8 avg.) with four kicks inside the 20-yard line.

COLLEGE:

- Played 47 career games at the University of Toledo, punting 189 times for 7,994 yards (42.3 avg.) with 59 punts placed inside the 20-yard line.
- Ranked second in the nation in gross punting average (46.1 yds., 52 punts for 2,399 yards) and was a finalist for the Ray Guy Award (nation's best punter) as a senior.
- Earned third team All-America honors as a senior as the only player from the Mid-American Conference to receive Associated Press All-America honors.
- Named Mid-American Conference's Special Teams Player of the Year as a senior.
- Earned a bachelor's degree in geography from Toledo and posted a 3.38 grade point average while earning CoSIDA second-team academic all-district recognition as a senior.

PERSONAL:

- Married to Tiffany Kern and the couple has a son, Bryce Jeremiah and two daughters, Anelle Naomi and Quinn Eliana.
- Was a two-time first-team all-state selection at Grand Island High School in Grand Island, N.Y., and averaged 39 yards per punt as a senior and 42.5 yards per punt as a junior.
- Also played basketball and was a long jumper and high hurdler on the track team in high school.
- Follow Kern on Twitter and on Instagram: @brettkern6.
- List of favorites: (movie) "Shooter"; (TV show) "Gold Rush"; (music artist) LeCrae, Thousand Foot Krutch, KB, tobyMac; (school subject) geography; (car) 1969 Dodge Charger; (video game) "FIFA," "Tiger Woods PGA Golf"; (food) spaghetti; and (book) the Bible.
- Born Brett Alan Kern on Feb. 17, 1986, in Grand Island, N.Y.

BRETT KERN'S GAME-BY-GAME

2008 Denver Broncos

Date	Opp	W/L	No	Yds	Avg	Net	TB	In 20	Lg	Blk
Sept 8	@ Oak	W	2	80	40.0	38.5	0	1	42	0
Sept 14	SD	W	3	161	53.7	42.0	1	1	64	0
Sept 21	NO	W	2	105	52.5	37.5	0	0	56	0
Sept 28	@ KC	L	2	77	38.5	38.0	0	0	51	0
Oct 5	TB	W	5	248	49.6	45.8	0	2	63	0
Oct 12	Jax	L	4	192	48.0	39.5	1	0	52	0
Oct 20	@ NE	L	5	243	48.6	32.0	1	1	62	0
Nov 2	Mia	L	4	185	46.3	45.0	0	3	61	0
Nov 6	@ Cle	W	1	29	29.0	24.0	0	0	29	0
Nov 16	@ Atl	W	3	127	42.3	39.3	0	1	52	0
Nov 23	Oak	L	2	112	56.0	11.5	0	0	60	0
Nov 30	@ NYJ	W	5	214	42.8	41.4	0	4	52	0
Dec 7	KC	W	1	52	52.0	20.0	0	0	52	0
Dec 14	@ Car	L	5	241	48.2	39.8	1	0	57	0
Dec 21	Buf	L	0	0	0.0	0.0	0	0	0	0
Dec 28	@ SD	L	2	84	42.0	34.0	0	0	46	0
Totals		8-8	46	2,150	46.7	37.8	4	13	64	0

2009 Denver Broncos/Tennessee Titans

Date	Opp	W/L	No	Yds	Avg	Net	TB	In 20	Lg	Blk
Sept 13	@ Cin	W	8	340	42.5	36.4	0	3	56	0
Sept 20	Cle	W	2	109	54.5	42.5	0	1	57	0
Sept 27	@ Oak	W	2	81	40.5	27.0	1	0	48	0
Oct 4	Dal	W	6	305	50.8	41.7	2	2	62	0
Oct 11	NE	W	5	231	46.2	37.8	1	2	64	0
Oct 19	@ SD	W	4	179	44.8	15.5	2	1	50	0
Nov 1	Jax	W	4	193	48.3	43.3	1	3	55	0
Nov 8	@ SF	W	5	217	43.4	44.0	0	2	57	0
Nov 15	Buf	W	3	119	39.7	31.3	0	2	58	0
Nov 23	@ Hou	W	4	176	44.0	41.5	0	2	51	0
Nov 29	Ari	W	4	184	46.0	41.3	1	2	56	0
Dec 6	@ Ind	L	2	78	39.0	39.0	0	1	46	0
Dec 13	StL	W	3	115	38.3	36.3	0	1	54	0
Dec 20	Mia	W	5	244	48.8	44.0	1	2	59	0
Dec 25	SD	L	3	125	41.7	39.7	0	2	46	0
Jan 3	@ Sea	W	4	214	53.5	46.5	1	1	67	0
Totals		14-2	64	2,910	45.5	38.5	10	27	67	0

* First six games with Denver; final 10 games with Tennessee

2010 Tennessee Titans

Date	Opp	W/L	No	Yds	Avg	Net	TB	In 20	Lg	Blk
Sept 12	Oak	W	4	200	50.0	44.5	0	2	60	0
Sept 19	Pit	L	5	244	48.8	42.2	0	1	57	0
Sept 26	@ NYG	W	5	214	42.8	36.6	1	1	55	0
Oct 3	Den	L	6	245	40.8	31.5	1	0	60	0
Oct 10	@ Dal	W	5	174	34.8	34.6	0	2	45	0
Oct 18	@ Jax	W	2	98	49.0	50.0	0	1	51	0
Oct 24	Phi	W	4	192	48.0	44.0	0	0	68	0
Oct 31	@ SD	L	6	279	46.5	44.2	0	4	63	0
Nov 14	@ Mia	L	5	209	41.8	37.8	1	2	52	0
Nov 21	Was	L	5	169	33.8	31.4	0	2	51	0
Nov 28	@ Hou	L	7	328	46.9	43.6	0	2	56	0
Dec 5	Jax	L	2	72	36.0	36.0	0	0	40	0
Dec 9	Ind	L	4	165	41.3	41.3	0	0	46	0
Dec 19	Hou	W	4	150	37.5	34.5	0	2	46	0
Dec 26	@ KC	L	8	352	44.0	37.0	1	3	58	0
Jan 2	@ Ind	L	5	211	42.2	42.2	0	2	48	0
Totals		6-10	77	3,302	42.9	39.1	4	24	68	0

2011 Tennessee Titans

Date	Opp	W/L	No	Yds	Avg	Net	TB	In 20	Lg	Blk
Sept 11	@ Jax	L	7	291	41.6	34.3	1	2	48	0
Sept 18	Bal	W	3	119	39.7	38.3	0	2	55	0
Sept 25	Den	W	4	176	44.0	32.3	0	0	62	0
Oct 2	@ Cle	W	6	237	39.5	36.5	0	2	64	0
Oct 9	@ Pit	L	4	169	42.3	42.3	0	1	44	0
Oct 23	Hou	L	7	319	45.6	42.7	1	2	54	0
Oct 30	Ind	W	8	330	41.3	34.1	2	2	55	0
Nov 6	Cin	L	7	320	45.7	41.6	1	1	54	0
Nov 13	@ Car	W	5	221	44.2	38.2	1	1	48	0
Nov 20	@ Atl	L	5	225	45.0	39.6	0	0	57	0
Nov 27	TB	W	3	88	29.3	29.3	0	3	41	0
Dec 4	@ Buf	W	5	239	47.8	45.8	0	4	57	0
Dec 11	NO	L	5	226	45.2	37.6	1	1	52	0
Dec 18	@ Ind	L	7	329	47.0	45.0	0	3	58	0
Dec 24	Jax	W	4	172	43.0	41.8	0	3	51	0
Jan 1	@ Hou	W	6	286	47.7	45.8	0	4	58	0
Totals		9-7	86	3,747	43.6	39.4	7	31	64	0

2012 Tennessee Titans

Date	Opp	W/L	No	Yds	Avg	Net	TB	In 20	Lg	Blk
Sept 9	NE	L	4	209	52.3	45.5	0	2	56	0
Sept 16	@ SD	L	7	361	51.6	48.6	1	3	63	0
Sept 23	Det	W	1	41	41.0	41.0	0	0	41	0
Sept 30	@ Hou	L	7	326	46.6	41.7	0	2	60	0
Oct 7	@ Min	L	6	256	42.7	42.8	0	3	53	0
Oct 11	Pit	W	5	261	52.2	44.8	1	2	61	0
Oct 21	@ Buf	W	3	124	41.3	34.7	1	2	57	0
Oct 28	Ind	L	3	130	43.3	39.0	0	1	61	0
Nov 4	Chi	L	6	299	49.8	30.0	1	1	59	1
Nov 11	@ Mia	W	4	208	52.0	48.0	0	3	71	0
Nov 25	@ Jax	L	4	201	50.3	49.0	0	1	57	0
Dec 2	Hou	L	6	303	50.5	39.3	0	2	70	0
Dec 9	@ Ind	L	3	165	55.0	47.0	0	1	57	0
Dec 17	NYJ	W	10	391	39.1	36.4	1	4	55	0
Dec 23	@ GB	L	8	376	47.0	34.4	0	2	54	0
Dec 30	Jax	W	4	204	51.0	35.8	0	1	55	1
Totals		6-10	81	3,855	47.6	40.4	5	30	71	2

2013 Tennessee Titans

Date	Opp	W/L	No	Yds	Avg	Net	TB	In 20	Lg	Blk
Sept 8	@ Pit	W	5	208	41.6	41.4	0	4	55	0
Sept 15	@ Hou	L	8	382	47.8	46.6	0	1	54	0
Sept 22	SD	W	3	140	46.7	44.3	0	2	63	0
Sept 29	NYJ	W	7	293	41.9	40.9	0	4	54	0
Oct 6	KC	L	6	272	45.3	38.8	0	2	56	0
Oct 13	@ Sea	L	4	140	35.0	31.3	0	1	46	0
Oct 20	SF	L	6	263	43.8	43.8	0	3	55	0
Nov 3	@ StL	W	5	228	45.6	35.0	1	1	55	0
Nov 10	Jax	L	5	219	43.8	42.6	0	1	53	0
Nov 14	Ind	L	3	117	39.0	34.0	0	0	48	0
Nov 24	@ Oak	W	4	163	40.8	29.0	0	1	49	1
Dec 1	@ Ind	L	6	222	37.0	32.2	0	4	35	0
Dec 8	@ Den	L	4	201	50.3	43.5	0	0	62	0
Dec 15	Ari	L	3	145	48.3	48.3	0	2	51	0
Dec 22	@ Jax	W	3	140	46.7	38.7	1	0	50	0
Dec 29	Hou	W	6	253	42.2	42.2	0	6	56	0
Totals		7-9	78	3,386	43.4	39.7	2	32	63	1

BRETT KERN'S GAME-BY-GAME CONT.**2014 Tennessee Titans**

Date	Opp	W/L	No	Yds	Avg	Net	TB	In 20	Lg	Blk
Sept 7	@ KC	W	6	304	50.7	42.8	0	3	63	0
Sept 14	Dal	L	5	225	45.0	38.0	1	1	54	0
Sept 21	@ Cin	L	4	141	35.3	25.3	2	0	45	0
Sept 28	@ Ind	L	6	265	44.2	41.8	0	2	55	0
Oct 5	Cle	L	4	188	47.0	34.8	0	1	54	1
Oct 12	Jax	W	5	249	49.8	39.8	2	3	69	0
Oct 19	@ Was	L	5	196	39.2	39.0	0	2	44	0
Oct 26	Hou	L	6	310	51.7	48.7	0	2	62	0
Nov 9	@ Bal	L	8	414	51.8	48.8	0	0	58	0
Nov 17	Pit	L	4	141	35.3	31.8	0	2	51	0
Nov 23	@ Phi	L	6	294	49.0	40.7	0	2	57	0
Nov 30	@ Hou	L	5	226	45.2	41.2	0	2	58	0
Dec 7	NYG	L	6	284	47.3	39.2	0	1	55	0
Dec 14	NYJ	L	6	295	49.2	45.3	0	3	56	0
Dec 18	@ Jax	L	5	203	40.6	34.4	1	1	51	0
Dec 28	Ind	L	7	383	54.7	46.1	1	3	79	0
Totals	2-14		88	4,118	46.8	40.8	7	28	79	1

2015 Tennessee Titans

Date	Opp	W/L	No	Yds	Avg	Net	TB	In 20	Lg	Blk
Sept 13	@ TB	W	4	189	47.3	43.0	0	1	57	0
Sept 20	@ Cle	L	6	298	49.7	24.0	0	1	55	0
Sept 27	Ind	L	5	212	42.4	42.4	0	2	49	0
Oct 11	Buf	L	6	251	41.8	31.8	1	3	58	0
Oct 18	Mia	L	3	125	41.7	39.7	0	2	61	0
Oct 25	Atl	L	7	305	43.6	41.9	0	5	54	0
Nov 1	@ Hou	L	7	349	49.9	45.9	0	3	60	0
Nov 8	@ NO	W	5	253	50.6	46.4	0	2	56	0

Nov 15	Car	L	5	259	51.8	39.6	0	0	56	0
Nov 19	@ Jax	L	5	226	45.2	30.0	0	2	56	0
Nov 29	Oak	L	6	287	47.8	39.7	0	1	60	0
Dec 6	Jax	W	3	133	44.3	38.3	0	1	51	0
Dec 13	@ NYJ	L	6	289	48.2	42.8	0	1	55	0
Dec 20	@ NE	L	5	272	54.4	47.2	0	1	61	0
Dec 27	Hou	L	9	427	47.4	43.3	0	7	60	0
Jan 3	@ Ind	L	6	300	50.0	47.0	0	2	52	0
Totals	3-13		88	4,175	47.4	40.3	1	34	61	0

2016 Tennessee Titans

Date	Opp	W/L	No	Yds	Avg	Net	TB	In 20	Lg	Blk
Sept 11	Min	L	5	231	46.2	38.4	1	1	64	0
Sept 18	@ Det	W	3	142	47.3	39.7	0	1	54	0
Sept 25	Oak	L	6	311	51.8	45.5	0	3	62	0
Oct 2	@ Hou	L	5	257	51.4	30.6	1	1	71	0
Oct 9	@ Mia	W	5	175	35.0	17.8	0	3	51	0
Oct 16	Cle	W	5	225	45.0	43.8	0	3	52	0
Oct 23	Ind	L	4	188	47.0	42.5	0	3	62	0
Oct 27	Jax	W	4	155	38.8	38.8	0	2	44	0
Nov 6	@ SD	L	4	182	45.5	44.8	0	1	55	0
Nov 13	GB	W	4	166	41.5	38.0	0	0	46	0
Nov 20	@ Ind	L	5	219	43.8	37.4	1	1	57	0
Nov 27	@ Chi	W	4	177	44.3	43.3	0	2	47	0
Dec 11	Den	W	7	308	44.0	38.1	1	3	61	0
Dec 18	@ KC	W	4	142	35.5	34.8	0	0	38	0
Dec 24	@ Jax	L	7	313	44.7	43.3	0	3	54	0
Jan 1	Hou	W	5	211	42.2	41.0	0	5	48	0
Totals	9-7		77	3,402	44.2	38.6	4	32	71	0

BRETT KERN'S NFL STATISTICS**REGULAR SEASON**


Year	Team	GP	No.	PUNTING								
				Yds	Avg	Ret	Yds	TB	In	Lg	Blk	Net
2008	Denver	16	46	2,150	46.7	28	330	4	13	64	0	37.8
2009	Denver/Tennessee	16	64	2,910	45.5	27	249	10	27	67	0	38.5
2010	Tennessee	16	77	3,302	42.9	35	214	4	24	68	0	39.1
2011	Tennessee	16	86	3,747	43.6	36	221	7	31	64	0	39.4
2012	Tennessee	16	81	3,855	47.6	39	405	5	30	71	2	40.4
2013	Tennessee	16	78	3,386	43.4	35	210	2	32	63	1	39.7
2014	Tennessee	16	88	4,118	46.8	43	350	7	28	79	1	40.8
2015	Tennessee	16	88	4,175	47.4	47	605	1	34	61	0	40.3
2016	Tennessee	16	77	3,402	44.2	36	347	4	32	71	0	38.6
NFL Totals		144	685	31,045	45.3	326	2931	44	251	79	4	39.5

Single-Game Highs

Punts - 10 vs. N.Y. Jets (12/17/12)
 Yards - 427 vs. Houston (12/27/15)
 Gross Avg. - 56.0 vs. Oakland (11/23/08)
 Net Avg. - 49.0 at Jacksonville (11/25/12)
 Long Punt - 79 vs. Indianapolis (12/28/14)
 In20 - 7 vs. Houston (12/27/15)

Additional Statistics

Rushing - 1 rush for 21 yards vs. Denver (9/25/11)



64 JOSH KLINE

GUARD • 6'3" • 300 LBS • COLLEGE: KENT STATE

ACQUIRED: WAIVERS (NE) - 2016

NFL EXPERIENCE (NFL/TITANS): 5/2 • HOMETOWN: MASON, OHIO

GAMES PLAYED/GAMES STARTED: 47/32 (PLAYOFFS: 4/3)



Super Bowl: 2014

PRO: The Titans claimed Josh Kline off waivers from the New England Patriots prior to the start of 2016 regular season to add competition, experience and depth to the interior of the offensive line. The 6-foot-3-inch, 300-pounder spent the first three seasons of his NFL career with the New England Patriots and was a member of their 2014 Super Bowl championship team.

CAREER HIGHLIGHTS:

- In 2016, Kline started 14 games at right guard in his first season with the Titans and was a part of an offensive front that blocked for the NFL's third-ranked rushing attack which averaged 136.7 rush yards per game.
- In 2015, Kline made 13 starts at both guard spots for the Patriots and blocked for the NFL's sixth-ranked offense which averaged 374.4 total yards per game.

TITANS TIDBITS:

- Kline was a standout wrestler in high school, winning the state title as a senior and finishing with a 45-1 record that year.

CAREER TRANSACTIONS:

- A native of Mason, Ohio, Kline was originally signed by the New England Patriots as a rookie free agent on May 3, 2013.
- Released by the Patriots on Sept. 2, 2013 and signed to the team's practice squad on Sept. 4, 2013.
- Signed by the Patriots to their active roster from the practice squad on Sept. 7, 2013.
- Released by the Patriots on Sept. 11, 2013 and signed to the team's practice squad on Sept. 13, 2013.
- Signed by the Patriots to their active roster from the practice squad on Nov. 2, 2013.
- Released by the Patriots on Sept. 7, 2016.
- Claimed by the Titans off waivers from the Patriots on Sept. 8, 2016.

SEASON RECAPS:

2016 (14/14 - Tennessee): Started 14 games at right guard in his first season with the Titans and was a part of an offensive front that blocked for the NFL's third-ranked rushing attack which averaged 136.7 rush yards per game. Was inactive for the first two contests after being acquired off waivers from the Patriots on Sept. 8.

- Against Oakland (9/25), started at right guard and was a part of an offensive line that helped produce 393 total yards and allow just one sack on 33 pass attempts.
- At Miami (10/9), started at right guard and was a member of an offensive front that opened holes for Titans' rushers to gain 235 yards on the ground and did not allow a sack on 29 pass attempts.
- Against Cleveland (10/16), started at right guard and blocked for an offense that compiled a season-high 407 total yards, including 137 rushing yards.
- Against Jacksonville (10/27), started at right guard and opened holes for Titans' ball carriers to accumulate 214 yards on the ground. Was a part of an offensive front that did not allow a sack in 23 pass attempts.
- At San Diego (11/6), started at right guard and was a part of an offensive line that did not allow a sack on 43 pass attempts.
- Against Green Bay (11/13), started at right guard and blocked for an offense that amassed 446 total yards and six touchdowns in a 47-25 victory against the Packers.
- At Chicago (11/27), started at right guard and was a member of an offensive front that did not allow a sack on 23 pass attempts. Blocked for

Titans' ball carriers to gain 149 yards on the ground.

- Against Denver (12/11), started at right guard and was a part of an offensive line that opened holes for Titans' rushers to amass 180 rushing yards on 42 carries in a 13-10 victory over the Broncos.
- At Kansas City (12/18), started at right guard and helped pave the way for Titans' ball carriers to gain 148 yards on the ground. Member of an offensive front that allowed just one sack for zero yards on 33 pass attempts.

2015 (14/13, 2/2 - New England): Played in 14 regular season games with 13 starts - seven at right guard and six at left guard. Due to injuries and rotations, appeared at both guard spots in several games throughout the season. Started at left guard for both playoff contests. Was inactive due to injury twice.

- Against Washington (11/8), started at right guard and rotated between both guard positions in the win. Despite injuries and changes to the rotation, the Patriots rushed for 161 yards rushing and did not allow a sack in the game.

2014 (12/4, 2/1 - New England): Played in 12 regular season games with four starts - two at right guard and two at left guard. Played in two playoff games and made his first career playoff start at right guard in the AFC Championship win. Was inactive for four games.

- At Buffalo (10/12), started his first game of the season at right guard in the win when Ryan Wendell replaced an injured Bryan Stork at center.
- Against Seattle (2/1), dressed but did not play in the Super Bowl XLIX win.

2013 (7/1, 0/0 - New England): Played in seven regular-season games with one start. Spent majority of the season on the practice squad with two separate stints on the 53-man roster. Was active but did not play in the postseason.

- Against Pittsburgh (11/3), appeared in his first NFL game coming in at left guard for the final play kneel down.
- At Miami (12/15), came on to play left guard after Nate Solder left with a head injury and Logan Mankins slid over to left tackle.
- At Baltimore (12/22), made the first start of his career at left guard in place of Logan Mankins starting at left tackle for an injured Nate Solder.

COLLEGE:

- Appeared at right guard, right tackle and on special teams in four seasons after redshirting as a freshman.
- Named to Phil Steele's All-MAC team and earned second-team All-MAC honors as a senior.
- As a senior, played primarily at left guard. Earned second-team all Mid-American Conference honors as the Golden Flashes had their best season in 40 years, going 11-3 overall, winning the MAC East title and playing in the MAC Championship Game.
- As a junior in 2011, started 12 games making seven starts at right tackle before sliding inside to right guard for the final five games.
- As a sophomore in 2010, started in eight of 12 games.
- Redshirted in 2008 before playing in all 12 games of his redshirt freshman campaign in 2009.
- Majored in history at Kent State.

PERSONAL:

- Married his wife, Natalie, during the 2016 offseason.
- Was two-time second-team all-conference pick at Mason (Ohio) High School.
- Played tackle and center, earning second-team All-Greater Miami

Conference honors as the Comets' center his senior year.

- Born Josh Kline on Dec. 29, 1989 in Hoffman Estates, Ill.
- Follow Kline on Twitter at @joshkline64
- Follow Kline on Instagram at @jkline64

JOSH KLINE'S NFL STATISTICS

REGULAR SEASON

Year	Team	GP	GS
2013	New England	7	1
2014	New England	12	4
2015	New England	14	13
2016	Tennessee	14	14
NFL Totals		47	32

PLAYOFFS


Year	Team	GP	GS
2013	New England	0	0
2014	New England	2	1
2015	New England	2	2
NFL Totals		4	3

Starts Breakdown:

2013 - LG 1; 2014 - 2 LG, 2 RG (Playoffs - 1 RG); 2015 - 7 RG, 6 LG (Playoffs - 2 LG); 2016 - RG 14

Additional Career Statistics

Tackles - 1 (2015), 1 (2016)



97 KARL KLUG

DEFENSIVE LINE • 6'3" • 278 LBS • COLLEGE: IOWA
 ACQUIRED: 5TH ROUND - 2011 • NFL EXPERIENCE (NFL/TITANS): 7/7
 HOMETOWN: CALEDONIA, MINN.
 GAMES PLAYED/GAMES STARTED: 94/8 (PLAYOFFS: 0/0)



PRO: The Titans used their fifth-round pick in the 2011 NFL Draft on Iowa's Karl Klug (pronounced KLOOG). A largely unheralded selection at the time, Klug proceeded to assemble one of the top seasons in franchise history by a rookie defensive lineman and has become one of the team's most consistent contributors on the defensive line. He never missed a game in his first five seasons. A blue-collar athlete who plays with tremendous effort and quickness, he led the Titans in 2011 with seven sacks, which also tied for sixth among all NFL rookies and tied for fourth among all NFL defensive tackles. His 3.5 sacks during his second season gave him more total sacks (10.5) than any other Titans defender during that time period.

CAREER HIGHLIGHTS:

- In 2016, he played in his 94th consecutive game to begin his career before missing the final two contests of the season with an Achilles injury.
- In 2015, Klug set a career high with 19 quarterback pressures and recorded four sacks, which was the second-highest total of his career.
- Against the N.Y. Jets on Sept. 29, 2013, he strip-sacked Geno Smith for a 16-yard loss and recovered the loose ball in the end zone for his first career touchdown.
- In 2012, Klug played in all 16 games for a second consecutive season. His 3.5 sacks gave him a team-high 10.5 total sacks from 2011–2012.
- As a rookie in 2011, Klug compiled a team-high seven sacks. The total tied for sixth place in sacks among all NFL rookies, tied for fourth among all NFL defensive tackles, and led all NFL rookie defensive tackles.
- During his four-year career at Iowa, Klug appeared in 40 games with 26 consecutive starts to end his career. Tallied 140 tackles, including 31 stops for loss, 9.5 sacks, eight quarterback pressures, eight passes defended, four forced fumbles and a fumble recovery.

TITANS TIDBITS:

- Klug has an identical twin brother, Kevin, who played linebacker at Minnesota State University, Mankato. As high school teammates, Kevin played fullback, opening holes for Karl, the team's running back. Kevin now owns and operates Klug Fitness, a mobile fitness business in Nashville. He also has toured with Lady Antebellum and Sam Hunt as a personal trainer. Karl and Kevin's older sister, Kelsey, is the "best hair stylist in LaCrosse, Wis.," according to the twins.
- Klug's small hometown of Caledonia calls itself the "Wild Turkey Capital of Minnesota" and "The Heart of Quilt Country."
- Klug arrived on Iowa's campus as an undersized defender who weighed only 207 pounds at the time.

CAREER TRANSACTIONS:

- The Caledonia, Minn., native was selected by the Titans in the fifth round (142nd overall) of the 2011 NFL Draft.

SEASON RECAPS:

2016 (14/3): Played in 14 games with three starts at defensive tackle and ranked fourth on the team with 18 quarterback pressures. Registered 25 tackles, 1.5 sacks, a stop for loss and a pass defended. Placed on injured reserve on Dec. 21, 2016. Led the team in quarterback pressures once in 2016 (at MIA). Tied for the team lead in passes defended once in 2016 (at MIA).

- Against Minnesota (9/11), saw action as a reserve on the defensive line and collected two tackles.
- At Detroit (9/18), saw significant action as a reserve at defensive tackle and posted four tackles, including a sack and two quarterback pressures. Sacked Matthew Stafford for a six-yard loss in the fourth quarter.
- At Houston (10/2), saw action as a reserve at defensive tackle and tied a

career-high with five tackles. Teamed with Avery Williamson to stuff Alfred Blue for no gain on a rush off left guard in the second quarter.

- At Miami (10/9), started at defensive end and registered two tackles and a team-high four quarterback pressures.
- Against Cleveland (10/16), started at defensive end and notched three tackles, including a stop for loss and two quarterback pressures. Forced a Browns' field goal by dropping Isaiah Crowell for a five-yard loss on third-and-one in the opening quarter.
- Against Indianapolis (10/23), played as a reserve at defensive tackle and collected three tackles, including a half sack, a quarterback pressure and a pass defended. Forced a Colts' field goal by combining with Derrick Morgan to sack Andrew Luck for a six-yard loss in the third quarter. Halted a Colts' drive by batting down a third-and-five pass intended for T.Y. Hilton in the fourth quarter.
- Against Denver (12/11), started at defensive tackle and collected a tackle and three quarterback pressures.
- At Kansas City (12/18), played as a reserve at defensive tackle and left the game in the third quarter with an injury.

2015 (16/0): Appeared in all 16 games for the fifth consecutive season and finished third on the team with 19 quarterback pressures. Registered 26 tackles, four sacks, a pass defended and forced fumble. Led or tied for the team lead in sacks three times in 2015 (at HOU, at NYJ, at NE). Tied for the team lead in quarterback pressures four times (vs. MIA, vs. OAK, at NYJ, at NE).

- At Tampa Bay (9/13), saw action as a reserve at defensive tackle and collected four tackles and two quarterback pressures. Teamed with DaQuan Jones to stuff Doug Martin for no gain on a rush off right guard at the end of the first quarter.
- Against Indianapolis (9/27), played as a reserve at defensive end and totaled three tackles, including a sack and a quarterback pressure. Ended an Indianapolis drive by sacking Andrew Luck for a five-yard loss and forcing a fumble that was recovered by the Colts on third-and-seven early in the third quarter.
- At Houston (11/1), saw action as a reserve at defensive end and registered a sack. Ended a Texans' drive by dropping Brian Hoyer for an eight-yard sack on third-and-seven in the second quarter.
- Against Jacksonville (12/6), played as a reserve at defensive tackle and posted two tackles and a half sack. Combined with Da'Norris Searcy to drop Blake Bortles for an 11-yard sack on fourth-and-four during the Jaguars' final drive in the fourth quarter.
- At N.Y. Jets (12/13), saw action as a reserve at defensive tackle and amassed three tackles, a sack and two quarterback pressures. Ended a Jets' drive by dropping Ryan Fitzpatrick for a seven-yard sack on third-and-nine late in the third quarter.
- At New England (12/20), played as a reserve at defensive tackle and tallied four tackles, including a half sack and three quarterback pressures. Teamed with Angelo Blackson to drop Tom Brady for a seven-yard sack in the fourth quarter.

2014 (16/0): Played in all 16 games for the fourth consecutive season. Registered 31 tackles, two sacks, five quarterback pressures and five stops for loss. Caught one pass for nine yards as a fullback against the N.Y. Giants (12/7/14). Returned two kickoffs for 32 yards. Tied for the team lead in sacks once in 2014 (at KC). Led the team in quarterback pressures once in 2014 (vs. NYJ).

- At Kansas City (9/7), saw action as a reserve at defensive tackle and collected two tackles, including a sack and a quarterback pressure. Ended a Chiefs' drive by sacking Alex Smith for a seven-yard loss on third-and-10

in the third quarter.

- Against Jacksonville (10/12), played as a reserve at defensive tackle and totaled two tackles, including a sack. Dropped Blake Bortles for an eight-yard sack in the second quarter.
- At Washington (10/19), played as a reserve at defensive end and collected two tackles for loss. Stopped Alfred Morris for a one-yard loss on a rush off left end in the third stanza. On the next play, stonewalled Roy Helu for a seven-yard loss on a screen pass. Returned a squib kickoff for 12 yards.
- At Baltimore (11/9), saw action as a reserve at defensive tackle and tallied two tackles, including a stop for loss. Stuffed Bernard Pierce for a one-yard loss on a rush up the middle in the third quarter.
- At Houston (11/30), played as a reserve at defensive tackle and notched three tackles, including a stop for loss and a quarterback pressure. Teamed with Al Woods to stuff Jonathan Grimes for a four-yard loss on a rush off right tackle in the final stanza.
- Against N.Y. Giants (12/7), played as a reserve at defensive tackle and as a short-yardage fullback. Collected his first career reception for seven yards. Converted a fourth-and-one by hauling in his first career catch for nine yards in the second quarter.
- Against N.Y. Jets (12/14), saw action as a reserve at defensive tackle and collected two tackles, including a team-high three quarterback pressures and a tackle for loss. Stuffed Chris Johnson for a one-yard loss on a rush up the middle late in the second quarter.

2013 (16/3): Played in all 16 games with three starts at defensive tackle and registered 26 tackles, two sacks, four quarterback pressures, two passes defended, two forced fumbles and a fumble recovery for a touchdown. Led or tied for the team lead in quarterback pressures three times (vs. KC, at OAK, vs. HOU).

- Against N.Y. Jets (9/29), posted three tackles, including a strip sack that he recovered for a touchdown. Jolted through the middle and strip-sacked Geno Smith for a 16-yard loss while recovering the loose ball in the end zone for touchdown to make the score 31-6 with 11:45 left to play in the final stanza.
- At Indianapolis (12/1), amassed three tackles, a sack, a forced fumble, a quarterback pressure and a pass defended. Batted down a pass at the line of scrimmage that was intended for Darrius Heyward-Bey in the second quarter. Teamed with George Wilson to stuff Donald Brown for no gain on a rush up the middle in the second quarter. Strip-sacked Andrew Luck for a seven-yard loss, but the loose ball was recovered by the signal caller.
- At Denver (12/8), started at defensive end and totaled a career-high five tackles.

2012 (16/1): Saw action in all 16 games with a start at defensive tackle and posted 12 tackles, 3.5 sacks, five quarterback pressures, a tackle for loss and a pass defended. Led the team in sacks once (at IND). Tied for the team lead in quarterback pressures twice (vs. NE, vs. JAX). Tied a career-high with two sacks at Indianapolis (12/9/12).

- At Jacksonville (11/25), collected his first sack of the season. Halted a Jaguars' drive and got the Titans' offense the ball back with a two-yard sack on third-and-10 in the fourth quarter.
- At Indianapolis (12/9), tallied three tackles, including two sacks, a tackle for loss, a quarterback pressure and a pass defended. Dropped Andrew Luck for a six-yard sack in the second quarter. Ended a Colts' drive by sacking Luck for a 10-yard loss on third-and-seven late in the second quarter. Batted down a pass intended for T.Y. Hilton at the line of scrimmage.
- Against Jacksonville (12/30), recorded a tackle, including a half sack and two quarterback pressures. Ended a Jaguars' drive by combining with Akeem Ayers to sack Chad Henne for a four-yard loss on fourth-and-two late in the fourth quarter.

2011 (16/1): As a rookie, appeared in all 16 games with one start at defensive tackle and led the team with seven sacks. Totaled 32 tackles, 10 quarterback pressures, two tackles for loss, four passes defended and two forced fumbles. Registered his first career NFL sack and the first two forced fumbles of his career against Baltimore (9/18/11). Led or tied for the team lead in sacks six times in 2011 (vs. BAL, at CLE, vs. IND, at BUF, vs. NO, vs. JAX). Tied for the team lead in quarterback pressures once in 2011 (vs. IND). Made his first career NFL start at Atlanta (11/20/11).

- At Jacksonville (9/11), played as a reserve in his first career NFL contest and posted four tackles, including a stop for loss.
- Against Baltimore (9/18), saw action as a reserve at defensive tackle and tallied a sack and two forced fumbles. Stuffed Ricky Williams for a two-yard

loss and forced a fumble that was recovered by Jordan Babineaux early in the second quarter. Had an eight-yard strip-sack of Joe Flacco but the loose ball was recovered by the Ravens late in the second quarter.

- At Cleveland (10/2), collected three solo tackles, including a sack. Kept contain and dropped Joshua Cribbs for a seven-yard sack on a reverse pass play on third-and-six in the first quarter.
- Against Indianapolis (10/30), posted two solo tackles, a sack, three quarterback pressures and a pass defended. Halted a Colts' drive by dropping Curtis Painter for an eight-yard sack on third-and-11 in the second quarter.
- At Atlanta (11/20), made his first career NFL start at defensive tackle and collected two tackles.
- Against Tampa Bay (11/27), posted a tackle, a pass defended and two quarterback pressures.
- At Buffalo (12/4), tallied a sack and a pass defended. Ended a Bills' drive by dropping Ryan Fitzpatrick for a six-yard sack on third-and-six in the third quarter. Batted down a pass intended for David Nelson at the line of scrimmage in the third quarter.
- Against New Orleans (12/11), recorded three tackles, including a season-high two sacks and a quarterback pressure. Dropped Drew Brees for a seven-yard sack late in the second quarter. Halted a Saints' drive and got the Titans' offense the ball back by sacking Brees for a seven-yard loss on third-and-four in the fourth quarter.
- Against Jacksonville (12/24), halted a Jaguars' drive by sacking Blaine Gabbert for an 11-yard loss on third-and-seven in the third quarter.

COLLEGE:

- During his four-year career at Iowa, Klug appeared in 40 games with 26 consecutive starts to end his career. Tallied 140 tackles, including 31 stops for loss, 9.5 sacks, eight quarterback pressures, eight passes defended, four forced fumbles and a fumble recovery.
- As a senior (2010), started all 13 games at defensive tackle and led team with 13 tackles for loss and 5.5 sacks. Posted 57 total tackles en route to earning second-team All-Big Ten honors from league coaches and media and second-team All-Big Ten by Phil Steele's College Football. Honors also included Roy J. Carver Most Valuable Player Award on defense, Iron Hawk Award and Hayden Fry "Extra Heartbeat" Award. Was named a permanent team captain on defense and was selected to participate in East-West Shrine Game. Was one of seven seniors named to 2010 Leadership Group.
- As a junior (2009), started all 13 games at defensive tackle, recording 65 tackles, 13 tackles for loss, four sacks, five passes defended and two forced fumbles. Named first team All-Big Ten by Sporting News and honorable mention All-Big Ten by league coaches. Received the Hustle Team Award for defense.
- As a sophomore (2008), played in 12 games and posted 17 tackles, five tackles for loss, two sacks and a forced fumble.
- As a redshirt freshman (2007), suffered foot injury during pre-season drills and appeared in just one game (vs. Minnesota) and posted one tackle.
- Redshirted in 2006.
- Graduated in December 2010 with a degree in recreational management.

PERSONAL:

- Lives in Franklin, Tenn., with his wife, Stacy. They have two sons, Rylan and Ivan, and a daughter, Cora.
- Named first-team All-State as a senior at Caledonia (Minn.) High School after recording 77 tackles and 20 sacks at defensive end. Also had 1,212 rushing yards and 15 touchdowns. Also named to the Minnesota Vikings All-State team, *LaCrosse Tribune* Player of the Year and was a two-time first-team All-Conference player, including Player of the Year as a senior.
- Notched 89 tackles and 18 sacks as a junior.
- Was a three-year wrestling and two-year letterman in track.
- List of favorites: (movie) "Dumb and Dumber"; (TV shows) "SportsCenter" and "Everybody Loves Raymond"; (actor) Will Smith; (school subject) math; (car) 1998 Oldsmobile Cutlass; (book) "Heaven is For Real" by Todd Burpo; (video game) Halo; (food) steak and potatoes; (childhood sports hero) John Randle; and (sports teams as a child) "all the Minnesota teams."
- Born Karl Rainer Klug on March 31, 1988 in La Crosse, Wis.

KARL KLUG'S GAME-BY-GAME

2011 Tennessee Titans

Date	Opp	W/L	P/S	Tot	Solo	Asst	Sk	- Yds	QBP	TFL	Int	- Yds	-TD	PD	FF	FR	- Yds	SpT	
Sept 11	@ Jax	L	p	4	2	2	0.0	0.0	0	1	0	0	0	0	0	0	0	0	0
Sept 18	Bal	W	p	1	1	0	1.0	4.0	0	0	0	0	0	0	2	0	0	0	0
Sept 25	Den	W	p	1	0	1	0.0	0.0	1	0	0	0	0	1	0	0	0	0	0
Oct 2	@ Cle	W	p	3	3	0	1.0	7.0	0	0	0	0	0	0	0	0	0	0	0
Oct 9	@ Pit	L	p	1	0	1	0.0	0.0	0	0	0	0	0	0	0	0	0	0	0
Oct 23	Hou	L	p	3	3	0	0.0	0.0	0	0	0	0	0	0	0	0	0	0	0
Oct 30	Ind	W	p	2	2	0	1.0	8.0	3	0	0	0	0	1	0	0	0	0	0
Nov 6	Cin	L	p	2	1	1	0.0	0.0	2	0	0	0	0	0	0	0	0	0	0
Nov 13	@ Car	W	p	2	1	1	0.0	0.0	0	1	0	0	0	0	0	0	0	0	0
Nov 20	@ Atl	L	S	2	1	1	0.0	0.0	0	0	0	0	0	0	0	0	0	0	0
Nov 27	TB	W	p	1	0	1	0.0	0.0	2	0	0	0	0	1	0	0	0	0	0
Dec 4	@ Buf	W	p	1	1	0	1.0	6.0	0	0	0	0	0	1	0	0	0	0	0
Dec 11	NO	L	p	3	2	1	2.0	14.0	1	0	0	0	0	0	0	0	0	0	0
Dec 18	@ Ind	L	p	1	0	1	0.0	0.0	0	0	0	0	0	0	0	0	0	0	0
Dec 24	Jax	W	p	2	1	1	1.0	11.0	0	0	0	0	0	0	0	0	0	0	0
Jan 1	@ Hou	W	p	3	0	3	0.0	0.0	1	0	0	0	0	0	0	0	0	0	0
Totals				9-7	16/1	32	18	14	7.0	50.0	10	2	0	0	4	2	0	0	0

2012 Tennessee Titans

Date	Opp	W/L	P/S	Tot	Solo	Asst	Sk	- Yds	QBP	TFL	Int	- Yds	-TD	PD	FF	FR	- Yds	SpT	
Sept 9	NE	L	S	0	0	0	0.0	0.0	1	0	0	0	0	0	0	0	0	0	0
Sept 16	@ SD	L	p	1	1	0	0.0	0.0	0	0	0	0	0	0	0	0	0	0	0
Sept 23	Det	W	p	2	0	2	0.0	0.0	0	0	0	0	0	0	0	0	0	0	0
Sept 30	@ Hou	L	p	1	0	1	0.0	0.0	0	0	0	0	0	0	0	0	0	0	0
Oct 7	@ Min	L	p	1	0	1	0.0	0.0	1	0	0	0	0	0	0	0	0	0	0
Oct 11	Pit	W	p	1	1	0	0.0	0.0	0	0	0	0	0	0	0	0	0	0	0
Oct 21	@ Buf	W	p	0	0	0	0.0	0.0	0	0	0	0	0	0	0	0	0	0	0
Oct 28	Ind	L	p	0	0	0	0.0	0.0	0	0	0	0	0	0	0	0	0	0	0
Nov 4	Chi	L	p	0	0	0	0.0	0.0	0	0	0	0	0	0	0	0	0	0	0
Nov 11	@ Mia	W	p	1	1	0	0.0	0.0	0	0	0	0	0	0	0	0	0	0	0
Nov 25	@ Jax	L	p	1	1	0	1.0	2.0	0	0	0	0	0	0	0	0	0	0	0
Dec 2	Hou	L	p	0	0	0	0.0	0.0	0	0	0	0	0	0	0	0	0	0	0
Dec 9	@ Ind	L	p	3	3	0	2.0	16.0	1	1	0	0	0	1	0	0	0	0	0
Dec 17	NYJ	W	p	0	0	0	0.0	0.0	0	0	0	0	0	0	0	0	0	0	0
Dec 23	@ GB	L	p	0	0	0	0.0	0.0	0	0	0	0	0	0	0	0	0	0	0
Dec 30	Jax	W	p	1	1	0	0.5	2.0	2	0	0	0	0	0	0	0	0	0	0
Totals				6-10	16/1	12	8	4	3.5	20.0	5	1	0	0	1	0	0	0	0

2013 Tennessee Titans

Date	Opp	W/L	P/S	Tot	Solo	Asst	Sk	- Yds	QBP	TFL	Int	- Yds	-TD	PD	FF	FR	- Yds	SpT	
Sept 8	@ Pit	W	p	2	0	2	0.0	0.0	0	0	0	0	0	0	0	0	0	0	0
Sept 15	@ Hou	L	S	1	1	0	0.0	0.0	0	0	0	0	0	0	0	0	0	0	0
Sept 22	SD	W	p	3	2	1	0.0	0.0	0	0	0	0	0	0	0	0	0	0	0
Sept 29	NYJ	W	p	3	1	2	1.0	16.0	0	0	0	0	0	1	1	0	0	0	0
Oct 6	KC	L	p	2	1	1	0.0	0.0	1	0	0	0	0	0	0	0	0	0	0
Oct 13	@ Sea	L	p	1	1	0	0.0	0.0	0	0	0	0	0	0	0	0	0	0	0
Oct 20	SF	L	p	1	0	1	0.0	0.0	0	0	0	0	0	0	0	0	0	0	0
Nov 3	@ StL	W	p	1	1	0	0.0	0.0	0	0	0	0	0	0	0	0	0	0	0
Nov 10	Jax	L	S	0	0	0	0.0	0.0	0	0	0	0	0	0	0	0	0	0	0
Nov 14	Ind	L	p	1	1	0	0.0	0.0	0	0	0	0	0	0	0	0	0	0	0
Nov 24	@ Oak	W	p	0	0	0	0.0	0.0	1	0	0	0	0	0	0	0	0	0	0
Dec 1	@ Ind	L	p	3	2	1	1.0	7.0	1	0	0	0	0	1	1	0	0	0	0
Dec 8	@ Den	L	S	5	1	4	0.0	0.0	0	0	0	0	0	0	0	0	0	0	0
Dec 15	Ari	L	p	0	0	0	0.0	0.0	0	0	0	0	0	1	0	0	0	0	0
Dec 22	@ Jax	W	p	1	1	0	0.0	0.0	0	0	0	0	0	0	0	0	0	0	0
Dec 29	Hou	W	p	2	2	0	0.0	0.0	1	0	0	0	0	0	0	0	0	0	0
Totals				7-9	16/3	26	14	12	2.0	23.0	4	0	0	0	2	2	1	0	0

2014 Tennessee Titans

Date	Opp	W/L	P/S	Tot	Solo	Asst	Sk	- Yds	QBP	TFL	Int	- Yds	-TD	PD	FF	FR	- Yds	SpT	
Sept 7	@ KC	W	p	2	1	1	1.0	7.0	1	0	0	0	0	0	0	0	0	0	0
Sept 14	Dal	L	p	3	2	1	0.0	0.0	0	0	0	0	0	0	0	0	0	0	0
Sept 21	@ Cin	L	p	2	1	1	0.0	0.0	0	0	0	0	0	0	0	0	0	0	0
Sept 28	@ Ind	L	p	4	2	2	0.0	0.0	0	0	0	0	0	0	0	0	0	0	0
Oct 5	Cle	L	p	0	0	0	0.0	0.0	0	0	0	0	0	0	0	0	0	0	0
Oct 12	Jax	W	p	2	1	1	1.0	8.0	0	0	0	0	0	0	0	0	0	0	0
Oct 19	@ Was	L	p	2	2	0	0.0	0.0	0	2	0	0	0	0	0	0	0	0	0
Oct 26	Hou	L	p	3	2	1	0.0	0.0	0	0	0	0	0	0	0	0	0	0	0
Nov 9	@ Bal	L	p	2	2	0	0.0	0.0	0	0	0	0	0	0	0	0	0	0	0
Nov 17	Pit	L	p	2	2	0	0.0	0.0	0	0	0	0	0	0	0	0	0	0	0
Nov 23	@ Phi	L	p	3	1	2	0.0	0.0	0	0	0	0	0	0	0	0	0	0	0
Nov 30	@ Hou	L	p	3	2	1	0.0	0.0	1	1	0	0	0	0	0	0	0	0	0
Dec 7	NYG	L	p	0	0	0	0.0	0.0	0	0	0	0	0	0	0	0	0	0	0
Dec 14	NYJ	L	p	2	2	0	0.0	0.0	3	1	0	0	0	0	0	0	0	0	0
Dec 18	@ Jax	L	p	1	1	0	0.0	0.0	0	1	0	0	0	0	0	0	0	0	0
Dec 28	Ind	L	p	0	0	0	0.0	0.0	0	0	0	0	0	0	0	0	0	0	0
Totals				2-14	16/0	31	21	10	2.0	15.0	5	5	0	0	0	0	0	0	0

2015 Tennessee Titans

Date	Opp	W/L	P/S	Tot	Solo	Asst	Sk	- Yds	QBP	TFL	Int	- Yds	-TD	PD	FF	FR	- Yds	SpT	
Sept 13	@ TB	W	p	4	1	3	0.0	0.0	2	0	0	0	0	0	0	0	0	0	0
Sept 20	@ Cle	L	p	0	0	0	0.0	0.0	0	0	0	0	0	0	0	0	0	0	0
Sept 27	Ind	L	p	3	2	1	1.0	4.0	1	0	0	0	0	0	1	0	0	0	0
Oct 11	Buf	L	p	0	0	0	0.0	0.0	0	0	0	0	0	0	0	0	0	0	0
Oct 18	Mia	L	p	0	0	0	0.0	0.0	1	0	0	0	0	0	0	0	0	0	0
Oct 25	Atl	L	p	1	0	1	0.0	0.0	1	0	0	0	0	0	0	0	0	0	0
Nov 1	@ Hou	L	p	1	1	0	1.0	8.0	0	0	0	0	0	0	0	0	0	0	0
Nov 8	@ NO	W	p	2	0	2	0.0	0.0	1	0	0	0	0	0	0	0	0	0	0
Nov 15	Car	L	p	0	0	0	0.0	0.0	1	0	0	0	0	0	0	0	0	0	0
Nov 19	@ Jax	L	p	1	1	0	0.0	0.0	2	0	0	0	0	0	0	0	0	0	0
Nov 29	Oak	L	p	1	0	1	0.0	0.0	2	0	0	0	0	0	1	0	0	0	0
Dec 6	Jax	W	p	2	1	1	0.5	5.5	0	0	0	0	0	0	0	0	0	0	0
Dec 13	@ NYJ	L	p	3	3	0	1.0	7.0	2	0	0	0	0	0	0	0	0	0	0
Dec 20	@ NE	L	p	4	2	2	0.5	3.5	3	0	0	0	0	0	0	0	0	0	0
Dec 27	Hou	L	p	3	2	1	0.0	0											

KARL KLUG'S NFL STATISTICS


REGULAR SEASON		TACKLES									INTERCEPTIONS					FUMBLES			
Year	Team	GP	GS	Tot	Solo	Asst	Sk	Yds	QBP	TFL	No	Yds	Lg	TD	PD	FF	FR	Yds	SpT
2011	Tennessee	16	1	32	18	14	7.0	50.0	10	2	0	0	0	0	4	2	0	0	0
2012	Tennessee	16	1	12	8	4	3.5	20.0	5	1	0	0	0	0	1	0	0	0	0
2013	Tennessee	16	3	26	14	12	2.0	23.0	4	0	0	0	0	2	2	1	0	0	
2014	Tennessee	16	0	31	21	10	2.0	15.0	5	5	0	0	0	0	0	0	0	0	0
2015	Tennessee	16	0	26	13	13	4.0	28.0	19	0	0	0	0	1	1	0	0	0	
2016	Tennessee	14	3	25	14	11	1.5	9.0	18	1	0	0	0	1	0	0	0	0	
NFL Totals		94	8	152	88	64	20.0	145.0	61	9	0	0	0	0	9	5	1	0	0

Single-Game Highs

Tackles - 5 (Twice, last at Houston 10/2/16)
 Sacks - 2 (Twice, last at Indianapolis 12/9/12)
 Tackles For Loss - 2 at Washington (10/19/14)
 Forced Fumbles - 2 vs. Baltimore (9/18/11)
 Fumble Recovery - 1 vs. N.Y. Jets (9/29/13)
 Touchdowns - 1 vs. N.Y. Jets (9/29/13)

Additional Statistics

Kickoff Returns - 2 for 32 yards (2014)
 Reception - 1 for seven yards vs. N.Y. Giants (12/7/14)



17 JONATHAN KRAUSE

WIDE RECEIVER • 5'11" • 190 LBS • COLLEGE: VANDERBILT
 ACQUIRED: FREE AGENT - 2016 • NFL EXPERIENCE (NFL/TITANS): 1/1
 HOMETOWN: SNELLVILLE, GA.
 GAMES PLAYED/GAMES STARTED: 2/0 (PLAYOFFS: 0/0)



PRO: The Titans added free agent wide receiver Jonathan Krause to the team's practice squad midway through the 2016 season to provide depth at the position and flexibility on the scout team. A four-year letterwinner at Vanderbilt, the 5-foot-11-inch, 190-pounder has the ability to line up both outside and in the slot. Krause originally joined the Cleveland Browns as a college free agent in 2014, but his first game experience did not come until 2015 with the Philadelphia Eagles. He has also spent time with New England, Tampa Bay and San Diego.

TITANS TIDBITS:

- Krause is interested in photography and just recently created an Instagram page (@gh0st_s550) to showcase his craft. He focuses mainly on car photography, but is learning to do it all.
- Krause is related to former Philadelphia 76ers guard Aaron McKie and former NFL running back Jason McKie.

CAREER TRANSACTIONS:

- The Snellville, Ga., native signed with the Cleveland Browns as a rookie free agent on May 12, 2014.
- Waived by the Browns on Aug. 25, 2014 during roster cut downs.
- Signed by the New England Patriots to their practice squad on Oct. 24, 2014.
- Waived by the Patriots on Oct. 31, 2014.
- Signed by the Patriots to their practice squad on Nov. 5, 2014.
- Resigned by the Patriots on Feb. 5, 2015.
- Waived by the Patriots on Sept. 19, 2015.
- Signed by the Philadelphia Eagles to their practice squad on Sept. 22, 2015.
- Signed by the Eagles from the practice squad to the active roster on Nov. 24, 2015.
- Waived by the Eagles on July 22, 2016.
- Acquired from waivers by the Tampa Bay Buccaneers on July 23, 2016.
- Waived by the Buccaneers on Sept. 3, 2016
- Signed by the San Diego Chargers to their practice squad on Sept. 5, 2016.
- Waived by the Chargers on Sept. 22, 2016.
- Signed by the Buccaneers to their practice squad on Sept. 28, 2016.
- Waived by the Buccaneers on Oct. 4, 2016.
- Signed by the Titans to their practice squad on Nov. 2, 2016.
- Signed by the Titans to a futures contract on Jan. 2, 2017.

SEASON RECAPS:

2016 (0/0 - Tennessee): Added to the team's practice squad on Nov. 2, 2016 and spent the duration of the season in that role. Spent the offseason on the Eagles' roster and training camp with the Buccaneers before being released prior to the regular season. Briefly spent time on the practice squads of the Chargers and Buccaneers early in the regular season before joining the Titans.

2015 (2/0 - Philadelphia): Played in two regular season games with the Eagles and caught two passes for 11 yards. Spent the offseason and training camp with the Patriots before being released early in the regular season. Joined the Eagles' practice squad and was promoted to the active roster for the final six games of the regular season. Was inactive for four games.

- At New England (12/6), made his NFL debut as a reserve receiver and snared one catch for four yards.
- Against Washington (12/26), played as a reserve at wide receiver and

recorded one catch for seven yards.

2014 (0/0 - New England): Spent training camp with the Browns and was released during roster cut downs before the start of the regular season. Spent the second half of the regular season on the Patriots' practice squad.

COLLEGE:

- Appeared in 49 games with 26 starts at Vanderbilt during his four-year career as a Commodore. Posted 98 catches for 1,197 yards and three touchdowns. Also rushed 20 times for 196 yards and two touchdowns, and returned 63 punts for 427 yards and two touchdowns.
- As a senior (2013), started 11 of 13 games, setting career highs with 42 receptions for 714 yards and three touchdowns.
- As a junior (2012), played in all 13 games serving at the team's punt returner. Set career highs with 25 punt returns for 281 yards and two touchdowns.
- As a sophomore (2011), played in all 13 games and made five starts at wide receiver, posting 23 catches for 171 yards.
- As a freshman (2010), started 10 of 13 games played, recording 24 catches for 243 yards and six rushes for 121 yards and two touchdowns. Was one of two true freshmen at Vanderbilt to play wide receiver in 2010.
- Graduated with a degree in economics from Vanderbilt.

PERSONAL:

- Attended South Gwinnett (Snellville, Ga.) High School, where he was a three-year starter at wide receiver and ranks as the school's all-time leader in receptions with 132.
- Was a captain as a senior in 2009, earning honorable mention 5A all-state honors.
- Was also a standout track and field athlete and named team MVP. Finished third in state in the long jump as a junior with a school-record leap of 23-10 1/2 and fourth in the state in the 400m as a sophomore. Was also a member of the state champion 4x400-yard relay team as a senior.
- Follow Krause on Twitter at @JKRAUSE_X.
- Follow Krause on Instagram at @jkrause_szn.
- List of favorites: (movie) "Behind Enemy Lines"; (musician) Rick Ross and Young Jeezy; (video game) "Madden" and "Call of Duty"; and (meal) spaghetti.
- Born Jonathan Alexander Krause on Jan. 18, 1992 in San Bernardino, Calif.

JONATHAN KRAUSE'S NFL STATISTICS

REGULAR SEASON		RECEIVING							RUSHING				
Year	Team	GP	GS	No	Yds	Avg	Lg	TD	Att	Yds	Avg	Lg	TD
2014	New England												
2015	Philadelphia	2	0	2	11	5.5	7	0	0	0	0.0	-	0
2016	Tennessee												
NFL Totals		2	0	2	11	5.5	7	0	0	0	0.0	-	0

Single-Game Highs

Receptions - 1 (Twice, last vs. Washington 12/26/15)

Receiving Yards - 7 vs. Washington (12/26/15)

Long Reception - 7 vs. Washington (12/26/15)



68 TIM LELITO

GUARD/CENTER • 6'4" • 315 LBS • COLLEGE: GRAND VALLEY STATE
 ACQUIRED: UNRESTRICTED FREE AGENT (NEW ORLEANS) - 2017
 NFL EXPERIENCE (NFL/TITANS): 5/1 • HOMETOWN: ST. CLAIR, MICH.
 GAMES PLAYED/GAMES STARTED: 63/24 (PLAYOFFS: 2/0)



PRO: Originally signed by the New Orleans Saints as a rookie free agent following the 2013 NFL Draft out of Grand Valley State, and proved he could handle the jump from Division II to the NFL as he earned a roster spot out of training camp. Lelito has appeared in 63 games since with three starts at center, 12 at left guard, four at right guard and five at tight end. In 2016, he appeared in all 16 contests with seven starts. Possessing the versatility to play either guard or center, Lelito made starts at both position in 2016 in addition to five starts along the offensive line at jumbo tight end.

TITANS TIDBITS:

- Hosts "Lelito's Legacy" skills camps each year for kids in his hometown of St. Clair, Mich. The camp helps young athletes participate in football without the financial burden that it can bring by paying for facets such as equipment and transportation.
- Participated as a coach in the Louisiana Legislature's 2015 "Truce For The Troops" charity flag football game, helping raise over \$20,000 for the families of four national guardsmen who lost their lives in a plane crash.
- Visited with students at Morris Jeff (La.) Community School as part of the Saints' Rotolo's Literacy Program.
- At age four Lelito and his younger brother, Jeffrey, were legally adopted and raised by their grandparents.
- Earned a dual-scholarship to Grand Valley State in both football and track.
- Qualified for the NCAA DII Outdoor Track and Field Championships in the discus.
- In his free time, Lelito enjoys golfing, hunting and fishing.

CAREER TRANSACTIONS:

- The Rochester, Mich. native signed with the New Orleans Saints as a rookie free agent on April 28, 2013.
- Signed by the Titans as an unrestricted free agent on March 23, 2017.

SEASON RECAPS:

2016 (16/7 - New Orleans): Saw action in 16 games with seven starts for the Saints, displaying versatility with starts at left guard, center and jumbo tight end.

- Against Oakland (9/11), started at jumbo tight end.
- At Tampa Bay (12/11), started at center.

2015 (15/13 - New Orleans): Appeared in 15 games and made 13 starts, missing one contest due to a shoulder injury. Started the first nine games of the season at left guard.

- Due to injuries Lelito filled in and started two games, Week 13 vs. Carolina (12/6) and Week 14 at Tampa Bay (12/13), at right guard.
- Against Jacksonville (12/27), started at left guard and helped the offense net 537 total yards.

2014 (16/2 - New Orleans): Played in all 16 games for the second consecutive season and made two starts at center.

- Against Green Bay (10/26), made his first career start at center and was part of an offense that notched 193 rushing yards and 495 total net yards.
- At Carolina (10/30), started at center Week 9 on Thursday Night Football.

2013 (16/2 - New Orleans): Saw action in all 16 regular season games his rookie year with two starts at right guard. Played on special teams in the Saints' two postseason contests.

- Against Arizona (9/22), made his first NFL start at right guard. Blocked for an offense that posted 104 rushing yards and 423 total net yards.

COLLEGE:

- Started all 46 games he played in for Grand Valley State over his four-year career and was a two-time first-team All-Great Lakes Intercollegiate Athletic Conference selection.
- As a senior (2012), started all 11 games. Was part of an offensive line that helped the Lakers rank second in both total offense with 474.4 average yards per game, and scoring offense with 41.9 points per game. Named the GLIAC Offensive Lineman of the Year, First-Team All-GLIAC as well as GVSU Offensive Lineman of the Year.
- As a junior (2011), started all 11 games. Helped GVSU lead the GLIAC in average rushing yards per game with 226.6, total offense with 467.5 average yards per game and scoring offense with 42.4 points. First-Team All-GLIAC selection and named GVSU Offensive Lineman of the Year.
- As a sophomore (2010), started all 13 games. Key contributor of an offensive line that ranked eighth nationally in sacks allowed with 0.92, 14th in average rushing yards per game with 216.3 and 17th in total offense with 437.6 yards per game.
- As a freshman (2009), missed the first four games of the season recovering from a knee injury but started the final 11 games of the year. Helped the offense rank ninth in average rushing yards per game with 237.3, 11th in total offense with 455.1 yards per game and 12th in scoring with 36.8 points per game. GVSU also ranked third nationally in sacks allowed per game with 0.57.
- Missed the entire 2008 season after breaking his ankle in preseason.
- Redshirted in 2007 but participated for Grand Valley State University's track and field team. Qualified for the NCAA DII Outdoor Track and Field Championships in the discus.

PERSONAL:

- Attended St. Clair (Mich.) High School where he was named a Detroit Free Press All-State honoree and earned AP All-State honors as a junior and senior.
- Two-time Macomb Area Conference and All-Metro East selection.
- Lettered in both track and field and basketball.
- Grandson of Tim and Ardis Lelito.
- Son of Jeff Inwood and Helen Rich.
- Majored in physical education with an emphasis on sports management and leadership.
- Follow Lelito on Twitter and Instagram at @timlelito68.
- Born Tim Scott Lelito on July 21, 1989 in Rochester, Mich.

TIM LELITO'S NFL STATISTICS

REGULAR SEASON

Year	Team	GP	GS
2016	New Orleans	16	7
2015	New Orleans	15	13
2014	New Orleans	16	2
2013	New Orleans	16	2
NFL Totals		63	24

POSTSEASON

Year	Team	GP	GS
2013	New Orleans	2	0
NFL Totals		2	0

Starts Breakdown:

2016 - 1 LG, 3 G, 1 C, 2 TE

2015 - 10 LG, 3 RG

2014 - 2 C

2013 - 2 RG



62 COREY LEVIN

GUARD/CENTER • 6'4" • 307 LBS • COLLEGE: CHATTANOOGA
 ACQUIRED: 6TH ROUND - 2017 • NFL EXPERIENCE: ROOKIE
 HOMETOWN: DACULA, GA.
 GAMES PLAYED/GAMES STARTED: 0/0 (PLAYOFFS: 0/0)



PRO: The Titans selected Corey Levin with the 34th pick of the sixth round (217th overall) of the 2017 NFL Draft. The 6-foot-4-inch, 307-pounder has the versatility to play along the offensive line at both guard and center. The Dacula, Ga. native was a three-time All-American at Chattanooga where he also started 51 career games, including 45 consecutive contests.

TITANS TIDBITS:

- Levin is the first member of his immediate family to graduate from college.
- A multi-sport athlete in high school, Levin also competed in baseball as a pitcher and third baseman.
- A four-year starter at Chattanooga, Levin first began playing football at age five.

CAREER TRANSACTIONS:

- The Dacula, Ga. native was selected by the Titans in the sixth round (217th overall) of the 2017 NFL Draft.

COLLEGE:

- In four seasons at Chattanooga (2013-16), Levin appeared in 52 career games with 51 starts, 45 of which were consecutive. A three-year starter on the offensive line, Levin proved his versatility making starts at left guard and at both left and right tackle. Three of Chattanooga's top five rushing totals in school history came with Levin starting on the offensive line, and he is one of only five three-time All-Americans in school history.

AS A SENIOR (2016), started all 13 games with 12 coming at left guard and one at right tackle. Named first-team All-American by the American Football Coaches Association and earned second-team All-American honors from the Associated Press. Also named first team All-SoCon by the league's coaches and media for the second consecutive year.

- At Furman (9/17), started at right tackle.

AS A JUNIOR (2015), started all 13 games with seven starts at left tackle and six at left guard. Named first-team All-American by the AFCA and second-team All-American by the Associated Press. Earned the Jacobs Blocking Award for the second consecutive year and became the first player in Chattanooga history to win that honor twice.

AS A SOPHOMORE (2014), started all 14 games with three starts at left tackle and 11 at left guard. Earned the Jacobs Blocking Award given to the top offensive lineman in the Southern Conference and was the first Moc to win the award since 1983. Named first-team All-SoCon by the league's coaches and media and earned third-team All-American honors by Sports Network.

AS A FRESHMAN (2013), appeared in all 12 games with 11 starts at left tackle. Named to the Southern Conference All-Freshman Team as well as the College Sports Journal FCS National All-Freshman Second Team.

- Redshirted in 2012.
- Graduated from Chattanooga in December 2016 with a degree in exercise science.

PERSONAL:

- Attended Dacula (Ga.) High School where he was named team captain and made the Gwinnett County All-Star team.
- Son of Grant and Linda Levin.
- Has three older sisters, Jennifer, Heather and Tiffany.
- Father, Grant, played golf at Florida International.

- Follow Levin on Twitter and Instagram at @Coreylevin62.
- List of favorites: (TV show) "Shameless"; (movie) "Varsity Blues"; (musician) Red Hot Chili Peppers; (athlete as a child) Ed Reed; and (food) pizza.
- Born Corey Michael Levin on Aug. 12, 1994 in Dacula, Ga.


COREY LEVIN'S COLLEGE STATS

REGULAR SEASON

Year	Team	GP	GS
2012	Chattanooga		Redshirt
2013	Chattanooga	12	11
2014	Chattanooga	14	14
2015	Chattanooga	13	13
2016	Chattanooga	13	13
College Totals		52	51

Starts Breakdown:

2013 - LT 11; 2014 - LT 3, LG 11; 2015 - LT 7, LG 6;
 2016 - LG 12, RT 1



77 TAYLOR LEWAN

TACKLE • 6'7" • 309 LBS • COLLEGE: MICHIGAN
 ACQUIRED: 1ST ROUND - 2014 • NFL EXPERIENCE (NFL/TITANS): 4/4
 HOMETOWN: CAVE CREEK, ARIZ.
 GAMES PLAYED/GAMES STARTED: 42/37 (PLAYOFFS: 0/0)



Pro Bowl: 2016

PRO: With the 11th overall selection in the 2014 NFL Draft, the Titans selected former Michigan left tackle Taylor Lewan (pronounced leh-WAHN). The 6-foot-7-inch, 309-pound lineman possesses the measurables, athleticism and commitment to be a mainstay in the lineup for years to come. An outgoing personality off the field, he is tenacious and aggressive on it. At Michigan, he was a four-year starter, anchoring the line at left tackle for 48 career starts. Lewan became the first offensive tackle selected by the Titans/Oilers in the first round since tackle Brad Hopkins (13th overall) in 1993.

CAREER HIGHLIGHTS:

- In 2016, Lewan was named to his first career Pro Bowl after starting all 16 games at left tackle and blocking for the NFL's third-ranked rushing attack which averaged 136.7 rush yards per game.
- In 2015, Lewan started 15 games at left tackle in his second NFL campaign.
- Lewan was named the Big Ten Conference Offensive Lineman of the Year in 2012 and 2013.
- At the conclusion of the 2011 season, during which Lewan helped pave the way for a pair of 1,000-yard rushers (Denard Robinson and Fitzgerald Toussaint), the Wolverines scored an overtime victory over Virginia Tech in the Sugar Bowl.

TITANS TIDBITS:

- Lewan chose to wear jersey number 77 at Michigan and then at the pro level because of the legacy of Wolverine tackles who have donned the number, including Jake Long and Jon Jansen.
- His father, Dave, was a defensive lineman at the University of Minnesota.
- Lewan has a mustache tattooed on his right index finger and a stick figure tattooed on the outside edge of his right hand that he calls his "right-hand man."
- One of Lewan's close friends is former Carolina Panthers defensive end Craig Roh. The two played together as high school seniors and then went to Michigan at the same time.
- At the 2014 NFL Scouting Combine, Lewan ran the 40-yard dash in 4.87 seconds, beating all other offensive linemen in his class and clocking the fourth-fastest time among offensive linemen from 2010-14. He also ranked among the top offensive linemen at the 2014 combine in the broad jump (first at nine feet, nine inches), vertical jump (tied for third at 30.5 inches) and three-cone drill (fourth at 7.39 seconds).

CAREER TRANSACTIONS:

- A native of Cave Creek, Ariz., Lewan was selected by the Titans in the first round (11th overall) of the 2014 NFL Draft.

SEASON RECAPS:

- 2016 (16/16):** Named to the Pro Bowl. Started all 16 games at left tackle for the first time in his career and was a part of an offensive front that blocked for the NFL's third-ranked rushing attack which averaged 136.7 rush yards per game.
- At Detroit (9/18), started at left tackle and blocked for an offense that amassed 363 total yards in a 16-15 comeback win.
 - Against Oakland (9/25), started at left tackle and was a part of an offensive line that helped produce 393 total yards and allow just one sack on 33 pass attempts.
 - At Miami (10/9), started at left tackle and was a member of an offensive front that opened holes for Titans' rushers to gain 235 yards on the ground and did not allow a sack on 29 pass attempts.

- Against Cleveland (10/16), started at left tackle and blocked for an offense that compiled a season-high 407 total yards, including 137 rushing yards.
- Against Indianapolis (10/23), started at left tackle. Gave the Titans a 6-0 lead with his first career reception, a 10-yard touchdown, on a tackle eligible play with 9:14 left to play in the first quarter.
- Against Jacksonville (10/27), started at left tackle and opened holes for Titans' ball carriers to accumulate 214 yards on the ground. Was a part of an offensive front that did not allow a sack in 23 pass attempts.
- At San Diego (11/6), started at left tackle and was a part of an offensive line that did not allow a sack on 43 pass attempts.
- Against Green Bay (11/13), started at left tackle but was disqualified early in the first quarter for contacting an official.
- At Indianapolis (11/20), started at left tackle but left the game late in the fourth quarter with an injury.
- At Chicago (11/27), started at left tackle and was a member of an offensive front that did not allow a sack on 23 pass attempts. Blocked for Titans' ball carriers to gain 149 yards on the ground.
- Against Denver (12/11), started at left tackle and was a part of an offensive line that opened holes for Titans' rushers to amass 180 rushing yards on 42 carries in a 13-10 victory over the Broncos.
- At Kansas City (12/18), started at left tackle and helped pave the way for Titans' ball carriers to gain 148 yards on the ground. Member of an offensive front that allowed just one sack for zero yards on 33 pass attempts.

2015 (15/15): Started 15 games at left tackle. Was inactive for the regular season finale.

- At Tampa Bay (9/13), started at left tackle and was a member of an offensive front that opened holes for Titans rushers to gain 124 yards on the ground.
- At Cleveland (9/20), started at left tackle and helped block for Titans ball carriers to amass 166 rushing yards on 30 carries.
- Against Indianapolis (9/27), started at left tackle and helped protect Marcus Mariota, allowing him to pass for 367 yards.
- At New Orleans (11/8), started at left tackle and was a member of an offensive line that did not allow a sack on 39 pass attempts and allowed Marcus Mariota to throw for 371 yards and four touchdowns.
- Against Jacksonville (12/6), started at left tackle and helped block for a Titans' offense that amassed 467 total yards.

2014 (11/6): Named to the *Pro Football Writers of America* All-Rookie team. Appeared in 11 games with six starts at left tackle during his rookie campaign. Was inactive for the final five games because of injury. Made his NFL debut at Kansas City (9/7/14). Made his first career NFL start at left tackle against Jacksonville (10/12/14).

- At Kansas City (9/7), made his NFL debut as a reserve on special teams. Lined up at left tackle late in the fourth quarter.
- Against Jacksonville (10/12), made his first career NFL start at left tackle.
- Against Pittsburgh (11/17), started at left tackle and was a part of an offensive front that did not allow a sack on 24 pass attempts.
- At Philadelphia (11/23), started at left tackle and left the game midway through the fourth quarter with an injury.

COLLEGE:

- In four seasons at Michigan, Lewan appeared in 50 games with 48 starts at left tackle. He started the final 41 games of his career.
- As a senior (2013), started all 13 games at left tackle for the third consecutive season. Named first-team All-American by *Sporting News*, second-team All-American by Walter Camp, *Associated Press*, *CBSSports*.

com and *SI.com*. Won the Hugh R. Rader Memorial Award for U-M's top offensive lineman and named Big Ten Rimington-Pace Offensive Lineman of the Year for second consecutive season. Added first-team All-Big Ten (coaches and media), *Sporting News* All-Big Ten, *Athlon Sports* All-Big Ten honors.

- As a junior (2012), started all 13 games at left tackle. Named first-team All-American by Walter Camp, *Associated Press*, *ESPN.com* and *SI.com*. Added Big Ten Rimington-Pace Offensive Lineman of the Year, first-team All-Big Ten (coaches and media), second-team *CBSSports.com* All-American, second-team Phil Steele Postseason All-American, first-team Phil Steele Postseason All-Big Ten, Hugh R. Rader Memorial Award. Against Massachusetts (9/15), scored a touchdown on a fumble recovery to become the first Michigan offensive lineman since 1948 (Bob Erben) to score a touchdown.
- As a sophomore (2011), started all 13 games at left tackle and helped the Wolverines to a Sugar Bowl title. Named second-team All-Big Ten by the league's coaches and honorable mention from the media.
- As a redshirt freshman (2010), appeared in 11 games and started nine contests at left tackle. Named second-team Freshman All-American by *CollegeFootballNews.com*.
- Graduated in December 2013 with a degree in general studies.

PERSONAL:

- Married to Taylin and the couple have a daughter born on July 5, 2017.
- Attended Chaparral (Scottsdale, Ariz.) High School for his senior year (2009) after spending three years at Cactus Shadows (Phoenix, Ariz.) High School. Played offensive line for the first time as a senior after previously lining up on the defensive line.
- As a senior, started every game and helped lead his team to the 2008 Class 4A-I State Championship Game.
- Senior honors included SuperPrep All-American; Under Armour All-American game participant; Frank Kush Award as the state of Arizona's top interior offensive lineman; *Arizona Republic* and *East Valley Tribune* first-team All-State; and *Desert Sky* first-team All-Region.
- Totaled 96 tackles and seven sacks as a defensive lineman, including 46 tackles and two sacks as a junior.
- Follow Lewan on Twitter at @TaylorLewan77.
- Follow Lewan on Instagram at @taylorlewan.
- List of favorites: (movies) "Animal House," "Wedding Crashers"; (TV show) "Scrubs"; (actor) Vince Vaughn; (music artist) Eric Church; (school

subjects) history; (car) Ford; (favorite athlete as a child) John Elway; (video game) Super Smash Bros.; and (food) "Anything chicken."

- Born Taylor Curtis Lewan on July 22, 1991 in Loomis, Calif.

TAYLOR LEWAN'S NFL STATISTICS

REGULAR SEASON

Year	Team	GP	GS
2014	Tennessee	11	6
2015	Tennessee	15	15
2016	Tennessee	16	16
NFL Totals		42	37

Starts Breakdown:

2014 - LT 6; 2015 - LT 15; 2016 - LT 16

Additional Career Statistics

Tackles - 2 (2015), 3 (2016)

Receptions - 10-yard touchdown vs. Indianapolis (10/23/16)



8 MARCUS MARIOTA

QUARTERBACK • 6'4" • 222 LBS • COLLEGE: OREGON
 ACQUIRED: 1ST ROUND - 2015 • NFL EXPERIENCE (NFL/TITANS): 3/3
 HOMETOWN: HONOLULU, HAWAII
 GAMES PLAYED/GAMES STARTED: 27/27 (PLAYOFFS: 0/0)



C Captain: 2015, 2016

PRO: The Titans used the second overall pick in the 2015 NFL Draft on Oregon quarterback Marcus Mariota. In his first two NFL seasons, Mariota passed for 6,244 yards and 45 touchdowns, while throwing only 19 interceptions. His 93.8 passer rating during that time ranked sixth in NFL history for a player's first two NFL campaigns, trailing only Kurt Warner (107.9), Dan Marino (104.5), Nick Foles (101.0), Russell Wilson (100.6) and Ben Roethlisberger (98.3). As a rookie, the 6-foot-4-inch, 222-pound signal caller validated his draft selection by posting the third-highest passer rating in franchise history (91.5) and the fifth-highest rookie completion percentage in NFL history (62.2). He was the first player in franchise history to open his rookie season in Week 1 as the starting quarterback. He became the second rookie quarterback in NFL history (Peyton Manning) to complete three touchdown passes in four different games and the only NFL rookie to record two games with four touchdown passes and no interceptions. Mariota was the fifth Heisman Trophy winner to be drafted by the Oilers/Titans (Derrick Henry became the sixth in 2016), joining Billy Cannon, Earl Campbell, Mike Rozier and Eddie George.

CAREER HIGHLIGHTS:

- In 2016, Mariota completed 276 of 451 passes for 3,426 yards and ranked fourth in the AFC and 10th in the NFL with a 95.6 passer rating and sixth in the AFC and tied for 10th in the NFL with 26 touchdown passes. He was named first alternate for the Pro Bowl but was unable to play because of injury.
- Mariota's 16 games with at least two touchdown passes in his first two NFL seasons tied for third all-time in the NFL, equaling Peyton Manning and Russell Wilson and trailing only Dan Marino (22) and Derek Carr (17).
- Mariota was named AFC Offensive Player of the Month for November 2016 after completing 86 of 130 passes for 1,124 yards with 11 touchdowns and two interceptions for a 115.0 passer rating, in addition to rushing for 89 yards and a score.
- During his rookie season, Mariota completed 230 of his 370 passes for 2,818 yards, 19 touchdowns—all franchise rookie records—while throwing only 10 interceptions. His 91.5 passer rating ranks third in franchise history behind only Steve McNair's 2003 MVP season (100.4) and Pro Football Hall of Famer Warren Moon's 1990 AP Offensive Player of the Year campaign (96.8).
- Mariota set a franchise rookie record by completing 62.2 percent of his passes. That was the fifth-highest percentage by a rookie quarterback in NFL history and the eighth-highest completion percentage in a season by any quarterback in Titans/Oilers history.
- Mariota joined Peyton Manning (1998) as the only rookie quarterbacks in NFL history to complete three touchdown passes in four different games, and he became the lone NFL rookie to ever record two games with four touchdown passes and no interceptions (Sept. 13 at Tampa Bay and Nov. 8 at New Orleans).
- Mariota's 252 rushing yards in 2015 included an 87-yard touchdown run against Jacksonville (Dec. 6), which was the fifth-longest rushing play in franchise history.
- Prior to Mariota in 2015, the last NFL player to record touchdowns of at least 40 yards passing, rushing and receiving in the same season was Walter Payton in 1983.
- At the 2015 NFL Scouting Combine, he finished among the top three quarterbacks in the 40-yard dash, vertical jump, broad jump, three-cone drill and 20-yard shuttle. His 4.52-second 40-yard dash gave him the fastest quarterback time at the Combine since Robert Griffin III's 4.41 in 2012.
- Mariota earned a 36-5 starting record as a starter at Oregon. He completed at least one touchdown pass in all 41 games during his three

seasons there, which ranks second in NCAA history. He became one of four players in FBS history to pass for over 10,000 yards (10,796) and run for over 2,000 yards (2,237) in a career (Dan LeFevour, Robert Griffin III and Colin Kaepernick).

- Mariota was awarded the Heisman Trophy on Dec. 13, 2014. He became the first winner from the University of Oregon and the first player born in Hawaii to receive the honor. In the balloting, he received 2,534 total points, or 90.9 percent of the total points possible. Only one player in Heisman history—Ohio State quarterback Troy Smith in 2006—garnered a higher percentage. Mariota received 788 first-place votes, while the runner-up, Wisconsin running back Melvin Gordon, received 1,250 total points and 37 first-place votes. Alabama wide receiver Amari Cooper finished third with 1,023 points and 49 first-place votes. The point total is reached by a system of three points for a first place vote, two for a second and one for a third.
- As a junior in 2014, Mariota led Oregon to an appearance in the College Football Playoff Championship Game after completing 304 of 445 passes for 4,454 yards with 42 touchdown passes and only four interceptions. He also rushed for 770 yards and 15 touchdowns and even caught a touchdown pass. His 58 total touchdowns in a season (passing, rushing and receiving) shattered the previous Pac-12 record of 41 (Matt Barkley, 2011).

TITANS TIDBITS:

- In 2016, Mariota launched his Motiv8 Foundation, which serves the communities of Middle Tennessee, Eugene and Honolulu. The Foundation was a major sponsor in the inaugural Polynesian Bowl. The game featured the top players in the nation including 15 of the top 16 Polynesian players in the ESPN 300. The non-profit also participated with First Hawaii Bank's bobble head charity fundraiser that netted the Motiv8 Foundation \$115,000 for local programs in Hawaii. The Foundation held its inaugural golf tournament at Oahu Country Club raising money for local programs and sold out in just four days. The Foundation also held its inaugural golf tournament in Oregon at the Springfield Golf Club with all monies raised going to programs in Oregon.
- He is the oldest son of Toa and Alana Mariota. His younger brother, Matthew, is a tight end at Oregon.
- Mariota credits much of his athletic success to playing soccer in his youth. By the time he was eight years old, he was wearing a soccer jersey with the number 8, and he has kept the jersey number ever since then.
- During his time in Eugene, Ore., Mariota became a fixture at the Boys and Girls Club of Emerald Valley, spending time on a weekly basis with kids at the center. For his efforts in the community, he was awarded with the inaugural Play It Forward Award at the 63rd Annual Oregon Sports Awards in June 2015.

CAREER TRANSACTIONS:

- The Honolulu, Hawaii, native was selected by the Titans in the first round (second overall) of the 2015 NFL Draft.

SEASON RECAPS:

2016 (15/15): Started 15 games at quarterback and ranked fourth in the AFC and 10th in the NFL with a 95.6 passer rating. Ranked sixth in the AFC and tied for 10th in the NFL with 26 touchdown passes. Completed 276 of 451 passes for 3,426 yards. Rushed 60 times for 349 yards with two touchdowns. Completed 50 passes of at least 20 yards in 2016. Placed on injured reserve on Dec. 27, 2016. Has engineered four career comeback performances, defined as a game-winning drive when the team trailed or was tied in the fourth quarter or overtime, including two in 2016 (at DET, at KC). Has posted 10 career games with a 100.0 or better

passer rating, including seven in 2016 (at DET, at MIA, vs. CLE, vs. JAX, vs. GB, at IND, at CHI). Has registered three career games with at least 300 passing yards, including one in 2016 (at SD). Named AFC Offensive Player of the Week after connecting on 19 of 26 passes for 295 yards with four touchdowns for a 149.8 passer rating against Green Bay (11/13/16). Named AFC Offensive Player of the Month for November after completing 86 of 130 passes for 1,124 yards with 11 touchdowns and two interceptions for a 115.0 passer rating, in addition to rushing for 89 yards and a score. Became the third quarterback in franchise history to throw at least 25 touchdown passes in a season (George Blanda and Warren Moon).

- Against Minnesota (9/11), started at quarterback and completed 25 of 41 passes for 271 yards with two touchdowns and one interception. Rushed four times for 19 yards. Became the 17th player in franchise history to reach 3,000 career passing yards. Gave the Titans a 10-0 advantage with a six-yard touchdown pass to Murray with 41 seconds left to play in the first half. Found Murray for a four-yard touchdown pass with less than a minute remaining in the game.

- At Detroit (9/18), registered his third career comeback performance on his way to completing 25 of 33 passes for 238 yards with two touchdowns and one interception. Notched a 102.8 passer rating, his fourth career game with a plus 100.0 rating. In the fourth quarter, completed 11 of 13 passes for 107 yards, two touchdowns and a 140.5 passer rating. On the game-winning drive, he completed all nine of his attempts for 74 yards and a touchdown. Cut the Lions' lead to 15-10 with a 30-yard touchdown strike to Delanie Walker on the first play of the fourth quarter. Extended the Titans' game-winning touchdown drive with a pair of third-down conversions: a seven-yard pass to Tajaé Sharpe on third-and-five and a five-yard toss to DeMarco Murray on third-and-one in the fourth quarter. Gave the Titans a 16-15 lead by finding Andre Johnson in the back of the end zone for the game-winning, nine-yard score on fourth-and-four with 1:13 remaining in the fourth quarter.

- At Miami (10/9), completed 20 of 29 passes for 163 yards with three touchdowns for a 117.5 passer rating. Rushed seven times for 60 yards with his first rushing touchdown of the season. Gave the Titans an early 7-0 lead with a five-yard touchdown run with 23 seconds remaining in the opening stanza. Gave the Titans a 14-7 lead with a five-yard touchdown strike to Andre Johnson with 5:30 left to play in the second quarter. Found Delanie Walker for a 20-yard touchdown pass with 47 seconds remaining in the first half. Sealed the Titans' 30-17 victory with a four-yard touchdown toss to Rishard Matthews with 8:23 left to play in the game.

- Against Cleveland (10/16), completed 17 of 24 passes for 284 yards with three touchdowns and an interception for a then season-best 132.6 passer rating. Rushed seven times for 64 yards. Kickstarted the opening touchdown drive with a 41-yard run down the left sideline on the first play from scrimmage. Gave the Titans a 7-0 advantage with an 11-yard touchdown pass to Rishard Matthews with 10:37 remaining in the first quarter. Increased the Titans lead to 14-6 with a 48-yard touchdown bomb to Kendall Wright early in the second stanza. Gave the Titans a 28-13 lead with a 15-yard touchdown toss to Anthony Fasano with 6:43 left to play in the game. In the first half, reached the 4,000-yard career passing mark, becoming the 13th player in franchise history to total at least 4,000 passing yards.

- Against Indianapolis (10/23), connected on 22 of 37 passes for 232 yards with two touchdowns for a 95.8 passer rating. Rushed twice for 14 yards. Gave the Titans a 6-0 lead with a 10-yard touchdown toss to tackle eligible Taylor Lewan with 9:14 left to play in the first quarter. Evened the score at 20-20 with a seven-yard touchdown pass to Walker on third-and-seven with 12:39 left to play in the fourth quarter.

- Against Jacksonville (10/27), completed 18 of 22 passes for 270 yards with two touchdowns for a season-best 148.1 passer rating. Rushed three times for 11 yards. Gave the Titans a 10-0 advantage with a 36-yard touchdown strike to Kendall Wright on the first play of the second quarter. Converted a third-and-seven during the Titans' third-quarter touchdown drive with a 47-yard hookup with Delanie Walker down the right sideline. Increased the Titans lead to 33-8 with a four-yard touchdown toss to Rishard Matthews on third-and-goal with 6:53 remaining in the third quarter.

- At San Diego (11/6), completed 27 of 43 passes for 313 yards with three touchdowns and two interceptions. Carried the ball three times for 14 yards with a rushing score. Cut the Chargers' lead to 16-7 with a 16-yard touchdown toss to Rishard Matthews with 11:14 left to play in the second quarter. Found Matthews in the left corner of the end zone for his second touchdown of the afternoon, a seven-yard reception, with 14 seconds remaining in the first half. Gave the Titans a 21-19 lead with a 14-yard touchdown run which was capped off with an athletic dive to clip the pylon in the third quarter. Cut the Chargers' lead to 33-28 with an eight-yard

touchdown strike to Delanie Walker with 9:51 left to play in fourth quarter.

- Against Green Bay (11/13), named AFC Offensive Player of the Week after connecting on 19 of 26 passes for 295 yards with four touchdowns for a 149.8 passer rating. Accounted for four total touchdowns passing and/or rushing in a game for the sixth time in his career. In NFL history, no player has recorded more four-touchdown performances in his first 22 NFL games. Completed 73.1 percent of his passes (19 of 26) against Green Bay, becoming the first quarterback in NFL history to have three games with a 70.0-plus completion percentage, at least four touchdown passes and no interceptions in his first two seasons. Increased the Titans lead to 21-0 with a nine-yard touchdown toss to Anthony Fasano with eight seconds left to play in the first quarter. Found Rishard Matthews in the end zone for a 32-yard touchdown strike with 8:45 left to play in the second quarter. Extended the Titans advantage to 35-10 with a six-yard touchdown strike to Kendall Wright on third-and-four late in the second quarter. Increased the Titans lead to 41-22 with a 33-yard touchdown pass to Sharpe midway through the third quarter.

- At Indianapolis (11/20), completed 25 of 38 passes for 290 yards with two touchdowns for a 106.2 passer rating. Rushed five times for 29 yards. Set a new franchise record with his seventh consecutive game with multiple touchdown passes, breaking Warren Moon's mark accomplished in 1987. Cut the Colts' lead to 21-7 with a three-yard touchdown pass to DeMarco Murray on third-and-goal with 20 seconds remaining in the first half. Found a streaking Tajaé Sharpe in the end zone for a 34-yard touchdown pass midway through the third quarter.

- At Chicago (11/27), connected on 15 of 23 passes for 226 yards with two touchdowns for a 126.4 passer rating. Rushed four times for 46 yards. Extended his streak to eight consecutive games with at least two touchdown passes, which improved upon his franchise record. Gave the Titans a 14-7 lead with a four-yard touchdown strike to Walker on third-and-goal in the second quarter. Increased the Titans lead to 21-7 with a 29-yard touchdown bomb to Rishard Matthews with 1:15 left to play in the first half.

- Against Denver (12/11), completed six of 20 pass attempts for 88 yards. Rushed a season-high eight times for 38 yards.

- At Kansas City (12/18), connected on 19 of 33 passes for 241 yards with an interception while registering his fourth career comeback performance. Set up the Titans' initial touchdown with a 46-yard pass to Rishard Matthews on a flea-flicker early in the second stanza. Converted a pair of third downs during the Titans' final touchdown drive: a 16-yard pass to Delanie Walker on third-and-five and a 14-yard toss to Walker on third-and-10 in the fourth quarter. Found DeMarco Murray for a 15-yard pass on fourth-and-five during the Titans' final touchdown drive. Set up the Titans' game-winning field goal by connecting with Walker for a 15-yard reception on third-and-four late in the fourth quarter. In the second quarter, he reached the 6,000-yard passing mark for his career. In doing so, he became the seventh player in NFL history with at least 6,000 passing yards and 600 rushing yards in his first two seasons, joining Jeff Garcia (1999-2000), Cam Newton (2011-2012), Robert Griffin (2012-2013), Russell Wilson (2012-2013), Andrew Luck (2012-2013) and Blake Bortles (2014-2015).

- At Jacksonville (12/24), completed eight of 20 passes for 99 yards with a touchdown before leaving the game in the third quarter with an injury. Cut the Jaguars' lead to 10-7 with a three-yard touchdown pass to Rishard Matthews on third-and-three with 8:59 left to play in the second quarter.

2015 (12/12): Started 12 games at quarterback and set franchise rookie records with 230 completions, 370 pass attempts, 2,818 passing yards and 19 passing touchdowns. Finished second on the team with 252 rushing yards with two touchdowns. Was inactive for four contests, including the final two games. Became the only player in NFL history to pass for at least 250 yards with three touchdowns and rush for more than 100 yards in the same game against Jacksonville (12/6/15). Notched four games with at least three touchdown passes, tying Peyton Manning (1998) for the most ever by an NFL rookie. Made his NFL debut and first career start at Tampa Bay (9/13/15) and became the second rookie in NFL history to throw at least three touchdown passes in a season opener. He joined former Vikings quarterback Fran Tarkenton, who passed for four touchdowns on Sept. 17, 1961. Became the first quarterback in NFL history to record six total touchdown passes within the first two games of his career. His 129.9 passer rating was the highest rating by any Super Bowl-era quarterback (since 1966) in his first two career starts. Was named NFL Offensive Rookie of the Month for September after completing 61 of 96 passes for 833 yards with eight touchdowns for a 110.3 passer rating. Was named AFC Offensive Player of the Week after completing 13 of 15 passes for 209 yards with four touchdown passes to record a perfect passer rating of 158.3 at Tampa Bay (9/13/15). He is the first player since at least 1933 with a

perfect passer rating in his first game (minimum 10 attempts) and the first player in the Super Bowl era (since 1966) with a perfect rating in his first start (minimum 10 attempts). Received his second AFC Offensive Player of the Week honor after connecting on 28 of 39 passes for 371 yards with four touchdowns in leading the Titans to a 34-28 overtime victory against New Orleans (11/8/15). Broke his own franchise rookie record with 371 passing yards at New Orleans (11/8/15), topping the 367 yards he recorded against the Indianapolis Colts (9/27/15). Rushed for a career-high 112 yards against Jacksonville (12/6/15), the most by a quarterback in franchise history in a single game. His 87-yard touchdown run against Jacksonville (12/6/15) was the longest run in franchise history by a quarterback and the fifth-longest run overall for the team. Since 1960, only two quarterbacks have recorded a run longer than Mariota's 87-yarder (Terrelle Pryor 93-yard touchdown on 10/27/13 and Colin Kaepernick 90-yard touchdown run on 12/20/14). Led the team in rushing twice in 2015 (vs. BUF, vs. JAX).

- At Tampa Bay (9/13), started at quarterback in his NFL debut. Named AFC Offensive Player of the Week after completing 13 of 15 passes for 209 yards with four touchdowns for a perfect passer rating of 158.3. He is the first player since at least 1933 with a perfect passer rating in his first game (minimum 10 attempts) and the first player in the Super Bowl era (since 1966) with a perfect rating in his first start (minimum 10 attempts). He also became the first quarterback in franchise history to start the opening game of his rookie season. Gave the Titans a 7-0 lead with a 52-yard touchdown toss to Kendall Wright with 13:10 left to play in the first quarter. Made the score 21-0 with a 12-yard touchdown toss to Bishop Sankey with 6:49 left to play in the first stanza. Connected with Harry Douglas for a four-yard touchdown on third-and-four in the second quarter. Posted his fourth touchdown pass of the afternoon with a one-yard strike to Walker on third-and-one with 48 seconds remaining in the first half.

- At Cleveland (9/20), started at quarterback and completed 21 of 37 passes for 257 yards with two touchdowns passes for a 96.3 passer rating. Rushed three times for 19 yards. Got the Titans on the scoreboard with a 19-yard touchdown pass to Fasano with 1:36 remaining in the third quarter. Cut the Browns' lead to 21-14 with a 13-yard touchdown strike to Dorial Green-Beckham on fourth-and-six with 6:42 left to play in the game.

- Against Indianapolis (9/27), started at quarterback and completed 27 of 44 passes for 367 yards with two touchdowns and two interceptions. Cut the Colts' lead to 14-10 with a seven-yard touchdown pass to Kendall Wright with 19 seconds remaining in the second quarter. Gave the Titans a 24-14 advantage with a three-yard touchdown toss to Dorial Green-Beckham in the corner of the end zone with 9:36 left to play in the third stanza.

- Against Buffalo (10/11), started at quarterback and completed 21 of 32 passes for 187 yards with an interception. Led the team with 47 rushing yards on five carries.

- Against Miami (10/18), started at quarterback and connected on 21 of 33 passes for 219 yards with a touchdown and two interceptions. Cut the Dolphins' lead to 24-10 with a three-yard touchdown toss to Dexter McCluster on the final play of the third quarter.

- At New Orleans (11/8), returned to the lineup as the starter at quarterback. Named AFC Offensive Player of the Week after completing 28 of 39 passes for franchise rookie record 371 yards with four touchdowns in leading the Titans to a 34-28 overtime victory. Connected on all six passes for 62 yards and a touchdown during the game-winning overtime drive. With four touchdown passes, improved his season total to 13 and broke the franchise's single-season rookie record for touchdown passes. Cut the Saints' lead to 14-10 by lobbing up a pass to Delanie Walker that was deflected, caught and turned into a 61-yard touchdown pass with a minute left to play in the opening stanza. Found Walker for a two-yard touchdown pass in the back of the end zone with 8:08 remaining in the second quarter. Connected with Justin Hunter on an eight-yard touchdown pass and then hooked up with Delanie Walker for a two-point conversion to even the score at 28-28 with 7:06 left to play in the fourth quarter. Extended the Titans' game-winning touchdown drive with a nine-yard pass to Dorial Green-Beckham on third-and-two in overtime. Gave the Titans a 34-28 overtime victory with a five-yard touchdown pass to Anthony Fasano with 9:50 left to play in the extra session.

- Against Carolina (11/15), started at quarterback and completed 16 of 24 passes for 185 yards with an interception. Rushed five times for 24 yards.

- At Jacksonville (11/19), started at quarterback and completed 22 of 35 passes for 231 yards. Rushed five times for 29 yards with his first career rushing touchdown. Gave the Titans a 13-9 lead with a 23-yard touchdown run with 5:22 left to play in the third quarter.

- Against Oakland (11/29), started at quarterback and completed 17 of 37 passes for 218 yards with three touchdowns and two interceptions.

Gave the Titans an early 6-0 lead with a 20-yard touchdown pass to Craig Stevens with 5:53 left to play in the opening stanza. Cut the Raiders' lead to 17-14 with a 13-yard touchdown pass to Harry Douglas and a two-point conversion connection with Dorial Green-Beckham with 6:22 left to play in the third quarter. Gave the Titans a 21-17 lead with a one-yard touchdown toss to Jalston Fowler with less than five minutes to play in the fourth quarter. During the fourth quarter, broke Vince Young's franchise record for the most passing yards during a rookie season.

- Against Jacksonville (12/6), started at quarterback and completed 20 of 29 passes for 268 yards with three touchdowns and an interception for a 118.2 passer rating. Rushed nine times for a career-best 112 yards with a touchdown. Became the only player in NFL history to pass for at least 250 yards with three touchdowns and rush for more than 100 yards in the same game. His 112 rushing yards are the most by a quarterback in franchise history in a single game. Gave the Titans a 7-0 lead with a 10-yard touchdown pass to Craig Stevens with 4:15 remaining in the first quarter. Increased the Titans' lead to 14-6 with a seven-yard touchdown pass to Walker on third-and-seven in the second stanza. Gave the Titans a 28-19 lead with a 47-yard touchdown pass to Green-Beckham on the first play of the fourth quarter. Helped the Titans recapture the lead at 35-32 with a record-breaking 87-yard touchdown run on third-and-seven midway through the fourth quarter. The 87-yard touchdown run was the longest run in franchise history by a quarterback, the third longest run by a quarterback in NFL history and the fifth-longest run overall for the team.

- At N.Y. Jets (12/13), started at quarterback and completed 21 of 39 passes for 274 yards with an interception. Collected his first career reception which resulted in a 41-yard touchdown. Scored the Titans only touchdown with a 41-yard touchdown reception down the right sideline from Antonio Andrews with 4:09 left to play in the third quarter. Converted the two-point conversion with a pass to Dexter McCluster. He became the first player since Walter Payton in 1983 to record touchdowns of at least 40 yards passing, rushing and receiving in the same season.

- At New England (12/20), started at quarterback and completed three of six passes for 32 yards before leaving the game in the second quarter with an injury.

COLLEGE:

- At Oregon, Mariota broke nearly every major passing record for the school, totaling 10,796 career passing yards and 105 touchdown passes. The three-time All-Pac-12 selection started every game over his three collegiate seasons (2012-14), earned a 36-5 record, completed at least one touchdown pass in every game, and is one of four players in FBS history to pass for 10,000 yards and rush for 2,000 yards (2,237) in a career, joining Dan LeFevour, Robert Griffin III and Colin Kaepernick.

- His career passing statistics included 1,167 attempts, 779 completions, 10,796 yards, 105 touchdowns, 14 interceptions and an efficiency rating of 171.8. Additionally, he rushed 337 times for 2,237 yards and 29 touchdowns and recorded two touchdown receptions.

- He became one of four players in FBS history to pass for over 10,000 yards (10,796) and run for over 2,000 yards (2,237) in a career. He set University of Oregon records for career total offense (13,033 yards), passing yards (10,796), completions (779), touchdown passes (105), rushing yards by a quarterback (2,237), completion percentage (66.8), total touchdowns (136) and total points accounted for (816). He was the 14th player in conference history to eclipse the 10,000-yard barrier in total offense, and he ended his career ranked seventh all-time in Pac-12 career passing yards.

- He completed at least one touchdown pass in all 41 games in which he played, good for second in NCAA history behind Marshall's Rakeem Cato (46).

- From 2012 to 2013, Mariota set the Pac-12 record with 353 consecutive passes without an interception. He became the only player in league history to put together multiple interception-free streaks of 200 attempts or more.

- Mariota became the Pac-12's first quarterback ever to be named first-team All-Conference three times.

- As a junior (2014), started all 15 games en route to the team's appearance in the College Football Playoff Championship Game. Completed 304 of 445 pass attempts for 4,454 yards (third in FBS) with 42 touchdowns (second) and four interceptions. Rushed 135 times for 770 yards and 15 touchdowns. Had the nation's top passer efficiency rating at 181.7.

- Became the Ducks' first Heisman Trophy winner and the first Heisman winner from the state of Hawaii. Also became Oregon's second unanimous first-team All-American of all time. Additional honors included Player of the Year by the Associated Press and the Walter Camp Football Foundation,

the Maxwell Award, the Davey O'Brien National Quarterback Award and the Johnny Unitas Golden Arm Award. Named Pac-12 Offensive Player of the Year and 2015 Rose Bowl Offensive MVP.

- His 58 total touchdowns—42 passing, 15 rushing and one receiving—set the single-season conference record, breaking Matt Barkley's (USC) mark of 41 from 2011. His passing touchdowns also marked a new conference best.
- Led the Ducks to No. 2 in the final Associated Press rankings. Directed the third-overall rated offense in the country (547 yards per game) and the 10th-ranked passing offense (312.5).
- Against Florida State (1/1/15), recorded a season-high 26 completions (36 attempts) for 338 yards, scoring two touchdowns through the air and one on the ground in the College Football Playoff Semifinal Rose Bowl victory.
- Against Ohio State (1/12/15) in the inaugural College Football Playoff Championship game, completed 24 passes for 333 yards and two touchdowns, including a 70-yard touchdown toss. Added 39 rushing yards.
- As a sophomore (2013), started all 13 games and was 245-of-386 passing (65.8 percent) for 3,665 yards, 31 touchdowns and four interceptions. Rushed 96 times for 715 yards and nine touchdowns.
- Named first-team All-Pac-12 for the second consecutive season and named Oregon's Most Inspirational Player in a vote of his teammates. Led the Pac-12 in passing efficiency (167.7), passing yards per completion (14.96 avg.) and total points responsible for (240) while ranking seventh in the country in the former two categories and tied for ninth in the latter. Nationally, rated ninth in total offense (336.9), 12th in touchdown passes (31) and 14th in passing yards per game (281.9). Became the first player in school history to eclipse 4,000 yards of total offense in a single season (4,380) and was one of three league players to surpass the previous Pac-12 season record in 2013. Set school records for most points responsible for, completions (245) and most total touchdowns (40), and finished second on the single-season passing yards ledger (3,665). Broke Pac-12 and Oregon pinnacles for consecutive pass attempts without an interception in both a single season (285) and a career (353). Extended his streak of tossing at least one touchdown pass in every game of his career (26).
- As a redshirt freshman (2012), started all 13 games and was 230-of-336 passing for 2,677 yards with 32 touchdowns and six interceptions. Rushed 106 times for 752 yards and five touchdowns. Won honorable mention All-American and Pac-12 Offensive Freshman of the Year honors and became the Pac-12's first freshman quarterback to earn first-team all-league honors in 23 years. Recorded at least one touchdown pass in every game and set a conference freshman record for most touchdown passes in a season. Led the conference and ranked seventh in the country in passing efficiency (163.23). Led the league in completion percentage (68.45), falling just short of the NCAA freshman record of 69.5 percent (Sam Bradford, Oklahoma, 2007). Finished second on Oregon's single-season total offensive yards list (3,429) and ninth in passing yards (2,677). The Ducks' second-leading rusher (752) also ran for more yards in one year than any other quarterback in school history, including a single-game best 135 yards at Arizona State.
- Also in 2012, threw only one interception over his final seven games, a stretch that included 119 consecutive pass attempts without an interception.
- Redshirted in 2011.
- The second-team academic all-conference choice graduated from Oregon in December 2014 with a degree in general science.

PERSONAL:

- Splits time between Nashville and Honolulu, Hawaii.
- Attended Saint Louis (Honolulu, Hawaii) High School, where as a senior he threw for 2,597 yards on 165-of-255 passing (64.7%), including 32 touchdowns against only five interceptions. Guided the Crusaders to an 11-1 record and a state title. Also rushed the ball 60 times for 455 yards

(7.6 yards per carry) and seven scores.

- Rated a four-star recruit by 247Sports.com and garnered three stars from both Rivals.com and Scout.com. Rated the No. 6 recruiting prospect in the state of Hawaii and No. 12 overall quarterback in the nation by Rivals.com. Named PrepStar Magazine All-West Region, Interscholastic League of Honolulu Offensive Player of the Year and first-team All-ILH. Played in the NUC All-World Gridiron Classic, a high school all-star bowl in Columbia, S.C.
- List of favorites: (movie) "The Longest Yard"; (TV show) "The Fresh Prince of Bel-Air"; (actor) Dwayne Johnson; (pregame playlist) The Green, Drake; (video game) "FIFA"; (food) steak, Kalua pork; (guilty pleasure) Cookies 'n' Cream Pizookie from BJ's Restaurant & Brewhouse; and (athlete as a child) Emmitt Smith.
- Born Marcus Ardel Taulauniu Mariota on Oct. 30, 1993 in Honolulu, Hawaii.

MARCUS MARIOTA'S GAME-BY-GAME

2015 Tennessee Titans					PASSING										RUSHING					COMBINED RUSH + PASS	
Date	Opp	W/L	P/S	Att	Cmp	Pct	Yds	Yds/Att	TD	Int	Lg	Sk	Lst	Rating	Att	Yds	Avg	Lg	TD	Yards	Touchdowns
Sept 13	@ TB	W	S	15	13	86.7	209	13.9	4	0	52t	2	24	158.3	2	6	3.0	9	0	215	52, 12, 4, 1
Sept 20	@ Cle	L	S	37	21	56.8	257	6.9	2	0	33	7	38	96.3	3	19	6.3	12	0	276	19, 13
Sept 27	Ind	L	S	44	27	61.4	367	8.3	2	2	35	3	22	84.2	0	0	-	0	0	367	7, 3
Oct 11	Buf	L	S	32	21	65.6	187	5.8	0	1	23	2	8	68.1	5	47	9.4	22	0	234	
Oct 18	Mia	L	S	33	21	63.6	219	6.6	1	2	32	5	37	67.6	0	0	-	0	0	219	3
Oct 25	Atl	L	IA																		
Nov 1	@ Hou	L	IA																		
Nov 8	@ NO	W	S	39	28	71.8	371	9.5	4	0	61t	0	0	135.7	1	5	5.0	5	0	376	61, 2, 8, 5
Nov 15	Car	L	S	24	16	66.7	185	7.7	0	1	24	1	7	72.4	5	24	4.8	10	0	209	
Nov 19	@ Jax	L	S	35	22	62.9	231	6.6	0	0	29	4	19	82.0	5	29	5.8	23t	1	260	23r
Nov 29	Oak	L	S	37	17	45.9	218	5.9	3	2	36	2	13	69.4	1	7	7.0	7	0	225	20, 13, 1
Dec 6	Jax	W	S	29	20	69.0	268	9.2	3	1	47t	4	11	118.2	9	112	12.4	87t	1	380	10, 7, 47, 87r
Dec 13	@ NYJ	L	S	39	21	53.8	274	7.0	0	1	51	5	47	65.5	3	3	1.0	3	0	277	
Dec 20	@ NE	L	S	6	3	50.0	32	5.3	0	0	19	3	32	66.0	0	0	-	0	0	32	
Dec 27	Hou	L	IA																		
Jan 3	@ Ind	L	IA																		
Totals		3-13	12/12	370	230	62.2	2,818	7.6	19	10	61t	38	258	91.5	34	252	7.4	87t	2		

2016 Tennessee Titans					PASSING										RUSHING					COMBINED RUSH + PASS	
Date	Opp	W/L	P/S	Att	Cmp	Pct	Yds	Yds/Att	TD	Int	Lg	Sk	Lst	Rating	Att	Yds	Avg	Lg	TD	Yards	Touchdowns
Sept 11	Min	L	S	41	25	61.0	271	6.6	2	1	29	2	19	86.5	4	19	4.8	10	0	290	6, 4
Sept 18	@ Det	W	S	33	25	75.8	238	7.2	2	1	32	3	14	102.8	2	11	5.5	6	0	249	30, 9
Sept 25	Oak	L	S	33	17	51.5	214	6.5	0	2	26	1	2	46.8	3	22	7.3	9	0	236	
Oct 2	@ Hou	L	S	29	13	44.8	202	7.0	0	1	60	1	6	54.1	4	20	5.0	9	0	222	
Oct 9	@ Mia	W	S	29	20	69.0	163	5.6	3	0	29	0	0	117.5	7	60	8.6	21	1	223	5r, 5, 20, 4
Oct 16	Cle	W	S	24	17	70.8	284	11.8	3	1	48t	2	14	132.6	7	64	9.1	41	0	348	11, 48, 15
Oct 23	Ind	L	S	37	22	59.5	232	6.3	2	0	26	3	25	95.8	2	14	7.0	14	0	246	10, 7
Oct 27	Jax	W	S	22	18	81.8	270	12.3	2	0	47	0	0	148.1	3	11	3.7	7	0	281	36, 4
Nov 6	@ SD	L	S	43	27	62.8	313	7.3	3	2	48	0	0	88.6	3	14	4.7	14t	1	327	16, 7, 14r, 8
Nov 13	GB	W	S	26	19	73.1	295	11.3	4	0	41	1	13	149.8	5	0	0.0	6	0	303	9, 32, 6, 33
Nov 20	@ Ind	L	S	38	25	65.8	290	7.6	2	0	35	5	36	106.3	5	29	5.8	12	0	319	3, 34
Nov 27	@ Chi	W	S	23	15	65.2	226	9.8	2	0	38	0	0	126.4	4	46	11.5	29	0	272	4, 29
Dec 11	Den	W	S	20	6	30.0	88	4.4	0	0	26	2	15	45.4	8	38	4.8	13	0	126	
Dec 18	@ KC	W	S	33	19	57.6	241	7.3	0	1	46	1	0	67.9	1	-2	-2.0	-2	0	239	
Dec 24	@ Jax	L	S	20	8	40.0	99	5.0	1	0	18	2	12	72.7	2	3	1.5	4	0	102	3
Jan 1	Hou	W																			
Placed on injured reserve on Dec. 27, 2016																					
Totals		9-7	15/15	451	276	61.2	3,426	7.6	26	9	60	23	156	95.6	60	349	5.8	41	2		

MARCUS MARIOTA'S NFL STATISTICS

REGULAR SEASON			PASSING											RUSHING				
Year	Team	GP/GS	Att	Cmp	Pct	Yds	Yd/Att	TD	INT	Lg	Sk	Yds	Rat	Att	Yds	Avg	Lg	TD
2015	Tenn.	12/12	370	230	62.2	2,818	7.6	19	10	61t	38	258	91.5	34	252	7.4	87t	2
2016	Tenn.	15/15	451	276	61.2	3,426	7.6	26	9	60	23	156	95.6	60	349	5.8	41	2
NFL Totals		27/27	821	506	61.6	6,244	7.6	45	19	61t	61	414	93.8	94	601	6.4	87t	4

Career record as starter: 11-16 (.407)


Single-Game Highs

Attempts - 44 vs. Indianapolis (9/27/15)
 Completions - 28 at New Orleans (11/8/15)
 Passing Yards - 371 at New Orleans (11/8/15)
 Touchdown Passes - 4 (Three times, last at Green Bay 11/13/16)
 Long Completion - 61t at New Orleans (11/8/15)
 Rushes - 9 vs. Jacksonville (12/6/15)
 Rushing Yards - 112 vs. Jacksonville (12/6/15)

Long Rush - 87t vs. Jacksonville (12/6/15)
 Rushing Touchdowns - 1 (Four times, last at San Diego 11/6/16)

Additional Statistics

Receptions - 41-yard touchdown (at N.Y. Jets 12/13/15)
 Fumble Recovery - 2 (2016)



69 TYLER MARZ

TACKLE • 6'7" • 316 LBS • COLLEGE: WISCONSIN
 ACQUIRED: FREE AGENT - 2016 • NFL EXPERIENCE (NFL/TITANS): 1/1
 HOMETOWN: SPRINGFIELD, MINN.
 GAMES PLAYED/GAMES STARTED: 0/0 (PLAYOFFS: 0/0)



PRO: Tyler Marz was originally signed by the Titans as a rookie free agent following the 2016 NFL Draft. The 6-foot-7-inch, 316-pounder participated in training camp and spent the 2016 season as a member of the Titans practice squad. A four-year letterman at Wisconsin, Marz appeared in 51 games for the Badgers and made 40 consecutive starts from 2013-15.

TITANS TIDBITS:

- Marz has worked with Kids Against Hunger for five years.

CAREER TRANSACTIONS:

- The Springfield, Minn., native was originally signed by the Titans as an undrafted free agent on May 9, 2016.
- Waived by the Titans on Sept. 2, 2016.
- Signed by the Titans to their practice squad on Sept. 5, 2016.
- Signed by the Titans to a futures contract on Jan. 2, 2017.

SEASON RECAPS:

2016 (0/0): Signed by the Titans as an undrafted rookie free agent and spent the entire 2016 as a member of the practice squad.

COLLEGE:

- Appeared in 51 games with 40 consecutive starts at left tackle for the University of Wisconsin. Lettered all four seasons and helped anchor offensive lines that paved the way for two of the three best single-season rushing performances in school history at 283.8 yards per game in 2013 and a school record 320.1 yards per game in 2014. With Marz at left tackle, Wisconsin allowed 1.07 sacks per game during the 2013-14 seasons, the eight-lowest average in the FBS during that time.
- As a senior (2015), started and played in all 13 games. Anchored an offensive line that helped the Badgers produce 228.3 passing yards per game, the third-best average in program history.
- As a junior (2014), started all 14 games at left tackle. Helped Wisconsin produce 468.9 yards of total offense per game which ranked third-best in school history. The Badgers allowed an average of just 0.93 sacks per game, the sixth-lowest in the FBS.
- As a sophomore (2013), started all 13 games at left tackle. Contributed to an offensive line that paved the way for school record in total offense with 480.8 yards per game, rushing yards with 3,689 and rushing average with 6.62 yards per carry.
- As a redshirt freshman (2012), saw action in 11 games.
- Made his collegiate debut at Oregon State (9/8).
- Appeared in the Big Ten Football Championship game against Nebraska (12/1) as well as the Rose Bowl against Stanford (1/1/13).
- As a freshman (2011), redshirted.
- Received his bachelor's degree in life sciences communication from Wisconsin in May 2015.

PERSONAL:

- Attended Springfield (Minn.) High School and was an all-conference player as both a junior and senior.
- His honors include being named a three-star recruit and rated the No. 7 player in Minnesota by Rivals, No. 10 player by Scout and No. 17 player by

ESPN/Scouts Inc.

- Also played baseball and basketball in high school.
- Enjoys snowmobiling and motorcycling.
- Follow Marz on Twitter at @Tylermarz61.
- Follow Marz on Instagram at @Tylermarz.
- Born Tyler Jordan Marz on Sept. 9, 1992 in Springfield, Minn.

TYLER MARZ'S NFL STATISTICS

REGULAR SEASON

Year	Team	GP	GS
2016	Tennessee		Practice Squad
NFL Totals		0	0



66 JOSUE MATIAS

GUARD/TACKLE • 6'5" • 309 LBS • COLLEGE: FLORIDA STATE
 ACQUIRED: FREE AGENT - 2015 • NFL EXPERIENCE (NFL/TITANS): 1/1
 HOMETOWN: UNION CITY, N.J.
 GAMES PLAYED/GAMES STARTED: 0/0 (PLAYOFFS: 0/0)



PRO: The Titans signed Josue Matias as a rookie free agent on May 11, 2015 to provide competition at the offensive guard position. The 6-foot-5-inch, 309-pounder is a physical lineman who is capable of playing both guard spots. The Florida State State product spent his entire rookie campaign on the Titans' practice squad.

TITANS TIDBITS:

- Matias was born in the Dominican Republic and moved to Union City, N.J., with his family when he was six. He is the first ever NFL player born in the Dominican Republic.
- Matias won the 2014 BCS National Championship after starting all 14 games with the Florida State Seminoles during his junior season.

CAREER TRANSACTIONS:

- A native of Santo Domingo, Dominican Republic, Matias was signed by the Titans as an undrafted free agent on May 11, 2015.
- Waived by the Titans on Sept. 5, 2015 and signed to the team's practice squad a day later.
- Signed by the Titans to a future contract on Jan. 4, 2016.

SEASON RECAPS:

2016 (0/0): Was injured during training camp and spent the entire season on the Titans' injured reserve list.

2015 (0/0): Spent the entire season on the Titans' practice squad.

COLLEGE:

- Was a fixture at left guard for the Seminoles. Collected All-ACC honors three seasons in a row and started 43 consecutive games.
- As a senior (2014), started all 14 games at left guard and had an average grade of 78.1. Lifted his level of play at end of season, averaging an 84.3 over the last four games. Graded out to above 80 percent in nine of 14 games.
- As a junior (2013), started all 14 games and 29 consecutive contests dating back to the 2011 Champs Sports Bowl. Helped lead the Seminoles to a National Championship by producing the top offensive line grade in three games, including against Wake Forest (88), Miami (86), and Nevada (89).
- As a sophomore (2012), was a first-year starter at left guard for all 13 games. Was an agile and relentless run-blocker as evidenced by his team-leading 31 knockdown blocks. Had three or more knockdowns in seven games.
- As a freshman (2011), was the fifth true freshman to see action on the offensive line making his first career start against Notre Dame in the Champs Sports Bowl. Played in seven games. Began the year working at offensive tackle but also picked up repetitions at the guard position.
- Majored in social science at Florida State.

PERSONAL:

- Attended Union City (N.J.) High School and was one of New Jersey's finest prospects coming out of high school as a lineman because of his size and agility.
- A four-star prospect by Rivals.com and Scout.com who missed his entire senior season as he recuperated from a leg injury.
- Ranked the No. 25 offensive tackle nationally and No. 9 best player in the state of New Jersey. Rated the No. 13 offensive tackle by ESPN, No. 27 offensive tackle by Scout.com and No. 18 offensive tackle by 247Sports. Named First Team All-Hudson Area by the Star-Ledger as a junior in 2009.


Was No. 12 on the SuperPrep New Jersey 35.

- His name is pronounced "HO-sway Muh-TEE-us."
- Born Josue Matias on Jan. 6, 1993 in Santo Domingo, Dominican Republic.

JOSUE MATIAS' NFL STATISTICS

REGULAR SEASON

Year	Team	GP	GS
2015	Tennessee	Practice Squad	
2016	Tennessee	Practice Squad	
NFL Totals		0	0



18 RISHARD MATTHEWS

WIDE RECEIVER • 6'0" • 217 LBS • COLLEGE: NEVADA

ACQUIRED: UNRESTRICTED FREE AGENT (MIA) - 2016

NFL EXPERIENCE (NFL/TITANS): 6/2 • HOMETOWN: SANTA ANA, CALIF.

GAMES PLAYED/GAMES STARTED: 65/26 (PLAYOFFS: 0/0)



PRO: The Titans signed Rishard Matthews early in the 2016 free agency period to bring veteran experience and big-play potential to the wide receiver position. The 6-foot, 217-pounder is coming off his most successful season in 2016 in which he recorded career highs with 65 receptions, 945 receiving yards and nine touchdowns. Matthews spent his first four NFL campaigns with the Miami Dolphins after being drafted by the team in the seventh round of the 2012 NFL Draft. The University of Nevada product is a versatile player, having lined up outside and in the slot.

CAREER HIGHLIGHTS:

- In 2016, Matthews set career highs with 65 receptions (tied for team lead), a team-high 945 receiving yards and a team-high nine touchdown receptions.
- His nine touchdowns in 2016 more than doubled his previous career total of eight touchdowns in his first four NFL seasons, all of which he spent in Miami. His 2016 total tied for sixth in the NFL and tied for second in the AFC. In franchise history, Matthews' nine touchdown catches tied for ninth all-time.
- In 2015, Matthews set career-highs with 43 catches, 662 receiving yards and four touchdown receptions despite playing in just 11 games for the Miami Dolphins.
- In 2013, Matthews appeared in all 16 games with the Dolphins and hauled in 41 receptions for 448 yards with two touchdowns.

TITANS TIDBITS:

- Matthews' father, Andre, is a retired U.S. Marine Corps master sergeant.
- In October 2015, Matthews' half-brother Christopher Ruiz was killed while serving as a retired Marine working as a private defense contractor in Afghanistan. Ruiz served in the Marines for 10 years, and served overseas in Operation Iraqi Freedom. He was in Afghanistan training locals to fight for their country, when he was killed. Ruiz was one of six U.S. Airmen and five other civilian contractors killed in the crash of an Air Force C-130 as it tried to put down at the Jalalabad Airfield on Oct. 2.
- Matthews wears a bracelet with the words "Forever by my side." It has his fallen brother's name on it, along with the Marines logo. He wears the bracelet every day.

CAREER TRANSACTIONS:

- The Santa Ana, Calif., native was originally selected by the Miami Dolphins in the seventh round (227th overall) of the 2012 NFL Draft.
- Signed by the Titans as an unrestricted free agent on March 11, 2016.

SEASON RECAPS:

2016 (16/9 - Tennessee): Saw action in all 16 games with nine starts at wide receiver and led the team with a career-best nine receiving touchdowns and a career-high 945 receiving yards. Tied for the team lead with a career-best 65 receptions. Has six career 100-yard receiving performances, including three in 2016 (at IND, at KC, vs. HOU). Led the team in receiving yards five times in 2016 (at HOU, at IND, at CHI, at KC, vs. HOU). Led or tied for the team lead in receptions three times in 2016 (vs. JAX, at IND, vs. HOU). Posted a career-high 122 receiving yards at Indianapolis (11/20/16).

- Against Minnesota (9/11), made his Titans debut as a reserve at wide receiver and snared three receptions for 26 yards.
- At Detroit (9/18), started at wide receiver and totaled four receptions for 40 yards. Kickstarted the Titans' first touchdown drive with a 20-yard catch late in the third quarter.
- Against Oakland (9/25), started at wide receiver and collected three receptions for 32 yards.

- At Houston (10/2), saw action as a reserve at wide receiver and led the team with 82 receiving yards on two catches. Set up the Titans' first touchdown with a career-long 60-yard reception down the left sideline in the second quarter. Kept the Titans' third-quarter scoring drive alive with a 22-yard reception on third-and-nine.

- At Miami (10/9), played as a reserve at wide receiver and caught four passes for 32 yards with a touchdown. Sealed the Titans' 30-17 victory with a diving, four-yard touchdown catch with 8:23 left to play in the game.

- Against Cleveland (10/16), saw action as a reserve at wide receiver and hauled in three receptions for 70 yards with a touchdown. Gave the Titans a 7-0 advantage with an 11-yard touchdown catch with 10:37 remaining in the first quarter. Set up the Titans' third touchdown with a diving, 43-yard reception in the third quarter.

- Against Indianapolis (10/23), played as a reserve at wide receiver and snared four receptions for 37 yards. Kept the Titans' touchdown drive alive late in the first half with a six-yard grab on third-and-three. Extended the Titans' final touchdown drive by fighting for the first down on a 20-yard reception on third-and-19 in the fourth quarter.

- Against Jacksonville (10/27), started at wide receiver and tied for the team lead with four receptions for 38 yards with a touchdown. Extended the Titans' first scoring drive with a 16-yard catch on third-and-four in the first quarter. Increased the Titans lead to 33-8 with a four-yard touchdown catch on third-and-goal with 6:53 remaining in the third quarter.

- At San Diego (11/6), played as a reserve at wide receiver and caught six passes for 63 yards while tying a career-high with two receiving touchdowns. Cut the Chargers' lead to 16-7 with a 16-yard touchdown reception with 11:14 left to play in the second quarter. Got open in the left corner of the end zone for his second touchdown of the afternoon, a seven-yard reception, with 14 seconds remaining in the first half.

- Against Green Bay (11/13), started at wide receiver and collected three receptions for 63 yards with a touchdown. Got open in the end zone for a 32-yard touchdown catch with 8:45 left to play in the second quarter. Extended the Titans' final scoring drive with a 22-yard reception on third-and-three in the fourth quarter.

- At Indianapolis (11/20), started at wide receiver and led the team with a career-high 122 receiving yards on a team-best nine receptions. Hauled in a 35-yard reception in the second quarter.

- At Chicago (11/27), started at wide receiver and led the team with 64 receiving yards on three receptions, including a touchdown. Increased the Titans lead to 21-7 with a diving, 29-yard touchdown grab in the end zone with 1:15 left play in the first half. Extended the Titans' third-quarter scoring drive with an 11-yard reception on third-and-nine.

- Against Denver (12/11), started at wide receiver and snared one reception for 26 yards.

- At Kansas City (12/18), saw significant action as a reserve at wide receiver and led the team with 105 receiving yards on four catches. Set up the Titans' initial touchdown with a leaping, 46-yard grab on a flea-flicker early in the second stanza.

- At Jacksonville (12/24), started at wide receiver and caught three passes for 31 yards with a touchdown. Cut the Jaguars' lead to 10-7 with a three-yard touchdown catch on third-and-three with 8:59 left to play in the second quarter.

- Against Houston (1/1), started at wide receiver and led the team with nine receptions and 114 receiving yards with a touchdown. Extended the Titans' second quarter touchdown drive with a leaping 25-yard catch on third-and-16. Increased the Titans' lead to 14-0 with a two-yard touchdown reception with 23 seconds remaining in the first half. Registered a pair of third-down conversions during the Titans' final scoring drive: an eight-yard grab on third-and-four and a 50-yard bomb on third-and-17 in the fourth

quarter.

2015 (11/11 - Miami): Started the first 11 games of the season and totaled career-highs with 43 receptions for 662 yards (15.4 avg.) and four touchdowns. Missed the final five contests due to injury. Was placed on injured reserve on Jan. 2, 2016. His 662 receiving yards ranked second on the team and his 43 receptions ranked third on the squad. Added one rush for four yards. Made one miscellaneous tackle. Had one punt return for nine yards.

- At Washington (9/13), started the season opener and had four receptions for 34 yards and one touchdown.
- At Jacksonville (9/20), started at wide receiver and posted a season-high six receptions for 115 yards. Recorded a 48-yard reception on the team's opening drive in the first quarter.
- Against Buffalo (9/27), caught six passes for 113 yards and two touchdowns.
- Against Houston (10/25), was named a team captain and caught three passes for 75 yards and one touchdown in 44-26 victory.
- At New England (10/29), caught a season-high seven passes for 62 yards.

2014 (14/0 - Miami): Played in 14 games as a reserve and finished the season with 12 receptions for 135 yards and two touchdowns. Added one rush for three yards. Posted four tackles on special teams.

- At Oakland (9/28), had two catches for 27 yards with a season-long 23-yard reception in London.
- At Jacksonville (10/26), recorded a three-yard touchdown reception.
- Against San Diego (11/2), had one reception for a 21-yard touchdown on the opening possession of the second half. Recorded touchdown receptions in consecutive games for the first time in his career.

2013 (16/5 - Miami): Played in all 16 games with five starts and recorded 41 catches for 448 yards and two touchdowns. Led the team in receptions once and in receiving yardage twice. Had one game of double figure receptions and one game of 100-plus yards in receptions.

- Against Atlanta (9/22), had four catches for 42 yards.
- At Tampa Bay (11/11), made his first start of season and led the Dolphins in receptions and receiving yardage with 11 catches for 120 yards and two touchdowns. It was his first career 100-yard reception game and the first touchdowns of his NFL career. He became the first player in Dolphins history to record 11 or more receptions and two or more touchdown catches in the same game.
- Against New England (12/15), registered five receptions for 64 yards.
- Against N.Y. Jets (12/29), led the team in receiving yards with four catches for 58 yards.

2012 (8/1 - Miami): Played in eight games with one start and recorded 11 catches for 151 yards. Did not play once and was inactive seven games.

- At Buffalo (11/15), made first NFL reception with one catch for 19 yards.
- Against Jacksonville (12/16), registered three receptions for 23 yards.
- Against Buffalo (12/23), posted two catches for 37 yards, including season-long 30-yard catch.
- At New England (12/30), made his first NFL start and collected three catches for 36 yards.

COLLEGE:

- Was a two-year starter at Nevada (2010-11). Also attended Bakersfield College (2009) and Santa Ana (Calif.) College (2007-08).
- Played in 26 career games with 25 starts at Nevada and recorded 147 receptions for 2,243 yards (15.4 avg.) and 13 touchdowns. Added 10 rushes for 75 yards and two scores. Returned 48 punts for 551 yards (11.5 avg.) with two scores and totaled 91 yards on five kickoff returns (18.2 avg.).
- As a junior (2011), started 12 games and named second-team All-American and first-team All-Western Athletic Conference as a punt returner and receiver. Recorded 91 receptions for 1,364 yards (15.4 avg.) and eight touchdowns. Led the WAC and ranked 10th nationally with an average of 7.58 receptions per game. Returned 23 punts for 307 yards (13.4 avg.). Posted seven games with 100-plus receiving yards, including two games of 200-plus yards.
- As a sophomore (2010), played in 14 games with 13 starts as a sophomore and was named as an honorable mention All-American and first-team All-WAC. Recorded 56 receptions for 879 yards (15.7 avg.) and five touchdowns. Scored twice on five carries for 76 yards (15.2 avg.). Added 91 yards on five kickoff returns (18.2 avg.) and had 25 punt returns

for 244 yards (9.8 avg.) with a touchdown.

- In 2009, played in 11 games at Bakersfield College and led the team with 47 receptions for 619 yards (13.2 avg.) and six touchdowns. Carried seven times for 20 yards and added 17 punt returns for 319 yards (18.9 avg.).
- Attended Santa Ana (Calif.) College from 2007-08.
- Majored in physical education at Nevada.

PERSONAL:

- Attended Saddleback (Santa Ana, Calif.) High School and earned All-State, All-Golden West Football Conference and All-CIF Southern section honors as a receiver and strong safety as a senior.
- Caught 47 passes for 1,058 yards (22.5 avg.) and 16 touchdowns. Added 98 yards and a score on 13 carries (7.5 avg.). Produced a total of 132 points that included 22 touchdowns, as he scored twice on 11 punt returns for 270 yards (24.55 avg), adding two more touchdowns on 10 kickoff returns for 407 yards (40.7 avg).
- Also lettered for the basketball team, as he averaged 9.8 points, 6.8 rebounds, 2.6 assists, 0.3 blocks and 2.3 steals.
- Attended Clovis (N.M.) High School in 2005 and rushed 29 times for 358 yards (12.4 avg.) and five touchdowns. Added 43 receptions for 839 yards and 12 touchdowns.
- Follow Matthews on Twitter at @_RMatthews.
- Follow Matthews on Instagram at @rishardmatthews.
- Born Rishard Andre Matthews on Oct. 12, 1989 in San Diego, Calif.

RISHARD MATTHEWS' GAME-BY-GAME

2012 Miami Dolphins					RECEIVING				
Date	Opp.	W/L	P/S	No	Yds	Avg	Lg	TD	
Sept 9	@ Hou	L	IA						
Sept 16	Oak	W	p	0	0	-	-	0	
Sept 23	NYJ	L	IA						
Sept 30	@ Ari	L	IA						
Oct 7	@ Cin	W	IA						
Oct 14	StL	W	IA						
Oct 28	@ NYJ	W	IA						
Nov 4	@ Ind	L	DNP						
Nov 11	Ten	L	IA						
Nov 15	@ Buf	L	p	1	19	19.0	19	0	
Nov 25	Sea	W	p	0	0	-	-	0	
Dec 2	NE	L	p	1	28	28.0	28	0	
Dec 9	@ SF	L	p	1	8	8.0	8	0	
Dec 16	Jax	W	p	3	23	7.7	11	0	
Dec 23	Buf	W	p	2	37	18.5	30	0	
Dec 30	@ NE	L	S	3	36	12.0	20	0	
Totals		7-9	8/1	11	151	13.7	30	0	

2013 Miami Dolphins					RECEIVING				
Date	Opp.	W/L	P/S	No	Yds	Avg	Lg	TD	
Sept 8	@ Cle	W	p	0	0	-	-	0	
Sept 15	@ Ind	W	p	0	0	-	-	0	
Sept 22	Atl	W	p	4	42	10.5	14	0	
Sept 30	@ NO	L	p	1	21	21.0	21	0	
Oct 6	Bal	L	p	0	0	-	-	0	
Oct 20	Buf	L	p	0	0	-	-	0	
Oct 27	@ NE	L	p	3	30	10.0	20	0	
Oct 31	Cin	W	p	2	24	12.0	16	0	
Nov 11	@ TB	L	S	11	120	10.9	19t	2	
Nov 17	SD	W	p	4	52	13.0	29	0	
Nov 24	Car	L	S	3	2	0.7	4	0	
Dec 1	@ NYJ	W	S	2	21	10.5	13	0	
Dec 8	@ Pit	W	p	1	5	5.0	5	0	
Dec 15	NE	W	S	5	64	12.8	24	0	
Dec 22	@ Buf	L	S	1	9	9.0	9	0	
Dec 29	NYJ	L	p	4	58	14.5	21	0	
Totals		8-8	16/5	41	448	10.9	29	2	

2014 Miami Dolphins					RECEIVING				
Date	Opp.	W/L	P/S	No	Yds	Avg	Lg	TD	
Sept 7	NE	W	p	0	0	-	-	0	
Sept 14	@ Buf	L	p	1	4	4.0	4	0	
Sept 21	KC	L	p	1	13	13.0	13	0	
Sept 28	@ Oak	W	p	2	27	13.5	23	0	
Oct 12	GB	L	p	0	0	-	-	0	
Oct 19	@ Chi	W	p	0	0	-	-	0	
Oct 26	@ Jax	W	p	1	3	3.0	3t	1	

Nov 2	SD	W	p	1	21	21.0	21t	1
Nov 9	@ Det	L	p	1	14	14.0	14	0
Nov 13	Buf	W	p	0	0	-	-	0
Nov 23	@ Den	L	p	2	24	12.0	18	0
Dec 1	@ NYJ	W	p	0	0	-	-	0
Dec 7	Bal	L	p	1	13	13.0	13	0
Dec 14	@ NE	L	p	2	16	8.0	11	0
Dec 21	Min	W	IA					
Dec 28	NYJ	L	IA					
Totals		8-8	14/0	12	135	11.3	23	2

2015 Miami Dolphins					RECEIVING				
Date	Opp.	W/L	P/S	No	Yds	Avg	Lg	TD	
Sept 13	@ Was	W	S	4	34	8.5	15	1	
Sept 20	@ Jax	L	S	6	115	19.2	48	0	
Sept 27	Buf	L	S	6	113	18.8	46t	2	
Oct 4	NYJ	L	S	1	16	16.0	16	0	
Oct 18	@ Ten	W	S	6	85	14.2	24	0	
Oct 25	Hou	W	S	3	75	25.0	53t	1	
Oct 29	@ NE	L	S	7	62	8.9	17	0	
Nov 8	@ Buf	L	S	4	54	13.5	21	0	
Nov 15	@ Phi	W	S	5	93	18.6	43	0	
Nov 22	NYJ	L	S	0	0	-	-	0	
Nov 29	Dal	L	S	1	15	15.0	15	0	
Dec 6	Bal	W	IA						
Dec 14	NYG	L	IA						
Dec 20	@ SD	L	IA						
Dec 27	Ind	L	IA						
Jan 3	NE	W						Placed on injured reserve on Jan. 2, 2016	
Totals		6-10	11/11	43	662	15.4	53t	4	

2016 Tennessee Titans					RECEIVING				
Date	Opp.	W/L	P/S	No	Yds	Avg	Lg	TD	
Sept 11	Min	L	p	3	26	8.7	11	0	
Sept 18	@ Det	W	S	4	40	10.0	20	0	
Sept 25	Oak	L	S	3	32	10.7	14	0	
Oct 2	@ Hou	L	p	2	82	41.0	60	0	
Oct 9	@ Mia	W	p	4	32	8.0	11	1	
Oct 16	Cle	W	p	3	70	23.3	43	1	
Oct 23	Ind	L	p	4	37	9.3	20	0	
Oct 27	Jax	W	S	4	38	9.5	16	1	
Nov 6	@ SD	L	p	6	63	10.5	16t	2	
Nov 13	GB	W	S	3	63	21.0	32t	1	
Nov 20	@ Ind	L	S	9	122	13.6	35	0	
Nov 27	@ Chi	W	S	3	64	21.3	29t	1	
Dec 11	Den	W	S	1	26	26.0	26	0	
Dec 18	@ KC	W	p	4	105	26.3	46	0	
Dec 24	@ Jax	L	S	3	31	10.3	14	1	
Jan 1	Hou	W	S	9	114	12.7	50	1	
Totals		9-7	16/9	65	945	14.5	60	9	

RISHARD MATTHEWS' NFL STATISTICS

REGULAR SEASON				RECEIVING					RUSHING				
Year	Team	GP	GS	No	Yds	Avg	Lg	TD	Att	Yds	Avg	Lg	TD
2012	Miami	8	1	11	151	13.7	30	0	0	0	-	0	0
2013	Miami	16	5	41	448	10.9	29	2	0	0	-	0	0
2014	Miami	14	0	12	135	11.3	23	2	1	3	3.0	3	0
2015	Miami	11	11	43	662	15.4	53t	4	1	4	4.0	4	0
2016	Tennessee	16	9	65	945	14.5	60	9	0	0	-	0	0
NFL Totals		65	26	172	2,341	13.6	60	17	2	7	3.5	4	0

Single-Game Highs

Receptions - 11 at Tampa Bay (11/11/13)
 Receiving Yards - 122 at Indianapolis (11/20/16)
 Long Reception - 60 at Houston (10/2/16)
 Touchdowns - 2 (Three times, last at San Diego 11/6/16)

Additional Statistics

Punt Returns - 1 FC (2012); 1 for 9 yards (2015)
 Special Teams Tackles - 2 (2013), 4 (2014)
 Miscellaneous Tackles - 2 (2012), 3 (2013), 1 (2015)



10 TRE MCBRIDE

WIDE RECEIVER • 6'0" • 210 LBS • COLLEGE: WILLIAM & MARY
 ACQUIRED: 7TH ROUND - 2015 • NFL EXPERIENCE (NFL/TITANS): 3/3
 HOMETOWN: MCDONOUGH, GA.
 GAMES PLAYED/GAMES STARTED: 9/0 (PLAYOFFS: 0/0)



PRO: The Titans selected Tre McBride in the seventh round (245th overall) of the 2015 NFL Draft. The William and Mary product is part of a young receiving corps battling for playing time in 2017 and also excels on special teams. The McDonough, Ga., native is a tireless worker with an excellent catch radius and outstanding body control, ball tracking and concentration. Though he has a 6-foot frame, his jumping ability and strength at the point of the catch are traits that allow him to play larger than that.

CAREER HIGHLIGHTS:

- As a rookie in 2015, he played in seven games, totaling two receptions for eight yards and a touchdown while also returning 10 kickoffs for 190 yards.
- McBride was a three-time All-CAA selection at wide receiver at William and Mary. He was also the CAA Special Teams Player of the Year who earned all-conference accolades as a kick returner.

TITANS TIDBITS:

- McBride's father, Douglas, is a U.S. Brigadier General currently stationed at Fort Hood, Texas, and has had two tours in Iraq and one tour in Afghanistan.
- McBride has played the trumpet since sixth grade and started playing the harmonica in college.
- McBride is the creator and administrator of a lifestyle website called Fresh Life Only (freshlifeonly.com), or Flo. He and his co-creators blog on topics related to the mind, body and soul.

CAREER TRANSACTIONS:

- The McDonough, Ga., native was selected by the Titans in the seventh round (245th overall) the 2015 NFL Draft.
- Waived by the Titans on Sept. 5, 2015 and signed to the team's practice squad a day later.
- Signed by the Titans from their practice squad to the active roster on Nov. 17, 2015.
- Waived by the Titans on Sept. 5, 2016 and signed to the team's practice squad two days later.
- Signed by the Titans from their practice squad to the active roster on Nov. 2, 2016.

SEASON RECAPS:

- 2016 (2/0):** Appeared in two games as a reserve primarily on special teams. Spent the first eight weeks of the season on the Titans' practice squad. Was inactive for six games—at San Diego (11/6), against Green Bay (11/13), at Indianapolis (11/20), at Chicago (11/27), at Kansas City (12/18) and at Jacksonville (12/24).
- Against Denver (12/11), made his season debut as a reserve on special teams. Pinned the Broncos deep in their own territory late in the fourth quarter by diving to down Brett Kern's 47-yard punt at the Denver two-yard line.
 - Against Houston (1/1), saw action as a reserve on special teams.

2015 (7/0): Played in seven games as a rookie. Returned 10 kickoffs for 190 yards and posted two receptions for eight yards with a touchdown. Registered five special teams tackles and a forced fumble on coverage units. Spent the first 10 weeks of the season on the team's practice squad. Collected his first career NFL reception and his first career NFL touchdown against Houston (12/27/15). Made his NFL debut at Jacksonville (11/19/15). Led or tied for the team lead in special teams tackles three times in 2015 (at NE, vs. HOU, at IND).

- At Jacksonville (11/19), made his NFL debut as a reserve on special teams.
- Against Oakland (11/29), played as a reserve on special teams and as the kickoff returner. Forced a fumble on kickoff coverage and returned one kickoff for 31 yards. Forced a fumble on a Jeremy Ross kickoff return that was recovered by Daimion Stafford at the Raiders' 18-yard line in the third quarter.
- Against Jacksonville (12/6), returned four kickoffs for 80 yards.
- Against Houston (12/27), played as a reserve at wide receiver and caught his first two career receptions for eight yards with his first career touchdown. Returned one kickoff for 21 yards. Notched a special teams tackle on coverage units. Got the Titans on the scoreboard with his first career touchdown, a one-yard touchdown reception, with 1:31 left to play in the fourth quarter.
- At Indianapolis (1/3), played as a reserve at wide receiver and carried the ball once for eight yards. Led the team with two special teams tackles on coverage units.

COLLEGE:

- Appeared in 45 career games with 33 starts at William and Mary and finished his career ranked second in career receptions at W&M (196), fifth in receiving yards (2,653), fifth in all-purpose yards (4,281), tied for sixth in touchdown catches (19), fifth in kickoff return yards (1,294) and third in 100-yard receiving games (eight).
- As a senior (2014), selected to the All-CAA First Team as a wide receiver for the second consecutive season. Named the Touchdown Club of Richmond WR/TE of the Year and VaSID All-State Second Team selection. Ranked second in the CAA in all-purpose yards per game (131.2), fourth in receptions per game (5.8), fourth in receiving yards per game (73.5) and sixth in kick return average (20.7). Finished the season with 64 catches for 809 yards with four touchdowns. Was a 2015 East-West Shrine Game participant.
- As a junior (2013), honored as the CAA Special Teams Player of the Year. Earned first-team All-CAA distinction as a wide receiver and second-team accolades as a kick returner. Selected as a honorable mention All-American by the College Sporting News and garnered first-team VaSID all-state honors as a wide receiver and kick returner. Appeared in all 12 games with 11 starts and finished the season with a team-high 63 receptions for 801 yards with five touchdowns. Also led the team with 1,533 all-purpose yards, which ranks ninth on the Tribe's single-season list. Totaled 605 kickoff return yards, which ranks fourth on W&M's single-season list. Recorded touchdown catches five consecutive weeks during the conference slate. Named William & Mary QB Club Co-Offensive Player of the Year.
- As a sophomore (2012), named an All-CAA second-team selection. Started all 11 games and led the team with 55 receptions for 897 yards and 10 touchdowns. Also led the team with 1,130 all-purpose yards. Totaled seven carries for 62 yards. Ranked second in the CAA in receiving touchdowns (10), a figure that ranked tied for fifth on the Tribe's single-season list. Finished the season with three 100-yard receiving games and four-multi-touchdown performances. Honored as the William & Mary QB Club Offensive MVP.
- As a freshman (2011), saw action in all 11 games, becoming the first William & Mary true freshman wide receiver to play since D.J. McAulay in 2005. Finished the season with 14 receptions for 146 yards and four carries for 29 yards. Honored as the William & Mary QB Club Rookie of the Year.
- Graduated with a degree in kinesiology from William & Mary in May 2015.

PERSONAL:

- Splits time between Nashville and McDonough, Ga.
- Was a three-year starter as a running back at Ola (McDonough, Ga.) High School.
- Recorded more than 1,500 all-purpose yards as a senior. Finished the 2010 season averaging 9.8 yards per carry and more than 25 yards per reception with 10 touchdowns. Garnered all-region accolades in 2010 for the second consecutive year. Was selected All-Southern Crescent and named to the Southern Crescent Top 12 Most Wanted Football Recruits. Earned the Mustang Scholar-Athlete Award and was chosen as the OHS Offensive Player of the Year.
- Totaled 1,000 all-purpose yards with seven touchdowns as a junior running back. Averaged more than 8.5 yards per carry and more than 20 yards per reception. Garnered all-region honors in 2009 and was selected as the 2009 OHS Athlete of the Year.
- Following his junior year, posted an outstanding performance at the National Underclassman Combine (NUC) and Rivals combine in Atlanta where he earned MVP honors for wide receivers.
- Was a two-year letterwinner in basketball and was the team's leading scorer during the Georgia State basketball playoffs.
- Also lettered in track as a jumper.
- Was ranked in the top five percent of his senior class. Named a Georgia Merit Scholarship winner and a Distinguished Honor Roll Student.
- Was the first chair trumpet player for the OHS concert band.
- Follow McBride on Twitter and Instagram at @yourstrulytheboy_____.
- List of favorites: (TV show) "Hey Arnold!"; (movie) "Takers"; (actor) Will Smith; (childhood sports heroe) Michael Vick; (childhood sports teams)

- New York Giants; (video game) "GTA"; (guilty pleasure) Pillsbury chocolate chip cookies; and (food) Italian.
- Born Douglas McArthur McBride III on Dec. 1, 1992 in Killeen, Texas.

TRE McBRIDE'S GAME-BY-GAME

2015 Tennessee Titans					RECEIVING					2016 Tennessee Titans					RECEIVING				
Date	Opp.	W/L	P/S	No	Yds	Avg	Lg	TD	Date	Opp.	W/L	P/S	No	Yds	Avg	Lg	TD		
Nov 19	@ Jax	L	p	0	0	-	0	0	Nov 6	@ SD	L	IA							
Nov 29	Oak	L	p	0	0	-	0	0	Nov 13		GB	W	IA						
Dec 6	Jax	W	p	0	0	-	0	0	Nov 20	@ Ind	L	IA							
Dec 13	@ NYJ	L	p	0	0	-	0	0	Nov 27	@ Chi	W	IA							
Dec 20	@ NE	L	p	0	0	-	0	0	Dec 11		Den	W	p	0	0	-	0	0	
Dec 27	Hou	L	p	2	8	4.0	7	1	Dec 18	@ KC	W	IA							
Jan 3	@ Ind	L	p	0	0	-	0	0	Dec 24	@ Jax	L	IA							
Totals		1-6	7/0	2	8	4.0	7	1	Jan 1		Hou	W	p	0	0	-	0	0	
									Totals		5-3	2/0	0	0	0.0	0	0	0	

TRE McBRIDE'S NFL STATISTICS

REGULAR SEASON				RECEIVING					RUSHING				
Year	Team	GP	GS	No	Yds	Avg	Lg	TD	Att	Yds	Avg	Lg	TD
2015	Tennessee	7	0	2	8	4.0	7	1	1	8	8.0	8	0
2016	Tennessee	2	0	0	0	0.0	0	0	0	0	0.0	0	0
NFL Totals		9	0	2	8	4.0	7	1	1	8	8.0	8	0

Single-Game Highs

- Receptions - 2 vs. Houston (12/27/15)
- Receiving Yards - 8 vs. Houston (12/27/15)
- Long Reception - 7 vs. Houston (12/27/15)
- Touchdowns - 1 vs. Houston (12/27/15)
- Rushing Attempts - 1 at Indianapolis (1/3/15)
- Rushing Yards - 8 at Indianapolis (1/3/15)
- Long Rush - 8 at Indianapolis (1/3/15)

Additional Statistics

- Special Teams Tackles - 5 (2015)
- Kickoff Returns - 10 for 190 yards (2015)
- Special Teams Forced Fumble - 6 (2015)



23 BRICE MCCAIN

CORNERBACK • 5'9" • 190 LBS • COLLEGE: UTAH

ACQUIRED: FREE AGENT - 2016 • NFL EXPERIENCE (NFL/TITANS): 9/2

HOMETOWN: TERRELL, TEXAS

GAMES PLAYED/GAMES STARTED: 116/40 (PLAYOFFS: 3/2)



PRO: The Titans signed Brice McCain as a free agent early in the 2016 offseason to add competition and experience to the cornerback position. The 5-foot-9-inch, 190-pounder is a veteran defensive back that has seen time outside and as a nickel corner during his seven NFL seasons. Prior to arriving in Tennessee, the University of Utah product spent his first five NFL campaigns as a member of the Houston Texans. McCain has also seen action with the Pittsburgh Steelers and the Miami Dolphins.

CAREER HIGHLIGHTS:

- In 2016, McCain tied for second on the team with 12 passes defended and two interceptions in his first season with the Titans.
- In 2015, McCain saw action in 14 games in his only season in Miami and tallied 39 tackles, one interception and 10 passes defended.
- In 2014, McCain played in 14 games for the Pittsburgh Steelers and registered a career-best three interceptions to go along with 25 tackles and six passes defended.

TITANS TIDBITS:

- In 2014, McCain played with the Pittsburgh Steelers and worked with current Titans defensive coordinator Dick LeBeau. McCain kept his notes from playing in LeBeau's defense and referenced them when making the transition to Tennessee.

CAREER TRANSACTIONS:

- The Terrell, Texas, native was originally selected by the Houston Texans in the sixth round (188th overall) of the 2009 NFL Draft.
- Re-signed by the Texans as an unrestricted free agent on March 20, 2013.
- Released by the Texans on March 11, 2014.
- Signed by the Pittsburgh Steelers as a free agent on April 1, 2014.
- Signed by the Miami Dolphins as an unrestricted free agent on March 11, 2015.
- Released by the Dolphins on Feb. 16, 2016.
- Signed by the Titans as a free agent on March 2, 2016.

SEASON RECAPS:

2016 (16/10 - Tennessee): Played in all 16 games with 10 starts at cornerback in his first season with the Titans and tied for second on the team with 12 passes defended and two interceptions. Registered 44 tackles, including a stop for loss. Notched two special teams tackles. Led or tied for the team lead in passes defended twice in 2016 (at IND, at KC). Tied for the team lead in special teams tackles once in 2016 (vs. MIN).

- Against Minnesota (9/11), made his Titans debut as the nickel back and collected four tackles and a pass defended. Posted a special teams tackle on coverage units. Broke up a pass intended for Adam Thielen late in the second quarter.
- Against Oakland (9/25), started at nickelback and tallied two tackles and a pass defended. Broke up a deep pass intended for Seth Roberts in the third quarter.
- Against Indianapolis (10/23), saw significant action as a reserve at cornerback after Perrish Cox left the game in the second quarter with an injury and collected three tackles.
- Against Jacksonville (10/27), started at cornerback and posted two tackles and a pass defended. Broke up a pass intended for Allen Hurns early in the fourth quarter.
- Against Green Bay (11/13), started at nickelback and notched four tackles and an interception. Intercepted an Aaron Rodgers hail mary attempt on the final play of the first half and returned it 33 yards.
- At Indianapolis (11/20), played as a reserve at cornerback and recorded

a tackle and two passes defended, including an interception. Forced the Colts to kick a field goal by defending a third-and-16 pass intended for T.Y. Hilton in the fourth quarter. Gave the Titans' offense the ball back by intercepting an Andrew Luck pass intended for T.Y. Hilton in the final stanza.

- At Chicago (11/27), started at nickelback and registered a tackle and two passes defended. Notched a special teams tackle on coverage units. Defended a pass intended for Deonte Thompson in the end zone late in the fourth quarter.
- Against Denver (12/11), started at cornerback and collected three tackles, a stop for loss and a pass defended. Combined with DaQuan Jones to stuff Justin Forsett for a two-yard loss on a rush off right tackle in the fourth quarter. Forced the Broncos to kick a field goal by breaking up a third-and-16 pass intended for Bennie Fowler late in the fourth quarter.
- At Kansas City (12/18), started at cornerback and tallied five tackles and two passes defended. Ended a Chiefs' drive by stopping Jeremy Maclin for no gain on a third-and-three pass in the second quarter. Batted down a pass intended for Travis Kelce in the second quarter. Knocked down a pass intended for Albert Wilson at the goal line in the third stanza.

2015 (14/11 - Miami): Played in 14 games with 11 starts and recorded 39 tackles, one interception and 10 passes defended. Was inactive for two contests.

- At Washington (9/13), made his Dolphins debut with six tackles and an interception in the season-opening victory.
- Against N.Y. Giants (12/14), registered a season-high six solo tackles and had one pass defended.
- Against Indianapolis (12/27), matched his season high with two passes defended.
- Against New England (1/3), participated in his 100th career game with a start, three tackles and one pass defended.

2014 (14/9, 1/1 - Pittsburgh): Played in 14 games with nine starts in his lone season with the Steelers. Notched 24 tackles, three interceptions returned for 56 yards, including one for a touchdown, six passes defended and a fumble recovery. Was inactive for one game and did not play in another contest.

- At Jacksonville (10/5), posted his first interception of the season and the sixth of his NFL career, which he returned 22 yards for a score, marking his second career interception returned for a touchdown.
- Against Baltimore (11/2), registered his first career fumble recovery.
- Against Cincinnati (12/28), notched two interceptions, the first multi-interception game of his career.
- Against Baltimore (1/3), started in the team's Wild Card game and collected six tackles in the contest.

2013 (16/4 - Houston): Played in all 16 games with four starts and recorded 28 tackles, one interception and seven passes defended. Added four special teams tackles.

- Against Jacksonville (11/24), made his first start of the season and tallied three solo tackles and one pass defended.
- At Tennessee (12/29), started and made five solo tackles and two passes defended.

2012 (12/2, 0/0 - Houston): Played in 12 contests with two starts and tallied 19 tackles, a half sack, one interception returned for a career-long 86 yards and eight passes defended. Also registered five special teams tackles. Placed on injured reserve - designated for return with a foot injury on Dec. 4, 2012. Missed the final four regular season games and both

postseason contests.

- At N.Y. Jets (10/8), had two tackles, one interception and his first career half sack. Returned the interception 86 yards to set up a field goal.
- Against Baltimore (10/21), registered two tackles and two passes defended.

2011 (16/0, 2/1 - Houston): Played as a reserve in all 16 regular season games collected 25 tackles, two interceptions, one of which he returned for his first career touchdown, and 13 passes defended. Added three special teams tackles. Registered two or more passes defended in a game four times. Played in two playoff games with one start and posted two passes defended.

- At Tennessee (10/23), intercepted a Matt Hasselbeck pass and returned it 38 yards for his first career defensive touchdown. Also contributed three solo tackles and one pass defended.
- At Tampa Bay (11/13), intercepted a pass and returned it 10 yards to set-up a field goal. Also registered two passes defended.
- At Indianapolis (12/22), had a season-high seven tackles and registered two passes defended.
- Against Tennessee (1/1), registered a career-best three passes defended to go along with two solo tackles.
- Against Cincinnati (1/7), started in the AFC Wild Card game and registered two passes defended.

2010 (12/3 - Houston): Played in 12 games with three starts and notched 22 tackles and two passes defended. Was inactive for four games.

- Against Indianapolis (9/12), started and registered a season-high seven tackles.

2009 (16/1 - Houston): Played in all 16 games with one start at cornerback and tallied 11 tackles, one interception and three passes defended. Contributed four special teams tackles.

- Against Indianapolis (11/29), recorded his first career interception and first career pass defended.
- At Jacksonville (12/6), finished with a season-high five tackles.
- Against New England (1/3), made his first NFL start and registered a pass defended and on special teams tackle.

COLLEGE:

- Played in 49 games and made 39 starts in four seasons at Utah. Earned All-Mountain West Conference honors as a defensive back in 2007-08 and as a kick returner in 2006. Finished his career with 103 total tackles and

his 21 career passes defended are tied for sixth in school history. Returned 37 kickoffs in his career for 847 yards.

- As a senior (2008), started all 13 games at cornerback and earned first-team all-conference honors. Finished the season with 35 tackles, five passes defended and one interception.
- As a junior (2007), started all 13 games and earned second-team All-MWC honors. Finished the season with 11 passes defended, which ranked third in the conference and is tied for fifth-best in a single-season in school history. Recorded 28 tackles, one interception and one forced fumble.
- As a sophomore (2006), played in 13 games and made 12 starts. Was a named honorable mention all-conference as a kick returner. Led the team with five passes defended and collected 28 tackles. Averaged 22.4 yards per kick return, which ranked fourth in the conference.
- As a freshman (2005), appeared in 10 games as a true freshman and made one start and notched 12 total tackles.
- Majored in economics at Utah.

PERSONAL:

- Graduate of Terrell (Texas) High School where he earned all-state and all-area honors. Named all-district as a running back and a defensive back and was named county and team MVP.
- Also lettered in basketball and track and was part of a 400-meter relay team that finished second in the state.
- Earned academic all-MWC honors.
- Follow McCain on Twitter at @McCain21.
- Follow McCain on Instagram at @Kain21.
- Born Brice McCain on Dec. 10, 1986 in Dallas, Texas.

BRICE McCAIN'S GAME-BY-GAME

2009 Houston Texans

Date	Opp	W/L	P/S	Tot	Solo	Asst	Sk	- Yds	QBP	TFL	Int - Yds	-TD	PD	FF	FR - Yds	SpT	
Sept 13	NYJ	L	p	2	2	0	0.0	0.0	NA	NA	0	0	0	0	0	0	
Sept 20	@ Ten	W	p	0	0	0	0.0	0.0	NA	NA	0	0	0	0	0	0	
Sept 27	Jax	L	p	0	0	0	0.0	0.0	NA	NA	0	0	0	0	0	0	
Oct 4	Oak	W	p	1	1	0	0.0	0.0	NA	NA	0	0	0	0	0	0	
Oct 11	@ Ari	L	p	2	2	0	0.0	0.0	NA	NA	0	0	0	0	0	0	
Oct 18	@ Cin	W	p	0	0	0	0.0	0.0	NA	NA	0	0	0	0	0	0	
Oct 25	SF	W	p	0	0	0	0.0	0.0	NA	NA	0	0	0	0	0	0	
Nov 1	@ Buf	W	p	1	1	0	0.0	0.0	NA	NA	0	0	0	0	0	1	
Nov 8	@ Ind	L	p	0	0	0	0.0	0.0	NA	NA	0	0	0	0	0	0	
Nov 23	Ten	L	p	0	0	0	0.0	0.0	NA	NA	0	0	0	0	0	1	
Nov 29	Ind	L	p	0	0	0	0.0	0.0	NA	NA	1	0	0	1	0	0	
Dec 6	@ Jax	L	p	5	5	0	0.0	0.0	NA	NA	0	0	0	0	0	0	
Dec 13	Sea	W	p	0	0	0	0.0	0.0	NA	NA	0	0	0	1	0	0	
Dec 20	@ StL	W	p	0	0	0	0.0	0.0	NA	NA	0	0	0	0	0	0	
Dec 27	@ Mia	W	p	0	0	0	0.0	0.0	NA	NA	0	0	0	0	0	0	
Jan 3	NE	W	S	0	0	0	0.0	0.0	NA	NA	0	0	0	1	0	0	
Totals			9-7	16/1	11	11	0	0.0	0.0	NA	NA	1	0	0	3	0	4

2010 Houston Texans

Date	Opp	W/L	P/S	Tot	Solo	Asst	Sk	- Yds	QBP	TFL	Int - Yds	-TD	PD	FF	FR - Yds	SpT	
Sept 12	Ind	W	S	7	5	2	0.0	0.0	NA	NA	0	0	0	0	0	0	
Sept 19	@ Was	W	p	2	1	1	0.0	0.0	NA	NA	0	0	0	0	0	0	
Sept 26	Dal	L	p	3	3	0	0.0	0.0	NA	NA	0	0	0	0	0	0	
Oct 3	@ Oak	W	p	2	1	1	0.0	0.0	NA	NA	0	0	0	1	0	0	
Oct 10	NYG	L	p	2	2	0	0.0	0.0	NA	NA	0	0	0	0	0	0	
Oct 17	KC	W	S	0	0	0	0.0	0.0	NA	NA	0	0	0	1	0	0	
Nov 1	@ Ind	L	S	5	4	1	0.0	0.0	NA	NA	0	0	0	0	0	0	
Nov 7	SD	L	p	0	0	0	0.0	0.0	NA	NA	0	0	0	0	0	0	
Nov 14	@ Jax	L	p	1	1	0	0.0	0.0	NA	NA	0	0	0	0	0	0	
Nov 21	@ NYJ	L	p	0	0	0	0.0	0.0	NA	NA	0	0	0	0	0	1	
Nov 28	Ten	W	IA														
Dec 2	@ Phi	L	p	0	0	0	0.0	0.0	NA	NA	0	0	0	0	0	0	
Dec 13	Bal	L	IA														
Dec 19	@ Ten	L	IA														
Dec 26	@ Den	L	IA														
Jan 2	Jax	W	p	0	0	0	0.0	0.0	NA	NA	0	0	0	0	0	0	
Totals			6-10	12/3	22	17	5	0.0	0.0	NA	NA	0	0	0	2	0	3

BRICE MCCAIN'S GAME-BY-GAME

2011 Houston Texans

Date	Opp	W/L	P/S	Tot Solo Asst	Sk - Yds	QBP	TFL	Int - Yds	-TD	PD	FF	FR - Yds	SpT				
Sept 11	Ind	W	p	0	0	0.0	0.0	NA	NA	0	0	0	0	0			
Sept 18	@ Mia	W	p	0	0	0.0	0.0	NA	NA	0	0	0	0	1			
Sept 25	@ NO	L	p	0	0	0.0	0.0	NA	NA	0	0	0	0	0			
Oct 2	Pit	W	p	3	3	0.0	0.0	NA	NA	0	0	0	0	0			
Oct 9	Oak	L	p	1	1	0.0	0.0	NA	NA	0	0	0	0	0			
Oct 16	@ Bal	L	p	0	0	0.0	0.0	NA	NA	0	0	0	0	0			
Oct 23	@ Ten	W	p	3	3	0.0	0.0	NA	NA	1	38t	1	1	0	0	0	
Oct 30	Jac	W	p	3	3	0.0	0.0	NA	NA	0	0	0	0	0	0	0	
Nov 6	Cle	W	p	0	0	0.0	0.0	NA	NA	0	0	0	0	0	0	1	
Nov 13	@ TB	W	p	2	2	0.0	0.0	NA	NA	1	10	0	2	0	0	0	
Nov 27	@ Jac	W	p	2	2	0.0	0.0	NA	NA	0	0	0	1	0	0	1	
Dec 4	Atl	W	p	1	1	0.0	0.0	NA	NA	0	0	0	0	0	0	0	
Dec 11	@ Cin	W	p	1	1	0.0	0.0	NA	NA	0	0	0	0	0	0	0	
Dec 18	Car	L	p	0	0	0.0	0.0	NA	NA	0	0	0	0	0	0	0	
Dec 22	@ Ind	L	p	7	6	1	0.0	0.0	NA	NA	0	0	2	0	0	0	0
Jan 1	Ten	L	p	2	2	0	0.0	0.0	NA	NA	0	0	3	0	0	0	0
Totals				10-6 16/0	25 24	1 0.0 0.0	NA NA	2 48	1 13	0 0	0 0	0 0	0 3				

Playoffs

Jan 7	Cin	W	S	0	0	0.0	0.0	NA	NA	0	0	0	2	0	0	0	0
Jan 15	@ Bal	L	p	0	0	0.0	0.0	NA	NA	0	0	0	0	0	0	0	0
Totals				1-1 2/1	0 0	0 0.0 0.0	NA NA	0 0	0 0	2 0	0 0	0 0	0 0				

2012 Houston Texans

Date	Opp	W/L	P/S	Tot Solo Asst	Sk - Yds	QBP	TFL	Int - Yds	-TD	PD	FF	FR - Yds	SpT				
Sept 9	Mia	W	p	4	3	1	0.0	0.0	NA	NA	0	0	0	0	0	0	2
Sept 16	@ Jax	W	p	0	0	0.0	0.0	NA	NA	0	0	0	0	0	0	0	1
Sept 23	@ Den	W	p	1	1	0.0	0.0	NA	NA	0	0	0	1	0	0	0	0
Sept 30	Ten	W	p	1	1	0.0	0.0	NA	NA	0	0	0	0	0	0	0	0
Oct 8	@ NYJ	W	p	2	1	1	0.5	4.0	NA	NA	1	86	0	1	0	0	0
Oct 14	GB	L	S	2	2	0.0	0.0	NA	NA	0	0	0	1	0	0	0	1
Oct 21	Bal	W	p	1	0	1	0.0	0.0	NA	NA	0	0	2	0	0	0	0
Nov 4	Buf	W	p	3	3	0.0	0.0	NA	NA	0	0	0	1	0	0	0	1
Nov 11	@ Chi	W	p	0	0	0.0	0.0	NA	NA	0	0	0	0	0	0	0	0
Nov 18	Jax	W	p	2	2	0.0	0.0	NA	NA	0	0	0	1	0	0	0	0
Nov 22	@ Det	W	p	3	2	1	0.0	0.0	NA	NA	0	0	0	0	0	0	0
Dec 2	@ Ten	W	S	0	0	0.0	0.0	NA	NA	0	0	0	1	0	0	0	0
Dec 10	@ NE	L															
Dec 16	Ind	W	IRR														
Dec 23	Min	L	IRR														
Dec 30	@ Ind	L	IRR														
Totals				12-4 12/2	19 15	4 0.5 4.0	NA NA	1 86	0 8	0 0	0 0	0 0	0 5				

Playoffs

Jan 5	Cin	W	IRR														
Jan 13	@ NE	L	IRR														
Totals				1-1 0/0	0 0	0 0.0 0.0	NA NA	0 0	0 0	0 0	0 0	0 0	0 0				

2013 Houston Texans

Date	Opp	W/L	P/S	Tot Solo Asst	Sk - Yds	QBP	TFL	Int - Yds	-TD	PD	FF	FR - Yds	SpT				
Sept 9	@ SD	W	p	0	0	0.0	0.0	NA	NA	0	0	0	0	0	0	1	
Sept 15	Ten	W	p	0	0	0.0	0.0	NA	NA	0	0	0	0	0	0	1	
Sept 22	@ Bal	L	p	1	0	1	0.0	0.0	NA	NA	0	0	0	0	0	0	0
Sept 29	Sea	L	p	0	0	0.0	0.0	NA	NA	0	0	0	0	0	0	0	0
Oct 6	@ SF	L	p	1	0	1	0.0	0.0	NA	NA	0	0	0	0	0	0	0
Oct 13	StL	L	p	0	0	0.0	0.0	NA	NA	0	0	0	0	0	0	1	0
Oct 20	@ KC	L	p	2	2	0.0	0.0	NA	NA	0	0	0	1	0	0	0	0
Nov 3	Ind	L	p	1	0	1	0.0	0.0	NA	NA	0	0	1	0	0	0	0
Nov 10	@ Ari	L	p	2	1	1	0.0	0.0	NA	NA	0	0	0	0	0	0	0
Nov 17	Oak	L	p	1	0	1	0.0	0.0	NA	NA	0	0	0	0	0	0	0
Nov 24	Jax	L	S	3	2	1	0.0	0.0	NA	NA	0	0	1	0	0	0	0
Dec 1	NE	L	p	3	3	0.0	0.0	NA	NA	0	0	0	0	0	0	0	1
Dec 5	@ Jax	L	p	4	3	1	0.0	0.0	NA	NA	0	0	0	0	0	0	0
Dec 15	@ Ind	L	S	1	1	0.0	0.0	NA	NA	0	0	0	0	0	0	0	0
Dec 22	Den	L	S	4	4	0.0	0.0	NA	NA	0	0	2	0	0	0	0	0
Dec 29	@ Ten	L	S	5	5	0.0	0.0	NA	NA	1	0	2	0	0	0	0	0
Totals				2-14 16/4	28 21	7 0.0 0.0	NA NA	1 0	0 7	0 0	0 0	0 0	0 4				

2014 Pittsburgh Steelers

Date	Opp	W/L	P/S	Tot Solo Asst	Sk - Yds	QBP	TFL	Int - Yds	-TD	PD	FF	FR - Yds	SpT					
Sept 7	Cle	W	IA															
Sept 11	@ Bal	L	DNP															
Sept 21	@ Car	W	p	0	0	0.0	0.0	NA	NA	0	0	0	0	0	0	0		
Sept 28	TB	L	p	1	1	0.0	0.0	NA	NA	0	0	0	1	0	0	0	0	
Oct 5	@ Jax	W	p	0	0	0.0	0.0	NA	NA	1	22	1	1	0	0	0	0	
Oct 12	@ Cle	L	p	0	0	0.0	0.0	NA	NA	0	0	0	0	0	0	0	0	
Oct 20	Hou	W	S	1	0	1	0.0	0.0	NA	NA	0	0	0	1	0	0	0	
Oct 26	Ind	W	S	2	2	0.0	0.0	NA	NA	0	0	0	0	0	0	0	0	
Nov 2	Bal	W	S	4	3	1	0.0	0.0	NA	NA	0	0	0	0	0	1	26	0
Nov 9	@ NYJ	L	S	4	1	3	0.0	0.0	NA	NA	0	0	0	0	0	0	0	0
Nov 17	@ Ten	W	S	1	0	1	0.0	0.0	NA	NA	0	0	0	0	0	0	0	0
Nov 30	NO	L	S	0	0	0.0	0.0	NA	NA	0	0	0	1	0	0	0	0	0
Dec 7	@ Cin	W	p	2	2	0.0	0.0	NA	NA	0	0	0	0	0	0	0	0	0
Dec 14	@ ATL	W	S	3	1	2	0.0	0.0	NA	NA	0	0	0	0	0	0	0	0
Dec 21	KC	W	S	3	3	0.0	0.0	NA	NA	0	0	0	0	0	0	0	0	0
Dec 28	Cin	W	S	3	3	0.0	0.0	NA	NA	2	34	0	2	0	0	0	0	0
Totals				11-5 14/9	24 16	8 0.0 0.0	NA NA	3 56	1 6	0 1	6 0	1 26	0					

Playoffs

Jan 3	Bal	L	S	6	5	1	0.0	0.0	NA	NA	0	0	0	0	0	0	0	0
Totals				0-1 1/1	6 5	1 0.0 0.0	NA NA	0 0	0 0	0 0	0 0	0 0	0 0					

2015 Miami Dolphins

Date	Opp	W/L	P/S	Tot Solo Asst	Sk - Yds	QBP	TFL	Int - Yds	-TD	PD	FF	FR - Yds	SpT					
Sept 13	@ Was	W	S	6	2	4	0.0	0.0	NA	NA	1	0	0	1	0	0	0	0
Sept 20	@ Jax	L	S	2	1	1	0.0	0.0	NA	NA	0	0	0	1	0	0	0	0
Sept 27	Buf	L	S	5	5	0.0	0.0	NA	NA	0	0	0	0	0	0	0	0	0
Oct 4	NYJ	L	S	4	3	1	0.0	0.0	NA	NA	0	0	0	1	0	0	0	0
Oct 18	@ Ten	W	S	1	0	1	0.0	0.0	NA	NA	0	0	0	0	0	0	0	0
Oct 25	Hou	W	IA															
Oct 29	@ NE	L	IA															
Nov 8	@ Buf	L	p	1	1	0	0.0	0.0	NA	NA	0	0	0	0	0	0	0	0
Nov 15	@ Phi	W	S	2	2	0	0.0	0.0	NA	NA	0	0	0	0	0	0	0	0
Nov 22	Dal	L	p	0	0	0.0	0.0	NA	NA	0	0	0	0	0	0	0	0	0
Nov 29	@ NYJ	L	S	4	4	0.0	0.0	NA	NA	0	0	0	0	0	0	0	0	0
Dec 6	Bal	W	p	2	2	0.0	0.0	NA	NA	0	0	0	1	0	0	0	0	0
Dec 14	NYG	L	S	6	6	0.0	0.0	NA	NA	0	0	0	1	0	0	0	0	0
Dec 20	@ SD	L	S	0	0	0.0	0.0	NA	NA	0	0	0	2	0	0	0	0	0
Dec 27	Ind	L	S	3	3	0.0	0.0	NA	NA	0	0	0	2	0	0	0	0	0
Jan 3	NE	W	S	3	2	1	0.0	0.0	NA	NA	0	0	1	0	0	0	0	0
Totals				6-10 14/11	39 31	8 0.0 0.0	NA NA											

BRICE McCAIN'S NFL STATISTICS

REGULAR SEASON		TACKLES									INTERCEPTIONS					FUMBLES			
Year	Team	GP	GS	Tot	Solo	Asst	Sk	Yds	QBP	TFL	No	Yds	Lg	TD	PD	FF	FR	Yds	SpT
2009	Houston	16	1	11	11	0	0.0	0.0	NA	NA	1	0	0	0	3	0	0	0	4
2010	Houston	12	3	22	17	5	0.0	0.0	NA	NA	0	0	0	0	2	0	0	0	3
2011	Houston	16	0	25	24	1	0.0	0.0	NA	NA	2	48	38t	1	13	0	0	0	3
2012	Houston	12	2	19	15	4	0.5	4.0	NA	NA	1	86	86	0	8	0	0	0	5
2013	Houston	16	4	28	21	7	0.0	0.0	NA	NA	1	0	0	0	7	0	0	0	4
2014	Pittsburgh	14	9	24	16	8	0.0	0.0	NA	NA	3	56	31	1	6	0	1	26	0
2015	Miami	14	11	39	31	8	0.0	0.0	NA	NA	1	0	0	0	10	0	0	0	0
2016	Tennessee	16	10	44	37	7	0.0	0.0	0	1	2	33	33	0	12	0	0	0	2
NFL Totals		116	40	212	172	40	0.5	4.0	0	1	11	223	86	2	61	0	1	26	21

PLAYOFFS		TACKLES									INTERCEPTIONS					FUMBLES			
Year	Team	GP	GS	Tot	Solo	Asst	Sk	Yds	QBP	TFL	No	Yds	Lg	TD	PD	FF	FR	Yds	SpT
2011	Houston	2	1	0	0	0	0.0	0.0	NA	NA	0	0	0	0	2	0	0	0	0
2012	Houston	0	0	0	0	0	0.0	0.0	NA	NA	0	0	0	0	0	0	0	0	0
2014	Pittsburgh	1	1	6	5	1	0.0	0.0	NA	NA	0	0	0	0	0	0	0	0	0
Playoff Totals		3	2	6	5	1	0.0	0.0	NA	NA	0	0	0	0	2	0	0	0	0

Single-Game Highs

Tackles - 7 (Twice, last at Indianapolis 12/22/11)
 Interceptions - 2 vs. Cincinnati (12/28/14)
 Interception Long - 86 at N.Y. Jets (10/8/12)
 Sacks - 0.5 at N.Y. Jets (10/8/12)
 Passes Defensed - 3 vs. Tennessee (1/1/12)
 Fumble Recovery - 1 vs. Baltimore (11/2/14)

Playoff Single-Game Highs

Tackles - 6 vs. Baltimore (1/3/15)
 Passes Defensed - 2 vs. Cincinnati (1/7/12)

Additional Statistics

Touchdowns - 2, 22-yard interception return at Jacksonville (10/5/14); 38-yard interception at Tennessee (10/23/11)



2 MEKALE MCKAY

WIDE RECEIVER • 6'5" • 210 LBS • COLLEGE: CINCINNATI

ACQUIRED: FREE AGENT - 2017

NFL EXPERIENCE (NFL/TITANS): 2/1 • HOMETOWN: LOUISVILLE, KY.

GAMES PLAYED/GAMES STARTED: 0/0 (PLAYOFFS: 0/0)



PRO: The Titans added free agent wide receiver Mekale McKay during the 2017 offseason to provide depth and competition in the receiving corps. He originally signed with the Indianapolis Colts as a rookie free agent following the 2016 NFL Draft, but has since spent time with the Jacksonville Jaguars and Denver Broncos. A three-year contributor to the Cincinnati offense, the 6-foot-5-inch, 210-pounder terrorized opposing secondaries and finished his career with 87 receptions for 1,717 yards and 17 touchdowns.

TITANS TIDBITS:

- McKay was a standout high school athlete in both football and basketball. He received collegiate interest for his skill on the field and on the court.

CAREER TRANSACTIONS:

- The Louisville, Ky. native signed with the Indianapolis Colts as a rookie free agent on May 2, 2016.
- Waived by the Colts on Sept. 3, 2016.
- Signed by the Jacksonville Jaguars to the team's practice squad on Nov. 29, 2016.
- Signed by the Denver Broncos to a futures contract on Jan. 12, 2017.
- Waived by the Broncos on May 4, 2017.
- Signed by the Titans as a free agent on June 6, 2017.

SEASON RECAPS:

2016 (0/0 - Jacksonville): Signed with the Colts as a rookie free agent following the 2016 Draft but was waived during training camp roster cuts. Signed by the Jacksonville Jaguars to the practice squad in Week 13 where he remained for the duration of the season.

COLLEGE:

- Appeared in 38 games over three seasons (2013-15) at Cincinnati and

tallied 87 receptions for 1,717 yards and 17 touchdowns. Also played at Arkansas for one year (2012) where he appeared in 12 games with 10 starts and caught 21 passes for 317 yards and two touchdowns.

- As a senior (2015), saw action in 11 games and posted 25 receptions for 494 yards and two touchdowns for the Bearcats.

- As a junior (2014), played in 13 games and registered career-highs in receptions with 44, receiving yards with 725 and receiving touchdowns with eight. Also averaged 16.4 yards per catch.

- As a sophomore (2013), appeared in 13 games in his first season as a Bearcat. Totaled 485 receiving yards on 16 catches with seven touchdowns.

- As a freshman (2012), played in all 12 games with 10 starts in his lone season at Arkansas. Recorded 21 catches for 317 yards and two touchdowns on the season. McKay's 317 yards were second on the team and he tied for fourth on the team in both catches and touchdown receptions.

PERSONAL:

- Attended Moore (Ky.) High School where he totaled 38 receptions for 894 yards and 13 touchdowns as a senior.

- As a junior, was named a first-team all-district selection and an all-region performer.

- Ranked as the No. 2 overall prospect in Kentucky and the No. 48 wide receiver in the country by 247Sports.com.

- McKay also earned second-team all-state recognition in basketball by ESPN.com.

- Grandson of Lillian Johnson.

- Born Mekale McKay on Aug. 4, 1993 in Louisville, Ky.

MEKALE MCKAY'S NFL STATISTICS

REGULAR SEASON		RECEIVING				RUSHING							
Year	Team	GP	GS	No	Yds	Avg	Lg	TD	Att	Yds	Avg	Lg	TD
2016	Jacksonville	0	0										
NFL Totals		0	0										



91 DERRICK MORGAN

OUTSIDE LINEBACKER • 6'4" • 261 LBS

COLLEGE: GEORGIA TECH • ACQUIRED: 1ST ROUND - 2010

NFL EXPERIENCE (NFL/TITANS): 8/8 • HOMETOWN: COATESVILLE, PA.

GAMES PLAYED/GAMES STARTED: 91/80 (PLAYOFFS: 0/0)



PRO: Derrick Morgan was drafted by the Titans with the 16th overall pick in the 2010 NFL Draft, and since then, he has become a consistent presence on the defense, first as a defensive end and more recently as a 3-4 outside linebacker. His 36.5 sacks from 2010–2016 led the Titans. Morgan combines with Brian Orakpo to make a formidable duo as the team's starting outside linebackers. The 6-foot-4-inch, 261-pounder put together the best season of his career in 2016, registering nine sacks, 56 quarterback pressures and 50 tackles. Morgan is an explosive defender equally adept at rushing the passer and stopping the run. The Georgia Tech product has a reputation as a gritty player with a non-stop motor, and he has the ability to play on either side of the defensive line or at outside linebacker.

CAREER HIGHLIGHTS:

- In 2016, tallied a team-leading 56 quarterback pressures. Morgan also recorded a career-high 9.0 sacks, which ranked second on the team and tied for ninth in the AFC.
- In 2015, Morgan recorded 4.5 sacks in the first four games of the season. Since 1982, Morgan's sack total tied for the fourth-best mark for the franchise in a season's first four games. However, Morgan later battled a shoulder injury and was limited to 10 games before being placed on injured reserve.
- In his first season at outside linebacker in 2014, Morgan led the team with 6.5 sacks and tied for the team lead and set career-best marks with 26 quarterback pressures and 13 tackles for loss. He also posted a career-high 82 tackles, nine passes defended and two forced fumbles.
- In 2013, Morgan finished second on the Titans with six sacks and eight quarterback pressures.
- In 2012, Morgan led the team with 6.5 sacks and 19 quarterback pressures, while also posting a career-high 66 tackles.
- In 2011, Morgan appeared in 15 games and led the team with 20 quarterback pressures. He also tallied 47 tackles, 2.5 sacks, three tackles for loss and two passes defended.
- As a rookie in 2010, saw action in four games and amassed 10 tackles and 1.5 sacks before being placed on season-ending injured reserve.
- In 2009, Morgan's junior year, he won Conference Defensive Player of the Year honors after leading the ACC with 12.5 sacks and finishing second in the conference with 18.5 tackles for loss.

TITANS TIDBITS:

- Morgan is a 2016 graduate of the University of Miami's Executive MBA for Artists and Athletes program.
- Morgan helped deliver his daughter at home in April 2015.
- Morgan changed his jersey number from 90 to 91 during the 2012 offseason. He is familiar with the number 91, having worn it during his three seasons at Georgia Tech. Former Titans defensive lineman Jason Jones wore 91 in Morgan's first two seasons with the club.
- Morgan credits his mother, Pamela Sweigart, as his primary role model in life. He also says that she should be credited with his football success, since, even as a single parent, she managed to take him to every practice and every game during his youth.

CAREER TRANSACTIONS:

- The Coatesville, Pa., native was selected by the Titans in the first round (16th overall) of the 2010 NFL Draft.

SEASON RECAPS:

2016 (15/15): Started 15 games at outside linebacker and ranked second on the squad and tied for ninth in the AFC with a career-best nine sacks.

Led the squad with 56 quarterback pressures. Compiled 50 tackles, including four stops for loss and a pass defended. Was inactive for one contest. Led or tied for the team lead in sacks six times in 2016 (at MIA, vs. CLE, vs. IND, vs. JAX, at IND, vs. DEN). Led or tied for the team lead in quarterback pressures eight times in 2016 (vs. CLE, vs. IND, at SD, vs. GB, at IND, at CHI, at JAX, vs. HOU). Registered a career-high nine quarterback pressures at Indianapolis (11/20/16) and at Jacksonville (12/24/16).

- At Miami (10/9), started at outside linebacker and registered four tackles, including two sacks and two quarterback pressures. Dropped Ryan Tannehill for a seven-yard sack in the first quarter. Sacked Tannehill for a two-yard loss midway through the third quarter.
- Against Cleveland (10/16), started at outside linebacker and notched three tackles, including a sack and a team-best and career-high five quarterback pressures. Shot through the line and dropped Cody Kessler for a 10-yard sack late in the fourth quarter.
- Against Indianapolis (10/23), started at outside linebacker and collected four tackles, 1.5 sacks, three quarterback pressures and a tackle for loss. Dropped Andrew Luck for a six-yard sack late in the second quarter. Forced a Colts' field goal by combining with Karl Klug to sack Andrew Luck for a six-yard loss in the third quarter.
- Against Jacksonville (10/27), started at outside linebacker and posted a sack and a quarterback pressure. Ended a Jaguars' drive by dropping Blake Bortles for a six-yard sack on third-and-20, marking his fourth consecutive game with at least one sack.
- At San Diego (11/6), started at outside linebacker and tallied four tackles, including a stop for loss and a team-best four quarterback pressures. Stonewalled Melvin Gordon for a four-yard loss on a rush up the middle in the second quarter.
- Against Green Bay (11/13), started at outside linebacker and notched two tackles, including a sack and tied the team lead with four quarterback pressures. Sacked Aaron Rodgers for a nine-yard loss in the fourth quarter.
- At Indianapolis (11/20), started at outside linebacker and recorded four tackles, 1.5 sacks and a career-best nine quarterback pressures. Combined with Wesley Woodyard to stuff Frank Gore for no gain on a rush up the middle in the second stanza. Dropped Andrew Luck for a five-yard sack early in the third quarter. Halted a Colts' drive by stonewalling Gore for no gain on a third-and-one rush up the middle in the third quarter. Teamed with Austin Johnson to sack Luck for a six-yard loss in the fourth quarter.
- Against Denver (12/11), started at outside linebacker and collected a tackle, a sack and three quarterback pressures. Ended the Broncos' first drive by sacking Trevor Siemian for a six-yard sack on third-and-one.
- At Jacksonville (12/24), started at outside linebacker and posted six tackles, including a stop for loss and a career-best-tying nine quarterback pressures. Stuffed Chris Ivory for a five-yard loss on a rush off right end in the third quarter.
- Against Houston (1/1), started at outside linebacker and registered seven tackles and a team-high eight quarterback pressures.

2015 (10/9): Played in 10 games with nine starts at outside linebacker and registered 34 tackles, 4.5 sacks, 13 quarterback pressures, six tackles for loss, two passes defended and a forced fumble. Was inactive for three games before being placed on injured reserve on Dec. 17, 2015. Led or tied for the team lead in sacks three times in 2015 (at TB, at CLE, vs. BUF). Tied for the team lead in quarterback pressures twice (vs. BUF, at HOU). Tied for the team lead in passes defended twice (vs. IND, at HOU). Tied a career-high with two sacks at Tampa Bay (9/13/15) and became the third player in the Titans era (1999–present) to reach 25 sacks with the club.

- At Tampa Bay (9/13), started at outside linebacker and tied a career-high with two sacks. Collected seven tackles, two quarterback pressures and two tackles for loss. Pushed a Bucs offensive lineman into Jameis Winston and notched a 14-yard sack in the third quarter. Dropped Winston for a two-yard sack in the third quarter.
- At Cleveland (9/20), started at outside linebacker and amassed seven tackles, including a sack, forced fumble and a stop for loss. Combined with Da'Norris Searcy to stop Duke Johnson for no gain on a rush off right guard in the third quarter. Halted a Cleveland drive by sacking Johnny Manziel and forcing a fumble that was recovered by the Browns on third-and-five on the final play of the third quarter.
- Against Indianapolis (9/27), started at outside linebacker and totaled a tackle, a quarterback pressure and a pass defended. Ended a Colts' drive by knocking down a third-and-four pass intended for Tyler Varga late in the third quarter.
- Against Buffalo (10/11), started at outside linebacker and posted three tackles, including 1.5 sacks, two quarterback pressures and a stop for loss. Halted a Bills' drive by teaming with Jurrell Casey to drop Tyrod Taylor for a five-yard sack on third-and-10 in the second quarter. Ended a Bills' drive by sacking Taylor for an 11-yard loss late in the fourth quarter.
- Against Atlanta (10/25), started at outside linebacker and amassed three tackles, including a stop for loss and two quarterback pressures. Stuffed Tevin Coleman for a one-yard loss on a rush off right tackle in the first quarter.
- At Houston (11/1), started at outside linebacker and registered three tackles, including three quarterback pressures and a pass defended. Batted down a pass intended for DeAndre Hopkins on the first play from scrimmage. Combined with DaQuan Jones to stop Alfred Blue for no gain on a rush off right tackle in the second quarter.

2014 (16/16): Started all 16 games at outside linebacker and led the team with 6.5 sacks. Tied for the team lead and set career-best marks with 26 quarterback pressures and 13 tackles for loss. Posted a career-high 82 tackles, nine passes defended and two forced fumbles. Led or tied for the team lead in tackles twice in 2014 (at PHI, at JAX). Led or tied for the team lead in quarterback pressures eight times in 2014 (at KC, vs. DAL, at IND, vs. CLE, vs. JAX, at WAS, at BAL, at JAX). Led or tied for the team lead in sacks five times in 2014 (at WAS, at BAL, at PHI, vs. NYJ, at JAX). Tied for the team lead in passes defended three times in 2014 (at KC, at BAL, at JAX).

- At Kansas City (9/7), started at outside linebacker and collected four tackles. Tied for the team lead with a career-high tying four quarterback pressures and two passes defended. Knocked down a pass intended for Travis Kelce in the second quarter. Batted down a pass intended for Donnie Avery in the final stanza.
- Against Dallas (9/14), started at outside linebacker and notched five solo tackles and a team-best two quarterback pressures. Stuffed DeMarco Murray for no gain on a rush off right tackle in the second quarter. Teamed with Wesley Woodyard to stop Murray for no gain on a rush off left guard in the third quarter. Stopped DeMarco Murray for no gain on a rush off right guard in the fourth quarter.
- Against Jacksonville (10/12), started at outside linebacker and totaled two tackles, a team-high four quarterback pressures and a pass defended. Batted down a pass intended for Cecil Shorts III on the final drive in the fourth quarter.
- At Washington (10/19), started at outside linebacker and collected seven tackles, including a sack, a forced fumble, two quarterback pressures and two stops for loss. Strip-sacked Kirk Cousins and the fumble was recovered by Avery Williamson in the first quarter. Stonewalled Roy Helu for a three-yard loss on a short pass in the second quarter. Stuffed Roy Helu for a one-yard loss on a rush off right guard late in the fourth quarter.
- At Baltimore (11/9), started at outside linebacker and tallied five tackles, including a sack, a stop for loss, two quarterback pressures and a pass defended. Deflected a pass intended for Crockett Gillmore in the second stanza. Dropped Joe Flacco for an eight-yard sack on the final play of the first half.
- Against Pittsburgh (11/17), started at outside linebacker and notched six tackles, including a half sack and a pass defended. Teamed with Avery Williamson to sack Ben Roethlisberger for a one-yard loss in the second quarter.
- At Philadelphia (11/23), started at outside linebacker and led the team with a career-high 13 tackles, including a sack, three stops for loss and two quarterback pressures. Dropped LeSean McCoy for a one-yard loss on a rush off right end in the third stanza. Sacked Marck Sanchez for a two-yard loss in the fourth quarter. Stuffed Chris Polk for a two-yard loss

on the third-and-five run late in the fourth quarter.

- At Houston (11/30), started at outside linebacker and notched six tackles, including two stops for loss and a quarterback pressure. Pounced on Ryan Fitzpatrick for a four-yard loss on a rush up the middle in the first quarter. Teamed with Avery Williamson to stop Damaria Johnson for a seven-yard loss on a reverse in the fourth quarter.
- Against N.Y. Jets (12/14), started at outside linebacker and collected six tackles, including a sack, a stop for loss and a quarterback pressure. Dropped Geno Smith for a nine-yard sack in the fourth quarter.
- At Jacksonville (12/18), started at outside linebacker and tied for the team lead with six tackles, including two sacks, a forced fumble, a stop for loss, a pass defended and a quarterback pressure. Came off the edge and strip-sacked Blake Bortles for a six-yard loss but the fumble was recovered by the Jaguars in the second quarter. Deflected a pass intended for Allen Hurns late in the second quarter. Ended a Jaguars' drive by dropping Bortles for a six-yard sack on third-and-10 in the fourth quarter.
- Against Indianapolis (12/28), started at outside linebacker and tallied seven tackles, including a team-high three stops for loss and a quarterback pressure. Stuffed Dan Herron for no gain on a rush off right tackle in the third quarter. Tackled Zurlon Tipton for no gain on a third-and-one rush in the fourth quarter. On the next play, stonewalled Tipton for a one-yard loss on a fourth-and-one rush. Nailed Tipton for no gain on a rush off right guard in the final stanza.

2013 (15/14): Played in 15 games with 14 starts at defensive end and ranked second on the team with six sacks and eight quarterback pressures. Registered 54 tackles, including three stops for loss, a pass defended, a forced fumble and a fumble recovery. Led or tied for the team lead in sacks five times in 2013 (at HOU, vs. JAX, vs. IND, at JAX, vs. HOU). Led or tied for the team lead in quarterback pressures six times in 2013 (at PIT, at HOU, vs. SD, vs. NYJ, vs. JAX, vs. IND).

- At Pittsburgh (9/8), started at defensive end and tallied four tackles, including a sack and two quarterback pressures. Dropped Ben Roethlisberger for a five-yard sack on the final play of the first half.
- At Houston (9/15), started at defensive end and compiled four tackles, including a sack, a stop for loss and a quarterback pressure. Stonewalled Arian Foster for a three-yard loss on a rush off left tackle in the third quarter. Dropped Matt Schaub for a seven-yard sack in the fourth quarter.
- Against N.Y. Jets (9/29), started at defensive end and posted four tackles, including a stop for loss and two quarterback pressures. Combined with Michael Griffin to stonewall Alex Green for a two-yard loss on a fourth-and-one toss in the fourth quarter.
- At St. Louis (11/3), started at defensive end and collected two tackles and a fumble recovery. Recovered a Kellen Clemens fumble at the Rams' 19-yard line after a Jurrell Casey strip-sack in the fourth quarter.
- Against Jacksonville (11/10), started at defensive end and notched eight tackles, a sack, a tackle for loss and a quarterback pressure. Stuffed Maurice Jones-Drew for no gain on a rush up the middle in the second quarter. Teamed with Sammie Hill to stuff Jones-Drew for a two-yard loss on a carry off left tackle in the second quarter. Halted a Jaguars' drive by dropping Chad Henne for a nine-yard sack on third-and-six in the fourth quarter. Combined with Michael Griffin to stuff Jones-Drew for a two-yard loss on a rush off right end in the fourth quarter.
- Against Indianapolis (11/14), started at defensive end and compiled five tackles, including a sack and a quarterback pressure. Forced the Colts to settle for a field goal by dropping Andrew Luck for a three-yard sack on third-and-five late in the second quarter.
- At Indianapolis (12/1), started at defensive end and amassed three tackles and a forced fumble. During a Jurrell Casey sack forced an Andrew Luck fumble but the ball was recovered by the Colts in the second quarter.
- At Jacksonville (12/22), started at defensive end and tied for the team lead with a career-high nine tackles, including a sack. Sacked Chad Henne for a seven-yard loss in the third quarter.
- Against Houston (12/29), started at defensive end and tallied four tackles, including a sack. Dropped Matt Schaub for a six-yard sack in the fourth quarter.

2012 (16/16): Started all 16 games at defensive end for the first time in his career. Led the team with 6.5 sacks and 19 quarterback pressures. Also posted a career-high 66 tackles, five tackles for loss, five passes defended, a forced fumble and a fumble recovery. Tied a career-best with eight tackles against New England (9/9/12). Led or tied for the team lead in sacks three times in 2012 (at SD, vs. PIT, vs. JAX). Led or tied for the team lead in quarterback pressures seven times in 2012 (vs. DET, vs. PIT, vs. CHI, at MIA, at JAX, vs. NYJ, at GB). Tied for the team lead in passes

defensed once in 2012 (at BUF).

- Against New England (9/9), started at defensive end and tied a career-high with eight tackles, including a stop for loss. Stopped Stevan Ridley for a one-yard loss on a rush off right end early in the third quarter. Stuffed Brandon Bolden for no gain on a rush off left tackle late in the fourth quarter.
- At San Diego (9/16), started at defensive end and totaled five tackles, including a sack, a tackle for loss and a quarterback pressure. Teamed with Robert Johnson to stop Curtis Brinkley for a third-yard loss on a rush off right end in the first stanza. Stopped Eddie Royal for a two-yard loss on a short pass in the second quarter. Ended a Chargers' drive by sacking Philip Rivers for a five-yard loss on third-and-four late in the second quarter.
- Against Pittsburgh (10/11), started at defensive end and posted two tackles, including a sack, a stop for loss, two quarterback pressures and a pass defensed. Knocked down a pass intended for Antonio Brown in the second quarter. Ended a Steelers' drive by sacking Ben Roethlisberger for a seven-yard loss on third-and-six in the second quarter. Teamed with Kamerion Wimbley to stop Baron Batch for no gain on a rush up the middle early in the fourth quarter. Stonewalled Batch for a one-yard loss on a rush up the middle in the fourth quarter.
- At Buffalo (10/21), started at defensive end and posted five tackles, a fumble recovery and a pass defensed. Teamed with Kamerion Wimbley to stuff C.J. Spiller for a three-yard loss on a rush off right guard in the second stanza. Batted down a pass intended for Fred Jackson in the second quarter. Pounced on a fumble at the Buffalo 32-yard line after Kamerion Wimbley came off the edge and strip-sacked Ryan Fitzpatrick early in the third quarter. Helped get the Titans' offense the ball back late in the fourth quarter by pressuring Ryan Fitzpatrick on a third-and-seven pass that was then intercepted by Jason McCourty along the sideline.
- Against Indianapolis (10/28), started at defensive end and tallied two tackles, a half sack, a forced fumble, a quarterback pressure and a pass defensed. Batted down a pass intended for Reggie Wayne at the line of scrimmage in the second quarter. Combined with Kamerion Wimbley to drop Andrew Luck for a four-yard sack and forced a fumble that was recovered by the Colts in the second quarter.
- At Miami (11/11), started at defensive end and recorded three tackles, a team-best four quarterback pressures, a tackle for loss and a pass defensed. Stonewalled Reggie Bush for a three-yard loss on a rush off right tackle in the first quarter. Batted down a pass at the line of scrimmage that was intended for Lamar Miller in the second quarter.
- At Indianapolis (12/9), started at defensive end and tallied three tackles, including a sack. Halted a Colts' drive by dropping Andrew Luck for a eight-yard sack on third-and-seven in the second quarter.
- Against N.Y. Jets (12/17), started at defensive end and registered four tackles, including a sack and two quarterback pressures. Sacked Mark Sanchez for a seven-yard loss in the second quarter.
- Against Jacksonville (12/30), started at defensive end and recorded three tackles, including two sacks. Stonewalled Keith Toston for no gain on a Wildcat run in the first quarter. Combined with Kamerion Wimbley to sack Chad Henne for a seven-yard loss in the second quarter. Ended a Jaguars' drive by sacking Chad Henne for a six-yard loss on third-and-five late in the second quarter. Halted a Jaguars' drive by teaming with Akeem Ayers to drop Chad Henne for a six-yard sack on third-and-12 in the fourth quarter.

2011 (15/10): Appeared in 15 games with 10 starts and led the team with 20 quarterback pressures. Added 47 tackles, 2.5 sacks, three tackles for loss and two passes defensed. Tied for the team lead in tackles once in 2011 (at IND). Tied for the team lead in sacks twice in 2011 (vs. BAL, at CLE). Led or tied for the team lead in quarterback pressures six times in 2011 (at PIT, vs. IND, vs. CIN, at BUF, vs. NO, vs. JAX). Made his first career start against Indianapolis (10/30/11). Was inactive for the season opener at Jacksonville (9/11).

- Against Baltimore (9/18), returned to the lineup as a reserve defensive end and tallied three tackles, a sack and two quarterback pressures. Dropped Joe Flacco for a five-yard sack on the final play of the game.
- Against Denver (9/25), played in a reserve role at defensive end and notched three tackles, including a stop for loss and a quarterback pressure. Completed a four-play goalline stand by stuffing Willis McGahee for a one-yard loss on a fourth-and-one rush in the final stanza.
- At Cleveland (10/2), played in a reserve role at defensive end and collected three solo tackles, including a sack and a quarterback pressure. Dropped Colt McCoy for a sack late in the fourth quarter.
- Against Indianapolis (10/30), made his first career start at defensive end and posted four tackles, three quarterback pressures and a pass defensed. Batted down a pass intended for Pierre Garcon at the line of scrimmage late in the fourth quarter.

- Against Cincinnati (11/6), started at defensive end and notched three tackles, including a stop for loss and a team-best three quarterback pressures. Dropped Cedric Benson for a one-yard loss on a rush off right guard early in the third quarter.
- At Indianapolis (12/18), started at defensive end and tied for the team lead with eight tackles.
- Against Jacksonville (12/24), started at defensive end and totaled seven tackles, a team-best three quarterback pressures, a stop for loss and a pass defensed. Stuffed Maurice Jones-Drew for a three-yard loss on a rush off right tackle in the first quarter. Batted down a pass intended for Jarett Dilliard at the line of scrimmage in the second quarter.
- At Houston (1/1), started at defensive end and collected three tackles, including a half sack and a quarterback pressure. Teamed with Jurrell Casey to drop T.J. Yates for a five-yard sack on the Texans' first play from scrimmage.

2010 (4/0): Appeared in four games as a reserve defensive end and collected 10 tackles and 1.5 sacks. Placed on injured reserve on Oct. 5, 2010 with a knee injury. Collected his first career sack in his first career game against Oakland (9/12/10). Tied for the team lead in sacks once in 2010 (vs. OAK).

- Against Oakland (9/12), played in a reserve role at defensive end in his first NFL contest and posted a sack and a pass defensed. Registered his first career sack by dropping Jason Campbell for an eight-yard loss in the first quarter. Batted down a pass intended for Darren McFadden in the fourth quarter.
- Against Pittsburgh (9/19), played in a reserve role at defensive end and collected five tackles, including a half sack. Halted a Steelers' drive by combining with Tony Brown to sack Charlie Batch for a five-yard loss on third-and-15 in the third quarter.
- Against Denver (10/3), played in a reserve role at defensive end before leaving the game in the second quarter with an injury.

COLLEGE:

- In three seasons at Georgia Tech, Morgan totaled 115 tackles, 19.5 sacks, 29.5 tackles for loss, five passes defensed, six fumble recoveries and two forced fumbles in 39 games. He played in 12 games as a reserve defensive end during his freshman season and then started all 27 of the team's games during his sophomore and junior seasons at left defensive end. His 19.5 sacks ranked seventh in Georgia Tech history.
- As a junior (2009), named the ACC Defensive Player of the Year after leading the conference (eighth in nation) with 12.5 sacks, which tied for fourth on school's single-season record list. During his team's ACC Championship season, his career-best 55 tackles ranked fifth on the squad. With 18.5 tackles for losses, he ranked second in the ACC and also tied for seventh on Tech's annual record chart. He added one pass defensed, two fumble recoveries and two forced fumbles in 14 games. Earned first-team All-American honors from The NFL Draft Report, Associated Press and American Football Coaches Association, and added second-team honors from Walter Camp, *Sports Illustrated* and *The Sporting News*.
- As a sophomore (2008), started all 13 games and ranked second on the team (eighth in ACC) with seven sacks. Also led the team's defensive linemen with 51 tackles and added 9.5 tackles for loss, three passes defensed, four fumble recoveries (tied for second in nation) and one blocked field goal.
- As a freshman (2007), saw action in 12 of 13 games as a reserve and registered nine tackles, 1.5 tackles for loss and one pass defensed.
- Enrolled in January 2007 and participated in spring practice.
- Majored in business management.

PERSONAL:

- Married and has a son and a daughter.
- Listed by Rivals.com and SuperPrep as the first-overall prospect in Pennsylvania when he was coming out of Coatesville (Pa.) High School. He earned first-team All-State and league Defensive Player of the Year honors after collecting seven sacks, six tackles for loss and 47 tackles as a senior defensive end. He also recorded 523 yards and eight touchdowns as a running back.
- Member of Kappa Alpha Psi fraternity.
- Follow Morgan on Twitter and Instagram at @dmorg91.
- List of favorites: (movie) "Boyz n the Hood"; (TV show) "The Fresh Prince of Bel Air"; (actor) Will Smith; (music artist) The Notorious B.I.G.; (school subject) entrepreneurship; (video game) Call of Duty; (food) pizza; (sports hero) Jerry Rice; and (sports team as a child) San Francisco 49ers.
- Born Derrick Lee Morgan on Jan. 6, 1989 in Lancaster, Pa.

DERRICK MORGAN'S GAME-BY-GAME

2010 Tennessee Titans

Date	Opp	W/L	P/S	Tot	Solo	Asst	Sk	- Yds	QBP	TFL	Int - Yds	-TD	PD	FF	FR - Yds	SpT		
Sept 12	Oak	W	p	1	1	0	1.0	8.0	1	0	0	0	0	1	0	0	0	
Sept 19	Pit	L	p	5	2	3	0.5	2.5	0	0	0	0	0	0	0	0	0	
Sept 26	@ NYG	W	p	4	3	1	0.0	0.0	0	0	0	0	0	0	0	0	0	
Oct 3	Den	L	p	0	0	0	0.0	0.0	0	0	0	0	0	0	0	0	0	
Oct 10	@ Dal	Placed on injured reserve on Oct. 5, 2010																
Oct 18	@ Jax																	
Oct 24	Phi																	
Oct 31	@ SD																	
Nov 14	@ Mia																	
Nov 21	Was																	
Nov 28	@ Hou																	
Dec 5	Jax																	
Dec 9	Ind																	
Dec 19	Hou																	
Dec 26	@ KC																	
Jan 2	@ Ind																	
Totals				2-2	4/0	10	6	4	1.5	10.5	1	0	0	0	1	0	0	0

2011 Tennessee Titans

Date	Opp	W/L	P/S	Tot	Solo	Asst	Sk	- Yds	QBP	TFL	Int - Yds	-TD	PD	FF	FR - Yds	SpT	
Sept 11	@ Jax	L	IA														
Sept 18	Bal	W	p	3	3	0	1.0	5.0	2	0	0	0	0	0	0	0	
Sept 25	Den	W	p	3	1	2	0.0	0.0	1	1	0	0	0	0	0	0	
Oct 2	@ Cle	W	p	3	3	0	1.0	1.0	1	0	0	0	0	0	0	0	
Oct 9	@ Pit	L	p	2	0	2	0.0	0.0	2	0	0	0	0	0	0	0	
Oct 23	Hou	L	p	1	0	1	0.0	0.0	0	0	0	0	0	0	0	0	
Oct 30	Ind	W	S	4	2	2	0.0	0.0	3	0	0	0	1	0	0	0	
Nov 6	Cin	L	S	3	1	2	0.0	0.0	3	1	0	0	0	0	0	0	
Nov 13	@ Car	W	S	3	2	1	0.0	0.0	0	0	0	0	0	0	0	0	
Nov 20	@ Atl	L	S	2	1	1	0.0	0.0	0	0	0	0	0	0	0	0	
Nov 27	TB	W	S	0	0	0	0.0	0.0	0	0	0	0	0	0	0	0	
Dec 4	@ Buf	W	S	1	0	1	0.0	0.0	2	0	0	0	0	0	0	0	
Dec 11	NO	L	S	4	1	3	0.0	0.0	2	0	0	0	0	0	0	0	
Dec 18	@ Ind	L	S	8	4	4	0.0	0.0	0	0	0	0	0	0	0	0	
Dec 24	Jax	W	S	7	5	2	0.0	0.0	3	1	0	0	1	0	0	0	
Jan 1	@ Hou	W	S	3	0	3	0.5	2.5	1	0	0	0	0	0	0	0	
Totals				9-7	15/10	47	23	24	2.5	8.5	20	3	0	0	2	0	0

2012 Tennessee Titans

Date	Opp	W/L	P/S	Tot	Solo	Asst	Sk	- Yds	QBP	TFL	Int - Yds	-TD	PD	FF	FR - Yds	SpT	
Sept 9	NE	L	S	8	7	1	0.0	0.0	0	1	0	0	0	0	0	0	
Sept 16	@ SD	L	S	5	3	2	1.0	6.0	1	1	0	0	0	0	0	0	
Sept 23	Det	W	S	5	3	2	0.0	0.0	2	0	0	0	0	0	0	0	
Sept 30	@ Hou	L	S	4	3	1	0.0	0.0	1	1	0	0	0	0	0	0	
Oct 7	@ Min	L	S	6	2	4	0.0	0.0	0	0	0	0	0	0	0	0	
Oct 11	Pit	W	S	2	1	1	1.0	7.0	2	1	0	0	1	0	0	0	
Oct 21	@ Buf	W	S	5	1	4	0.0	0.0	0	0	0	0	1	0	1	0	
Oct 28	Ind	L	S	2	0	2	0.5	2.0	1	0	0	0	1	1	0	0	
Nov 4	Chi	L	S	5	1	4	0.0	0.0	1	0	0	0	1	0	0	0	
Nov 11	@ Mia	W	S	3	1	2	0.0	0.0	4	1	0	0	0	1	0	0	
Nov 25	@ Jax	L	S	3	3	0	0.0	0.0	1	0	0	0	0	0	0	0	
Dec 2	Hou	L	S	5	3	2	0.0	0.0	1	0	0	0	0	0	0	0	
Dec 9	@ Ind	L	S	3	3	0	1.0	8.0	0	0	0	0	0	0	0	0	
Dec 17	NYJ	W	S	4	1	3	1.0	7.0	2	0	0	0	0	0	0	0	
Dec 23	@ GB	L	S	3	2	1	0.0	0.0	3	0	0	0	0	0	0	0	
Dec 30	Jax	W	S	3	1	2	2.0	12.5	0	0	0	0	0	0	0	0	
Totals				6-10	16/16	66	35	31	6.5	42.5	19	5	0	0	5	1	1

2013 Tennessee Titans

Date	Opp	W/L	P/S	Tot	Solo	Asst	Sk	- Yds	QBP	TFL	Int - Yds	-TD	PD	FF	FR - Yds	SpT	
Sept 8	@ Pit	W	S	4	3	1	1.0	5.0	2	0	0	0	0	0	0	0	
Sept 15	@ Hou	L	S	4	3	1	1.0	7.0	1	1	0	0	0	0	0	0	
Sept 22	SD	W	S	4	1	3	0.0	0.0	1	0	0	0	0	0	0	0	
Sept 29	NYJ	W	S	4	3	1	0.0	0.0	2	1	0	0	0	0	0	0	
Oct 6	KC	L	S	2	1	1	0.0	0.0	0	0	0	0	0	0	0	0	
Oct 13	@ Sea	L	p	0	0	0	0.0	0.0	0	0	0	0	0	1	0	0	
Oct 20	SF	L	IA														
Nov 3	@ StL	W	S	2	1	1	0.0	0.0	0	0	0	0	0	0	1	0	0

Nov 10	Jax	L	S	8	6	2	1.0	9.0	1	1	0	0	0	0	0	0	
Nov 14	Ind	L	S	5	3	2	1.0	3.0	1	0	0	0	0	0	0	0	
Nov 24	@ Oak	W	S	2	1	1	0.0	0.0	0	0	0	0	0	0	0	0	
Dec 1	@ Ind	L	S	3	0	3	0.0	0.0	0	0	0	0	0	0	1	0	
Dec 8	@ Den	L	S	2	0	2	0.0	0.0	0	0	0	0	0	0	0	0	
Dec 15	Ari	L	S	1	1	0	0.0	0.0	0	0	0	0	0	0	0	0	
Dec 22	@ Jax	W	S	9	5	4	1.0	7.0	0	0	0	0	0	0	0	0	
Dec 29	Hou	W	S	4	3	1	1.0	6.0	0	0	0	0	0	0	0	0	
Totals				7-9	15/14	54	31	23	6.0	37.0	8	3	0	0	1	1	0

2014 Tennessee Titans

Date	Opp	W/L	P/S	Tot	Solo	Asst	Sk	- Yds	QBP	TFL	Int - Yds	-TD	PD	FF	FR - Yds	SpT	
Sept 7	@ KC	W	S	4	3	1	0.0	0.0	4	0	0	0	0	2	0	0	
Sept 14	Dal	L	S	5	5	0	0.0	0.0	2	0	0	0	0	0	0	0	
Sept 21	@ Cin	L	S	2	1	1	0.0	0.0	0	0	0	0	0	0	0	0	
Sept 28	@ Ind	L	S	1	0	1	0.0	0.0	3	0	0	0	1	0	0	0	
Oct 5	Cle	L	S	5	4	1	0.0	0.0	2	0	0	0	1	0	0	0	
Oct 12	Jax	W	S	2	1	1	0.0	0.0	4	0	0	0	1	0	0	0	
Oct 19	@ Was	L	S	7	6	1	1.0	8.0	2	2	0	0	0	1	0	0	
Oct 26	Hou	L	S	4	2	2	0.0	0.0	0	0	0	0	1	0	0	0	
Nov 9	@ Bal	L	S	5	2	3	1.0	8.0	2	1	0	0	1	0	0	0	
Nov 17	Pit	L	S	6	1	5	0.5	0.5	0	0	0	0	1	0	0	0	
Nov 23	@ Phi	L	S	13	9	4	1.0	2.0	2	3	0	0	0	0	0	0	
Nov 30	@ Hou	L	S	6	4	2	0.0	0.0	1	2	0	0	0	0	0	0	
Dec 7	NYG	L	S	3	1	2	0.0	0.0	2	0	0	0	0	0	0	0	
Dec 14	NYJ	L	S	6	3	3	1.0	9.0	1	1	0	0	0	0	0	0	
Dec 18	@ Jax	L	S	6	5	1	2.0	8.0	1	1	0	0	1	1	0	0	
Dec 28	Ind	L	S	7	5	2	0.0	0.0	1	3	0	0	0	0	0	0	
Totals				2-14	16/16	82	52	30	6.5	35.5	27	13	0	0	9	2	0

2015 Tennessee Titans

Date	Opp	W/L	P/S	Tot	Solo	Asst	Sk	- Yds	QBP	TFL	Int - Yds	-TD	PD	FF	FR - Yds	SpT
Sept 13	@ TB	W	S	7	4	3	2.0	16.0	2	2	0	0	0	0	0	0
Sept 20	@ Cle	L	S	7	5	2	1.0	4.0	0	1	0	0	0	1	0	0
Sept 27	Ind	L	S	1	1	0	0.0	0.0	1	0	0	0	1	0	0	0
Oct 11	Buf	L	S	3	1	2	1.5	13.5	2	1	0	0	0			

DERRICK MORGAN'S NFL STATISTICS

REGULAR SEASON		TACKLES									INTERCEPTIONS					FUMBLES			
Year	Team	GP	GS	Tot	Solo	Asst	Sk	Yds	QBP	TFL	No	Yds	Lg	TD	PD	FF	FR	Yds	SpT
2010	Tennessee	4	0	10	6	4	1.5	10.5	1	0	0	0	0	0	1	0	0	0	0
2011	Tennessee	15	10	47	23	24	2.5	8.5	20	3	0	0	0	0	2	0	0	0	0
2012	Tennessee	16	16	66	35	31	6.5	42.5	19	5	0	0	0	0	5	1	1	0	0
2013	Tennessee	15	14	54	31	23	6.0	37.0	8	3	0	0	0	0	1	1	1	0	0
2014	Tennessee	16	16	82	52	30	6.5	35.5	27	13	0	0	0	0	9	2	0	0	0
2015	Tennessee	10	9	34	20	14	4.5	33.5	13	6	0	0	0	0	2	1	0	0	0
2016	Tennessee	15	15	50	29	21	9.0	57.0	56	4	0	0	0	0	1	0	0	0	0
NFL Totals		91	80	343	196	147	36.5	224.5	144	34	0	0	0	0	21	5	2	0	0

Single-Game Highs

Tackles - 13 at Philadelphia (11/23/14)

Sacks - 2 (Four times, last at Miami 10/9/16)

Quarterback Pressures - 9 (Twice, last at Jacksonville (12/24/16))

Fumble Recovery - 1 at Buffalo (10/21/12)

Forced Fumble - 1 (Four times, last at Jacksonville 12/18/14)

Tackles For Loss - 3 (Twice, last vs. Indianapolis 12/28/14)



28 KHALFANI MUHAMMAD

RUNNING BACK • 5'7" • 174 LBS • COLLEGE: CALIFORNIA
 ACQUIRED: 7TH ROUND - 2017 • NFL EXPERIENCE (NFL/TITANS): ROOKIE
 HOMETOWN: INGLEWOOD, CALIF.
 GAMES PLAYED/GAMES STARTED: 0/0 (PLAYOFFS: 0/0)



PRO: The Titans selected running back Khalfani Muhammad in the seventh round of the 2017 NFL Draft. The University of California product is an explosive playmaker that excels as a ball carrier between the tackles on offense and as a shifty returner on special teams. Muhammad also made an impact on special teams coverage units during his final two collegiate campaigns.

CAREER HIGHLIGHTS:

- Muhammad finished his career second in Cal history with 87 kick returns and 1,931 kick return yards. His 4,575 all-purpose yards are third in school annals as he averaged 101.7 all-purpose yards per game.

TITANS TIDBITS:

- Muhammad was a member of the California track & field team during his freshman, sophomore and junior seasons. The following are his career best collegiate times in the 100 meters (10.35), 200 meters (personal-best 20.80), indoor 60 meters (6.78), indoor 200 meters (21.44) and with the 4x100 meter relay team (40.40) and 4x400 meter indoor relay team (3:18.59).
- Muhammad earned California's Gatorade State Boys Track and Field Athlete of the Year as a senior. He became only the third person ever to win back-to-back individual California boys state titles in the 100 and 200 meters during his junior and senior campaigns.
- Muhammad's father, Malik (who went by Luis Morales at the time), was an Olympic sprinter for Puerto Rico (100 and 200 meters) who participated in the 1984 Olympics in Los Angeles. He was .02 seconds from qualifying for the 100m Final.
- Muhammad is the Puerto Rico junior national record holder in the 100 meters (10.33) and 200 meters (20.73).

CAREER TRANSACTIONS:

- The Inglewood, Calif., native was selected by the Titans in the seventh round (241st overall) the 2017 NFL Draft.

COLLEGE:

- Muhammad played in 45 games with 13 starts during his four seasons at California (2013-16) and ranks second on the school's all-time list in kick returns (87) and kick return yards (1931) while his 4,575 career all-purpose yards are third (one more than fourth-place Marshawn Lynch's 4,574 yards). He also rushed for 2,073 career yards on 359 carries while racking up 14 total touchdowns.

AS A SENIOR (2016), was an honorable mention All-Pac 12 selection. Played in 11 games with six starts and rushed for 827 yards on 152 carries, both team and career bests, with two touchdowns on the ground. Totaled a team-high 1,543 all-purpose yards to rank second in the Pac 12. Added 17 receptions for 132 receiving yards and 24 kick returns for 584 yards. Led the team in rushing six times and registered three contests of over 200 all-purpose yards. Contributed five special teams tackles all in the first three games.

- At Oregon State (10/8), posted a career-high 165 yards and one touchdown on 21 carries.
- Against Oregon (10/21), rushed for 148 yards on 23 carries, while adding three receptions for 19 yards and two kick returns for 51 yards for a season-high 218 all-purpose yards.
- Against UCLA (11/26), carried the ball a career-high 29 times for 116 yards, while adding another 48 yards on six receptions.

AS A JUNIOR (2015), played in 12 games and led all running backs with five starts. Rushed for a team-high 586 yards on 87 carries with a career-high 6.7 yards per rush and one touchdown. Was one of three Cal running backs to rush for over 500 yards as the Golden Bears became the first college football team in recorded history that had six receivers with 40 or more catches and three rushers with 500 or more yards. Added career highs of 189 receiving yards and two touchdown receptions on a career-high-tying 17 catches. Contributed the first nine tackles of his career on special teams.

- Against Grambling State (9/5), led the team with 92 rushing yards on eight carries.
- At Texas (9/19), registered a season-high 164-yard rushing game that included a career-long 74-yard touchdown run.
- At UCLA (10/22), collected a career-high-tying six receptions for 46 yards and one touchdown on an 18-yard reception in the fourth quarter.
- Against Arizona State (11/28), posted three receptions for a season-high 67 receiving yards and one touchdown on a season-long, 58-yard fourth quarter reception.

AS A SOPHOMORE (2014), played in 11 games with one start and finished second on the team in rushing yards (215) and rushing touchdowns (4). Ranked third in carries (46), with his four scores on the ground equaling a single-season career best. Also registered 14 kick returns for 289 yards and seven receptions for 63 receiving yards to total 567 all-purpose yards.

- At Northwestern (8/30), scored a rushing touchdown among his eight rushes for 23 yards.
- Against Colorado (9/27), registered a season-high 202 all-purpose yards, bringing back five kick returns for a season-high 132 yards, including a season-long kick return of 37 yards, while adding eight rushes for 31 yards and one touchdown as well as a season-high-tying two receptions for a season-high 39 yards, including a season-long 41-yard reception.
- At Arizona (9/20), notched a season-high 95 rushing yards and a career-best two rushing scores both in the fourth quarter.

AS A FRESHMAN (2013), played in 11 games including his first career start at Colorado. Led the team with 445 rushing yards and a career-high-tying four rushing touchdowns, while his 6.0 yards per rush was the best among regulars and his 74 carries ranked second on the club. Led the squad with a career-high 1,638 all-purpose yards, including school records and team highs of 46 kick returns and 1,006 kick return yards, as well as 14 receptions for 187 yards receiving and one touchdown to his rushing totals. Had a team-high four plays of 50-plus yards.

- Against Portland State (9/7), tallied 68 rushing yards and one touchdown on 13 carries. Added four receptions for a career-high 85 receiving yards, including a career-long 62-yard reception. Earned College Football Performance Awards Honorable Mention Performer of the Week honors.
- At UCLA (10/12), recorded a career-high 224 all-purpose yards (63 rushing, 3 receiving, season-high 158 kick return).
- At Washington (10/26), collected a season-high 90 yards and one touchdown on four carries that featured a season-long 73-yard scoring jaunt that was Cal's longest of the campaign.
- At Colorado (11/16), made his first career start and posted 78 rushing yards and one touchdown, including a 55-yard scoring run that was the team's second-longest of the year.
- Majored in public health at California.

PERSONAL:

- Attended Notre Dame (Sherman Oaks, Calif.) High School and finished his prep football career with 3,397 rushing yards and 44 touchdowns on

559 carries, while adding 48 receptions for 704 receiving yards and four scoring catches. Notched 14 career 100-yard rushing games.

- Played in the Semper Fidelis All-American Bowl following a 2012 senior season in which he earned numerous other honors including All-American (PrepStar), first team Division I All-State and first team All-Area (Los Angeles Daily News, Los Angeles Times).
- As a senior (2012), led the Serra League in rushing yards (1,420), rushing touchdowns (18) and scoring (120 points). Picked up his rushing totals during his senior season on 215 carries, while he added 18 receptions for 307 yards receiving and two touchdown grabs.
- Posted a career-high 247 rushing yards with a single-game, career-high-tying four touchdowns on the ground against Bishop Amat.
- As a junior (2011), carried the ball 183 times for 1,126 yards and 13 touchdowns, ranking second in the Serra League in rushing yards while adding nine receptions for 118 yards receiving and one touchdown.
- As a sophomore (2010), carried the ball 161 times for 851 yards and 13 touchdowns, while adding 21 receptions for 279 yards receiving and one score.
- In addition to his All-American football exploits made a name for himself with his speed that included becoming only the third person ever to win back-to-back individual California boys state titles in the 100 and 200 meters during his 2012 junior and 2013 senior track and field campaigns.
- Recorded a personal best of a wind-aided 10.22 in the 100 meters which is the second-fastest time in California prep history, while his top legal time as a prep was a 10.33 to capture the 2012 state title and rank No. 4 nationally as a senior.
- His prep personal best in the 200 meters was 20.73, which ranked No. 3 nationally as a senior.
- Swept all 13 of his 100-meter races as a senior, while winning 12 of 13 times in the 200 meters and finishing second on the other occasion.
- Also won the 4x400 meter relay and was the anchor for the winning 4x100 meter relay while his team captured the state title.
- Finished second at the state meet in both the 100 and 200 meters as a sophomore.
- His first name is pronounced CAL-fawn-ee.

- Follow Muhammad on Twitter and Snapchat at @khalfanim.
- Follow Muhammad on Instagram at @khalfani_muhammad.
- List of favorites: (movie) "Avatar"; (TV show) "Spartacus"; (musician) Gucci Mane; (place to get away) anywhere playing video games; (food) lasagna and bean pie; (athletes as a child) his father Malik and (gulty pleasure) anything sour.
- Born Khalfani Amir Muhammad on Sept. 26, 1994 in Inglewood, Calif.

KHALFANI MUHAMMAD'S COLLEGE STATISTICS

Year	Team	RUSHING							RECEIVING				
		GP	GS	Att	Yds	Avg	Lg	TD	No	Yds	Avg	Lg	TD
2013	California	11	1	74	445	6.0	73t	4	14	187	13.4	62	1
2014	California	11	1	46	215	4.7	50	4	7	63	9.0	41	0
2015	California	12	5	87	586	6.7	74t	1	17	189	11.1	58t	2
2016	California	11	6	152	827	5.4	50	2	17	132	7.8	29	0
College Totals		45	13	359	2,073	5.8	74t	11	55	571	10.4	62	3

KICKOFF RETURNS

Year	Team	No	Yds	Avg	Lg	TD
2013	California	46	1,006	21.9	52	0
2014	California	14	289	20.6	37	0
2015	California	3	52	17.3	21	0
2016	California	24	584	24.3	50	0
College Totals		87	1,931	22.2	52	0

Single-Game Highs

Rushing Attempts - 29 vs. UCLA (11/26/16)
 Rushing Yards - 165 at Oregon State (10/8/16)
 Long Rush - 74t at Texas (9/19/15)
 Rushing Touchdowns - 2 at Arizona (9/20/14)
 Receptions - 6 (Twice, last vs. UCLA 11/26/16)
 Receiving Yards - 85 vs. Portland State (9/7/13)
 Long Reception - 62 vs. Portland State (9/7/13)
 Receiving Touchdowns - 1 (Twice, last at UCLA 10/22/15)

Kickoff Returns - 9 at Stanford (11/23/13)
 Kickoff Return Yards - 167 vs. Texas (9/17/16)
 Kickoff Return Long - 52 vs. Oregon State (10/19/13)
 All-Purpose Yards - 224 at UCLA (10/12/13)

Additional Statistics

Special Teams Tackles - 5 (2016), 9 (2015)



29 DeMARCO MURRAY

RUNNING BACK • 6'1" • 220 LBS • COLLEGE: OKLAHOMA
 ACQUIRED: TRADE (PHI) - 2016 • NFL EXPERIENCE (NFL/TITANS): 7/2
 HOMETOWN: LAS VEGAS, NEV.
 GAMES PLAYED/GAMES STARTED: 84/71 (PLAYOFFS: 2/2)



Pro Bowl: 2013, 2014, 2016

PRO: Early in the 2016 offseason, the Titans acquired running back DeMarco Murray in a trade with the Philadelphia Eagles. The 6-foot-1-inch, 220-pounder brings stability and veteran leadership to the Titans' running back corps. A three-time Pro Bowler, Murray is known for his physical, downhill running style, but he is also a skilled pass catcher out of the backfield. He started all 16 games at running back in his first season with the Titans, and led the AFC and ranked third in the NFL with 1,287 rushing yards. The University of Oklahoma product enjoyed a stellar 2014, capturing the NFL's rushing title and earning NFL Offensive Player of the Year honors. A former third-round draft choice of Dallas in 2011, Murray spent his first four seasons with the Cowboys before joining the Philadelphia Eagles for the 2015 campaign.

CAREER HIGHLIGHTS:

- In 2016, Murray was named to his third career Pro Bowl after ranking third in the NFL with 1,287 rushing yards and finishing fourth in the NFL with 1,664 yards from scrimmage.
- Murray earned the 2014 NFL rushing title after leading the league and setting Cowboys franchise records in rushing yards (1,845) and scrimmage yards (2,261). His 1,845 yards were 484 more than the next closest rusher (Pittsburgh running back Le'Veon Bell).
- Murray set an NFL record by rushing for 100-plus yards in each of the Cowboys first eight games in 2014, breaking Hall of Famer Jim Brown's previous record of six-consecutive games to start a season set in 1958.
- In 2014, Murray became the fastest player in Dallas history and fifth-fastest player in league annals to reach the 1,000-yard mark, doing so in just eight games.
- Murray garnered Pro Bowl honors in 2013 after completing his first-career 1,000-yard campaign, totaling 1,121 yards and nine touchdowns.
- As a rookie in 2011, Murray rushed for a Dallas Cowboys franchise record 253 yards against St. Louis (10/23/11), the ninth-highest single-game total in NFL history and the second-most by a rookie back.

TITANS TIDBITS:

- He started the DeMarco Murray Foundation with the mission to provide families with seriously and chronically ill children with daily encouragement and life changing experiences. More information is available at DeMarcoMurray.com.
- Murray hosted his first youth football camp in Middle Tennessee in June 2016, welcoming 150 players to the two-day event at D1 Sports Training in Franklin. He hosted the same camp this past offseason.
- Murray led his high school basketball team to a 2005 state title. He was considered a top-30 basketball recruit in the state as well.

CAREER TRANSACTIONS:

- The Las Vegas, Nev., native was originally selected by the Dallas Cowboys in the third round (71st overall) the 2011 NFL Draft.
- Signed by the Philadelphia Eagles as an unrestricted free agent on March 12, 2015.
- Traded from the Philadelphia Eagles along with their 2016 fourth-round selection to the Titans for their 2016 fourth-round selection.

SEASON RECAPS:

2016 (16/16 - Tennessee): Named to the Pro Bowl. Started all 16 games at running back in his first season with the Titans and led the AFC and ranked third in the NFL with 1,287 rushing yards. Ranked second in the AFC and fourth in the NFL with 1,664 yards from scrimmage. Led the team, tied for third in the AFC and tied for ninth in the NFL with 12 total

touchdowns. Ranked second in the AFC and fourth in the NFL with 84 first downs. Ranked third on the team with 53 receptions. Has rushed for 100 or more yards 26 times (including the playoffs) in his career and five times in 2016 (vs. OAK, at MIA, vs. IND, vs. JAX, vs. GB). Led the team in rushing yards 14 times in 2016 (vs. MIN, at DET, vs. OAK, at HOU, at MIA, vs. CLE, vs. IND, vs. JAX, at SD, vs. GB, at IND, vs. DEN, at KC, at JAX). Led or tied for the team lead in receptions five times in 2016 (at DET, vs. OAK, at MIA, at SD, at CHI). Recorded a career-best two receiving touchdowns against Minnesota (9/11/16).

- Against Minnesota (9/11), made his Titans debut as the starter at running back and led the team with 42 rushing yards on 13 carries. Hauled in five receptions for 35 yards and a career-high two receiving touchdowns. Extended the Titans' lead to 10-0 by hauling in a pass and flipping into the end zone for a six-yard touchdown with 41 seconds remaining in the first half. Concluded the Titans scoring with a four-yard touchdown catch with less than a minute remaining in the fourth quarter.
- At Detroit (9/18), started at running back and led the team with 89 rushing yards on 12 carries. Led the team with seven receptions for 56 yards. Murray's 145 scrimmage yards were the most by a Titans running back since Chris Johnson totaled 170 scrimmage yards (150 rushing, 20 receiving) at St. Louis on Nov. 3, 2013. Flipped field position with a 67-yard run up the middle to the Lions' 26-yard line in the second quarter.
- Against Oakland (9/25), started at running back and led the team with 114 rushing yards on 16 carries with a touchdown. Led the team with five catches for 41 yards. It was his 22nd career 100-yard rushing game and first with the Titans. Kickstarted the Titans' touchdown drive with a 36-yard jaunt off left end in the third quarter. Cut the Raiders' lead to 17-10 with a five-yard touchdown run with 5:51 left to play in the third quarter.
- At Houston (10/2), started at running back and led the team with 95 rushing yards on 25 carries with two touchdowns. Grabbed two passes for 24 yards. Cut the Texans' lead to 17-10 with a two-yard touchdown plunge with 11:21 remaining in the second quarter. Evened the score at 17-17 with a one-yard touchdown run on third-and-one with 2:28 left to play in the first half.
- At Miami (10/9), started at running back and carried the ball 27 times for a team-best 121 rushing yards. Tied for the team lead with five catches for 16 yards.
- Against Cleveland (10/16), started at running back and carried the ball 21 times for a team-best 65 rushing yards with a touchdown. Extended the Titans' lead to 21-13 with a three-yard touchdown plunge with 9:33 left to play in the third quarter.
- Against Indianapolis (10/23), started at running back and led the team with 107 rushing yards on 25 carries with a touchdown. Hauled in three catches for 20 yards. Cut the Colts lead to 17-13 with a one-yard touchdown plunge with 34 seconds remaining in the first half.
- Against Jacksonville (10/27), started at running back and led the team with 123 rushing yards on 21 carries with a touchdown. Hauled in one reception for five yards. Gave the Titans a 24-0 lead by reversing field and scoring on a 14-yard run off left end with 7:09 left to play in the first half.
- At San Diego (11/6), started at running back and carried the ball 14 times for 51 yards with a touchdown. Led the team with seven receptions for 29 yards. Capped the Titans' scoring with an extra-effort, one-yard touchdown plunge with less than three minutes left to play in the game.
- Against Green Bay (11/13), started at running back and led the team with 123 rushing yards on 17 carries, including a 75-yard score. Collected his first career touchdown pass and hauled in two receptions for 33 yards. Gave the Titans an early 7-0 lead with a 75-yard touchdown jaunt off left tackle on the Titans' first play from scrimmage. With his 75-yard touchdown run tied Earl Campbell's franchise record, set in 1979, of five

consecutive games with a rushing touchdown. Gave the Titans a 14-0 lead by registering his first career pass, a 10-yard touchdown toss to Delanie Walker with 6:58 remaining in the first quarter. Scored a touchdown on a 75-yard run and added his first career touchdown pass, becoming the first Titans non-quarterback since Earl Campbell in 1980 (Sept. 7 at Pittsburgh) to rush for a touchdown and pass for a touchdown in the same game.

- At Indianapolis (11/20), started at running back and led the team with 70 rushing yards on 21 carries. Pulled in three receptions for nine yards with a touchdown. Reached the 1,000-yard rushing mark for the third time in his six-year career and for the first time as a member of the Titans. Cut the Colts' lead to 21-7 with a leaping, three-yard touchdown reception on third-and-goal with 20 seconds remaining in the first half. Became the second player in franchise history to record at least one touchdown in six consecutive games, joining Bill Groman, who had eight straight games with a touchdown in 1961.
- Against Denver (12/11), started at running back and led the team with 92 rushing yards on 21 carries with a touchdown. Gave the Titans an early 7-0 lead with a one-yard touchdown plunge on a third-and-goal rush off left tackle.
- At Kansas City (12/18), started at running back and led the team with 89 rushing yards on 18 carries. Hauled in five receptions for 52 yards out of the backfield.

2015 (15/8 - Philadelphia): Played in 15 games with eight starts for the Eagles. Amassed a team-best 702 rushing yards on 193 carries with six touchdowns. Collected 44 receptions for 322 yards with a touchdown.

- At Atlanta (9/14), scored two touchdowns (one rushing, one receiving) in his Eagles debut.
- Against New Orleans (10/11), led the team with 83 rushing yards and seven receptions, while amassing 120 yards of total offense. Also scored on a four-yard run.
- Against N.Y. Giants (10/19), posted 112 yards rushing on 21 carries and collected a 12-yard touchdown run.
- At Dallas (11/8), registered 161 total yards of offense (83 rushing, 78 receiving), including a one-yard touchdown run and a career-long 44-yard catch.

2014 (16/16, 2/2 - Dallas): Garnered 2014 NFL Offensive Player of the Year, first-team AP All-Pro and Pro Bowl honors after leading the league with 1,845 rushing yards and 2,261 scrimmage yards. Became the first Cowboys running back to lead the league in rushing since Emmitt Smith in 1995. His 12 games of 100-plus yards was tied for the second-highest total in NFL history. Earned NFC Offensive Player of the Month honors in both September and October, becoming just the third running back (Smith in 1992 and Barry Sanders in 1997) to accomplish the feat in consecutive months. Was named the FedEx Ground Player of the Week five times, the highest total in the NFL in 2014. Tied for the league lead with 13 rushing scores and added 57 catches for 416 yards (7.3 avg.) out of the backfield.

- Against San Francisco (9/7), rushed for his eighth-career 100-yard game (118) on 22 carries with a touchdown. Also became the first player to hit 100 yards against the 49ers in San Francisco's previous 17 games.
- At Tennessee (9/14), notched 115 first-half rushing yards, the most in the first half in his career and the fourth-most by a Cowboy in a half since 1991, while finishing the contest with 167 yards a touchdown.
- Against New Orleans (9/28), became only the fourth running back in NFL history to open the season with at least 100 yards rushing and a touchdown in each of the first four games of a season after rushing for 149 yards and two touchdowns. Also became the 12th player in team history with 20 career rushing touchdowns.
- At Seattle (10/12), joined Jim Brown (1958) as the only players in NFL history to rush for 100 yards in each of the first six games of a season with 115 yards and a touchdown on 29 carries.
- Against N.Y. Giants (10/19), rushed for 128 yards and a touchdown, becoming the first player in league history to break the 100-yard mark in each of the first seven games of a season.
- Against Washington (10/27), became the first player in NFL history with eight straight 100-yard outings to open a season after tallying 141 yards on 19 carries. Also became the fastest Cowboy to reach 1,000 yards in a season and tied for the fifth-fastest in NFL history. Additionally, set a career high with 80 receiving yards, including a then-career-long reception of 34 yards, and his second-best scrimmage-yard total (221).
- At N.Y. Giants (11/23), notched his 10th 100-yard rushing game of the season, totaling 121 yards on 24 carries while becoming the seventh Cowboy in team history to reach 4,000 career rushing yards.
- At Chicago (12/4), rushed a career-high 32 times for a season-high

179 yards and one touchdown. Also led the team with a career-high nine receptions and his 41 touches rank second in Cowboys single-game history.

- At Washington (12/28), eclipsed the 100-yard mark for the 12th time in 2014, rushing for 100 yards and a touchdown. The touchdown marked his 13th rushing score of the year, which tied for fifth in team history and also tied for the NFL lead (Seattle RB Marshawn Lynch).
- In the Divisional Playoff round at Green Bay (1/11), rushed for 123 yards and a touchdown on 25 carries. His 123 yards ranked ninth in Cowboys single-game playoff history and he became the first Cowboy since Smith in 1995-96 to rush for a touchdown in consecutive playoff games.

2013 (14/14 - Dallas): Was named to the Pro Bowl for the first time in his career, finishing the season with 1,121 yards and nine touchdowns on 217 carries (5.2 avg.), while adding 53 catches for 350 yards and a touchdown.

- Against St. Louis (9/22), rushed for 175 yards and a touchdown in a win.
- At New Orleans (11/10), tallied 89 yards and a touchdown on 16 carries.
- Against Oakland (11/28), recorded his first-career multi-touchdown game in a Thanksgiving Day win, becoming the first Cowboy since Julius Jones in 2004 to record three rushing touchdowns in a game.
- At Chicago (12/9), registered his second 100-yard contest of the season, leading the team with 146 yards rushing.
- At Green Bay (12/15), scored one touchdown and rushed for 134 yards on 18 carries for his second-consecutive 100-yard game.
- At Washington (12/22), corralled the first receiving touchdown of his career - a game-winner. Also added 96 yards and a touchdown on the ground.

2012 (10/10 - Dallas): Led the Cowboys in all rushing categories with 663 yards and four touchdowns on 161 carries over 10 games.

- At N.Y. Giants (9/5), opened the season with a game-high 131 rushing yards on 20 carries.
- Against Philadelphia (12/2), carried 23 times for 83 yards and a touchdown in his first game back following a foot injury.
- Recorded a touchdown in three-consecutive games: against Philadelphia (12/2), at Cincinnati (12/9) and against Pittsburgh (12/16).

2011 (13/7 - Dallas): Appeared in 13 games with seven starts as a rookie, and led the team with 897 rushing yards and 164 carries. His 5.5 yards-per-carry average was tops among NFL running backs with at least 150 carries.

- Earned PFWA All-Rookie Team honors and was also named the NFL's Offensive Rookie of the Month in November.
- Rushed for 139 yards against Seattle (11/6) and 135 yards and a touchdown against Buffalo (11/13), capping a four-game span in which he rushed for 601 yards - the most ever by a Cowboy over a four-game stretch and tied for fifth all-time among NFL rookies over the period.
- Against St. Louis (10/23), established a single-game Cowboys rushing record with his 253-yard performance. Scored his first-career touchdown on a 91-yard run, the longest first-career touchdown run since the league merger in 1970.

COLLEGE:

- Finished his Oklahoma career as the school's career all-purpose yardage leader (6,718) and also owns the Sooners record for career touchdowns (65) and career receiving yards by a running back (1,571).
- Was just the second player in Oklahoma history to surpass 1,000 yards in three categories with 3,685 rushing yards, 1,571 receiving yards and 1,462 kick return yards.
- Ranks sixth in school history with 3,685 total rushing yards over his four-year career.
- As a senior (2010), was a consensus first-team All-Big 12 selection and Sports Illustrated honorable mention All-America honoree. Started all 14 games and tallied 1,214 yards and 15 touchdowns, while adding 71 catches for 594 yards and five touchdowns
- His 2,057 all-purpose yards as a senior rank fourth in school history and he became the first player to record two 2,000-yard seasons during his Oklahoma career.
- As a junior (2009), was named second-team All-Big 12 by the league's coaches and earned honorable mention all-conference honors from the AP after finishing second on the team in both rushing (705 yards and eight touchdowns) and receiving (41 catches for 522 yards and four touchdowns).
- As a sophomore (2008), set the Oklahoma record for single-season all-

purpose yards with 2,171 total yards, helping pace an offense that led the Sooners to the BCS National Title Game.

- Earned first-team All-Big 12 honors from the conference's coaches and second-team honors from the AP in 2008, leading the team in rushing (1,002 yards) as well as kick returns with 774 yards, the second-highest total in school history.
- As a redshirt freshman (2007), garnered Freshman All-America honors from Rivals.com and was an honorable mention All-Big 12 selection after tying the Oklahoma freshman record of 15 touchdowns previously held solely by Adrian Peterson.
- Set an Sooners record with five touchdowns in his debut game vs. North Texas (9/1/07).
- Redshirted in 2006.
- Was a four-time Academic All-Big 12 honoree during his career.
- Graduated from Oklahoma with a degree in communications and a double minor in business and African American studies.

PERSONAL:

- DeMarco and his wife, Heidi, have a daughter, Savanna June Murray, and a son, Parker Ray Murray.
- Attended Bishop Gorman (Las Vegas, Nev.) High School. Earned all-state honors and was named the 2005 Sunset Region Offensive Player of the Year as a senior after rushing for 1,947 yards with 27 touchdowns and catching 22 passes for 724 yards with seven touchdowns.
- Was an all-conference selection in each of his final three prep years.
- Also recorded 64 tackles, three sacks and two interceptions while playing defensive back at Bishop Gorman.
- Helped lead Bishop Gorman to a 2005 Nevada state title.
- Follow Murray on Twitter and Instagram at @DeMarcoMurray.
- Born DeMarco Murray on Feb. 12, 1988 in Las Vegas, Nev.

DeMARCO MURRAY'S GAME-BY-GAME

2011 Dallas Cowboys				RUSHING				RECEIVING					
Date	Opp	W/L	P/S	Att	Yds	Avg	Lg	TD	No	Yds	Avg	Lg	TD
Sept 11	@ NYJ	L	p	2	0	0.0	0	0	1	13	13.0	13	0
Sept 18	@ SF	W	p	6	21	3.5	8	0	1	4	4.0	4	0
Sept 26	Was	W	p	2	6	3.0	6	0	0	0	-	-	0
Oct 2	Det	L	p	4	12	3.0	7	0	1	-1	-1.0	-1	0
Oct 16	@ NE	L	p	11	34	3.1	8	0	1	7	7.0	7	0
Oct 23	StL	W	p	25	253	10.1	91t	1	0	0	-	-	0
Oct 30	@ Phi	L	S	8	74	9.3	26	0	1	-2	-2.0	-2	0
Nov 6	Sea	W	S	22	139	6.3	32	0	4	47	11.8	17	0
Nov 13	Buf	W	S	20	135	6.8	25	1	6	36	6.0	17	0
Nov 20	@ Was	W	S	25	73	2.9	8	0	6	32	5.3	14	0
Nov 24	Mia	W	S	22	87	4.0	18	0	4	41	10.3	18	0
Dec 4	@ Ari	L	S	12	38	3.2	7	0	0	0	-	-	0
Dec 11	@ NYG	L	S	5	25	5.0	9	0	1	6	6.0	6	0
Dec 17	@ TB	Placed on injured reserve on Dec 13, 2011											
Totals		7-6	13/7	164	897	5.5	91t	2	26	183	7.0	18	0

2012 Dallas Cowboys				RUSHING				RECEIVING					
Date	Opp	W/L	P/S	Att	Yds	Avg	Lg	TD	No	Yds	Avg	Lg	TD
Sept 5	@ NYG	W	S	20	131	6.6	48	0	2	9	4.5	9	0
Sept 16	@ Sea	L	S	12	44	3.7	9	0	4	31	7.8	15	0
Sept 23	TB	W	S	18	38	2.1	11t	1	3	17	5.7	14	0
Oct 1	Chi	L	S	11	24	2.2	11	0	7	57	8.1	20	0
Oct 14	@ Bal	L	S	14	93	6.6	28	0	1	4	4.0	4	0
Oct 21	@ Car	W	IA										
Oct 28	NYG	L	IA										
Nov 4	@ Atl	L	IA										
Nov 11	@ Phi	W	IA										
Nov 18	Cle	W	IA										
Nov 22	Was	L	IA										
Dec 2	Phi	W	S	23	83	3.6	27	1	4	19	4.8	11	0
Dec 9	@ Cin	W	S	21	53	2.5	7	1	4	22	5.5	7	0
Dec 16	Pit	W	S	14	81	5.8	28	1	4	31	7.8	13	0
Dec 23	NO	L	S	11	40	3.6	9	0	4	51	12.8	22	0
Dec 30	@ Was	L	S	17	76	4.5	21	0	2	10	5.0	6	0
Totals		8-8	10/10	161	663	4.1	48	4	35	251	7.2	22	0

2013 Dallas Cowboys				RUSHING				RECEIVING					
Date	Opp	W/L	P/S	Att	Yds	Avg	Lg	TD	No	Yds	Avg	Lg	TD
Sept 8	NYG	W	S	20	86	4.3	13	0	8	39	4.9	11	0
Sept 15	@ KC	L	S	12	25	2.1	6	0	5	49	9.8	17	0
Sept 22	StL	W	S	26	175	6.7	41	1	3	28	9.3	17	0
Sept 29	@ SD	L	S	14	70	5.0	14	0	5	22	4.4	9	0
Oct 6	Den	L	S	12	43	3.6	13	1	1	5	5.0	5	0
Oct 13	Was	W	S	7	29	4.1	11	1	2	21	10.5	16	0
Oct 20	@ Phi	W	IA										
Oct 27	@ Det	L	IA										
Nov 3	Min	W	S	4	31	7.8	27	0	6	19	3.2	12	0
Nov 10	@ NO	L	S	16	89	5.6	35	1	1	6	6.0	6	0
Nov 24	@ NYG	W	S	14	86	6.1	30	0	3	40	13.3	22	0
Nov 28	Oak	W	S	17	63	3.7	11	3	5	39	7.8	10	0
Dec 9	@ Chi	L	S	18	146	8.1	21	0	2	9	4.5	6	0
Dec 15	GB	L	S	18	134	7.4	41	1	4	19	4.8	10	0
Dec 22	@ Was	W	S	22	96	4.4	43	1	3	15	5.0	10t	1
Dec 29	Phi	L	S	17	48	2.8	9	0	5	39	7.8	18	0
Totals		8-8	14/14	217	1121	5.2	43	9	53	350	6.6	22	1

2014 Dallas Cowboys				RUSHING				RECEIVING					
Date	Opp	W/L	P/S	Att	Yds	Avg	Lg	TD	No	Yds	Avg	Lg	TD
Sept 7	SF	L	S	22	118	5.4	15	1	3	25	8.3	13	0
Sept 14	@ Ten	W	S	29	167	5.8	22	1	1	6	6.0	6	0
Sept 21	@ StL	W	S	24	100	4.2	44	1	4	31	7.8	11	0
Sept 28	NO	W	S	24	149	6.2	28t	2	1	6	6.0	6	0
Oct 5	Hou	W	S	31	136	4.4	17	0	6	56	9.3	16	0
Oct 12	@ Sea	W	S	28	115	4.1	25	1	6	31	5.2	14	0
Oct 19	NYG	W	S	28	128	4.6	21	1	1	4	4.0	4	0
Oct 27	Was	L	S	19	141	7.4	51	0	4	80	20.0	34	0
Nov 2	Ari	L	S	19	79	4.2	17	0	4	11	2.8	5	0
Nov 9	@ Jax	W	S	19	100	5.3	23	0	6	31	5.2	17	0
Nov 23	@ NYG	W	S	24	121	5.0	18	0	2	22	11.0	15	0
Nov 27	Was	L	S	20	73	3.7	9	1	6	40	6.7	15	0
Dec 4	@ Chi	W	S	32	179	5.6	40	1	9	49	5.4	11	0
Dec 14	@ Phi	W	S	31	81	2.6	21	2	1	3	3.0	3	0
Dec 21	Ind	W	S	22	58	2.6	11	1	0	0	-	-	0
Dec 28	@ Was	W	S	20	100	5.0	32	1	3	21	7.0	10	0
Totals		12-4	16/16	392	1845	4.7	51	13	57	416	7.3	34	0

2015 Philadelphia Eagles				RUSHING				RECEIVING					
Date	Opp	W/L	P/S	Att	Yds	Avg	Lg	TD	No	Yds	Avg	Lg	TD
Sept 14	@ Atl	L	S	8	9	1.1	8t	1	4	11	2.8	6	1
Sept 20	Dal	L	S	13	2	0.2	9	0	5	53	10.6	22	0
Sept 27	@ NYJ	W	IA										
Oct 4	@ Was	L	p	8	36	4.5	30	0	2	12	6.0	8	0
Oct 11	NO	W	S	20	83	4.2	24	1	7	37	5.3	13	0
Oct 19	NYG	W	p	21	112	5.3	21	1	3	14	4.7	7	0
Oct 25	@ Car	L	S	18	65	3.6	11	0	2	5	2.5	3	0
Nov 8	@ Dal	W	S	18	83	4.6	20	1	6	78	13.0	44	0
Nov 15	Mia	L	S	22	61	2.8	13	0	6	58	9.7	20	0
Nov 22	TB	L	S	13	64	4.9	16	0	4	27	6.8	11	0
Nov 26	@ Det	L	S	14	30	2.1	19	0	0	0	-	-	0
Dec 6	@ NE	W	p	8	24	3.0	19	0	0	0	-	-	0
Dec 13	Buf	W	p	11	34	3.1	7	0	2	3	1.5	4	0
Dec 20	Ari	L	p	2	3	1.5	2	0	0	0	-	-	0
Dec 26	Was	L	p	5	27	5.4	12	1	3	24	8.0	13	0
Jan 3	@ NYG	W	p	12	69	5.8	54t	1	0	0	-	-	0
Totals		7-9	15/8	193	702	3.6	54t	6	44	322	7.3	44	1

2016 Philadelphia Eagles				RUSHING				RECEIVING					
Date	Opp	W/L	P/S	Att	Yds	Avg	Lg	TD	No	Yds	Avg	Lg	TD
Sept 11	Min	L	S	13	42	3.2	12	0	5	35	7.0	14	2
Sept 18	@ Det	W	S	12	89	7.4	67	0	7	56	8.0	22	0
Sept 25	Oak	L	S	16	114	7.1	36	1	5	41	8.2	16	0
Oct 2	@ Hou	L	S	25	95	3.8	14	2	2	24	12.0	14	0
Oct 9	@ Mia	W	S	27	121	4.5	14	0	5	16	3.2	7	0
Oct 16	Cle	W	S	21	65	3.1	16	1	0	0	-	0	0
Oct 23	Ind	L	S	25	107	4.3	14	1	3	20	6.7	13	0
Oct 27	Jax	W	S	21	123	5.9	22	1	1	5	5.0	5	0
Nov 6	@ SD	L	S	14	51	3.6	13	1	7	29	4.1	10	0
Nov 13	GB	W	S	17	123	7.2	75t	1	2	33	16.5	35	0
Nov 20	@ Ind	L	S	21	70	3.3	8	0	3	9	3.0	4	1
Nov 27	@ Chi	W	S	17	43	2.5	10	0	5	41	8.2	16	0
Dec 11	Den	W	S	21	92	4.4	11	1	0	0	-	0	0
Dec 18	@ KC	W	S	18	89	4.9	12	0	5	52	10.4	19	0
Dec 24	@ Jax	L	S	14	42	3.0	11	0	2	18	9.0	18	0
Jan 1	Hou	W	S	11	21	1.9	7	0	1	-2	-2.0	-2	0
Totals		9-7	16/16	293	1,287	4.4	75t	9	53	377	7.1	35	3

2016 Tennessee Titans				RUSHING				RECEIVING					
Date	Opp	W/L	P/S	Att	Yds	Avg	Lg	TD	No	Yds	Avg	Lg	TD
Sept 11	Min	L	S	13	42	3.2	12	0	5	35	7.0	14	2
Sept 18	@ Det	W	S	12	89	7.4	67	0	7	56	8.0	22	0
Sept 25	Oak	L	S	16	114	7.1	36	1	5	41	8.2	16	0
Oct 2	@ Hou	L	S	25	95	3.8	14	2	2	24	12.0	14	0
Oct 9	@ Mia	W	S	27	121	4.5	14	0	5	16	3.2	7	0
Oct 16	Cle	W	S	21	65	3.1	16	1	0	0	-	0	0
Oct 23	Ind	L	S	25	107	4.3	14	1	3	20	6.7	13	0
Oct 27	Jax	W	S	21	123	5.9	22	1	1	5	5.0	5	0
Nov 6	@ SD	L	S	14	51	3.6	13	1	7	29	4.1	10	0
Nov 13													

DeMARCO MURRAY'S NFL STATISTICS

REGULAR SEASON

Year	Team	REGULAR SEASON		RUSHING					RECEIVING				
		GP	GS	No	Yds	Avg	Lg	TD	Att	Yds	Avg	Lg	TD
2011	Dallas	13	7	164	897	5.5	91t	2	26	183	7.0	18	0
2012	Dallas	10	10	161	663	4.1	48	4	35	251	7.2	22	0
2013	Dallas	14	14	217	1,121	5.2	43	9	53	350	6.6	22	1
2014	Dallas	16	16	392	1,845	4.7	51	13	57	416	7.3	34	0
2015	Philadelphia	15	8	193	702	3.6	54t	6	44	322	7.3	44	1
2016	Tennessee	16	16	293	1,287	4.4	75t	9	53	377	7.1	35	3
NFL Totals		84	71	1,420	6,515	4.6	91t	43	268	1,899	7.1	44	5

PLAYOFFS

Year	Team	PLAYOFFS		RUSHING					RECEIVING				
		GP	GS	No	Yds	Avg	Lg	TD	Att	Yds	Avg	Lg	TD
2014	Dallas	2	2	44	198	4.5	30	2	4	27	6.8	13	0
NFL Totals		2	2	44	198	4.5	30	2	4	27	6.8	13	0

Single-Game Highs

Rushing Attempts - 32 at Chicago (12/4/14)
 Rushing Yards - 253 vs. St. Louis (10/23/11)
 Long Rush - 91t vs. St. Louis (10/23/11)
 Rushing Touchdowns - 3 vs. Oakland (11/28/13)
 Receptions - 9 at Chicago (12/4/14)
 Receiving Yards - 80 vs. Washington (10/27/14)
 Long Reception - 44 at Dallas (11/8/15)
 Receiving Touchdown - 2 vs. Minnesota (9/11/16)

Playoff Single-Game Highs

Rushing Attempts - 25 at Green Bay (1/11/15)
 Rushing Yards - 123 at Green Bay (1/11/15)
 Long Rush - 30 at Green Bay (1/11/15)
 Rushing Touchdowns - 1 (Twice, last at Green Bay 1/11/15)
 Receptions - 3 vs. Detroit (1/4/15)
 Receiving Yards - 22 vs. Detroit (1/4/15)
 Long Reception - 13 vs. Detroit (1/4/15)

Additional Statistics

Passing - 10-yard touchdown pass to Delanie Walker (vs. Green Bay, 11/13/16)
 Kickoff Returns - 2 for 36 yards, 22 long (2011)
 Fumble Recovery - 1 (2016)



51 VICTOR OCHI

LINEBACKER • 6'1" • 242 LBS • COLLEGE: STONY BROOK

ACQUIRED: FREE AGENT - 2017

NFL EXPERIENCE (NFL/TITANS): 2/1 • HOMETOWN: HARLEM, N.Y.

GAMES PLAYED/GAMES STARTED: 2/0 (PLAYOFFS: 0/0)



PRO: The Titans added free agent linebacker Victor Ochi during the 2017 offseason to provide depth and competition in the linebacking corps. A four-year contributor to Stony Brook's defense, the 6-foot-1-inch, 242-pounder originally signed with the Baltimore Ravens as a rookie free agent following the 2016 NFL Draft. In addition to netting two games of NFL experience with the New York Jets, Ochi spent time on the Ravens and Jets practice squads last season as well as the Kansas City Chiefs roster during the postseason before being signed to the Titans roster in June.

TITANS TIDBITS:

- The son of Nigerian immigrants, Ochi lived in Nigeria with his aunt from age nine-12. According to Ochi, this experience helped shape his work ethic.

CAREER TRANSACTIONS:

- The Harlem, N.Y. native signed with the Baltimore Ravens as a rookie free agent on May 6, 2016.
- Waived by the Ravens on Sept. 3, 2016.
- Signed by the New York Jets to the team's practice squad on Sept. 12, 2016.
- Signed by the Jets to the active roster from the practice squad on Oct. 22, 2016.
- Waived by the Jets on Nov. 5, 2016.
- Signed by the Jets to the practice squad on Nov. 12, 2016.
- Signed by the Kansas City Chiefs from the Jets practice squad on Jan. 3, 2017.
- Waived by the Chiefs on May 22, 2017.
- Signed by the Titans as an unrestricted free agent on June 13, 2017.

SEASON RECAPS:

2016 (2/0 - Baltimore, New York Jets, Kansas City): Signed with the Ravens as a rookie free agent following the 2016 Draft but was waived during training camp roster cuts. Signed by the New York Jets to the practice squad in Week 2 of the 2016 season and was signed to the active roster for Weeks 7-8. Waived on Nov. 5 and re-signed to the Jets practice squad on Nov. 12. Signed to the Kansas City Chiefs active roster on Jan. 3 for the postseason and was inactive for the Chiefs playoff contest against Pittsburgh (1/15/17). Waived by the Chiefs on May 22 and signed to the Titans roster on June 13.

- Against Baltimore (10/23), made his NFL debut in Week 7 and recorded one tackle.
- At Cleveland (10/30), participated on defense and special teams but did not record any statistics.

COLLEGE:

- Appeared in 45 games with 35 starts during his four-year career at Stony Brook. Recorded 182 tackles, 50.5 tackles for a loss of 232 yards, four forced fumbles and a Stony Brook program record 32.5 sacks for 184 yards. Participated in the 2016 NFL Combine and the East-West Shrine Game, where he was elected by his peers as game captain.
- As a senior (2015), started all 10 games for the Seawolves. Garnered 47 tackles, a CAA-leading 16.5 tackles for a loss of 68 yards, forced one fumble and posted 13 sacks, the second most in single-season school history. Ochi had four games in 2015 with at least two sacks.
- As a junior (2014), started all 11 games and posted 57 tackles including 16.5 tackles for a loss of 74 yards. Tallied 11 sacks for 55 yards and forced two fumbles on the season. Earned first team All-CAA honors.
- As a sophomore (2013), appeared in all 11 games and made nine starts. Notched 33 tackles, a team-leading 10 tackles for loss, 5.5 sacks and

forced one fumble.

- As a freshman (2012), played in all 13 games with five starts. Recorded 45 tackles, 7.5 tackles for loss and three sacks on the season.
- As a true freshman (2011), redshirted.
- Graduated from Stony Brook with a degree in health science.

PERSONAL:

- Attended Valley Stream Central (N.Y.) High School where he earned All-New York State, All-Nassau County and All-Long Island honors as a senior.
- Also ran track for Valley Stream Central.
- Son of Emmanuel and Queen Ochi.
- Has two brothers and one sister.
- Follow Ochi on Instagram at @udo.ochi.
- Born Udochukwu Victor Ochi on Oct. 2, 1993 in the Bronx, N.Y.

VICTOR OCHI'S GAME-BY-GAME

2016 New York Jets

Date	Opp	W/L	P/S	Tot	Solo	Asst	Sk	- Yds	QBP	TFL	Int-	Yds	-TD	PD	FF	FR-	Yds	SpT	
Sept 11	Cin	L	NOR																
Sept 15	@ Buf	W	PS																
Sept 25	@ KC	L	PS																
Oct 2	Sea	L	PS																
Oct 9	@ Pit	L	PS																
Oct 17	@ Ari	L	PS																
Oct 23	Bal	W	p	1	0	1	0.0	0.0	0	0	0	0	0	0	0	0	0	0	0
Oct 30	@ Cle	W	p	0	0	0	0.0	0.0	0	0	0	0	0	0	0	0	0	0	0
Nov 6	@ Mia	L																	
Nov 13	LA	L	PS																
Nov 27	NE	L	PS																
Dec 5	Ind	L	PS																
Dec 11	@ SF	W	PS																
Dec 17	Mia	L	PS																
Dec 24	@ NE	L	PS																
Jan 1	Buf	W	PS																
Totals		5-11	2/0	1	0	1	0.0	0.0	0	0	0	0	0	0	0	0	0	0	0

VICTOR OCHI'S NFL STATISTICS

REGULAR SEASON		TACKLES										INTERCEPTIONS					FUMBLES			
Year	Team	GP	GS	Tot	Solo	Asst	Sk	Yds	QBP	TFL	No	Yds	Lg	TD	PD	FF	FR	Yds	SpT	
2016	NY Jets	2	0	1	0	1	0.0	0.0	0	0	0	0	-	0	0	0	0	0	0	
NFL Totals		2	0	1	0	1	0.0	0.0	0	0	0	0	-	0	0	0	0	0	0	

Single-Game Highs

Tackles - 1 vs. Baltimore (10/23/16)



98 BRIAN ORAKPO

OUTSIDE LINEBACKER • 6'4" • 257 LBS • COLLEGE: TEXAS
 ACQUIRED: UNRESTRICTED FREE AGENT (WASHINGTON) - 2015
 NFL EXPERIENCE (NFL/TITANS): 9/3 • HOMETOWN: HOUSTON, TEXAS
 GAMES PLAYED/GAMES STARTED: 103/103 (PLAYOFFS: 0/0)



Captain: 2015, 2016



Pro Bowl: 2009, 2010, 2013, 2016

PRO: The Titans entered the 2015 NFL free agency period looking to add pass rushing talent from the outside linebacker spot in their 3-4 defensive alignment. The club found just that when they signed Brian Orakpo as an unrestricted free agent on March 13, 2015. The 6-foot-4-inch, 257-pounder arrived in Tennessee as a three-time Pro Bowl selection, having registered 40 career sacks and 156 quarterback pressures in six seasons (2009-14) with the Washington Redskins. In his first campaign with the Titans, he tied for the team lead with seven sacks, and in 2016, he earned his fourth Pro Bowl berth while leading the team with 10.5 sacks and ranking second on the squad with 49 quarterback pressures. The University of Texas product was originally drafted by the Redskins in the first round (13th overall) of the 2009 NFL Draft.

CAREER HIGHLIGHTS:

- In 2016, Orakpo was named to his fourth Pro Bowl after leading the team and tying for sixth in the AFC in sacks with 10.5. He also ranked second on the team with 49 quarterback pressures.
- In 2015, Orakpo started all 16 games in his first season with the Titans and tied for the team lead with seven sacks. He also led the squad with 12 tackles for loss and 37 quarterback pressures.
- In 2013, Orakpo earned his third career Pro Bowl berth after leading the Redskins with 10 sacks.
- Orakpo led or tied for the team lead in sacks in each of his first three seasons with the Redskins.
- In 2009, Orakpo was selected to his second consecutive Pro Bowl after leading the squad with 8.5 sacks.
- In 2009, Orakpo earned a Pro Bowl berth and was named to the PFWA/PFWA All-Rookie Team after setting a Redskins rookie record and leading all NFL rookies with 11 sacks.

TITANS TIDBITS:

- Orakpo annually hosts The Brian Orakpo Leukemia Golf Classic to raise money for the National Capital Area Chapter of the Leukemia and Lymphoma Society.
- Orakpo is a good friend with former Titans safety Michael Griffin. The two played together for three seasons at the University of Texas and Griffin was an integral part in helping recruit Orakpo to Nashville.

CAREER TRANSACTIONS:

- The Houston, Texas, native was selected by the Washington Redskins in the first round (13th overall) of the 2009 NFL Draft.
- Signed by the Redskins as their franchise player on March 27, 2014.
- Signed by the Titans as an unrestricted free agent on March 13, 2015.

SEASON RECAPS:

2016 (16/16 - Tennessee): Named to the Pro Bowl. Started all 16 games at outside linebacker and led the team and tied for sixth in the AFC with 10.5 sacks. Ranked second on the team with 49 quarterback pressures. Registered 55 tackles, including four stops for loss, a forced fumble and five passes defended. Tied for the team lead in tackles once in 2016 (at MIA). Led or tied for the team lead in sacks eight times in 2016 (at DET, vs. OAK, at HOU, at MIA, vs. CLE, vs. GB, vs. DEN, at KC). Led or tied for the team lead in quarterback pressures six times in 2016 (at DET, vs. OAK, at HOU, vs. GB, vs. DEN, at KC). Tied for the team lead in passes defended once in 2016 (vs. HOU). Tied a career-high with eight tackles at Miami (10/9/16).

- At Detroit (9/18), started at outside linebacker and posted five tackles, including two sacks, a team-high four quarterback pressures and two stops for loss. Dropped Matthew Stafford for a one-yard sack early in the third quarter. Came off the edge and sacked Stafford for a nine-yard loss during

the Lions' final drive in the fourth quarter.

- Against Oakland (9/25), started at outside linebacker and tallied two tackles, including a sack and a team-best three quarterback pressures. Ended a Raiders' drive by dropping Derek Carr for a four-yard sack on third-and-nine late in the third quarter.
- At Houston (10/2), started at outside linebacker and recorded four tackles, a sack, four quarterback pressures and a pass defended. Combined with Al Woods to stop Lamar Miller for no gain on a rush off left tackle in the first quarter. Sacked Brock Osweiler for a 10-yard loss in the first quarter. Broke up a pass intended for DeAndre Hopkins in the second quarter.
- At Miami (10/9), started at outside linebacker and tied a career-high with eight tackles, including two sacks, three quarterback pressures and a stop for loss. Became the third player in franchise history to record six or more sacks in the first five games of a season since individual sacks became an official statistic in 1982. Stuffed Dominique Jones for a one-yard loss on a short pass in the left flat in the third quarter. Dropped Ryan Tannehill for a nine-yard sack midway through the fourth quarter. Two plays later, sacked Tannehill for a 10-yard loss on third-and-10.
- Against Cleveland (10/16), started at outside linebacker and notched four tackles, including a sack and three quarterback pressures. Dropped Cody Kessler for a nine-yard sack midway through the third quarter. The play gave Orakpo five consecutive games with at least one sack, marking the eighth time in franchise history a player accomplished the feat.
- Against Green Bay (11/13), started at outside linebacker and notched four tackles, including a team-best two sacks and tied for the club lead with four quarterback pressures. Sacked Aaron Rodgers for an 11-yard loss late in the third quarter. Registered his second sack of the afternoon by dropping Rodgers for an eight-yard loss late in the fourth quarter.
- At Indianapolis (11/20), started at outside linebacker and recorded five tackles, five quarterback pressures and a pass defended. Batted down a screen pass intended for Jordan Todman in the second quarter.
- Against Denver (12/11), started at outside linebacker in his 100th career NFL game and collected four tackles, a sack and a team-high six quarterback pressures. Dropped Trevor Siemian for a five-yard sack late in the third quarter.
- At Kansas City (12/18), started at outside linebacker and tallied five tackles, a half sack, four quarterback pressures and a pass defended. Ended a Chiefs drive by batting down a third-and-nine pass intended for Jeremy Maclin late in the first quarter. Teamed with DaQuan Jones to drop Alex Smith for a four-yard sack in the third quarter.
- Against Houston (1/1), started at outside linebacker and registered a tackle for loss, three quarterback pressures and a team-best two passes defended. Batted down a pass intended for Will Fuller on third-and-eight late in the third quarter. Sealed the victory by batting down a fourth-down pass intended for Will Fuller late in the fourth quarter.

2015 (16/16 - Tennessee): Started all 16 games at outside linebacker in his first season with the Titans and tied for the team lead with seven sacks. Led the squad with 12 tackles for loss and 37 quarterback pressures. Registered 64 tackles, five passes defended, a forced fumble and a blocked field goal. With his sack at Jacksonville (11/19/15), tied a career high with his fourth consecutive game with at least one sack. Led or tied for the team lead in sacks five times in 2015 (vs. MIA, at HOU, at NO, vs. CAR, at JAX). Led or tied for the team lead in quarterback pressures 11 times in 2015 (at TB, at CLE, vs. MIA, vs. ATL, at HOU, at NO, at JAX, vs. JAX, at NE, vs. HOU, at IND). Led or tied for the team lead in tackles for loss four times in 2015 (vs. IND, at NO, vs. OAK, at IND). Tied for the team lead in passes defended four times in 2015 (at HOU, at NO, at JAX, vs. HOU).

- At Tampa Bay (9/13), started at outside linebacker in his Titans debut and

led the team with four quarterback pressures. Collected a tackle.

- Against Indianapolis (9/27), started at outside linebacker and totaled a sack, a tackle for loss and a quarterback pressure. Halted a Colts drive and registered his first sack with the Titans by dropping Andrew Luck for a six-yard loss on third-and-three in the second quarter.
- Against Miami (10/18), started at outside linebacker and tallied five tackles, including a sack, a stop for loss and a quarterback pressure. Ended a Dolphins' drive by sacking Ryan Tannehill for a two-yard loss on third-and-eight late in the third quarter.
- Against Atlanta (10/25), started at outside linebacker and amassed five tackles and three quarterback pressures.
- At Houston (11/1), started at outside linebacker and registered three tackles, including a sack, two tackles for loss, three quarterback pressures and a pass defended. Stuffed Chris Polk for no gain on a rush off right end in the second quarter. Dropped Brian Hoyer for a seven-yard sack late in the second quarter. Ended a Texans' drive by breaking up a pass intended for Garrett Graham on third-and-eight in the final stanza.
- At New Orleans (11/8), started at outside linebacker and totaled five tackles, including two sacks, two tackles for loss, five quarterback pressures and a pass defended. Broke up a pass intended for Willie Snead in the first quarter. Dropped Drew Brees for a four-yard sack in the second quarter. Sacked Brees for an eight-yard loss late in the fourth quarter. Deflected Kai Forbath's potential 46-yard game-winning field goal with less than a minute to play in the fourth quarter.
- Against Carolina (11/15), started at outside linebacker and tallied six tackles, including a sack, a stop for loss and a quarterback pressure. Teamed with Daimion Stafford to stuff Greg Olsen for a six-yard loss on a short pass in the second quarter. Ended a Panthers' drive by sacking Cam Newton for a six-yard loss on third-and-18 early in the third quarter.
- At Jacksonville (11/19), started at outside linebacker and collected four tackles, a sack, a forced fumble, a team-best four quarterback pressures, a stop for loss and a pass defended. Knocked down a pass intended for Julius Thomas on the Jaguars' first play from scrimmage. Forced a Blake Bortles fumble on a third-and-one rush that was recovered by David Bass at the Titans' 45-yard line in the second stanza. Made the Jaguars attempt a field goal by sacking Bortles for a nine-yard loss on third-and-three in the second quarter. With his sack, he tied a career high with his fourth consecutive game with at least one sack.
- At Indianapolis (1/3), started at outside linebacker and recorded four tackles with a team-high five quarterback pressures and a stop for loss. Stuffed Frank Gore for a one-yard loss on a rush up the middle in the first quarter. Teamed with Coty Sensabaugh to stuff Trey Williams for no gain on a rush off right end in the fourth quarter.

2014 (7/7 - Washington): Started seven games and made 28 tackles, a half sack, nine quarterback pressures, a tackle for loss and a pass defended prior to being placed on injured reserve on Oct. 21, 2014.

- Against Seattle (10/6), tied a career high with eight tackles.

2013 (15/15 - Washington): Started 15 games one season removed from injury, earning his third career Pro Bowl berth after leading the team with 10.0 sacks. Also added the first interception and first touchdown of his career. Was inactive for one game.

- At Green Bay (9/15), registered five tackles with one sack, pushing him past the 30-sack milestone for his career.
- At Oakland (9/29), posted four tackles, two passes defended and two sacks.
- Against Chicago (10/20), collected four tackles and added the first interception of his career, which he returned 29 yards for his first career touchdown. The pick was the first of his life at any level.
- At Denver (10/27), recovered a Peyton Manning fumble to set up a Redskins touchdown.
- At Philadelphia (11/17), posted five tackles, including 1.5 sacks.
- Against N.Y. Giants (12/1), notched six tackles and two sacks.
- At Atlanta (12/15), tallied a team-high eight tackles, including 1.5 sacks and a fumble recovery.

2012 (2/2 - Washington): Started two games before suffering a season-ending injury to his pectoral. Posted eight tackles, including a sack, three quarterback pressures, a tackle for loss, a forced fumble and three passes defended. Placed on injured reserve on Sept. 18, 2012.

- At New Orleans (9/9), produced two solo tackles and three passes defended in a season-opening win.
- At St. Louis (9/16), registered three tackles and a strip-sack before leaving the game with an injury.

2011 (16/16 - Washington): Started all 16 games and notched nine sacks, which led the team for the third consecutive season. Finished with 66 tackles, 35 quarterback pressures, seven tackles for loss, five passes defended and three forced fumbles.

- Against Arizona (9/18), finished with one solo tackle, one sack and a forced fumble.
- At St. Louis (10/2), earned NFC Defensive Player of the Week honors after recording five tackles, 2.5 sacks and one forced fumble.
- At Carolina (10/23), recorded seven tackles and one sack.
- Against San Francisco (11/6), posted five tackles and one sack.
- At Seattle (11/27), notched four tackles, one sack and one pass defended.
- At N.Y. Giants (12/18), tallied two tackles, one sack and one pass defended.

2010 (15/15 - Washington): Started 15 games in his second campaign and amassed 78 tackles, a team-best 8.5 sacks, 47 quarterback pressures, nine tackles for loss and one forced fumble. Named to his second Pro Bowl. Was inactive for one contest.

- Against Dallas (9/12), recorded two tackles, as well as three quarterback pressures. Forced a holding penalty which negated what would have been the game tying touchdown with time expiring in the fourth quarter.
- Against Houston (9/19), totaled six tackles and a sack. His sack of quarterback Matt Schaub marked the 12th of his career.
- At St. Louis (9/26), had seven tackles and one sack.
- Against Green Bay (10/10), collected five tackles and two sacks.
- Against Indianapolis (10/17), totaled three tackles, one sack, four quarterback pressures and one forced fumble.
- At Chicago (10/24), registered six tackles, two sacks and three quarterback pressures. It marked the third consecutive game in which he recorded a sack, the first time in his career he accomplished the feat.
- Against Philadelphia (11/15), posted nine tackles and half a sack.
- Against Minnesota (11/28), amassed six tackles and one sack.

2009 (16/16 - Washington): Started all 16 regular season games and totaled 61 tackles, 11 sacks, 13 tackles for loss and 20 quarterback pressures. Named to the Pro Bowl and finished fourth in balloting for the *Associated Press* Defensive Rookie of the Year award. Set a Redskins rookie record for sacks (11), surpassing the previous high of six shared by Dean Hamel (1985) and Andre Collins (1990). Led all NFL rookies, finished tied for fourth in the NFC and tied for seventh in the NFL with 11 sacks. Became the first Redskins rookie to have at least a half-sack in four straight games.

- Against Detroit (9/27), recorded his first career sack.
- At Atlanta (11/8), posted two sacks, marking the first multi-sack game of his career.
- At Oakland (12/23), tied a Redskins record with a career-high four sacks and became the first NFL rookie to record four sacks in a game since Cornelius Bennett on Dec. 27, 1987.

COLLEGE:

- Won the Nagurski Trophy (nation's top defensive player), Lombardi Award (nation's top lineman), Hendricks Award (nation's top defensive end) and was a finalist for the Lott Trophy (defensive IMPACT player of the year) in 2008.
- Was a unanimous first-team All-America selection by the American Football Coaches Association, Associated Press, Football Writers Association of America, Sporting News and Walter Camp Football Foundation.
- Was the consensus Big 12 Defensive Player of the Year and unanimous first-team All-Big 12 selection.
- Named to the Playboy All-American team as a senior in 2008.
- Posted 132 career tackles, 22 sacks (tied for 10th on Texas' all-time list), 38 tackles for a loss, 62 pressures, six passes defended, six forced fumbles and one fumble recovery during his career.
- As a senior (2008), posted 42 tackles and led the team with 11.5 sacks (sixth in NCAA), 19 tackles for loss (tied for seventh NCAA), 30 pressures and four forced fumbles (tied-12th NCAA).
- As a junior (2007), appeared in nine games, starting eight, and tallied 37 tackles, nine tackles for loss, 5.5 sacks, 12 pressures, two passes defended and a forced fumble.
- As a sophomore (2006), played in all 13 games, recording 26 tackles, six tackles for loss, 4.5 sacks and two passes defended.
- As a redshirt freshman (2005), was named Defensive Freshman of the Year and first-team Freshman All-America by *The Sporting News*. Earned Big 12 Defensive Freshman of the Year from the league's coaches and *The*

Sporting News after recording 27 tackles and four tackles for loss.

- Graduated from Texas with a degree in youth and community studies in December 2008.

PERSONAL:

- Married to Bitura, and the couple has one son, Brian Jr., one daughter, Brianna, and another baby on the way due in Nov. 2017.
- Played for Lamar (Texas) High School and was a three-year letterman and starter at defensive end as a sophomore, junior and senior. Was a two-time first-team all-district selection and was part of a Lamar squad that posted at least nine victories all three years (29-8 record).
- Posted 36 tackles, 12 tackles for loss and nine sacks and was tabbed second-team All-Greater Houston and first-team all-district 18-5A as a junior and senior.
- Also played high school basketball during his freshman through junior years.
- Was a member of University of Texas' Athletic Director's Honor Roll (Spring 2008) and was a prep honor roll student who posted better than a 3.0 GPA.
- Has a brother, Michael, who played collegiately at Colorado State and Texas State, and a sister, Jennifer.
- Follow Orakpo on Twitter at @rak98.
- Follow Orakpo on Instagram at @orakpo98.
- Born Brian Ndubisi Orakpo on July 31, 1986 in Houston, Texas.

BRIAN ORAKPO'S GAME-BY-GAME

2009 Washington Redskins

Date	Opp	W/L	P/S	Tot Solo Asst	Sk - Yds	QBP	TFL	Int - Yds	-TD	PD	FF	FR - Yds	SpT					
Sept 13	@ NYG	L	S	2	2	0	0.0	0.0	NA	NA	0	0	0	0	0	0		
Sept 20	StL	W	S	1	0	1	0.0	0.0	NA	NA	0	0	0	0	0	0		
Sept 27	@ Det	L	S	5	4	1	1.0	8.0	NA	NA	0	0	0	0	0	0		
Oct 4	TB	W	S	7	5	2	1.0	2.0	NA	NA	0	0	0	0	0	0		
Oct 11	@ Car	L	S	5	1	4	0.5	4.0	NA	NA	0	0	0	0	0	0		
Oct 18	KC	L	S	6	4	2	1.0	6.0	NA	NA	0	0	0	0	0	0		
Oct 26	Phi	L	S	2	0	2	0.0	0.0	NA	NA	0	0	0	0	0	0		
Nov 8	@ Atl	L	S	5	3	2	2.0	10.0	NA	NA	0	0	0	0	0	0		
Nov 15	Den	W	S	6	5	1	1.5	14.0	NA	NA	0	0	0	0	0	0		
Nov 22	@ Dal	L	S	4	1	3	0.0	0.0	NA	NA	0	0	0	0	0	0		
Nov 29	@ Phi	L	S	3	3	0	0.0	0.0	NA	NA	0	0	0	1	0	0		
Dec 6	NO	L	S	3	2	1	0.0	0.0	NA	NA	0	0	0	0	0	0		
Dec 13	@ Oak	W	S	6	5	1	4.0	44.0	NA	NA	0	0	0	1	0	0		
Dec 21	NYG	L	S	1	1	0	0.0	0.0	NA	NA	0	0	0	0	0	0		
Dec 27	Dal	L	S	3	2	1	0.0	0.0	NA	NA	0	0	0	0	0	0		
Jan 3	@ SD	L	S	2	2	0	0.0	0.0	NA	NA	0	0	0	0	0	0		
Totals				4-12	16/16	61	40	21	11.0	83.5	20	13	0	0	1	0	0	0

2010 Washington Redskins

Date	Opp	W/L	P/S	Tot Solo Asst	Sk - Yds	QBP	TFL	Int - Yds	-TD	PD	FF	FR - Yds	SpT					
Sept 12	Dal	W	S	2	2	0	0.0	0.0	NA	NA	0	0	0	1	0	0	0	0
Sept 19	Hou	L	S	6	6	0	1.0	3.0	NA	NA	0	0	0	1	0	0	0	0
Sept 26	@ StL	L	S	7	6	1	1.0	3.0	NA	NA	0	0	0	0	0	0	0	0
Oct 3	@ Phi	W	S	6	6	0	0.0	0.0	NA	NA	0	0	0	0	0	0	0	0
Oct 10	GB	W	S	5	5	0	2.0	12.0	NA	NA	0	0	0	0	0	0	0	0
Oct 17	Ind	L	S	3	3	0	1.0	8.0	NA	NA	0	0	0	0	1	0	0	0
Oct 24	@ Chi	W	S	6	5	1	2.0	9.0	NA	NA	0	0	0	0	0	0	0	0
Oct 31	@ Det	L	S	6	3	3	0.0	0.0	NA	NA	0	0	0	0	0	0	0	0
Nov 15	Phi	L	S	9	6	3	0.5	0.5	NA	NA	0	0	0	0	0	0	0	0
Nov 21	@ Ten	W	S	7	6	1	0.0	0.0	NA	NA	0	0	0	0	0	0	0	0
Nov 28	Min	L	S	6	6	0	1.0	4.0	NA	NA	0	0	0	0	0	0	0	0
Dec 5	@ NYG	L	S	6	4	2	0.0	0.0	NA	NA	0	0	0	0	0	0	0	0
Dec 12	TB	L	S	3	1	2	0.0	0.0	NA	NA	0	0	0	0	0	0	0	0
Dec 19	@ Dal	L	S	2	0	2	0.0	0.0	NA	NA	0	0	0	0	0	0	0	0
Dec 26	@ Jax	W	IA															
Jan 2	NYG	L	S	4	3	1	0.0	0.0	NA	NA	0	0	0	0	0	0	0	0
Totals				6-10	15/15	78	62	16	8.5	39.5	47	9	0	0	2	1	0	0

2011 Washington Redskins

Date	Opp	W/L	P/S	Tot Solo Asst	Sk - Yds	QBP	TFL	Int - Yds	-TD	PD	FF	FR - Yds	SpT					
Sept 11	NYG	W	S	3	2	1	0.0	0.0	NA	NA	0	0	0	0	0	0	0	0
Sept 18	Ari	W	S	1	1	0	1.0	8.0	NA	NA	0	0	0	1	1	0	0	0
Sept 26	@ Dal	L	S	2	2	0	0.0	0.0	NA	NA	0	0	0	0	0	0	0	0
Oct 2	@ StL	W	S	5	4	1	2.5	13.0	NA	NA	0	0	0	1	0	0	0	0
Oct 16	Phi	L	S	6	3	3	0.0	0.0	NA	NA	0	0	0	1	0	0	0	0
Oct 23	@ Car	L	S	7	3	4	1.0	7.0	NA	NA	0	0	0	0	0	0	0	0
Oct 30	@ Buf	L	S	6	4	2	0.0	0.0	NA	NA	0	0	0	0	1	0	0	0
Nov 6	SF	L	S	5	4	1	1.0	5.0	NA	NA	0	0	0	0	0	0	0	0
Nov 13	@ Mia	L	S	2	2	0	0.0	0.0	NA	NA	0	0	0	0	0	0	0	0
Nov 20	Dal	L	S	6	4	2	0.0	0.0	NA	NA	0	0	0	0	0	0	0	0
Nov 27	@ Sea	W	S	4	3	1	0.5	4.5	NA	NA	0	0	0	1	0	0	0	0
Dec 4	NYJ	L	S	4	3	1	0.0	0.0	NA	NA	0	0	0	1	0	0	0	0
Dec 11	NE	L	S	1	1	0	0.0	0.0	NA	NA	0	0	0	0	0	0	0	0
Dec 18	@ NYG	W	S	2	0	2	1.0	3.0	NA	NA	0	0	0	1	0	0	0	0
Dec 24	Min	L	S	9	3	6	0.0	0.0	NA	NA	0	0	0	0	0	0	0	0
Jan 1	@ Phi	L	S	3	1	2	2.0	20.0	NA	NA	0	0	0	1	0	0	0	0
Totals				5-11	16/16	66	40	26	9.0	60.5	35	7	0	0	5	3	1	0

2012 Washington Redskins

Date	Opp	W/L	P/S	Tot Solo Asst	Sk - Yds	QBP	TFL	Int - Yds	-TD	PD	FF	FR - Yds	SpT						
Sept 9	@ NO	W	S	3	2	1	0.0	0.0	NA	NA	0	0	0	3	0	0	0	0	
Sept 16	@ StL	L	S	5	4	1	1.0	2.0	NA	NA	0	0	0	0	1	0	0	0	
Sept 23	Cin	L																	
														Placed on injured reserve on Sept. 18, 2012					
Totals				1-2	2/2	8	6	2	1.0	2.0	3	1	0	0	3	1	0	0	0

2013 Washington Redskins

Date	Opp	W/L	P/S	Tot Solo Asst	Sk - Yds	QBP	TFL	Int - Yds	-TD	PD	FF	FR - Yds	SpT						
Sept 9	Phi	L	S	3	2	1	0.0	0.0	NA	NA	0	0	0	0	0	0	0	0	
Sept 15	@ GB	L	S	5	5	0	1.0	12.0	NA	NA	0	0	0	0	0	0	0	0	
Sept 22	Det	L	S	6	3	3	0.0	0.0	NA	NA	0	0	0	1	0	0	0	0	
Sept 29	@ Oak	W	S	6	3	3	2.0	10.0	NA	NA	0	0	0	1	0	0	0	0	
Oct 13	@ Dal	L	S	3	1	2	0.0	0.0	NA	NA	0	0	0	0	0	0	0	0	
Oct 20	Chi	W	S	3	2	1	0.0	0.0	NA	NA	1	29	1	1	0	0	0	0	
Oct 27	@ Den	L	S	2	0	2	0.0	0.0	NA	NA	0	0	0	1	0	1	0	0	
Nov 3	SD	W	S	5	3	2	0.0	0.0	NA	NA	0	0	0	0	0	0	0	0	
Nov 7	@ Min	L	S	3	2	1	1.0	5.0	NA	NA	0	0	0	0	0	0	0	0	
Nov 17	@ Phi	L	S	6	5	1	1.5	9.0	NA	NA	0	0	0	0	0	0	0	0	
Nov 25	SF	L	S	5	4	1	1.0	4.0	NA	NA	0	0	0	1	0	0	0	0	
Dec 1	NYG	L	S	6	4	2	2.0	17.0	NA	NA	0	0	0	0	0	0	0	0	
Dec 8	KC	L	S	7	4	3	0.0	0.0	NA	NA	0	0	0	0	0	0	0	0	
Dec 15	@ Atl	L	S	8	7	1	1.5	10.0	NA	NA	0	0	0	0	1	0	0	0	
Dec 22	Dal	L	S	2	2	0	0.0	0.0	NA	NA	0	0	0	0	0	0	0	0	
Dec 29	@ NYG	L	IA																
Totals				3-13	15/15	70	47	23	10.0	67.0	42	15	1	29	1	5	0	2	0

2014 Washington Redskins

Date	Opp	W/L	P/S	Tot Solo Asst	Sk - Yds	QBP	TFL	Int - Yds	-TD	PD	FF	FR - Yds	SpT						
Sept 7	@ Hou	L	S	6	1	5	0.0	0.0	NA	NA	0	0	0	0	0	0	0	0	
Sept 14	Jax	W	S	4	2	2	0.5	5.5	NA	NA	0	0	0	0	0	0	0	0	
Sept 21	@ Phi	L	S	3	3	0	0.0	0.0	NA	NA	0	0	0	0	0	0	0	0	
Sept 25	NYG	L	S	2	2	0	0.0	0.0	NA	NA	0	0	0	0	0	0	0	0	
Oct 6	Sea	L	S	7	5	2	0.0	0.0	NA	NA	0	0	0	0	0	0	0	0	
Oct 12	@ Ari	L	S	4	3	1	0.0	0.0	NA	NA	0	0	0	1	0	0	0	0	
Oct 19	Ten	W	S	2	2	0	0.0	0.0	NA	NA	0	0	0	0	0	0	0	0	
Oct 27	@ Dal	W																	
														Placed on injured reserve on Oct. 21, 2014					
Totals				2-5	7/7	28	18	10	0.5	5.5	9	1	0	0	0	1	0	0	0

2015 Tennessee Titans

Date	Opp	W/L	P/S	Tot Solo Asst	Sk - Yds	QBP	TFL	Int - Yds	-TD	PD	FF	FR - Yds	SpT					
Sept 13	@ TB	W	S	1	1	0	0.0	0.0	4	0	0	0	0	0	0	0	0	0
Sept 20	@ Cle	L	S	5	4	1	0.0	0.0	2	1	0	0	0	0	0	0	0	0
Sept 27	Ind	L	S	1	1	0	1.0	6.0	1	1	0	0	0	0	0	0	0	0
Oct 11	Buf	L	S	1	1	0	0.0	0.0	0	0	0	0						

BRIAN ORAKPO'S NFL STATISTICS

REGULAR SEASON			TACKLES								INTERCEPTIONS					FUMBLES			
Year	Team	GP	GS	Tot	Solo	Asst	Sk	Yds	QBP	TFL	No	Yds	Lg	TD	PD	FF	FR	Yds	SpT
2009	Washington	16	16	61	40	21	11.0	83.5	20	13	0	0	0	0	1	1	0	0	0
2010	Washington	15	15	78	62	16	8.5	39.5	47	9	0	0	0	0	2	1	0	0	0
2011	Washington	16	16	66	40	26	9.0	60.5	35	7	0	0	0	0	5	3	1	0	0
2012	Washington	2	2	8	6	2	1.0	2.0	3	1	0	0	0	0	3	1	0	0	0
2013	Washington	15	15	70	47	23	10.0	67.0	42	15	1	29	29t	1	5	0	2	0	0
2014	Washington	7	7	28	18	10	0.5	5.5	9	1	0	0	0	0	1	0	0	0	0
2015	Tennessee	16	16	64	44	20	7.0	42.0	37	12	0	0	0	0	5	1	0	0	0
2016	Tennessee	16	16	55	40	15	10.5	78.0	49	4	0	0	0	0	5	1	0	0	0
NFL Totals		103	103	430	297	133	57.5	378.0	242	62	1	29	29t	1	27	8	3	0	0

Single-Game Highs

Tackles - 8 (Four times, last at Miami 10/9/16)
 Sacks - 4 at Oakland (12/13/09)
 Interceptions - 1 vs. Chicago (10/20/13)
 Forced Fumble - 1 (Eight times, last at Jacksonville 12/24/16)
 Fumble Recovery - 1 (Three times, last at Atlanta 12/15/13)
 Passes Defensed - 3 at New Orleans (9/9/12)

Additional Statistics

Touchdowns - 1 - 29-yard interception return vs. Chicago (10/20/13)
 Blocked Field Goal - 1 vs. N.Y. Giants (9/11/11), 1 at New Orleans (11/8/15)



50 NATE PALMER

LINEBACKER • 6'2" • 248 LBS • COLLEGE: ILLINOIS STATE
 ACQUIRED: WAIVERS (GB) - 2016 • NFL EXPERIENCE (NFL/TITANS): 5/2
 HOMETOWN: CHICAGO, ILL.
 GAMES PLAYED/GAMES STARTED: 38/12 (PLAYOFFS: 2/0)



PRO: The Titans claimed Nate Palmer off waivers during the 2016 offseason to bring experience and versatility to the linebacker position. The 6-foot-2-inch, 248-pounder spent his first three NFL seasons with the Green Bay Packers. The Illinois State product played in 24 games with 12 starts from 2013-15, while missing the entirety of his second season with an injury. In his first season with the Titans, he led the team in special teams stops with 12. Palmer has played both inside and outside linebacker during his NFL career and brings great flexibility to the linebacker corps.

CAREER HIGHLIGHTS:

- In 2016, Palmer notched a team-leading 12 special teams tackles.
- In 2015, he played in a career-best 16 games with 10 starts for Green Bay and collected career-highs with 80 tackles, a sack, two quarterback pressures and three passes defended.

TITANS TIDBITS:

- Palmer was the high school basketball teammate of NBA point guard Derrick Rose for two seasons.
- Palmer names his father, Nathan Sr., as the biggest influence on him as he never made excuses and successfully started his own trucking business in Chicago.
- During college, Palmer held summer jobs at the Boys and Girls Club in Champaign and later as a busboy and food expeditor at the Bloomington (Ill.) Country Club.

CAREER TRANSACTIONS:

- The Chicago, Ill., native was originally selected by the Green Bay Packers in the sixth round (193rd overall) of the 2013 NFL Draft.
- Released by the Packers April 8, 2016.
- Claimed off waivers by the Titans from the Packers on April 11, 2016.

SEASON RECAPS:

2016 (14/0 - Tennessee): Saw action in 14 games primarily on special teams in his first season with the Titans. Led the team with 12 special teams tackles. Registered two tackles, including a stop for loss on defense. Was inactive for two contests. Tied for the team lead in special teams tackles six times in 2016 (at DET, vs. CLE, vs. JAX, at SD, vs. DEN, at KC).

- Against Minnesota (9/11), made his Titans debut as a reserve on special teams.
- At Detroit (9/18), played as a reserve on special teams and tied for the team lead with two special teams tackles.
- Against Oakland (9/25), saw action as a reserve on special teams and tallied a tackle on coverage units.
- Against Cleveland (10/16), saw action as a reserve on special teams and tied for the team lead with one stop.
- Against Indianapolis (10/23), played as a reserve on special teams and saw a few snaps as a linebacker on defense as well.
- Against Jacksonville (10/27), saw limited action as a reserve at linebacker. Tied for the team lead with a special teams tackle.
- At San Diego (11/6), tied for the team lead with a special teams tackle on coverage units.
- Against Green Bay (11/13), played as a reserve on special teams and saw limited action at linebacker. Registered a special teams stop on coverage units.
- Against Denver (12/11), saw action as a reserve on special teams and tied for the team lead with a special teams stop.
- At Kansas City (12/18), tied for the team lead with two special teams tackles on coverage units.
- At Jacksonville (12/24), played as a reserve on special teams and saw

action in a limited role at linebacker. Posted two tackles, including a stop for loss on defense.

2015 (16/10, 2/0 - Green Bay): Played in all 16 games with 10 starts at linebacker and finished third on the team with 80 tackles and added a sack, two quarterback pressures and three passes defended. Added four tackles on special teams. Appeared in both postseason contests.

- At Chicago (9/13), saw significant action as a reserve and finished second on the team with nine tackles and a pass defended.
- Against Seattle (9/20), made the first start of his career on the inside, and led the linebackers with six tackles and a pass defended.
- At San Francisco (10/4), started and led the linebackers with six tackles and a pass defended.
- Against San Diego (10/18), started and finished with a team-leading and career-high 13 tackles. Added a quarterback pressure and helped limit the Chargers to just 60 yards rushing on 21 carries.
- Against Detroit (11/15), started at linebacker and registered 11 tackles, including a stop of fullback Michael Burton for no gain on a third-and-one in the fourth quarter to force a Detroit punt.
- At Minnesota (11/22), started and finished with five tackles and his first career sack. Midway through the second quarter, came up after initially dropping into coverage to bring down Teddy Bridgewater for a sack.
- Against Chicago (11/26), started and posted 11 tackles.

2014 (0/0, 0/0 - Green Bay): Spent the entire season on injured reserve after suffering a knee injury in the preseason finale. Placed on injured reserve on Aug. 30.

2013 (8/2, 0/0 - Green Bay): Played in eight games with two starts at outside linebacker during his rookie campaign. Posted 18 tackles and an additional tackle on special teams. Was a healthy inactive for eight games and the team's playoff contest.

- At Cincinnati (9/22), made his NFL debut on special teams, but did not record any statistics.
- Against Cleveland (10/20), made his first pro start and finished with six tackles, two pressures and a quarterback hit.
- Against Chicago (11/4), saw extended action in the second half after fellow rookie outside linebacker Andy Mulumba left the game with an ankle injury. Registered a then career-high seven tackles and a quarterback hit.

COLLEGE:

- Started all 24 games during his two seasons at Illinois State (2011-12) after playing his first two collegiate seasons at the University of Illinois (2009-10).
- Earned second-team All-Missouri Valley Football Conference honors at defensive end following both of his junior and senior seasons. Registered 117 tackles, including 25.5 for a loss, 17 sacks, five forced fumbles and two fumble recoveries for the Redbirds.
- Appeared in 21 games during his two seasons at Illinois, and saw time primarily on special teams for the Fighting Illini, but also registered nine tackles as a reserve defensive end.
- As a senior (2012), earned second-team All-MVFC honors for the second consecutive season after starting all 13 games and collecting career highs with 71 tackles and 15½ tackles for a loss. Added 7.5 sacks, three forced fumbles, a fumble recovery and a pass defended.
- Was selected to play in the NFL Players Association Collegiate Bowl following the season, becoming the 15th Illinois State player to be chosen for a postseason all-star game and the first since 2008.
- As a junior (2011), started all 11 games and earning second-team All-

- MVFC honors after leading the conference with a career-best 9.5 sacks. Also posted 46 tackles, including 10.5 stops for a loss, two forced fumbles, a fumble recovery for a touchdown and a pass defended. Was also named to the MVFC All-Newcomer team as one of the lynchpins on a Redbirds defense that ranked No. 1 in the conference in yards allowed per game.
- As a sophomore (2010), appeared in nine games as a reserve linebacker for the Illini, seeing most of his playing time come on special teams. Tallied six tackles on defense.
 - As a redshirt freshman (2009), appeared in all 12 games, playing predominantly on special teams, but also sparingly on defense, where he recorded three assisted tackles. Also earned Academic All-Big Ten honors.
 - Earned his degree in health science from Illinois State.

PERSONAL:

- Was a four-sport letterman at Simeon (Chicago, Ill.) High School and was named to the 2007 All-Public League team by the Chicago Sun-Times and the special mention all-state team by the Champaign News-Gazette following his senior season.
- Earned All-American acclaim from both SuperPrep and PrepStar after seeing action at defensive end, tight end, linebacker and offensive line during his high school career.

- Recorded 128 tackles and 18 sacks on defense, and 10 catches for 250 yards and a touchdown on offense.
- Also lettered two years each in baseball, track and field, and basketball.
- Follow Palmer on Twitter and Instagram at @natep4.
- Born Nathan Palmer Jr. on Sept. 23, 1989 in Chicago, Ill.

NATE PALMER'S GAME-BY-GAME

2013 Green Bay Packers

Date	Opp	W/L	P/S	Tot Solo Asst	Sk - Yds	QBP	TFL	Int - Yds -TD	PD	FF	FR - Yds	SpT
Sept 8	@ SF	L	IA									
Sept 15	Was	W	IA									
Sept 22	@ Cin	L	p	0 0 0	0.0 0.0	NA	NA	0 0 0	0 0 0	0 0	0 0	0 0
Oct 6	Det	W	IA									
Oct 13	@ Bal	W	p	0 0 0	0.0 0.0	NA	NA	0 0 0	0 0 0	0 0	0 0	0 0
Oct 20	Cle	W	S	6 3 3	0.0 0.0	NA	NA	0 0 0	0 0 0	0 0	0 0	0 0
Oct 27	@ Min	W	S	1 0 1	0.0 0.0	NA	NA	0 0 0	0 0 0	0 0	0 0	0 0
Nov 4	Chi	L	p	7 6 1	0.0 0.0	NA	NA	0 0 0	0 0 0	0 0	0 0	0 0
Nov 10	Phi	L	p	3 3 0	0.0 0.0	NA	NA	0 0 0	0 0 0	0 0	0 0	0 0
Nov 17	@ NYG	L	p	1 0 1	0.0 0.0	NA	NA	0 0 0	0 0 0	0 0	0 0	0 1
Nov 24	Min	T	IA									
Nov 28	@ Det	L	IA									
Dec 8	Atl	W	IA									
Dec 15	@ Dal	W	IA									
Dec 22	Pit	L	IA									
Dec 29	@ Chi	W	p	0 0 0	0.0 0.0	NA	NA	0 0 0	0 0 0	0 0	0 0	0 0
Totals		8-7-1	8/2	18 12 6	0.0 0.0	NA	NA	0 0 0	0 0 0	0 0	0 0	0 0

2014 Green Bay Packers

Date	Opp	W/L	P/S	Tot Solo Asst	Sk - Yds	QBP	TFL	Int - Yds -TD	PD	FF	FR - Yds	SpT
Totals		0/0		0 0 0	0.0 0.0	NA	NA	0 0 0	0 0 0	0 0	0 0	0 0

2015 Green Bay Packers

Date	Opp	W/L	P/S	Tot Solo Asst	Sk - Yds	QBP	TFL	Int - Yds -TD	PD	FF	FR - Yds	SpT
Sept 13	@ Chi	W	p	9 6 3	0.0 0.0	NA	NA	0 0 0	1 0 0	0 0	0 0	0 0
Sept 20	Sea	W	S	6 4 2	0.0 0.0	NA	NA	0 0 0	1 0 0	0 0	0 0	0 0
Sept 28	KC	W	S	4 3 1	0.0 0.0	NA	NA	0 0 0	0 0 0	0 0	0 0	0 0
Oct 4	@ SF	W	S	6 5 1	0.0 0.0	NA	NA	0 0 0	1 0 0	0 0	0 1	0 0
Oct 11	StL	W	S	5 4 1	0.0 0.0	NA	NA	0 0 0	0 0 0	0 0	0 0	0 0
Oct 18	SD	W	S	13 9 4	0.0 0.0	NA	NA	0 0 0	0 0 0	0 0	0 0	0 0

Nov 1	@ Den	L	S	8 6 2	0.0 0.0	NA	NA	0 0 0	0 0 0	0 0	0 0	0 0
Nov 8	@ Car	L	S	2 0 2	0.0 0.0	NA	NA	0 0 0	0 0 0	0 0	0 0	0 1
Nov 15	Det	L	S	11 6 5	0.0 0.0	NA	NA	0 0 0	0 0 0	0 0	0 0	0 0
Nov 22	@ Min	W	S	5 4 1	1.0 0.0	NA	NA	0 0 0	0 0 0	0 0	0 0	0 0
Nov 26	Chi	L	S	11 8 3	0.0 0.0	NA	NA	0 0 0	0 0 0	0 0	0 0	0 0
Dec 3	@ Det	W	p	0 0 0	0.0 0.0	NA	NA	0 0 0	0 0 0	0 0	0 0	0 0
Dec 13	Dal	W	p	0 0 0	0.0 0.0	NA	NA	0 0 0	0 0 0	0 0	0 0	0 0
Dec 20	@ Oak	W	p	0 0 0	0.0 0.0	NA	NA	0 0 0	0 0 0	0 0	0 0	0 1
Dec 27	@ Ari	L	p	0 0 0	0.0 0.0	NA	NA	0 0 0	0 0 0	0 0	0 0	0 0
Jan 3	Min	L	p	0 0 0	0.0 0.0	NA	NA	0 0 0	0 0 0	0 0	0 0	0 1
Totals				10-6 16/10	80 55 25	1.0 0.0	NA	NA	0 0 0	3 0 0	0 0	0 4

2016 Tennessee Titans

Date	Opp	W/L	P/S	Tot Solo Asst	Sk - Yds	QBP	TFL	Int - Yds -TD	PD	FF	FR - Yds	SpT
Sept 11	Min	L	p	0 0 0	0.0 0.0	0	0	0 0 0	0 0 0	0 0	0 0	0 0
Sept 18	@ Det	W	p	0 0 0	0.0 0.0	0	0	0 0 0	0 0 0	0 0	0 0	0 2
Sept 25	Oak	L	p	0 0 0	0.0 0.0	0	0	0 0 0	0 0 0	0 0	0 0	0 1
Oct 2	@ Hou	L	IA									
Oct 9	@ Mia	W	IA									
Oct 16	Cle	W	p	0 0 0	0.0 0.0	0	0	0 0 0	0 0 0	0 0	0 0	0 1
Oct 23	Ind	L	p	0 0 0	0.0 0.0	0	0	0 0 0	0 0 0	0 0	0 0	0 0
Oct 27	Jax	W	p	0 0 0	0.0 0.0	0	0	0 0 0	0 0 0	0 0	0 0	0 1
Nov 6	@ SD	L	p	0 0 0	0.0 0.0	0	0	0 0 0	0 0 0	0 0	0 0	0 1
Nov 13	GB	W	p	0 0 0	0.0 0.0	0	0	0 0 0	0 0 0	0 0	0 0	0 1
Nov 20	@ Ind	L	p	0 0 0	0.0 0.0	0	0	0 0 0	0 0 0	0 0	0 0	0 0
Nov 27	@ Chi	W	p	0 0 0	0.0 0.0	0	0	0 0 0	0 0 0	0 0	0 0	0 1
Dec 11	Den	W	p	0 0 0	0.0 0.0	0	0	0 0 0	0 0 0	0 0	0 0	0 1
Dec 18	@ KC	W	p	0 0 0	0.0 0.0	0	0	0 0 0	0 0 0	0 0	0 0	0 2
Dec 24	@ Jax	L	p	2 2 0	0.0 0.0	0	1	0 0 0	0 0 0	0 0	0 0	0 0
Jan 1	Hou	W	p	0 0 0	0.0 0.0	0	0	0 0 0	0 0 0	0 0	0 0	0 1
Totals				9-7 14/0	2 2 0	0.0 0.0	0 1	0 0 0	0 0 0	0 0	0 0	0 12

NATE PALMER'S NFL STATISTICS

REGULAR SEASON				TACKLES							INTERCEPTIONS					FUMBLES				
Year	Team	GP	GS	Tot	Solo	Asst	Sk	Yds	QBP	TFL	No	Yds	Lg	TD	PD	FF	FR	Yds	SpT	
2013	Green Bay	8	2	18	12	6	0.0	0.0	NA	NA	0	0	0	0	0	0	0	0	0	1
2014	Green Bay	0	0	Injured Reserve																
2015	Green Bay	16	10	80	55	25	1.0	0.0	NA	NA	0	0	0	0	3	0	0	0	4	
2016	Tennessee	14	0	2	2	0	0.0	0.0	0	1	0	0	0	0	0	0	0	0	12	
NFL Totals		38	12	100	69	31	1.0	0.0	0	1	0	0	0	0	3	0	0	0	17	

PLAYOFFS				TACKLES							INTERCEPTIONS					FUMBLES			
Year	Team	GP	GS	Tot	Solo	Asst	Sk	Yds	QBP	TFL	No	Yds	Lg	TD	PD	FF	FR	Yds	SpT
2013	Green Bay	0	0	0	0	0	0.0	0.0	NA	NA	0	0	0	0	0	0	0	0	0
2014	Green Bay	0	0	Injured Reserve															
2015	Green Bay	2	0	0	0	0	0.0	0.0	NA	NA	0	0	0	0	0	0	0	0	0
NFL Totals		2	0	0	0	0	0.0	0.0	NA	NA	0	0	0	0	0	0	0	0	0

Single-Game Highs

Tackles - 13 vs. San Diego (10/18/15)

Sacks - 1 at Minnesota (11/22/15)

Passes Defensed - 1 (Three times, last at San Francisco (10/4/15))

Special Teams Tackles - 2 (Twice, last at Kansas City 12/18/16)



24 KALAN REED

CORNERBACK • 5'11" • 192 LBS • COLLEGE: SOUTHERN MISS
 ACQUIRED: 7TH ROUND - 2016 • NFL EXPERIENCE (NFL/TITANS): 1/1
 HOMETOWN: BIRMINGHAM, ALA.
 GAMES PLAYED/GAMES STARTED: 4/0 (PLAYOFFS: 0/0)



PRO: Kalan Reed was selected by the Titans with the final pick in the seventh round of the 2016 NFL Draft. The 5-foot-11-inch, 192-pounder saw action in four games as a rookie and collected a tackle on defense and a special teams stop on coverage units. Reed was a three-year starter at Southern Mississippi and has a knack for finding the end zone having returned three of his eight collegiate interceptions for touchdowns. His youth and athleticism adds to an already-competitive defensive back unit, and he also will compete for playing time on special teams coverage units.

CAREER HIGHLIGHTS:

- In 2015, Reed was named first-team All-Conference USA after notching a school record 19 passes defended, including a career-high four interceptions, two which he returned for touchdowns.

TITANS TIDBITS:

- The Titans selected Reed with the 253rd pick in the draft making him "Mr. Irrelevant," an unofficial title bestowed upon the last person selected in the NFL Draft. Reed was flown to California in early June for Irrelevant Week, which includes media events, fundraisers, and a banquet at which the honoree is given the Lowsman Trophy — as opposed to the Heisman Trophy.
- Reed lived in Nashville from the time he was two years old until he was six. He started playing football in Antioch, Tenn., with the Flatrock Vols pee-wee team and played during halftime of a Titans game when he was five years old.
- Reed's cousin, Maurice Kelly, played safety with the Seattle Seahawks and is currently the VP of Player Engagement for the organization. Reed's mother, Keyaschei, once worked in the Memphis Grizzlies ticket office.

CAREER TRANSACTIONS:

- The Birmingham, Ala., native was selected by the Titans in the seventh round (253rd overall) of the 2016 NFL Draft.
- Waived by the Titans on Sept. 3, 2016 and signed to the team's practice squad a day later.
- Signed by the Titans from their practice squad to the active roster on Nov. 28, 2016.

SEASON RECAPS:

2016 (4/0): Played in four games as a rookie and collected a tackle on defense and a special teams stop on coverage units. Spent the first 12 weeks of the season on the Titans' practice squad. Appeared in his first career NFL game against Denver (12/11/16).

- Against Denver (12/11), made his NFL debut as a reserve on special teams.
- At Jacksonville (12/24), played as a reserve at cornerback after LeShaun Sims left the game in the third quarter with an injury and posted a tackle.
- Against Houston (1/1), registered a special teams tackle on coverage units.

COLLEGE:

- In four seasons at Southern Mississippi (2012-15), finished his collegiate career having played in 48 games with 39 starts. Registered 152 career tackles, eight interceptions (three returned for touchdowns), 35 passes defended and 8.5 tackles for loss.
- As a senior (2015), named first-team All-Conference USA after starting all 14 games and registering 56 tackles, which was fourth-best on the team. Added a single-season school record 19 pass breakups and four

interceptions, four tackles for loss for 14 yards, two fumble recoveries and two forced fumbles. Selected to play in the NFLPA Collegiate Bowl. Against Austin Peay (9/12), recorded his first interception on the season and returned it 76 yards for a touchdown. At Western Kentucky (12/5), registered an interception off Brandon Doughty and returned for a 40-yard touchdown in the Conference-USA Championship game.

- As a junior (2014), started all 12 games and recorded 34 tackles, a tackle for loss, two interceptions and a team-high nine pass breakups.
- As a sophomore (2013), started 10 games at cornerback and tallied 41 total tackles with 2.5 tackles for loss, an interception, five passes defended, a forced fumble and a fumble recovery. Named to the 2013-14 C-USA Commissioner's Academic Honor Roll.
- As a freshman (2012), jumped into the fold right away appearing in all 12 games with three starts. Posted 21 tackles on the year with one tackle for loss and two pass breakups. Named to the 2012-13 C-USA Commissioner's Academic Honor Roll. Against Marshall (10/20), collected his first career interception and returned it 19 yards for a touchdown.
- Majored in sports management at Southern Mississippi.

PERSONAL:

- Single, splits time between Nashville and Birmingham, Ala.
- Attended Briarwood Christian (Birmingham, Ala.) High School and helped the Lions reach the State Playoffs final three years of high school, including the State Championship as a junior.
- As a senior (2011), recorded 29 tackles, two interceptions and seven pass break ups.
- Also played basketball and was a member of the track & field team. Won State Championship in track in the 110-meter hurdles 300-meter hurdles and long jump as a senior, while taking second in the 110m hurdles and long jump as a junior.
- Follow Reed on Twitter at @kalan_reed11.
- Follow Reed on Instagram at @kalan_uno_uno.
- List of favorites: (TV show) "Law & Order"; (movie) "Ride Along" and "Remember the Titans"; (musician or band) Drake; (food) cajun pasta with crawfish, sausage and shrimp; (guilty pleasure) Nutella; (teams as a child) Tennessee Titans, Memphis Grizzlies and Atlanta Braves and (athlete as a child) LaDainian Tomlinson.
- Born Kalan Ascher Reed on Dec. 29, 1993 in Dallas, Texas.

KALAN REED'S GAME-BY-GAME

2016 Tennessee Titans

Date	Opp	W/L	P/S	Tot	Solo	Asst	Sk	- Yds	QBP	TFL	Int	Yds	-TD	PD	FF	FR	Yds	SpT	
Dec 11	Den	W	p	0	0	0	0.0	0.0	0	0	0	0	0	0	0	0	0	0	0
Dec 18	@ KC	W	p	0	0	0	0.0	0.0	0	0	0	0	0	0	0	0	0	0	0
Dec 24	@ Jax	L	p	1	1	0	0.0	0.0	0	0	0	0	0	0	0	0	0	0	0
Jan 1	Hou	W	p	0	0	0	0.0	0.0	0	0	0	0	0	0	0	0	0	0	1
Totals				3-1	4/0	1	1	0	0.0	0.0	0	0	0	0	0	0	0	0	1

KALAN REED'S NFL STATISTICS

REGULAR SEASON		TACKLES										INTERCEPTIONS					FUMBLES			
Year	Team	GP	GS	Tot	Solo	Asst	Sk	Yds	QBP	TFL	No	Yds	Lg	TD	PD	FF	FR	Yds	SpT	
2016	Tennessee	4	0	1	1	0	0.0	0.0	0	0	0	0	0	0	0	0	0	0	0	1
NFL Totals		4	0	1	1	0	0.0	0.0	0	0	0	0	0	0	0	0	0	0	0	1

Single-Game Highs

Tackles - 1 at Jacksonville (12/24/16)

Special Teams Tackles - 1 vs. Houston (1/1/17)



35 CURTIS RILEY

DEFENSIVE BACK • 6'0" • 190 LBS • COLLEGE: FRESNO STATE
 ACQUIRED: FREE AGENT - 2015 • NFL EXPERIENCE (NFL/TITANS): 3/3
 HOMETOWN: ORLANDO, FLA.
 GAMES PLAYED/GAMES STARTED: 4/0 (PLAYOFFS: 0/0)



PRO: The Titans signed Curtis Riley as a rookie free agent following the 2015 NFL Draft. The 6-foot, 190-pound defensive back spent his entire rookie campaign on injured reserve after hurting his ankle in training camp. In his second season, Riley made his NFL debut Week 5 and saw action in four contests on special teams. In his third season, he will compete as a reserve defensive back and special teams contributor.

CAREER HIGHLIGHTS:

- In 2016, made his NFL debut in Week 5 at Miami (10/9) on special teams.

TITANS TIDBITS:

- While out of college in 2011, Riley worked at Family Dollar in Orlando to help his mother pay the bills.

CAREER TRANSACTIONS:

- The Orlando, Fla., native was signed by the Titans as an undrafted free agent on May 11, 2015.
- Waived injured by the Titans on Aug. 10, 2015 and subsequently reverted to injured reserve.
- Waived by the Titans on Sept. 3, 2016 and signed to the team's practice squad a day later.
- Signed by the Titans to their active roster from the practice squad on Sept. 22, 2016.

SEASON RECAPS:

2016 (4/0 - Tennessee): Saw action as a reserve in four games primarily on special teams. Was inactive for 10 games. Spent the first two weeks on the Titans' practice squad. Appeared in his first career NFL game at Miami (10/9/16).

- At Miami (10/9), made his NFL debut as a reserve on special teams.
- Against Jacksonville (10/27), played as a reserve on special teams.
- At San Diego (11/6), saw action as a reserve on special teams.
- At Chicago (11/27), played as a reserve on special teams.

2015 (0/0 - Tennessee): Spent his entire rookie season on injured reserve (ankle).

COLLEGE:

- Played in 26 games with 19 starts in two seasons at Fresno State, following previous stops at Mars Hill College (2010) and Fullerton College (2012). Totaled 106 tackles, 10 tackles for loss, one interception, 16 passes defended, two forced fumbles, one fumble recovery, two quarterback hurries and one sack during his time at Fresno State.
- As a senior (2014), played in 13 of the team's 14 games, missing the Hawai'i Bowl with a foot injury. Made eight starts on the season at cornerback. His 53 tackles ranked ninth on the team. Had 4.5 tackles for a

loss on the season, the second most from any defensive back on the team. Also recorded one sack, forced and recovered one fumble on the year and had a team-high eight pass breakups. Invited to play in the 2015 East-West Shrine Game, but was unable to participate due to injury.

- As a junior (2013), played in all 13 games, starting the first 11 of the season. Recorded 53 tackles, 5.5 tackles for loss, an interception, a forced fumble and a quarterback hurry. Tied for the team lead with eight pass breakups. Posted a season-high of six tackles in six different games.
- As a sophomore (2012), enrolled at Fullerton College but was not eligible for games due to credits not transferring from Mars Hill. Competed with the track and field team during the spring (4x400 relay, 4x100 relay and long jump).
- Was not enrolled in 2011.
- As a freshman (2010), played at Division II Mars Hill (N.C.) College and recorded 52 tackles, two interceptions and one tackle for a loss.
- Majored in journalism and mass communications at Fresno State.

PERSONAL:

- Played quarterback as a senior at University (Orlando, Fla.) High School, where he was named his team's offensive MVP and was selected as a Central Florida Top 100 player.
- As a high school junior, was a starting quarterback and safety.
- Also was on the basketball and track teams in high school.
- Follow Riley on Instagram and Twitter at @curtis35riley.
- Born Curtis Kaazim Riley Jr. on July 18, 1992 in White Plains, N.Y.

CURTIS RILEY'S GAME-BY-GAME

2016 Tennessee Titans

Date	Opp	W/L	P/S	Tot	Solo	Asst	Sk	- Yds	QB	TFL	Int	- Yds	TD	PD	FF	FR	- Yds	SpT	
Sept 11	Min																		
Practice Squad																			
Sept 18	@ Det																		
Signed to the active roster on Sept. 22, 2016																			
Sept 25	Oak	L	IA																
Oct 2	@ Hou	L	IA																
Oct 9	@ Mia	W	p	0	0	0	0.0	0.0	0	0	0	0	0	0	0	0	0	0	0
Oct 16	Cle	W	IA																
Oct 23	Ind	L	IA																
Oct 27	Jax	W	p	0	0	0	0.0	0.0	0	0	0	0	0	0	0	0	0	0	0

Nov 6	@ SD	L	p	0	0	0	0.0	0.0	0	0	0	0	0	0	0	0	0	0	0
Nov 13	GB	W	IA																
Nov 20	@ Ind	L	IA																
Nov 27	@ Chi	W	p	0	0	0	0.0	0.0	0	0	0	0	0	0	0	0	0	0	0
Dec 11	Den	W	IA																
Dec 18	@ KC	W	IA																
Dec 24	@ Jax	L	IA																
Jan 1	Hou	W	IA																
Totals				9-7	4/0		0	0	0	0.0	0.0	0	0	0	0	0	0	0	0

CURTIS RILEY'S NFL STATISTICS

REGULAR SEASON		TACKLES									INTERCEPTIONS					FUMBLES			
Year	Team	GP	GS	Tot	Solo	Asst	Sk	Yds	QBP	TFL	No	Yds	Lg	TD	PD	FF	FR	Yds	SpT
2015	Tennessee	0	0	Injured Reserve															
2016	Tennessee	4	0	0	0	0	0.0	0.0	0	0	0	0	0	0	0	0	0	0	0
NFL Totals		4	0	0	0	0	0.0	0.0	0	0	0	0	0	0	0	0	0	0	0



26 LOGAN RYAN

CORNERBACK • 5'11" • 195 LBS • COLLEGE: RUTGERS
 ACQUIRED: UNRESTRICTED FREE AGENT (NEW ENGLAND) - 2017
 NFL EXPERIENCE (NFL/TITANS): 5/1 • HOMETOWN: VOORHEES, N.J.
 GAMES PLAYED/GAMES STARTED: 64/40 (PLAYOFFS: 10/5)



Super Bowl: 2014, 2016

PRO: The Titans entered the 2017 NFL free agency period looking to add leadership and experience to their secondary. The club found just that when they signed two-time Super Champion Logan Ryan as an unrestricted free agent on March 11, 2017. The 5-foot-11-inch, 195-pounder arrived in Tennessee having collected 14 total interceptions in four seasons (2013-16) with the New England Patriots. The Rutgers product was originally drafted by the Patriots in the third round (83rd overall) of the 2013 NFL Draft.

CAREER HIGHLIGHTS:

- Ryan is a two-time Super Bowl champion, having captured the title with the New England Patriots in 2014 and 2016.
- In 2016, Ryan posted 92 tackles, two interceptions, a sack, 11 passes defended, three quarterback pressures and a forced fumble. He started all three postseason games and collected 22 tackles, an interception, a sack, four passes defended and a quarterback hit.
- In 2015, Ryan collected 82 tackles, a team-high four interceptions and 14 passes defended.
- In 2013, Ryan led all rookies and finished tied for the AFC lead with five interceptions.

TITANS TIDBITS:

- While taking wedding photos in the St. Lucian town of Soufriere, Logan and his wife, Ashley, came across a bunch of stray dogs. One dog in particular followed them through the streets and impacted the couple. When the newlyweds flew back home, they were determined to help in any way possible. The couple donated money to @helpaws, a St. Lucian-based dog rescue, and encouraged all friends and family that instead of giving wedding gifts to make donations. The company later reached out and based on a picture the couple posted on social media, they found the particular dog, named her Logan, and part of the donation paid for her spay.
- During the 2017 offseason, Ryan and N.Y. Giants cornerback Eli Apple hosted their first #ThursdayNightLights Football Camp on June 29. The free event for ages 8-18 was funded by the two Eastern High School grads. The night was filled with football, celebrity guests, music, and took place on the high school field where both players put in countless hours to get to where they are today.
- In June 2017, Ryan surprised his big brother, Jordan, by paying off his student loans for his 29th birthday. Logan cut a check for \$82,000 to the American Education Services to cover Jordan's loans from earning his engineering degree from Drexel University. "My man got accepted to college, graduated with honors, and now works as an engineer. He did everything the right way and still lived with a ridiculous amount of student loan debt. The system is broke and makes no sense. I'm fortunate and blessed to be able to take care of that for him."
- When Ryan decided to leave Rutgers and enter the NFL Draft after his redshirt junior season in 2012, he made a promise to his parents that after his rookie year, he would return to school and earn his degree. Ryan kept his promise and graduated in the spring of 2014 with a degree in labor relations and a minor in psychology. "I committed to Rutgers, not only as a football player, but as a student, so I was going to make sure I finished that end too. It's a big accomplishment in my life. I held my word to my parents and stuck with it and I'm fortunate. It took a lot of work, but I was able to go back and finish and walk in graduation."

CAREER TRANSACTIONS:

- The Voorhees, N.J., native was originally selected by the New England Patriots in the third round (83rd overall) of the 2013 NFL Draft.
- Signed by the Titans as an unrestricted free agent on March 11, 2017.

SEASON RECAPS:

2016 (16/13, 3/3 - New England): Saw action in all 16 games with 13 starts and amassed 92 tackles, two interceptions, a sack, 11 passes defended, three quarterback pressures and a forced fumble. Started all three postseason games and collected 22 tackles, an interception, a sack, four passes defended and a quarterback hit.

- Against Miami (9/18), finished second on the team with seven tackles and a forced fumble at the Miami 46 that was recovered by Chris Long in the win.
- Against Buffalo (10/2), led the team with a career-best 17 tackles.
- At San Francisco (11/20), recorded three tackles and two passes defended starting at right cornerback in the win.
- At N.Y. Jets (11/27), led the team with seven tackles and added two passes defended in the win.
- Against Los Angeles (12/4), sacked quarterback Jared Goff for a loss of 12.5 yards in the second quarter of the win for his first sack since he recorded 1.5 sacks as a rookie in 2013.
- At Denver (12/18), led the team with seven tackles while also adding an interception and a pass defended in the win.
- At Miami (1/1), started at cornerback and had a team-leading seven tackles to go along with an interception and a pass defended in the win.
- Against Houston (1/14), picked off Brock Osweiler for a 23-yard return in the fourth quarter of the Divisional Round game. Added a five-yard sack of Osweiler to go along with seven total tackles and three passes defended.
- Against Pittsburgh (1/22), started at cornerback and led the team with nine tackles, while also contributing a pass defense in the AFC Championship game.
- Against Atlanta (2/5), started at cornerback and tied for the team lead with six tackles in the victory over the Falcons in Super Bowl LI.

2015 (16/14, 2/2 - New England): Played in all 16 regular season contests with 14 starts at cornerback and accumulated 82 tackles, a team-high four interceptions and 14 passes defended. Started both playoff games and accumulated 14 tackles and one pass defended.

- At Buffalo (9/20), registered four tackles and an interception late in the fourth quarter that helped New England seal the victory.
- At Indianapolis (10/18), started at right cornerback, and played every defensive snap in the win while recording a single-game, career-high 11 tackles and one pass defended.
- Against Miami (10/29), started at right cornerback and recorded eight tackles, one pass defended and an interception that set up a Patriots field goal in the win.
- Against Kansas City (1/16), made his first postseason start and recorded nine tackles in the Divisional playoff victory.

2014 (16/6, 3/0 - New England): Played all 16 regular season games with six starts and compiled 36 tackles, two interceptions, six passes defended, one forced fumble and eight special teams tackles. Appeared in all three playoff games as a reserve and made four tackles, one pass defended and forced one fumble.

- At Miami (9/7), rotated in at defensive back in the season opener and forced his second career fumble that was recovered by Darrelle Revis in Patriots territory to prevent a Miami scoring drive.
- At Minnesota (9/14), started at cornerback and recorded his first interception of the season off Matt Cassel that led to a Patriots field goal in the win.
- Against Detroit (11/23), intercepted a Matthew Stafford pass intended for Golden Tate in the win.

- Against Baltimore (1/10), posted one tackle and forced a fumble in the AFC Divisional win.
- Against Seattle (2/1), posted one tackle and one pass defended in the Super Bowl XLIX win.

2013 (16/7, 2/0 - New England): Played all 16 regular season games with seven starts and posted 41 tackles, 1.5 sacks, five interceptions for 82 return yards and one touchdown, 10 passes defended and one forced fumble. Played in both postseason games as a reserve and registered 12 tackles. Led all NFL rookies and tied for the AFC lead with a team-high five interceptions.

- Against New Orleans (10/13), made his first career start.
- At N.Y. Jets (10/20), returned his first career interception 79 yards for a touchdown. Also collected four tackles.
- Against Miami (10/27), forced a fumble on his first NFL sack. Strip-sacked Ryan Tannehill, forcing a fumble that was recovered by Rob Ninkovich deep in Miami territory. New England scored a touchdown three plays later. Finished the game with four tackles, 1.5 sacks for 18 yards, one pass defended and one forced fumble.
- Against Denver (11/24), started as the nickel cornerback and intercepted a Peyton Manning pass early in the fourth quarter that led to a touchdown. Also posted four tackles.
- At Houston (12/1), intercepted a pass for the second straight game and made three tackles.
- At Baltimore (12/22), picked off two passes for the first two interception game of his career. The offense turned the interceptions into 10 points en route to a 41-7 win.

COLLEGE:

- Started 27 of 37 games at cornerback for Rutgers and recorded 170 career tackles with a half sack, 11 stops for losses of 49 yards and a quarterback pressure. Also forced two fumbles and recovered four others, returning one 18 yards. Deflected 39 passes and made seven interceptions for 73 yards in returns, including one touchdown.
- Earned first team All-American honors (Pro Football Weekly) and second-team All-America accolades from The NFL Draft Report, All-Big East Conference.
- As a junior (2012), started all 13 games, recording 94 tackles, 17 pass breakups and four interceptions. Named to All-Big East first team at

cornerback and was named a semifinalist for the Jim Thorpe Award, given annually to college football's top defensive back. Earned Axe Player of the Year at RU banquet. Was a three-time member of the Big East All-Academic Football Team.

- As a sophomore (2011), started all 13 games and recorded 67 tackles, including 5.5 tackles for loss and a half sack. Named All-Big East second team for his efforts. Was a member of the Big East All-Academic Football Team.
- As a redshirt freshman (2010), appeared in 11 games at cornerback and posted nine tackles. Named a member of the Big East All-Academic Football Team.
- In 2009, reshifted in his first year with the Scarlet Knights.
- Majored in labor studies at Rutgers.

PERSONAL:

- Married to Ashley, and the couple has a daughter, Avery.
- Played both quarterback and cornerback at Eastern High School. Was rated the No. 1 cornerback in New Jersey by Rivals.com and ranked as the No. 9 overall prospect in New Jersey by Rivals.com and the No. 15 cornerback prospect nationally by ESPN.com.
- As a senior, threw for 1,070 yards and eight touchdowns and rushed for 699 yards and nine touchdowns while running a spread offense. Also tallied 43 tackles, two tackles for loss and five interceptions in earning South Jersey Player of the Year Defensive honors from the Philadelphia Inquirer.
- During his final two scholastic campaigns, Ryan threw for more than 2,500 yards and accounted for 35 total touchdowns in guiding Eastern to a 16-5 record and consecutive state playoff berths.
- Follow Ryan on Twitter and Instagram at @realloganryan.
- Born Logan Daniel Ryan on Feb. 9, 1991 in Berlin, N.J.

LOGAN RYAN'S GAME-BY-GAME

2013 New England Patriots

Date	Opp	W/L	P/S	Tot	Solo	Asst	Sk	- Yds	QB	TFL	Int	- Yds	-TD	PD	FF	FR	- Yds	SpT	
Sept 8	@ Buf	W	p	0	0	0	0.0	0.0	NA	NA	0	0	0	0	0	0	0	0	
Sept 12	NYJ	W	p	0	0	0	0.0	0.0	NA	NA	0	0	0	0	0	0	0	0	
Sept 22	TB	W	p	3	2	1	0.0	0.0	NA	NA	0	0	0	0	0	0	0	0	
Sept 29	@Atl	W	p	3	2	1	0.0	0.0	NA	NA	0	0	0	0	0	0	0	0	
Oct 6	@ Cin	L	p	3	2	1	0.0	0.0	NA	NA	0	0	0	0	0	0	0	0	
Oct 13	NO	W	S	0	0	0	0.0	0.0	NA	NA	0	0	0	0	0	0	0	0	
Oct 20	@ NYJ	L	S	4	4	0	0.0	0.0	NA	NA	1	79	1	1	0	0	0	0	
Oct 27	Mia	W	p	4	4	0	1.5	14.0	NA	NA	0	0	0	1	1	0	0	0	
Nov 3	Pit	W	p	3	3	0	0.0	0.0	NA	NA	0	0	0	0	0	0	0	0	
Nov 18	@ Car	L	p	0	0	0	0.0	0.0	NA	NA	0	0	0	1	0	0	0	0	
Nov 24	Den	W	S	4	3	1	0.0	0.0	NA	NA	1	0	0	1	0	0	0	0	
Dec 1	@ Hou	W	S	3	3	0	0.0	0.0	NA	NA	1	2	0	2	0	0	0	0	
Dec 8	Cle	W	S	5	3	2	0.0	0.0	NA	NA	0	0	0	0	0	0	0	0	
Dec 15	@ Mia	L	p	2	1	1	0.0	0.0	NA	NA	0	0	0	1	0	0	0	0	
Dec 22	@ Bal	W	S	1	0	1	0.0	0.0	NA	NA	2	1	0	3	0	0	0	0	
Dec 29	Buf	W	S	6	6	0	0.0	0.0	NA	NA	0	0	0	0	0	0	0	0	
Totals				12-4	16/7	41	33	8	1.5	14.0	NA	NA	5	82	1	10	1	0	0

Playoffs

Jan 11	Ind	W	p	4	4	0	0.0	0.0	NA	NA	0	0	0	0	0	0	0	0
Jan 19	@ Den	L	p	8	5	3	0.0	0.0	NA	NA	0	0	0	0	0	0	0	0
Totals				1-1	2/0	12	9	3	0.0	0.0	NA	NA	0	0	0	0	0	0

2014 New England Patriots

Date	Opp	W/L	P/S	Tot	Solo	Asst	Sk	- Yds	QB	TFL	Int	- Yds	-TD	PD	FF	FR	- Yds	SpT
Sept 7	@ Mia	L	p	1	1	0	0.0	0.0	NA	NA	0	0	0	0	0	0	0	0
Sept 14	@ Min	W	S	2	2	0	0.0	0.0	NA	NA	1	0	0	2	0	0	0	1
Sept 21	Oak	W	S	4	3	1	0.0	0.0	NA	NA	0	0	0	1	0	0	0	0
Sept 29	@ KC	L	S	2	2	0	0.0	0.0	NA	NA	0	0	0	0	0	0	0	0
Oct 5	Cin	W	p	1	1	0	0.0	0.0	NA	NA	0	0	0	0	0	0	0	3
Oct 12	@ Buf	W	p	0	0	0	0.0	0.0	NA	NA	0	0	0	0	0	0	0	0
Oct 16	NYJ	W	p	4	2	2	0.0	0.0	NA	NA	0	0	0	0	0	0	0	0
Oct 26	Chi	W	S	4	3	1	0.0	0.0	NA	NA	0	0	0	0	0	0	0	0
Nov 2	Den	W	p	0	0	0	0.0	0.0	NA	NA	0	0	0	0	0	0	0	1
Nov 16	@ Ind	W	p	3	2	1	0.0	0.0	NA	NA	0	0	0	2	0	0	0	0

Nov 23	Det	W	p	1	0	1	0.0	0.0	NA	NA	1	0	0	1	0	0	0	0
Nov 30	@ GB	L	S	3	2	1	0.0	0.0	NA	NA	0	0	0	0	0	0	0	0
Dec 7	@ SD	W	p	0	0	0	0.0	0.0	NA	NA	0	0	0	0	0	0	0	1
Dec 14	Mia	W	p	2	2	0	0.0	0.0	NA	NA	0	0	0	0	0	0	0	0
Dec 21	@ NYJ	W	p	4	2	2	0.0	0.0	NA	NA	0	0	0	0	0	0	0	1
Dec 28	Buf	L	S	5	2	3	0.0	0.0	NA	NA	0	0	0	0	0	0	0	0
Totals				12-4	16/6	36	24	12	0.0	0.0	NA	NA	2	0	0	6	0	0

Playoffs

Jan 10	Bal	W	p	1	1	0	0.0	0.0	NA	NA	0	0	0	1	0	0	0	0
Jan 18	Ind	W	p	2	2	0	0.0	0.0	NA	NA	0	0	0	0	0	0	0	0
Feb 1	Sea	W	p	1	1	0	0.0	0.0	NA	NA	0	0	0	1	0	0	0	0
Totals				3-0	3/0	4	4	0	0.0	0.0	NA	NA	0	0	0	1	1	0

2015 New England Patriots

Date	Opp	W/L	P/S	Tot	Solo	Asst	Sk	- Yds	QB	TFL	Int	- Yds	-TD	PD	FF	FR	- Yds	SpT
Sept 10	Pit	W	p	0	0	0	0.0	0.0	NA	NA	0	0	0	0	0	0	0	0
Sept 20	@ Buf	W	p	4	3	1	0.0	0.0	NA	NA	1	0	0	1	0	0	0	0
Sept 27	Jax	W	S	4	4	0	0.0	0.0	NA	NA	0	0	0	0	0	0	0	0
Oct 11	@ Dal	W	S	5	4	1	0.0	0.0	NA	NA	1	25	0	1	0	0	0	0
Oct 18	@ Ind	W	S	11	6	5	0.0	0.0	NA	NA	0	0	0	1	0	0	0	0
Oct 25	NYJ	W	S	5	4	1	0.0	0.0	NA	NA	0	0	0	0	0	0	0	0
Oct 29	Mia	W	S	8	6	2	0.0	0.0	NA	NA	1	1	0	1	0	0	0	0
Nov 8	Was	W	S	6	6	0	0.0	0.0	NA	NA	1	13	0	2	0	0	0	0
Nov 15	@ NYG	W	S	3	3	0	0.0	0.0	NA	NA	0	0	0	1	0	0	0	0
Nov 23	Buf	W	S	9	7	2	0.0	0.0	NA	NA	0	0	0	1	0	0	0	0
Nov 29	@ Den	L	S	5	2	3	0.0	0.0	NA	NA	0	0	0	4	0	0	0	0
Dec 6	Phi	L	S	3	2	1	0.0	0.0	NA	NA	0	0	0	0	0	0	0	0
Dec 13	@ Hou	W	S	5	3	2	0.0	0.0	NA	NA	0	0	0	2	0	0	0	0
Dec 20	Ten	W	S	7	6	1	0.0	0.0	NA	NA	0	0	0	0	0	0	0	0
Dec 27	@ NYJ	L	S	4	3	1	0.0	0.0	NA	NA	0	0	0	0	0	0	0	0
Jan 3	@ Mia	L	S	3	3	0	0.0	0.0	NA	NA	0	0	0	0	0	0	0	0
Totals				12-4	16/14	82	62	20	0.0	0.0	NA	NA	4	39	0	14	0	0

Playoffs

Jan 16	KC	W	S	9	8	1	0.0	0.0	NA	NA	0	0	0	0	0	0	0	0
Jan 24	@ Den	L	S	5	5	0	0.0	0.0	NA	NA	0	0	0	1	0	0	0	0
Totals				1-1	2/2	14	13	1	0.0	0.0	NA	NA	0	0	0	1	0	0

LOGAN RYAN'S GAME-BY-GAME CONT.

2016 New England Patriots

Date	Opp	W/L	P/S	Tot	Solo	Asst	Sk	- Yds	QBP	TFL	Int	- Yds	-TD	PD	FF	FR	- Yds	SpT
Sept 11	@ Ari	W	S	6	4	2	0.0	0.0	NA	NA	0	0	0	1	0	0	0	0
Sept 18	Mia	W	S	7	7	0	0.0	0.0	NA	NA	0	0	0	1	0	0	0	0
Sept 22	Hou	W	S	4	3	1	0.0	0.0	NA	NA	0	0	0	1	0	0	0	0
Oct 2	Buf	L	S	17	14	3	0.0	0.0	NA	NA	0	0	0	0	0	0	0	0
Oct 9	@ Cle	W	S	2	2	0	0.0	0.0	NA	NA	0	0	0	0	0	0	0	0
Oct 16	Cin	W	S	5	5	0	0.0	0.0	NA	NA	0	0	0	0	0	0	0	0
Oct 23	@ Pit	W	p	4	3	1	0.0	0.0	NA	NA	0	0	0	1	0	0	0	0
Oct 30	@ Buf	W	p	4	3	1	0.0	0.0	NA	NA	0	0	0	0	0	0	0	0
Nov 13	Sea	L	S	3	2	1	0.0	0.0	NA	NA	0	0	0	1	0	0	0	0
Nov 20	@ SF	W	S	3	2	1	0.0	0.0	NA	NA	0	0	0	2	0	0	0	0

Nov 27	@ NYJ	W	S	7	5	2	0.0	0.0	NA	NA	0	0	0	2	0	0	0	0	
Dec 4	LA	W	S	5	5	0	1.0	12.0	NA	NA	0	0	0	0	0	0	0	0	
Dec 12	Bal	W	S	7	5	2	0.0	0.0	NA	NA	0	0	0	0	0	0	0	0	
Dec 18	@ Den	W	S	7	7	0	0.0	0.0	NA	NA	1	46	0	1	0	0	0	0	
Dec 24	NYJ	W	p	4	1	3	0.0	0.0	NA	NA	0	0	0	1	0	0	0	0	
Jan 1	@ Mia	W	S	7	6	1	0.0	0.0	NA	NA	1	0	0	1	0	0	0	0	
Totals				14-2	16/13	92	74	18	1.0	12.0	NA	NA	2	46	0	11	1	0	0
Playoffs																			
Jan 14	Hou	W	S	7	4	3	1.0	5.0	NA	NA	1	23	0	3	0	0	0	0	0
Jan 22	Pit	W	S	9	8	1	0.0	0.0	NA	NA	0	0	0	1	0	0	0	0	0
Feb 5	Atl	W	S	6	4	2	0.0	0.0	NA	NA	0	0	0	0	0	0	0	0	0
Totals				3-0	3/3	22	16	6	1.0	5.0	NA	NA	1	23	0	4	0	0	0

LOGAN RYAN'S NFL STATISTICS

REGULAR SEASON

Year	Team	GP	GS	TACKLES							INTERCEPTIONS					FUMBLES			
				Tot	Solo	Asst	Sk	Yds	QBP	TFL	No	Yds	Lg	TD	PD	FF	FR	Yds	SpT
2013	New England	16	7	41	33	8	1.5	14.0	NA	NA	5	82	79t	1	10	1	0	0	0
2014	New England	16	6	36	24	12	0.0	0.0	NA	NA	2	0	0	0	6	1	0	0	8
2015	New England	16	14	82	62	20	0.0	0.0	NA	NA	4	39	25	0	14	0	0	0	0
2016	New England	16	13	92	74	18	1.0	12.0	NA	NA	2	46	46	0	11	1	0	0	0
NFL Totals		64	40	251	193	58	2.5	26.0	NA	NA	13	167	79t	1	41	3	0	0	8

PLAYOFFS

Year	Team	GP	GS	TACKLES							INTERCEPTIONS					FUMBLES			
				Tot	Solo	Asst	Sk	Yds	QBP	TFL	No	Yds	Lg	TD	PD	FF	FR	Yds	SpT
2013	New England	2	0	12	9	3	0.0	0.0	NA	NA	0	0	0	0	0	0	0	0	0
2014	New England	3	0	4	4	0	0.0	0.0	NA	NA	0	0	0	0	1	1	0	0	0
2015	New England	2	2	14	13	1	0.0	0.0	NA	NA	0	0	0	0	1	0	0	0	0
2016	New England	3	3	22	16	6	1.0	5.0	NA	NA	1	23	23	0	4	0	0	0	0
Playoff Totals		10	5	52	42	10	1.0	5.0	NA	NA	1	23	23	0	6	1	0	0	0

Single-Game Highs

Tackles - 17 vs. Buffalo (10/2/16)
 Interceptions - 2 at Baltimore (12/22/13)
 Interception Long - 79t at N.Y. Jets (10/20/13)
 Sacks - 1.5 vs. Miami (10/27/13)
 Passes Defensed - 4 at Denver (11/29/15)
 Forced Fumble - 1 (Three times, last vs. Miami 9/18/16)

Playoff Single-Game Highs

Tackles - 9 (Twice, last vs. Pittsburgh 1/22/17)
 Interceptions - 1 vs. Houston (1/14/17)
 Interception Long - 23 vs. Houston (1/14/17)
 Sacks - 1 vs. Houston (1/14/17)
 Passes Defensed - 3 vs. Houston (1/14/17)
 Forced Fumble - 1 vs. Baltimore (1/10/14)

Additional Statistics

Touchdowns - 1, 79-yard interception return at N.Y. Jets (10/20/13)



21 Da'NORRIS SEARCY

SAFETY • 5'11" • 207 LBS • COLLEGE: NORTH CAROLINA
 ACQUIRED: UNRESTRICTED FREE AGENT (BUFFALO) - 2015
 NFL EXPERIENCE (NFL/TITANS): 7/3 • HOMETOWN: DECATUR, GA.
 GAMES PLAYED/GAMES STARTED: 91/50 (PLAYOFFS: 0/0)



PRO: At the start of the 2015 NFL free agency period, the Titans showed interest in safety Da'Norris Searcy and before the conclusion of his first day on the open market, the two sides had agreed to terms on a deal that brought the four-year veteran to Nashville. The University of North Carolina product was originally drafted by the Buffalo Bills in the fourth round of the 2011 NFL Draft. The 5-foot-11-inch, 207-pounder arrived in Tennessee coming off the two best seasons of his career where he appeared in 31 games with 20 starts with the Bills and amassed 127 tackles, 3.5 sacks, four interceptions and 12 passes defended from 2013-2014. In his first two years with the Titans, he started 27 games and totaled two interceptions and 105 tackles.

CAREER HIGHLIGHTS:

- In 2015, Searcy collected 54 tackles, an interception, a half sack, a quarterback pressure and four passes defended in his first campaign with the Titans.
- In 2014, Searcy saw action in 15 games and tallied 58 tackles, a career-best three interceptions, a forced fumble, a fumble recovery and five passes defended.
- In 2013, Searcy compiled career-highs with 69 tackles, 3.5 sacks, seven passes defended and five tackles for loss. He also found the end zone twice on defense, posting a 74-yard fumble return for a score and a 32-yard interception for a touchdown.

TITANS TIDBITS:

- Searcy started wearing No. 21 at North Carolina because his grandmother was born in 1921.
- Searcy has tattoos of a cross and angel wings to represent his grandmother and great grandmother.
- He spent time last year learning how to disc jockey and is interested in pursuing being a DJ.

CAREER TRANSACTIONS:

- The Decatur, Ga., native was selected by the Buffalo Bills in the fourth round (100th overall) of the 2011 NFL Draft.
- Signed by the Titans as an unrestricted free agent on March 12, 2015.

SEASON RECAPS:

2016 (14/14 - Tennessee): Started 14 games at safety and registered 51 tackles, an interception, two stops for loss, eight passes defended and a fumble recovery. Collected two special teams tackles. Was inactive for two games (at HOU, at MIA). Tied for the team lead in passes defended twice in 2016 (at DET, vs. HOU). Tied for the team lead in tackles for loss once in 2016 (vs. MIN). Tied for the team lead in special teams tackles once in 2016 (vs. GB).

- Against Minnesota (9/11), started at safety and collected six tackles, including two stops for loss and a pass defended. Stuffed Adrian Peterson for a two-yard loss on a rush off right guard in the third quarter. Broke up a pass intended for Kyle Rudolph in the final stanza. Halted Stefon Diggs for a one-yard loss on a reverse in the fourth quarter.
- At Detroit (9/18), started at safety and posted five tackles and a pass defended. Batted down a deep pass intended for Eric Ebron in the first quarter.
- Against Oakland (9/25), tallied five tackles.
- Against Cleveland (10/16), notched a tackle and a pass defended.
- Against Indianapolis (10/23), collected two tackles.
- Against Jacksonville (10/27), posted two tackles.
- At San Diego (11/6), tallied eight tackles.
- Against Green Bay (11/13), notched four tackles. Tied for the team lead

with two special teams tackles.

- At Indianapolis (11/20), recorded two tackles.
- At Chicago (11/27), registered six tackles, an interception and another pass defended. Ended the Bears' opening drive by breaking up a fourth-and-one pass intended for Logan Paulsen. Halted a potential Bears' scoring drive by intercepting a Matt Barkley pass intended for Cameron Meredith in the end zone early in the third quarter.
- At Kansas City (12/18), tallied a tackle before leaving the game in the second quarter with an injury.
- At Jacksonville (12/24), posted two tackles and a fumble recovery. Recovered a Chris Ivory fumble at the Jaguars' 26-yard line that was forced by Brian Orakpo early in the third quarter.
- Against Houston (1/1), registered five tackles and a team-best two passes defended. Broke up a pass intended for C.J. Fiedorowicz in the third stanza. Broke up a pass intended for Wendall Williams in the fourth quarter.

2015 (15/13 - Tennessee): Played in 15 games with 13 starts at safety in his first season with the Titans. Registered 54 tackles, an interception, a half sack, a quarterback pressure and four passes defended. Was inactive for one contest. Led the team in passes defended once in 2015 (vs. MIA).

- At Tampa Bay (9/13), started at safety and collected four tackles. Combined with Zach Brown to stonewall Doug Martin for no gain on a fourth-and-one rush in the second quarter.
- At Cleveland (9/20), started at safety and amassed three tackles. Combined with Derrick Morgan to stop Duke Johnson for no gain on a rush off right guard in the third quarter.
- Against Miami (10/18), started at safety and tallied eight tackles and a team-high three passes defended. Deflected a Ryan Tannehill pass intended for Jordan Cameron that was then intercepted by Michael Griffin in the second quarter. Broke up a pass intended for Cameron in the third stanza. Batted down a pass intended for Cameron early in the fourth quarter.
- Against Jacksonville (12/6), started at safety and posted four tackles, a half sack and a quarterback pressure. Combined with Karl Klug to drop Blake Bortles for an 11-yard sack on fourth-and-four during the Jaguars' final drive in the fourth quarter.
- At N.Y. Jets (12/13), played as a reserve at safety and amassed a tackle.
- At Indianapolis (1/3), started at safety and recorded three tackles with an interception. Collected his first interception as a member of the Titans when he picked off a pass intended for Daniel Herron deep in Colts' territory late in the first quarter.

2014 (15/13 - Buffalo): Played in 15 games with 13 starts at free safety and tallied 58 tackles, three interceptions, a forced fumble, a fumble recovery and five passes defended. Was inactive for one game against Green Bay.

- Against Miami (9/14), started at free safety and tallied five total tackles, including a tackle for loss and a pass defended.
- At Houston (9/28), saw time at free safety and notched a fumble recovery in the second quarter, following Andre Johnson's fumble. Recorded three total tackles and one quarterback hit.
- Against Minnesota (10/19), started at free safety and tallied six tackles, while recording a half sack and a quarterback hit.
- At N.Y. Jets (10/26), started at free safety and recorded three total tackles, one pass defended and his first interception of the season.
- At Miami (11/13), started at free safety and tallied five tackles on defense. Made two tackles and forced a fumble on special teams.
- Against Cleveland (11/30), started at free safety and notched a career-

high two interceptions. Made four tackles and had three passes defended.
 • At Oakland (12/21), started at free safety and led the team with 11 tackles.

2013 (16/7 - Buffalo): Played in all 16 games with seven starts and finished with a career-high 69 tackles, a career-high 3.5 sacks, seven passes defended and five tackles for loss. Collected two touchdowns on the year.

- Against New England (9/8), scored his first career touchdown on a 74-yard fumble return. Also added his first career sack in addition to eight tackles.
- Against Baltimore (9/29), produced six tackles and a career-high four passes defended including a tipped pass that led to Kiko Alonso's game-saving interception with 1:04 left in the game.
- Against Cincinnati (10/13), posted a career-high 16 tackles, including three tackles for loss and a sack.
- At New Orleans (10/27), produced two tackles and half a sack.
- Against N.Y. Jets (11/17), recorded a 32-yard interception touchdown in the third quarter.
- Against Miami (12/22), produced a sack and added a tackle, tackle for loss, quarterback hit and pass defended.

2012 (15/0 - Buffalo): Played in 15 games as a reserve and amassed 31 tackles, two forced fumbles and a pass defended. Was inactive for the regular season finale.

- Against New England (9/30), posted two tackles and forced his first fumble on the final drive, but the ball was recovered by the Patriots.
- Against Jacksonville (12/2), totaled three tackles including two for loss and added a forced fumble.
- Against St. Louis (12/9), produced five tackles including one tackle for loss.

2011 (16/3 - Buffalo): Saw action in all 16 games with three starts and collected 29 tackles and an interception. Posted five special teams tackles.

- Against Oakland (9/18), recorded first career interception on final hail mary attempt to preserve a 38-35 victory.
- At Dallas (11/13), filled-in for an injured George Wilson in the second half and finished with five tackles.
- At Miami (11/20), made his first NFL start and posted a game-high 11 tackles.
- Against Tennessee (12/4), recorded eight defensive tackles and one on special teams.

COLLEGE:

- Made 23 starts in 48 games at North Carolina as two-year starter at strong safety and leading return man.
- Finished Tar Heel career with 106 tackles, two sacks, five stops for a loss, 10 passes defended and five interceptions. Returned 35 punts for 440 yards and 20 kickoffs for 484 yards.
- As a senior (2010), played in 10 games with nine starts and led the Tar Heels and ranked 15th in the nation with four interceptions. Posted a career-best 37 tackles with two tackles for a loss and a team-high eight passes defended.

- As a junior (2009), named an All-Atlantic Coast Conference first-team selection as a punt returner by The NFL Draft Report. Ranked second in the Atlantic Coast Conference and fifth in the country with a 14.6 yard punt return average. Notched 35 tackles, adding three passes defended and one interception. Returned seven kickoffs for a 23.1 average.

- As a sophomore (2008), saw action primarily on special teams and as a reserve safety in 13 games. Totaled 25 tackles, two sacks and three passes defended.

- As a freshman (2007), appeared in all 12 games, primarily on special teams and as a reserve safety, totaling nine tackles and four stops for a loss. One of 11 true Tar Heel freshman to see the playing field.

- Majored in communications at North Carolina.

PERSONAL:

- Married to Kennetra and the couple has a daughter, Kenna.
- Was a two-way standout at defensive back and running back at Towers (Decatur, Ga.) High School and was tabbed the No. 17 player in Georgia by SuperPrep.
- As a senior, recorded 71 tackles, eight stops for a loss and three sacks, while amassing 1,607 rushing yards and 16 touchdowns.
- Totaled 707 rushing yards and seven touchdowns in junior year with 41 tackles.
- Enjoys four-wheeling and outdoor sports.
- Follow Searcy on Twitter at @DSearcy25.
- Born Da'Norris Searcy on Nov. 16, 1988 in Decatur, Ga.

Da'NORRIS SEARCY'S GAME-BY-GAME

2011 Buffalo Bills

Date	Opp	W/L	P/S	Tot	Solo	Asst	Sk	-Yds	QBP	TFL	Int	-Yds	-TD	PD	FF	FR	-Yds	SpT	
Sept 11	@ KC	W	p	0	0	0	0.0	0.0	0	0	0	0	0	0	0	0	0	0	NA
Sept 18	Oak	W	p	0	0	0	0.0	0.0	0	0	1	0	0	1	0	0	0	0	NA
Sept 25	NE	W	p	0	0	0	0.0	0.0	0	0	0	0	0	0	0	0	0	0	NA
Oct 2	@ Cin	L	p	0	0	0	0.0	0.0	0	0	0	0	0	0	0	0	0	0	NA
Oct 9	Phi	W	p	0	0	0	0.0	0.0	0	0	0	0	0	0	0	0	0	0	NA
Oct 16	@ NYG	L	p	0	0	0	0.0	0.0	0	0	0	0	0	0	0	0	0	0	NA
Oct 30	Was	W	p	1	1	0	0.0	0.0	0	0	0	0	0	0	0	0	0	0	NA
Nov 6	NYJ	L	p	0	0	0	0.0	0.0	0	0	0	0	0	0	0	0	0	0	NA
Nov 13	@ Dal	L	p	5	3	2	0.0	0.0	0	0	0	0	0	0	0	0	0	0	NA
Nov 20	@ Mia	L	S	11	9	2	0.0	0.0	0	0	0	0	0	0	0	0	0	0	NA
Nov 27	@ NYJ	L	S	3	3	0	0.0	0.0	0	0	0	0	0	0	0	0	0	0	NA
Dec 4	Ten	L	S	8	5	3	0.0	0.0	0	0	0	0	0	0	0	0	0	0	NA
Dec 11	@ SD	L	p	1	1	0	0.0	0.0	0	0	0	0	0	0	0	0	0	0	NA
Dec 18	Mia	L	p	0	0	0	0.0	0.0	0	0	0	0	0	0	0	0	0	0	NA
Dec 24	Den	W	p	0	0	0	0.0	0.0	0	0	0	0	0	0	0	0	0	0	NA
Jan 1	@ NE	L	p	0	0	0	0.0	0.0	0	0	0	0	0	0	0	0	0	0	NA
Totals				6-10	16/3	29	22	7	0.0	0.0	0	0	1	0	0	1	0	0	5

2012 Buffalo Bills

Date	Opp	W/L	P/S	Tot	Solo	Asst	Sk	-Yds	QBP	TFL	Int	-Yds	-TD	PD	FF	FR	-Yds	SpT	
Sept 9	@ NYJ	L	p	2	1	1	0.0	0.0	0	0	0	0	0	0	0	0	0	0	NA
Sept 16	KC	W	p	3	2	1	0.0	0.0	0	0	0	0	0	0	0	0	0	0	NA
Sept 23	@ Cle	W	p	0	0	0	0.0	0.0	0	0	0	0	0	0	0	0	0	0	NA
Sept 30	NE	L	p	2	1	1	0.0	0.0	0	0	0	0	0	0	0	1	0	0	NA
Oct 7	@ SF	L	p	3	3	0	0.0	0.0	0	0	0	0	0	0	0	0	0	0	NA
Oct 14	@ Ari	W	p	0	0	0	0.0	0.0	0	0	0	0	0	0	0	0	0	0	NA
Oct 21	Ten	L	p	0	0	0	0.0	0.0	0	0	0	0	0	0	0	0	0	0	NA
Nov 4	@ Hou	L	p	3	3	0	0.0	0.0	0	0	0	0	0	0	0	0	0	0	NA
Nov 11	@ NE	L	p	3	3	0	0.0	0.0	0	1	0	0	0	0	0	0	0	0	NA
Nov 15	Mia	W	p	4	3	1	0.0	0.0	0	0	0	0	0	0	0	0	0	0	NA
Nov 25	@ Ind	L	p	4	1	3	0.0	0.0	0	0	0	0	0	0	0	0	0	0	NA
Dec 2	Jax	W	p	3	2	1	0.0	0.0	0	2	0	0	0	0	1	0	0	0	NA
Dec 9	StL	L	p	5	2	3	0.0	0.0	0	1	0	0	0	0	0	0	0	0	NA
Dec 16	Sea	L	p	3	1	2	0.0	0.0	0	0	0	0	0	0	0	0	0	0	NA
Dec 23	@ Mia	L	p	0	0	0	0.0	0.0	0	0	0	0	0	0	1	0	0	0	NA
Dec 30	Jax	W	IA																
Totals				6-10	15/0	35	22	13	0.0	0.0	0	4	0	0	0	1	2	0	4

Da’NORRIS SEARCY’S GAME-BY-GAME

2013 Buffalo Bills

Date	Opp	W/L	P/S	Tot	Solo	Asst	Sk	- Yds	QBP	TFL	Int - Yds	-TD	PD	FF	FR - Yds	SpT			
Sept 8	NE	L	S	8	4	4	1.0	5.0	1	1	0	0	0	0	1	74t NA			
Sept 15	Car	W	S	7	4	3	0.0	0.0	0	0	0	0	0	0	0	0 NA			
Sept 22	@ NYJ	L	S	5	4	1	0.0	0.0	0	0	0	0	0	0	0	0 NA			
Sept 29	Bal	W	S	6	6	0	0.0	0.0	0	0	0	0	0	4	0	0 NA			
Oct 3	@ Cle	L	S	6	3	3	0.0	0.0	0	0	0	0	0	0	0	0 NA			
Oct 13	Cin	L	S	16	13	3	1.0	10.0	1	3	0	0	0	0	0	0 NA			
Oct 20	@ Mia	W	S	2	2	0	0.0	0.0	0	0	0	0	0	0	0	0 NA			
Oct 27	@ NO	L	p	2	1	1	0.5	4.5	1	0	0	0	0	0	0	0 NA			
Nov 3	KC	L	p	1	1	0	0.0	0.0	0	0	0	0	0	0	0	0 NA			
Nov 10	@ Pit	L	p	2	0	2	0.0	0.0	0	0	0	0	0	0	0	0 NA			
Nov 17	NYJ	W	p	0	0	0	0.0	0.0	0	0	1	32	1	1	0	0 NA			
Dec 1	Atl	L	p	2	1	1	0.0	0.0	0	0	0	0	0	0	0	0 NA			
Dec 8	@ TB	L	p	0	0	0	0.0	0.0	0	0	0	0	0	0	0	0 NA			
Dec 15	@ Jax	W	p	4	4	0	0.0	0.0	0	0	0	0	1	0	0	0 NA			
Dec 22	Mia	W	p	1	1	0	1.0	5.0	0	1	0	0	0	1	0	0 NA			
Dec 29	@ NE	L	p	7	1	6	0.0	0.0	0	0	0	0	0	0	0	0 NA			
Totals			6-10	16/7	69	45	24	3.5	24.5	3	5	1	32	1	7	0	1	74t	2

2014 Buffalo Bills

Date	Opp	W/L	P/S	Tot	Solo	Asst	Sk	- Yds	QBP	TFL	Int - Yds	-TD	PD	FF	FR - Yds	SpT			
Sept 7	@ Chi	W	S	4	3	1	0.0	0.0	0	0	0	0	0	0	0	0 NA			
Sept 14	Mia	W	S	5	4	1	0.0	0.0	0	1	0	0	0	1	0	0 NA			
Sept 21	SD	L	S	1	1	0	0.0	0.0	0	0	0	0	0	0	0	0 NA			
Sept 28	@ Hou	L	p	3	1	2	0.0	0.0	1	0	0	0	0	0	1	0 NA			
Oct 5	@ Det	W	S	1	0	1	0.0	0.0	0	0	0	0	0	0	0	0 NA			
Oct 12	NE	L	p	2	1	1	0.0	0.0	0	0	0	0	0	0	0	0 NA			
Oct 19	Min	W	S	6	3	3	0.5	5.5	1	0	0	0	0	0	0	0 NA			
Oct 26	@ NYJ	W	S	3	1	2	0.0	0.0	0	0	1	32	0	1	0	0 NA			
Nov 9	KC	L	S	3	3	0	0.0	0.0	0	0	0	0	0	0	0	0 NA			
Nov 13	@ Mia	L	S	5	4	1	0.0	0.0	0	0	0	0	0	1	0	0 NA			
Nov 24	NYJ	W	S	3	2	1	0.0	0.0	0	0	0	0	0	0	0	0 NA			
Nov 30	Cle	W	S	4	3	1	0.0	0.0	0	0	2	38	0	3	0	0 NA			
Dec 7	@ Den	L	S	1	1	0	0.0	0.0	0	0	0	0	0	0	0	0 NA			
Dec 14	GB	W	IA																
Dec 21	@ Oak	L	S	11	9	2	0.0	0.0	0	0	0	0	0	0	0	0 NA			
Dec 28	@ NE	W	S	6	3	3	0.0	0.0	0	0	0	0	0	0	0	0 NA			
Totals			9-7	15/13	58	39	19	0.5	5.5	2	1	3	70	0	5	1	1	0	7

2015 Tennessee Titans

Date	Opp	W/L	P/S	Tot	Solo	Asst	Sk	- Yds	QBP	TFL	Int - Yds	-TD	PD	FF	FR - Yds	SpT			
Sept 13	@ TB	W	S	4	3	1	0.0	0.0	0	0	0	0	0	0	0	0 0			
Sept 20	@ Cle	L	S	3	2	1	0.0	0.0	0	0	0	0	0	0	0	0 0			
Sept 27	Ind	L	S	4	3	1	0.0	0.0	0	0	0	0	0	0	0	0 0			
Oct 11	Buf	L	S	1	1	0	0.0	0.0	0	0	0	0	0	0	0	0 0			
Oct 18	Mia	L	S	8	8	0	0.0	0.0	0	0	0	0	0	0	3	0 0			
Oct 25	Atl	L	S	5	4	1	0.0	0.0	0	0	0	0	0	0	0	0 0			
Nov 1	@ Hou	L	S	3	1	2	0.0	0.0	0	0	0	0	0	0	0	0 0			
Nov 8	@ NO	W	S	2	1	1	0.0	0.0	0	0	0	0	0	0	0	0 0			
Nov 15	Car	L	S	4	4	0	0.0	0.0	0	0	0	0	0	0	0	0 0			
Nov 19	@ Jax	L	S	3	3	0	0.0	0.0	0	0	0	0	0	0	0	0 0			
Nov 29	Oak	L	p	5	3	2	0.0	0.0	0	0	0	0	0	0	0	0 0			
Dec 6	Jax	W	S	4	3	1	0.5	5.5	1	0	0	0	0	0	0	0 0			
Dec 13	@ NYJ	L	p	1	1	0	0.0	0.0	0	0	0	0	0	0	0	0 0			
Dec 20	@ NE	L	IA																
Dec 27	Hou	L	S	4	3	1	0.0	0.0	0	0	0	0	0	0	0	0 0			
Jan 3	@ Ind	L	S	3	1	2	0.0	0.0	0	0	1	5	0	1	0	0 0			
Totals			3-13	15/13	54	41	13	0.5	5.5	1	0	1	5	0	4	0	0	0	0

2016 Tennessee Titans

Date	Opp	W/L	P/S	Tot	Solo	Asst	Sk	- Yds	QBP	TFL	Int - Yds	-TD	PD	FF	FR - Yds	SpT			
Sept 11	Min	L	S	6	6	0	0.0	0.0	0	2	0	0	0	1	0	0 0			
Sept 18	@ Det	W	S	5	5	0	0.0	0.0	0	0	0	0	0	1	0	0 0			
Sept 25	Oak	L	S	5	5	0	0.0	0.0	0	0	0	0	0	0	0	0 0			
Oct 2	@ Hou	L	IA																
Oct 9	@ Mia	W	IA																
Oct 16	Cle	W	S	1	1	0	0.0	0.0	0	0	0	0	0	1	0	0 0			
Oct 23	Ind	L	S	2	2	0	0.0	0.0	0	0	0	0	0	0	0	0 0			
Oct 27	Jax	W	S	2	2	0	0.0	0.0	0	0	0	0	0	0	0	0 0			
Nov 6	@ SD	L	S	8	4	4	0.0	0.0	0	0	0	0	0	0	0	0 0			
Nov 13	GB	W	S	4	4	0	0.0	0.0	0	0	0	0	0	0	0	0 2			
Nov 20	@ Ind	L	S	2	2	0	0.0	0.0	0	0	0	0	0	0	0	0 0			
Nov 27	@ Chi	W	S	6	3	3	0.0	0.0	0	0	1	0	0	2	0	0 0			
Dec 11	Den	W	S	2	0	2	0.0	0.0	0	0	0	0	0	1	0	0 0			
Dec 18	@ KC	W	S	1	0	1	0.0	0.0	0	0	0	0	0	0	0	0 0			
Dec 24	@ Jax	L	S	2	1	1	0.0	0.0	0	0	0	0	0	0	0	1 0			
Jan 1	Hou	W	S	5	4	1	0.0	0.0	0	0	0	0	0	2	0	0 0			
Totals			9-7	14/14	51	39	12	0.0	0.0	0	2	1	0	0	8	0	1	0	2

Da’NORRIS SEARCY’S NFL STATISTICS

REGULAR SEASON			TACKLES							INTERCEPTIONS					FUMBLES				
Year	Team	GP	GS	Tot	Solo	Asst	Sk	Yds	QBP	TFL	No	Yds	Lg	TD	PD	FF	FR	Yds	SpT
2011	Buffalo	16	3	29	22	7	0.0	0.0	0	0	1	0	0	0	1	0	0	0	5
2012	Buffalo	15	0	35	22	13	0.0	0.0	0	4	0	0	0	0	1	2	0	0	4
2013	Buffalo	16	7	69	45	24	3.5	24.5	3	5	1	32	32t	1	7	0	1	74t	2
2014	Buffalo	15	13	58	39	19	0.5	5.5	2	1	3	70	32	0	5	1	1	0	7
2015	Tennessee	15	13	54	41	13	0.5	5.5	1	0	1	5	5	0	4	0	0	0	0
2016	Tennessee	14	14	51	39	12	0.0	0.0	0	2	1	0	0	0	8	0	1	0	2
NFL Totals		91	50	296	208	88	4.5	35.5	6	12	7	107	32t	1	26	3	3	74t	20


Single-Game Highs

- Tackles - 16 vs. Cincinnati (10/13/13)
- Interceptions - 2 vs. Cleveland (11/30/14)
- Sacks - 1 (Three times, last vs. Miami 12/22/13)
- Forced Fumble - 1 (Three times, last at Miami 11/13/14)
- Fumble Recovery - 1 (Three times, last at Jacksonville 12/24/16)

Passes Defensed - 4 vs. Baltimore (9/29/13)

Additional Statistics

Touchdowns - 2 - 74-yard fumble return vs. New England, 9/8/13; 32-yard interception return vs. N.Y. Jets, 11/17/13



73 BRAD SEATON

TACKLE • 6'8" • 325 LBS • COLLEGE: VILLANOVA
 ACQUIRED: 7TH ROUND - 2017 • NFL EXPERIENCE: ROOKIE
 HOMETOWN: BRONX, N.Y.
 GAMES PLAYED/GAMES STARTED: 0/0 (PLAYOFFS: 0/0)



PRO: The Titans selected Brad Seaton with the 18th pick of the seventh round (236 overall) of the 2017 NFL Draft. The 6-foot-8-inch, 311-pounder possesses a large, athletic frame with good strength to bolster the Titans' offensive line depth. Seaton participated in 33 games with 30 starts at left tackle over four years at Villanova.

TITANS TIDBITS:

- Seaton comes from a large, competitive family with a combined 20 aunts and uncles from his mother's Puerto Rican side and his father's Jamaican side. He can imitate accents from both of these cultures from the family he grew up around.
- Has one older brother and one younger brother, both of which are gifted athletes. Seaton is "still trying to match" his older brother's accomplishments, which include earning All-American honors in track and field, and being named the Atlantic-10 conference champion in the 400 meter hurdles for the University of Rhode Island.
- Lists two role models, the first being his mother who "is an exceptionally hard working woman and single mother who has provided so much for my family with so little." His second role model is his girlfriend who became an all-conference athlete and graduated on time despite battling cancer.
- Seaton enjoys playing pranks and joking around with friends and family.

CAREER TRANSACTIONS:

- The Bronx, N.Y. native was selected by the Titans in the seventh round (236th overall) of the 2017 NFL Draft.

COLLEGE:

- In four seasons at Villanova (2013-16), Seaton appeared in 33 games and made 30 starts at left tackle. He was named second-team All-Colonial Athletic Association as a senior.

AS A SENIOR (2016), started all 13 games at left tackle after working his way back from a season-ending injury as a junior. Blocked for an offense that averaged 206.3 rushing yards per game and earned second-team All-CAA honors.

AS A JUNIOR (2015), started the first three games of the season at left tackle before suffering a season-ending injury.

AS A SOPHOMORE (2014), started all 14 games at left tackle and helped the Wildcat offense lead the CAA in scoring offense with 37.7 points per game as well as rushing offense with 242.9 yards per game.

AS A FRESHMAN (2013), saw action in three games as a reserve offensive lineman.

- At Fordham (9/7), made his collegiate debut at Fordham.
- Redshirted in 2012.
- Graduated from Villanova in December 2016 with a degree in sociology.

PERSONAL:

- Attended Brunswick (Conn.) High School. Named the Tri-Varsity Athlete of the Year and earned the All-League Top Lineman Award.
- Son of Ivette Torres and the late Wayne Seaton.
- Follow Seaton on Twitter and Instagram at @killabeaton.
- List of favorites: (TV show) "Dexter, Shameless, Empire and Netflix originals like Stranger Things"; (movie) "anything with Will Smith or Dwayne 'The Rock' Johnson"; (musician) Drake, Lil Wayne and Eminem; (athlete as a child) LeBron James; (food) steak cooked medium-well, buffalo wings,

Puerto Rican and Jamaican food; and (guilty pleasure) Reese's Peanut Butter Cups.

- Born Brad Justin Seaton on Nov. 23, 1993 in the Bronx, N.Y.


BRAD SEATON'S COLLEGE STATS

REGULAR SEASON

Year	Team	GP	GS
2012	Villanova		Redshirt
2013	Villanova	3	0
2014	Villanova	14	14
2015	Villanova	3	3
2016	Villanova	13	13
College Totals		33	30

Starts Breakdown:

2014 - LT 14; 2015 - LT 3; 2016 - LT 13



85 TIM SEMISCH

TIGHT END • 6'8" • 275 LBS • COLLEGE: NORTHERN ILLINOIS
 ACQUIRED: FREE AGENT - 2017 • NFL EXPERIENCE (NFL/TITANS): 1/1
 HOMETOWN: OMAHA, NEB.
 GAMES PLAYED/GAMES STARTED: 0/0 (PLAYOFFS: 0/0)



PRO: The Titans signed Tim Semisch early in the 2017 offseason to add competition and depth to the tight end position. The 6-foot-8-inch, 275-pounder out of Northern Illinois was originally signed as a rookie free agent by the Miami Dolphins in the 2015 offseason and has spent time on the practice squads of the Dolphins and Chargers.

TITANS TIDBITS:

- Semisch enjoyed playing hockey when he was growing up. He saw action as a center and goalie as a youth.
- Semisch is a registered coach for lacrosse and hockey. He is also a certified crossfit trainer and strength coach.

CAREER TRANSACTIONS:

- The Omaha, Neb. native was originally signed by the Miami Dolphins as an undrafted free agent on May 5, 2015.
- Released by the Dolphins on Sept. 5, 2015 and added to the team's practice squad one day later.
- Released by the Dolphins on Nov. 17, 2015.
- Signed by the San Diego Chargers to the team's practice squad on Dec. 9, 2015.
- Signed by the Chargers to a future contract on Jan. 5, 2016.
- Released by the Chargers on Sept. 3, 2016.
- Signed by the Titans to a future contract on Jan. 3, 2017.

SEASON RECAPS:

2016 (0/0): Spent training camp with the Chargers but was released prior to the start of the regular season.

2015 (0/0 - Miami; 0/0 - San Diego): Spent training camp with the Dolphins after signing as an undrafted free agent. Spent the first 10 weeks of the regular season on Miami's practice squad and the last four weeks on San Diego's practice squad.

COLLEGE:

- Appeared in 49 games during his four year career (2011-14) at Northern Illinois, recording 10 receptions for 100 yards and three touchdowns.
- As a senior (2014), played in 11 games and saw action primarily on special teams.
- As a junior (2013), appeared in 13 games with one start and made seven catches for 84 yards and a touchdown.
- As a sophomore (2012), played in 13 games with three starts at tight end

and totaled two catches for nine yards, including one touchdown.

- As a freshman (2011), started two of 12 games and recorded his first career pass for seven-yard touchdown.
- Redshirted the 2010 season at the University of Nebraska Omaha and transferred to Northern Illinois after UNO dropped its football program.
- Majored in organizational/corporate communication at Northern Illinois.

PERSONAL:

- Attended Millard North (Neb.) High School, where he was a three-time letterwinner in football and four-time letterman in hockey and lacrosse.
- Earned all-state honors for both hockey and lacrosse in each of his last three years.
- Follow Semisch on Twitter at @TDSemisch82.
- Follow Semisch on Instagram at @TDSemisch85.
- Born Timothy Douglas Semisch on Sept. 18, 1991 in Omaha, Neb.

TIM SEMISCH'S NFL STATISTICS

REGULAR SEASON		RECEIVING							RUSHING					
Year	Team	GP	GS	No	Yds	Avg	Lg	TD	Att	Yds	Avg	Lg	TD	
2015	Mia./S.D.				Practice Squad									
NFL Totals		0	0	0	0	0.0	-	0	0	0	0.0	-	0	



19 TAJAÉ SHARPE

WIDE RECEIVER • 6'2" • 194 LBS • COLLEGE: MASSACHUSETTS
 ACQUIRED: 5TH ROUND - 2016 • NFL EXPERIENCE (NFL/TITANS): 2/2
 HOMETOWN: PISCATAWAY, N.J.
 GAMES PLAYED/GAMES STARTED: 16/10 (PLAYOFFS: 0/0)



PRO: The Titans selected Tajaé Sharpe in the fifth round (140th overall) of the 2016 NFL Draft. The 6-foot-2-inch, 194-pounder is known for his precise route-running and he shows excellent body control and concentration when the ball is in the air. Sharpe led the nation with 111 receptions as a senior and finished his career as the University of Massachusetts all-time leader in receptions, receiving yards and catches in a single game. As a rookie in 2016, he totaled 41 receptions for 522 yards and a pair of touchdowns.

CAREER HIGHLIGHTS:

- He appeared in all 16 games with 10 starts as a rookie in 2016, and became one of four rookies in the "Titans era" (1999-present) to tally at least 500 receiving yards. Finished the season ranked fourth on the team with 41 receptions and third on the team with 522 receiving yards.
- In 2015, Sharpe enjoyed a stellar senior campaign by being named a Walter Camp All-American and first-team All-Mid-American Conference selection. Sharpe led the nation with 111 receptions and led the Minutemen with 1,319 receiving yards and five touchdowns. He topped 100 receiving yards in six games and recorded at least 11 receptions in six games.
- Sharpe caught at least one pass in all 47 career games in which he appeared at Massachusetts.
- In 2014, Sharpe was selected All-MAC first team after leading all Minutemen with 85 receptions, 1,281 receiving yards and seven touchdown receptions.

TITANS TIDBITS:

- Sharpe's grandmother, Cozy Little, is a breast cancer survivor who was initially diagnosed in 2001. She was honored as the 12th Titan prior to a 2016 home game against the Cleveland Browns in conjunction with the team's Breast Cancer Awareness Month efforts.
- Sharpe was so excited to get into football mode that he brought his own football to the first day of the Titans rookie minicamp. He says he usually goes to sleep with it and carries one around as much as he can, just because.
- Sharpe's family members nicknamed him "Show," which is short for "Showtime."

CAREER TRANSACTIONS:

- The Piscataway, N.J., native was selected by the Titans in the fifth round (140th overall) the 2016 NFL Draft.

SEASON RECAPS:

2016 (16/10): Played in all 16 games with 10 starts at wide receiver as a rookie and ranked fourth on the team with 41 receptions and third on the squad with 522 receiving yards. Collected two receiving touchdowns. Joined Kenny Britt (2009), Kendall Wright (2012) and Dorial Green-Beckham (2015) as the only rookies in the "Titans era" (1999-present) with at least 500 receiving yards. Led the team in receptions once in 2016 (vs. MIN). Led or tied for the team lead in receiving yards twice in 2016 (vs. MIN, at JAX). Collected his first career touchdown against Green Bay (11/13/16). Appeared in his first career NFL game as the starter at wide receiver and became the team's first rookie wide receiver to start a season opener in the "Titans era" (1999-present) against Minnesota (9/11/16).

- Against Minnesota (9/11), made his NFL debut as a starter at wide receiver and led the team with seven receptions and 76 receiving yards. Became the team's first rookie wide receiver to start a season opener in the "Titans era" (1999-present). In franchise history, only one rookie—Sid Blanks in 1964—had more receptions in a season opener. Hauled in his first career reception with a 12-yard catch from Marcus Mariota in the first

quarter. Extended the Titans' first touchdown drive with an eight-yard catch on third-and-eight late in the second quarter.

- At Detroit (9/18), started at wide receiver and hauled in four receptions for 33 yards. Extended the Titans' game-winning touchdown drive with a seven-yard catch on third-and-five in the fourth quarter.
- Against Oakland (9/25), started at wide receiver and registered three receptions for 48 yards. Hauled in a 23-yard pass and a 19-yard reception during the final drive in the fourth quarter.
- Against Indianapolis (10/23), saw action as a reserve at wide receiver and hauled in four passes for 59 yards. Extended the Titans' final touchdown drive with a 16-yard catch on third-and-15 late in the third quarter.
- At San Diego (11/6), saw action as a reserve at wide receiver and snared four receptions for 58 yards. Extended the Titans' second touchdown drive with a 29-yard reception along the left sideline on third-and-one late in the second quarter. Hauled in three receptions for 29 yards during the Titans' go-ahead touchdown drive to open the third quarter.
- Against Green Bay (11/13), started at wide receiver and collected three receptions for 68 yards with his first career receiving touchdown. Kept the Titans' second touchdown drive alive with a leaping, 22-yard catch on third-and-14 in the first quarter. Registered his first career NFL touchdown with a 33-yard catch from Marcus Mariota midway through the third quarter.
- At Indianapolis (11/20), started at wide receiver and caught four passes for 68 yards with a touchdown. Got open deep in the end zone for a 34-yard touchdown pass midway through the third quarter.
- At Kansas City (12/18), started at wide receiver and snared two receptions for 10 yards. Drew a 20-yard defensive pass interference penalty during the Titans' final touchdown drive.
- At Jacksonville (12/24), played as a reserve at wide receiver and recorded three receptions for 48 yards. Extended the Titans' initial touchdown drive by hauling in a 13-yard reception on third-and-12 early in the second quarter.

COLLEGE:

- In four seasons at Massachusetts (2012-15), Sharpe appeared in 47 games with 43 starts and finished his career as the school's all-time leader with 277 receptions and 3,486 receiving yards. The two-time All-MAC first team performer ended his collegiate career ranked third in Minuteman history with 16 touchdowns and sixth with 3,497 all-purpose yards.
- As a senior (2015), was a 2015 Walter Camp All-American and first-team All-Mid-American Conference honoree. Started all 12 games and for the second consecutive season led the team in receptions (111), receiving yards (1,319), touchdown catches (five) and yards per game (109.9). Caught at least one pass in all 47 career games in which he appeared.
- Against Florida International (10/3), set a school record and career-best with 15 receptions for 159 receiving yards with a score.
- As a junior (2014), named All-MAC first team wide receiver after starting all 12 games and leading all Minutemen with 1,281 receiving yards, 85 catches, seven touchdown receptions and 106.8 yards receiving per game. Was on the midseason Biletnikoff Award watch list and named a Phil Steele first team All-MAC wide receiver. Ranked ninth nationally among NCAA Division I FBS competitors in receiving yards per game (106.8) 10th for total receiving yards (1,281) and 11th in receptions per game (7.1). Finished first in the Mid-American Conference in receptions per game and second for receiving yards and receiving yards per game.
- Against Ball State (11/12), set a personal best with 239 receiving yards and tied the single game program record for the third time with 13 receptions. The 239 receiving yards he put up against Ball State were the most by a MAC player in 2014 and third-highest total in NCAA Division I.
- As a sophomore (2013), started 11 of 12 games at wide receiver and

led the team with 61 receptions, 680 receiving yards (680) and four touchdowns. Finished second on the team with 680 all-purpose yards. Finished ninth in the MAC and 64th nationally with his 5.1 receptions per game.

- As a freshman (2012), played in 11 games with eight starts at wide receiver. Caught 20 passes for 206 yards and made four grabs for 20 or more yards. Had at least one catch in each contest.
- Majored in communications at Massachusetts.

PERSONAL:

- Attended Piscataway Township (N.J.) High School and was MSG Athlete of the Year. Was selected second team all-state selection and first team all-county and all-area teams.
- Served as team captain as a senior while playing wide receiver and safety. Led Piscataway High School to a pair of state championship titles in 2010 and 2011.
- Also played basketball in high school.
- Follow Sharpe on Twitter and Instagram at @Show19ine.
- Follow Sharpe on Snapchat at @godsgift23.
- List of favorites: (TV show) "Martin"; (movie) "Friday"; (musician) Meek Mill; (athlete as a child) Allen Iverson and LeBron James; (food) seafood; and (guilty pleasure) M&Ms.
- Born Tajaé Lamar Sharpe on Dec. 23, 1994 in Newark, N.J.

TAJAÉ SHARPE'S GAME-BY-GAME

2016 Tennessee Titans				RECEIVING					
Date	Opp.	W/L	P/S	No	Yds	Avg	Lg	TD	
Sept 11	Min	L	S	7	76	10.9	17	0	
Sept 18	@ Det	W	S	4	33	8.3	12	0	
Sept 25	Oak	L	S	3	48	16.0	23	0	
Oct 2	@ Hou	L	S	2	15	7.5	10	0	
Oct 9	@ Mia	W	S	2	17	8.5	9	0	
Oct 16	Cle	W	p	0	0	-	0	0	
Oct 23	Ind	L	p	4	59	14.8	21	0	
Oct 27	Jax	W	p	1	11	11.0	11	0	
Nov 6	@ SD	L	p	4	58	14.5	29	0	
Nov 13	GB	W	S	3	68	22.7	33t	1	
Nov 20	@ Ind	L	S	4	68	17.0	34t	1	
Nov 27	@ Chi	W	S	2	11	5.5	6	0	
Dec 11	Den	W	S	0	0	-	0	0	
Dec 18	@ KC	W	S	2	10	5.0	6	0	
Dec 24	@ Jax	L	p	3	48	16.0	24	0	
Jan 1	Hou	W	p	0	0	-	0	0	
Totals		9-7	16/10	41	522	12.7	34t	2	

TAJAÉ SHARPE'S NFL STATISTICS

REGULAR SEASON				RECEIVING						RUSHING				
Year	Team	GP	GS	No	Yds	Avg	Lg	TD	Att	Yds	Avg	Lg	TD	
2016	Tennessee	16	10	41	522	12.7	34t	2	1	1	1.0	1	0	
NFL Totals		16	10	41	522	12.7	34t	2	1	1	1.0	1	0	


Single-Game Highs

Receptions - 7 vs. Minnesota (9/11/16)

Receiving Yards - 76 vs. Minnesota (9/11/16)

Long Reception - 33t vs. Green Bay (11/13/16)

Touchdowns - 1 (Twice, last at Indianapolis (11/20/16))



36 LeSHAUN SIMS

CORNERBACK • 6'0" • 203 LBS • COLLEGE: SOUTHERN UTAH
 ACQUIRED: 5TH ROUND - 2016 • NFL EXPERIENCE (NFL/TITANS): 2/2
 HOMETOWN: LAS VEGAS, NEV.
 GAMES PLAYED/GAMES STARTED: 13/2 (PLAYOFFS: 0/0)



PRO: LeShaun Sims was selected by the Titans in the fifth round of the 2016 NFL Draft. The six-foot, 203-pounder saw action in 13 games as a rookie and registered 18 tackles, an interception, a stop for loss, six passes defended, six special teams tackles and two special teams fumble recoveries on coverage units. Sims' presence adds more youth and athleticism to an already-competitive defensive back unit. With the reputation as a tough and physical corner and a willing tackler, he possesses the physical tools to match up with NFL receivers after a successful four-year career at Southern Utah.

CAREER HIGHLIGHTS:

- As a rookie in 2016, Sims played in 13 games with two starts at cornerback and registered 18 tackles, an interception, a stop for loss and six passes defended.
- In 2015, Sims was a first-team All-Big Sky performer at Southern Utah, finishing the campaign with a pair of interceptions and 54 tackles. He helped the Thunderbirds win the conference title.

TITANS TIDBITS:

- He was commonly referred to as "Swis" in college because for his first college game the name on the back of his jersey was upside down. The nickname stuck.
- Prior to Sims, no prior student-athlete from Andre Agassi Prep in Las Vegas, Nev., had ever earned an athletic scholarship. When he was a high school freshman, the Stars played eight-man football in the public charter school's first year with a football team. They moved to 11-man football during his sophomore year, and by his senior season, the team won a league title.
- Sims is a movie buff who lists "Training Day" among his all-time favorites.

CAREER TRANSACTIONS:

- The Las Vegas, Nev., native was selected by the Titans in the fifth round (157th overall) of the 2016 NFL Draft.

SEASON RECAPS:

2016 (13/2): Played in 13 games with two starts at cornerback as a rookie and registered 18 tackles, an interception, a stop for loss and six passes defended. Collected six special teams tackles and two fumble recoveries on coverage units. Was inactive for the first three contests. Led or tied for the team lead in passes defended twice in 2016 (vs. DEN, at KC). Tied for the team lead in special teams tackles four times in 2016 (at HOU, vs. JAX, at SD, at JAX). Collected his first career interception at Kansas City (12/18/16). Appeared in his first career NFL game at Houston (10/2/16). Registered his first career NFL start at Jacksonville (12/24/16).

- At Houston (10/2), made his NFL debut as a reserve on special teams and recorded a tackle on coverage units.
- Against Jacksonville (10/27), played one snap as a reserve in the secondary. Tied for the team lead with a special teams tackle. Recovered a muffed punt by Marquise Lee at the Jaguars' 35-yard line late in the third quarter to set up a Ryan Succop field goal.
- Against Green Bay (11/13), played as a reserve on special teams and saw limited action at cornerback. Notched two tackles on defense. Recovered a Trevor Davis muffed punt at the Packers' 24-yard line in the second quarter. Registered a special teams stop on coverage units.
- Against Denver (12/11), played a significant role as a reserve at cornerback and collected four tackles, a team-high two passes defended and a stop for loss. Broke up a pass intended for Jordan Taylor in the end zone late in the third quarter. Two plays later, defended a third-and-goal

pass intended for Demaryius Thomas in the end zone.

- At Kansas City (12/18), saw significant action as a reserve at cornerback and tallied a tackle, his first career interception and another pass defended. Notched a special teams tackle on coverage units. Collected his first career interception by picking off an Alex Smith pass intended for Jeremy Maclin in the end zone during the third quarter.
- At Jacksonville (12/24), made his first career NFL start at cornerback and posted four tackles before leaving the game in the third quarter with an injury. Tied for the team lead with a special teams tackle on coverage units.
- Against Houston (1/1), started at cornerback and registered three tackles and a pass defended.

COLLEGE:

- In four seasons at Southern Utah, he appeared in 47 total games with 46 starts, including starts in every game during his final three seasons. His career totals included 220 tackles, eight interceptions, 27 passes defended, one forced fumble, five fumble recoveries and four tackles for loss.
- As a senior (2015), started all 12 games for the Thunderbirds and finished the season with two interceptions (one returned for a touchdown), 12 passes defended, 54 tackles, 2.5 tackles for loss and one forced fumble. Named first-team All-Big Sky Conference at cornerback. Played in the East-West Shrine Game following the season's conclusion.
- As a junior (2014), appeared in all 12 games and tallied 67 total tackles, two fumble recoveries and nine pass breakups. Named third-team All-Big Sky.
- As a sophomore (2013), started all 13 games at cornerback. Led the team's corners with 62 tackles and tied for second on the team with three interceptions and four passes defended. Added two fumble recoveries and 1.5 tackles for loss.
- As a redshirt freshman (2012), played in 10 games with nine starts, missing one contest due to injury. Tallied 37 tackles and tied for the team lead with three interceptions. Added two passes defended and recovered a fumble.
- As a freshman (2011), redshirted.
- Graduated in April 2016 with a degree in exercise science.

PERSONAL:

- Single, splits time between Nashville and Las Vegas, Nev.
- Attended Andre Agassi Prep (Las Vegas, Nev.), where he earned second-team all-state honors as a wide receiver and defensive back. As a senior, he tallied 52 tackles and a team-leading six interceptions on defense. On offense, he produced more than 400 receiving yards and five receiving touchdowns while rushing for 170 yards and another score.
- Follow Sims on Twitter at @LeshawnSims.
- List of favorites: (movie) "Training Day"; (musician or band) J. Cole; (food) spaghetti; (guilty pleasure) Oreo McFlurry; and (athlete as a child) Allen Iverson.
- Born LeShaun V. Sims on Sept. 18, 1993 in Las Vegas, Nev.

LeSHAUN SIMS' GAME-BY-GAME

2016 Tennessee Titans

Date	Opp	W/L	P/S	Tot	Solo	Asst	Sk	- Yds	QBP	TFL	Int	- Yds	-TD	PD	FF	FR	- Yds	SpT	
Sept 11	Min	L	IA																
Sept 18	@ Det	W	IA																
Sept 25	Oak	L	IA																
Oct 2	@ Hou	L	p	0	0	0	0.0	0.0	0	0	0	0	0	0	0	0	0	0	1
Oct 9	@ Mia	W	p	0	0	0	0.0	0.0	0	0	0	0	0	0	0	0	0	0	0
Oct 16	Cle	W	p	0	0	0	0.0	0.0	0	0	0	0	0	0	0	0	0	0	0
Oct 23	Ind	L	p	0	0	0	0.0	0.0	0	0	0	0	0	0	0	0	0	0	0
Oct 27	Jax	W	p	0	0	0	0.0	0.0	0	0	0	0	0	0	0	0	0	0	1

Nov 6	@ SD	L	p	0	0	0	0.0	0.0	0	0	0	0	0	0	0	0	0	0	1	
Nov 13	GB	W	p	2	2	0	0.0	0.0	0	0	0	0	0	0	0	0	0	0	1	
Nov 20	@ Ind	L	p	0	0	0	0.0	0.0	0	0	0	0	0	0	0	0	0	0	0	
Nov 27	@ Chi	W	p	4	4	0	0.0	0.0	0	0	0	0	0	0	1	0	0	0	0	
Dec 11	Den	W	p	4	4	0	0.0	0.0	0	1	0	0	0	2	0	0	0	0	0	
Dec 18	@ KC	W	p	1	0	1	0.0	0.0	0	0	1	0	0	2	0	0	0	1	0	
Dec 24	@ Jax	L	S	4	4	0	0.0	0.0	0	0	0	0	0	0	0	0	0	0	1	
Jan 1	Hou	W	S	3	3	0	0.0	0.0	0	0	0	0	0	1	0	0	0	0	0	
Totals				9-7	13/2	18	17	1	0.0	0.0	0	1	1	0	1	1	0	0	6	6

LeSHAUN SIMS' NFL STATISTICS

REGULAR SEASON			TACKLES							INTERCEPTIONS						FUMBLES			
Year	Team	GP	GS	Tot	Solo	Asst	Sk	Yds	QBP	TFL	No	Yds	Lg	TD	PD	FF	FR	Yds	SpT
2016	Tennessee	13	2	18	17	1	0.0	0.0	0	1	1	0	0	0	6	0	0	0	6
NFL Totals		13	2	18	17	1	0.0	0.0	0	1	1	0	0	0	6	0	0	0	6

Single-Game Highs

Tackles - 4 (Three times, last at Jacksonville 12/24/16)
 Interceptions - 1 at Kansas City (12/18/16)
 Passes Defensed - 2 (Twice, last at Kansas City 12/18/16)
 Special Teams Tackles - 1 (Six times, last at Jacksonville 12/24/16)

Additional Career Statistics

Special Teams Fumble Recovery - 2 (1 vs. Jacksonville, 10/27/16; 1 vs. Green Bay 11/13/16)



20 D'JOUN SMITH

CORNERBACK • 5'11" • 193 LBS • COLLEGE: FLORIDA ATLANTIC
 ACQUIRED: FREE AGENT - 2016 • NFL EXPERIENCE (NFL/TITANS): 2/1
 HOMETOWN: MIAMI, FLA.
 GAMES PLAYED/GAMES STARTED: 5/0 (PLAYOFFS: 0/0)



PRO: D'Joun Smith was signed to the Titans' active roster from their practice squad late in the 2016 season to provide depth in the secondary. The 5-foot-11-inch, 193-pounder was originally a 2015 third-round draft choice of the Indianapolis Colts and spent parts of his rookie campaign on the Colts 53-man roster. He was released by the club following his second training camp before spending a month and a half on the Detroit Lions' practice squad. Smith joined the Titans' practice squad in late November and adds youth and athleticism to an already-competitive defensive back unit. He will also compete for playing time on special teams coverage units.

CAREER TRANSACTIONS:

- The Miami, Fla., native was originally selected by the Indianapolis Colts in the third round (65th overall) of the 2015 NFL Draft.
- Waived by the Colts on Sept. 12, 2016.
- Signed by the Detroit Lions to their practice squad on Sept. 30, 2016.
- Released by the Lions from their practice squad on Nov. 11, 2016.
- Signed by the Titans to their practice squad on Nov. 29, 2016.
- Signed by the Titans from their practice squad to the active roster on Dec. 21, 2016.

SEASON RECAPS:

2016 (1/0): Played in one game as a reserve. Was inactive for one contest (at JAX). Spent two weeks on the Titans' practice squad after being signed on Nov. 29.
 • Against Houston (1/1), made his Titans debut as a reserve on special teams.

2015 (4/0 - Indianapolis): Was placed on injured reserve/designated to return on Sept. 18. Activated from injured reserve/designated to return on Nov. 16. Played in four games at cornerback and on special teams, but did not finish with a tackle. Contributed with one fumble recovery on special teams. Was placed on injured reserve on Dec. 24.
 • At Atlanta (11/22), made his NFL debut and competed at both cornerback and on special teams, but did not record a tackle.
 • At Pittsburgh (12/6), participated on special teams and recovered his first career fumble on the opening kickoff of the game.

COLLEGE:

- In 44 career games at Florida Atlantic, totaled 120 tackles, nine interceptions, three forced fumbles, two fumble recoveries, a sack and 29 passes defended. Also returned 47 kickoffs for 1,093 yards (23.3 avg.).
- As a senior (2014), earned second-team Conference USA honors as a defensive back and honorable mention recognition as a kick returner. Was named Florida Atlantic's Defensive Player of the Year.
- As a junior (2013), started every game and totaled 35 tackles. Ranked

second nationally and first in Conference USA with 20 passes defended. Finished first in the conference and third nationally with seven interceptions for 112 yards. Named Jim Thorpe Defensive Back of the Week, making him the first FAU player to receive this honor. Named to Conference USA All-Conference first team.

- As a sophomore (2012), saw action as a regular starter in 11 games and tallied at least one tackle in every game except his final outing. Collected a team-high eight pass break-ups. Also served as a kick returner with a total of 10 returns, including a long of 32 yards.
- As a freshman (2011), became an integral part of the defensive backfield by playing in every game. Recorded his first collegiate tackle at Florida and recorded a tackle in six of the 12 games played. Also saw time as a kick returner, recording 23 kick returns.
- Majored in communications at Florida Atlantic.

PERSONAL:

- Attended American (Hialeah, Fla.) High School and recorded 75 tackles, seven interceptions, three forced fumbles, two touchdowns and 613 all-purpose yards as a senior.
- Earned third team All-Dade County honors and competed in the Dade vs. Broward All-Star game.
- Also competed in track in high school.
- Follow Smith on Twitter at @dj_214.
- Follow Smith on Instagram at @swiftsm1tty2.0.
- List of favorites: (movie) "Home Alone" and "Toy Story"; (music) Gospel; (food) peanut butter and jelly; (hobbies) fishing, drawing, reading and playing video games; (books) non-fiction, John Maxwell books, Marcus Garvey books, Malcolm X and MLK Jr. biographies and (athlete as a child) Sean Taylor.
- Born D'Joun Smith on Sept. 23, 1992 in Miami, Fla.

D'JOUN SMITH'S GAME-BY-GAME

2015 Indianapolis Colts

Date	Opp	W/L	P/S	Tot Solo Asst	Sk - Yds	QBP	TFL	Int - Yds	-TD	PD	FF	FR - Yds	SpT
Nov 22	@ Atl	W	p	0 0 0	0.0 0.0	0	0	0 0	0	0	0	0	0
Nov 29	TB	W	p	0 0 0	0.0 0.0	0	0	0 0	0	0	0	0	0
Dec 6	@ Pit	L	p	0 0 0	0.0 0.0	0	0	0 0	0	0	0	0	0
Dec 13	@ Jax	L	p	0 0 0	0.0 0.0	0	0	0 0	0	0	0	0	0
Totals		2-2	4/0	0 0 0	0.0 0.0	0	0	0 0	0	0	0	0	0

2016 Tennessee Titans

Date	Opp	W/L	P/S	Tot Solo Asst	Sk - Yds	QBP	TFL	Int - Yds	-TD	PD	FF	FR - Yds	SpT
Dec 24	@ Jax	L	IA										
Jan 1	Hou	W	p	0 0 0	0.0 0.0	0	0	0 0	0	0	0	0	0
Totals		1-1	1/0	0 0 0	0.0 0.0	0	0	0 0	0	0	0	0	0

D'JOUN SMITH'S NFL STATISTICS

REGULAR SEASON		TACKLES										INTERCEPTIONS					FUMBLES			
Year	Team	GP	GS	Tot	Solo	Asst	Sk	Yds	QBP	TFL	No	Yds	Lg	TD	PD	FF	FR	Yds	SpT	
2015	Indianapolis	4	0	0	0	0	0.0	0.0	0	0	0	0	0	0	0	0	0	0	0	
2016	Tennessee	1	0	0	0	0	0.0	0.0	0	0	0	0	0	0	0	0	0	0	0	
NFL Totals		5	0	0	0	0	0.0	0.0	0	0	0	0	0	0	0	0	0	0	0	

Additional Statistics

Special Teams Fumble Recovery - 1 at Pittsburgh (12/6/15)



81 JONNU SMITH

TIGHT END • 6'3" • 248 LBS • COLLEGE: FLORIDA INTERNATIONAL
 ACQUIRED: 3RD ROUND - 2017 • NFL EXPERIENCE (NFL/TITANS): ROOKIE
 HOMETOWN: OCALA, FLA.
 GAMES PLAYED/GAMES STARTED: 0/0 (PLAYOFFS: 0/0)



PRO: The Titans selected Jonnu Smith in the third round (100th overall) of the 2017 NFL Draft. The 6-foot-3-inch, 248-pounder was a prolific passer catcher in his four seasons at Florida International. Smith concluded his career as FIU's all-time leader for tight ends in receptions and receiving yards and his 18 career receiving touchdowns ranked third in the school's record books. Smith has shown ability to flash after the catch and has the speed to attack all three levels of the field. The tight end is also known for his strength and willingness to block in the run game.

CAREER HIGHLIGHTS:

- Smith finished his career as Florida International's all-time leader for tight ends in receptions and receiving yards. Smith ended his career ranking fourth on the school's career receptions list and fifth on the program's receiving yardage list. His 18 career receiving touchdowns rank third in school annals.
- As a sophomore (2014), led all college tight ends with 61 receptions, 710 receiving yards and eight touchdown catches.

TITANS TIDBITS:

- Smith credits his mother, Karen, for his successes. Jonnu's father passed away as a result of a tow truck accident when he was four years old and his mother raised all six children by herself. "My mother is my rock. It was tough, but we always got what we needed—not necessarily what we wanted all the time—but what we needed. She was so strong all the time."
- Smith endured a lot of challenges as a youngster in Philadelphia and after his brother was arrested and one of his friends was killed on the streets, a decision needed to be made. His family didn't have the financial means to just uproot, so for his own safety Jonnu moved in with his mother's sister and brother-in-law, Darla and Mike Kirkland, in Ocala, Fla. He started playing high school football and even though he was far from a touted recruit, he earned a scholarship to Florida International where his play took off.
- Smith's best friend Willie "Quasim" Jefferson tragically died from a gun shot in October 2016. Jonnu gave his son the middle name Quasim in honor of him.

CAREER TRANSACTIONS:

- The Philadelphia, Pa., native was selected by the Titans in the third round (100th overall) of the 2017 NFL Draft.

COLLEGE:

- In four seasons at Florida International (2013-16), Smith appeared in 43 career games and tallied 178 receptions for 2,001 yards with 18 touchdowns.

AS A SENIOR (2016), started in 11 games for the Panthers and was a second team, All-Conference USA honoree. Caught 42 passes for 506 yards and four touchdowns. Became the fifth player in Florida International history to register over 2,000 yards receiving during a career (2,001 yards). Finished his career registering at least one reception in every game he played (43-straight – second-most in school history).

- Against Indiana (9/1), opened the season with a season-high eight catches for 83 yards.
- At Charlotte (10/15), hauled in his first touchdown reception of the season - the game winning nine-yard reception - with 1:05 left in the contest.
- Against Louisiana Tech (10/22), caught five passes for 81 yards and one touchdown.
- Against Middle Tennessee (10/29), recorded 75 yards on six receptions

and a touchdown.

- At Old Dominion (11/26), tallied two catches for 50 yards, including a 36-yard touchdown reception.

AS A JUNIOR (2015), started eight games for the Panthers and recorded 36 catches for 397 yards and four touchdowns. Finished fourth on the team in receptions, third in receiving yards and second in receiving touchdowns. Missed the final four games of the season due to injury.

- At Middle Tennessee (10/17), recorded five catches for a then-season-high 62 yards.
- Against Old Dominion (10/24), tied a career-high with 10 receptions for a career-best 183 yards and two touchdowns. Named John Mackey Tight End of the Week for his performance against the Monarchs.

AS A SOPHOMORE (2014), appeared and started in all 12 games for the Panthers and earned first team All-Conference USA honors. Led Florida International with 710 yards on 61 catches and eight touchdowns. Also led all tight ends nationally in touchdowns, receiving yards and receptions. Set the school record for tight ends in receiving yards, touchdowns and receptions and his eight receiving touchdowns broke the previous school season-best of seven set by T.Y. Hilton (2008, 2011) and Cory McKinney (2002). The 710 receiving yards ranked seventh all-time at FIU for a season and his 61 catches were tied for fourth in a single year.

- Against Wagner (9/6), was named the John Mackey Tight End of the Week after catching nine passes for 127 yards, including a touchdown.
- At Alabama-Birmingham (9/27), recorded his third touchdown of the season on the sixth-longest reception in school history (75 yards).
- Against Middle Tennessee (11/15), registered a career-high 140 yards on eight catches, including three touchdowns. The three receiving touchdowns were the most all-time by any Panther in a single game.

AS A FRESHMAN (2013), started all 12 games as a true freshman and earned All-Conference USA honorable mention honors as well as a spot on the league's All-Freshmen team. Led all Florida International players with 39 receptions for 388 yards and was the only FIU receiver to have a catch in all 12 games. Either led or tied for the team-lead in receptions or receiving yards in eight of 12 games. Was the first true freshman to lead the team in receptions and receiving yards since T.Y. Hilton in 2008.

- Against Bethune-Cookman (9/14), caught his first career touchdown on a one-yard pass from E.J. Hilliard.
- Against Louisiana Tech (10/26), tallied two receptions for 54 yards, including a 38-yard touchdown catch.
- Against East Carolina (11/2), registered a career-best 10 receptions for 97 yards. The 10 receptions were the second-most by an FIU tight end in a single game.
- Majored in liberal studies at Florida International.

PERSONAL:

- Has a son, Jaiyen.
- Attended West Port (Ocala, Fla.) High School and was named to the 2012 Ocala Star Banner All-County first team and the 2012 Florida Athletic Coaches Association All-District 7 Football team.
- As a senior, posted a team leading 34 catches for 517 yards and two touchdowns.
- As a junior, notched nine receptions for 101 yards and two touchdowns.
- Also competed in weightlifting, finishing second in the county in the 219-pound weight class.
- Follow Smith on Twitter at @EasyMoney_87.

- Follow Smith on Instagram at @jonnusmith87.
- List of favorites: (movie) all the "Halloween" Michael Myers' films; (TV show) "Stranger Things"; (musician or band) Meek Mill; (food) chicken and shrimp alfredo; (guilty pleasure) Swedish fish; (sports team as a child) Philadelphia Eagles and (athlete as a child) LeBron James.
- Born Jonnu Andre Smith on Aug. 22, 1995 in Philadelphia, Pa.

JONNU SMITH'S COLLEGE STATISTICS

Year	Team	GP	GS	RECEIVING					RUSHING				
				No	Yds	Avg	Lg	TD	Att	Yds	Avg	Lg	TD
2013	Florida Int.	12	12	39	388	9.9	38t	2	0	0	-	0	0
2014	Florida Int.	12	12	61	710	11.6	75t	8	0	0	-	0	0
2015	Florida Int.	8	8	36	397	11.0	67t	4	0	0	-	0	0
2016	Florida Int.	11	11	42	506	12.0	40	4	1	5	5.0	5	0
College Totals		43	43	178	2,001	11.2	75t	18	1	5	5.0	5	0

Single-Game Highs

Receptions - 10 (Twice, last vs. Old Dominion 10/24/15)
 Receiving Yards - 183 vs. Old Dominion (10/24/15)
 Long Reception - 75t at Alabama-Birmingham (10/27/14)
 Receiving Touchdowns - 3 vs. Middle Tennessee (11/8/14)

Additional Statistics

Tackles - 1 (2013), 1 (2015), 2 (2016)
 Kick Returns - 1 for 0 yards (2016)



33 TYE SMITH

CORNERBACK • 6'0" • 195 LBS • COLLEGE: TOWSON

ACQUIRED: FREE AGENT - 2017

NFL EXPERIENCE (NFL/TITANS): 2/1 • HOMETOWN: RALEIGH, N.C.

GAMES PLAYED/GAMES STARTED: 4/0 (PLAYOFFS: 0/0)



PRO: The Titans added free agent cornerback Tye Smith to the roster during the 2017 offseason to provide competition and flexibility in the secondary. Smith entered the league as the Seattle Seahawks fifth round pick (170th overall) in the 2015 NFL Draft and has since garnered four games of NFL special teams experience. Smith spent the 2016 season on the Seahawks and Washington Redskins practice squads.

CAREER TRANSACTIONS:

- The Raleigh, N.C. native was selected by the Seattle Seahawks in the fifth round (170th overall) of the 2015 NFL Draft.
- Waived by the Seahawks on Sept. 3, 2016.
- Signed by the Seahawks to the team's practice squad on Sept. 8, 2016.
- Waived by the Seahawks on Sept. 20, 2016.
- Signed by the Washington Redskins to the team's practice squad on Sept. 27, 2016.
- Signed by the Titans as a free agent on Jan. 1, 2017.

SEASON RECAPS:

2016 (0/0 - Seattle, Washington): Spent time on the Seahawks and Redskins practice squads.

2015 (4/0 - Seattle): Was inactive for most of the season but appeared in four games on special teams and recorded one special teams tackle.

- Against Chicago (9/27), made his NFL debut and posted one special teams tackle.

COLLEGE:

- Appeared in 50 games with 42 starts over his four-year career at Towson. Recorded the fifth-most tackles in program history with 312, five interceptions with one returned for a touchdown, 28 passes defended, four sacks, five forced fumbles and two fumble recoveries.
- As a senior (2014), started all 12 games at cornerback. Posted 84 tackles, 2.5 tackles for loss, one interception, six passes defended, forced one fumble and recovered one fumble. Was first team All-CAA selection and AP FCS All-American as a senior.
- As a junior (2013), appeared in all 16 games and started 15. Recorded 103 tackles, 4.5 for loss, one sack, two interceptions, ranked eighth in the league in passes defended with 14, forced two fumbles and recovered one fumble. Named second team All-CAA and was a member of the preseason All-CAA team.
- As a sophomore (2012), started all 11 games for the Tigers. Had a team-leading 75 tackles, one interception, forced two fumbles and recovered one fumble. Earned third team All-CAA honors.
- As a freshman (2011), appeared in 11 games and made four starts as a true freshman. Posted 49 tackles, two interceptions for 45 yards, forced one fumble and recovered one fumble.
- Majored on sports management and minored in business at Towson.

PERSONAL:

- Attended Wakefield (N.C.) High School where he played cornerback, wide receiver and returned kicks. Posted 88 tackles, four interceptions, eight pass breakups and three tackles for loss as a senior. Also caught 16 passes for 307 yards and three touchdowns on offense and tallied 515 yards as a return specialist in 2010.
- Son of Willie and Keyya Frederick.
- Has eight siblings.
- List of favorites: (movie) the "Bourne Series"; (musician or band) Lil Wayne; (athlete) LeBron James; (book) the Bible; (hobbies) reading and

playing Xbox.

- Follow Smith on Instagram at @TyeSmith.
- Follow Smith on Twitter at @TyeSmithCB.

TYE SMITH'S GAME-BY-GAME

2015 Seattle Seahawks

Date	Opp	W/L	P/S	Tot	Solo	Asst	Sk	- Yds	QBP	TFL	Int	- Yds	-TD	PD	FF	FR	- Yds	SpT	
Sept 13	@ StL	L	DNP																
Sept 20	@ GB	L	IA																
Sept 27	Chi	W	p	0	0	0	0.0	0.0	0	0	0	0	0	0	0	0	0	0	1
Oct 5	Det	W	p	0	0	0	0.0	0.0	0	0	0	0	0	0	0	0	0	0	0
Oct 11	@ Cin	L	IA																
Oct 18	Car	L	IA																
Oct 22	@ SF	WDNP																	
Nov 1	@ Dal	W	IA																


Nov 15	Ari	L	IA																	
Nov 22	SF	W	IA																	
Nov 29	Pit	W	IA																	
Dec 6	@ Min	W	IA																	
Dec 13	@ Bal	W	IA																	
Dec 20	Cle	W	p	0	0	0	0.0	0.0	0	0	0	0	0	0	0	0	0	0	0	
Dec 27	StL	L	p	0	0	0	0.0	0.0	0	0	0	0	0	0	0	0	0	0	0	
Jan 3	@ Ari	W	IA																	
Totals				10-6	4/0		0	0	0	0	0	0.0	0.0	0	0	0	0	0	0	1

TYE SMITH'S NFL STATISTICS

REGULAR SEASON				TACKLES								INTERCEPTIONS					FUMBLES			
Year	Team	GP	GS	Tot	Solo	Asst	Sk	Yds	QBP	TFL	No	Yds	Lg	TD	PD	FF	FR	Yds	SpT	
2015	Seattle	4	0	0	0	0	0	0	0	0	0	0	0	0	0	0	0	0	1	
2016	Seattle/Wash	0	0	Practice Squad																
NFL Totals		4	0	0	0	0	0	0	0	0	0	0	0	0	0	0	0	0	1	

Single-Game Highs

Special Teams Tackles - 1 vs. Chicago (9/27/13)



67 QUINTON SPAIN

GUARD • 6'4" • 330 LBS • COLLEGE: WEST VIRGINIA
 ACQUIRED: FREE AGENT - 2015 • NFL EXPERIENCE (NFL/TITANS): 3/3
 HOMETOWN: PETERSBURG, VA.
 GAMES PLAYED/GAMES STARTED: 21/19 (PLAYOFFS: 0/0)



PRO: Quinton Spain was one of two rookie free agents to make the Titans' 53-man roster out of training camp in 2015. After playing sparingly at the beginning of his rookie campaign, he started the final six games at left guard and became a full-time contributor in 2016 with 13 starts at left guard. The 6-foot-4-inch, 330-pounder has the versatility to play both guard and tackle on the pro level. The Petersburg, Va., native was a two-time All-Big 12 selection during his tenure at West Virginia University.

CAREER HIGHLIGHTS:

- In 2016, made 13 starts at left guard and appeared in a career-high 14 games while blocking for the NFL's third-ranked rushing attack.
- Spain started the final six games of his 2015 rookie season at left guard.
- Spain recorded his first NFL start 11 games into his rookie season on Nov. 29, 2015 against the Oakland Raiders.
- He made his professional debut against Buffalo on Oct. 11, 2015.

TITANS TIDBITS:

- Spain has hosted a Football Skills Camp the last two years in his hometown of Petersburg, Va. During his camp on July 1, 2017, Petersburg Mayor Sam Parham gave Spain a proclamation and officially declared it Quinton Spain Day.

CAREER TRANSACTIONS:

- The Petersburg, Va., native was signed by the Titans as an undrafted free agent on May 11, 2015.

SEASON RECAPS:

2016 (14/13): Played in a career-high 14 games with 13 starts at left guard and was a part of an offensive front that blocked for the NFL's third-ranked rushing attack which averaged 136.7 rush yards per game. Was inactive for two contests (vs. JAX, at SD).

- At Detroit (9/18), started at left guard and blocked for an offense that amassed 363 total yards in a 16-15 comeback win.
- Against Oakland (9/25), started at left guard and was a part of an offensive line that helped produce 393 total yards and allow just one sack on 33 pass attempts.
- At Miami (10/9), started at left guard and was a member of an offensive front that opened holes for Titans' rushers to gain 235 yards on the ground and did not allow a sack on 29 pass attempts.
- Against Cleveland (10/16), started at left guard and blocked for an offense that compiled a season-high 407 total yards, including 137 rushing yards.
- Against Indianapolis (10/23), started at left guard before leaving the game early in the second quarter with an injury.
- Against Green Bay (11/13), saw limited action as a reserve tackle.
- At Chicago (11/27), started at left guard and was a member of an offensive front that did not allow a sack on 23 pass attempts. Blocked for Titans' ball carriers to gain 149 yards on the ground.
- Against Denver (12/11), started at left guard and was a part of an offensive line that opened holes for Titans' rushers to amass 180 rushing yards on 42 carries in a 13-10 victory over the Broncos.
- At Kansas City (12/18), started at left guard and helped pave the way for Titans' ball carriers to gain 148 yards on the ground. Member of an offensive front that allowed just one sack for zero yards on 33 pass attempts.

2015 (7/6): Played in seven games with six starts at left guard as a rookie. Was inactive for eight games and did not play in another contest. Made his first career NFL start at Oakland (11/29/15). Made his NFL debut as a

reserve against Buffalo (10/11/15).

- Against Buffalo (10/11), played in his first career NFL game as a reserve at left guard when Taylor Lewan left the game briefly with an injury.
- Against Oakland (11/29), made his first career NFL start at left guard.
- Against Jacksonville (12/6), started at left guard and helped block for a Titans' offense that amassed 467 total yards.
- Against Houston (12/27), started at left guard. Moved to right tackle for one snap when Byron Bell left the game with an injury.

COLLEGE:

- Played in 50 career games with 38 starts at West Virginia and was a two-time All-Big 12 team honoree.
- As a senior (2014), started 12 games at left guard and was named All-Big 12 first team by ESPN.com, All-Big 12 second team by Associated Press and All-Big 12 honorable mention by the coaches. Was used on 1,084 plays, including 1,009 offensive plays. Helped pave the way for the offense to average 499.8 yards per game of total offense, 33.5 points per game, 182.8 rushing yards and 317.0 passing yards.
- As a junior (2013), named All-Big 12 Conference third team by Phil Steele and All-Big 12 Conference honorable mention by the coaches. Started all 12 games, the first four at left tackle and the final eight contests at left guard. Was used on 791 offensive plays, the second most on the offense.
- As a sophomore (2012), started all 13 games at left tackle. Also saw action at guard. Saw action in 967 of 998 offensive plays in 2012 and finished year No. 2 on the line with 57.5 knockdowns.
- As a redshirt freshman (2011), added depth at both tackle positions. Played in 13 games with one start and saw action on 266 plays. Only allowed one sack the entire season. Saw action in 30 or more plays in four games.
- As a freshman (2010), redshirted.

PERSONAL:

- Has a son, Kingston Lamar Spain.
- Attended Petersburg (Va.) High School and played in the U.S. Army All-American game.
- As a senior, scored four touchdowns as a fullback on goal line packages. Collected 103 tackles as a defensive tackle and forced seven fumbles and recovered five fumbles. Also recorded 23 tackles for loss, five sacks and had seven games with 10 or more tackles.
- Follow Spain on Twitter at @quinton_spain.
- Follow Spain on Instagram at @mr.undrafted.
- Born Quinton Lamar Spain on Aug. 7, 1991 in Petersburg, Va.

QUINTON SPAIN'S NFL STATISTICS

REGULAR SEASON

Year	Team	GP	GS
2015	Tennessee	7	6
2016	Tennessee	14	13
NFL Totals		21	19

Starts Breakdown:

2015 - LG 6; 2016 - LG 13

Additional Statistics

Tackles - 1 (2015)



57 JUSTIN STAPLES

LINEBACKER • 6'4" • 245 LBS • COLLEGE: ILLINOIS
 ACQUIRED: FREE AGENT - 2014 • NFL EXPERIENCE (NFL/TITANS): 3/3
 HOMETOWN: CLEVELAND, OHIO
 GAMES PLAYED/GAMES STARTED: 21/0 (PLAYOFFS: 0/0)



PRO: Justin Staples is a versatile linebacker that has the ability to play both inside and outside linebacker in a 3-4 defensive scheme. The 6-foot-4-inch, 245-pounder has excelled on special teams coverage units in his first three seasons with the Titans. Tennessee originally added Staples from their practice squad to the active roster on Nov. 20, 2014. The 6-foot-4-inch, 245-pounder entered the NFL as an undrafted free agent with the Cleveland Browns in 2013 and spent parts of his rookie campaign on the team's practice squad.

TITANS TIDBITS:

- Staples is related to Roebuck "Pops" Staples of the famed soul/R&B group The Staples Singers.
- Staples is the second oldest of nine siblings. He grew up in Berea, Ohio, down the street from the Cleveland Browns' practice facility.
- On senior day at Illinois in 2012, Staples wore jersey number 61 instead of his usual 54 to honor his late father Lenson. Lenson played football at Northwestern before transferring to Missouri in 1983-84, when he wore No. 61 for the Tigers. Lenson died in August 2010, just one month before Illinois played Missouri for the final time in their Arch Rivalry Series.

CAREER TRANSACTIONS:

- The Cleveland, Ohio, native was originally signed by the Cleveland Browns as a rookie free agent on April 30, 2013.
- Released by the Browns on Aug. 31, 2013.
- Signed by the Browns to their practice squad on Sept. 25, 2013.
- Released from the Browns' practice squad on Oct. 7, 2013.
- Signed by the Browns to their practice squad on Nov. 12, 2013.
- Released from the Browns' practice squad on Dec. 3, 2013.
- Signed by the Browns to their practice squad on Dec. 10, 2013.
- Signed by the Browns to a futures contract on Dec. 30, 2013.
- Released by the Browns on Aug. 30, 2014 and signed to the team's practice squad a day later.
- Released from the Browns' practice squad on Sept. 9, 2014.
- Signed by the Titans to their practice squad on Sept. 16, 2014.
- Signed by the Titans to the active roster from the practice squad on Nov. 20, 2014.
- Released by the Titans on Sept. 6, 2015 and signed to the team's practice squad two days later.
- Signed by the Titans to the active roster from the practice squad on Oct. 17, 2015.
- Released by the Titans on Sept. 3, 2016 and signed to the team's practice squad a day later.
- Signed by the Titans to the active roster from the practice squad on Dec. 6, 2016.

SEASON RECAPS:

2016 (3/0 - Tennessee): Appeared in three games as a reserve on special teams and collected a tackle on coverage units. Spent the first 12 weeks of the season on the Titans' practice squad. Was inactive for one contest.

- Against Denver (12/11), was inactive.
- At Kansas City (12/18), made his season debut as a reserve on special teams and collected a tackle on coverage units.

2015 (12/0 - Tennessee): Played in 12 games and registered seven special teams tackles. Collected two passes defended on defense. Spent the first four weeks of the season on the team's practice squad. Tied for the team lead in special teams tackles three times in 2015 (vs. ATL, vs. OAK, vs. HOU). Tied for the team lead in passes defended once in 2015 (at NYJ).

- Against Oakland (11/29), tied for the team lead with three special teams tackles.
- At N.Y. Jets (12/13), saw action as a reserve on special teams. Registered a pass defended on defense. Batted down a pass intended for Quincy Enunwa late in the first quarter.
- Against Houston (12/27), saw action as a reserve on special teams and notched a tackle on coverage units.
- At Indianapolis (1/3), saw limited action at outside linebacker and recorded a pass defended. Batted down a pass intended for Frank Gore late in the second quarter.

2014 (6/0 - Tennessee): Saw action in six games as a reserve and amassed four special teams tackles. Tied for the team lead in special teams tackles once in 2014 (vs. NYJ). Spent nine weeks on the Titans' practice squad before being signed to the active roster on Nov. 20. Made his NFL debut at Philadelphia (11/23/14). Spent the first week of the season on the Cleveland Browns' practice squad before joining the Titans in Week 3.

- At Philadelphia (11/23), made his NFL debut and collected a solo special teams tackle on coverage units.
- Against N.Y. Jets (12/14), tied for the team lead with two special teams tackles.
- At Jacksonville (12/18), played as a reserve on special teams and registered a tackle.

2013 (0/0 - Cleveland): Spent eight weeks of his rookie season on Browns' practice squad.

COLLEGE:

- Played in 48 games at defensive end at Illinois and recorded 62 tackles, 2.5 sacks and three forced fumbles.
- As a senior in 2012, played in 11 games and notched 20 tackles, a half sack, 2.5 tackles for loss, a pass defended and a forced fumble.
- In 2011, played in all 13 games with one start as a junior and posted 16 tackles, one sack and two pass breakups in 2011.
- Played in all 13 games, with three starts, at the bandit position in 2010 and totaled 26 tackles, 4.5 tackles for loss, one sack, two forced fumbles and one pass breakup.
- In 2009, played in 10 games as a redshirt freshman, primarily on special teams and forced a fumble against Ohio State.
- Majored in sociology at Illinois.

PERSONAL:

- Got married to Amber during the 2017 offseason.
- Attended St. Edward High School in Lakewood, Ohio, where he earned all-state honors as a linebacker.
- Finished his high school career with 172 tackles, 13 sacks, six forced fumbles and four fumble recoveries.
- Recorded 92 tackles, seven sacks, one interception, 11 pass break-ups, six forced fumbles and two recovered fumbles as a senior.
- Also played forward on St. Edward's basketball team, as well as Ohio AAU teams.
- Born Justin Ikeem Staples on Dec. 10, 1989 in Chicago, Ill.

JUSTIN STAPLES' GAME-BY-GAME

2014 Tennessee Titans

Date	Opp	W/L	P/S	Tot Solo	Asst	Sk	- Yds	QBP	TFL	Int - Yds	-TD	PD	FF	FR - Yds	SpT	
Nov 23	@ Phi	L	p	0	0	0	0.0	0.0	0	0	0	0	0	0	0	1
Nov 30	@ Hou	L	p	0	0	0	0.0	0.0	0	0	0	0	0	0	0	0
Dec 7	NYG	L	p	0	0	0	0.0	0.0	0	0	0	0	0	0	0	0
Dec 14	NYJ	L	p	0	0	0	0.0	0.0	0	0	0	0	0	0	0	2
Dec 18	@ Jax	L	p	0	0	0	0.0	0.0	0	0	0	0	0	0	0	1
Dec 28	Ind	L	p	0	0	0	0.0	0.0	0	0	0	0	0	0	0	0
Totals				0-6	6/0	0	0.0	0.0	0	0	0	0	0	0	0	4

Nov 19	@ Jax	L	p	0	0	0	0.0	0.0	0	0	0	0	0	0	0	0
Nov 29	Oak	L	p	0	0	0	0.0	0.0	0	0	0	0	0	0	0	3
Dec 6	Jax	W	p	0	0	0	0.0	0.0	0	0	0	0	0	0	0	0
Dec 13	@ NYJ	L	p	0	0	0	0.0	0.0	0	0	0	0	0	1	0	0
Dec 20	@ NE	L	p	0	0	0	0.0	0.0	0	0	0	0	0	0	0	0
Dec 27	Hou	L	p	0	0	0	0.0	0.0	0	0	0	0	0	0	0	1
Jan 3	@ Ind	L	p	0	0	0	0.0	0.0	0	0	0	0	0	1	0	0
Totals				2-10	12/0	0	0.0	0.0	0	0	0	0	0	0	2	0

2015 Tennessee Titans

Date	Opp	W/L	P/S	Tot Solo	Asst	Sk	- Yds	QBP	TFL	Int - Yds	-TD	PD	FF	FR - Yds	SpT
Oct 18	Mia	L	p	0	0	0	0.0	0.0	0	0	0	0	0	0	0
Oct 25	Atl	L	p	0	0	0	0.0	0.0	0	0	0	0	0	0	1
Nov 1	@ Hou	L	p	0	0	0	0.0	0.0	0	0	0	0	0	0	1
Nov 8	@ NO	W	p	0	0	0	0.0	0.0	0	0	0	0	0	0	1
Nov 15	Car	L	p	0	0	0	0.0	0.0	0	0	0	0	0	0	0

2016 Tennessee Titans


Date	Opp	W/L	P/S	Tot Solo	Asst	Sk	- Yds	QBP	TFL	Int - Yds	-TD	PD	FF	FR - Yds	SpT
Dec 11	Den	W	IA												
Dec 18	@ KC	W	p	0	0	0	0.0	0.0	0	0	0	0	0	0	1
Dec 24	@ Jax	L	p	0	0	0	0.0	0.0	0	0	0	0	0	0	0
Jan 1	Hou	W	p	0	0	0	0.0	0.0	0	0	0	0	0	0	0
Totals				3-1	3/0	0	0.0	0.0	0	0	0	0	0	0	1

JUSTIN STAPLES' NFL STATISTICS

REGULAR SEASON		TACKLES									INTERCEPTIONS					FUMBLES			
Year	Team	GP	GS	Tot	Solo	Asst	Sk	Yds	QBP	TFL	No	Yds	Lg	TD	PD	FF	FR	Yds	SpT
2013	Cleveland	0	0	Practice Squad															
2014	Tennessee	6	0	0	0	0	0.0	0.0	0	0	0	0	0	0	0	0	0	0	4
2015	Tennessee	12	0	0	0	0	0.0	0.0	0	0	0	0	0	2	0	0	0	0	7
2016	Tennessee	3	0	0	0	0	0.0	0.0	0	0	0	0	0	0	0	0	0	0	1
NFL Totals		21	0	0	0	0	0.0	0.0	0	0	0	0	0	2	0	0	0	0	12

Single-Game Highs

Pass Defensed - 1 (Twice, last at Indianapolis 1/3/15)
 Special Teams Tackles - 3 vs. Oakland (11/29/15)



69 JIMMY STATEN

DEFENSIVE END • 6'4" • 304 LBS • COLLEGE: MIDDLE TENNESSEE STATE
 ACQUIRED: FREE AGENT - 2017
 NFL EXPERIENCE (NFL/TITANS): 1/1 • HOMETOWN: WAYCROSS, GA.
 GAMES PLAYED/GAMES STARTED: 0/0 (PLAYOFFS: 0/0)



PRO: The Titans added free agent defensive end Jimmy Staten to the team during the 2017 offseason to provide depth and flexibility on the defensive line. A four-year contributor to nearby Middle Tennessee State's defense, Staten was originally drafted in the fifth round (172nd overall) of the 2014 NFL Draft by the Seattle Seahawks. Staten has spent the past three seasons on the practice squads of the Seahawks, New York Giants, New England Patriots, Kansas City Chiefs and Chicago Bears.

CAREER TRANSACTIONS:

- The Waycross, Ga. native was selected by the Seattle Seahawks on the fifth round (172nd overall) of the 2014 NFL Draft.
- Waived by the Seahawks on Aug. 30, 2014.
- Signed by the Seahawks to the practice squad on Sept. 1, 2014.
- Waived by the Seahawks on Nov. 22, 2014.
- Signed by the Seahawks to the practice squad on Nov. 26, 2014.
- Waived by the Seahawks on Dec. 23, 2014.
- Signed by the Seahawks to the practice squad on Dec. 27, 2014.
- Waived by the Seahawks on Jan. 1, 2015.
- Signed by the Seahawks to the practice squad on Jan. 6, 2015.
- Waived by the Seahawks on Jan. 8, 2015.
- Signed by the Seahawks to the practice squad on Jan. 9, 2015.
- Waived by the Seahawks on Aug. 17, 2015.
- Claimed off waivers by the New York Giants on Aug. 18, 2015.
- Waived by the Giants on Sept. 1, 2015.
- Signed by the New England Patriots to the team's practice squad on Sept. 8, 2015.
- Waived by the Patriots on Sept. 16, 2015.
- Signed by the Patriots to the practice squad on Sept. 18, 2015.
- Waived by the Patriots on Sept. 19, 2015.
- Signed by the Kansas City Chiefs to the team's practice squad on Sept. 30, 2015.
- Waived by the Chiefs on Sept. 3, 2016.
- Signed by the Chicago Bears to the team's practice squad on Sept. 14, 2016.
- Signed by the Bears to the active roster from the practice squad on Nov. 19, 2016.
- Waived by the Bears on Nov. 21, 2016.
- Signed by the Bears to the practice squad on Nov. 23, 2016.
- Waived by the Bears on Dec. 27, 2016.
- Signed by the Atlanta Falcons to the team's practice squad on Jan. 17, 2017.
- Waived by the Falcons on April 25, 2017.
- Signed by the Titans as a free agent on May 15, 2017.

SEASON RECAPS:

2016 (0/0 - Kansas City, Chicago, Atlanta): Was a member of the Kansas City Chiefs for training camp and preseason, but was waived during roster cuts. Staten was signed to the Chicago Bears practice squad during Week 2. Staten was signed to the active roster for the Bears contest at New York Giants (11/20), but did not see playing time. Re-signed to Chicago's practice squad and remained there until being waived on Dec. 27.

2015 (0/0 - Seattle, New York Giants, New England, Kansas City): Waived by the Seahawks during training camp roster cuts and was claimed by the New York Giants and signed to the practice squad. Spent the season on the Giants, New England Patriots and Kansas City Chiefs practice squads, but did not see active roster or on-field action.

2014 (0/0 - Seattle): Spent the entire season on the practice squad.

COLLEGE:

- Appeared in 49 games with 35 starts for Middle Tennessee State. Recorded 100 tackles, seven tackles for loss, one pass defended and two sacks over his four-year career.
- As a senior (2013), played in 12 games and made 11 starts. Notched 30 tackles, 1.5 tackles for loss and one pass defended on the season. Selected as team captain and named Honorable Mention All-C-USA.
- As a junior (2012), started all 12 games and finished the season with a career-high 35 tackles. Also logged 1.5 tackles for loss and one sack.
- As a sophomore (2011), started all 12 games. Recorded 29 tackles, four tackles for loss and one sack.
- As a freshman (2010), appeared in all 13 games and totaled five tackles on the season.
- Redshirted in 2009.

PERSONAL:


- Attended Ware County (Ga.) High School where he earned all-state honors as a junior and senior. Named All-Region 2-AAAA in 2008 and earned a spot on the GACA All-Star roster.
- Lettered in track and field. Made state finals in the shot put in 2008.
- Son of Shirley and Jimmy Staten III.
- Follow Staten on Twitter at [jstaten90](#).
- Born Jimmy Lewis Staten IV on May 4, 1991 in Waycross, Ga.

JIMMY STATEN'S NFL STATISTICS

REGULAR SEASON

Year	Team	GP	GS
2014	Seattle	PS	
2015	SEA, NYG, NE, KC	PS	
2016	KC, CHI, ATL	PS	

NFL Totals



4 RYAN SUCCOP

KICKER • 6'2" • 218 LBS • COLLEGE: SOUTH CAROLINA
 ACQUIRED: FREE AGENT - 2014 • NFL EXPERIENCE (NFL/TITANS): 9/4
 HOMETOWN: HICKORY, N.C.
 GAMES PLAYED/GAMES STARTED: 128/0 (PLAYOFFS: 2/0)



PRO: A powerful right-footed kicker in his ninth NFL campaign, Ryan Succop joined the Titans prior to the start of the 2014 regular season. Succop arrived in Tennessee after five seasons with the Kansas City Chiefs, where he posted four 100-plus point seasons and connected on 81 percent of his field goal attempts. In his first three seasons (2014-16) with the Titans, the University of South Carolina product made good on 88.7 percent of his field goals. His percentage increased every year during that period, including a 91.7 percent success rate in 2016 that qualified as the third-highest in franchise history.

CAREER HIGHLIGHTS:

- In 2016, Succop's 91.7 percent field goal rate (22 of 24) was the best single-season performance of his career and the third-best percentage in franchise history (92.3 by Rob Bironas in 2010 and 92.3 by Al Del Greco in 1998). Succop's percentage ranked third in the NFL in 2016 behind only Justin Tucker (97.4) and Matt Bryant (91.9).
- Succop finished the 2016 season with a franchise-record streak of 36 successful field goals from inside 50 yards, dating back to 2014.
- At Kansas City on Dec. 18, 2016, he became the first kicker in NFL history to defeat his former team by converting a game-winning, come-from-behind field goal of 50 or more yards (53) as time expired. It tied for the second-longest game-winning field goal in franchise history.
- In 2015, Succop set a then-career-best by connecting on 87.5 percent of his kicks (14 of 16 field goals) and recording 43 touchbacks, the second-most of his career.
- In 2014, Succop played in all 16 games in his first season with the Titans and connected on a then career-high 86.4 percent of his field goals. He converted 19 of 22 field goals and all 27 extra point attempts for 84 points.
- Succop has appeared in two postseason contests, making all three field goals attempted and all six extra points for 15 points.
- In 2013, posted 118 points, setting a new single-season career-high for points, passing his old mark of 104 set in his rookie season in 2009.
- Set a Chiefs franchise record for most points in a postseason game, accounting for 14 points in the Chiefs 2013 AFC Wild Card Game at Indianapolis (1/4/14).
- In 2009, Succop converted 86.2 percent of his field goals (25 of 29), tying as the highest make percentage by a rookie since the AFL-NFL merger (min. 20 attempts). He also led all NFL rookies with 104 points.
- Succop was named All-Rookie from Pro Football Weekly/PFWA and was voted the Chiefs' 2009 Mack Lee Hill Award winner by his peers for his rookie success.
- Succop set a career high and a Chiefs franchise single-game record by converting all six field goals he attempted at New Orleans (9/23/12).

TITANS TIDBITS:

- Succop was given the title "Mr. Irrelevant" after being selected with the final pick (256th overall) of the 2009 NFL Draft.
- Succop caddied for his friend, Wesley Bryan, at the 2016 Nashville Golf Open, a Web.com event at Nashville Golf & Athletic Club. Succop and Bryan went to school together at the University of South Carolina.
- Succop registered 104 career goals and was a four-time all-conference and two-time all-state soccer selection at Hickory (N.C.) High School.
- Succop handled both the kicking and punting duties during his sophomore and junior seasons at South Carolina.

CAREER TRANSACTIONS:

- The Hickory, N.C., native was originally selected by the Kansas City

Chiefs in the seventh round (256th overall) of the 2009 NFL Draft.

- Released by the Chiefs on Aug. 30, 2014.
- Signed by the Titans as a free agent on Sept. 2, 2014.

SEASON RECAPS:

2016 (16/0 - Tennessee): Connected on a career-best 91.7 percent of his field goals (22 of 24) and 39 of 41 extra points for 105 points. His 91.7 percent rate was third among all NFL kickers with at least 20 attempts and was the third-best percentage in franchise history. Recorded his fifth career season with at least 100 points and his first such season with the Titans. Talled a career-best 58 touchbacks. Has made 36 consecutive successful field goals from inside 50 yards, dating back to 2014, which is a franchise record. Finished the 2016 campaign by making his last 16 field goal attempts.

- At Houston (10/2), made good on both field goals (48, 26) and both extra point attempts. Boomed four touchbacks on kickoffs. Cut the Texans' lead to 14-3 with a 48-yard field goal with 2:36 left to play in the first quarter. Evened the score at 20-20 with a 26-yard field goal midway through the third quarter.
- Against Indianapolis (10/23), connected on both field goals (48, 44) and two extra point chances. Gave the Titans a 23-20 lead with a 48-yard field goal with 6:02 left to play in the game. Cut the Colts' lead to 34-26 with a 44-yard field goal with 43 seconds left to play in the game. The two scores extended his streak to 25 consecutive made field goals on attempts inside 50 yards, which broke Al Del Greco's franchise record of 24 straight that was set from 1995-1996.
- Against Jacksonville (10/27), made good on all three field goals (32, 22, 33) and three of four extra point tries. Gave the Titans an early 3-0 lead with a 32-yard field goal with 3:31 left to play in the first quarter. Concluded the first half scoring with a 22-yard field goal as time expired to give the Titans a 27-0 halftime lead. Nailed a 33-yard field goal and increased the Titans lead to 36-8 with 12:32 left to play in the game.
- At San Diego (11/6), connected on all five extra point tries while booting six touchbacks on six kickoffs.
- Against Green Bay (11/13), made good on both field goals (51, 23) and all five extra point chances. Gave the Titans a 44-25 lead with a 51-yard field goal with 9:56 left to play in the fourth quarter. Increased the Titans lead to 47-25 with a 23-yard field goal with less than five minutes remaining in the game.
- At Chicago (11/27), made good on both field goals (19, 31) and all three extra point tries. Extended the Titans lead to 24-7 with a 19-yard field goal with 4:07 left to play in the third quarter. Increased the Titans lead to 27-7 with a 31-yard field goal with 13:45 left to play in the fourth quarter.
- Against Denver (12/11), appeared in his 125th career NFL game and connected on both field goals (53, 41) and his lone extra point attempt. Extended the Titans lead to 10-0 with a season-long 53-yard field goal with 5:48 left to play in the first quarter. Gave the Titans a 13-0 lead with a 41-yard field goal with 1:27 remaining in the first half.
- At Kansas City (12/18), made good on both field goals (39, 53), including his sixth career game-winning kick and his first as a member of the Titans. Cut the Chiefs' lead to 17-10 with a 39-yard field goal early in the fourth quarter. Gave the Titans a 19-17 victory with a 53-yard, game-winning field goal as time expired in the game. Succop's field goal tied for the second-longest game-winner in franchise history, equaling Rob Bironas' 53-yard effort at Houston on Nov. 23, 2009 and behind only Bironas' 60-yarder against Indianapolis on Dec. 3, 2006.

2015 (16/0 - Tennessee): Saw action in all 16 games and made 14 of 16 field goals and 29 of 31 extra point chances. Posted 43 touchbacks on

kickoffs. Played in his 100th career regular season game against Buffalo (10/11/15). Connected on his 200th career extra point against Miami (10/18/15).

- Against Indianapolis (9/27), nailed both field goals (38, 21) and all three extra point chances. Booted six touchbacks on seven kickoffs, with the only other kickoff being a failed onside try. Nailed a 38-yard field goal to cut the Colts lead to 14-3 with 8:29 left to play in the second quarter. Extended the Titans lead to 27-14 with a 21-yard field goal with 3:04 left to play in the third quarter.
- Against Buffalo (10/11), played in his 100th career regular season game and made both field goals (21, 41) and his lone extra point chance. Gave the Titans a 3-0 advantage with a 21-yard field goal with 14:09 left to play in the second quarter. Increased the Titans' lead to 13-7 with a 41-yard field goal with 9:36 left to play in the fourth quarter.
- Against Miami (10/18), made good on his lone field goal (37) and connected on his 200th career extra point. Cut the Dolphins' lead to 7-3 with a 37-yard field goal with 5:28 left to play in the opening quarter.
- At Houston (11/1), made good on both field goal chances (35, 44). Gave the Titans a 3-0 lead with a 35-yard field goal with 9:05 remaining in the first quarter. Cut the Texans' lead to 10-6 with a 44-yard field goal midway through the third quarter.
- At New Orleans (11/8), connected on two of three field goals (51, 29) and both extra point tries. Cut the Saints' lead to 7-3 with a 51-yard field goal with 6:58 left to play in the first quarter. Nailed a 29-yard field goal with 7:17 left to play in the third quarter to cut the Saints' lead to 21-20.
- At Jacksonville (11/19), connected on two of three field goals (47, 49) while missing from 53 yards out. Made good on his lone extra point chance. Gave the Titans a 3-0 lead with a 47-yard field goal during the Titans' opening drive in the first quarter. Gave the Titans a 6-3 advantage with a 49-yard field goal with 10:58 remaining in the second quarter.
- Against Jacksonville (12/6), tied a career-high with six extra point connections.

2014 (16/0 - Tennessee): Played in all 16 games in his first season with the Titans and made good on a career-high 86.4 percent of his field goals. Connected on 19 of 22 field goals and all 27 extra point attempts for 84 points. Registered 31 touchbacks on 65 kickoffs.

- At Kansas City (9/7), made his Titans' debut and connected on all four field goals (36, 31, 46, 47) and both extra point chances against his former team. Booted four touchbacks on seven kickoffs. Gave the Titans a 10-3 halftime lead with a 36-yard field goal with seven seconds left to play in the second stanza. Connected on a 31-yard field goal in the third stanza. Extended the Titans' lead to 23-3 with a 46-yard field goal with 12:39 left to play in the fourth quarter. Concluded the scoring with a 47-yard field goal with 4:50 remaining in the game.
- Against Dallas (9/14), made good on his lone field goal attempt (47) and his only extra point chance. Nailed a 47-yard field goal with 10:57 left to play in the third quarter.
- Against Jacksonville (10/12), made good on all three field goal attempts (25, 21, 42) and his lone extra point chance. Cut the Jaguars' lead to 7-3 with a 25-yard field goal with 44 seconds left to play in the first quarter. Extended the Titans' lead to 13-7 with a 21-yard field goal midway through the third quarter. Gave the Titans a 16-7 advantage with a 42-yard field goal with 14:49 left to play in the fourth quarter.
- Against N.Y. Jets (12/14), made good on all three field goal attempts (40, 33, 51). Gave the Titans an early 3-0 lead with a 40-yard field goal with 3:16 remaining in the first quarter. Extended the Titans' lead to 8-3 with a 33-yard field goal with 6:03 left to play in the third quarter. Nailed a season-long 51-yard field goal to give the Titans an 11-10 lead late in the third stanza.
- At Jacksonville (12/18), connected on both field goals (50, 23) and his lone extra point chance. Extended the Titans' lead to 10-0 with a 50-yard field goal with 3:46 left to play in the first half. Cut the Jaguars' lead to 21-13 with a 23-yard field goal with 6:06 left to play in the fourth quarter.

2013 (16/0, 1/0 - Kansas City): Appeared in all 16 games, making all 52 extra points and 22 of 28 field goals (78.6 percent) for a career-high 118 points.

- At Indianapolis (1/4), converted all three field goals and all five PATs for a Chiefs franchise single-game postseason record 14 points in an AFC Wild Card Game.

2012 (16/0 - Kansas City): Appeared in 16 contests, converting 28 of 34 field goals (82.4 percent) and all 17 extra points for 101 points and had two special teams tackles.

- At New Orleans (9/23), connected on six of six field goals and one PAT for 19 points, setting a new franchise single-game record for most field goals converted and setting a career high for most points in a single game.
- Against Oakland (10/28), made all three field goal attempts, including a season-long 52-yard attempt, and one PAT for 10 points.
- Against Denver (11/25), hit all three field goals for nine points and had two special teams stops.
- Against Carolina (12/2), converted both field goals, including one from 52 yards, and three PATs for nine points.

2011 (16/0 - Kansas City): Appeared in 16 games, connecting on 24 of 30 field goals and all 20 extra points for a team-high 92 points. Had a career-long streak of 22 consecutive field goals made starting against Minnesota (10/2) before having a kick blocked against Oakland (12/24). Had 31 touchbacks to rank 10th in the AFC and his 80 percent field goal percentage ranked 10th in the AFC.

- Against Minnesota (10/2), converted all five of his field goals and one PAT for a career-high 16 points and had five touchbacks to earn AFC Special Teams Player of the Week honors. Also converted a career-long 54-yard field goal, tied a Chiefs record with five made field goals and became the third Chiefs kicker to convert two 50-plus-yard field goals in one game.
- Against San Diego (10/31), made good on all three of his field goals, including a game-winning 30-yard effort in overtime.
- Against N.Y. Jets (12/11), connected on a 53-yard field goal.
- Against Green Bay (12/18), made all four field goals and one PAT for 13 points and had three touchbacks, earning AFC Special Teams Player of the Week honors for the second time during the season.

2010 (16/0, 1/0 - Kansas City): Played in 16 games as the club's kicker and converted 20 of 26 field goals and all 42 extra points for 102 points. Landed 52 of his 78 kickoffs inside the 10-yard line. Had two special teams tackles • Against Buffalo (10/31), nailed a game-winning 35-yard field goal as time expired in overtime.

- At St. Louis (12/19), tied a then career long with a 53-yard field goal.

2009 (16/0 - Kansas City): Handled place-kicking duties in all 16 games and connected on 25 of 29 field goals (86.2 percent) and all 29 of his extra points for a team-high 104 points. Landed 59 of his 75 kickoffs inside the 10-yard line with seven touchbacks. Also had one special teams tackle. Named the club's Mack Lee Hill Award winner, an honor bestowed on Kansas City's top rookie or first-year player. Earned All-Rookie honors from Pro Football Weekly/PFWA. Produced an 86.2 field goal percentage, tying as the highest make percentage by a rookie since the AFL-NFL merger (min. 20 attempts). His 86.2 field goal percentage ranked sixth in the AFC and 10th in the NFL. Was one of five kickers in the AFC and one of seven kickers in the NFL to not miss from inside 40 yards, going 17-17. Led all NFL rookies with 104 points and tied for 10th in the AFC with seven touchbacks. Ranked first in Chiefs history among rookies with 25 made field goals, while his 29 field goal attempts were third in team annals among rookies.

- At Baltimore (9/13), hit a 53-yard field goal and three PATs for six points in his first NFL game. His 53-yard field goal was the longest made field goal by a rookie kicker on his first regular season NFL attempt since Baltimore's Steve Hauschka hit a 54-yard field goal at Houston (11/9/08).
- At Washington (10/18), hit a season-high four field goals (39, 46, 46 and 24 yards) for 12 points.
- Against Pittsburgh (11/22), hit a 22-yard game-winning field goal in overtime.
- At Denver (1/3), made all three of his field goals and five PATs for a season-best 14 points.

COLLEGE:

- Played in 50 games at South Carolina, hitting 49 of 69 field goals (71.0 percent) with a career long of 55 yards. Converted 104 of 106 PATs and racked up a total of 251 points, the second-highest total in school history.
- Spent his sophomore and junior seasons handling both the kicking and punting duties. Had 85 punts for 3,597 yards (42.3 gross, 34.9 net) with 21 kicks inside the 20 and three touchbacks. Had 69 touchbacks on 192 kickoffs.
- Played in 13 games his senior campaign in 2008, earning honorable mention All-Southeastern Conference honors. Connected on 20 of 30 field goals, leading the SEC in both makes and attempts. Converted all 30

of his PATs for 90 points. Had 25 touchbacks on kickoffs. Finished the season fourth in the SEC in field goal percentage (66.7 percent) and ninth in scoring (6.9 ppg).

- Appeared in 12 games as a kicker and punter as a junior in 2007 and converted 13 of 17 field goals and all 37 of his PATs for 76 points. Had 56 punts for 2,330 yards (41.6 gross, 34.4 net), landing 15 inside the 20. Named honorable mention All-SEC.
- Saw action in 13 contests his sophomore season in 2006. Earned second-team All-SEC honors and was a semi-finalist for the Lou Groza Award. Connected on 16 of 20 field goals and 37 of 39 PATs for a team-high 85 points. Had 29 punts for 1,267 yards (43.7 gross, 36.0 net) with six inside the 20 and three touchbacks. Had 29 touchbacks on kickoffs.
- Played in all 12 games as a true freshman in 2005. Missed his only two field goal attempts. Had 29 touchbacks on kickoffs.
- Majored in Finance and Real Estate at South Carolina.

PERSONAL:

- Married to Paige and the couple splits time between Nashville and Charleston, S.C.
- Was a four-time all-conference and two-time all-state selection at Hickory (N.C.) High School.
- Was a three-time conference Special Teams Player of the Year. Converted 12 of 14 field goals and all 42 of his PATs for 78 points while averaging 41 yards per punt and had 98.0 percent of his kickoffs go for touchbacks as a senior.
- Was a three-time all-state selection in soccer with 104 career goals.
- Last name is pronounced Suck-up.
- Follow Succop on Twitter at @ryansuccop.
- Born Ryan Barrow Succop on Sept. 19, 1986 in Hickory N.C.

RYAN SUCCOP'S GAME-BY-GAME

2009 Kansas City Chiefs

Date	Opp	W/L	PAT		FG			1-19		20-29		30-39		40-49		50+		LG	Pts	Kick-by-Kick	Kickoffs				
			Ma	Att	Ma	Att	Pct	Ma	Att	Ma	Att	Ma	Att	Ma	Att	Ma	Att				No	InEZ	TB	PctTB	
Sept 13	@ Bal	L	3	3	1	1	100.0	0	0	0	0	0	0	0	0	1	1	53	6	53	5	2	1	20.0	
Sept 20	Oak	L	1	1	1	1	100.0	0	0	1	1	0	0	0	0	0	0	23	4	23	2	0	0	0.0	
Sept 27	@ Phi	L	2	2	0	0	-	0	0	0	0	0	0	0	0	0	0	-	2		2	1	0	0.0	
Oct 4	NYG	L	1	1	1	1	100.0	0	0	0	0	1	1	0	0	0	0	34	4	34	2	2	2	100.0	
Oct 11	Dal	L	2	2	2	3	66.7	0	0	0	0	1	1	1	1	0	1	47	8	47, 38, 53b	5	1	0	0.0	
Oct 18	@ Was	W	0	0	4	4	100.0	0	0	1	1	1	1	2	2	0	0	46	12	39, 46, 46, 24	5	2	0	0.0	
Oct 25	SD	L	1	1	0	1	0.0	0	0	0	0	0	0	0	1	0	0	-	1	43n	2	2	0	0.0	
Nov 8	@ Jax	L	1	1	2	3	66.7	0	0	1	1	0	0	1	1	0	1	45	7	45, 21, 56n	3	3	1	33.3	
Nov 15	@ Oak	W	1	1	3	4	75.0	0	0	1	1	1	1	0	0	1	2	50	10	50, 25, 52n, 31	5	0	0	0.0	
Nov 22	Pit	W	3	3	2	2	100.0	0	0	2	2	0	0	0	0	0	0	27	9	27, 22	6	4	2	33.3	
Nov 29	@ SD	L	2	2	0	0	-	0	0	0	0	0	0	0	0	0	0	-	2		3	1	0	0.0	
Dec 6	Den	L	1	1	2	2	100.0	0	0	1	1	0	0	1	1	0	0	47	7	22, 47	4	0	0	0.0	
Dec 13	Buf	L	1	1	1	1	100.0	0	0	1	1	0	0	0	0	0	0	21	4	21	3	2	0	0.0	
Dec 20	Cle	L	4	4	2	2	100.0	0	0	1	1	1	1	0	0	0	0	30	10	30, 27	7	3	0	0.0	
Dec 27	@ Cin	L	1	1	1	1	100.0	0	0	0	0	1	1	0	0	0	0	30	4	30	3	1	0	0.0	
Jan 3	@ Den	W	5	5	3	3	100.0	0	0	1	1	1	1	1	1	0	0	47	14	20, 36, 47	9	5	1	11.1	
Totals			4-12	29	29	25	29	86.2	0	0	10	10	7	7	6	7	2	5	53	104		66	29	7	10.6

2010 Kansas City Chiefs

Date	Opp	W/L	PAT		FG			1-19		20-29		30-39		40-49		50+		LG	Pts	Kick-by-Kick	Kickoffs				
			Ma	Att	Ma	Att	Pct	Ma	Att	Ma	Att	Ma	Att	Ma	Att	Ma	Att				No	InEZ	TB	PctTB	
Sept 13	SD	W	3	3	0	0	-	0	0	0	0	0	0	0	0	0	0	-	3		4	2	2	50.0	
Sept 19	@ Cle	W	1	1	3	3	100.0	0	0	2	2	1	1	0	0	0	0	35	10	35, 26, 23	5	0	0	0.0	
Sept 26	SF	W	4	4	1	2	50.0	0	0	0	0	1	2	0	0	0	0	32	7	38n, 32	5	1	1	20.0	
Oct 10	@ Ind	L	0	0	3	4	75.0	0	0	0	0	1	1	2	2	0	1	45	9	45, 35, 43, 51n	3	2	0	0.0	
Oct 17	@ Hou	L	4	4	1	1	100.0	0	0	1	1	0	0	0	0	0	0	24	7	24	6	3	1	16.7	
Oct 24	Jax	W	6	6	0	0	-	0	0	0	0	0	0	0	0	0	0	-	6		7	0	0	0.0	
Oct 31	Buf	W	1	1	2	3	66.7	0	0	1	1	1	2	0	0	0	0	35	7	28, 39n, 35	4	2	1	25.0	
Nov 7	@ Oak	L	2	2	2	2	100.0	0	0	1	1	0	0	1	1	0	0	43	8	43, 25	5	2	0	0.0	
Nov 14	@ Den	L	2	2	1	2	50.0	0	0	0	0	0	0	1	1	0	1	40	5	52n, 40	4	3	1	25.0	
Nov 21	Ari	W	4	4	1	1	100.0	0	0	1	1	0	0	0	0	0	0	23	7	23	6	5	2	33.3	
Nov 28	@ Sea	W	6	6	0	1	0.0	0	0	0	0	0	0	0	1	0	0	-	6	43b	7	0	0	0.0	
Dec 5	Den	W	1	1	1	1	100.0	0	0	0	0	0	0	1	1	0	0	47	4	47	3	0	0	0.0	
Dec 12	@ SD	L	0	0	0	0	-	0	0	0	0	0	0	0	0	0	0	-	0		1	1	0	0.0	
Dec 19	@ StL	W	3	3	2	2	100.0	0	0	0	0	1	1	0	0	1	1	53	9	53, 38	6	4	0	0.0	
Dec 26	Ten	W	4	4	2	3	66.7	0	0	0	0	1	1	1	2	0	0	42	10	35, 47n, 42	7	0	0	0.0	
Jan 2	Oak	L	1	1	1	1	100.0	0	0	0	0	1	1	0	0	0	0	30	4	30	3	0	0	0.0	
Totals			10-6	42	42	20	26	76.9	0	0	6	6	7	9	6	8	1	3	53	102		76	25	8	10.5
Playoffs																									
Jan 9	Bal	L	1	1	0	0	0.0	0	0	0	0	0	0	0	0	0	0	-	1		2	1	1	50.0	
Totals			0-1	1	1	0	0	0.0	0	0	0	0	0	0	0	0	0	-	1		2	1	1	50.0	

2011 Kansas City Chiefs

Date	Opp	W/L	PAT		FG			1-19		20-29		30-39		40-49		50+		LG	Pts	Kick-by-Kick	Kickoffs				
			Ma	Att	Ma	Att	Pct	Ma	Att	Ma	Att	Ma	Att	Ma	Att	Ma	Att				No	InEZ	TB	PctTB	
Sept 11	Buf	L	1	1	0	1	0.0	0	0	0	0	0	0	0	1	0	0	-	1	49n	2	2	1	50.0	
Sept 18	@ Det	L	0	0	1	2	50.0	0	0	0	0	1	1	0	1	0	0	33	3	33, 44n	2	2	2	100.0	
Sept 25	@ SD	L	2	2	1	2	50.0	0	0	0	0	1	2	0	0	0	0	33	5	38n, 33	4	2	2	50.0	
Oct 2	Min	W	1	1	5	5	100.0	0	0	2	2	0	0	1	1	2	2	54	16	40, 24, 51, 54, 22	6	6	4	66.7	
Oct 9	@ Ind	W	0	0	0	0	-	0	0	0	0	0	0	0	0	0	0	-	0		5	4	4	80.0	
Oct 23	@ Oak	W	4	4	0	0	-	0	0	0	0	0	0	0	0	0	0	-	4		5	4	4	80.0	
Oct 31	SD	W	2	2	3	3	100.0	0	0	0	0	2	2	1	1	0	0	47	11	36, 47, 30	6	5	4	66.7	
Nov 6	Mia	L	0	0	1	1	100.0	0	0	0	0	0	0	1	1	0	0	43	3	43	2	2	2	100.0	
Nov 13	Den	L	1	1	1	1	100.0	0	0	0	0	1	1	0	0	0	0	32	4	32	2	2	2	100.0	
Nov 21	@ NE	L	0	0	1	1	100.0	0	0	1	1	0	0	0	0	0	0	26	3	26	1	1	0	0.0	
Nov 27	Pit	L	0	0	3	3	100.0	0	0	0	0	0	0	3	3	0	0	49	9	41, 49, 40	4	2	0	0.0	
Dec 4	@ Chi	W	1	1	1	1	100.0	0	0	1	1	0	0	0	0	0	0	21	4	21	2	0	0	0.0	
Dec 11	@ NYJ	L	1	1	1	1	100.0	0	0	0	0	0	0	0	0	1	1	53	4	53	2	1	0	0.0	
Dec 18	GB	W	1	1	4	4	100.0	1	1	1	1	1	1	1	1	0	0	46	13	19, 32, 46, 20	6	5	3	50.0	
Dec 24	Oak	L	1	1	2	4	50.0	0	0	2	2	0	0	0	2	0	0	23	7	23, 49b, 20, 49b	5	4	2	40.0	
Jan 1	@ Den	W	1	1	0	1	0.0	0	0	0	0	0	0	0	1	0	0	-	1	44n	2	2	1	50.0	
Totals			7-9	20	20	24	30	80.0	1	1	7	7	6	7	7	12	3	3	54	92		56	44	31	55.4

RYAN SUCCOP'S TITANS GAME-BY-GAME CONT.

2012 Kansas City Chiefs

Date	Opp	W/L	PAT		FG			1-19		20-29		30-39		40-49		50+		LG	Pts	Kick-by-Kick	Kickoffs				
			Ma	Att	Ma	Att	Pct	Ma	Att	Ma	Att	Ma	Att	Ma	Att	Ma	Att				No	InEZ	TB	PctTB	
Sept 9	Atl	L	3	3	1	2	50.0	0	0	0	0	1	1	0	1	0	0	39	6	39, 40n	5	5	2	40.0	
Sept 16	@ Buf	L	2	2	1	1	100.0	0	0	0	0	1	1	0	0	0	0	33	5	33	4	3	3	75.0	
Sept 23	@ NO	W	1	1	6	6	100.0	0	0	1	1	3	3	2	2	0	0	45	19	25, 45, 34, 38, 43, 31	7	6	2	28.6	
Sept 30	SD	L	2	2	0	0	-	0	0	0	0	0	0	0	0	0	0	-	2		4	4	2	50.0	
Oct 7	Bal	L	0	0	2	2	100.0	0	0	0	0	2	2	0	0	0	0	31	6	30, 31	3	3	1	33.3	
Oct 14	@ TB	L	1	1	1	1	100.0	0	0	0	0	1	1	0	0	0	0	38	4	38	3	3	1	33.3	
Oct 28	Oak	L	1	1	3	3	100.0	0	0	0	0	1	1	1	1	1	1	52	10	30, 42, 52	4	3	2	50.0	
Nov 1	@ SD	L	1	1	2	3	66.7	0	0	0	0	0	1	2	2	0	0	49	7	49, 39n, 41	3	3	2	66.7	
Nov 12	@ Pit	L	1	1	2	3	66.7	0	0	1	1	0	1	1	1	0	0	46	7	22, 33n, 46	3	2	1	33.3	
Nov 18	Cin	L	0	0	2	2	100.0	0	0	0	0	2	2	0	0	0	0	34	6	34, 33	2	2	1	50.0	
Nov 25	Den	L	0	0	3	3	100.0	0	0	1	1	1	1	1	1	0	0	49	9	34, 22, 49	4	4	2	50.0	
Dec 2	Car	W	3	3	2	2	100.0	0	0	0	0	0	0	1	1	1	1	52	9	42, 52	5	4	3	60.0	
Dec 9	@ Cle	L	1	1	0	1	0.0	0	0	0	1	0	0	0	0	0	0	-	1	27n	2	0	0	0.0	
Dec 16	@ Oak	L	0	0	0	0	-	0	0	0	0	0	0	0	0	0	0	-	0		1	1	1	100.0	
Dec 23	Ind	L	1	1	2	3	66.7	0	0	0	0	0	0	2	3	0	0	47	7	47, 43n, 47	4	4	2	50.0	
Dec 30	@ Den	L	0	0	1	2	50.0	0	0	1	1	0	1	0	0	0	0	23	3	23, 33n	2	2	2	100.0	
Totals			2-14	17	17	28	34	82.4	0	0	4	5	12	15	10	12	2	2	52	101		56	49	27	48.2

2013 Kansas City Chiefs

Date	Opp	W/L	PAT		FG			1-19		20-29		30-39		40-49		50+		LG	Pts	Kick-by-Kick	Kickoffs				
			Ma	Att	Ma	Att	Pct	Ma	Att	Ma	Att	Ma	Att	Ma	Att	Ma	Att				No	InEZ	TB	PctTB	
Sept 8	@ Jax	W	4	4	0	0	-	0	0	0	0	0	0	0	0	0	0	-	4		5	5	4	80.0	
Sept 15	Dal	W	2	2	1	2	50.0	0	0	0	0	0	0	1	1	0	1	40	5	57b, 40	4	4	3	75.0	
Sept 19	@ Phi	W	2	2	4	5	80.0	0	0	0	0	4	4	0	0	0	1	38	14	33, 51n, 31, 34, 38	7	7	4	57.1	
Sept 29	NYG	W	4	4	1	1	100.0	0	0	0	0	0	0	0	0	1	1	51	7	51	6	6	3	50.0	
Oct 6	@ Ten	W	2	2	4	4	100.0	0	0	2	2	1	1	1	1	0	0	48	14	29, 24, 33, 48	7	7	5	71.4	
Oct 13	Oak	W	3	3	1	1	100.0	0	0	0	0	1	1	0	0	0	0	33	6	33	5	5	4	80.0	
Oct 20	Hou	W	2	2	1	1	100.0	0	0	1	1	0	0	0	0	0	0	22	5	22	4	4	3	75.0	
Oct 27	Cle	W	2	2	3	4	75.0	0	0	0	0	1	1	2	2	0	1	42	11	42, 35, 52n, 40	6	6	3	50.0	
Nov 3	@ Buf	W	2	2	3	3	100.0	0	0	1	1	1	1	1	1	0	0	41	11	27, 41, 39	6	6	5	83.3	
Nov 17	@ Den	L	2	2	1	1	100.0	0	0	1	1	0	0	0	0	0	0	20	5	20	4	4	3	75.0	
Nov 24	SD	L	5	5	1	1	100.0	0	0	1	1	0	0	0	0	0	0	25	8	25	7	3	1	14.3	
Dec 1	Den	L	4	4	0	0	-	0	0	0	0	0	0	0	0	0	0	-	4		5	2	1	20.0	
Dec 8	@ Was	W	6	6	1	2	50.0	0	0	0	0	1	2	0	0	0	0	33	9	33, 34n	8	2	0	0.0	
Dec 15	@ Oak	W	8	8	0	0	-	0	0	0	0	0	0	0	0	0	0	-	8		9	8	3	33.3	
Dec 22	Ind	L	1	1	0	1	-	0	0	0	0	0	0	0	1	0	0	-	1	47n	2	2	2	100.0	
Dec 29	@ SD	L	3	3	1	2	50.0	0	0	0	0	0	0	1	2	0	0	46	6	46, 41n	6	6	3	50.0	
Totals			11-5	52	52	22	28	78.6	0	0	6	6	9	10	6	8	1	4	51	118		91	77	47	51.6
Playoffs																									
Jan 4	@ Ind	L	5	5	3	3	100.0	1	1	0	0	0	0	2	2	0	0	43	14	19, 42, 43	9	9	6	66.7	
Totals			0-1	5	5	3	3	100.0	1	1	0	0	0	0	2	2	0	0	43	14		9	9	6	66.7

2014 Tennessee Titans

Date	Opp	W/L	PAT		FG			1-19		20-29		30-39		40-49		50+		LG	Pts	Kick-by-Kick	Kickoffs				
			Ma	Att	Ma	Att	Pct	Ma	Att	Ma	Att	Ma	Att	Ma	Att	Ma	Att				No	InEZ	TB	PctTB	
Sept 7	@ KC	W	2	2	4	4	100.0	0	0	0	0	2	2	2	2	0	0	47	14	36, 31, 46, 47	7	6	4	57.1	
Sept 14	Dal	L	1	1	1	1	100.0	0	0	0	0	0	0	1	1	0	0	47	4	47	3	3	3	100.0	
Sept 21	@ Cin	L	1	1	0	2	0.0	0	0	0	0	0	0	0	2	0	0	-	1	40n, 44n	3	1	1	33.3	
Sept 28	@ Ind	L	2	2	1	1	100.0	0	0	0	0	1	1	0	0	0	0	36	5	36	4	4	2	50.0	
Oct 5	Cle	L	4	4	0	0	-	0	0	0	0	0	0	0	0	0	0	-	4		6	3	2	33.3	
Oct 12	Jax	W	1	1	3	3	100.0	0	0	2	2	0	0	1	1	0	0	42	10	25, 21, 42	5	5	4	80.0	
Oct 19	@ Was	L	2	2	1	1	100.0	0	0	0	0	1	1	0	0	0	0	36	5	36	4	3	2	50.0	
Oct 26	Hou	L	1	1	1	1	100.0	0	0	0	0	1	1	0	0	0	0	35	4	35	4	3	3	75.0	
Nov 9	@ Bal	L	1	1	0	0	-	0	0	0	0	0	0	0	0	0	0	-	1		2	2	1	50.0	
Nov 17	Pit	L	3	3	1	1	100.0	0	0	1	1	0	0	0	0	0	0	20	6	20	5	3	0	0.0	
Nov 23	@ Phi	L	3	3	1	1	100.0	0	0	1	1	0	0	0	0	0	0	20	6	20	5	2	1	20.0	
Nov 30	@ Hou	L	3	3	0	0	-	0	0	0	0	0	0	0	0	0	0	-	3		4	3	3	75.0	
Dec 7	NYG	L	1	1	0	1	0.0	0	0	0	0	0	0	0	1	0	0	-	1	42n	2	2	1	50.0	
Dec 14	NYJ	L	0	0	3	3	100.0	0	0	0	0	1	1	1	1	1	1	51	9	40, 33, 51	4	4	1	25.0	
Dec 18	@ Jax	L	1	1	2	2	100.0	0	0	1	1	0	0	0	0	1	1	50	7	50, 23	4	4	3	75.0	
Dec 28	Ind	L	1	1	1	1	100.0	0	0	0	0	1	1	0	0	0	0	31	4	31	3	3	0	0.0	
Totals			2-14	27	27	19	22	86.4	0	0	5	5	7	7	5	8	2	2	51	84		65	51	31	47.7

RYAN SUCCOP'S GAME-BY-GAME

2015 Tennessee Titans

Date	Opp	W/L	PAT		FG			1-19		20-29		30-39		40-49		50+		LG	Pts	Kick-by-Kick	Kickoffs			
			Ma	Att	Ma	Att	Pct	Ma	Att	Ma	Att	Ma	Att	Ma	Att	Ma	Att				No	InEZ	TB	PctTB
Sept 13	@ TB	W	6	6	0	0	-	0	0	0	0	0	0	0	0	0	0	-	6		7	6	4	57.1
Sept 20	@ Cle	L	2	2	0	0	-	0	0	0	0	0	0	0	0	0	0	-	2		3	3	2	66.7
Sept 27	Ind	L	3	3	2	2	100.0	0	0	1	1	1	1	0	0	0	0	38	9	38, 21	7	6	6	85.7
Oct 11	Buf	L	1	1	2	2	100.0	0	0	1	1	0	0	1	1	0	0	41	7	21, 41	4	4	3	75.0
Oct 18	Mia	L	1	1	1	1	100.0	0	0	0	0	1	1	0	0	0	0	37	4	37	3	3	1	33.3
Oct 25	Atl	L	1	1	0	0	-	0	0	0	0	0	0	0	0	0	0	-	1		2	1	1	50.0
Nov 1	@ Hou	L	0	0	2	2	100.0	0	0	0	0	1	1	1	1	0	0	44	6	35, 44	3	3	2	66.7
Nov 8	@ NO	W	2	2	2	3	66.7	0	0	1	1	0	0	0	0	1	2	51	8	51, 29, 55cr	6	6	3	50.0
Nov 15	Car	L	1	1	1	1	100.0	0	0	0	0	0	0	1	1	0	0	45	4	45	3	3	2	66.7
Nov 19	@ Jax	L	1	1	2	3	66.7	0	0	0	0	0	0	2	2	0	1	49	7	47, 49, 53wl	4	4	4	100.0
Nov 29	Oak	L	1	2	0	0	-	0	0	0	0	0	0	0	0	0	0	-	1		4	2	0	0.0
Dec 6	Jax	W	6	6	0	0	-	0	0	0	0	0	0	0	0	0	0	-	6		7	6	4	57.1
Dec 13	@ NYJ	L	0	0	0	0	-	0	0	0	0	0	0	0	0	0	0	-	0		2	2	2	100.0
Dec 20	@ NE	L	1	2	1	1	100.0	0	0	0	0	0	0	1	1	0	0	49	4	49	4	4	3	75.0
Dec 27	Hou	L	0	0	0	0	-	0	0	0	0	0	0	0	0	0	0	-	0		2	2	2	100.0
Jan 3	@ Ind	L	3	3	1	1	100.0	0	0	0	0	0	0	1	1	0	0	49	6	49	5	5	4	80.0
Totals			3-13	29	31	14	16	87.5	0	0	3	3	3	3	7	7	1	3	51	71	66	60	43	65.2

2016 Tennessee Titans

Date	Opp	W/L	PAT		FG			1-19		20-29		30-39		40-49		50+		LG	Pts	Kick-by-Kick	Kickoffs			
			Ma	Att	Ma	Att	Pct	Ma	Att	Ma	Att	Ma	Att	Ma	Att	Ma	Att				No	InEZ	TB	PctTB
Sept 11	Min	L	1	1	1	1	100.0	0	0	1	1	0	0	0	0	0	0	28	4	28	4	2	2	50.0
Sept 18	@ Det	W	1	1	1	2	50.0	0	0	0	0	0	0	1	1	0	1	46	4	51wl, 46	5	4	3	60.0
Sept 25	Oak	L	1	1	1	1	100.0	0	0	0	0	1	1	0	0	0	0	34	4	34	3	1	1	33.3
Oct 2	@ Hou	L	2	2	2	2	100.0	0	0	1	1	0	0	1	1	0	0	48	8	48, 26	5	4	4	80.0
Oct 9	@ Mia	W	3	4	1	1	100.0	0	0	0	0	0	0	1	1	0	0	40	6	40	6	6	4	66.7
Oct 16	Cle	W	4	4	0	1	0.0	0	0	0	0	0	0	0	0	0	1	-	4	58wr	5	5	4	80.0
Oct 23	Ind	L	2	2	2	2	100.0	0	0	0	0	0	0	2	2	0	0	48	8	48, 44	6	5	4	66.7
Oct 27	Jax	W	3	4	3	3	100.0	0	0	1	1	2	2	0	0	0	0	33	12	32, 22, 33	7	6	5	71.4
Nov 6	@ SD	L	5	5	0	0	-	0	0	0	0	0	0	0	0	0	0	-	5		6	6	6	100.0
Nov 13	GB	W	5	5	2	2	100.0	0	0	1	1	0	0	0	0	1	1	51	11	51, 23	9	7	6	66.7
Nov 20	@ Ind	L	2	2	1	1	100.0	0	0	0	0	0	0	1	1	0	0	47	5	47	4	2	2	50.0
Nov 27	@ Chi	W	3	3	2	2	100.0	1	1	0	0	1	1	0	0	0	0	31	9	19, 31	6	5	4	66.7
Dec 11	Den	W	1	1	2	2	100.0	0	0	0	0	0	0	1	1	1	1	53	7	53, 41	4	4	4	100.0
Dec 18	@ KC	W	1	1	2	2	100.0	0	0	0	0	1	1	0	0	1	1	53	7	39, 53	4	2	2	50.0
Dec 24	@ Jax	L	2	2	1	1	100.0	0	0	0	0	0	0	1	1	0	0	42	5	42	4	4	4	100.0
Jan 1	Hou	W	3	3	1	1	100.0	0	0	0	0	1	1	0	0	0	0	35	6	35	5	4	3	60.0
Totals			9-7	39	41	22	24	91.7	1	1	4	4	6	6	8	8	3	5	53	105	83	67	58	69.9

RYAN SUCCOP'S NFL STATISTICS

REGULAR SEASON			PAT		FG			1-19		20-29		30-39		40-49		50+		Kickoffs					
Date	Team	GP	Ma	Att	Ma	Att	Pct	Ma	Att	Ma	Att	Ma	Att	Ma	Att	Ma	Att	LG	Pts	No	InEZ	TB	PctTB
2009	Kansas City	16	29	29	25	29	86.2	0	0	10	10	7	7	6	7	2	5	53	104	66	29	7	10.6
2010	Kansas City	16	42	42	20	26	76.9	0	0	6	6	7	9	6	8	1	3	53	102	76	25	8	10.5
2011	Kansas City	16	20	20	24	30	80.0	1	1	7	7	6	7	7	12	3	3	54	92	56	44	31	55.4
2012	Kansas City	16	17	17	28	34	82.4	0	0	4	5	12	15	10	12	2	2	52	101	56	49	27	48.2
2013	Kansas City	16	52	52	22	28	78.6	0	0	6	6	9	10	6	8	1	4	51	118	91	77	47	51.6
2014	Tennessee	16	27	27	19	22	86.4	0	0	5	5	7	7	5	8	2	2	51	84	65	51	31	47.7
2015	Tennessee	16	29	31	14	16	87.5	0	0	3	3	3	3	7	7	1	3	51	71	66	60	43	65.2
2016	Tennessee	16	39	41	22	24	91.7	1	1	4	4	6	6	8	8	3	5	53	105	83	67	58	69.9
NFL Totals		128	255	259	174	209	83.3	2	2	45	46	57	64	55	70	15	27	54	777	559	402	252	45.1

PLAYOFFS			PAT		FG			1-19		20-29		30-39		40-49		50+		Kickoffs					
Date	Team	GP	Ma	Att	Ma	Att	Pct	Ma	Att	Ma	Att	Ma	Att	Ma	Att	Ma	Att	LG	Pts	No	InEZ	TB	PctTB
2010	Kansas City	1	1	1	0	0	-	0	0	0	0	0	0	0	0	0	0	-	1	2	1	1	50.0
2013	Kansas City	1	5	5	3	3	50.0	1	1	0	0	0	0	2	2	0	0	43	14	9	9	6	66.7
Playoff Totals		2	6	6	3	3	100.0	1	1	0	0	0	0	2	2	0	0	43	15	11	10	7	63.6

Single-Game Highs

Field Goals Made - 6 at New Orleans (9/23/12)
 Field Goal Attempts - 6 at New Orleans (9/23/12)
 Longest Field Goal - 54 vs. Minnesota (10/2/11)
 PATs Made - 6 (Four times, last vs. Jacksonville 12/6/15)
 PATs Attempted - 6 (Four times, last vs. Jacksonville 12/6/15)
 Points - 19 at New Orleans (9/23/12)
 Consecutive Field Goals Made - 22 (10/2/11-12/24/11)

Game-Winning Field Goals*

11/22/09 vs. Pittsburgh (22 yards, OT)
 10/31/10 vs. Buffalo (35 yards, OT)
 9/19/10 at Cleveland (23 yards)
 10/31/11 vs. San Diego (30 yards, OT)
 9/23/12 at New Orleans (31 yards, OT)
 12/18/16 at Kansas City (53 yards)


* A game-winning field goal is defined as one that was the final score of the game and gave the kicker's team the lead at any time in the fourth quarter or overtime.

Additional Career Statistics

Punts - 1 for 33 yards at Oakland (11/7/10)
 Special Teams Tackles - 1 (2009), 2 (2010), 2 (2012), 1 (2013)
 Recovered Onside Kick - 1 at Jacksonville (11/8/09)

Playoff Single-Game Highs

Field Goals Made - 3 at Indianapolis (1/4/14)
 Field Goals Attempts - 3 at Indianapolis (1/4/14)
 Longest Field Goal - 43 at Indianapolis (1/4/14)
 PATs Made - 5 at Indianapolis (1/4/14)
 PATs Attempted - 5 at Indianapolis (1/4/14)
 Points - 14 at Indianapolis (1/4/14)



89 PHILLIP SUPERNAW

TIGHT END • 6'5" • 255 LBS • COLLEGE: OUACHITA BAPTIST

ACQUIRED: FREE AGENT - 2015 • NFL EXPERIENCE (NFL/TITANS): 4/3

HOMETOWN: KATY, TEXAS

GAMES PLAYED/GAMES STARTED: 40/4 (PLAYOFFS: 0/0)



PRO: The Titans signed Phillip Supernaw late in the 2015 offseason to add competition and depth to the tight end position. He responded with the first season of his career in which he appeared in all 16 games, becoming one of the team's special teams leaders. In 2016, Supernaw played in 15 games with two starts at tight end and collected career-highs with four receptions and 62 receiving yards. The 6-foot-5-inch, 255-pounder was originally signed as a rookie free agent by the Houston Texans following the 2012 NFL Draft. The Ouachita Baptist product spent parts of his first two seasons with the Texans before splitting time with the Baltimore Ravens and Kansas City Chiefs during the 2014 campaign.

CAREER HIGHLIGHTS:

- In 2016, Supernaw collected career-highs with four receptions and 62 receiving yards and tied for third on the Titans with eight special teams tackles.
- In 2015, Supernaw ranked second on the Titans with 14 special teams tackles.

TITANS TIDBITS:

- Supernaw's father is country music singer Doug Supernaw. Doug Supernaw has released four studio albums: Red and Rio Grande (1993), Deep Thoughts from a Shallow Mind (1994), You Still Got Me (1995), and Fadin' Renegade (1999), as well as a compilation album, 1997's The Encore Collection. Between 1993 and 1996, he charted 11 singles on the Billboard Hot Country Singles & Tracks charts, including "I Don't Call Him Daddy," a number one single in late 1993.
- Supernaw was actually born in Nashville, but moved to the Houston area at an early age and attended high school in Katy, Texas.
- A member at Vanderbilt Legends Club in Franklin, Tenn., the golf enthusiast plays whenever he can during the offseason and is a 2.0 handicap.

CAREER TRANSACTIONS:

- The Katy, Texas, native was originally signed by the Houston Texans as an undrafted free agent on May 14, 2012.
- Released by the Texans on Aug. 31, 2012 and signed to the team's practice squad a day later.
- Released from the Texans' practice squad on Oct. 18, 2012.
- Signed by the Texans as a free agent on March 11, 2013.
- Released by the Texans on July 25, 2013.
- Signed to the Texans' practice squad on Dec. 17, 2013 and signed to the team's active roster on Dec. 27, 2013.
- Released by the Texans on May 14, 2014.
- Signed by the Baltimore Ravens as a free agent on May 19, 2014.
- Released by the Ravens on Aug. 30, 2014 and signed to the team's practice squad a day later.
- Signed by the Ravens to their active roster from the practice squad on Sept. 23, 2014.
- Released by the Ravens on Oct. 7, 2014 and signed to the team's practice squad two days later.
- Signed by the Ravens to their active roster from the practice squad on Oct. 25, 2014.
- Released by the Ravens on Nov. 4, 2014 and signed to the team's practice squad a day later.
- Signed by the Kansas City Chiefs to their active roster from the Ravens' practice squad Nov. 11, 2014.
- Released by the Chiefs on Dec. 1, 2014.
- Signed by the Ravens to their practice squad on Dec. 3, 2014.
- Signed by the Ravens to their active roster from the practice squad on

Dec. 5, 2014.

- Released by the Ravens on May 12, 2015.
- Signed by the Titans as a free agent on June 2, 2015.

SEASON RECAPS:

2016 (15/2 - Tennessee): Appeared in 15 games with two starts at tight end and collected career-highs with four receptions and 62 receiving yards. Tied for third on the team with eight special teams tackles. Was inactive for one contest. Led or tied for the team lead in special teams tackles four times in 2016 (vs. CLE, vs. GB, at KC, vs. HOU).

- At Detroit (9/18), saw action as a reserve at tight end and on special teams. Hauled in one reception for seven yards during the Titans' game-winning touchdown drive in the fourth quarter.
- Against Oakland (9/25), started at tight end and notched a special teams tackle on coverage units.
- Against Cleveland (10/16), played as a reserve at tight end and tied a career-high with two receptions for 25 yards. Played on special teams and tied for the team lead with one stop. Extended the Titans' second touchdown drive with an eight-yard catch on third-and-seven in the second quarter.
- Against Jacksonville (10/27), started at tight end and snared a career-long 30-yard catch-and-run reception down the right sideline during the Titans' third touchdown drive in the second quarter. Helped open holes for Titans' ball carriers to accumulate 214 yards on the ground.
- Against Green Bay (11/13), played as a reserve at tight end and on special teams. Tied for the team lead with two special teams tackles.
- Against Denver (12/11), played as a reserve at tight end and helped open holes for Titans' rushers to amass 180 rushing yards on 42 carries in a 13-10 victory over the Broncos.
- At Kansas City (12/18), saw action as a reserve at tight end and on special teams and tied for the team lead with two tackles on coverage units.
- Against Houston (1/1), saw action as a reserve at tight end and on special teams. Led the team with two special teams tackles on coverage units.

2015 (16/1 - Tennessee): Played in all 16 games for the first time in his career in his first season with the Titans. Ranked second on the team with 14 special teams tackles. Caught three passes for 32 yards. Led or tied for the team lead in special teams tackles five times in 2015 (at CLE, vs. MIA, vs. ATL, vs. JAX).

- At Tampa Bay (9/13), played as a reserve on special teams and at tight end in his Titans debut. Collected a special teams tackle on coverage units. Helped pin the Buccaneers deep in their territory by fielding Brett Kern's 38-yard punt and throwing it to Avery Williamson who downed it at the two-yard line in the third quarter.
- At New Orleans (11/8), saw action as a reserve on special teams and at tight end. Totaled two special teams tackles and a forced fumble on coverage units.
- At Jacksonville (11/19), saw action as a reserve at tight end and caught two passes for 16 yards.
- Against Oakland (11/29), played as a reserve on special teams and tied for the team lead with three special teams tackles.
- Against Jacksonville (12/6), led the team with two special teams tackles on coverage units.
- At N.Y. Jets (12/13), saw action as a reserve at tight end and caught one pass for 16 yards.
- At New England (12/20), started at tight end. Collected a special teams tackle and a forced fumble on coverage units. Forced a Danny Amendola fumble on a punt return that was recovered by Cody Riggs, helping set up the Titans' first field goal.

2014 (2/1 - Kansas City; 6/0, 0/0 - Baltimore): Played in two games with one start for the Chiefs and posted one reception for three yards. Played in six games with the Ravens and amassed two receptions for 27 yards. Was inactive for two games and did not play in another contest. Was inactive for the postseason game.

- At Miami (12/7), caught a career-long 29-yard reception.

2013 (1/0 - Houston): Spent training camp with the Texans before being released prior to the regular season. Re-signed by the Texans and spent the final two weeks of the season with the team (Week 16 on their practice squad and Week 17 on the active roster).

- At Tennessee (12/29), saw action in his first career game in the season finale after being signed to Houston's active roster from their practice squad on Dec. 27.

2012 (0/0 - Houston): Spent the first six weeks of the season on the Texans' practice squad before being placed on the practice squad/injured list.

COLLEGE:

- Was a four-year starter at Ouachita Baptist and saw action in 40 career games with 36 starts. Tallied 64 receptions for 710 yards and 10 touchdowns.
- Helped lead the Tigers to the inaugural Great American Conference Championship in 2011, as he recorded 22 catches for 301 yards and three touchdowns as a senior.
- Named first-team All-Gulf South Conference as a junior in 2009.

PERSONAL:

- Single, splits time between Katy, Texas, and Nashville.
- Attended James E. Taylor (Katy, Texas) High School.
- Follow Supernaw on Twitter at @PSupernaw11.
- Follow Supernaw on Instagram at @phillipsupernaw.
- Born Phillip Steven Supernaw on Jan. 30, 1990 in Nashville, Tenn.

PHILLIP SUPERNAW'S GAME-BY-GAME

2015 Tennessee Titans					RECEIVING					2016 Tennessee Titans					RECEIVING				
Date	Opp.	W/L	P/S	No	Yds	Avg	Lg	TD	Date	Opp.	W/L	P/S	No	Yds	Avg	Lg	TD		
Sept 13	@ TB	W	p	0	0	-	0	0	Sept 11	Min	L	p	0	0	-	0	0		
Sept 20	@ Cle	L	p	0	0	-	0	0	Sept 18	@ Det	W	p	1	7	7.0	7	0		
Sept 27	Ind	L	p	0	0	-	0	0	Sept 25	Oak	L	S	0	0	-	0	0		
Oct 11	Buf	L	p	0	0	-	0	0	Oct 2	@ Hou	L	p	0	0	-	0	0		
Oct 18	Mia	L	p	0	0	-	0	0	Oct 9	@ Mia	W	p	0	0	-	0	0		
Oct 25	Atl	L	p	0	0	-	0	0	Oct 16	Cle	W	p	2	25	12.5	17	0		
Nov 1	@ Hou	L	p	0	0	-	0	0	Oct 23	Ind	L	p	0	0	-	0	0		
Nov 8	@ NO	W	p	0	0	-	0	0	Oct 27	Jax	W	S	1	30	30.0	30	0		
Nov 15	Car	L	p	0	0	-	0	0	Nov 6	@ SD	L	p	0	0	-	0	0		
Nov 19	@ Jax	L	p	2	16	8.0	8	0	Nov 13	GB	W	p	0	0	-	0	0		
Nov 29	Oak	L	p	0	0	-	0	0	Nov 20	@ Ind	L	p	0	0	-	0	0		
Dec 6	Jax	W	p	0	0	-	0	0	Nov 27	@ Chi	W	IA	0	0	-	0	0		
Dec 13	@ NYJ	L	p	1	16	16.0	16	0	Dec 11	Den	W	p	0	0	-	0	0		
Dec 20	@ NE	L	S	0	0	-	0	0	Dec 18	@ KC	W	p	0	0	-	0	0		
Dec 27	Hou	L	p	0	0	-	0	0	Dec 24	@ Jax	L	p	0	0	-	0	0		
Jan 3	@ Ind	L	p	0	0	-	0	0	Jan 1	Hou	W	p	0	0	-	0	0		
Totals		3-13	16/1	3	32	10.7	16	0	Totals		9-7	15/2	4	62	15.5	30	0		

PHILLIP SUPERNAW'S NFL STATISTICS


REGULAR SEASON		RECEIVING							RUSHING				
Year	Team	GP	GS	No	Yds	Avg	Lg	TD	Att	Yds	Avg	Lg	TD
2012	Houston	0	0						Practice Squad				
2013	Houston	1	0	0	0	-	0	0	0	0	-	0	0
2014	BAL/KC	8	1	3	30	10.0	29	0	0	0	-	0	0
2015	Tennessee	16	1	3	32	10.7	16	0	0	0	-	0	0
2016	Tennessee	15	2	4	62	15.5	30	0	0	0	-	0	0
NFL Totals		40	4	10	124	12.4	30	0	0	0	-	0	0

Single-Game Highs

Receptions - 2 (Twice, last vs. Cleveland 10/16/16)
 Receiving Yards - 30 vs. Jacksonville (10/27/16)
 Long Reception - 30 vs. Jacksonville (10/27/16)

Additional Statistics

Special Teams Tackles - 14 (2015), 8 (2016)
 Special Teams Forced Fumble - 1 (2015)
 Tackles - 1 (2015), 1 (2016)



11 ALEX TANNEY

QUARTERBACK • 6'4" • 220 LBS • COLLEGE: MONMOUTH (ILL.)
 ACQUIRED: FREE AGENT - 2014 • NFL EXPERIENCE (NFL/TITANS): 2/1
 HOMETOWN: LEXINGTON, ILL.
 GAMES PLAYED/GAMES STARTED: 1/0 (PLAYOFFS: 0/0)



PRO: The Titans first added Alex Tanney to their practice squad for the final two weeks of the 2014 campaign to add depth at quarterback. The 6-foot-4-inch, 220-pounder spent the 2015 offseason and training camp with the Titans before stints on the Buffalo Bills' and Indianapolis Colts' practice squads. Tanney returned to the Titans for the final two weeks of the 2015 season on the active roster and saw his first regular season action in the finale. He was with the Titans for the entire 2016 campaign, predominantly on the practice squad. Prior to his 2014 arrival in Tennessee, the Monmouth (Ill.) product spent time with the Kansas City Chiefs, Dallas Cowboys, Cleveland Browns and Tampa Bay Buccaneers.

TITANS TIDBITS:

- Tanney started at shooting guard as a freshman and sophomore at Monmouth (Ill.). He stopped playing the sport collegiately to concentrate more on his football career.
- Tanney was a long distance runner at high school and ran a 4:20 mile.
- Tanney posted a Trick Shot Quarterback video on YouTube that went viral in 2011 when he was at Monmouth. The video has been viewed more than four million times and features Tanney making incredible throws in a variety of off-the-field situations.
- Tanney's two older brothers are in the sports industry. Matt is the Athletics Director at Western Illinois University and Mitch is the Director of Analytics for the Denver Broncos.

CAREER TRANSACTIONS:

- The Lexington, Ill., native was originally signed by the Kansas City Chiefs as a rookie free agent on June 5, 2012.
- Released by the Chiefs on May 2, 2013.
- Signed by the Dallas Cowboys as a free agent on July 21, 2013.
- Released by the Cowboys on Aug. 31, 2013 and signed to the team's practice squad a day later.
- Signed by the Cleveland Browns to their active roster from the Cowboys' practice squad on Nov. 26, 2013.
- Released by the Browns on May 12, 2014.
- Signed by the Tampa Bay Buccaneers as a free agent on May 21, 2014.
- Released by the Buccaneers on Aug. 25, 2014.
- Signed by the Titans to their practice squad on Dec. 16, 2014.
- Signed by the Titans to a future contract on Dec. 29, 2014.
- Released by the Titans on Sept. 5, 2015.
- Signed by the Buffalo Bills to their practice squad on Sept. 8, 2015.
- Released by the Bills from their practice squad on Sept. 9, 2015.
- Signed by the Indianapolis Colts to their practice squad on Sept. 29, 2015.
- Released by the Colts from their practice squad on Oct. 20, 2015.
- Signed by the Colts to their practice squad on Nov. 10, 2015.
- Signed by the Titans to their active roster from the Colts practice squad on Dec. 22, 2015.
- Released by the Titans on Sept. 12, 2016.
- Signed by the Titans to their active roster from the practice squad on Dec. 27, 2016.

SEASON RECAPS:

2016 (0/0 - Tennessee): Spent 15 weeks on the Titans' practice squad. Was inactive for the regular season opener and did not play as the backup in the regular season finale.

- Against Minnesota (9/11), was inactive.
- Against Houston (1/1), did not play as the backup quarterback.

2015 (1/0 - Tennessee): Appeared in one contest and completed 10 of 14

passes for 99 yards with a touchdown. Made his NFL debut at Indianapolis (1/3/16).

- Against Houston (12/27), did not play as the backup quarterback.
- At Indianapolis (1/3), entered the game as a reserve in the third quarter after Zach Mettenberger left the contest with an injury. Appeared in his first career NFL contest and completed 10 of 14 passes for 99 yards with a touchdown. Extended the Titans' scoring drive in the third quarter with a 11-yard pass to Delanie Walker on third-and-one. Kept the Titans' fourth-quarter touchdown drive alive with a nine-yard strike to Delanie Walker on third-and-four. Registered his first career NFL touchdown pass with a five-yard toss to Dorial Green-Beckham with 11:07 left to play in the fourth quarter. Found a streaking Walker for a 29-yard pass on third-and-13 late in the fourth quarter.

2014 (0/0 - Tennessee): Spent the final two weeks of the season on the Titans' practice squad.

2013 (0/0 - Dallas; 0/0 - Cleveland): Spent the first 12 weeks of the season on the Cowboys' practice squad after completing 40 of 73 passes for 423 yards, one touchdown and two interceptions in the 2013 preseason. Signed by the Cleveland Browns to their active roster from the Cowboys' practice squad on Nov. 26, 2013. Did not play in one contest and was inactive for four games with the Browns.

2012 (0/0 - Kansas City): Spent the entire season on injured reserve.

COLLEGE:

- Appeared in 47 games at Monmouth College (Ill.) (2007-2011) and set NCAA Division III career records with 14,249 yards and 157 touchdowns.
- Selected as the Midwest Conference Offensive Player of the Year three times (2008-09, 2011).
- As a senior (2011), Tanney finished the season with a career-high 3,867 yards and 38 touchdowns.
- Redshirted in 2010 after an injury prior to the start of the season.
- Was named the Melberger Award winner as Division III's best player after junior season (2009), recording 3,856 passing yards and 44 touchdowns.
- Set a school record with 50 touchdown passes as a sophomore (2008) and threw for 3,848 yards.
- As a freshman (2007), played in 10 games, completing 242 of 376 passes for 2,678 yards and 24 touchdowns. Was intercepted only five times.
- Graduated with a degree in business administration and economics from Monmouth.

PERSONAL:

- Married to Rebecca, and the couple lives in Nashville.
- Attended Lexington (Ill.) High School and was named first-team Illinois All-State twice, after junior and senior seasons and earned ICA Shriners Football All-Star honors.
- Named all-state in basketball and was a two-time state track medalist.
- Follow Tanney on Twitter at @AlexTanney.
- Born Alex Tanney on Nov. 11, 1987 in Lexington, Ill.

ALEX TANNEY'S NFL STATISTICS

REGULAR SEASON			PASSING											RUSHING					
Year	Team	GP/GS	Att	Cmp	Pct	Yds	Yd/Att	TD	INT	Lg	Sk	Yds	Rat	Att	Yds	Avg	Lg	TD	
2012	KC	0/0																	
2013	DAL	0/0																	
2013	CLE	0/0	0	0	-	0		0	0	-	0	0	-	0	0	-	0	0	
2014	Tenn.	0/0																	
2015	Tenn.	1/0	14	10	71.4	99	7.1	1	0	29	3	34	114.9	0	0	-	0	0	
2016	Tenn.	0/0	0	0	-	0		0	0	-	0	0	-	0	0	-	0	0	
NFL Totals		1/0	14	10	71.4	99	7.1	1	0	29	3	34	114.9	0	0	-	0	0	

Career record as starter: 0-0 (.000)



13 TAYWAN TAYLOR

WIDE RECEIVER • 5'11" • 203 LBS • COLLEGE: WESTERN KENTUCKY
 ACQUIRED: 3RD ROUND - 2017 • NFL EXPERIENCE: ROOKIE
 HOMETOWN: LOUISVILLE, KY.
 GAMES PLAYED/GAMES STARTED: 0/0 (PLAYOFFS: 0/0)



PRO: The Titans selected Taywan Taylor (first name pronounced TAY-wahn) with their first of two third-round picks in the 2017 NFL Draft. A shifty route-runner with exceptional burst and run-after-catch ability, he has the ability to play in the slot or on the outside. At Western Kentucky, he broke every major single-season and career receiving record and accounted for 34 touchdown receptions over his final two campaigns. He joins first-rounder Corey Davis to give the Titans one of the NFL's most dynamic rookie receiving duos. Taylor became the first Western Kentucky player drafted by the Titans since the team arrived in Tennessee.

CAREER HIGHLIGHTS:

- The most prolific wide receiver in Western Kentucky history, Taylor accumulated 253 career receptions for 4,234 yards and 41 touchdowns in four seasons, setting team records in each category.
- In 2016, he had the best single season of any receiver in Western Kentucky history, setting Hilltopper records with 98 catches (ranked fifth in the nation), 1,730 receiving yards (third) and 17 touchdowns (tied for third).

TITANS TIDBITS:

- Taylor's football life has taken him south on Interstate 65. A native of Louisville, which is approximately a three-hour drive from Nashville, he attended Western Kentucky University in Bowling Green, Ky., a one-hour commute from Nashville on the same highway.
- He played the role of Daddy Warbucks in an elementary school production of "Annie."
- Taylor lists his football role model as Randy Moss.

CAREER TRANSACTIONS:

- The Louisville, Ky., native was selected by the Titans in the third round (72nd overall) of the 2017 NFL Draft.

COLLEGE:

- In four seasons at Western Kentucky (2013-16), Taylor appeared in 52 games with 33 starts. He established Hilltopper career records with 253 receptions, 4,234 receiving yards and 41 receiving touchdowns, and he also set the single-season records with 98 receptions, 1,730 yards and 17 touchdowns, the latter of which he hit in both his junior and senior seasons. He authored 19 100-yard receiving performances. Taylor helped lead the team to a pair of Conference USA titles and three consecutive bowl championships. He was a two-time semifinalist for the Fred Biletnikoff Award, given to the nation's top wide receiver.

AS A SENIOR (2016), broke his own single-season records for receptions and receiving yards and tied his touchdown reception record, finishing the season with 98 receptions for 1,730 yards and 17 touchdowns. Posted nine games with at least 100 yards receiving, second-most nationally, while his 11 games of catching at least one touchdown pass led the nation. His 1,730 receiving yards ranked third nationally, and his 98 receptions ranked fifth. His 17.6-yards-per-catch average was the highest in the nation among receivers with at least 75 receptions, and his 978 yards on deep passes also led the nation. He was a team captain, Biletnikoff Award semifinalist and first-team All-Conference USA.

- Against Houston Baptist (10/1), recorded a career-long 80-yard touchdown reception.
- At Middle Tennessee (10/15), matched his career high with 12 receptions and set his career high with 197 receiving yards, including a 45-yard touchdown reception.

Against North Texas (11/12), caught six passes for 166 yards and three

touchdowns to match his career high. His touchdown receptions were 75 yards, 64 yards and four yards.

- Against Old Dominion (10/22), posted 10 receptions for 123 yards and three touchdowns.

AS A JUNIOR (2015), became the second 1,000-yard receiver in program history and set Western Kentucky single-season records for receiving yards (1,467), receptions (86) and touchdown catches (17). His 1,467 yards were the second-most in C-USA history, while his 17 touchdown receptions were fourth-most. The consensus first-team All-Conference USA selection also was named second-team All-American by ProFootballFocus.com. Ranked third nationally and led the conference in receiving yards, while his 104.8 yards per game ranked No. 10 nationally. Had 100 receiving yards or more in eight games, tied for the most in C-USA. Ranked third in the league in touchdowns scored, average 7.3 points per game, and he was the only player in the country to catch a touchdown pass in 11 games (four others tied at 10).

- At LSU (10/24), had a season-high 10 receptions for 103 yards and a touchdown.
- At Indiana (9/19), recorded 196 yards on nine receptions. His yardage total was the second-highest in program history and the most since WKU became an FBS program in 2009.

AS A SOPHOMORE (2014), started seven games while appearing in all 13. Finished second on the team with 767 yards and was third in touchdown receptions with seven. His 45 receptions were fourth-most for the Hilltoppers, and he led all primary pass catchers with a 17.0 yards-per-catch average, the best average among receivers with over 40 receptions in the league. Had 50 yards in seven of 13 games to go along with a pair of 100-yard performances. Led the team with 13 receptions of 20 yards or longer. Of his seven touchdowns, five went for 45 yards or longer. Taylor's seven touchdowns also tied for fifth-most in a single season in program history. Earned All-Conference USA honorable mention.

- Against Bowling Green (8/29), led the team and set a then-career high with 185 yards on 12 catches in the season opener. The 185 yards were also the sixth-most in a single game in program history.
- At Marshall (11/28), caught Brandon Doughty's season-long pass of 75 yards for a touchdown.

AS A FRESHMAN (2013), saw action in 11 games, earning seven starts. Caught 24 passes for 270 yards, second among freshman wideouts and sixth overall on the team.

- Against Kentucky (8/31), caught four passes for 23 yards in his debut.
- At Louisiana-Monroe (10/3), posted three receptions and led the team with a season-high 75 yards.
- Received his degree in elementary education from Western Kentucky in May 2017.

PERSONAL:

- Attended Pleasure Ridge Park (Louisville, Ky.) High School, where he helped lead the team to a 14-1 season as a senior in 2012 by posting a team-high 52 receptions for 1,169 yards. He scored 18 total touchdowns, including 14 touchdown receptions. The team advanced to the Class 6A state title game before losing for the first time all season. He earned All-District honors from the Greater Louisville Football Coaches Association and also was named Honorable Mention All-State by the Courier-Journal.
- Follow Taylor on Twitter and Instagram at @SilentGrind2.
- Follow Taylor on Snapchat at taywan.
- List of favorites: (TV show) "Everybody Hates Chris"; (movies) "Rush

Hour" and "Red Dawn"; (musician) Nipsey Hussle; (athlete as a child) Tracy McGrady; (foods) chicken alfredo, steak, baked potatoes and lasagna; and (songs on your pregame playlist) Lil Wayne songs plus a variety of other music.

- Born Taywan Marshawn Taylor on March 2, 1995 in Louisville, Ky.

TAYWAN TAYLOR'S COLLEGE STATISTICS

Year	Team	GP	GS	RECEIVING					RUSHING				
				No	Yds	Avg	Lg	TD	Att	Yds	Avg	Lg	TD
2013	Western Ky.	11	7	24	270	11.3	45	0	0	0	-	-	0
2014	Western Ky.	13	7	45	767	17.0	75t	7	2	22	11.0	11	0
2015	Western Ky.	14	5	86	1,467	17.1	78t	17	7	-9	-1.3	10	0
2016	Western Ky.	14	14	98	1,730	17.7	80t	17	6	36	6.0	16	0
College Totals		52	33	253	4,234	16.7	80t	41	15	49	3.3	16	0

Single-Game Highs

Receptions - 12 (Twice, last at Middle Tennessee, 10/15/16)

Receiving Yards - 197 at Middle Tennessee (10/15/16)

Long Reception - 80t vs. Houston Baptist (10/1/16)

Receiving Touchdowns - 3 (Three times, last vs. North Texas, 11/12/16)

Additional Statistics

Kickoff Returns - 6 for 81 yards (2014)



41 BRYNDEN TRAWICK

SAFETY • 6'2" • 225 LBS • COLLEGE: TROY

ACQUIRED: UNRESTRICTED FREE AGENT (OAKLAND) - 2017

NFL EXPERIENCE (NFL/TITANS): 5/1 • HOMETOWN: MARIETTA, GA.

GAMES PLAYED/GAMES STARTED: 53/1 (PLAYOFFS: 3/0)



PRO: Brynden Trawick is a versatile defensive back that has excelled on special teams in his first four NFL seasons. He joins the Titans after spending time with the Baltimore Ravens and Oakland Raiders. Trawick, a former undrafted free agent, will look to make his biggest impact as a core member of the Titans' special teams coverage units.

CAREER HIGHLIGHTS:

- In 2016, Trawick led the Raiders with a career-best 14 special teams tackles.

TITANS TIDBITS:

- Trawick's father, George, was the head basketball coach at DeVry University in the early 1990s. He coached in the highest-scoring men's basketball game in NCAA history, regardless of division classification. On Jan. 12, 1992, Troy State University defeated DeVry 258-141 in a game that is considered to have established several unbreakable records.

CAREER TRANSACTIONS:

- The Marietta, Ga., native was originally signed by Baltimore Ravens as an undrafted free agent on May 3, 2013.
- Waived by the Ravens on Sept. 23, 2013 and signed to the team's practice squad two days later.
- Signed by the Ravens to the active roster from their practice squad on Oct. 30, 2013.
- Signed by Oakland Raiders as a free agent on March 16, 2016.
- Signed by the Titans as an unrestricted free agent on March 11, 2017.

SEASON RECAPS:

2016 (15/0, 1/0 - Oakland): Played as a reserve in 15 games and led the team with 14 special teams tackles. Collected nine tackles and an interception on defense. Was inactive for one contest. Saw action as a reserve in the postseason contest and amassed three tackles.

- At New Orleans (9/11), made his Raiders debut and saw all of his action on special teams. Tied for the team lead with two special teams tackles.
- Against Atlanta (9/18), recorded two special teams tackles.
- At Baltimore (10/2), tied for a team-high two tackles on special teams.
- Against San Diego (10/9), added to his team lead in special teams tackles, notching two stops on coverage units.
- At Denver (1/1), with Karl Joseph inactive and an early injury to Nate Allen, was forced into the safety role and recorded his first career interception on the following play from scrimmage after the Raiders' first score of the game. Collected a career-best nine tackles, one interception and one pass defended in his first action on defense this season, while also notching his team-leading 14th special teams tackle.
- At Houston (1/7), notched three stops on defense, while seeing extensive playing time on special teams.

2015 (16/1 - Baltimore): Saw action in all 16 games with a start. Registered a team-high nine special teams stops and a then career-high seven tackles and a pass defended on defense.

- Against Cincinnati (9/27), recorded his first career pass defended and two special teams tackles.
- Against Cleveland (10/11), tallied two special teams tackles.
- At Arizona (10/26), made his first career start at safety and posted four tackles.
- At Cincinnati (1/3), notched a special teams stop and a tackle on defense in the season finale.

2014 (14/0, 2/0 - Baltimore): Saw action as a reserve in 14 games and

totalled four special teams tackles and three tackles on defense. Saw action on special teams in both postseason contests.

- Against Carolina (9/28), recorded his first career tackles on defense, finishing with two solo stops.
- At Indianapolis (10/5), posted one tackle on defense and one special teams stop.

2013 (8/0 - Baltimore): Appeared in eight games and tied for third on the team with eight special teams tackles. Played in three games before spending the next four weeks on the team's practice squad. Signed to the Ravens' active roster again on Oct. 30. Was inactive for four games.

- At Denver (9/5), saw action in his first career NFL game and recorded a special teams tackle.
- Against Cleveland (9/15), led the team with a then career-high two solo special teams.
- Against Cincinnati (11/10), led the team with two solo special teams tackles.

COLLEGE:

- Spent time at Troy University, Northeast Mississippi Community College and Michigan State during his collegiate career.
- As a senior (2012), earned first-team All-Sun Belt honors after recording 83 tackles, three interceptions and four passes defended.
- As a junior (2011), was the only player in the Sun Belt to average double-digit tackles (10.2 per game), while ranking 16th in the NCAA with his tackles-per-game total. Amassed 123 tackles and led the Trojans in tackles in eight games. Also posted a fumble recovery, two pass breakups and 2.5 tackles for loss.
- Spent the 2010 season playing for Northeast Mississippi Community College, where he recorded 58 tackles, nine tackles for loss, an interception, six passes defended, four forced fumbles and two fumble recoveries.
- As a redshirt freshman (2009), provided depth and saw action on special teams at Michigan State.
- In 2008, redshirted as a true freshman at Michigan State.
- Majored in social science at Troy.

PERSONAL:

- Attended Sprayberry (Marietta, Ga.) High School. Was a three-year starter and two-time All-League and All-County selection.
- As a senior in 2007, recorded 69 tackles, an interception, two fumble recoveries and two blocked extra points. Totaled more than 600 all-purpose yards, four touchdowns, caught 15 passes for 195 yards and rushed 17 times for 156 yards during his final high school season.
- As a junior, registered 78 tackles and three interceptions, returning two picks for touchdowns. Had eight receptions for 278 yards (34.8 avg.) in 2006.
- Started at linebacker as a sophomore and intercepted two passes.
- Also participated in track and field for the Yellow Jackets and finished third in the long jump (20-10.5) in Region 6AAAAA as a junior.
- Last name is pronounced TRAH-wick.
- Follow Trawick on Twitter at @YoungTrawick_.
- Follow Trawick on Instagram at @bt_riseabove.
- Born Brynden George Trawick on Oct. 23, 1989 in Marietta, Ga.

BRYNDEN TRAWICK'S NFL STATISTICS

REGULAR SEASON				TACKLES							INTERCEPTIONS					FUMBLES			
Year	Team	GP	GS	Tot	Solo	Asst	Sk	Yds	QBP	TFL	No	Yds	Lg	TD	PD	FF	FR	Yds	SpT
2013	Baltimore	8	0	0	0	0	0.0	0.0	NA	NA	0	0	-	0	0	0	0	0	8
2014	Baltimore	14	0	3	2	1	0.0	0.0	NA	NA	0	0	-	0	0	0	0	0	4
2015	Baltimore	16	1	7	5	2	0.0	0.0	NA	NA	0	0	-	0	1	0	0	0	9
2016	Oakland	15	0	9	7	2	0.0	0.0	NA	NA	1	0	-	0	1	0	0	0	14
NFL Totals		53	1	19	14	5	0.0	0.0	NA	NA	1	0	-	0	2	0	0	0	35

PLAYOFFS				TACKLES							INTERCEPTIONS					FUMBLES			
Year	Team	GP	GS	Tot	Solo	Asst	Sk	Yds	QBP	TFL	No	Yds	Lg	TD	PD	FF	FR	Yds	SpT
2014	Baltimore	2	0	0	0	0	0.0	0.0	NA	NA	0	0	-	0	0	0	0	0	0
2016	Oakland	1	0	3	2	1	0.0	0.0	NA	NA	0	0	-	0	0	0	0	0	0
NFL Totals		3	0	3	2	1	0.0	0.0	NA	NA	0	0	-	0	0	0	0	0	0

Single-Game Highs

Tackles - 9 at Denver (1/1/17)

Interceptions - 1 at Denver (1/1/17)

Passes Defensed - 1 (Twice, last at Denver 1/1/17)

Playoff Single-Game Highs

Tackles - 3 at Houston (1/7/17)



79 SEBASTIAN TRETOLA

GUARD • 6'4" • 314 LBS • COLLEGE: ARKANSAS
 ACQUIRED: 6TH ROUND - 2016 • NFL EXPERIENCE (NFL/TITANS): 2/2
 HOMETOWN: SAN BERNARDINO, CALIF.
 GAMES PLAYED/GAMES STARTED: 1/0 (PLAYOFFS: 0/0)



PRO: The Titans selected Sebastian Tretola in the sixth round of the 2016 NFL Draft. The University of Arkansas product is a skilled lineman that displays excellent size and strength in the trenches. The 6-foot-4-inch, 314-pounder played both guard positions in college and started the final 24 games in his Razorbacks career.

CAREER HIGHLIGHTS:

- In 2016, made his NFL debut at left guard on Thursday Night Football against Jacksonville (10/27).

TITANS TIDBITS:

- In 2014, Tretola and the University of Arkansas launched his own Heisman Trophy campaign after he threw a touchdown pass to his long snapper on a fake field goal. The Razorbacks athletic department produced a video highlighting the guard's offensive prowess that got more than 82,000 views on YouTube.
- Tretola states the reason he loves football is because it literally saved his life. Without the game, he says he would have gone down a "real, real, real bad path." He says he is going to pay the sport back by giving it everything he's got.
- Tretola considers himself an extreme neat freak. He folds all of his clothes a certain way and likes all of his equipment in a specific places in his locker.
- Tretola is a self-proclaimed world-renowned beatboxer.

CAREER TRANSACTIONS:

- The San Bernardino, Calif., native was selected by the Titans in the sixth round (193rd overall) the 2016 NFL Draft.

SEASON RECAPS:

2016 (1/0): Saw action as a reserve in one contest as a rookie. Was inactive for 14 contests and did not play in another game. Appeared in his first career NFL game against Jacksonville (10/27/16).

- Against Jacksonville (10/27), made his NFL debut as a reserve at left guard late in the fourth quarter.
- At San Diego (11/6), did not play.

COLLEGE:

- During his two-year stay at Arkansas, Tretola started 24 straight contests to close his career. Allowed just one sack in two seasons and paved the way for three combined 1,000-yard rushers. Spent his first two collegiate campaigns at the University of Nevada before attending Iowa Western Community College in 2013.
- As a senior (2015), started all 13 games at left guard and allowed one sack on the season to help Arkansas lead the SEC in fewest sacks allowed for the third straight season. Earned an 80 percent offensive grade in 10 of 13 games. Led the team with 75 knockdowns while committing just one penalty over 901 plays. Paved the way for running back Alex Collins to run for over 1,500 yards and become just the third player in SEC history with three straight 1,000-yard campaigns to begin his career. Collins tied for the SEC lead with 10 100-yard rushing games, equaling Darren McFadden's program single-season record. Arkansas led the SEC with five 200-yard rushing games in league play and had a total of eight on the year.
- As a junior (2014), attended Arkansas and appeared in all 13 games and started 11 at left guard. Saw action in over 690 snaps, allowing no sacks and was only penalized four times. Averaged an offensive grade of 79 percent, tied for second-best on the team. Blocked for running backs Alex Collins and Jonathan Williams, who were the only FBS teammates to each

rush for 1,000-plus yards. Helped protect quarterback Brandon Allen as the offensive line led the SEC with 14 sacks allowed.

- As a sophomore (2013), attended Iowa Western Community College and earned first-team all-conference honors after helping the Reivers win the Midwest Football Conference championship and a No. 2 final ranking following a defeat of Butler in the Graphic Edge Bowl. Ranked as a four-star by 247Sports.com, the No. 1 junior college prospect in Iowa, the No. 8 junior college offensive tackle in the country and the 29th-best junior college prospect in the nation. Ranked 63rd in Rivals.com junior college top 100 and ESPN ranked him as the nation's No. 11 junior college offensive tackle.
- As a redshirt freshman (2012), saw action in 10 games with four starts at Nevada, helping the Wolf Pack to the New Mexico Bowl.
- As a freshman (2011), attended Nevada and worked with the Wolf Pack scout team while redshirting.
- Graduated with a degree in American studies from Arkansas in Dec. 2015.

PERSONAL:

- Single and splits time between Nashville and San Bernardino, Calif.
- Attended Cajon (San Bernardino, Calif.) High School and was a two-time first-team all-league selection in football who earned all-county honors as a senior in 2009. Was a member of a San Andreas League championship team in 2008 as a junior.
- Also lettered in basketball in high school.
- Has a younger brother, Mikoe, and a younger sister, Justice.
- List of favorites: (TV show) "Big Bang Theory"; (movie) "Menace II Society"; (athlete as a child) Kobe Bryant; (childhood sports teams) Los Angeles Lakers; (musician) Nipsey Hussle; (guilty pleasure) watching "Bad Girls Club" on Oxygen; and (food) Mom's beef enchiladas.
- Born Sebastian Giovanni Andre Tretola on May 1, 1992 in San Bernardino, Calif.

SEBASTIAN TRETOLA'S NFL STATISTICS

REGULAR SEASON

Year	Team	GP	GS
2016	Tennessee	1	0
NFL Totals		1	0



82 DELANIE WALKER

TIGHT END • 6'2" • 248 LBS • COLLEGE: CENTRAL MISSOURI
 ACQUIRED: UNRESTRICTED FREE AGENT (SF) - 2013
 NFL EXPERIENCE (NFL/TITANS): 12/5 • HOMETOWN: POMONA, CALIF.
 GAMES PLAYED/GAMES STARTED: 159/84 (PLAYOFFS: 4/2)



Captain: 2015, 2016



Pro Bowl: 2015, 2016

PRO: The Titans targeted Delanie Walker early in the 2013 free agency period to bring physicality, versatility and leadership to the offense. He has delivered that and more, becoming one of the NFL's top play-making tight ends. The tight end brings a unique element to the offense and poses match-up problems for defenses with his ability to line up in the backfield, on the line, in the slot and as a wideout. The 6-foot-2-inch, 248-pounder spent the first seven years of his career with the San Francisco 49ers after being selected in the sixth round of the 2006 NFL Draft. His first four seasons in Tennessee arguably resulted in the best four-year stretch in franchise history by a player at his position. During that time period, his 282 receptions and 3,349 receiving yards (to go with 23 touchdowns) set a franchise high for a tight end in any consecutive four-year period, and his reception and yardage totals ranked fourth in the NFL in that timespan. In 2015, he set the single-season franchise records among tight ends with 94 receptions and 1,088 receiving yards, leading to his first career Pro Bowl invitation.

CAREER HIGHLIGHTS:

- In 2016, Walker was named to his second consecutive Pro Bowl after tying for the team lead with 65 receptions and finishing second on the squad with 800 receiving yards and a career-high seven receiving touchdowns.
- In 2015, Walker was named to his first Pro Bowl. He set new team records among tight ends with 94 receptions and 1,088 receiving yards, and he caught six touchdown passes for the second time in three years (2013). He broke his own receiving yardage record (890 in 2014) and Frank Wycheck's reception record (70 in 1998 and 2000) for franchise tight ends.
- On the team's all-time single-season receptions list, regardless of position, Walker tied wide receiver Kendall Wright (94 receptions in 2013) for the fifth-highest total in 2015. Walker's 94 receptions tied Jason Witten (94 catches in 2009 and 2010) for the 10th-highest total in NFL history by a tight end.
- In 2014, Walker's team-leading 890 receiving yards set a career high and marked the highest total in franchise history by a tight end, eclipsing Frank Wycheck's 768 receiving yards in 1998. Walker's 63 receptions in 2014 also led the team, set a career high, and tied for fourth in team annals.
- In 2013, Walker's first season in Tennessee, he totaled 60 receptions for 571 yards and six touchdowns, setting career highs in all three categories. Also, he became the only tight end in franchise history other than Titans Ring of Honor member Frank Wycheck (1997–2001) to reach 60 receptions in a single season. Walker's six touchdown receptions tied for fourth place in franchise history among tight ends and were the most since Wycheck's six in 1996.
- In 2012, Walker played an integral role in the 49ers' second consecutive playoff season, as he teamed with Vernon Davis to form one of the NFL's top tight-end duos. He saw action in all 16 regular-season games with four starts and set a career high with 344 yards and three touchdowns (matched career high) on 21 receptions. His average of 16.4 yards per catch was the highest among all NFL tight ends with 20 or more catches.
- During the 2012 playoffs, Walker appeared in all three games and started in Super Bowl XLVII. In the Super Bowl, he recorded three receptions for 48 yards.
- In 2010, he played in 14 games with eight starts and tallied a then-career-best 29 receptions for 331 yards.

TITANS TIDBITS:

- Walker was named the Tennessee Titans Community Man of the Year in

2013 and 2015, due in large part to his tireless work with Mothers Against Drunk Driving. He teamed with MADD to help raise awareness of the dangers of drinking and driving after losing his aunt and uncle in a horrific accident near New Orleans after Super Bowl XLVII. The morning after San Francisco's loss to Baltimore at the Superdome, an alleged drunk driver killed Alice and Bryan Young only hours after Walker hugged Alice and Bryan at the team's postgame party. In addition to his work with MADD, Walker is an ambassador with the Tennessee Governor's Highway Safety Office's "Booze It and Lose It" campaign.

- In April 2017, Walker took part in an eight-day overseas trip to the Middle East to visit U.S. servicemen and women as part of a United Service Organization tour. The group was on their USO tour, and visiting an Army base in Kuwait, when Syrian president Bashar al-Assad launched a chemical attack against civilians in his country on April 4. The NFL players traveled to another region in the Middle East the following day, unsure if their scheduled visit with Marines and Air Force airmen would be allowed to proceed. The group was eventually cleared for the visit, but before they could leave one base, military police boarded their bus and forced the players to delete any pictures and videos taken at the base from their cameras and cell phones.

- During the 2016 offseason, Walker spearheaded a benefit dinner and auction for his foundation called "Carving It Up with Delanie Walker." He also launched "Delanie Walker's Imagination Station" at Fall-Hamilton Elementary School in collaboration with Scholastic Book Fairs to provide a new fully-furnished reading room for students.

- Walker was one of five finalists for the NFL's 2015 Byron "Whizzer" White Award, which recognizes community service.

- During the 2015 and 2016 offseasons, the Delanie Walker Gives Back Foundation (delaniewalker.org) hosted a Celebrity Go-Karting Challenge, raising more than \$75,000 to benefit the foundation. Walker launched the non-profit to provide inner-city and low-income children with the educational opportunities and resources to reach their full potential and beat the odds. Proceeds from the go-karting event will help fund community outreach programs such as Back to School COOL, Delanie's Imagination Stations, and College Bound. Walker's offseason also includes hosting a youth football camp.

- Over the years, Walker has owned quite a selection of cars, ranging from classics to newer models. His collection has included a 1964 Chevy Impala, 1972 Buick Skylark, 1989 Camaro IROC-Z28, 2008 Mercedes-Benz CL63 AMG and 2010 F250 truck. Walker's passion for cars can be traced back to his childhood, where he would spend countless hours refurbishing old autos with the help of his friend's father, who was a mechanic. "Growing up we didn't have much money, so we would buy cars from the junkyard and fix them up. We'd spend all day taking off parts and replacing them, just like new. The most important lesson I learned was 'the way you take it off is the way you put it back on.'" Walker admits that cars these days have become more advanced and that he is only comfortable working on models that are pre-1990. After his playing days are over, he envisions owning a car restoration shop.

- Having grown up in a tough neighborhood, Walker knows first-hand how difficult it is to overcome obstacles in order to achieve one's goals. During his time in San Francisco, he visited delinquent youths across the Bay Area, making it a point to share his story and give positive reinforcement to those who can relate to him. "It's very important that people know about what I've been through. You can grow up in the worst neighborhood and still make it to the NFL. That's why I want kids, especially in the Bay Area, to understand that you can overcome those situations, because I did."

- For a 248-pound tight end, Walker makes a lot of tacklers miss. His speed on the field can be linked to his success on the track as a high school senior. Despite lettering only one year, he won the Division III 100m (10.6) and long jump (21-5) titles, while also serving as a member of the winning 4x100m relay team at the 2002 Miramonte League Meet. Delanie's younger brother, Anthony, competed in the 400m and 4x400m at the collegiate level, and has his hopes set on making the Olympic team one day.
- On Feb. 14, 2015, Walker was inducted into the Central Missouri Athletic Hall of Fame.

CAREER TRANSACTIONS:

- The Pomona, Calif., native was selected by the 49ers in the sixth round (175th overall) of the 2006 NFL Draft.
- Signed by the Titans as an unrestricted free agent on March 14, 2013.

SEASON RECAPS:

2016 (15/9 - Tennessee): Named to the Pro Bowl. Played in 15 games with nine starts at tight end. Tied for the team lead with 65 receptions and finished second on the squad with 800 receiving yards. Ranked second on the club with a career-high seven receiving touchdowns. Was inactive in one game. Has four career 100-yard receiving performances, including one in 2016 (vs. GB). Led the team in receiving yards five times in 2016 (at DET, at MIA, vs. IND, vs. GB, vs. DEN). Led or tied for the team lead in receptions six times in 2016 (at MIA, vs. IND, vs. JAX, vs. GB, vs. DEN, at KC).

- At Detroit (9/18), saw significant action as a reserve at tight end and led the team with 83 receiving yards on six catches including a touchdown. Hauled in a 32-yard catch over the middle in the first quarter. Cut the Lions' lead to 15-10 with a 30-yard touchdown grab on the first play of the fourth quarter. With the touchdown reception, his 17th as a member of the Titans, he tied Dave Casper for fourth place on the franchise's touchdown receptions list among tight ends.
- At Houston (10/2), started at tight end and grabbed two receptions for 34 yards. Set up the Titans' first field goal with his 350th career reception, a 24-yard catch to the Texans' 35-yard line in the first quarter.
- At Miami (10/9), played as a reserve at tight end and tied for the team lead with five catches for a team-best 66 receiving yards with a touchdown. Kickstarted the Titans' first touchdown drive with a 29-yard reception over the middle in the first quarter. Gave the Titans a 21-14 halftime lead with a 20-yard touchdown reception with 47 seconds remaining in the first half. It marked his 18th touchdown in a Titans uniform, which moved him past Dave Casper (17) for fourth in franchise history among tight ends.
- Against Indianapolis (10/23), started at tight end in his 150th career regular season game and led the team with seven receptions and 84 receiving yards with a touchdown. Extended the Titans' opening touchdown drive with a 14-yard grab on third-and-three in the first quarter. Set up the Titans' second touchdown by drawing a 27-yard pass interference penalty at the Colts' two-yard line late in the second quarter. Evened the score at 20-20 with a seven-yard touchdown catch on third-and-seven with 12:39 left to play in the fourth quarter. Converted a third-and-six with a leaping 26-yard reception during the Titans' final scoring drive in the fourth quarter.
- Against Jacksonville (10/27), started at tight end and tied for the team lead with four receptions for 75 yards.
- At San Diego (11/6), started at tight end and snared five receptions for 42 yards with a touchdown. Kickstarted the Titans' first touchdown drive with a 20-yard catch down the left sideline in the second quarter. Cut the Chargers' lead to 33-28 with an eight-yard touchdown grab with 9:51 left to play in the fourth quarter.
- Against Green Bay (11/13), played as a reserve at tight end and led the team with nine receptions for 124 yards with a touchdown. Set up the Titans' second touchdown with a 41-yard catch-and-run down the right sideline in the first quarter. Gave the Titans a 14-0 lead by hauling in a 10-yard touchdown pass from DeMarco Murray on a halfback pass with 6:58 remaining in the first quarter. Converted a pair of third downs during the Titans' third touchdown drive: a 14-yard reception on third-and-seven and a 19-yard catch on third-and-three.
- At Chicago (11/27), saw significant action as a reserve at tight end and snagged three receptions for 50 yards with a touchdown. Set up the Titans' opening touchdown with a 38-yard grab over the middle late in the opening stanza. Kept the Titans' initial touchdown drive alive with an eight-yard reception on third-and-six in the first quarter. Gave the Titans a 14-7 lead with a four-yard touchdown grab on third-and-goal in the second quarter.
- At Kansas City (12/18), played as a reserve at tight end and led the team with six receptions for 55 yards. Converted a pair of third downs during

the Titans' final touchdown drive: a 16-yard catch on third-and-five and a 14-yard reception on third-and-10 in the fourth quarter. Set up the Titans' game-winning field goal by hauling in a 15-yard reception on third-and-four late in the fourth quarter.

- At Jacksonville (12/24), started at tight end and hauled in three receptions for 23 yards with a touchdown. Set a new career high with his seventh touchdown reception on a 14-yard toss from Matt Cassel on third-and-eight with 8:42 left to play in the final quarter.

2015 (15/10 - Tennessee): Named to the Pro Bowl. Played in 15 games with 10 starts at tight end. Led the team, all NFL tight ends and ranked ninth in the NFL with a career-high 94 receptions. Led the team and ranked tied for 11th in the AFC with a career-best 1,088 receiving yards. Led the team and tied a career-high with six receiving touchdowns. Set the franchise record for tight ends with 94 catches and 1,088 receiving yards. Became the ninth tight end in NFL history to reach 90 receptions in a season, and those nine players have produced 17 total 90-catch seasons. Was inactive for one contest. His receiving yardage total of 1,978 yards from 2014-15 is the highest two-year total in franchise history by a tight end. Posted one of his three career 100-yard receiving performances (at JAX). Led or tied for the team lead in receptions 12 times in 2015 (vs. IND, vs. BUF, vs. MIA, vs. ATL, at HOU, at NO, at JAX, vs. OAK, vs. JAX, at NYJ, vs. HOU, at IND). Led the team in receiving yards nine times (vs. MIA, vs. ATL, at HOU, at NO, vs. CAR, at JAX, vs. OAK, at NYJ, at IND). Collected a career-high two receiving touchdowns at New Orleans (11/8/15) and at New England (12/20/15).

- At Tampa Bay (9/13), started at tight end and caught three passes for 43 yards with a touchdown before leaving the game in the third quarter with an injury. Extended the Titans' opening touchdown drive with a 22-yard grab on third-and-10 in the first quarter. Gave the Titans a 35-7 advantage with a one-yard touchdown catch on third-and-one with 48 seconds remaining in the first half.
- Against Indianapolis (9/27), started at tight end and tied for the team lead with seven receptions for 68 yards. In the second quarter, his first reception of the game (six yards) gave him his 250th career NFL reception. Extended the Titans' first touchdown drive with a 19-yard reception on third-and-13 in the second stanza. Walker passed the 3,000-yard receiving mark for his career with the catch. Kept the Titans' final touchdown drive alive with a 13-yard catch on third-and-10 in the fourth quarter.
- Against Miami (10/18), led the team with eight receptions and 97 receiving yards.
- Against Atlanta (10/25), started at tight end and led the team with seven catches and 55 receiving yards. With an eight-yard reception in the third quarter, became the fifth tight end in franchise history to reach 150 catches with the club.
- At Houston (11/1), played as a reserve at tight end and led the team with six receptions and 62 receiving yards. Extended the Titans' opening scoring drive with a six-yard reception on third-and-one in the first quarter.
- At New Orleans (11/8), played as a reserve at tight end and led the team with seven receptions, 95 receiving yards and two touchdowns. Cut the Saints' lead to 14-10 by hauling in a deflected pass from Marcus Mariota and racing 61 yards for a touchdown with a minute left to play in the opening stanza. Got open in the back of the end zone and hauled in a two-yard touchdown pass with 8:08 remaining in the second quarter. Snared a two-point conversion to even the score at 28-28 with 7:06 left to play in the fourth quarter.
- Against Carolina (11/15), started at tight end and led the team with 52 receiving yards on three receptions. Extended the Titans' first touchdown drive with a 21-yard catch on third-and-12 in the first quarter.
- At Jacksonville (11/19), started at tight end and led the team with eight receptions and 109 receiving yards.
- Against Oakland (11/29), started at tight end and led the team with six receptions and 91 receiving yards. Kickstarted the Titans' first touchdown drive with a 36-yard grab in the first quarter, which also was the 300th reception of his 10-year career.
- Against Jacksonville (12/6), led the team with eight catches for 92 yards with a touchdown. Extended the Titans' second touchdown drive with a 29-yard reception on third-and-seven in the second quarter. Increased the Titans' lead to 14-6 with a seven-yard touchdown catch on third-and-seven in the second stanza.
- At N.Y. Jets (12/13), started at tight end and led the team with seven receptions and 71 receiving yards. In the fourth quarter, recorded his fourth reception of the game and on the catch—his 71st of the season—he broke Frank Wycheck's franchise record for the most receptions in a season by a tight end.

- At New England (12/20), started at tight end and caught two passes for 64 yards with two touchdowns. Hauled in a seven-yard touchdown pass from Zach Mettenberger with 10:05 left to play in the third quarter. Collected his second touchdown of the afternoon with a 57-yard catch-and-run rumble down the right sideline with 6:52 left to play in the fourth quarter. On a 57-yard touchdown reception, broke his own franchise record for the most receiving yards in a season by a tight end.
- Against Houston (12/27), played as a reserve at tight end and led the team with nine catches for 59 yards. In the first quarter, caught his 200th reception as a member of the Titans.
- At Indianapolis (1/3), started at tight end and led the team with nine catches and 94 receiving yards. Rushed once for 36 yards. With a 13-yard catch in the first quarter, became the first tight end in franchise history to reach 1,000 receiving yards in a season. Extended the Titans' second touchdown drive with a 17-yard catch on third-and-seven in the second quarter. On the next play, took a handoff on a reverse and scampered for 36 yards down the right sideline in the second stanza. Extended the Titans' scoring drive in the third quarter with an 11-yard reception on third-and-one. Kept the Titans' fourth-quarter touchdown drive alive with a nine-yard catch on third-and-four.

- 2014 (15/14 - Tennessee):** Played in 15 games with 14 starts at tight end and led the team with a career-high 63 receptions. Led the team and ranked second among AFC tight ends with a career-best 890 receiving yards, which is a franchise single-season record for tight ends. Ranked second on the team with four receiving touchdowns. Was inactive for one contest. Led or tied for the team lead in receptions five times in 2014 (vs. DAL, at IND, vs. HOU, at PHI, vs. IND). Led the team in receiving yards five times in 2014 (vs. DAL, at CIN, at IND, at PHI, vs. IND). Tied a career-high with 10 receptions against Dallas (9/14/14). Set a career-best with 155 receiving yards at Philadelphia (11/23/14). Posted two 100-yard receiving performances (vs. DAL, at PHI). With a 12-yard catch in the second quarter at Cincinnati (9/21/14), reached 200 career receptions.
- At Kansas City (9/7), hauled in three receptions for 37 yards with a touchdown. Gave the Titans a 7-3 lead with a leaping five-yard touchdown grab in the back of the end zone with 3:31 left to play in the second quarter.
 - Against Dallas (9/14), led the team with a then-career-best 142 receiving yards, while tying a career-high with a team-high 10 receptions and a touchdown. In addition to setting a then-career high, Walker's 142 receiving yards qualified as the third-highest total in franchise history by a tight end. Cut the Cowboys' lead to 16-10 with a career-long 61-yard touchdown catch-and-run on third-and-three with 7:45 remaining in the third quarter.
 - At Cincinnati (9/21), led the team with 54 receiving yards on four catches. With a 12-yard catch in the second quarter, reached 200 career receptions.
 - At Indianapolis (9/28), tied for the team lead with five receptions for a team-best 84 receiving yards and a touchdown. Kickstarted the Titans' first scoring drive with a 31-yard reception in the second quarter. Cut the Colts lead to 20-10 with an acrobatic seven-yard touchdown reception in the back of the end zone with 17 seconds left to play in the first half.
 - Against Jacksonville (10/12), snared three receptions for 57 yards. Extended the Titans' first scoring drive with an 18-yard grab on third-and-one in the first stanza. Kickstarted the Titans' touchdown drive with a 37-yard grab in the second quarter.
 - Against Houston (10/26), tied for the team lead with four receptions for 37 yards with a touchdown. Got the Titans in the end zone with a six-yard touchdown catch with 2:12 left to play in the third quarter.
 - At Baltimore (11/9), hauled in three receptions for 37 yards before leaving the game in the second quarter with an injury. Converted two third downs with a 15-yard reception on third-and-nine and a 17-yard grab on third-and-seven during the opening drive of the game.
 - Against Pittsburgh (11/17), was inactive.
 - At Philadelphia (11/23), led the team with five receptions for a career-high 155 receiving yards which is the second-highest receiving yardage total by a tight end in franchise history. Set up the Titans second touchdown with a 68-yard catch-and-run reception in the second stanza. Extended the Titans' third scoring drive with a 21-yard reception on third-and-two in the second quarter. Kickstarted the Titans' final touchdown drive with a 27-yard catch down to the Eagles' 10-yard line in the final quarter.
 - Against N.Y. Jets (12/14), collected four receptions for 93 yards and in the process set a new single-season franchise record for receiving yards by a tight end.
 - Against Indianapolis (12/28), started at tight end and led the team with seven receptions and 43 receiving yards.

- 2013 (15/11 - Tennessee):** Played in 15 games with 11 starts in his first season with the Titans and led the team with a career-high six receiving touchdowns. Ranked second on the team with a career-high 60 receptions and third on the squad with 571 receiving yards. Became just the second franchise tight end (Frank Wycheck) to amass 60 receptions in a season. Led the team in receptions once in 2013 (vs. IND). Led the team in receiving yards once in 2013 (vs. IND). Set career-highs with 10 receptions and 91 receiving yards against Indianapolis (11/14/13). Went over the 2,000-yard career receiving mark at Jacksonville (12/22/13).
- At Pittsburgh (9/8), made his Titans debut and caught three passes for 40 yards. Extended the Titans' second scoring drive with a 25-yard reception on third-and-15 in the third quarter. Drew a 24-yard pass interference penalty deep in Steelers' territory in the fourth quarter.
 - At Houston (9/15), gave the Titans a 17-16 lead with a 10-yard touchdown pass from Jake Locker with 6:37 left to play in the fourth quarter.
 - Against San Diego (9/22), made his first start in a Titans uniform and caught five passes for 49 yards. Helped block for Titans' rushers to gain 170 yards on the ground. Kickstarted the Titans' initial touchdown drive with a 17-yard grab in the second quarter.
 - Against N.Y. Jets (9/29), got the Titans on the scoreboard with a one-yard touchdown reception on third-and-goal with 11:57 left to play in the first quarter.
 - Against San Francisco (10/20), caught three passes for 52 yards with a touchdown. Snared a 26-yard touchdown pass with 3:17 left to play in the fourth quarter.
 - Against Jacksonville (11/10), snared four receptions for 62 yards with a touchdown. Extended the Titans' final touchdown drive with a 33-yard grab on third-and-10 late in the fourth quarter. Got open in the end zone for a 14-yard touchdown with 40 seconds remaining in the game.
 - Against Indianapolis (11/14), led the team with career-highs in receptions (10) and receiving yards (91), while adding a touchdown catch. Extended the Titans' initial touchdown drive with a 12-yard grab on third-and-one in the opening stanza. Kept the Titans' second touchdown drive alive with a 14-yard catch on third-and-seven in the first quarter. Converted a third-and-nine with an 18-yard reception during the Titans' scoring drive early in the final stanza. Got open and hauled in a 19-yard touchdown pass with 1:54 left to play in the game.
 - At Indianapolis (12/1), snared one reception for five yards before leaving the game in the first quarter with an injury.
 - Against Arizona (12/15), snared eight catches for 53 yards with a touchdown. Helped set up the Titans' first touchdown with a 22-yard reception to the Cardinals' 33-yard line in the first quarter. Made the score 17-13 with a one-yard touchdown catch on a play-action fake with 6:16 left to play in the third quarter.

- 2012 (16/4, 3/1 - San Francisco):** Appeared in all 16 games with four starts and compiled 21 receptions. Set a single-season career-high with 344 receiving yards and tied a career best with three receiving touchdowns. Appeared in all three postseason contests with a start and posted five receptions for 85 yards. Tallied four special teams tackles in the postseason, tying for the team lead (Michael Wilhoite).
- Against Seattle (10/18), hauled in his first touchdown of the season and the sixth of his career on an 11-yard pass from Alex Smith.
 - At New England (12/16), recorded two receptions for 34 yards and a touchdown from Colin Kaepernick. Walker also recovered the Patriots' onside kick attempt late in the fourth quarter to seal the victory.
 - At Seattle (12/23), caught an 18-yard touchdown pass from Colin Kaepernick in the fourth quarter, giving him three receiving touchdowns in 2012, tying a career high (3 - 2011). He finished the game with four receptions for 54 yards.
 - Against Baltimore (2/3), led the team with three special teams tackles in Super Bowl XLVII.

- 2011 (15/7, 1/1 - San Francisco):** Appeared in 15 games with seven starts and caught 19 passes for 198 yards with three touchdowns. Started the playoff contest and caught two passes for 36 yards, including a long reception of 29 yards.
- Against Seattle (9/11), led team with three special teams tackles.
 - Against Dallas (9/18), hauled in a 29-yard touchdown pass to record his third career score and first since at Carolina (12/2/07).
 - Against Tampa Bay (10/9), recorded his second touchdown of the season with a 26-yard touchdown catch on the 49ers opening drive, marking the first time in his career that he had multiple touchdowns in a season.

- At Detroit (10/16), caught a game-winning six-yard touchdown pass on fourth down with 1:51 left from Alex Smith for the 25-19 victory over the previously unbeaten Lions.
- Against N.Y. Giants (11/13), recovered the onside kick by David Akers in the second quarter. Tied his career high with six receptions for 69 yards.

2010 (14/8 - San Francisco): Saw action in 14 games with eight starts and tallied a career-best 29 receptions for 331 yards.

- Against Denver (10/31), registered a career-high 85 receiving yards on five receptions, including a 38-yard catch to the one-yard line to set up the 49ers first touchdown.
- Against St. Louis (11/14), hauled in four receptions for 80 yards, marking the first time he posted 80 receiving yards in back-to-back games.

2009 (16/8 - San Francisco): Played in all 16 games with eight starts and caught 21 passes for 233 yards. Carried the ball three times for 34 yards. Ranked tied for third on the team with a career-high 20 special teams tackles.

- Against Jacksonville (11/29), registered a season-high four receptions for 52 yards, including two catches for more than 20 yards.

2008 (15/2 - San Francisco): Played in 15 games with two starts and hauled in 10 catches for 155 yards and a touchdown.

- Against New England (10/5), started his first game of season and caught one pass for eight yards.
- Against Philadelphia (10/12), filled in at fullback when Zak Keasey (bicep) left the game in the second quarter.
- Against Seattle (10/26), hauled in a career-long 53-yard catch from J.T. O'Sullivan in the first quarter to set up the 49ers first score of game. Left the game in second quarter with an elbow injury and did not return.
- At Dallas (11/23), returned five kickoffs for 112 yards after kick returner Allen Rossum left game with an ankle injury.

2007 (16/10 - San Francisco): Saw action 16 games with 10 starts and posted 21 receptions for 174 yards and one touchdown. Also recovered two onside kicks on special teams.

- At Pittsburgh (9/23), made first start of season and caught three passes for 19 yards, while returning three kickoffs for 63 yds.
- At Carolina (12/2), recorded his first career touchdown on a 21-yard pass from Trent Dilfer.
- Against Minnesota (12/9), established then career-highs with six catches for 66 yards.

2006 (7/1 - San Francisco): Appeared in seven games as a rookie and registered two catches for 30 yards. Returned one kickoff for 25 yards. Injured shoulder early in training camp and missed first month of season.

- Against Oakland (10/8), played first career game and recorded his first NFL touch when he returned a kickoff 25 yds.
- At New Orleans (12/3), made first career start in a two-tight end set and saw extended playing time due to a knee injury suffered by Eric Johnson.

COLLEGE:

- Attended Central Missouri State, where he played 20 games and finished his college career tied with Anthony Simpson (1994-95) for eighth on school's career-record list with 113 receptions.
- Upon leaving UCM, his 1,347 receiving yards ranked 11th in school history, while his 965 yards on kickoff returns ranked seventh and 2,578 all-purpose yards ranked ninth.
- His two kickoff returns for touchdowns in 2004 tied a school season-record first set by Walter Rhome in 1971, and his three kickoff returns for scores tied CMSU's all-time record also held by Rhome (1969-72).
- Spent his first two seasons (2002-03) at Mt. San Antonio (Calif.) Community College and appeared in 19 games.
- Caught 199 total passes for 2,659 yds. and 23 touchdowns in 39 contests during his collegiate career.
- Majored in video production, with a minor in criminal justice at Central Missouri.

PERSONAL:

- Has a son, Delanie Jr., and a daughter, Erra Paris.
- Attended Pomona (Calif.) High School, where he was a first-team All-Region selection by *The Los Angeles Times*, adding all-division and All-San

Gabriel Valley honors as a senior.

- Twice chosen Miramonte League Offensive Player of the Year and was selected as the 2001 Pomona Red Devil of the Year.
- Follow Walker on Twitter and Instagram at @delaniewalker82.
- Born Delanie Walker on Aug. 12, 1984 in Pomona, Calif.

DELANIE WALKER'S GAME-BY-GAME

2006 San Francisco 49ers					RECEIVING				
Date	Opp.	W/L	P/S	No	Yds	Avg	Lg	TD	
Sept 10	@ Ari	L	IA						
Sept 17	StL	W	IA						
Sept 24	Phi	L	IA						
Oct 1	@ KC	L	DNP						
Oct 8	Oak	W	p	0	0	0.0	0	0	
Oct 15	SD	L	p	0	0	0.0	0	0	
Oct 29	@ Chi	L	p	0	0	0.0	0	0	
Nov 5	Min	W	p	0	0	0.0	0	0	
Nov 12	@ Det	W	p	0	0	0.0	0	0	
Nov 19	Sea	W	IA						
Nov 26	@ StL	L	IA						
Dec 3	@ NO	L	S	0	0	0.0	0	0	
Dec 10	GB	L	p	2	30	15.0	29	0	
Dec 14	@ Sea	W	DNP						
Dec 24	Ari	L	IA						
Dec 31	@ Den	W	IA						
Totals		7-9	7/1	2	30	15.0	29	0	

2007 San Francisco 49ers					RECEIVING				
Date	Opp.	W/L	P/S	No	Yds	Avg	Lg	TD	
Sept 10	Ari	W	p	0	0	0.0	0	0	
Sept 16	@ StL	W	p	0	0	0.0	0	0	
Sept 23	@ Pit	L	S	3	19	6.3	13	0	
Sept 30	Sea	L	S	1	7	7.0	7	0	
Oct 7	Bal	L	S	0	0	0.0	0	0	
Oct 21	@ NYG	L	S	1	4	4.0	4	0	
Oct 28	NO	L	S	1	0	0.0	0	0	
Nov 4	@ Atl	L	p	0	0	0.0	0	0	
Nov 12	@ Sea	L	p	1	2	2.0	2	0	
Nov 18	StL	L	S	0	0	0.0	0	0	
Nov 25	@ Ari	W	S	1	5	5.0	5	0	
Dec 2	@ Car	L	p	1	21	21.0	21	1	
Dec 9	Min	L	S	6	66	10.8	26	0	
Dec 15	Cin	W	S	2	13	6.5	7	0	
Dec 23	TB	W	p	2	23	11.5	14	0	
Dec 30	@ Cle	L	S	2	14	7.0	10	0	
Totals		5-11	16/10	21	174	8.3	26	1	

2008 San Francisco 49ers					RECEIVING				
Date	Opp.	W/L	P/S	No	Yds	Avg	Lg	TD	
Sept 7	Ari	W	p	0	0	0.0	0	0	
Sept 14	@ Sea	W	p	3	44	14.7	24t	1	
Sept 21	Det	L	p	1	21	21.0	21	0	
Sept 28	@ NO	L	p	1	8	8.0	8	0	
Oct 5	NE	L	S	0	0	0.0	0	0	
Oct 12	Phi	L	S	0	0	0.0	0	0	
Oct 19	@ NYG	L	p	2	53	26.5	53	0	
Oct 26	Sea	L	p	1	4	4.0	4	0	
Nov 10	@ Ari	W	IA						
Nov 16	StL	L	p	0	0	0.0	0	0	
Nov 24	@ Dal	W	p	0	0	0.0	0	0	
Nov 31	@ Buf	W	p	1	15	15.0	15	0	
Dec 7	NYJ	L	p	1	10	10.0	10	0	
Dec 14	@ Mia	W	p	0	0	0.0	0	0	
Dec 21	@ StL	W	p	0	0	0.0	0	0	
Dec 28	Was	W	p	0	0	0.0	0	0	
Totals		8-8	15/2	10	155	15.5	53	1	

2009 San Francisco 49ers					RECEIVING				
Date	Opp.	W/L	P/S	No	Yds	Avg	Lg	TD	
Sept 13	@ Ari	W	p	1	17	0.0	0	0	
Sept 20	Sea	W	p	0	0	0.0	0	0	
Sept 27	@ Min	L	p	0	0	0.0	0	0	
Oct 4	StL	W	S	1	10	10.0	10	0	
Oct 11	Atl	L	S	1	39	39.0	39	0	
Oct 25	@ Hou	L	p	1	2	2.0	2	0	
Nov 1	@ Ind	L	S	0	0	0.0	0	0	
Nov 8	Ten	L	S	1	13	13.0	13	0	
Nov 12	Chi	W	p	0	0	0.0	0	0	
Nov 22	@ GB	L	p	0	0	0.0	0	0	

Nov 29	Jax	W	S	4	52	0.0	22	0
Dec 6	@ Sea	L	S	3	28	9.3	18	0
Dec 14	Ari	W	S	1	2	2.0	2	0
Dec 20	@ Phi	L	S	3	28	9.3	13	0
Dec 27	Det	W	p	3	36	12.0	22	0
Jan 3	@ StL	W	p	2	6	3.0	5	0
Totals		8-8	16/8	21	233	11.1	39	0

2010 San Francisco 49ers					RECEIVING				
Date	Opp.	W/L	P/S	No	Yds	Avg	Lg	TD	
Sept 12	@ Sea	L	S	3	27	9.0	14	0	
Sept 20	NO	L	p	2	26	13.0	22	0	
Sept 26	@ KC	L	p	1	6	6.0	6	0	
Oct 3	@ Atl	L	p	1	6	6.0	6	0	
Oct 10	Phi	L	IA						
Oct 17	Oak	W	IA						
Oct 24	@ Car	L	p	0	0	0.0	0	0	
Oct 31	Den	W	S	5	85	17.0	38	0	
Nov 14	StL	W	S	4	80	20.0	36	0	
Nov 21	TB	L	p	3	27	9.0	14	0	
Nov 29	@ Ari	W	S	0	0	0.0	0	0	
Dec 5	@ GB	L	S	2	19	9.5	15	0	
Dec 12	Sea	W	S	1	7	7.0	7	0	
Dec 16	@ SD	L	p	3	14	4.7	6	0	
Dec 26	@ StL	L	S	3	17	5.7	7	0	
Jan 2	Ari	W	S	1	17	17.0	17	0	
Totals		6-10	14/8	29	331	11.4	38	0	

2011 San Francisco 49ers					RECEIVING				
Date	Opp.	W/L	P/S	No	Yds	Avg	Lg	TD	
Sept 11	Sea	W	S	1	-1	-1.0	-1	0	
Sept 18	Dal	L	p	2	38	19.0	29t	1	
Sept 25	@ Cin	W	p	1	9	9.0	9	0	
Oct 2	@ Phi	W	p	3	20	6.7	11	0	
Oct 9	TB	W	S	2	37	18.5	26t	1	
Oct 16	@ Det	W	p	2	11	5.5	6t	1	
Oct 30	Cle	W	p	0	0	0.0	0	0	
Nov 6	@ Was	W	S	2	15	7.5	10	0	
Nov 13	NYG	W	S	6	69	11.5	19	0	
Nov 20	Ari	W	p	0	0	0.0	0	0	
Nov 24	@ Bal	L	S	0	0	0.0	0	0	
Dec 4	StL	W	p	0	0	0.0	0	0	
Dec 11	@ Ari	L	p	0	0	0.0	0	0	
Dec 19	Pit	W	S	0	0	0.0	0	0	
Dec 24	@ Sea	W	S	0	0	0.0	0	0	
Jan 1	@ StL	W	IA						
Totals			15/7	19	198	10.4	29t	3	
Playoffs									
Jan 14	NO	W	IA						
Jan 22	NYG	L	S	2	36	18.0	29	0	
Totals			1/1	2	36	18.0	29	0	

2012 San Francisco 49ers					RECEIVING				
Date	Opp.	W/L	P/S	No	Yds	Avg	Lg	TD	
Sept 9	@ GB	W	p	0	0	0.0	0	0	
Sept 16	Det	W	p	1	7	7.0	7	0	
Sept 23	@ Min	L	p	1	1	1.0	1	0	
Sept 30	@ NYJ	W	S	2	31	15.5	25	0	
Oct 7	Buf	W	p	0	0	0.0	0	0	
Oct 14	NYG	L	p	0	0	0.0	0	0	
Oct 18	Sea	W	S	1	12	12.0	12	1	
Oct 29	@ Ari	W	p	2	38	19.0	23	0	
Nov 11	StL	T	p	0	0	0.0	0	0	
Nov 19	Chi	W	p	1	9	9.0	9	0	
Nov 25	@ NO	W	p	3	81	27.0	45	0	
Dec 2	@ StL	L	p	1	7	7.0	7	0	
Dec 9	Mia	W	S	1	20	20.0	20	0	
Dec 16	@ NE	W	p	2	34	17.0	34t	1	
Dec 23	@ Sea	L	p	4	54	13.5	23	1	
Dec 30	Ari	W	S	2	50	25.0	27	0	
Totals		11-4-1	16/4	21	344	16.4	45	3	

DELANIE WALKER'S GAME-BY-GAME CONT.

Playoffs									
Date	Opp.	W/L	P/S	No	Yds	Avg	Lg	TD	
Jan 12	GB	W	p	1	17	17.0	17	0	
Jan 20	@ Atl	W	p	1	20	20.0	20	0	
Feb 3	Bal	L	S	3	48	16.0	28	0	
Totals		2-1	3/1	5	85	17.0	28	0	

2013 Tennessee Titans RECEIVING									
Date	Opp.	W/L	P/S	No	Yds	Avg	Lg	TD	
Sept 8	@ Pit	W	p	3	40	13.3	25	0	
Sept 15	@ Hou	L	p	1	10	10.0	10t	1	
Sept 22	SD	W	S	5	49	9.8	17	0	
Sept 29	NYJ	W	p	3	14	4.7	7	1	
Oct 6	KC	L	S	4	43	10.8	15	0	
Oct 13	@ Sea	L	S	4	29	7.3	11	0	
Oct 20	SF	L	S	3	52	17.3	26t	1	
Nov 3	@ StL	W	p	2	13	6.5	8	0	
Nov 10	Jax	L	S	4	62	15.5	33	1	
Nov 14	Ind	L	S	10	91	9.1	19t	1	
Nov 24	@ Oak	W	S	5	46	9.2	14	0	
Dec 1	@ Ind	L	S	1	5	5.0	5	0	
Dec 8	@ Den	L	IA						
Dec 15	Ari	L	S	8	53	6.6	22	1	
Dec 22	@ Jax	W	S	4	35	8.8	11	0	
Dec 29	Hou	W	S	3	29	9.7	11	0	
Totals		7-9	15/11	60	571	9.5	33	6	

2014 Tennessee Titans RECEIVING									
Date	Opp.	W/L	P/S	No	Yds	Avg	Lg	TD	
Sept 7	@ KC	W	S	3	37	12.3	17	1	
Sept 14	Dal	L	S	10	142	14.2	61t	1	
Sept 21	@ Cin	L	S	4	54	13.5	23	0	
Sept 28	@ Ind	L	S	5	84	16.8	31	1	
Oct 5	Cle	L	S	4	47	11.8	21	0	
Oct 12	Jax	W	S	3	57	19.0	37	0	
Oct 19	@ Was	L	S	2	17	8.5	12	0	
Oct 26	Hou	L	p	4	37	9.3	15	1	
Nov 9	@ Bal	L	S	3	37	12.3	17	0	
Nov 17	Pit	L	IA						
Nov 23	@ Phi	L	S	5	155	31.0	68	0	
Nov 30	@ Hou	L	S	1	6	6.0	6	0	
Dec 7	NYG	L	S	4	27	6.8	12	0	
Dec 14	NYJ	L	S	4	93	23.3	33	0	
Dec 18	@ Jax	L	S	4	54	13.5	21	0	
Dec 28	Ind	L	S	7	43	6.1	10	0	
Totals		2-14	15/14	63	890	14.1	68	4	

2015 Tennessee Titans RECEIVING									
Date	Opp.	W/L	P/S	No	Yds	Avg	Lg	TD	
Sept 13	@ TB	W	S	3	43	14.3	22	1	
Sept 20	@ Cle	L	IA						
Sept 27	Ind	L	S	7	68	9.7	19	0	
Oct 11	Buf	L	S	4	36	9.0	16	0	
Oct 18	Mia	L	p	8	97	12.1	25	0	
Oct 25	Atl	L	S	7	55	7.9	12	0	
Nov 1	@ Hou	L	p	6	62	10.3	15	0	
Nov 8	@ NO	W	p	7	95	13.6	61t	2	
Nov 15	Car	L	S	3	52	17.3	21	0	
Nov 19	@ Jax	L	S	8	109	13.6	29	0	
Nov 29	Oak	L	S	6	91	15.2	36	0	
Dec 6	Jax	W	p	8	92	11.5	29	1	
Dec 13	@ NYJ	L	S	7	71	10.1	16	0	
Dec 20	@ NE	L	S	2	64	32.0	57t	2	
Dec 27	Hou	L	p	9	59	6.6	21	0	
Jan 3	@ Ind	L	S	9	94	10.4	29	0	
Totals		3-13	15/10	94	1,088	11.6	61t	6	

2016 Tennessee Titans RECEIVING									
Date	Opp.	W/L	P/S	No	Yds	Avg	Lg	TD	
Sept 11	Min	L	S	3	42	14.0	26	0	
Sept 18	@ Det	W	p	6	83	13.8	32	1	
Sept 25	Oak	L	IA						
Oct 2	@ Hou	L	S	2	34	17.0	24	0	
Oct 9	@ Mia	W	p	5	66	13.2	29	1	
Oct 16	Cle	W	S	1	21	21.0	21	0	
Oct 23	Ind	L	S	7	84	12.0	26	1	
Oct 27	Jax	W	S	4	75	18.8	47	0	
Nov 6	@ SD	L	S	5	42	8.4	20	1	
Nov 13	GB	W	p	9	124	13.8	41	1	
Nov 20	@ Ind	L	S	4	36	9.0	14	0	
Nov 27	@ Chi	W	p	3	50	16.7	38	1	
Dec 11	Den	W	S	2	30	15.0	23	0	
Dec 18	@ KC	W	p	6	55	9.2	16	0	
Dec 24	@ Jax	L	S	3	23	7.7	14t	1	
Jan 1	Hou	W	p	5	35	7.0	15	0	
Totals		9-7	15/9	65	800	12.3	47	7	

DELANIE WALKER'S NFL STATISTICS

REGULAR SEASON

Year	Team	GP	GS	RECEIVING					RUSHING				
				No	Yds	Avg	Lg	TD	Att	Yds	Avg	Lg	TD
2006	San Francisco	7	1	2	30	15.0	29	0	0	0	-	0	0
2007	San Francisco	16	10	21	174	8.3	26	1	0	0	-	0	0
2008	San Francisco	15	2	10	155	15.5	53	1	2	-13	-6.5	-3	0
2009	San Francisco	16	8	21	233	11.1	39	0	3	34	11.3	16	0
2010	San Francisco	14	8	29	331	11.4	38	0	3	18	6.0	10	0
2011	San Francisco	15	7	19	198	10.4	29t	3	3	5	1.7	14	0
2012	San Francisco	16	4	21	344	16.4	45	3	0	0	-	0	0
2013	Tennessee	15	11	60	571	9.5	33	6	0	0	-	0	0
2014	Tennessee	15	14	63	890	14.1	68	4	0	0	-	0	0
2015	Tennessee	15	10	94	1,088	11.6	61t	6	1	36	36.0	36	0
2016	Tennessee	15	9	65	800	12.3	47	7	2	11	5.5	8	0
NFL Totals		159	84	405	4,814	11.9	68	31	14	91	6.5	36	0

REGULAR SEASON

Year	Team	KICKOFF RETURNS					PUNT RETURNS					
		No	Yds	Avg	Lg	TD	No	FC	Yds	Avg	Lg	TD
2006	San Francisco	1	25	25.0	25	0	0	0	0	-	-	0
2007	San Francisco	3	63	21.0	30	0	0	0	0	-	-	0
2008	San Francisco	13	257	19.8	35	0	0	0	0	-	-	0
2009	San Francisco	5	85	17.0	25	0	0	0	0	-	-	0
2010	San Francisco	5	70	14.0	20	0	0	0	0	-	-	0
2012	San Francisco	4	28	7.0	18	0	0	0	0	-	-	0
NFL Totals		31	528	17.0	35	0	0	0	0	-	-	0

POSTSEASON

Year	Team	GP	GS	RECEIVING					RUSHING				
				No	Yds	Avg	Lg	TD	Att	Yds	Avg	Lg	TD
2011	San Francisco	1	1	2	36	18.0	29	0	0	0	-	0	0
2012	San Francisco	3	1	5	85	17.0	28	0	0	0	-	0	0
NFL Totals		4	2	7	121	17.3	29	0	0	0	-	0	0

Single-Game Highs

Receptions - 10 (Twice, last vs. Dallas 9/14/14)
 Receiving Yards - 155 at Philadelphia (11/23/14)
 Long Reception - 68 at Philadelphia (11/23/14)
 Touchdowns - 2 (Twice, last at New England 12/20/15)
 Kickoff Returns - 5 at Dallas (11/23/08)
 Kickoff Return Yards - 112 at Dallas (11/23/08)
 Long Kickoff Return - 35 at Dallas (11/23/08)

Playoff Single-Game Highs

Receptions - 3 vs. Baltimore (2/3/13)
 Receiving Yards - 48 vs. Baltimore (2/3/13)
 Long Reception - 29 vs. N.Y. Giants (1/22/12)

Additional Statistics

Special Teams Tackles - 2 (2007), 15 (2008), 20 (2009), 13 (2010), 8 (2011), 3 (2012)
 Misc. Tackles - 2 (2013), 1 (2014), 3 (2015), 1 (2016)
 Onside Kick Recoveries - 2 (2007), 1 (2011), 1 (2012)
 Fumble Recovery - 1 (2013), 3 (2014), 1 (2016)



52 AARON WALLACE

OUTSIDE LINEBACKER • 6'2" • 242 LBS • COLLEGE: UCLA
 ACQUIRED: 7TH ROUND - 2016 • NFL EXPERIENCE (NFL/TITANS): 2/2
 HOMETOWN: SAN DIEGO, CALIF.
 GAMES PLAYED/GAMES STARTED: 10/0 (PLAYOFFS: 0/0)



PRO: The Titans selected Aaron Wallace in the seventh round of the 2016 NFL Draft, viewing the 6-foot-2-inch, 242-pound defender as a player with tremendous upside. As a rookie he logged 10 games and tallied one sack and five special teams stops. During Wallace's career at UCLA, he waited patiently for an opportunity to play regularly during his first three seasons and then became a mainstay for the Bruins as a senior. He led the team with seven sacks in his final year on campus. He is a versatile player, capable of lining up at multiple linebacker spots.

CAREER HIGHLIGHTS:

- As a rookie in 2016, appeared in 10 games and tallied 15 tackles, one sack and five quarterback pressures. Made his NFL debut at outside linebacker in Week 2 at Detroit (9/18).
- In 2015, his seven sacks and 12.5 tackles for loss led UCLA as a senior. He played in all 13 games and recorded eight starts.

TITANS TIDBITS:

- Wallace is one-quarter Chinese on his mother's side of the family. One of his "bucket list" items is to walk on the Great Wall of China.
- His father, Aaron Wallace Sr., was a three-time All-Southwest Conference selection at linebacker for Texas A&M (1986-89) and was selected in the second round of the 1990 NFL Draft by the Oakland Raiders. Aaron Sr. went on to play eight seasons in the NFL, collecting 21 sacks in 102 career games.
- His mother, Sandra Broussard, is on the board of a foundation in San Diego called the Berry Good Food Foundation, which promotes nutritional education and organic food.
- He aspires to be a strength and conditioning coach following his playing career.

CAREER TRANSACTIONS:

- The San Diego, Calif., native was selected by the Titans in the seventh round (222nd overall) of the 2016 NFL Draft.

SEASON RECAPS:

2016 (10/0): Played in 10 games as a reserve as a rookie and registered 15 tackles, a sack and five quarterback pressures. Collected five special teams tackles on coverage units. Was inactive for six games. Tied for the team lead in sacks once in 2016 (vs. DEN). Tied for the team lead in special teams tackles three times in 2016 (at HOU, at MIA, vs. DEN). Appeared in his first career NFL game at Detroit (9/18/16). Registered his first career sack against Denver (12/11/16).

- At Detroit (9/18), made his NFL debut as a reserve outside linebacker and posted three tackles. Combined with Rashad Johnson to stuff Theo Riddick for a one-yard loss on a rush off right tackle in the second quarter.
- At Houston (10/2), played as a reserve on special teams and recorded a tackle on coverage units.
- At Miami (10/9), tied for the team lead with one special teams tackle on coverage units.
- Against Jacksonville (10/27), played as a reserve at outside linebacker and posted a quarterback pressure.
- At Indianapolis (11/20), saw action as a reserve at outside linebacker and on special teams. Recorded a career-high four tackles on defense.
- At Chicago (11/27), played as a reserve at outside linebacker and registered a quarterback pressure. Notched a special teams tackle on coverage units.
- Against Denver (12/11), saw action as a reserve at outside linebacker and collected a tackle, his first career sack and three quarterback pressures.

Tied for the team lead with a special teams stop. Registered his first career NFL sack by dropping Trevor Siemian for a nine-yard loss in the fourth quarter.

- At Kansas City (12/18), saw action as a reserve at outside linebacker and tallied a tackle. Notched a special teams tackle on coverage units.
- At Jacksonville (12/24), played as a reserve at outside linebacker and tied a career high with four tackles. Teamed with Wesley Woodyard to stonewall Chris Ivory for a two-yard loss on a rush off right end late in the first stanza.
- Against Houston (1/1), saw action as a reserve at outside linebacker and registered two tackles.

COLLEGE:

- During a four-year career at UCLA, he played in 49 games and recorded 12 starts. His career totals included 92 tackles, seven sacks, 12.5 tackles for loss and one pass defended.
- As a senior (2015), played 13 games for the third consecutive season and set a career high with eight starts. Led the team with 12.5 tackles for loss (ninth in the Pac-12) and seven sacks (tied for fourth in the conference). Ranked sixth on the team with 65 tackles, posting at least five tackles in seven contests. Posted at least 0.5 tackles for loss in each of the last seven games of the season. Earned All-Conference honorable mention from the league's coaches.
- As a junior (2014), appeared in all 13 games with one start. Recorded 19 tackles and 0.5 tackles for loss.
- As a sophomore (2013), appeared in 13 games and recorded three starts. Totaled five tackles.
- As a redshirt freshman (2012), saw action in 10 games as a reserve linebacker and on special teams. Recorded three tackles on the season and forced one fumble.
- As a freshman (2011), redshirted.
- Graduated from UCLA in December 2015 with a degree in sociology.

PERSONAL:

- Single, splits time between Nashville and San Diego, Calif.
- Attended Rancho Bernardo (San Diego, Calif.) High School, where he was rated No. 62 among all linebackers and No. 88 among California players by rivals.com. Ranked No. 34 among outside linebackers by scout.com. Earned PrepStar All-Region honors.
- Missed his entire senior high school season due to an ankle injury.
- As a junior in high school, produced 65 tackles.
- Also participated on high school baseball (outfielder) and track and field teams (triple jump, long jump).
- Follow Wallace on Instagram at @wallace51.
- List of favorites: (TV show) "It's Always Sunny in Philadelphia"; (movie) "The Pursuit of Happyness" and "Django Unchained"; (musician or band) Outkast; (childhood sports teams) San Antonio Spurs; (athlete as a child) Ken Griffey, Jr.; (food) sushi; and (guilty pleasure) any dessert.
- Born Aaron Jon Wallace, Jr. on July 8, 1993 in Los Angeles, Calif.

AARON WALLACE'S GAME-BY-GAME

2016 Tennessee Titans																			
Date	Opp	W/L	P/S	Tot	Solo	Asst	Sk	- Yds	QBP	TFL	Int	-Yds	-TD	PD	FF	FR	- Yds	SpT	
Sept 11	Min	L	IA																
Sept 18	@ Det	W	p	3	2	1	0.0	0.0	0	0	0	0	0	0	0	0	0	0	0
Sept 25	Oak	L	IA																
Oct 2	@ Hou	L	p	0	0	0	0.0	0.0	0	0	0	0	0	0	0	0	0	0	1
Oct 9	@ Mia	W	p	0	0	0	0.0	0.0	0	0	0	0	0	0	0	0	0	0	1
Oct 16	Cle	W	IA																
Oct 23	Ind	L	IA																
Oct 27	Jax	W	p	0	0	0	0.0	0.0	1	0	0	0	0	0	0	0	0	0	0
Nov 6	@ SD	L	IA																
Nov 13	GB	W	IA																
Nov 20	@ Ind	L	p	4	2	2	0.0	0.0	0	0	0	0	0	0	0	0	0	0	0
Nov 27	@ Chi	W	p	0	0	0	0.0	0.0	1	0	0	0	0	0	0	0	0	0	1
Dec 11	Den	W	p	1	1	0	1.0	9.0	3	0	0	0	0	0	0	0	0	0	1
Dec 18	@ KC	W	p	1	1	0	0.0	0.0	0	0	0	0	0	0	0	0	0	0	1
Dec 24	@ Jax	L	p	4	3	1	0.0	0.0	0	0	0	0	0	0	0	0	0	0	0
Jan 1	Hou	W	p	2	0	2	0.0	0.0	0	0	0	0	0	0	0	0	0	0	0
Totals			9-7	10/0	15	9	6	1.0	9.0	5	0	0	0	0	0	0	0	0	5

AARON WALLACE'S NFL STATISTICS

REGULAR SEASON		TACKLES									INTERCEPTIONS					FUMBLES			
Year	Team	GP	GS	Tot	Solo	Asst	Sk	Yds	QBP	TFL	No	Yds	Lg	TD	PD	FF	FR	Yds	SpT
2016	Tennessee	10	0	15	9	6	1.0	9.0	5	0	0	0	0	0	0	0	0	0	5
NFL Totals		10	0	15	9	6	1.0	9.0	5	0	0	0	0	0	0	0	0	0	5


Single-Game Highs

Tackles - 4 (Twice, last at Jacksonville 12/24/16)

Sacks - 1 vs. Denver (12/11/16)

Quarterback Pressures - 3 vs. Denver (12/11/16)

Special Teams Tackles - 1 (Five times, last at Kansas City 12/18/16)



14 ERIC WEEMS

WIDE RECEIVER • 5'9" • 195 LBS • COLLEGE: BETHUNE-COOKMAN
 ACQUIRED: UNRESTRICTED FREE AGENT - 2017 (ATL)
 NFL EXPERIENCE (NFL/TITANS): 10/1 • HOMETOWN: ORMOND BEACH, FLA.
 GAMES PLAYED/GAMES STARTED: 135/7 (PLAYOFFS: 6/0)



Pro Bowl: 2010

PRO: The Titans signed Pro Bowl returner Eric Weems during the 2017 offseason to add veteran presence and leadership to the special teams unit. Originally signed as an undrafted rookie free agent with the Atlanta Falcons in 2007, Weems' extensive special teams experience is evident through his decorated nine-year career in the NFL. He was named to the 2010 Pro Bowl as a return specialist after ranking third in the NFL with a career-high 27.5 yard kickoff return average, and posting both one kick and punt return touchdown. He has also tallied 353 receiving yards with four touchdowns over his career as a Falcon (2007-11, 14-16) and as a Chicago Bear (2012-13). He has tallied 102 total special teams tackles over 10 seasons. Weems handled return duties in six playoff games with Atlanta, most recently in Super Bowl LI.

CAREER HIGHLIGHTS:

- Elected to the Pro Bowl as a return specialist in 2010 after ranking third in the NFL with a career-high 27.5 yard kickoff return average and posting both one kick and punt return touchdown, respectively. Set a Falcons franchise record when he returned a kickoff 102 yards for a touchdown at Tampa Bay (12/5). Weems then tied that long with a 102-yard return for a touchdown in the Divisional Playoff game against Green Bay (1/15/11). Also returned a 55-yard punt for a touchdown at Carolina (12/12) to add to his Pro Bowl season resume.
- In 2009, scored two touchdowns in two contests as a reserve wide receiver for Atlanta including a 30-yard score at Dallas (10/25). Both touchdown receptions came in the fourth quarter.
- Weems has participated in all 16 regular season games for eight consecutive seasons (2009-16) with Atlanta and Chicago.

TITANS TIDBITS:

- After competing in Super Bowl LI as a member of the Atlanta Falcons, Weems presented his alma mater, Seabreeze (Fla.) High School, with a golden football to commemorate his participation.

CAREER TRANSACTIONS:

- The Ormond Beach, Fla., native signed with the Atlanta Falcons as an undrafted free agent on May 1, 2007.
- Waived by the Falcons on Sept. 3, 2007 and signed to the practice squad the next day on Sept. 4, 2007.
- Signed by the Falcons to the active roster from the practice squad on Dec. 30, 2007.
- Waived by the Falcons on Aug. 31, 2008.
- Signed by the Falcons to the practice squad on Sept. 3, 2008.
- Signed by the Falcons to the active roster from the practice squad on Nov. 19, 2008.
- Signed by the Chicago Bears as an unrestricted free agent on March 14, 2012.
- Waived by the Bears on Aug. 16, 2014.
- Signed by the Falcons on Aug. 21, 2014.
- Signed by the Titans as an unrestricted free agent on March 11, 2017.

SEASON RECAPS:

2016 (16/0, 3/0 - Atlanta): Played in all 16 games as a return specialist. Brought back 24 punts for 273 yards with a career-long of 73 as well as 17 kick returns for 391 yards with a 23-yard kick return average. Appeared as a return specialist for all three of Atlanta's postseason contests including Super Bowl LI. Posted three punt returns for 24 yards and four kick returns for 66 yards in the postseason. Recorded 15 total special teams tackles.

- At Oakland (9/18), returned two punts for 73 yards including a career-long of 73.

- Against Green Bay (10/30), returned two punts for 28 yards.
- Against Seattle (1/14/17) in the NFC Divisional Playoff game, returned one punt for 10 yards and one kick for 18 yards.
- Against Green Bay (1/22/17) in the NFC Championship game, returned one punt for 14 yards and one kick for 23 yards.
- Against New England (2/5/17) in Super Bowl LI, returned two kicks for 25 yards with a long of 14.

2015 (16/0 - Atlanta): Saw action in 16 games as a return specialist and reserve wide receiver. Totaled 221 yards on 19 returned punts with a long of 41 and racked up 403 kick return yards on 15 attempts with an average of 26.9 yards. Caught one pass for 11 yards, tallied four rushing yards on one attempt and notched eight special teams tackles on the season.

- Against Philadelphia (9/14), returned two punts for 18 yards and three kicks for 59 yards with a long of 26.
- Against Tampa Bay (11/1), posted 58 kick return yards on two attempts and returned two punts for 23 yards with a long of 24. Made his lone reception of the season for 11 yards.
- At San Francisco (11/8), recorded a season-high 76 punt return yards on four attempts with a long of 41, as well as 115 kick return yards on four attempts with a long of 50.
- At Jacksonville (12/20), rushed the ball once and tallied four yards on the ground.

2014 (16/0 - Atlanta): Appeared in all 16 games for the Falcons on special teams and as a reserve receiver. Posted 10 receptions for 102 yards and two touchdowns, forced one fumble, recovered two fumbles and made 13 special teams tackles. Also handled kick return duties in one contest when he returned two kicks for 34 yards.

- Against Tampa Bay (9/18), caught four passes for 69 yards and made one special teams tackle.
- At New York Giants (10/5), forced one fumble and had one fumble recovery on special teams.
- At Green Bay (12/8), caught a five-yard touchdown pass and returned two kicks for 34 yards with a long of 17.
- At New Orleans (12/21), scored one touchdown on a three-yard pass.

2013 (16/0 - Chicago): Played in all 16 games as a core member of the Bears' special teams unit. Recorded 13 special teams tackles and handled kick return duties in four contests, posting 57 yards on five kicks with a long of 19. Also caught one pass for eight yards on the season.

- At Pittsburgh (9/22), returned one kick for 15 yards.
- At Washington (10/20), returned two kicks for 23 yards and forced one fumble on special teams. Also tacked on two special teams tackles.
- At Philadelphia (12/22), caught an eight-yard pass and returned one kick for 19 yards.

2012 (16/1 - Chicago): Appeared in 16 games with one start in his first season with the Bears. Returned 13 kickoffs for 231 yards and a long of 27, caught two passes for 27 yards, recovered three fumbles and logged 12 special teams tackles.

- Against Detroit (10/22), returned one kick for 27 yards.
- Against Minnesota (11/25), caught one pass for nine yards and returned three kicks for 65 yards.
- Against Seattle (12/2), made one 18-yard reception and recovered one fumble. Also returned three kicks for 65 yards and a long of 22.
- At Minnesota (12/9), returned four kicks for 59 yards.

2011 (16/2, 1/0 - Atlanta): Appeared in all 16 games and made two starts

as a reserve wide receiver. Caught 11 passes for 90 yards, returned 32 punts for a career-high 315 yards, brought back 24 kicks for 563 yards and posted 12 special teams tackles.

- Against Philadelphia (9/18), logged 78 kick return yards on three attempts with a long of 36. Also recorded one 19-yard punt return.
- At Detroit (10/23), tallied 62 punt return yards on four attempts and 82 kick return yards on three attempts.
- Against New Orleans (11/13), posted three receptions for 25 yards and returned two kicks for 41 yards.
- Against Minnesota (11/27), racked up 54 punt return yards on two attempts and 52 kick return yards on two attempts.
- At New Orleans (12/26), caught three passes for 33 yards and returned one kick for 27 yards.
- In Atlanta's Wild Card loss at New York Giants (1/8/12), tallied 83 kick return yards on four attempts.

2010 (16/4, 1/0 - Atlanta): Elected to the Pro Bowl after posting a career-high kickoff return average of 27.5 yards, which ranked third in the NFL. Also added one kick return touchdown and one punt return touchdown during his Pro Bowl season. Competed in all 16 games with four starts at wide receiver and return specialist. Totaled six receptions for 61 yards, 40 kickoff returns for 1,100 yards with a career-high long of 102 and one touchdown, as well as 18 punt returns for 230 yards and one touchdown. Posted a career-high 16 special teams tackles. Named to the Pro Football Writer's All-NFL Team and was the NFC Special Teams Player of the Month for December.

- At Pittsburgh (9/12), notched four receptions for 36 yards, returned two punts for 20 yards and one kick for 19 yards.
- At San Francisco (10/3), returned two punts for 32 yards and three kicks for 77 yards.
- Against Cincinnati (10/24), posted a career-high 168 kick return yards on six attempts.
- At Tampa Bay (12/5), set a franchise record with a 102-yard kickoff return for a touchdown. Finished the day with 163 kickoff return yards on four attempts, one punt return for 10 yards and one touchdown.
- At Carolina (12/12), started at wide receiver and contributed as a return specialist where he returned a 55-yard punt for a touchdown. Also posted one reception for seven yards and returned one kick for 20 yards. Completed the contest with 75 punt return yards on three attempts.
- Against Green Bay (1/15/11) in the Divisional Playoff game, handled kickoff return duties and tied his season-high kick return long with a 102-yard return for a touchdown. Finished the day with 195 return yards on six kicks and one touchdown.

2009 (16/0 - Atlanta): Saw action in all 16 games at receiver and return specialist. Posted a career-high 1,214 kickoff return yards, which ranked eighth in the NFL and fourth in the NFC, on a career-high 48 attempts. Also added 270 punt return yards on 27 punts, 10 special teams tackles, 53 yards on eight carries and six receptions for 50 yards.

- At New England (9/27), returned five kicks for 139 yards and a long of 41. Averaged 27.8 yards per return.
- Against Chicago (10/18), tallied 117 kick return yards on three attempts. Added one punt return for 20 yards.
- At Dallas (10/25), caught two passes for 33 yards, including a 30-yard touchdown pass. Added two punt returns for nine yards and three kick returns for 78 yards.
- At New Orleans (11/2), posted 132 kick return yards on five kicks.
- Against Philadelphia (12/6), racked up 157 kick return yards on six attempts and returned two punts for 20 yards.
- Against New Orleans (12/13), rushed for 19 yards on two carries and caught one pass for three yards. Also returned one kickoff for 37 yards.
- Against Buffalo (12/27), rushed for 17 yards on two attempts. Returned five punts for 64 yards and two kicks for 52 yards.

2008 (6/0, 1/0 - Atlanta): Appeared in six games on the season. Posted three special teams tackles, one 19-yard kick return and one reception for four yards.

- Against Carolina (11/23), caught one pass for four yards.
- At San Diego (11/30), returned one kick for 19 yards.
- At Arizona (1/3/09) in the Falcons' Wild Card loss, saw action but did not record a statistic.

2007 (1/0 - Atlanta): Signed with the Falcons as an undrafted rookie free agent and spent most of the season on the practice squad before being signed to the active roster on Dec. 30. Against Seattle (12/30), made his

NFL debut in Week 17 on offense but did not record a statistic.

COLLEGE:

- Appeared in 44 games over his four-year career as a wide receiver and return specialist at Bethune-Cookman. Totaled 185 catches for 2,587 yards and 20 touchdowns, and gained 1,504 rushing yards on 205 carries with 23 rushing touchdowns. Weems also returned 19 punts for 331 yards and one touchdown with an average of 17.4, and brought back three kicks for nine yards. He averaged 100.7 career all-purpose yards per game and notched seven career tackles.
- As a senior (2006), appeared in 11 games with 11 starts. Totaled career highs in receptions with 69, receiving yards with 918 and touchdowns with nine. Added 145 rushing yards on 27 attempts, two kick returns for 14 yards and 19 punt returns for 331 yards and one touchdown.
- Tallied the sixth-most touchdowns scored in a single season in MEAC history with 10.
- As a junior (2005), played in 11 contests and made 10 starts. Caught 37 passes for 417 yards and three touchdowns, and posted 594 rushing yards on 82 attempts with 11 touchdowns. Totaled 1,011 all-purpose yards on the year.
- As a sophomore (2004), saw action in 10 games. Notched team-highs in receptions with 35 and receiving yards with 539 and scored two touchdowns. Also posted a team-high 541 rushing yards on 55 attempts with eight touchdowns.
- As a freshman (2003), appeared in 12 games and logged team-highs in receptions with 44, yards with 713 and receiving touchdowns with six. Rushed for 224 yards on 41 carries and four touchdowns.

PERSONAL:

- Attended Seabreeze (Ormond Beach, Fla.) High School, where he was named an all-state and all-area athlete. Recorded 97 tackles, two sacks and team MVP honors as a defensive back his senior year.
- Played basketball in high school where he averaged 23.5 points per game and earned all-area honors.
- Follow Weems on Instagram @yougongetthiswork.
- Follow Weems on Twitter @EricWeems.
- Born Eric Weems on July 4, 1985 in Ormond Beach, Fla.

ERIC WEEMS' TITANS GAME-BY-GAME

2007 Atlanta Falcons					PUNT RETURNS					KICKOFF RETURNS				
Date	Opp	W-L	GP / GS	No	FC	Yds	Avg	Lg	TD	No	Yds	Avg	Lg	TD
Sept 9	@ Min	L	PS											
Sept 16	@ Jax	L	PS											
Sept 23	Car	L	PS											
Sept 30	Hou	W	PS											
Oct 7	@ Ten	L	PS											
Oct 15	NYG	L	PS											
Oct 21	@ NO	L	PS											
Nov 4	SF	W	PS											
Nov 11	@ Car	W	PS											
Nov 18	TB	L	PS											
Nov 22	Ind	L	PS											
Dec 2	@ StL	L	PS											
Dec 10	NO	L	PS											
Dec 16	@ TB	L	PS											
Dec 23	@ Ari	L	PS											
Dec 30	Sea	W	p	0	0	0	-	-	0	0	0	-	0	0
Totals	4-12	1/0	0	0	0	-	-	0	0	0	-	0	0	0

2008 Atlanta Falcons					PUNT RETURNS					KICKOFF RETURNS				
Date	Opp	W-L	GP / GS	No	FC	Yds	Avg	Lg	TD	No	Yds	Avg	Lg	TD
Sept 7	Det	W	PS											
Sept 14	@ TB	L	PS											
Sept 21	KC	W	PS											
Sept 28	@ Car	L	PS											
Oct 5	@ GB	W	PS											
Oct 12	Chi	W	PS											
Oct 26	@ Phi	L	PS											
Nov 2	@ Oak	W	PS											
Nov 9	NO	W	PS											
Nov 16	Den	L	PS											
Nov 23	Car	W	p	0	0	0	-	-	0	0	0	-	-	0
Nov 30	@ SD	W	p	0	0	0	-	-	0	1	19	19.0	19	0
Dec 7	@ NO	L	p	0	0	0	-	-	0	0	0	-	-	0
Dec 14	TB	W	p	0	0	0	-	-	0	0	0	-	-	0
Dec 21	@ Min	W	p	0	0	0	-	-	0	0	0	-	-	0
Dec 28	StL	W	p	0	0	0	-	-	0	0	0	-	-	0
Totals	11-5	6/0	0	0	0	0.0	0	0	0	1	19	19.0	0	0
Postseason														
Jan 3	@ Ari	L	p	0	0	0	-	-	0	0	0	-	-	0
Totals	0-1	1/0	0	0	0	-	-	0	0	0	-	-	0	0

2009 Atlanta Falcons					PUNT RETURNS					KICKOFF RETURNS				
Date	Opp	W-L	GP / GS	No	FC	Yds	Avg	Lg	TD	No	Yds	Avg	Lg	TD
Sept 13	Mia	W	p	3	1	31	10.3	18	0	1	14	14.0	14	0
Sept 20	Car	W	p	0	0	0	-	-	0	2	63	31.5	41	0
Sept 27	@ NE	L	p	0	1	0	-	-	0	5	139	27.8	34	0
Oct 11	@ SF	W	p	4	0	18	4.5	10	0	2	39	19.5	20	0
Oct 18	Chi	W	p	1	2	20	20.0	20	0	3	117	39.0	62	0
Oct 25	@ Dal	L	p	2	1	9	4.5	10	0	3	78	26.0	29	0
Nov 2	@ NO	L	p	1	1	9	9.0	9	0	5	132	26.4	33	0
Nov 8	Was	W	p	2	0	12	6.0	10	0	4	99	24.8	38	0
Nov 15	@ Car	L	p	2	1	37	18.5	24	0	1	28	28.0	28	0
Nov 22	@ NYG	L	p	2	1	24	12.0	17	0	4	93	23.3	30	0
Nov 29	TB	W	p	1	1	18	18.0	18	0	4	76	19.0	31	0
Dec 6	Phi	L	p	2	0	20	10.0	14	0	6	157	26.2	29	0
Dec 13	NO	L	p	0	1	0	-	-	0	1	37	37.0	37	0
Dec 20	@ NYJ	W	p	1	2	8	8.0	8	0	2	26	13.0	20	0
Dec 27	Buf	W	p	5	0	64	12.8	28	0	2	52	26.0	32	0
Jan 3	@ TB	W	p	1	2	0	0.0	0	0	3	64	21.3	24	0
Totals	9-7	16/0	27	14	270	10.0	28	0	0	48	1214	25.3	62	0

2010 Atlanta Falcons					PUNT RETURNS					KICKOFF RETURNS				
Date	Opp	W-L	GP / GS	No	FC	Yds	Avg	Lg	TD	No	Yds	Avg	Lg	TD
Sept 12	@ Pit	L	p	2	3	20	10.0	14	0	1	19	19.0	19	0
Sept 19	Ari	W	s	1	2	17	17.0	17	0	1	30	30.0	30	0
Sept 26	@ NO	W	p	0	0	0	-	-	0	3	76	25.3	35	0
Oct 3	SF	W	p	2	2	32	16.0	19	0	3	77	25.7	30	0
Oct 10	@ Cle	W	s	1	0	8	8.0	8	0	3	66	22.0	32	0
Oct 17	@ Phi	L	p	1	0	18	18.0	18	0	3	70	23.3	29	0

Oct 24	Cin	W	p	0	2	0	-	-	0	5	168	28.0	55	0
Nov 7	TB	W	p	0	1	0	-	-	0	3	70	23.3	34	0
Nov 11	Bal	W	s	1	2	16	16.0	16	0	1	33	33.0	33	0
Nov 21	@ StL	W	p	1	3	11	11.0	11	0	4	120	30.0	55	0
Nov 28	GB	W	p	0	0	0	-	-	0	3	93	31.0	40	0
Dec 5	@ TB	W	p	1	1	10	10.0	10	0	4	163	40.8	102t	1
Dec 12	@ Car	W	s	2	1	5	2.5	5	0	1	23	23.0	23	0
Dec 19	@ Sea	W	p	1	0	12	12.0	12	0	1	46	46.0	46	0
Dec 27	NO	L	p	2	0	6	3.0	4	0	2	26	13.0	18	0
Jan 2	Car	W	p	3	2	75	25.0	55t	1	1	20	20.0	20	0
Totals	9-7	16/4	18	19	230	12.8	55t	1	0	40	1100	27.5	102t	1
Postseason														
Jan 15	GB	L	p	0	0	0	-	-	0	6	195	32.5	102t	1
Totals	0-1	1/0	0	0	0	-	-	0	0	6	195	32.5	102t	1

2011 Atlanta Falcons					PUNT RETURNS					KICKOFF RETURNS				
Date	Opp	W-L	GP / GS	No	FC	Yds	Avg	Lg	TD	No	Yds	Avg	Lg	TD
Sept 11	@ Chi	L	p	3	1	10	3.3	8	0	2	33	16.5	20	0
Sept 18	Phi	W	p	1	1	19	19.0	19	0	3	78	26.0	36	0
Sept 25	@ TB	L	p	2	1	16	8.0	13	0	3	58	19.3	25	0
Oct 2	@ Sea	W	p	2	1	24	12.0	13	0	1	19	19.0	19	0
Oct 9	GB	L	p	1	1	3	3.0	3	0	1	28	28.0	28	0
Oct 16	Car	W	p	1	1	8	8.0	8	0	1	22	22.0	22	0
Oct 23	@ Det	W	p	4	1	62	15.5	37	0	3	82	27.3	37	0
Nov 6	@ Ind	W	p	3	2	19	6.3	11	0	0	0	-	-	0
Nov 13	NO	L	p	0	1	0	-	-	0	2	41	20.5	25	0
Nov 20	Ten	W	s	2	2	27	13.5	16	0	0	0	-	-	0
Nov 27	Min	W	p	4	2	54	13.5	42	0	2	52	26.0	26	0
Dec 4	@ Hou	L	p	2	0	22	11.0	11	0	2	47	23.5	30	0
Dec 11	@ Car	W	p	2	1	14	7.0	12	0	1	23	23.0	23	0
Dec 15	Jax	W	p	4	2	28	7.0	10	0	2	53	26.5	29	0
Dec 26	@ NO	L	s	0	1	0	-	-	0	1	27	27.0	27	0
Jan 1	TB	W	p	1	1	9	9.0	9	0	0	0	-	-	0
Totals	10-6	16/2	32	19	315	9.8	42	0	0	24	563	23.5	37	0
Postseason														
Jan 8	@ NYG	L	p	0	0	0	-	-	0	4	83	20.8	27	0
Totals	0-1	1/0	0	0	0	-	-	0	0	4	83	20.8	27	0

2012 Chicago Bears					PUNT RETURNS					KICKOFF RETURNS				
Date	Opp	W-L	GP / GS	No	FC	Yds	Avg	Lg	TD	No	Yds	Avg	Lg	TD
Sept 9	Ind	W	p	0	0	0	-	-	0	0	0	-	-	0
Sept 13	@ GB	L	p	0	0	0	-	-	0	0	0	-	-	0
Sept 23	StL	W	p	0	0	0	-	-	0	0	0	-	-	0
Oct 1	@ Dal	W	p	0	0	0	-	-	0	0	0	-	-	0
Oct 7	@ Jax	W	p	0	0	0	-	-	0	0	0	-	-	0
Oct 22	Det	W	p	0	1	0	-	-	0	1	27	27.0	27	0
Oct 28	Car	W	p	0	0	0	-	-	0	1	3	3.0	3	0
Nov 4	@ Ten	W	p	0	0	0	-	-	0	0	0	-	-	0
Nov 11	Hou	L	p	0	0	0	-	-	0	0	0	-	-	0
Nov 19	@ SF	L	p	0	0	0	-	-	0	0	0	-	-	0
Nov 25	Min	W	p	0	0	0	-	-	0	3	65	21.7	27	0
Dec 2	Sea	L	p	1	0	0	0.0	0	0	3	65	21.7	22	0
Dec 9	@ Min	L	s	0	0	0	-	-	0	4	59	14.8	18	0
Dec 16	GB	L	p	0	0	0	-	-	0	0	0	-	-	0
Dec 23	@ Ari	W	p	0	0	0	-	-	0	1	12	12.0	12	0
Dec 30	@ Det	W	p	0	0	0	-	-	0	0	0	-	-	0
Totals	10-6	16/1	1	1	0	0.0	0	0	0	13	231	17.8	27	

ERIC WEEMS' TITANS GAME-BY-GAME

Dec 1	@ Min	L	p	0	0	0	-	-	0	0	0	-	-	0
Dec 9	Dal	W	p	0	0	0	-	-	0	0	0	-	-	0
Dec 15	@ Cle	W	p	0	0	0	-	-	0	0	0	-	-	0
Dec 22	@ Phi	L	p	0	0	0	-	-	0	1	19	19.0	19	0
Dec 29	GB	L	p	0	0	0	-	-	0	1	0	0.0	0	0
Totals		8-8	16/0	0	1	0	-	-	0	5	57	11.4	19	0

2014 Atlanta Falcons			PUNT RETURNS							KICKOFF RETURNS				
Date	Opp	W-L	GP / GS	No	FC	Yds	Avg	Lg	TD	No	Yds	Avg	Lg	TD
Sept 7	NO	W	p	0	0	0	-	-	0	0	0	-	-	0
Sept 14	@ Cin	L	p	0	0	0	-	-	0	0	0	-	-	0
Sept 18	TB	W	p	0	0	0	-	-	0	0	0	-	-	0
Sept 28	@ Min	L	p	0	0	0	-	-	0	0	0	-	-	0
Oct 5	@ NYG	L	p	0	0	0	-	-	0	0	0	-	-	0
Oct 12	Chi	L	p	0	0	0	-	-	0	0	0	-	-	0
Oct 19	@ Bal	L	p	0	0	0	-	-	0	0	0	-	-	0
Oct 26	Det	L	p	0	0	0	-	-	0	0	0	-	-	0
Nov 9	@ TB	W	p	0	0	0	-	-	0	0	0	-	-	0
Nov 16	@ Car	W	p	0	0	0	-	-	0	0	0	-	-	0
Nov 23	Cle	L	p	0	0	0	-	-	0	0	0	-	-	0
Nov 30	Ari	W	p	0	0	0	-	-	0	0	0	-	-	0
Dec 8	@ GB	L	p	0	0	0	-	-	0	2	34	17.0	17	0
Dec 14	Pit	L	p	0	0	0	-	-	0	0	0	-	-	0
Dec 21	@ NO	W	p	0	0	0	-	-	0	0	0	-	-	0
Dec 28	Car	L	p	0	0	0	-	-	0	0	0	-	-	0
Totals		6-10	16/0	0	0	0	-	-	0	2	34	17.0	17	0

2015 Atlanta Falcons			PUNT RETURNS							KICKOFF RETURNS				
Date	Opp	W-L	GP / GS	No	FC	Yds	Avg	Lg	TD	No	Yds	Avg	Lg	TD
Sept 14	Phi	W	p	2	1	18	9.0	9	0	3	59	19.7	26	0
Sept 20	@ NYG	W	p	1	2	10	10.0	10	0	1	21	21.0	21	0
Sept 27	@ Dal	W	p	0	4	0	-	-	0	1	23	23.0	23	0
Oct 4	Hou	W	p	2	1	29	14.5	18	0	1	29	29.0	29	0
Oct 11	Was	W	p	2	1	14	7.0	8	0	0	0	-	-	0
Oct 15	@ NO	L	p	2	0	21	10.5	11	0	0	0	-	-	0
Oct 25	@ Ten	W	p	1	3	12	12.0	12	0	1	28	28.0	28	0
Nov 1	TB	L	p	2	1	23	11.5	24	0	2	58	29.0	31	0
Nov 8	@ SF	L	p	4	1	76	19.0	41	0	4	115	28.8	50	0
Nov 22	Ind	L	p	1	2	1	1.0	1	0	1	26	26.0	26	0
Nov 29	Min	L	p	2	0	17	8.5	10	0	1	44	44.0	44	0
Dec 6	@ TB	L	p	0	0	0	-	-	0	0	0	-	-	0
Dec 13	@ Car	L	p	0	0	0	-	-	0	0	0	-	-	0
Dec 20	@ Jax	W	p	0	0	0	-	-	0	0	0	-	-	0
Dec 27	Car	W	p	0	0	0	-	-	0	0	0	-	-	0
Jan 3	NO	L	p	0	0	0	-	-	0	0	0	-	-	0
Totals		8-8	16/0	19	16	221	11.6	41	0	15	403	26.9	50	0

2016 Atlanta Falcons			PUNT RETURNS							KICKOFF RETURNS				
Date	Opp	W-L	GP / GS	No	FC	Yds	Avg	Lg	TD	No	Yds	Avg	Lg	TD
Sept 11	TB	L	p	2	3	22	11.0	13	0	3	85	28.3	34	0
Sept 18	@ Oak	W	p	2	1	73	36.5	73	0	0	0	-	-	0
Sept 26	@ NO	W	p	0	0	0	-	-	0	2	54	27.0	42	0
Oct 2	Car	W	p	3	0	25	8.3	18	0	1	0	0.0	0	0
Oct 9	@ Den	W	p	1	3	7	7.0	7	0	1	17	17.0	17	0
Oct 16	@ Sea	L	p	1	2	11	11.0	11	0	2	46	23.0	28	0
Oct 23	SD	L	p	1	1	0	0.0	0	0	0	0	-	-	0
Oct 30	GB	W	p	2	0	28	14.0	18	0	1	21	21.0	21	0
Nov 3	@ TB	W	p	2	1	1	0.5	1	0	2	54	27.0	29	0
Nov 13	@ Phi	L	p	1	0	9	9.0	9	0	3	74	24.7	28	0
Nov 27	Ari	W	p	2	1	6	3.0	5	0	1	23	23.0	23	0
Dec 4	KC	L	p	1	0	-1	-1.0	-1	0	1	17	17.0	17	0
Dec 11	@ LA	W	p	0	4	0	-	-	0	0	0	-	-	0
Dec 18	SF	W	p	2	4	42	21.0	42	0	0	0	-	-	0
Dec 24	@ Car	W	p	1	1	11	11.0	11	0	0	0	-	-	0
Jan 1	NO	W	p	3	0	39	13.0	16	0	0	0	-	-	0
Totals		11-5	16/0	24	21	273	11.4	73	0	17	391	23.0	42	0

Postseason			PUNT RETURNS							KICKOFF RETURNS				
Date	Opp	W-L	GP / GS	No	FC	Yds	Avg	Lg	TD	No	Yds	Avg	Lg	TD
Jan 14	Sea	W	p	1	0	10	10.0	10	0	1	18	18.0	18	0
Jan 22	GB	W	p	1	1	14	14.0	14	0	1	23	23.0	23	0
Feb 5	NE	L	p	1	2	0	0.0	0	0	2	25	12.5	14	0
Totals		2-1	3/0	3	3	24	8.0	14	0	4	66	16.5	23	0

ERIC WEEMS' NFL STATISTICS

REGULAR SEASON		RECEIVING						RUSHING					
Year	Team	GP	GS	No	Yds	Avg	Lg	TD	Att	Yds	Avg	Lg	TD
2007	Atlanta	1	0	0	0	0.0	0	0	0	0	0.0	0	0
2008	Atlanta	6	0	1	4	4.0	4	0	0	0	0.0	0	0
2009	Atlanta	16	0	6	50	8.3	30t	2	8	53	6.6	31	0
2010	Atlanta	16	4	6	61	10.2	18	0	0	0	0.0	0	0
2011	Atlanta	16	2	11	90	8.2	18	0	0	0	0.0	0	0
2012	Chicago	16	1	2	27	13.5	18	0	0	0	0.0	0	0
2013	Chicago	16	0	1	8	8.0	8	0	0	0	0.0	0	0
2014	Atlanta	16	0	10	102	10.2	40	2	0	0	0.0	0	0
2015	Atlanta	16	0	1	11	11.0	11	0	1	4	4.0	4	0
2016	Atlanta	16	0	0	0	0	0	0	0	0	0.0	0	0
NFL Totals		135	7	38	353	9.3	40	4	9	57	6.3	15	0

REGULAR SEASON		PUNT RETURNS						KICKOFF RETURNS					
Year	Team	No	FC	Yds	Avg	Lg	TD	No	Yds	Avg	Lg	TD	
2007	Atlanta	0	0	0	-	-	0	0	0	-	-	0	
2008	Atlanta	0	0	0	-	-	0	1	19	19.0	19	0	
2009	Atlanta	27	14	270	10.0	28	0	48	1,214	25.3	62	0	
2010	Atlanta	18	19	230	12.8	55t	1	40	1,100	27.5	102t	1	
2011	Atlanta	32	19	315	9.8	42	0	24	563	23.5	37	0	
2012	Chicago	1	1	0	0.0	0	0	13	231	17.8	27	0	
2013	Chicago	0	1	0	0.0	0	0	5	57	11.4	19	0	
2014	Atlanta	0	0	0	-	-	0	2	34	17.0	17	0	
2015	Atlanta	19	16	221	11.6	41	0	15	403	26.9	50	0	
2016	Atlanta	24	21	273	11.4	73	0	17	391	23.0	42	0	
NFL Totals		121	91	1,309	10.8	73	1	165	4,012	24.3	102t		

POSTSEASON		PUNT RETURNS						KICKOFF RETURNS					
Year	Team	No	FC	Yds	Avg	Lg	TD	No	Yds	Avg	Lg	TD	
2008	Atlanta	0	0	0	-	-	0	0	0	0.0	-	0	
2010	Atlanta	0	0	0	-	-	0	6	195	32.5	102t	1	
2011	Atlanta	0	0	0	-	-	0	4	83	20.8	27	0	
2016	Atlanta	3	3	24	8.0	14	0	4	66	16.5	23	0	
NFL Totals		3	3	24	8.0	14	0	14	344	24.6	102t	1	

Single-Game Highs

Receptions - 4 (Twice, last vs. Tampa Bay 9/18/14)
 Receiving Yards - 69 vs. Tampa Bay (9/18/14)
 Long Reception - 40 vs. Tampa Bay (9/18/14)
 Punt Returns - 5 vs. Buffalo (12/27/09)
 Punt Return Yards - 76 at San Francisco (11/8/15)
 Punt Return Long - 73 at Oakland (9/18/16)
 Punt Return Touchdown - 1 vs. Carolina (1/2/11)
 Kickoff Returns - 6 (Twice, last vs. Cincinnati 10/24/10)
 Kickoff Return Yards - 168 vs. Cincinnati (10/24/10)
 Kickoff Return Long - 102t at Tampa Bay (12/5/10)
 Kickoff Touchdown - 1 at Tampa Bay (12/5/10)

Playoff Single-Game Highs

Punt Returns - 1 (Three times, last vs. New England 2/5/17)
 Punt Return Yards - 14 vs. Green Bay (1/22/17)
 Punt Return Long - 14 vs. Green Bay (1/22/17)
 Kickoff Returns - 6 vs. Green Bay (1/22/17)
 Kickoff Return Yards - 195 vs. Green Bay (1/22/17)
 Kickoff Return Long - 102t vs. Green Bay (1/22/17)
 Kickoff Touchdown - 1 vs. Green Bay (1/22/17)

Additional Statistics

Special Teams Tackles - 15 (2016), 8 (2015), 13 (2014), 13 (2013), 12 (2012), 12 (2011), 16 (2010), 10 (2009), 3 (2008)
 Fumbles Forced - 1 (Twice, last at New York Giants 10/5/14)
 Fumbles Recovered - 1 (Six times, last at Baltimore 10/19/14)



96 SYLVESTER WILLIAMS

NOSE TACKLE • 6'2" • 313 LBS • COLLEGE: NORTH CAROLINA
 ACQUIRED: UNRESTRICTED FREE AGENT (DENVER) - 2017
 NFL EXPERIENCE (NFL/TITANS): 5/1 • HOMETOWN: JEFFERSON CITY, MO.
 GAMES PLAYED/GAMES STARTED: 60/48 (PLAYOFFS: 7/6)



Super Bowl: 2015

PRO: Early in the 2017 NFL's unrestricted free agency period, the Titans reached a deal to bring former Denver Broncos nose tackle Sylvester Williams to Tennessee. The University of North Carolina product was originally drafted by the Broncos in the first round of the 2013 NFL Draft. The massive 6-foot-2-inch, 313-pound lineman provides stability and a run-stuffing presence in the middle of the Titans defensive line. He appeared in 60 games (48 starts) in four seasons in Denver and was a key member of the Super Bowl 50 Championship squad. A permanent starter from 2014-16, Williams helped the Broncos defense rank eighth in the NFL in rushing yards allowed during that time, surrendering only 97.9 yards per game on the ground.

CAREER HIGHLIGHTS:

- During his first four NFL seasons in Denver, Williams played in 60 games in the regular season and seven postseason contests. His regular season totals with the Broncos included 64 tackles, 4.5 sacks, one pass defended, one forced fumble and one blocked field goal.
- In 2015, Williams helped the Broncos defense finish first overall in the NFL (283.1 yards per game) en route to winning Super Bowl 50.
- In 2014, Williams helped the Broncos defense finish second against the run and set a franchise record for opponents' average rushing yards per game (79.8).

TITANS TIDBITS:

- After high school, Williams, who only played one season of football in high school, worked the night shift at Modine Manufacturing Company in Jefferson City, Mo., making radiator parts for large trucks before enrolling in college.

CAREER TRANSACTIONS:

- The Jefferson City, Mo., native was originally selected by the Denver Broncos in the first round (28th overall) of the 2013 NFL Draft.
- Signed by the Titans as an unrestricted free agent on March 14, 2017.

SEASON RECAPS:

2016 (16/16 - Denver): Started all 16 games for the first time in his career, totaling a career-high 29 tackles, one sack and one pass defended.

- At Tampa Bay (10/2), notched two solo tackles and one sack, dropping Jameis Winston for a seven-yard loss.
- At San Diego (10/13), posted three tackles.
- Against Houston (10/24), notched three tackles.
- At Oakland (11/6), matched his career high with five tackles.
- At New Orleans (11/13), tallied three solo tackles.
- Against Kansas City (11/27), recorded one solo tackle and one pass defended

2015 (15/15, 3/3 - Denver): Opened all 15 regular season games played, finishing with a then-career-best 25 tackles and a career-high 2.5 sacks for the league's top-ranked defense (283.1 yards per game). Tallied a pair of tackles and one pass defended in Denver's three postseason contests.

- At Detroit (9/27), posted three tackles and one sack.
- Against Minnesota (10/4), notched a half sack and four tackles.
- At Oakland (10/11), blocked a 38-yard field goal attempt and added a tackle.
- Against Carolina (2/7), posted two tackles and a pass defended in Denver's Super Bowl 50 victory against the Panthers.

2014 (16/13, 1/0 - Denver): Played all 16 games in the regular season,

including 13 starts. He totaled 21 tackles and one pass defended while contributing to a defensive line that allowed just 79.8 rushing yards per game—the lowest single-season figure in team history and second-best mark in the NFL in 2014.

- At Seattle (9/21), recorded a season-high four tackles.

2013 (13/4, 3/3 - Denver): Appeared in 13 games with four starts as a rookie, totaling 19 tackles, two sacks, five tackles for loss and one fumble recovery. Contributed two tackles on special teams. Started all three playoff games and totaled three postseason tackles.

- Against Baltimore (9/5), recorded one solo tackle for loss in his NFL debut.
- Against Tennessee (12/8), recorded his first career NFL start.
- Against San Diego (12/12), registered his first career sack and tallied a career-best five tackles.
- At Houston (12/22), led the defense with three tackles for loss.
- At Oakland (12/29), recorded his first career fumble recovery.
- Against Seattle (2/2/14), started and posted two tackles in Super Bowl XLVIII.

COLLEGE:

- Started all 45 games played during his collegiate career at the University of North Carolina (2011-12) and Coffeyville Community College (2009-10), totaling 184 tackles (84 solo), 15.5 sacks, one interception, five passes defended, two forced fumbles and four blocked kicks.
- Named a first-team All-America and All-Atlantic Coast Conference selection following his senior campaign for the Tar Heels in which his six sacks tied for the league lead among defensive tackles.
- Started all 13 games in his first season at North Carolina in 2011 and was the recipient of the team's Jeffrey Cowell Memorial Award given to the outstanding first-year player for the defense.
- Opened all 20 contests at Coffeyville C.C., working his way up from a walk-on in 2009 to a first-team All-Kansas Jayhawk Community College Conference pick in 2010.
- Graduated from North Carolina with a degree in communications.

PERSONAL:

- Played just one season of prep football at Jefferson City (Mo.) High School, making the team as a 310-pound senior and helping the school achieve a final ranking of No. 12 in the state and win the Freelance Football League title.
- Follow Williams on Twitter at @Sylwil92.
- Follow Williams on Snapchat at @Slynineduece.
- Born Sylvester Williams on Nov. 21, 1988 in Jefferson City, Mo.

SYLVESTER WILLIAMS' GAME-BY-GAME

2013 Denver Broncos

Date	Opp	W/L	P/S	Tot	Solo	Asst	Sk	- Yds	QBP	TFL	Int	- Yds	-TD	PD	FF	FR	- Yds	SpT	
Sept 5	Bal	W	p	1	1	0	0.0	0.0	NA	NA	0	0	0	0	0	0	0	0	NA
Sept 15	@ NYG	W	p	1	0	1	0.0	0.0	NA	NA	0	0	0	0	0	0	0	0	NA
Sept 23	Oak	W	p	0	0	0	0.0	0.0	NA	NA	0	0	0	0	0	0	0	0	NA
Sept 29	Phi	W	IA																
Oct 6	@ Dal	W	p	0	0	0	0.0	0.0	NA	NA	0	0	0	0	0	0	0	0	NA
Oct 13	Jax	W	p	1	1	0	0.0	0.0	NA	NA	0	0	0	0	0	0	0	0	NA
Oct 20	@ Ind	L	p	2	0	2	0.0	0.0	NA	NA	0	0	0	0	0	0	0	0	NA
Oct 27	Was	W	IA																
Nov 10	@ SD	W	IA																
Nov 17	KC	W	p	0	0	0	0.0	0.0	NA	NA	0	0	0	0	0	0	0	0	NA
Nov 24	@ NE	L	p	1	0	1	0.0	0.0	NA	NA	0	0	0	0	0	0	0	0	NA
Dec 1	@ KC	W	p	1	1	0	0.0	0.0	NA	NA	0	0	0	0	0	0	0	0	NA
Dec 8	Ten	W	S	0	0	0	0.0	0.0	NA	NA	0	0	0	0	0	0	0	0	NA
Dec 12	SD	L	S	5	3	2	1.0	0.0	NA	NA	0	0	0	0	0	0	0	0	NA
Dec 22	@ Hou	W	S	5	5	0	1.0	8.0	NA	NA	0	0	0	0	0	0	0	0	NA
Dec 29	@ Oak	W	S	2	1	1	0.0	0.0	NA	NA	0	0	0	0	1	0	0	0	NA
Totals			13-3 13/4	19	12	7	2.0	8.0	NA	NA	0	0	0	0	1	0	0	2	
Playoffs																			
Jan 12	SD	W	S	1	0	1	0.0	0.0	NA	NA	0	0	0	0	0	0	0	0	0
Jan 19	NE	W	S	0	0	0	0.0	0.0	NA	NA	0	0	0	0	0	0	0	0	0
Feb 2	Sea	L	S	2	2	0	0.0	0.0	NA	NA	0	0	0	0	0	0	0	0	0
Totals			2-1 3/3	3	2	1	0.0	0.0	NA	NA	0	0	0	0	0	0	0	0	0

2014 Denver Broncos

Date	Opp	W/L	P/S	Tot	Solo	Asst	Sk	- Yds	QBP	TFL	Int	- Yds	-TD	PD	FF	FR	- Yds	SpT	
Sept 7	Ind	W	S	3	2	1	0.0	0.0	NA	NA	0	0	0	0	0	0	0	0	0
Sept 14	KC	W	S	0	0	0	0.0	0.0	NA	NA	0	0	0	0	0	0	0	0	0
Sept 21	@ Sea	L	S	4	2	2	0.0	0.0	NA	NA	0	0	0	0	0	0	0	0	0
Oct 5	Ari	W	S	1	1	0	0.0	0.0	NA	NA	0	0	0	0	0	0	0	0	0
Oct 12	@ NYJ	W	S	1	1	0	0.0	0.0	NA	NA	0	0	0	0	0	0	0	0	0
Oct 19	SF	W	S	2	2	0	0.0	0.0	NA	NA	0	0	0	1	0	0	0	0	0
Oct 23	SD	W	S	1	1	0	0.0	0.0	NA	NA	0	0	0	0	0	0	0	0	0
Nov 2	@ NE	L	S	0	0	0	0.0	0.0	NA	NA	0	0	0	0	0	0	0	0	0
Nov 9	@ Oak	W	S	1	0	1	0.0	0.0	NA	NA	0	0	0	0	0	0	0	0	0
Nov 16	@ StL	L	S	3	3	0	0.0	0.0	NA	NA	0	0	0	0	0	0	0	0	0
Nov 23	Mia	W	p	1	1	0	0.0	0.0	NA	NA	0	0	0	0	0	0	0	0	0
Nov 30	@ KC	W	S	0	0	0	0.0	0.0	NA	NA	0	0	0	0	0	0	0	0	0
Dec 7	Buf	W	S	2	2	0	0.0	0.0	NA	NA	0	0	0	0	0	0	0	0	0
Dec 14	@ SD	W	S	1	1	0	0.0	0.0	NA	NA	0	0	0	0	0	0	0	0	0
Dec 22	@ Cin	L	p	1	1	0	0.0	0.0	NA	NA	0	0	0	0	0	0	0	0	0
Dec 28	Oak	W	p	0	0	0	0.0	0.0	NA	NA	0	0	0	0	0	0	0	0	0
Totals			12-4 16/13	21	17	4	0.0	0.0	NA	NA	0	0	0	1	0	0	0	0	0
Playoffs																			
Jan 11	Ind	L	p	1	1	0	0.0	0.0	NA	NA	0	0	0	0	0	0	0	0	0
Totals			0-1 1/0	1	1	0	0.0	0.0	NA	NA	0	0	0	0	0	0	0	0	0

2015 Denver Broncos

Date	Opp	W/L	P/S	Tot	Solo	Asst	Sk	- Yds	QBP	TFL	Int	- Yds	-TD	PD	FF	FR	- Yds	SpT	
Sept 13	Bal	W	S	3	2	1	0.0	0.0	NA	NA	0	0	0	0	0	0	0	0	0
Sept 17	@ KC	W	S	1	1	0	0.0	0.0	NA	NA	0	0	0	0	0	0	0	0	0
Sept 27	@ Det	W	S	3	2	1	1.0	2.0	NA	NA	0	0	0	0	0	0	0	0	0
Oct 4	Min	W	S	4	3	1	0.5	4.0	NA	NA	0	0	0	0	0	0	0	0	0
Oct 11	@ Oak	W	S	1	0	1	0.0	0.0	NA	NA	0	0	0	0	0	0	0	0	0
Oct 18	@ Cle	W	S	1	1	0	0.0	0.0	NA	NA	0	0	0	0	0	0	0	0	0
Nov 1	GB	W	S	3	2	1	0.0	0.0	NA	NA	0	0	0	0	0	0	0	0	0
Nov 8	@ Ind	L	S	1	0	1	0.0	0.0	NA	NA	0	0	0	0	0	0	0	0	0
Nov 15	KC	L	S	1	1	0	1.0	0.0	NA	NA	0	0	0	0	0	0	0	0	0
Nov 22	@ Chi	W	S	1	1	0	0.0	0.0	NA	NA	0	0	0	0	0	0	0	0	0
Nov 29	NE	W	S	0	0	0	0.0	0.0	NA	NA	0	0	0	0	0	0	0	0	0
Dec 6	@ SD	W	IA																
Dec 13	Oak	L	S	1	1	0	0.0	0.0	NA	NA	0	0	0	0	0	0	0	0	0
Dec 20	@ Pit	L	S	2	2	0	0.0	0.0	NA	NA	0	0	0	0	0	0	0	0	0
Dec 28	Cin	W	S	1	0	1	0.0	0.0	NA	NA	0	0	0	0	0	0	0	0	0
Jan 3	SD	W	S	2	2	0	0.0	0.0	NA	NA	0	0	0	0	0	0	0	0	0
Totals			12-4 15/15	25	18	7	2.5	6.0	NA	NA	0	0	0	0	0	0	0	0	0
Playoffs																			
Jan 17	Pit	W	S	0	0	0	0.0	0.0	NA	NA	0	0	0	0	0	0	0	0	0
Jan 24	NE	W	S	0	0	0	0.0	0.0	NA	NA	0	0	0	0	0	0	0	0	0
Feb 7	Car	W	S	2	1	1	0.0	0.0	NA	NA	0	0	0	1	0	0	0	0	0
Totals			3-0 3/3	2	1	1	0.0	0.0	NA	NA	0	0	0	1	0	0	0	0	0


2016 Denver Broncos

Date	Opp	W/L	P/S	Tot	Solo	Asst	Sk	- Yds	QBP	TFL	Int	- Yds	-TD	PD	FF	FR	- Yds	SpT	
Sept 8	Car	W	S	1	1	0	0.0	0.0	NA	NA	0	0	0	0	0	0	0	0	0
Sept 18	Ind	W	S	0	0	0	0.0	0.0	NA	NA	0	0	0	0	0	0	0	0	0
Sept 25	@ Cin	W	S	0	0	0	0.0	0.0	NA	NA	0	0	0	0	0	0	0	0	0
Oct 2	@ TB	W	S	2	2	0	1.0	7.0	NA	NA	0	0	0	0	0	0	0	0	0
Oct 9	Atl	L	S	0	0	0	0.0	0.0	NA	NA	0	0	0	0	0	0	0	0	0
Oct 13	@ SD	L	S	3	1	2	0.0	0.0	NA	NA	0	0	0	0	0	0	0	0	0
Oct 24	Hou	W	S	3	1	2	0.0	0.0	NA	NA	0	0	0	0	0	0	0	0	0
Oct 30	SD	W	S	2	1	1	0.0	0.0	NA	NA	0	0	0	0	0	0	0	0	0
Nov 6	@ Oak	L	S	5	4	1	0.0	0.0	NA	NA	0	0	0	0	0	0	0	0	0
Nov 13	@ NO	W	S	4	3	1	0.0	0.0	NA	NA	0	0	0	0	0	0	0	0	0
Nov 27	KC	L	S	1	1	0	0.0	0.0	NA	NA	0	0	0	1	0	0	0	0	0
Dec 4	@ Jax	W	S	2	2	0	0.0	0.0	NA	NA	0	0	0	0	0	0	0	0	0
Dec 11	@ Ten	L	S	2	2	0	0.0	0.0	NA	NA	0	0	0	0	0	0	0	0	0
Dec 18	NE	L	S	1	0	1	0.0	0.0	NA	NA	0	0	0	0	0	0	0	0	0
Dec 25	@ KC	L	S	2	1	1	0.0	0.0	NA	NA	0	0	0	0	0	0	0	0	0
Jan 1	Oak	S	S	1	1	0	0.0	0.0	NA	NA	0	0	0	0	0	0	0	0	0
Totals			9-7 16/16	29	20	9	1.0	7.0	NA	NA	0	0	0	1	0	0	0	0	0

SYLVESTER WILLIAMS' NFL STATISTICS

REGULAR SEASON

Year	Team	GP	GS	TACKLES						INTERCEPTIONS					FUMBLES				
				Tot	Solo	Asst	Sk	Yds	QBP	TFL	No	Yds	Lg	TD	PD	FF	FR	Yds	SpT
2013	Denver	13	4	19	12	7	2.0	8.0	NA	5	0	0	-	0	0	0	1	0	2
2014	Denver	16	13	21	17	4	0.0	0.0	NA	0	0	0	-	0	1	0	0	0	0
2015																			



54 AVERY WILLIAMSON

LINEBACKER • 6'1" • 246 LBS • COLLEGE: KENTUCKY

ACQUIRED: 5TH ROUND - 2014 • NFL EXPERIENCE (NFL/TITANS): 4/4

HOMETOWN: MILAN, TENN.

GAMES PLAYED/GAMES STARTED: 47/43 (PLAYOFFS: 0/0)



PRO: The Titans used their fifth-round pick in the 2014 NFL Draft on Kentucky linebacker Avery Williamson. The 6-foot-1-inch, 246-pound defender entered the NFL with a reputation as an aggressive, downhill, sure-tackling inside linebacker. In 2016, Williamson led the team with 149 tackles and became the first player in the Titans era to start his career with back-to-back-to-back 100-tackle seasons. He had one of the most productive seasons of any Titans defensive rookie in recent memory in 2014. Even though he did not record his first start until Week 5, he produced 107 tackles to rank third on the team and record the highest tackle total by a rookie in the "Titans era" (1999–present).

CAREER HIGHLIGHTS:

- In 2016, Williamson led the team in tackles for the second consecutive season with 149 stops.
- In 2015, Williamson led the team with 137 tackles and ranked third on the squad with nine tackles for loss. He became the first player in the Titans era to start his career with back-to-back 100-tackle seasons.
- As a rookie, Williamson saw action in all 16 games with 12 starts at linebacker and ranked third on the team with 107 tackles. He also tied for third on the squad with three sacks.
- As a senior at Kentucky, Williamson was a team captain and led the squad in tackles for the second consecutive season. His 102 tackles tied for fourth place in the SEC.

TITANS TIDBITS:

- Williamson grew up in the West Tennessee town of Milan, which is approximately a two-hour drive from Nashville. He lists Eddie George, Steve McNair and Jevon Kearse as his favorite Titans as a child.
- During the 2016 offseason, Williamson spent time as an analyst on the set of NFL Network.
- One of Williamson's "bucket list" items is to see the pyramids in Egypt.
- In 2013, he was chosen to represent the Kentucky football program on a one-week educational/service trip in Ethiopia.

CAREER TRANSACTIONS:

- The Milan, Tenn., native was selected by the Titans in the fifth round (151st overall) of the 2014 NFL Draft.

SEASON RECAPS:

2016 (16/16): Started all 16 games at linebacker and led the team for the second consecutive season with 149 tackles. Led or tied for the team lead in tackles 13 times in 2016 (vs. MIN, at DET, vs. OAK, at HOU, at MIA, vs. CLE, vs. IND, vs. JAX, at SD, at IND, at CHI, vs. DEN, vs. HOU). Tied for the team lead in sacks twice in 2016 (vs. CLE, vs. JAX).

- Against Minnesota (9/11), started at linebacker and led the team with 10 tackles, including a stop for loss and a quarterback pressure. Teamed with Sean Spence to stuff Adrian Peterson for a two-yard loss on the rush off left tackle in the second quarter.
- At Detroit (9/18), started at linebacker and led the team with 11 tackles before leaving the game early in the fourth quarter with an injury.
- Against Oakland (9/25), started at linebacker and led the team with 13 tackles with an interception and a quarterback pressure. Intercepted a Derek Carr pass that was deflected by Jason McCourty at the Tennessee 26-yard line in the fourth quarter.
- At Houston (10/2), started at linebacker and recorded a team-best 15 tackles, including a stop for loss. Teamed with Karl Klug to stuff Alfred Blue for no gain on a rush off left guard in the second quarter.
- Against Cleveland (10/16), started at linebacker and led the team with 10 tackles, including a sack and two quarterback pressures. Dropped Cody

Kessler for a five-yard sack early in the fourth quarter.

- Against Indianapolis (10/23), started at linebacker and led the team with nine tackles. Combined with Jurrell Casey to stonewall Robert Turbin for no gain on a rush up the middle in the final stanza.
- Against Jacksonville (10/27), started at linebacker and tied for the team lead with eight tackles, including a sack and a quarterback pressure. Halted a Jaguars' drive by dropping Blake Bortles for a nine-yard sack on third-and-six late in the second quarter.
- At Indianapolis (11/20), started at inside linebacker and led the team with 10 tackles while adding a quarterback pressure. Combined with Wesley Woodyard to stop Frank Gore for no gain on a rush off right tackle late in the fourth quarter.
- Against Denver (12/11), started at inside linebacker and tied for the team lead with seven tackles, a stop for loss and a forced fumble. Stonewalled Devontae Booker for no gain on a third-and-one rush up the middle late in the first quarter. Sealed the win by forcing an A.J. Derby fumble that was recovered by Daimion Stafford with 53 seconds left to play in the fourth quarter.
- At Kansas City (12/18), started at inside linebacker and tallied seven tackles, including a stop for loss and a quarterback pressure. Got the Titans' offense the ball back late in the fourth quarter by stuffing Alex Smith for no gain on a third-and-two rush late in the fourth quarter.
- Against Houston (1/1), started at inside linebacker and led the team with 11 tackles, including two stops for loss and a quarterback pressure. Stuffed Jonathan Grimes for a two-yard loss on a rush up the middle early in the second quarter.

2015 (15/15): Started 15 games at inside linebacker and led the team with 137 tackles. Became the first player in the Titans era to start his career with back-to-back 100-tackle seasons. Ranked third on the squad with nine tackles for loss. Registered 3.5 sacks, 13 quarterback pressures and an interception. Was inactive for one contest. Led or tied for the team lead in tackles six times in 2015 (vs. IND, at NO, vs. CAR, vs. OAK, at NE at IND). Led or tied for the team lead in tackles for loss four times in 2015 (vs. CAR, at JAX, vs. OAK, vs. HOU). Led or tied for the team lead in sacks twice in 2015 (at JAX, vs. OAK). Tied for the team lead in quarterback pressures once in 2015 (vs. CAR). Registered a career-best 16 tackles against Carolina (11/15/15).

- Against Indianapolis (9/27), started at inside linebacker and led the team with a then career-high tying 12 tackles. Stuffed Frank Gore for no gain on a rush off right tackle in the first quarter.
- Against Buffalo (10/11), started at linebacker and finished second on the team with nine tackles, including a sack, a tackle for loss and a quarterback pressure. Dropped Tyrod Taylor for a 12-yard sack in the third quarter.
- Against Atlanta (10/25), started at inside linebacker and amassed five tackles and his first career interception. Teamed with Wesley Woodyard to stuff Devonta Freeman for no gain on a rush off left guard early in the fourth quarter. Intercepted a deflected Matt Ryan fourth-and-goal pass in the end zone late in the fourth quarter.
- At New Orleans (11/8), started at inside linebacker and tied for the team lead with 10 tackles, including two quarterback pressures. Teamed with Angelo Blackson to stuff Mark Ingram for a one-yard loss on a rush off right tackle in the final stanza. Stonewalled Ingram for no gain on a run off right guard in the fourth quarter.
- Against Carolina (11/15), started at inside linebacker and led the team with a career-high 16 tackles, including a half sack, three tackles for loss and two quarterback pressures. Stonewalled Jonathan Stewart for a one-yard loss on a rush off right end in the first quarter. Stuffed Stewart for a two-yard loss on a rush off left tackle in the third stanza. Combined

with David Bass to drop Cam Newton for a nine-yard sack late in the third quarter.

- At Jacksonville (11/19), started at inside linebacker and collected five tackles, a sack, three tackles for loss and a quarterback pressure. Combined with Wesley Woodyard to stuff Denard Robinson for no gain on a rush up the middle in the third quarter. Ended a Jaguars' drive by sacking Blake Bortles for a five-yard loss on third-and-nine in the fourth quarter. Stuffed T.J. Yeldon for no gain on a third-and-one carry up the middle late in the fourth quarter.
- Against Oakland (11/29), started at inside linebacker and led the team with 13 tackles, a sack, a stop for loss and a quarterback pressure. Dropped Derek Carr for a seven-yard sack in the first quarter.
- At New England (12/20), started at inside linebacker and led the team with 15 tackles. Combined with DaQuan Jones to stuff Brandon Bolden for no gain on a rush off right tackle in the final stanza.
- At Indianapolis (1/3), started at inside linebacker and led the team with 10 tackles with a quarterback pressure.

2014 (16/12): Appeared in 16 games with 12 starts at linebacker and ranked third on the team with 107 tackles in his rookie campaign. Tied for third on the squad with three sacks. Posted eight quarterback pressures, eight stops for loss, four passes defended and two fumble recoveries. Recorded seven special teams tackles on coverage units. Led or tied for the team lead in tackles three times in 2014 (vs. HOU, at BAL, vs. PIT). Led or tied for the team lead in sacks twice in 2014 (vs. HOU, vs. PIT). Tied for the team lead in passes defended twice in 2014 (vs. CLE, at HOU). Led or tied for the team lead in quarterback pressures three times in 2014 (at BAL, vs. PIT, at HOU). Registered his first career NFL start against Cleveland (10/5/14). Made his NFL debut at Kansas City (9/7/14).

- At Kansas City (9/7), made his NFL debut as a reserve on special teams.
- At Cincinnati (9/21), played as a reserve at linebacker and posted four tackles, including a stop for loss. Stonewalled Jeremy Hill for a two-yard loss on a rush off right guard in the second quarter.
- At Indianapolis (9/28), saw significant action as a reserve inside linebacker and finished second on the team with nine tackles.
- Against Cleveland (10/5), made his first career start at inside linebacker and finished second on the team with nine tackles and two passes defended. Halted a Browns' drive by breaking up a third-and-five pass intended for Jordan Cameron late in the second quarter. Broke up a pass intended for Cameron on third-and-three late in the third stanza.
- Against Jacksonville (10/12), started at inside linebacker and totaled seven tackles, including a stop for loss and a fumble recovery. Stopped Jordan Todman for no gain on a rush up the middle in the first stanza. Stuffed Todman for a one-yard loss on a rush off left end in the second quarter. Ended a potential Jaguars' scoring drive by recovering a Cecil Shorts III fumble that was forced by Jason McCourty at the Titans' eight-yard line in the fourth quarter.
- At Washington (10/19), started at inside linebacker and collected nine tackles and a fumble recovery. Recovered a Kirk Cousins fumble that was forced by a Derrick Morgan strip-sack in the first quarter.
- Against Houston (10/26), started at linebacker and led the team with 11 tackles, including a sack, two tackles for loss, a pass defended and a quarterback pressure. Stonewalled Arian Foster for a four-yard loss on a screen pass in the first quarter. Stopped Alfred Blue for no gain on a rush up the middle in the opening quarter. Registered his first career sack by dropping Ryan Fitzpatrick for a seven-yard loss in the second quarter. Knocked down a pass intended for Damaris Johnson in the second quarter.
- At Baltimore (11/9), started at linebacker and led the team with a career-best 12 tackles, including two stops for loss and two quarterback pressures. Stuffed Justin Forsett for a two-yard loss on a rush off left tackle in the second quarter. Stonewalled Steve Smith for no gain on a short pass early in the third quarter. Stopped Forsett for a three-yard loss on a rush off right end in the final stanza. Notched a special teams tackle on coverage units.
- Against Pittsburgh (11/17), started at linebacker and tied for the team lead with nine tackles, including a career-best two sacks, a team-high three quarterback pressures and a stop for loss. Teamed with Derrick Morgan to sack Ben Roethlisberger for a one-yard loss in the second quarter. Combined with Wesley Woodyard to sack Roethlisberger for an eight-yard loss in the third quarter. On the next play, ended a Steelers' drive by sacking Roethlisberger for an eight-yard loss on third-and-14. Collected a special teams tackle.
- At Houston (11/30), started at linebacker and notched six tackles, two quarterback pressures and a pass defended. Teamed with Derrick Morgan to stop Damaris Johnson for a seven-yard loss on a reverse in the fourth quarter. Batted down a pass intended for Foster in the fourth quarter.

- Against N.Y. Giants (12/7), started at linebacker and totaled eight tackles, including a stop for loss. Notched a special teams tackle. Teamed with Jurrell Casey to stonewall Andre Williams for a three-yard loss on a rush off left tackle in the second quarter. Stuffed Williams for no gain on a rush up the middle in the second stanza.

COLLEGE:

- In a four-year career at Kentucky, Williamson played in 49 games with 21 starts. He finished his career with 296 total tackles, including double-digit tackles in 12 career contests. After primarily serving on special teams in his first two years, he went over the 100-tackle mark as a junior (135) and senior (102).
- As a senior (2013), played in 12 games with 11 starts and finished the season as Kentucky's leading tackler for the second consecutive year, posting 102 total tackles to tie for fourth in the SEC. Additionally, he posted four tackles for loss, one sack, three quarterback hurries and two fumble recoveries. Served as captain in all 12 games. Had double-digit tackles in four games. Named All-SEC first team by CollegeSportsMadness.com. Earned All-SEC second-team honors from Associated Press, SEC Coaches, ESPN.com, Phil Steele's College Football and Athlon Sports. Also named to the SEC Community Service Team.
- As a junior (2012), registered 10 starts in 12 games and finished first on the team, second in the SEC and placed seventh nationally with 135 total tackles. Earned second-team All-SEC honors from CollegeSportsMadness.com and third-team All-SEC by Phil Steele's College Football. Had eight double-figure tackle performances. Recorded a streak of four games with at least 13 tackles in each game, the first UK player to do so since Randy Holleran in 1990. Additional contributions during the season included 4.5 tackles for loss, three sacks, an interception, four passes defended, two forced fumbles and a fumble recovery.
- As a sophomore (2011), played in all 12 games and registered 49 tackles, a tackle for loss, an interception, a pass defended and a forced fumble. Recorded at least two tackles in every game.
- As a freshman (2010), played in all 13 games, helping give the Wildcats depth at middle linebacker and totaled 10 tackles and one pass breakup.
- At the 2014 NFL Scouting Combine, he placed sixth among linebackers with a 4.66-second 40-yard dash and third among his position group with a 4.07-second short shuttle.
- Graduated in 2014 with a degree in integrated strategic communications.

PERSONAL:

- Attended Milan (Tenn.) High School, where he was a first-team Class AAA All-State linebacker as tabbed by the Tennessee Sports Writers Association. Led Milan to consecutive state championship finals with identical 14-1 records as a junior and senior. Named Region Defensive Player of the Year as a junior and senior. Named one of the top 15 players in Tennessee by Rivals.com.
- As a senior, named West Tennessee Player of the Year by the *Jackson Sun*. Made 125 tackles with one interception during the regular season in his senior year, and he also rushed for 416 yards and seven touchdowns at fullback.
- As a junior, collected 119 tackles, including 21 for loss. He set a Tennessee state championship game record with 22 tackles in the title contest.
- Was named the Outstanding Senior of his graduating high school class, recognizing academics, character and athletics. He was also a member of the honor-student club and the Spanish Club.
- At Kentucky, he was active in the community, participating in the Big Blue U Move-In (2011, 2012), the God's Pantry project (2012, 2013), Read Across America (2012, 2013), Salvation Army bellringing (2012), the "Be the Match" bone marrow drive (2012) and several school visits.
- List of favorites: (movie) "Friday"; (TV show) "Chappelle's Show"; (music artist) Yo Gotti; (school subject) public speaking; (car) Lamborghini; (books) mysteries; (food) baked chicken; and (athlete as a child) Ray Lewis.
- Follow Williamson on Twitter and Instagram at @AWilliamson54.
- Born Avery Milton Williamson on March 9, 1992 in Cleveland, Ohio.

AVERY WILLIAMSON'S GAME-BY-GAME

2014 Tennessee Titans

Date	Opp	W/L	P/S	Tot Solo	Asst	Sk	- Yds	QBP	TFL	Int - Yds	-TD	PD	FF	FR - Yds	SpT
Sept 7	@ KC	W	p	0	0	0	0.0	0.0	0	0	0	0	0	0	0
Sept 14	Dal	L	p	0	0	0	0.0	0.0	0	0	0	0	0	0	0
Sept 21	@ Cin	L	p	4	2	2	0.0	0.0	0	1	0	0	0	0	0
Sept 28	@ Ind	L	p	9	6	3	0.0	0.0	0	0	0	0	0	0	0
Oct 5	Cle	L	S	9	4	5	0.0	0.0	0	0	0	0	2	0	0
Oct 12	Jax	W	S	7	3	4	0.0	0.0	0	1	0	0	0	1	41
Oct 19	@ Was	L	S	9	5	4	0.0	0.0	0	0	0	0	0	0	1
Oct 26	Hou	L	S	11	8	3	1.0	7.0	1	2	0	0	1	0	0
Nov 9	@ Bal	L	S	12	7	5	0.0	0.0	2	2	0	0	0	0	0
Nov 17	Pit	L	S	9	3	6	2.0	12.5	3	1	0	0	0	0	0
Nov 23	@ Phi	L	S	6	4	2	0.0	0.0	0	0	0	0	0	0	2
Nov 30	@ Hou	L	S	6	2	4	0.0	0.0	2	0	0	0	1	0	0
Dec 7	NYG	L	S	8	3	5	0.0	0.0	0	1	0	0	0	0	0
Dec 14	NYJ	L	S	6	4	2	0.0	0.0	0	0	0	0	0	0	0
Dec 18	@ Jax	L	S	5	2	3	0.0	0.0	0	0	0	0	0	0	0
Dec 28	Ind	L	S	6	2	4	0.0	0.0	0	0	0	0	0	0	1
Totals				2-14	16/12	107	55	52	3.0	19.5	8	8	0	0	4

2015 Tennessee Titans

Date	Opp	W/L	P/S	Tot Solo	Asst	Sk	- Yds	QBP	TFL	Int - Yds	-TD	PD	FF	FR - Yds	SpT
Sept 13	@ TB	W	S	5	2	3	0.0	0.0	1	0	0	0	0	0	0
Sept 20	@ Cle	L	S	6	3	3	0.0	0.0	0	0	0	0	0	0	0
Sept 27	Ind	L	S	12	8	4	0.0	0.0	0	0	0	0	0	0	0
Oct 11	Buf	L	S	9	7	2	1.0	12.0	1	1	0	0	0	0	0
Oct 18	Mia	L	IA												
Oct 25	Atl	L	S	5	4	1	0.0	0.0	0	0	1	0	0	0	0
Nov 1	@ Hou	L	S	7	2	5	0.0	0.0	2	0	0	0	0	0	0
Nov 8	@ NO	W	S	10	6	4	0.0	0.0	2	0	0	0	0	0	0

Nov 15	Car	L	S	16	9	7	0.5	4.5	2	3	0	0	0	0	0
Nov 19	@ Jax	L	S	5	3	2	1.0	5.0	1	3	0	0	0	0	0
Nov 29	Oak	L	S	13	7	6	1.0	7.0	1	1	0	0	0	0	0
Dec 6	Jax	W	S	8	4	4	0.0	0.0	1	0	0	0	0	0	0
Dec 13	@ NYJ	L	S	7	2	5	0.0	0.0	1	0	0	0	0	0	0
Dec 20	@ NE	L	S	15	9	6	0.0	0.0	0	0	0	0	0	0	0
Dec 27	Hou	L	S	9	5	4	0.0	0.0	0	1	0	0	0	0	0
Jan 3	@ Ind	L	S	10	8	2	0.0	0.0	1	0	0	0	0	0	0
Totals				3-13	15/15	137	79	58	3.5	28.5	13	9	1	0	0

2016 Tennessee Titans

Date	Opp	W/L	P/S	Tot Solo	Asst	Sk	- Yds	QBP	TFL	Int - Yds	-TD	PD	FF	FR - Yds	SpT
Sept 11	Min	L	S	10	4	6	0.0	0.0	1	1	0	0	0	0	0
Sept 18	@ Det	W	S	11	6	5	0.0	0.0	0	0	0	0	0	0	0
Sept 25	Oak	L	S	13	4	9	0.0	0.0	1	0	1	0	0	1	0
Oct 2	@ Hou	L	S	15	9	6	0.0	0.0	0	1	0	0	0	0	0
Oct 9	@ Mia	W	S	8	3	5	0.0	0.0	0	0	0	0	0	0	0
Oct 16	Cle	W	S	10	6	4	1.0	5.0	2	0	0	0	0	0	0
Oct 23	Ind	L	S	9	5	4	0.0	0.0	0	0	0	0	0	0	0
Oct 27	Jax	W	S	8	6	2	1.0	9.0	1	0	0	0	0	0	0
Nov 6	@ SD	L	S	10	4	6	0.0	0.0	0	0	0	0	0	0	0
Nov 13	GB	W	S	3	2	1	0.0	0.0	0	0	0	0	0	0	0
Nov 20	@ Ind	L	S	10	7	3	0.0	0.0	1	0	0	0	0	0	0
Nov 27	@ Chi	W	S	11	6	5	0.0	0.0	1	0	0	0	0	0	0
Dec 11	Den	W	S	7	2	5	0.0	0.0	0	1	0	0	0	1	0
Dec 18	@ KC	W	S	7	3	4	0.0	0.0	1	1	0	0	0	0	0
Dec 24	@ Jax	L	S	6	3	3	0.0	0.0	0	0	0	0	0	0	0
Jan 1	Hou	W	S	11	6	5	0.0	0.0	1	2	0	0	0	0	0
Totals				9-7	16/16	149	76	73	2.0	14.0	9	6	1	0	0

AVERY WILLIAMSON'S NFL STATISTICS

REGULAR SEASON

Year	Team	GP	GS	TACKLES				QBP	TFL	INTERCEPTIONS				FUMBLES					
				Tot	Solo	Asst	Sk			Yds	No	Yds	Lg	TD	PD	FF	FR	Yds	SpT
2014	Tennessee	16	12	107	55	52	3.0	19.5	8	8	0	0	0	0	4	0	2	43	7
2015	Tennessee	15	15	137	79	58	3.5	28.5	13	9	1	0	0	0	1	0	0	0	0
2016	Tennessee	16	16	149	76	73	2.0	14.0	9	6	1	0	0	0	1	1	0	0	0
NFL Totals		47	43	393	210	183	8.5	62.0	30	23	2	0	0	0	6	1	2	43	7

Single-Game Highs

Tackles - 16 vs. Carolina (11/15/15)

Sacks - 2 vs. Pittsburgh (11/17/14)

Tackle For Loss - 3 (Twice, last at Jacksonville 11/19/15)

Quarterback Pressures - 3 vs. Pittsburgh (11/17/14)

Interceptions - 1 (Twice, last vs. Oakland 9/25/16)

Forced Fumbles - 1 vs. Denver (12/11/16)

Fumble Recovery - 1 (Twice, last at Washington 10/19/14)

Passes Defensed - 2 vs. Cleveland (10/5/14)



75 ANTWAUN WOODS

NOSE TACKLE • 6'1" • 318 LBS • COLLEGE: SOUTHERN CALIFORNIA
 ACQUIRED: FREE AGENT - 2016 • NFL EXPERIENCE (NFL/TITANS): 1/1
 HOMETOWN: LOS ANGELES, CALIF.
 GAMES PLAYED/GAMES STARTED: 1/0 (PLAYOFFS: 0/0)



PRO: Antwaun Woods was originally signed by the Titans as a rookie free agent following the 2016 NFL Draft. The 6-foot-1-inch, 318-pounder had a strong preseason with the club and spent the first 16 weeks of his rookie campaign on the Titans' practice squad. He was signed to the active roster prior to the regular season finale to provide depth to the interior defensive front.

TITANS TIDBITS:

- Woods was raised by his father and grandmother in a low-income area of Los Angeles called Baldwin Village, which Woods calls "The Jungle." He was bussed 45 minutes to Woodland Hills to attend Taft High School, where his dad once attended and played football on the offensive line.

CAREER TRANSACTIONS:

- The Los Angeles, Calif., native was originally signed by the Titans as an undrafted free agent on May 9, 2016.
- Waived by the Titans on Sept. 3, 2016 and signed to the team's practice squad a day later.
- Released by the Titans from their practice squad on Sept. 27, 2016.
- Signed by the Titans to their practice squad on Oct. 3, 2016.
- Signed by the Titans from their practice squad to the active roster on Dec. 28, 2016.

SEASON RECAPS:

2016 (1/0): Played as a reserve in one contest as a rookie and registered two tackles, including a stop for loss. Spent 15 weeks on the Titans' practice squad. Made his NFL debut against Houston (1/1/17).
 • Against Houston (1/1), saw action as a reserve at nose tackle in his first NFL contest and registered two tackles, including a stop for loss. Teamed with Valentino Blake to stonewall Alfred Blue for a three-yard loss on a rush off left tackle in the opening stanza.

COLLEGE:

- Appeared in 48 games for the University of Southern California with 44 starts and totaled 113 tackles, 14.5 tackles for loss, eight sacks, two deflections and a fumble recovery in his career. Was selected a team

captain and named an All Pac-12 selection as a senior.

- As a senior (2015), started and played in 13 games and racked up 41 tackles, seven tackles for loss, two deflections and a fumble recovery. Earned first-team 2015 All Pac-12 honors. Earned an invite to the 2015 NFLPA Collegiate Bowl.
- Against Wisconsin (12/30, had a career-best eight tackles against Wisconsin in the Holiday Bowl.
- As a junior (2014), appeared in 12 games with 10 starts and registered 37 tackles and one sack. Made six tackles and a sack against UCLA. Tore a chest muscle prior to the Holiday Bowl and had surgery, ending his season.
- As a sophomore (2013), played 13 games and started six and had 19 tackles including two stops for a loss.
- As a redshirt freshman (2012), started the first four games of the season at nose tackle before becoming a productive reserve. In 13 games made 16 tackles, 4.5 tackles for loss and three sacks.
- As a freshman (2011), redshirted.
- Received his bachelor's degree in sociology from Southern California in the spring of 2015.

PERSONAL:

- Was a four-year starter for Taft (Woodland Hills, Calif.) High School and played offensive and defensive line.
- His honors included being named Super Prep All-American, Prep Star All-American, Under Armour All-American and to the ESPNU 150.
- Has a son, Antwaun Jr.
- Follow Woods on Twitter at @AntwaunWoods_.
- Follow Woods on Instagram at @AntwaunWoods.
- Born Antwaun Woods on Jan. 3, 1993 in Los Angeles, Calif.

ANTWAUN WOODS' GAME-BY-GAME

2016 Tennessee Titans

Date	Opp	W/L	P/S	Tot	Solo	Asst	Sk	-Yds	QBP	TFL	Int	-Yds	-TD	PD	FF	FR	-Yds	SpT
Jan 1	Hou	W	p	2	2	0	0.0	0.0	0	1	0	0	0	0	0	0	0	0
Totals		1-0	1/0	2	2	0	0.0	0.0	0	1	0	0	0	0	0	0	0	0


ANTWAUN WOODS' NFL STATISTICS

REGULAR SEASON		TACKLES									INTERCEPTIONS					FUMBLES			
Year	Team	GP	GS	Tot	Solo	Asst	Sk	Yds	QBP	TFL	No	Yds	Lg	TD	PD	FF	FR	Yds	SpT
2016	Tennessee	1	0	2	2	0	0.0	0.0	0	1	0	0	0	0	0	0	0	0	0
NFL Totals		1	0	2	2	0	0.0	0.0	0	1	0	0	0	0	0	0	0	0	0

Single-Game Highs

Tackles - 2 vs. Houston (1/1/17)

Tackles for Loss - 1 vs. Houston (1/1/17)



59 WESLEY WOODYARD

LINEBACKER • 6'0" • 233 LBS • COLLEGE: KENTUCKY
 ACQUIRED: UNRESTRICTED FREE AGENT (DEN) - 2014
 NFL EXPERIENCE (NFL/TITANS): 10/4 • HOMETOWN: LAGRANGE, GA.
 GAMES PLAYED/GAMES STARTED: 135/78 (PLAYOFFS: 6/1)



C Captain: 2014, 2015, 2016

PRO: The Titans signed Wesley Woodyard during the 2014 unrestricted free agency period, adding veteran leadership to the linebacking corps. Following his career at the University of Kentucky, the 6-foot, 233-pounder went undrafted and signed a free agent contract with the Denver Broncos. Woodyard spent six seasons in Denver and appeared 87 career regular season games, totaling 396 tackles, eight sacks, five interceptions, six forced fumbles and one fumble recovery. He was also a six-time team captain during his tenure with the Broncos.

CAREER HIGHLIGHTS:

- In 2016, Woodyard saw action in all 16 games and ranked second on the team with 88 tackles, while leading the squad with seven tackles for loss.
- In 2015, Woodyard finished second on the team with 110 tackles and third on the squad with five sacks.
- In his first season with the Titans in 2014, Woodyard started all 16 games at linebacker and led the team with a career-high 134 tackles.
- Represented the only player in the NFL in 2012 — and just the 12th player in the last 30 years — to record at least 100 tackles, five sacks and three interceptions in a single season. Posted career highs in starts (14), tackles (114), sacks (5.5), interceptions (3), passes defended (6) and fumble recoveries (1).
- In 2011, started seven games for the Broncos and finished second on the club with 87 tackles to go along with two passes defended and two forced fumbles.
- In 2008, was the only Bronco to rank among the top eight on the team in both defensive tackles (54 - 8th) and special-teams stops (11 - T1st) while seeing time in all 16 games with six starts as a rookie.

TITANS TIDBITS:

- Woodyard has been a captain in his first three seasons with the Titans. He joined Hall of Fame running back Floyd Little as the only players in Broncos franchise history to serve as a captain in each of their first five years with the club. In 2004, Woodyard also became the first-ever Kentucky freshman to serve as a team captain.
- Woodyard is the co-founder of The 16Ways Foundation which recognizes an emotional need for at-risk youth. The Foundation works on a national level to develop and implement workshops, seminars, camps, and other activities. These events are designed to build self-esteem, promote responsibility for one's own actions and overcoming obstacles, and demonstrate the importance of academics, knowledge of career options, professional development, community involvement, and mental and physical fitness among youth of all socio-economic backgrounds. The Foundation's primary focus is to work with at-risk youth between the ages of 8 and 18 and a secondary focus on adults in employment transition.
- During the 2016 and 2017 offseasons, Woodyard's 16Ways Foundation hosted a youth football and cheer camp, as well as a charity golf outing in Lexington, Ky.
- Woodyard was a three-time nominee for the Walter Payton NFL Man of the Year while with the Broncos in 2010-11 and 2013.

CAREER TRANSACTIONS:

- The LaGrange, Ga., native was originally signed by the Denver Broncos as a rookie free agent on April 28, 2008.
- Signed by the Titans as an unrestricted free agent on March 14, 2014.

SEASON RECAPS:

2016 (16/10 - Tennessee): Played in all 16 games with 10 starts at

linebacker and ranked second on the team with 88 tackles. Led the squad with seven tackles for loss. Registered two sacks, an interception, eight quarterback pressures and six passes defended. Collected six special teams tackles on coverage units. Led or tied for the team lead in tackles twice in 2016 (at SD, at KC). Led or tied for the team lead in sacks twice in 2016 (vs. CLE, at SD). Led or tied for the team lead in passes defended twice in 2016 (at MIA, at CHI). Tied for the team lead in special teams tackles twice in 2016 (vs. MIN, at IND).

- Against Minnesota (9/11), started at linebacker and collected six tackles, two quarterback pressures and a pass defended. Notched a special teams tackle on coverage units.
- At Detroit (9/18), saw significant action as a reserve at linebacker and posted eight tackles. Teamed with Angelo Blackson to stuff Theo Riddick for a one-yard loss on a rush off left tackle in the second quarter.
- At Houston (10/2), started at linebacker and recorded five tackles, including two stops for loss and two quarterback pressures. Shot through the line and stuffed Lamar Miller for a three-yard loss on a rush off right end in the second quarter. Stopped Miller for no gain on a rush up the middle in the fourth quarter.
- Against Cleveland (10/16), started at linebacker and notched five tackles, including a sack and two quarterback pressures. Dropped Cody Kessler for a sack early in the opening stanza.
- At San Diego (11/6), played as a reserve at linebacker and tied for the team lead with 10 tackles, including a sack, a tackle for loss and a quarterback pressure. Stuffed Melvin Gordon for a two-yard loss on a rush off left tackle in the first quarter. Halted a Chargers' drive by dropping Philip Rivers for a seven-yard sack on third-and-16 in the second quarter.
- At Indianapolis (11/20), started at linebacker and recorded eight tackles. Tied for the team lead with a special teams tackle. Teamed with Angelo Blackson to stuff Frank Gore for no gain on a rush off right tackle in the first quarter. Combined with Derrick Morgan to stuff Gore for no gain on a rush up the middle in the second stanza. Combined with Avery Williamson to stop Gore for no gain on a rush off right tackle late in the fourth quarter.
- At Chicago (11/27), saw significant action as a reserve at inside linebacker and registered eight tackles, including a stop for loss. Posted a team-best three passes defended, including his first interception of the season. Intercepted a Matt Barkley pass intended for Ben Braunecker and returned it 21 yards midway through the second quarter. Tackled Eddie Royal for a six-yard loss on a short pass in the second quarter. Broke up a pass intended for Jordan Howard in the final stanza. Batted down a pass intended for Daniel Brown at the goalline late in the fourth quarter.
- At Kansas City (12/18), started at linebacker and led the team with eight tackles, including two stops for loss. Stuffed Charcandrick West for a one-yard loss on a rush off right end in the second quarter. Stonewalled Spencer Ware for no gain on a third-and-goal rush from the one-yard line in the second quarter.
- Against Houston (1/1), started at linebacker and registered six tackles, including a stop for loss. Collected a special teams tackle on coverage units. Stopped Jonathan Grimes for a one-yard loss on a rush off right tackle early in the second quarter.

2015 (16/12 - Tennessee): Played in all 16 games with 12 starts at inside linebacker. Ranked second on the team with 110 tackles and third on the squad with five sacks. Registered seven tackles for loss, nine quarterback pressures, three passes defended, a forced fumble and a fumble recovery. Posted six special teams tackles on coverage units. Led or tied for the team lead in tackles five times in 2015 (vs. BUF, vs. ATL, at NO, at JAX, at NYJ). Tied for the team lead in sacks four times in 2015 (at CLE, vs. MIA, vs. CAR, at JAX). Tied for the team lead in quarterback pressures twice in

2015 (vs. MIA, vs. CAR). Led the team in passes defended once in 2015 (at IND). Led the team in tackles for loss once in 2015 (vs. MIA). Tied for the team lead in special teams tackles twice in 2015 (at CLE, vs. HOU).

- At Cleveland (9/20), saw action as a reserve at inside linebacker and amassed a sack and a forced fumble. Collected a special teams tackle on coverage units. Ended a Cleveland drive by sacking Johnny Manziel and forcing a fumble that was recovered by the Browns on third-and-10 in the third quarter.
- Against Buffalo (10/11), started at linebacker and led the team with 10 tackles. Stuffed Boobie Dixon for no gain on a rush up the middle in the second quarter.
- Against Miami (10/18), started at inside linebacker and tallied 11 tackles, including a sack, two stops for loss and a quarterback pressure. Stonewalled Lamar Miller for a two-yard loss on a rush up the middle in the second quarter. Ended a Dolphins' drive by dropping Ryan Tannehill for a 10-yard sack on third-and-10 early in the fourth quarter.
- Against Atlanta (10/25), started at inside linebacker and led the team with 11 tackles. Teamed with Avery Williamson to stuff Devonta Freeman for no gain on a rush off left guard early in the fourth quarter. Met fullback Patrick DiMarco in the air and stoned him for no gain on a third down goalline rush in the fourth quarter.
- At New Orleans (11/8), started at inside linebacker and tied for the team lead with 10 tackles, including a sack, a tackle for loss and a quarterback pressure. Notched a solo special teams stop. Sacked Drew Brees for an 11-yard sack in the third stanza.
- Against Carolina (11/15), started at inside linebacker and tallied 10 tackles, including a sack, two quarterback pressures and a stop for loss. Stuffed Jonathan Stewart for no gain on a rush up the middle in the first quarter. Collected a one-yard sack of Cam Newton in the third quarter. Shot through the line and stuffed Stewart for no gain on a third-down goalline rush in the final stanza.
- At Jacksonville (11/19), started at inside linebacker and tied for the team lead with six tackles, a sack, two stops for loss and a quarterback pressure. Dropped Blake Bortles for a six-yard sack in the second quarter. Combined with Avery Williamson to stuff Denard Robinson for no gain on a rush up the middle in the third quarter. Forced the Jaguars to attempt a field goal by stuffing Robinson for no gain on a third-and-two rush off right end in the third stanza.
- Against Jacksonville (12/6), started at inside linebacker and posted five tackles, a quarterback pressure, a pass defended and a fumble recovery for a touchdown. Combined with Brain Orakpo to stuff T.J. Yeldon for no gain on a rush off left tackle in the second quarter. Collected his first career touchdown by scooping up a botched shotgun snap and diving into the end zone for a three-yard fumble return for a score with 7:46 left to play in the fourth quarter.
- At N.Y. Jets (12/13), started at inside linebacker and tied for the team lead with eight tackles. Collected a special teams tackle on coverage units. Combined with Angelo Blackson to stop Chris Ivory for no gain on a rush up the middle in the third quarter.

2014 (16/16 - Tennessee): Started all 16 games at linebacker and led the team with a career-high 134 tackles in his first season with the Titans. Tied for second on the team with two interceptions and tallied two and a half sacks, nine quarterback pressures, eight stops for loss and four passes defended. Notched two special teams tackles on coverage units. Led or tied for the team lead in tackles six times in 2014 (at KC, at CIN, at IND, at WAS, vs. NYG, vs. IND). Tied for the team lead in sacks once in 2014 (at KC). Led or tied for the team lead in passes defended twice in 2014 (at IND, at WAS). Was voted a team captain for the 2014 season by his teammates.

- At Kansas City (9/7), started at linebacker and led the team with seven tackles, including a sack and a tackle for loss. Halted a Chiefs' drive by sacking Alex Smith for a three-yard loss on third-and-three on the first possession of the game.
- Against Dallas (9/14), started at linebacker and finished second on the team with 10 tackles. Teamed with Derrick Morgan to stop DeMarco Murray for no gain on a rush off left guard in the third quarter. Stopped Lance Dunbar for no gain on a rush up the middle in the fourth quarter.
- At Cincinnati (9/21), started at linebacker and led the team with 11 tackles, including a stop for loss. Stuffed Ryan Hewitt for no gain on rush up the middle late in the fourth quarter.
- At Indianapolis (9/28), started at linebacker and led the team with 12 tackles, two quarterback pressures, two passes defended, including an interception. Halted a Colts' drive by knocking down a pass intended for T.Y. Hilton on third-and-16 early in the first quarter. Set up the Titans first

touchdown by intercepting an Andrew Luck pass intended for Hakeem Nicks late in the second quarter. Stopped Trent Richardson for no gain on a rush off right end early in the fourth quarter.

- At Washington (10/19), started at inside linebacker and led the team with 11 tackles, an interception and a quarterback pressure. Combined with Kamerion Wimbley to stuff Alfred Morris for a three-yard loss on a rush off left end in the second quarter. Set up a Titans' touchdown by intercepting a Kirk Cousins pass intended for Andre Roberts in the second quarter.
- Against Houston (10/26), started at linebacker and posted eight tackles, including two tackles for loss and a quarterback pressure. Stuffed Arian Foster for a two-yard loss on a rush off right tackle in the opening quarter. Combined with Al Woods to stuff Alfred Blue for a one-yard loss on a rush off right tackle late in the third quarter. Stonewalled Blue for a one-yard loss on a rush off right tackle in the fourth quarter.
- Against N.Y. Giants (12/7), played in his 100th career regular season game. Started at linebacker and tied for the team lead with 10 tackles, including a stop for loss and a quarterback pressure. Combined with Ropati Pitoitua to stop Andre Williams for no gain on a rush off right tackle in the fourth quarter.
- At Jacksonville (12/18), started at linebacker and registered five tackles, including a sack, a stop for loss and a quarterback pressure. Collected a special teams stop on coverage units. Dropped Blake Bortles for a five-yard sack in the third quarter.

2013 (14/10, 3/0 – Denver): Was elected a defensive season captain, played 14 games with 10 starts. Earned his third career Broncos' Walter Payton NFL Man of the Year award. Ranked second on the team with 83 tackles and added 1.5 sacks, one interception, three tackles for a loss, eight quarterback hits, four pass breakups and one forced fumble. Played all three playoff contests, finishing with seven tackles.

- Against Baltimore (9/5), finished second on the club with 10 tackles, including half a sack, one tackle for a loss, two quarterback hits and one pass breakup.
- At N.Y. Giants (9/15), finished second with seven tackles and added a pass breakup and a quarterback hit.
- Against Oakland (9/23), tied for the team lead with eight tackles and added half a sack and a pair of quarterback hits.
- Against Philadelphia (9/29), recorded half a sack and finished third on the team with eight tackles.
- At New England (11/24), set a career high with 15 tackles and forced one fumble.
- At Kansas City (12/1), intercepted Alex Smith's pass in the end zone.

2012 (15/14, 1/1 – Denver): Appeared in 15 regular season games, starting a career-high 14 contests, and led the club with 114 tackles (70 solo), to go along with 5.5 sacks (47.5 yds.), three interceptions (40 yds.), six passes defended, one forced fumble and one fumble recovery. Added three special teams stops. Became the only player in the NFL in 2012—and just the 12th player in the last 30 years—to record at least 100 tackles, five sacks and three interceptions in a single season. Named to *USA Today's* All-Joe Team and earned the Darrent Williams Good Guy Award from the Denver chapter of the Pro Football Writers of America.

- Against New Orleans (10/28), earned the AFC Defensive Player of the Week Award honors after setting or matching career highs in nearly every defensive category and becoming the first Bronco to post one sack, one interception and one forced fumble in the same game.
- At Cincinnati (11/4), finished with a career-high 14 tackles to lead all players.
- Against Cleveland (12/23), set a career high with 1.5 sacks.
- Against Baltimore (1/12), tied for second on the team with seven tackles in Denver's AFC Divisional Playoff Game.

2011 (15/7, 2/0 – Denver): Played in 15 games, starting a then career-high seven contests. Ranked second on the team with 87 tackles to go along with two passes defended and two forced fumbles. Led the club with 10 special teams tackles for the second consecutive season and the third time in his four years with the team. Added one forced fumble on the kickoff coverage unit. Saw action in both of Denver's postseason games and collected one special teams stop.

- Against Cincinnati (9/18), matched a career-high with 13 tackles (10 solo) and added a pass defended.
- Against Chicago (12/11), forced a Marion Barber fumble in Denver territory in overtime to prevent a game-winning score and set up Denver's offense for the go-ahead field goal.

2010 (11/3 – Denver): Was named a team captain for the third consecutive year. Played 11 games with three starts and totaled 23 tackles, including one sack for 10 yards, in addition to a team-leading 15 special teams stops. Tied for fifth in the NFL with 1.36 special teams tackles per game.

- Against San Diego (1/2), recorded his first career sack for 10 yards in the regular-season finale.

2009 (16/0 – Denver): Was named a team captain. Played as a reserve in all 16 games and posted 35 tackles, one interception, two pass breakups and one forced fumble. Tied for fourth on the team with nine special teams tackles.

- At Cincinnati (9/13), made his first career interception.
- Against Pittsburgh (11/9), placed second on the club with seven tackles.
- At Kansas City (12/6), had three special teams tackles.

2008 (16/6 – Denver): Entered the NFL with the Broncos as a college free agent on April 28. Played all 16 games with six starts as a rookie and ranked eighth on the team with 54 tackles while adding one pass breakup and one forced fumble. Tied for the team lead with 11 special-teams tackles, including eight stops on kickoff coverage that tied for the club best. Was the only Broncos player to rank among the top eight on the team in both defensive tackles and special-teams stops. Tied for fourth in the league in unassisted tackles (36) according to press box totals during a stretch from Weeks 10-14 when he logged the first five starts of his NFL career. Also saw time at safety late in the year.

- At N.Y. Jets (11/30), registered a season-best 13 stops.

COLLEGE:

- Earned first-team All-Southeastern Conference honors during each of his final two seasons at the University of Kentucky, where he played 47 career games with 42 starts and led the Wildcats in tackles during each of his last three years.
- Concluded his collegiate career ranked eighth in Wildcats history with 395 tackles (259 solo) while adding 6.5 sacks (48 yds.), two interceptions, 12 pass breakups, seven forced fumbles and seven fumble recoveries.
- As a senior, led the SEC in tackles per game (10.6) and tied for 14th in the nation with 139 total stops.
- Posted 122 tackles as a junior that represented the second-highest total in the SEC and ranked 14th in the nation.
- Garnered honorable mention All-SEC accolades as a sophomore with 100 tackles (75 solo).
- Began his collegiate career as a strong safety before switching to linebacker midway through his freshman season. Earned freshman all-conference honors and became the first-ever Kentucky freshman to serve as a team captain.
- Earned a bachelor's degree in social work from Kentucky.

PERSONAL:

- Married to Veronica and the couple has a son, Greyson, and a daughter, Noah Elle.
- Was named the Georgia Class AAA Defensive Player of the Year by the *Atlanta Journal-Constitution* after posting 125 tackles as a senior at LaGrange (Ga.) High School. Helped his team post a 51-3 combined record during his prep career and win two state championships.
- Named the Broncos' nominee for the Walter Payton NFL Man of the Year in 2010-11 and earned the Darrent Williams Good Guy Award from the Denver chapter of the Pro Football Writers of America in 2012.
- Follow Woodyard on Twitter and Instagram at @WoodDro52.
- Born Wesley Woodyard, Jr. on July 21, 1986, in LaGrange, Ga.

WESLEY WOODYARD'S GAME-BY-GAME

2008 Denver Broncos

Date	Opp	W/L	P/S	Tot	Solo	Asst	Sk	- Yds	QBP	TFL	Int	- Yds	-TD	PD	FF	FR	- Yds	SpT	
Sept 8	@ Oak	W	p	0	0	0	0.0	0.0	NA	NA	0	0	0	0	0	0	0	0	0
Sept 14	SD	W	p	0	0	0	0.0	0.0	NA	NA	0	0	0	0	0	0	0	0	0
Sept 21	NO	W	p	0	0	0	0.0	0.0	NA	NA	0	0	0	0	0	0	0	0	0
Sept 28	@ KC	L	p	0	0	0	0.0	0.0	NA	NA	0	0	0	0	0	0	0	0	0
Oct 5	TB	W	p	0	0	0	0.0	0.0	NA	NA	0	0	0	0	0	0	0	0	0
Oct 12	Jax	L	p	0	0	0	0.0	0.0	NA	NA	0	0	0	0	0	0	0	0	0
Oct 20	@ NE	L	p	0	0	0	0.0	0.0	NA	NA	0	0	0	0	0	0	0	0	0
Nov 2	Mia	L	p	0	0	0	0.0	0.0	NA	NA	0	0	0	0	0	0	0	0	0
Nov 6	@ Cle	W	S	10	9	1	0.0	0.0	NA	NA	0	0	0	0	0	0	0	0	0
Nov 16	@ Atl	W	S	11	8	3	0.0	0.0	NA	NA	0	0	0	0	0	0	0	0	0
Nov 23	Oak	L	S	8	7	1	0.0	0.0	NA	NA	0	0	0	0	0	0	0	0	0
Nov 30	@ NYJ	W	S	13	11	2	0.0	0.0	NA	NA	0	0	0	1	0	0	0	0	0
Dec 7	KC	W	S	8	8	0	0.0	0.0	NA	NA	0	0	0	1	0	0	0	0	0
Dec 14	@ Car	L	S	2	2	0	0.0	0.0	NA	NA	0	0	0	0	0	0	0	0	0
Dec 21	Buf	L	p	2	2	0	0.0	0.0	NA	NA	0	0	0	0	0	0	0	0	0
Dec 28	@ SD	L	p	0	0	0	0.0	0.0	NA	NA	0	0	0	0	0	0	0	0	0
Totals				8-8	16/6	54	47	7	0.0	0.0	NA	NA	0	0	1	1	0	0	0

2009 Denver Broncos

Date	Opp	W/L	P/S	Tot	Solo	Asst	Sk	- Yds	QBP	TFL	Int	- Yds	-TD	PD	FF	FR	- Yds	SpT	
Sept 13	@ Cin	W	p	2	1	0	0.0	0.0	NA	NA	1	0	0	1	0	0	0	0	0
Sept 20	Cle	W	p	1	1	0	0.0	0.0	NA	NA	0	0	0	0	0	0	0	0	0
Sept 27	Oak	W	p	2	0	0	0.0	0.0	NA	NA	0	0	0	0	0	0	0	0	0
Oct 4	Dal	W	p	3	2	0	0.0	0.0	NA	NA	0	0	0	0	0	0	0	0	0
Oct 11	NE	W	p	5	3	0	0.0	0.0	NA	NA	0	0	0	1	0	0	0	0	0
Oct 19	@ SD	W	p	1	1	0	0.0	0.0	NA	NA	0	0	0	1	0	0	0	0	0
Nov 1	@ Bal	L	p	2	1	0	0.0	0.0	NA	NA	0	0	0	0	0	0	0	0	0
Nov 9	Pit	L	p	7	6	0	0.0	0.0	NA	NA	0	0	0	0	0	0	0	0	0
Nov 15	@ Was	L	p	3	3	0	0.0	0.0	NA	NA	0	0	0	0	0	0	0	0	0
Nov 22	SD	L	p	0	0	0	0.0	0.0	NA	NA	0	0	0	0	0	0	0	0	0
Nov 26	NYG	W	p	1	1	0	0.0	0.0	NA	NA	0	0	0	0	0	0	0	0	0
Dec 6	@ KC	W	p	1	1	0	0.0	0.0	NA	NA	0	0	0	0	0	0	0	0	0
Dec 13	@ Ind	L	p	3	1	0	0.0	0.0	NA	NA	0	0	0	0	0	0	0	0	0
Dec 20	Oak	L	p	2	2	0	0.0	0.0	NA	NA	0	0	0	0	0	0	0	0	0
Dec 27	@ Phi	L	p	0	0	0	0.0	0.0	NA	NA	0	0	0	0	0	0	0	0	0
Jan 3	KC	L	p	2	2	0	0.0	0.0	NA	NA	0	0	0	0	0	0	0	0	0
Totals				8-8	16/0	35	25	10	0.0	0.0	NA	NA	1	0	2	1	0	0	0

2010 Denver Broncos

Date	Opp	W/L	P/S	Tot	Solo	Asst	Sk	- Yds	QBP	TFL	Int	- Yds	-TD	PD	FF	FR	- Yds	SpT	
Sept 12	@ Jax	L	p	0	0	0	0.0	0.0	NA	NA	0	0	0	0	0	0	0	0	0
Sept 19	Sea	W	IA																
Sept 26	Ind	L	S	0	0	0	0.0	0.0	NA	NA	0	0	0	0	0	0	0	0	0
Oct 3	@ Ten	W	IA																
Oct 10	@ Bal	L	S	0	0	0	0.0	0.0	NA	NA	0	0	0	0	0	0	0	0	0
Oct 17	NYJ	L	IA																
Oct 24	Oak	L	IA																
Oct 31	@ SF	L	IA																
Nov 14	KC	W	S	0	0	0	0.0	0.0	NA	NA	0	0	0	0	0	0	0	0	0
Nov 22	@ SD	L	p	6	4	2	0.0	0.0	NA	NA	0	0	0	0	0	0	0	0	0
Nov 28	StL	L	p	0	0	0	0.0	0.0	NA	NA	0	0	0	0	0	0	0	0	0
Dec 5	@ KC	L	p	1	1	0	0.0	0.0	NA	NA	0	0	0	0	0	0	0	0	0
Dec 12	@ Ari	L	p	1	1	0	0.0	0.0	NA	NA	0	0	0	0	0	0	0	0	0
Dec 19	@ Oak	L	p	1	1	0	0.0	0.0	NA	NA	0	0	0	0	0	0	0	0	0
Dec 26	Hou	W	S	9	8	1	0.0	0.0	NA	NA	0	0	0	0	0	0	0	0	0
Jan 2	SD	L	S	5	5	0	1.0	10.0	NA	NA	0	0	0	0	0	0	0	0	0
Totals				4-12	11/3	23	20	3	1.0	10.0	NA	NA	0	0	0	0	0	0	0

2011 Denver Broncos

Date	Opp	W/L	P/S	Tot	Solo	Asst	Sk	- Yds	QBP	TFL	Int	- Yds	-TD	PD	FF	FR	- Yds	SpT		
Sept 12	Oak	L	S	6	5	1	0.0	0.0	NA	NA	0	0	0	0	0	0	0	0	0	
Sept 18	Cin	W	S	13	10	3	0.0	0.0	NA	NA	0	0	0	1	0	0	0	0	0	
Sept 25	@ Ten	L	S	9	6	3	0.0	0.0	NA	NA	0	0	0	0	0	0	0	0	0	
Oct 2	@ GB	L	S	6	4	2	0.0	0.0	NA	NA	0	0	0	0	0	0	0	0	0	
Oct 9	SD	L	p	7	6	1	0.0	0.0	NA	NA	0	0	0	0	0	0	0	0	0	
Oct 23	@ Mia	W	S	4	3	1	0.0	0.0	NA	NA	0	0	0	0	0	0	0	0	0	
Oct 30	Det	L	S	8	5	3	0.0	0.0	NA	NA	0	0	0	0	0	0	0	0	0	
Nov 6	@ Oak	W	p	3	2	1	0.0	0.0	NA	NA	0	0	0	0	0	0	0	0	0	
Nov 13	@ KC	W	IA																	
Nov 17	NYJ	W	p	7	5	2	0.0	0.0	NA	NA	0	0	0	0	1	0	0	0	0	
Nov 27	@ SD	W	p	7	3	4	0.0	0.0	NA	NA	0	0	0	0	0	0	0	0	0	
Dec 4	@ Min	W	p	4	2	2	0.0	0.0	NA	NA	0	0	0	0	0	0	0	0	0	
Dec 11	Chi	W	p	2	2	0	0.0	0.0	NA	NA	0	0	0	0	1	0	0	0	0	
Dec 18	NE	L	S	8	5	3	0.0	0.0	NA	NA	0	0	0	0	0	0	0	0	0	
Dec 24	@ Buf	L	p	3	2	1	0.0	0.0	NA	NA	0	0	0	1	0	0	0	0	0	
Jan 1	KC	L	p	0	0	0	0.0	0.0	NA	NA	0	0	0	0	0	0	0	0	0	
Totals				8-8	15/7	87	60	27	0.0	0.0	NA	NA	0	0	2	2	0	0	0	
Playoffs																				
Jan 8	Pit	W	p	0	0	0	0.0	0.0	NA	NA	0	0	0	0	0	0	0	0	0	0
Jan 14	@ NE	L	p	0	0	0	0.0	0.0	NA	NA	0	0	0	0	0	0	0	0	0	0
Totals				1-1	2/0	0	0	0	0.0	0.0	NA	NA	0	0	0	0	0	0	0	0

2012 Denver Broncos

Date	Opp	W/L	P/S	Tot	Solo	Asst	Sk	- Yds	QBP	TFL	Int	- Yds	-TD	PD	FF	FR	- Yds	SpT	
Sept 9	Pit	W	S	12	12	0	1.0	5.0	NA	NA	0	0	0	0	0	0	0	0	0
Sept 17	@ Atl	L	S	6	5	1	0.0	0.0	NA	NA	0	0	0	0	0	0	0	0	0
Sept 23	Hou	L	p	1	1	0	0.0	0.0	NA	NA	1	7	0	1	0	0	0	0	0
Sept 30	Oak	W	S	6	1	5	0.5	1.0	NA	NA	0	0	0	0	0	0	0	0	0
Oct 7	@ NE	L	S	11	5	6	0.5	10.0	NA	NA	0	0	0	0	0	0	0	0	0
Oct 15	@ SD	W	S	9	6	3	0.0	0.0	NA	NA	0	0	0	0	0	0	0	0	0
Oct 28	NO	W	S	13	9	4	1.0	12.0	NA	NA	1	8	0	2	1	0	0	0	0
Nov 4	@ Cin	W	S	14	4	10	0.0	0.0	NA	NA	0	0	0	0	0	0	0	0	0
Nov 11	@ Car	W	S	5	3	2	0.0	0.0	NA	NA	0	0	0	0	0	0	0	0	0
Nov 18	SD	W	S	8	5	3	0.0	0.0	NA	NA	1	25	0	1	0	1	0	0	0
Nov 25	@ KC	W	S	9	8	1	1.0	9.0	NA	NA	0	0	0	1	0	0	0	0	0
Dec 2	TB	W	S	3	0	3	0.0	0.0	NA	NA</									

WESLEY WOODYARD'S GAME-BY-GAME CONT.

2015 Tennessee Titans														2016 Tennessee Titans																								
Date	Opp	W/L	P/S	Tot	Solo	Asst	Sk	- Yds	QBP	TFL	Int	- Yds	-TD	PD	FF	FR	- Yds	SpT	Date	Opp	W/L	P/S	Tot	Solo	Asst	Sk	- Yds	QBP	TFL	Int	- Yds	-TD	PD	FF	FR	- Yds	SpT	
Sept 13	@ TB	W	p	3	2	1	0.0	0.0	0	0	0	0	0	0	0	0	0	0	1	Sept 11	Min	L	S	6	3	3	0.0	0.0	2	0	0	0	0	1	0	0	0	1
Sept 20	@ Cle	L	p	1	1	0	1.0	10.0	0	0	0	0	0	0	1	0	0	0	1	Sept 18	@ Det	W	p	8	5	3	0.0	0.0	0	0	0	0	0	0	0	0	0	0
Sept 27	Ind	L	p	1	0	1	0.0	0.0	0	0	0	0	0	0	0	0	0	0	0	Sept 25	Oak	L	p	2	1	1	0.0	0.0	0	1	0	0	0	0	0	0	0	2
Oct 11	Buf	L	S	10	7	3	0.0	0.0	0	0	0	0	0	0	0	0	0	0	0	Oct 2	@ Hou	L	S	5	4	1	0.0	0.0	2	2	0	0	0	0	0	0	0	0
Oct 18	Mia	L	S	11	9	2	1.0	10.0	1	2	0	0	0	0	0	0	0	0	0	Oct 9	@ Mia	W	S	0	0	0	0.0	0.0	0	0	0	0	0	0	1	0	0	0
Oct 25	Atl	L	S	11	8	3	0.0	0.0	0	0	0	0	0	0	0	0	0	0	0	Oct 16	Cle	W	S	5	3	2	1.0	0.0	2	0	0	0	0	0	0	0	0	0
Nov 1	@ Hou	L	S	8	7	1	0.0	0.0	1	1	0	0	0	0	0	0	0	0	1	Oct 23	Ind	L	S	4	2	2	0.0	0.0	0	0	0	0	0	0	0	0	0	0
Nov 8	@ NO	W	S	10	6	4	1.0	11.0	1	1	0	0	0	0	0	0	0	0	1	Oct 27	Jax	W	S	6	1	5	0.0	0.0	0	0	0	0	0	0	0	0	0	0
Nov 15	Car	L	S	10	6	4	1.0	1.0	2	1	0	0	0	0	0	0	0	0	0	Nov 6	@ SD	L	p	10	6	4	1.0	7.0	1	1	0	0	0	0	0	0	0	0
Nov 19	@ Jax	L	S	6	4	2	1.0	6.0	1	2	0	0	0	0	0	0	0	0	0	Nov 13	GB	W	p	1	1	0	0.0	0.0	0	0	0	0	0	0	0	0	0	1
Nov 29	Oak	L	S	7	6	1	0.0	0.0	0	0	0	0	0	0	0	0	0	0	0	Nov 20	@ Ind	L	S	8	3	5	0.0	0.0	0	0	0	0	0	0	0	0	0	1
Dec 6	Jax	W	S	5	1	4	0.0	0.0	1	0	0	0	0	1	0	1	3	0	0	Nov 27	@ Chi	W	p	8	5	3	0.0	0.0	0	0	1	21	0	3	0	0	0	0
Dec 13	@ NYJ	L	S	8	5	3	0.0	0.0	0	0	0	0	0	0	0	0	0	0	1	Dec 11	Den	W	S	6	4	2	0.0	0.0	0	0	0	0	0	1	0	0	0	0
Dec 20	@ NE	L	S	12	5	7	0.0	0.0	0	0	0	0	0	0	0	0	0	0	0	Dec 18	@ KC	W	S	8	6	2	0.0	0.0	0	2	0	0	0	0	0	0	0	0
Dec 27	Hou	L	S	3	1	2	0.0	0.0	1	0	0	0	0	0	0	0	0	0	1	Dec 24	@ Jax	L	p	5	3	2	0.0	0.0	1	0	0	0	0	0	0	0	0	0
Jan 3	@ Ind	L	p	4	2	2	0.0	0.0	1	0	0	0	0	2	0	0	0	0	0	Jan 1	Hou	W	S	6	5	1	0.0	0.0	0	1	0	0	0	0	0	0	0	1
Totals				3-13	16/12	110	70	40	5.0	38.0	9	7	0	0	3	1	1	3	6	Totals				9-7	16/10	88	52	36	2.0	7.0	8	7	1	21	0	6	0	6

WESLEY WOODYARD'S NFL STATISTICS

REGULAR SEASON			TACKLES							INTERCEPTIONS					FUMBLES				
Year	Team	GP	GS	Tot	Solo	Asst	Sk	Yds	QBP	TFL	No	Yds	Lg	TD	PD	FF	FR	Yds	SpT
2008	Denver	16	6	54	47	7	0.0	0.0	NA	NA	0	0	-	0	1	1	0	0	11
2009	Denver	16	0	35	25	10	0.0	0.0	NA	NA	1	0	0	0	2	1	0	0	9
2010	Denver	11	3	23	20	3	1.0	10.0	NA	NA	0	0	-	0	0	0	0	0	15
2011	Denver	15	7	87	60	27	0.0	0.0	NA	NA	0	0	-	0	2	2	0	0	10
2012	Denver	15	14	114	70	44	5.5	47.5	NA	NA	3	40	25	0	6	1	1	12	3
2013	Denver	14	10	83	47	36	1.5	11	NA	NA	1	0	0	0	4	1	0	0	1
2014	Tennessee	16	16	134	66	68	2.5	12.0	9	8	2	20	13	0	4	0	0	0	2
2015	Tennessee	16	12	110	70	40	5.0	38.0	9	7	0	0	0	0	3	1	1	3	6
2016	Tennessee	16	10	88	52	36	2.0	7.0	8	7	1	21	21	0	6	0	0	0	6
NFL Totals		135	78	728	457	271	17.5	125.5	26	22	8	81	25	0	28	7	2	15	63

PLAYOFFS			TACKLES							INTERCEPTIONS					FUMBLES				
Year	Team	GP	GS	Tot	Solo	Asst	Sk	Yds	QBP	TFL	No	Yds	Lg	TD	PD	FF	FR	Yds	SpT
2011	Denver	2	0	0	0	0	0.0	0.0	NA	NA	0	0	-	0	0	0	0	0	1
2012	Denver	1	1	7	7	0	0.0	0.0	NA	NA	0	0	-	0	0	0	0	0	0
2013	Denver	3	0	7	4	3	0.0	0.0	NA	NA	0	0	-	0	0	0	0	0	0
NFL Totals		6	1	14	11	3	0.0	0.0	NA	NA	0	0	-	0	0	0	0	0	1

Single-Game Highs

Tackles - 15 at New England (11/24/13)
 Sacks - 1.5 vs. Cleveland (12/23/12)
 Interceptions - 1 (Eight times, last at Chicago 11/27/16)
 Forced Fumble - 1 (Seven times, last at Cleveland 9/20/15)
 Fumble Recovery - 1 vs. San Diego (11/18/12)
 Passes Defensed - 3 at Chicago (11/27/16)
 Special Teams Tackles - 3 (Twice, last vs. St. Louis 11/28/10)

Playoff Single-Game Highs

Tackles - 7 vs. Baltimore (1/12/13)
 Special Teams Tackles - 1 at New England (12/14/12)

Additional Statistics

Special Teams Forced Fumbles - 1 (2011), 1 (2013)
 Touchdowns - 1 (three-yard fumble return vs. Jacksonville, 12/6/15)



**2017 ROOKIE
FREE AGENT BIOS**




Signed by the Titans as an undrafted free agent on June 13, 2017... originally attended the Titans' rookie camp in May on a tryout basis... appeared in 45 games for Florida Tech, totaling seven interceptions, 152 tackles and 31 pass breakups over his career...four-time All-Gulf South Conference selection and a 2015 USA College Football All-American.

As a senior (2016), started all 11 games...recorded 30 solo tackles and 12 assisted stops for 42 total tackles...made two interceptions, forced one fumble and recorded four passes defended...also returned one interception for a 26-yard touchdown against West Georgia (11/4)...named a 2016 First Team CoSIDA Academic All-American and earned First Team All-Gulf South Conference honors...**as a junior (2015)**, appeared in 11 games for the Panthers...logged 39 tackles, 11 passes defended and one interception...earned First-Team All-GSC honors and selected as a

USA College Football All-American...**as a sophomore (2014)**, started all 11 games and tallied 36 tackles, three interceptions, a conference-leading 12 passes defended and also forced one fumble...earned second-team All-GSC honors...**as a freshman (2013)**, played in all 12 games as a true freshman and recorded 34 tackles, one interception and three fumble recoveries...named All-GSC...graduated with a degree in accounting from Florida Tech in 2016.

High school/personal: attended South Plantation (Fla.) High School where he was named team captain and led the team in interceptions...also ran track... @int_abad on Twitter...born Manuel Abad on Nov. 24, 1993 in Fort Lauderdale, Fla.



Signed by the Titans as an undrafted free agent on May 19, 2017... appeared in 34 games with 11 starts for Central Michigan, totaling 24 receptions for 197 yards and four touchdowns over his career...converted to fullback from linebacker after the 2013 season.

As a senior (2015), saw action in 13 games and started seven...had 11 receptions for 49 yards and three touchdowns...awarded Academic All-MAC honors...caught a season-high four passes for a season-high 22 yards and scored one touchdown against Syracuse (10/29)...**as a junior (2014)**, played in all 13 games and started in four...logged 13 receptions for 148 yards with a long of 23 and one touchdown...named Central Michigan's Rookie of the Year and was awarded Academic All-MAC honors...notched a season-high 33 yards at Eastern Michigan (11/1)...**as a sophomore**

(2013), played in the final eight games after missing the first four due to injury... named Central Michigan's Defensive Scout Team Player of the Year...**as a freshman (2012)**, redshirted...graduated from Central Michigan with a degree in integrated science in 2015.

High school/personal: attended Romeo (Mich.) High School where he was an all-county and all-conference first team linebacker...named to the Detroit News and Detroit Free Press all-state teams...finished with 260 career tackles including 102 stops his junior season...lettered one season in wrestling...@Joe_Bacci on Twitter...born Joseph Lawrence Bacci on April 25, 1994 in Romeo, Mich.



Signed by the Titans as an undrafted free agent on May 12, 2017... appeared in 21 games over two seasons at Central Florida and participated in the 2017 FBS All-Americans Tropical Bowl...posted 35 tackles, four passes defended and one sack from 2015-16...played at Georgia Military College from 2013-14 where he totaled 23 tackles, four interceptions and 10 passes defended.

As a senior (2016), played in all 13 games totaling 14 tackles and three passes defended...had two tackles and one pass defended at both UConn (10/22) and against Tulsa (11/19)...**as a junior (2015)**, started three games at corner...tallied 21 tackles with one sack and one pass defended in eight games...notched five tackles and one sack for a nine-yard loss at South Carolina (9/26)...**as a sophomore (2014)**, recorded 20 tackles, one interception and five passes defended at Georgia Military...**as**

a freshman (2013), logged three tackles, three interceptions for 17 yards and five passes defended.

High school/personal: attended Oakleaf (Fla.) High School...@JerBoyk on Twitter and Instagram...born Jeremy Jose Boykins on May 29, 1995 in Jacksonville, Fla.



70 DeANGELO BROWN
NOSE TACKLE • 6'0" • 302 LBS • COLLEGE: LOUISVILLE



Signed by the Titans as an undrafted free agent on May 12, 2017... appeared in 46 games with 29 starts for Louisville over four seasons, while missing the 2013 season due to an Achilles injury...collected 112 tackles, 6.5 sacks and 23.5 tackles for loss over his college career.


As a senior (2016), started all 13 games...posted 42 tackles, 14 tackles for loss and three sacks for 15 yards...recorded six total tackles, 1.5 sacks and one forced fumble against Wake Forest (11/12)...**as a redshirt junior (2015)**, saw action in 13 games and made 12 starts at defensive tackle...notched 40 tackles, two sacks and 6.5 tackles for loss on the season...credited with four tackles and two tackles for loss against Wake Forest (10/30)...**as a redshirt sophomore (2014)**, appeared in 13 games with four starts...logged 20 tackles, 1.5 sacks and two tackles for loss on the season...tallied a career-high seven tackles and one tackle for loss at Boston College (11/8)...credited with four tackles in the Belk Bowl...**as a sophomore (2013)**, missed the entire season after suffering an

Achilles injury during offseason workouts... **as a freshman (2012)**, saw action in seven games and notched 10 tackles...also recorded a pair of tackles in the Sugar Bowl...graduated from Louisville with a degree in health and human performance in 2015.

High school/personal: attended Savannah (Ga.) Christian Prep where he was voted team captain, earned All-Conference honors three times and was named the Georgia Class A All-Defensive Player of the Year...also voted the All-Savannah Defensive Player of the Year, was a three-time All-Region selection and was a member of the 2011 GHSA Class A state championship team...son of Estelle and Robert Brown...@DeBrown97 on Twitter and @DeBrown_97 on Instagram...born DeAngelo Brown on Feb. 14, 1994 in Savannah, Ga.



5 TYLER FERGUSON
QUARTERBACK • 6'3" • 224 LBS • COLLEGE: WESTERN KENTUCKY



Signed by the Titans as undrafted free agent on May 12, 2017...appeared in nine games at Western Kentucky, completing 19 of 41 passes for 234 yards and three touchdowns...transferred to Western Kentucky from Louisville where he redshirted the 2014 season and did not see action...transferred to Louisville from Penn State where he played in five games of the 2013 season and completed 10 of 15 passes for 155 yards and one touchdown...transferred to Penn State from College of the Sequoias where he broke single-season school records by passing for 2,614 yards and 199 completions.


As a senior (2016), appeared in nine games for Western Kentucky where he completed 19 of 41 passes for 234 yards and three touchdowns...completed a 61-yard touchdown pass at Vanderbilt (9/24)...**as a redshirt sophomore (2014)**, redshirted at Louisville and then did not appear for the Cardinals in 2015...**as a sophomore (2013)**, saw action in five games for

Penn State where he completed 10 of 15 passes for 155 yards and a touchdown...made seven of 11 passes for 125 yards and one touchdown at Ohio State (10/26)...**as a freshman (2012)**, ranked as the nation's No. 3 junior college quarterback by ESPN.com at the College of the Sequoias (Calif.)...passed for 2,614 yards and 22 touchdowns over 10 games...graduated from Western Kentucky in December 2016 from with a degree in communications.

High school/personal: attended Ridgeview (Calif.) High School...son of Mark Ferguson and Kelly Reese...has three brothers, Blade Griffin, Tyler Reese and Brandon Williams, and three sisters, Ryann Ferguson, Abby Flachman and Becky Hicks...played varsity basketball four years in high school...born Tyler Thomas Ferguson on Jan. 7, 1994 in Bakersfield, Calif.



40 JOHN GREEN
CORNERBACK • 5'10" • 180 LBS • COLLEGE: CONNECTICUT



Signed by the Titans as an undrafted free agent on May 12, 2017... appeared in 44 games with six starts...converted to cornerback from wide receiver after the 2013 season...totaled 50 tackles and 13 passes defended over his career at Connecticut.

As a senior (2016), saw action in 11 games with five starts...notched 29 tackles and six passes defended...had a career-high seven tackles against Cincinnati (10/8)...**as a junior (2015)**, played in 12 games with one start...tallied eight tackles and two passes defended on the season...logged a season-high three tackles against East Carolina (10/30)...**as a sophomore (2014)**, played in all 12 games at cornerback after converting from wide receiver...finished the season with 11 tackles and five passes defended...recorded a season-high six tackles at East Carolina (10/23)...

as a freshman (2013), appeared in 10 games at wide receiver with two starts...caught five passes for 40 yards...redshirted in 2012...graduated from Connecticut with a degree in urban studies in 2017.

High school/personal: attended Felix Varela (Fla.) High School where he posted 13 receptions for 186 yards and three touchdowns as a senior in 2011...also ran track in high school...born John Christopher Green on Nov. 12, 1993 in Miami, Fla.



42 DENZEL JOHNSON
SAFETY • 6'0" • 198 LBS • COLLEGE: TEXAS CHRISTIAN



Signed by the Titans as an undrafted free agent on May 12, 2017...played in 49 games with 25 starts at Texas Christian...recorded 185 total tackles, 4.5 sacks, 25.5 tackles for loss, 15 passes defended and one interception for 50 yards over four seasons.

As a senior (2016), started 11 games and missed the final two...named second-team All-Big 12 and second-team Associated Press All-Big 12...logged 84 total tackles, 2.5 sacks for 20 yards, 11 tackles for loss and six passes defended...had a career-high nine solo tackles and a career-high 2.5 tackles for loss at Kansas (10/8)...**as a junior (2015)**, started all 13 games...received honorable mention All-Big 12 accolades...notched 79 total tackles, two sacks, 13.5 tackles for loss, eight passes defended and one 50-yard interception...made a team-best 10 tackles including two for loss against SMU (9/23)...**as a sophomore (2014)**, appeared in all 13

games...tallied 16 total tackles and one pass defended...**as a freshman (2013)**, played in all 12 games as a true freshman and recorded six total tackles.

High school/personal: attended Gainesville (Fla.) High School where he played quarterback and passed for 1,117 yards and 12 touchdowns while rushing for 1,064 yards and 10 scores...earned District 9-3A Most Valuable Player honors at quarterback his senior year...named All-Cooke County...rushed for 580 yards and eight touchdowns his junior year and was named first-team all-district...was also all-district in basketball and baseball...majored in communications...@DenzelJohnson30 on Twitter and Instagram...born Denzel Raphael Johnson on Sept. 16, 1994 in Gainesville, Texas.



38 AKEEM JUDD
RUNNING BACK • 5'10" • 225 LBS • COLLEGE: MISSISSIPPI



Signed by the Titans as an undrafted free agent on May 12, 2017...appeared in 25 games with 12 starts at Ole Miss...totaled 1,247 yards on 241 attempts for nine touchdowns as well as 24 receptions for 160 yards and one score...played two seasons at Georgia Military College where he was ranked the No. 1 junior college running back by ESPN.com.

As a senior (2016), saw action in 12 games with 11 starts and rushed for 826 yards on 164 carries and six touchdowns...caught 15 passes for 106 yards and one touchdown...averaged 68.8 rushing yards per game...**as a redshirt junior (2015)**, played in 13 games with one start...carried the ball 77 times for 421 yards and three touchdowns...finished third on the team with 421 rushing yards...made nine receptions for 54 yards with a long of 16...tallied 54 yards on eight carries including a 25-yard touchdown run and also caught three passes for 17 yards at Auburn (10/31)...**as a**

junior (2014), redshirted at Ole Miss...**as a sophomore (2013)**, logged 558 yards on 95 carries for four touchdowns on the season...helped lead Georgia Military to the junior college national championship game...**as a freshman (2012)**, totaled 463 yards on 71 carries with five rushing touchdowns and scored two receiving touchdowns at Georgia Military...graduated from Mississippi in May 2016 with a degree in general studies.

High school/personal: attended Southern (N.C.) High School where he ran for 1,324 yards and 14 touchdowns his senior year...also ran track in high school...son of Tammy Judd...@21_Answers on Instagram...born Akeem D. Judd on Dec. 11, 1992 in Durham, N.C.



80 KEVONN MABON
WIDE RECEIVER • 6'1" • 212 LBS • COLLEGE: BALL STATE



Signed by the Titans as an undrafted free agent on May 12, 2017...appeared in 52 games with 27 starts for Ball State at receiver and kick returner...made 244 receptions for 2,862 yards and 12 touchdowns and carried the ball 19 times for 114 yards and two touchdowns...also returned 58 kicks for 1,421 yards with one touchdown.

As a senior (2016), started all 12 games and had a team-leading 85 receptions for 972 yards and three touchdowns...rushed 12 times for 64 yards and one touchdown...returned 26 kicks for 582 yards...caught 12 passes and scored three touchdowns against Eastern Michigan (11/8)...**as a junior (2015)**, started all 12 games at wide receiver and finished second on the team with 70 receptions and 746 receiving yards, also scored two receiving touchdowns...returned 19 kicks for 516 yards and one touchdown...posted two 100-yard games against Massachusetts (10/31) and at Ohio (11/17)...scored on an 89-yard kick return against Central Michigan (10/24)...**as a sophomore (2014)**, played in all 12 games with 10 starts...had a team-high 59 receptions...was second on the team with 717 receiving yards and five receiving touchdowns...rushed

for 54 yards and one touchdown on five attempts...returned 12 kicks for 205 yards...logged two 100-yard games against Colgate (8/30) and at Bowling Green (11/28)...**as a freshman (2013)**, medical redshirt after appearing in three games with one start...**as a true freshman (2012)**, played in 12 games with two starts...caught 23 passes for 335 yards and two touchdowns...graduated from Ball State in May 2016 with a degree in criminal justice.

High school/personal: attended DeSmet Jesuit (Mo.) High School where he earned all-league second team honors at wide receiver and all-league second team honors as a defensive back...tallied 42 catches for 1,041 yards and 12 touchdowns in his career...also ran track...son of William Mabon and Marilyn Brown...uncle, Keith Brown, played for the New York Giants...@KMabon16 on Twitter and Instagram...born KeVonn Karmell Mabon on Oct. 2, 1993 in Gary, Indiana.



Signed by the Titans as an undrafted free agent on May 12, 2017...played in 48 games with 47 starts for California...started 22 games at right tackle and 25 games at left tackle over his career.

As a senior (2016), started 11 games at right tackle before missing the season finale due to injury...earned honorable mention All-Pac-12 honors...anchored an offensive line that helped Cal rank fourth nationally in passing offense with 358.8 yards per game...**as a junior (2015)**, started a single-season career-high 13 games at left tackle...helped Cal's offense set numerous single-season school records including passing yardage with 4,892, passing yards per game with 376.3 and passing touchdowns with 44...**as a sophomore (2014)**, started all 12 games at left tackle...earned Cal's Andy Smith Trophy award given to the player with the most playing time...helped Cal score 55+ points per game three times...**as a freshman (2013)**, appeared in 12 games with 11 starts at right tackle...graduated

from California in December 2016 with a degree in legal studies.

High school/personal: attended Elk Grove (Calif.) High where he earned first-team Division II All-State honors, third-team All-State honors and the DVL Offensive Lineman of the Year...also earned third-team All-State honors in basketball...father, Phil Moore, was an offensive lineman at San Jose State...son of Phil and Susan Moore...interested in pursuing law enforcement after his football playing career...@SP_Moore on Instagram...@Stevenmoore64 on Twitter...born Steven Philip Moore on Sept. 28, 1993 in Elk Grove, Calif.



Signed by the Titans as an undrafted free agent on May 12, 2017... appeared in 34 games on special teams and at wide receiver for Louisville over three seasons.

As a senior (2016), played on special teams in 13 games and posted 16 total tackles...recorded a career-high three total tackles against North Carolina State (10/22)...**as a junior (2015)**, played on special teams in 13 games and posted five total tackles...**as a sophomore (2014)**, appeared in eight games on special teams and at wide receiver...logged two special teams tackles at Clemson (10/11)...**as a freshman (2013)**, played wide receiver at Glendale Community College where he caught 21 passes for

520 yards and five touchdowns...posted three 100-yard games as a freshman... named second-team all-conference... graduated from Louisville in May 2017 with a degree in business marketing.

High school/personal: attended Valley Vista (Ariz.) High School...son of Eric and Emakio Pascascio...has one sister, Indya Pascascio...wants to start his own business one day...born Giovanni Dominic Pascascio on Nov. 10, 1994 in Glendale, Ariz.




Signed by the Titans as an undrafted free agent on May 12, 2017... appeared in 42 games with 29 starts for Minnesota.

As a senior (2016), started nine games at right tackle and one at right guard...missed three due to injury...blocked for an offense that posted 2,387 rushing yards and 34 touchdowns...was part of an offensive line that helped Minnesota post 593 total offensive yards against Indiana State (9/10)...awarded Academic All-Big Ten honors...**as a junior (2015)**, was the only offensive lineman on Minnesota's roster to start all 13 games... started eight games at right tackle, four games at left tackle and one game at right guard...contributed to an offense that recorded 2,793 passing yards and 17 touchdowns as well as 1,873 rushing yards and 17 touchdowns...named Minnesota's Offensive Lineman of the Year and All-Big Ten Honorable Mention...awarded Academic All-Big Ten honors...**as a sophomore (2014)**, played in 12 games with six starts at right tackle... blocked for an offense that rushed for 2,801 yards and 32 touchdowns... awarded Academic All-Big Ten honors...**as a freshman (2013)**, appeared

in seven games primarily on special teams... awarded Academic All-Big Ten honors... graduated from Minnesota in May 2017 with a degree in elementary education.

High school/personal: attended Blue Earth Area (Minn.) High School where he was named first-team all-state by the Associated Press and Pioneer Press...two-time all-area selection and two-time all-South Central Conference honoree...also played baseball in high school...son of David and Kristin Pirsig...has three sisters, Emilie Mahler, Hayley Mahler and Whitney Pirsig...@JonahLikesMath on Twitter and @Jonah.Pirsig on Instagram...born Jonah David Pirsig on May 4, 1993 in Blue Earth, Minn.




Signed by the Titans as an undrafted free agent on May 15, 2017... originally attended the Titans' rookie camp in May on a tryout basis... appeared in 34 games with seven starts for Oregon and recorded 86 total tackles.

As a senior (2016), made seven starts at linebacker and notched 29 total tackles including one tackle for loss...missed five total games due to injury... had a season-high 11 tackles against Oregon State (11/26)...awarded the Todd Doxey Award for Most Outstanding Teammate...CoSIDA All-District 8 All-Academic teams for his academic achievements...**as a junior (2015)**, appeared in 12 games on the season...logged 20 total tackles and

one pass defended...notched three tackles against Cal (11/7)...earned the Pac-12's first-team academic all-conference honors... **as a sophomore (2014)**, transferred to Oregon and appeared in all 15 games...

credited with 13 tackles and one pass defended...**as a freshman (2013)**, played in eight games as a true freshman for California...recorded a pair of tackles at Washington (10/26).

High school/personal: attended Wilsonville (Ore.) High School...born Johnny Ragin III on Feb. 8, 1995 in Wilsonville, Ore.




Signed by the Titans as an undrafted free agent on May 15, 2017... originally attended the Titans' rookie camp in May on a tryout basis... appeared in 47 games and made 32 starts for Northwestern...posted 59 total tackles, 3.5 sacks for 24 yards, five passes defended, two forced fumbles and one fumble recovery throughout his career.

As a graduate student (2016), played in all 13 games with 12 starts at defensive end...finished the season with a career-high 29 tackles...also posted three sacks for 19 yards on the season...notched three tackles, one sack and forced a fumble against Illinois (11/26)...Academic All-Big Ten honors...**as a senior (2015)**, appeared in 13 games and made 12 starts... recorded 17 total tackles, one pass defended and one fumble recovery... logged three tackles at Michigan (10/10)...Academic All-Big Ten honors... **as a junior (2014)**, made eight starts and appeared in 11 games... notched 13 total tackles, two passes defended and blocked a field goal...

posted three tackles at Minnesota (10/11)... **as a sophomore (2013)**, appeared in all 12 games and totaled three tackles on the season...**as a redshirt freshman (2012)**, missed the entire season due to injury...**as a**

true freshman (2011), missed the entire season due to injury...graduated from Northwestern in June 2015 with a degree in communications... graduated in December 2016 with a Master's in integrated marketing and communications.

High school/personal: attended LaSalle-Peru (Ill.) High School...son of Cameron and Stacey Robbins...has one sister, Jazzmyne, who played volleyball at the University of St. Francis (Ill.)...@Robbins.CJ on Instagram...born Cameron Douglas Robbins Jr on July 2, 1993 in Peru, Ill.



Signed by the Titans as an undrafted free agent on June 5, 2017... appeared in 46 games and made 42 starts for Illinois State.

As a senior (2016), started all 12 games...helped the Redbirds rank No. 6 in the Missouri Valley Football Conference in total offense with 390.1 yards per game...third-team All-America selection by the Associated Press... won the 2016 FCS Rimington Award, given to the top center in the FCS... All-MVFC First-Team selection at center...**as a junior (2015)**, started all 13 games...All-MVFC First-Team selection...MVFC All-Academic Second-Team pick...**as a sophomore (2014)**, started all 15 games...MVFC All-Academic Team honorable mention...**as a freshman (2013)**, appeared in six games with two starts...graduated from Illinois State in May 2016 with a degree in accounting.

High school/personal: attended Marquette University (Wisc.) High School...named Associate Press First-Team All-State as a senior...named conference lineman of the year and earned first-team all-conference honors...also competed in track and field and powerlifting...son of Casey and Beth Spelman...has two siblings, Matt and Jenn...@Spelman54 on Instagram...@MarkSpelman54 on Twitter...born Mark Patrick Spelman on Nov. 2, 1993 in Waukesha, Wisc.



2016 REVIEW

2016–2017 TITANS TRANSACTIONS

2016

January 4	Relieved general manager RUSTON WEBSTER of his duties; signed RB DAVID FLUELLEN , TE KEVIN GREENE , WR NICK HARWELL , G JOSUE MATIAS and T WILL POEHL to future contracts		
January 11	Signed CB STEVEN CLARKE to a future contract		
January 14	Hired JON ROBINSON as general manager		
January 16	Named MIKE MULARKEY the 18th head coach in franchise history		
January 20	Hired BOBBY APRIL as special teams coordinator and TERRY ROBISKIE as offensive coordinator; elevated DICK LeBEAU to assistant head coach/defensive coordinator		
January 25	Hired RUSS GRIMM as offensive line coach, STEVE JACKSON as assistant secondary coach and DESHEA TOWNSEND as secondary coach		
January 26	Hired BOB BRATKOWSKI as wide receivers coach		
February 1	Hired BRANDON BLANEY as defensive assistant and KEITH WILLIS as assistant defensive line coach		
February 9	Terminated vested veteran S MICHAEL GRIFFIN		
March 1	Agreed to terms with RB ANTONIO ANDREWS to an exclusive rights contract		
March 2	Signed free agent CB BRICE McCAIN		
March 9	Traded a 2016 fourth-round selection (100th overall) to the Philadelphia Eagles for RB DeMARCO MURRAY and their 2016 fourth-round selection (113th overall)		
March 10	Signed unrestricted free agent C BEN JONES		
March 11	Signed unrestricted free agents QB MATT CASSEL and WR RISHARD MATTHEWS		
March 14	Signed unrestricted free agent NT AL WOODS		
March 16	Signed unrestricted free agent LB SEAN SPENCE		
March 18	Signed unrestricted free agents T BYRON BELL and CB ANTAWN BLAKE		
March 30	Signed unrestricted free agent S RASHAD JOHNSON		
April 1	Signed free agent LB CURTIS GRANT		
April 11	Claimed LB NATE PALMER off waivers from the Green Bay Packers		
April 14	Traded a 2016 first-round selection (1st overall), a 2016 fourth-round selection (113th overall) and a 2016 sixth-round selection (177th overall) to Los Angeles Rams for the Rams' 2016 first-round selection (15th overall), two Rams' 2016 second-round selections (43rd overall and 45th overall), a Rams' 2016 third-round selection (76th overall), a Rams' 2017 first-round selection and a Rams' 2017 third-round selection		
April 28	Traded a 2016 first-round selection (15th overall), a 2016 third-round selection (76th overall) and a 2017 second-round selection to the Cleveland Browns for the Browns' 2016 first-round selection (8th overall) and the Browns' 2016 sixth-round selection (176th overall); drafted T JACK CONKLIN (first round, eighth overall)		
April 29	Drafted OLB KEVIN DODD (second round, 33rd overall), DL AUSTIN JOHNSON (second round, 43rd overall), RB DERRICK HENRY (second round, 45th overall) and S KEVIN BYARD (third round, 64th overall)		
April 30	Drafted WR TAJAÉ SHARPE (fifth round, 140th overall); traded a 2016 sixth-round selection (176th overall) and a 2017 sixth-round selection to the Denver Broncos for the Broncos' 2016 fifth-round selection (157th overall) and the Broncos' 2016 seventh-round selection (253rd overall); drafted CB LeSHAUN SIMS (fifth round, 157th overall), G SEBASTIAN TRETOLA (sixth round, 193rd overall), OLB AARON WALLACE (seventh round, 222nd overall) and CB KALAN REED (seventh round, 253rd overall)		
May 9	Waived CB STEVEN CLARKE ; terminated vested veteran WR DAMARIS JOHNSON ; signed the following undrafted free agents: DE MEHDI ABDESMAD , S LAMARCUS BRUTUS , T SAM CARLSON , WR RASHON CEASER , TE ALEX ELLIS , DE IOSIA IOSIA , DE TERRELL LATHAN , T TYLER MARZ , G NICK RITCHER , K ALDRICK ROSAS		
		May 11	Signed sixth-round choice G SEBASTIAN TRETOLA
		May 13	Signed undrafted free agent CB MORGAN BURNS
		May 16	Waived WR RASHON CEASER , TE KEVIN GREENE , DE IOSIA IOSIA and QB ZACH METTENBERGER ; signed free agents FB SAM BERGEN , CB BENNETT OKOTCHA , WR BEN ROBERTS and DE MIKE SMITH
		May 17	Placed CB MORGAN BURNS on reserve/retired list
		May 24	Signed first-round choice T JACK CONKLIN
		May 25	Claimed TE JEROME CUNNINGHAM off waivers from the New York Jets
		May 31	Signed second-round choice OLB KEVIN DODD
		June 3	Placed T BYRON BELL on injured reserve; signed free agent WR REECE HORN
		June 6	Waived OLB YANNIK CUDJOE-VIRGIL failed physical; waived WR NICK HARWELL
		July 18	Signed third-round choice S KEVIN BYARD
		July 26	Signed free agent G/T WILLIAM CAMPBELL
		July 28	Waived T SAM CARLSON
		July 29	Signed free agent G/C RONALD PATRICK
		July 30	Signed free agent WR ANDRE JOHNSON ; placed OLB KEVIN DODD on reserve/physically unable to perform; placed DE TERRELL LATHAN on reserve/did not report
		August 1	Claimed CB TYLER PATMON off waivers from the Miami Dolphins
		August 2	Waived injured CB BENNETT OKOTCHA
		August 3	Signed free agent LB TIM SHAW
		August 4	Placed LB TIM SHAW on the reserve/retired list
		August 10	Placed S JOSH AUBREY on the reserve/retired list
		August 12	Claimed LB AMARLO HERRERA off waivers from the Indianapolis Colts
		August 16	Traded WR DORIAL GREEN-BECKHAM to the Philadelphia Eagles for G/T DENNIS KELLY ; waived DE TERRELL LATHAN from reserve/did not report
		August 17	Waived injured G/T JOSUE MATIAS ; Moved OLB KEVIN DODD from physically unable to perform to the active roster; signed free agents WR DONTE FOSTER and WR JARROD WEST
		August 25	Placed TE CRAIG STEVENS on the reserve/retired list
		August 29	Terminated vested veteran DE ROPATI PITOITUA ; waived S LAMARCUS BRUTUS , G/T WILLIAM CAMPBELL , WR DONTE FOSTER , LB AMARLO HERRERA , WR REECE HORN , OLB DEIONTREZ MOUNT , CB TYLER PATMON , G NICK RITCHER , DE MIKE SMITH and CB BLIDI WREH-WILSON ; waived injured C ANDY GALLIK
		August 30	Waived RB DAVID COBB and WR JARROD WEST
		September 2	Terminated vested veteran RB DEXTER McCLUSTER
		September 3	Waived FB SAM BERGEN , TE JEROME CUNNINGHAM , TE ALEX ELLIS , RB DAVID FLUELLEN , LB CURTIS GRANT , DB MARQUESTON HUFF , WR JUSTIN HUNTER , T TYLER MARZ , G/C RONALD PATRICK , T WILL POEHL , T JEREMIAH POUTASI , CB KALAN REED , S CURTIS RILEY , WR BEN ROBERTS , K ALDRICK ROSAS , RB BISHOP SANKEY , LB JUSTIN STAPLES , LB J.R. TAVAI , WR ANDREW TURZILLI , CB B.W. WEBB and NT ANTWAUN WOODS
		September 4	Waived DE MEHDI ABDESMAD ; claimed TE JACE AMARO off waivers from the New York Jets; signed TE JEROME CUNNINGHAM , RB DAVID FLUELLEN , T TYLER MARZ , G/C RONALD PATRICK , CB KALAN REED , S CURTIS RILEY , WR BEN ROBERTS , LB JUSTIN STAPLES and NT ANTWAUN WOODS to the practice squad
		September 5	Waived WR TRE McBRIDE ; signed free agent WR MARC

2016–2017 TITANS TRANSACTIONS

	MARIANI		
September 6	Signed DE MEHDI ABDESMAD to the practice squad; released WR BEN ROBERTS from the practice squad	March 11	Signed unrestricted free agents LB DAREN BATES , CB LOGAN RYAN and S BRYNDEN TRAWICK
September 7	Signed WR TRE McBRIDE to the practice squad	March 13	Signed unrestricted free agents TE PHILLIP SUPERNAW and WR ERIC WEEMS
September 8	Claimed G JOSH KLINE off waivers from the New England Patriots; waived CB CODY RIGGS	March 14	Signed unrestricted free agent NT SYLVESTER WILLIAMS
September 12	Waived QB ALEX TANNEY	March 16	Signed unrestricted free agent LB NATE PALMER
September 13	Signed free agent CB CODY RIGGS ; released G/C RONALD PATRICK from the practice squad	March 23	Signed unrestricted free agent G/C TIM LELITO
September 14	Signed QB ALEX TANNEY to the practice squad	March 31	Waived S JOSH AUBREY from reserve/retired list
September 22	Placed G CHANCE WARMACK on injured reserve; signed DB CURTIS RILEY to the active roster from the practice squad; signed G KARIM BARTON to the practice squad	April 3	Signed unrestricted free agent CB DEMONTRE HURST
September 27	Released NT ANTWAUN WOODS from the practice squad; signed WR JORDAN LESLIE to the practice squad	April 17	Terminated vested veteran CB JASON McCOURTY ; terminated vested veteran WR ANDRE JOHNSON from the reserve/retired list
October 3	Relieved special teams coordinator BOBBY APRIL of his duties; promoted STEVE HOFFMAN to special teams coach; released WR JORDAN LESLIE from the practice squad; signed NT ANTWAUN WOODS to the practice squad	April 25	Placed CB BENNETT OKOTCHA on the reserve/retired list
October 14	Waived C ANDY GALLIK from reserve/injured	April 27	Drafted WR COREY DAVIS (first round, fifth overall) and CB ADOREE' JACKSON (first round, 18th overall)
November 1	Placed WR ANDRE JOHNSON on the reserve/retired list	April 28	Traded a 2017 third-round selection (83rd overall) and a 2017 fourth-round selection (124th overall) to the New England Patriots for a Patriots' 2017 third-round selection (72nd overall) and a Patriots' 2017 sixth-round selection (200th overall); drafted WR TAYWAN TAYLOR (third round, 72nd overall) and TE JONNU SMITH (third round, 100th overall)
November 2	Signed WR TRE McBRIDE to the active roster from the practice squad; signed WR JONATHAN KRAUSE to the practice squad	April 29	Traded a 2017 fifth-round selection (164th overall) and a 2017 sixth-round selection (214th overall) to the Philadelphia Eagles for a Eagles' 2017 fifth-round selection (155th overall); drafted LB JAYON BROWN (fifth round, 155th overall); traded a 2017 sixth-round selection (200th overall) to the New York Giants for a Giants' 2017 sixth-round selection (207th overall) and a Giants' 2017 seventh-round selection (241st overall); traded a 2017 sixth-round selection (207th overall) to the Cincinnati Bengals for a Bengals' 2017 sixth-round selection (217th overall) and a Bengals' 2017 seventh-round selection (227th overall); drafted G/C COREY LEVIN (sixth round, 217th overall), OLB JOSH CARRAWAY (seventh round, 227th overall), T BRAD SEATON (seventh round, 236th overall) and RB KHALFANI MUHAMMAD (seventh round, 241st overall)
November 7	Waived CB CODY RIGGS	May 12	Signed the following undrafted free agents: CB JEREMY BOYKINS , NT DeANGELO BROWN , WR Bra'LON CHERRY , QB TYLER FERGUSON , CB JOHN GREEN , NT RODERICK HENDERSON , LB DENZEL JOHNSON , RB AKEEM JUDD , WR KeVONN MABON , T STEVEN MOORE , WR GIOVANNI PASCASCIO and T JONAH PIRSIG ; signed sixth-round choice G/C COREY LEVIN , seventh-round choice OLB JOSH CARRAWAY , seventh-round choice T BRAD SEATON and RB KHALFANI MUHAMMAD
November 8	Signed RB DAVID FLUELLEN to the active roster from the practice squad	May 15	Waived LB RESHARD CLIETT and NT RODERICK HENDERSON ; signed free agents K/P JORDAN GAY , CB TREVON HARTFIELD , LB JOHNNY RAGIN III , DE CAMERON ROBBINS and DE JIMMY STATEN
November 9	Signed CB CODY RIGGS to the practice squad	May 17	Signed third-round choice JONNU SMITH
November 15	Released CB CODY RIGGS from the practice squad; signed DB JEREMIAH McKINNON to the practice squad	May 19	Waived WR K.J. MAYE ; signed free agents FB JOE BACCI and WR DARIUS JENNINGS
November 28	Waived CB PERRISH COX ; signed CB KALAN REED to the active roster from the practice squad	May 23	Signed first-round choice ADOREE' JACKSON
November 29	Signed CB D'JOUN SMITH to the practice squad	May 24	Signed fifth-round choice JAYON BROWN
December 6	Placed OLB KEVIN DODD on injured reserve; signed LB JUSTIN STAPLES to the active roster from the practice squad; signed OLB J.R. TAVAI to the practice squad	June 5	Waived G KARIM BARTON ; signed free agent C MARK SPELMAN ; signed third-round choice TAYWAN TAYLOR
December 12	Waived RB DAVID FLUELLEN ; signed DE MEHDI ABDESMAD to the active roster from the practice squad	June 6	Waived injured CB JOHN GREEN ; signed free agent WR MEKALE McKAY
December 14	Signed RB DAVID FLUELLEN to the practice squad	June 13	Waived CB TREVON HARTFIELD and DE CAUSHAUD LYONS ; signed free agents CB MANNY ABAD and OLB VICTOR OCHI
December 21	Placed DL KARL KLUG on injured reserve; signed CB D'JOUN SMITH to the active roster from the practice squad	June 19	Waived WR Bra'LON CHERRY ; signed free agent WR ERIC DECKER
December 27	Placed QB MARCUS MARIOTA on injured reserve; signed QB ALEX TANNEY to the active roster from the practice squad		
December 28	Placed DE MEHDI ABDESMAD on injured reserve; signed NT ANTWAUN WOODS to the active roster from the practice squad; signed OLB KOURTNEI BROWN and WR K.J. MAYE to the practice squad		
	2017		
January 2	Signed G KARIM BARTON , OLB KOURTNEI BROWN , TE JEROME CUNNINGHAM , RB DAVID FLUELLEN , WR JONATHAN KRAUSE , T TYLER MARZ and WR K.J. MAYE to future contracts		
January 4	Signed LB RESHARD CLIETT and TE TIM SEMISCH to future contracts; organization and wide receivers coach BOB BRATKOWSKI and assistant wide receivers coach JASON TUCKER agree to part ways		
January 5	Signed DB TYE SMITH to a future contract		
January 16	Hired CRAIG AUKERMAN as assistant special teams coach and FRISMAN JACKSON as wide receivers coach		
January 24	Signed DE CAUSHAUD LYONS to a future contract		
February 15	Elevated LUKE STECKEL to assistant wide receivers coach		
March 8	Terminated vested veteran NT AL WOODS		
March 10	Signed unrestricted free agents QB MATT CASSEL , S JOHNATHAN CYPRIEN and DE KARL KLUG		

TENNESSEE TITANS 2016 PARTICIPATION CHART

Player	9/11	9/18	9/25	10/2	10/9	10/16	10/23	10/27	11/6	11/13	11/20	11/27	12/11	12/18	12/24	1/1	Season Totals			
	Min	@Det	Oak	@Hou	@Mia	Cle	Ind	Jax	@SD	GB	@Ind	@Chi	Den	@KC	@Jax	Hou	GP	GS	DNP	IA
Abdesmad, Mehdi	PS	PS	PS	PS	PS	PS	PS	PS	PS	PS	PS	PS	PS	P	P	IR	2	0	0	0
Amaro, Jace	IA	IA	P	P	IA	IA	IA	IA	IA	IA	IA	P	IA	IA	IA	IA	3	0	0	13
Andrews, Antonio	P	P	P	P	P	P	P	P	P	P	P	P	P	P	P	P	16	0	0	0
Barton, Karim	X	X	PS	PS	PS	PS	PS	PS	PS	PS	PS	PS	PS	PS	PS	PS	0	0	0	0
Bass, David	P	P	P	P	P	P	P	P	P	P	P	P	P	IA	IA	IA	13	0	0	3
Bell, Byron	IR	IR	IR	IR	IR	IR	IR	IR	IR	IR	IR	IR	IR	IR	IR	IR	0	0	0	0
Blackson, Angelo	P	P	P	P	P	P	P	P	P	NT	IA	P	IA	IA	IA	13	1	0	3	
Blake, Valentino	P	P	P	P	P	P	P	P	P	P	P	P	P	CB	P	16	1	0	0	
Brinkley, Beau	P	P	P	P	P	P	P	P	P	P	P	P	P	P	P	16	0	0	0	
Brown, Kourtnei	X	X	X	X	X	X	X	X	X	X	X	X	X	X	X	PS	0	0	0	0
Byard, Kevin	P	P	P	P	P	P	P	P	P	FS	FS	FS	FS	FS	FS	FS	16	7	0	0
Casey, Jurrell	DT	DT	DT	DT	DT	DT	DT	DT	DT	DT	DT	DT	IA	DT	DT	DT	15	15	0	1
Cassel, Matt	DNP	P	DNP	DNP	DNP	DNP	DNP	P	DNP	DNP	DNP	DNP	DNP	DNP	P	QB	4	1	12	0
Conklin, Jack	RT	RT	RT	RT	RT	RT	RT	RT	RT	RT	RT	RT	RT	RT	RT	RT	16	16	0	0
Cox, Perrish	CB	CB	CB	CB	CB	P	CB	IA	CB	CB	P	CB	X	X	X	X	11	9	0	1
Cunningham, Jerome	PS	PS	PS	PS	PS	PS	PS	PS	PS	PS	PS	PS	PS	PS	PS	PS	0	0	0	0
Dodd, Kevin	P	OLB	P	P	P	P	P	IA	P	P	IA	IA	IR	IR	IR	IR	9	1	0	3
Douglas, Harry	P	P	P	IA	IA	IA	IA	IA	P	P	P	P	P	P	WR	WR	11	2	0	5
Fasano, Anthony	P	TE	P	P	TE	TE	TE	TE	TE	TE	P	TE	P	TE	P	TE	16	10	0	0
Fluellen, David	PS	PS	PS	PS	PS	PS	PS	PS	PS	IA	IA	IA	IA	PS	PS	PS	0	0	0	4
Fowler, Jalston	FB	FB	FB	P	P	P	P	P	P	FB	P	P	FB	FB	P	P	16	6	0	0
Gallik, Andy	IR	IR	IR	IR	IR	X	X	X	X	X	X	X	X	X	X	X	0	0	0	0
Henry, Derrick	RB	P	P	P	RB	P	P	P	DNP	P	P	P	P	P	P	P	15	2	1	0
Johnson, Andre	P	P	P	WR	WR	WR	WR	P	X	X	X	X	X	X	X	X	8	4	0	0
Johnson, Austin	P	IA	IA	IA	P	P	IA	IA	IA	P	P	P	P	P	P	P	10	0	0	6
Johnson, Rashad	FS	FS	FS	FS	FS	FS	FS	IA	IA	P	P	P	P	P	P	P	14	7	0	2
Jones, Ben	C	C	C	C	C	C	C	C	C	C	C	C	C	C	C	C	16	16	0	0
Jones, DaQuan	DE	DE	DE	DE	NT	NT	DE	DE	DE	DE	DE	DE	DE	DE	DE	DE	16	16	0	0
Kelly, Dennis	P	P	P	P	P	TE	TE	P	TE	P	TE	TE	P	P	P	TE	16	6	0	0
Kern, Brett	P	P	P	P	P	P	P	P	P	P	P	P	P	P	P	P	16	0	0	0
Kline, Josh	IA	IA	RG	RG	RG	RG	RG	RG	RG	RG	RG	RG	RG	RG	RG	RG	14	14	0	2
Klug, Karl	P	P	P	P	DE	DE	P	P	P	P	P	P	DT	P	IR	IR	14	3	0	0
Krause, Jonathan	X	X	X	X	X	X	X	X	PS	PS	PS	PS	PS	PS	PS	PS	0	0	0	0
Lewan, Taylor	LT	LT	LT	LT	LT	LT	LT	LT	LT	LT	LT	LT	LT	LT	LT	LT	16	16	0	0
Leslie, Jordan	X	X	X	PS	X	X	X	X	X	X	X	X	X	X	X	X	0	0	0	0
Mariani, Marc	P	P	P	P	P	P	P	P	P	P	P	P	P	P	P	P	16	0	0	0
Mariota, Marcus	QB	QB	QB	QB	QB	QB	QB	QB	QB	QB	QB	QB	QB	QB	QB	IR	15	15	0	0
Marz, Tyler	PS	PS	PS	PS	PS	PS	PS	PS	PS	PS	PS	PS	PS	PS	PS	PS	0	0	0	0
Matias, Josue	IR	IR	IR	IR	IR	IR	IR	IR	IR	IR	IR	IR	IR	IR	IR	IR	0	0	0	0
Matthews, Rishard	P	WR	WR	P	P	P	P	WR	P	WR	WR	WR	WR	P	WR	WR	16	9	0	0
Maye, K.J.	X	X	X	X	X	X	X	X	X	X	X	X	X	X	X	PS	0	0	0	0
McBride, Tre	PS	PS	PS	PS	PS	PS	PS	PS	IA	IA	IA	IA	P	IA	IA	P	2	0	0	6
McCain, Brice	P	CB	CB	P	P	P	P	CB	CB	DB	P	DB	CB	CB	CB	CB	16	10	0	0
McCourty, Jason	CB	CB	CB	CB	CB	CB	CB	CB	CB	CB	CB	CB	CB	CB	IA	IA	14	14	0	2
McKinnon, Jeremiah	X	X	X	X	X	X	X	X	X	X	PS	PS	PS	PS	PS	PS	0	0	0	0
Morgan, Derrick	OLB	IA	OLB	OLB	OLB	OLB	OLB	OLB	OLB	OLB	OLB	OLB	OLB	OLB	OLB	OLB	15	15	0	1
Murray, DeMarco	RB	RB	RB	RB	RB	RB	RB	RB	RB	RB	RB	RB	RB	RB	RB	RB	16	16	0	0
Okotcha, Bennett	IR	IR	IR	IR	IR	IR	IR	IR	IR	IR	IR	IR	IR	IR	IR	IR	0	0	0	0
Orakpo, Brian	OLB	OLB	OLB	OLB	OLB	OLB	OLB	OLB	OLB	OLB	OLB	OLB	OLB	OLB	OLB	OLB	16	16	0	0
Palmer, Nate	P	P	P	IA	IA	P	P	P	P	P	P	P	P	P	P	P	14	0	0	2
Patrick, Ronald	PS	X	X	X	X	X	X	X	X	X	X	X	X	X	X	X	0	0	0	0
Reed, Kalan	PS	PS	PS	PS	PS	PS	PS	PS	PS	PS	PS	PS	P	P	P	P	4	0	0	0
Riggs, Cody	X	P	P	IA	IA	IA	IA	P	IA	PS	X	X	X	X	X	X	3	0	0	5
Riley, Curtis	PS	PS	IA	IA	P	IA	IA	P	P	IA	IA	P	IA	IA	IA	IA	4	0	0	10
Schwenke, Brian	P	P	P	P	P	P	P	LG	LG	LG	P	P	P	P	P	P	16	3	0	0
Searcy, Da'Norris	SS	SS	SS	IA	IA	SS	SS	SS	SS	SS	SS	SS	SS	SS	SS	SS	14	14	0	2
Sharpe, Taja'e	WR	WR	WR	WR	WR	P	P	P	P	WR	WR	WR	WR	WR	P	P	16	10	0	0
Sims, LeShaun	IA	IA	IA	P	P	P	P	P	P	P	P	P	P	P	CB	CB	13	2	0	3
Smith, D'Joun	X	X	X	X	X	X	X	X	X	X	X	X	PS	PS	IA	P	1	0	0	1
Spain, Quinton	LG	LG	LG	LG	LG	LG	LG	IA	IA	P	LG	LG	LG	LG	LG	LG	14	13	0	2
Spence, Sean	P	LB	ILB	P	P	P	P	P	ILB	ILB	P	LB	P	IA	ILB	P	15	6	0	1
Stafford, Daimion	P	P	P	SS	SS	S	P	FS	FS	P	S	IA	P	P	P	P	15	6	0	1
Staples, Justin	PS	PS	PS	PS	PS	PS	PS	PS	PS	PS	PS	PS	IA	P	P	P	3	0	0	1
Succop, Ryan	P	P	P	P	P	P	P	P	P	P	P	P	P	P	P	P	16	0	0	0
Supernaw, Phillip	P	P	TE	P	P	P	P	TE	P	P	P	IA	P	P	P	P	15	2	0	1
Tanney, Alex	IA	PS	PS	PS	PS	PS	PS	PS	PS	PS	PS	PS	PS	PS	PS	DNP	0	0	1	1
Tavai, J.R.	X	X	X	X	X	X	X	X	X	X	X	X	PS	PS	PS	PS	0	0	0	0
Tretola, Sebastian	IA	IA	IA	IA	IA	IA	IA	P	DNP	IA	IA	IA	IA	IA	IA	IA	1	0	1	14
Walker, Delanie	TE	P	IA	TE	P	TE	TE	TE	TE	P	TE	P	TE	P	TE	P	15	9	0	1
Wallace, Aaron	IA	P	IA	P	P	IA	IA	P	IA	IA	P	P	P	P	P	P	10	0	0	6
Warmack, Chance	RG	RG	IR	IR	IR	IR	IR	IR	IR	IR	IR	IR	IR	IR	IR	IR	2	2	0	0
Williamson, Avery	ILB	ILB	ILB	ILB	ILB	ILB	ILB	ILB	ILB	ILB	ILB	ILB	ILB	ILB	ILB	ILB	16	16	0	0
Woods, Al	NT	P	P	NT	IA	IA	NT	NT	P	IA	IA	P	NT	NT	P	NT	12	7	0	4
Woods, Antwaun	PS	PS	PS	X	PS	PS	PS	PS	PS	PS	PS	PS	PS	PS	PS	P	1	0	0	0
Woodyard, Wesley	ILB	P	P	ILB	ILB	ILB	ILB	ILB	P	P	ILB	P	ILB	ILB	P	ILB	16	10	0	0
Wright, Kendall	IA	IA	IA	WR	P	P	P	P	WR	P	P	P	IA	WR	WR	IA	11	4	0	5

Starters indicated by position (QB, RB, ILB, etc.); P = played but did not start; DNP = active but did not play; IA = inactive for game; PS = practice squad; PS-I = practice squad injured reserve; X = not on roster; IR = injured reserve; SUS = reserve/suspended; NFI = non-football injury; PUP = physically unable to perform

2016 TENNESSEE TITANS REGULAR SEASON STATISTICS

Won 9, Lost 7

Date	W-L	Score	OT	Opponent	Attendance
09/11	L	16-25		Minnesota	63,816
09/18	W	16-15		at Detroit	58,466
09/25	L	10-17		Oakland	62,370
10/02	L	20-27		at Houston	71,815
10/09	W	30-17		at Miami	64,425
10/16	W	28-26		Cleveland	60,897
10/23	L	26-34		Indianapolis	65,470
10/27	W	36-22		Jacksonville	61,619
11/06	L	35-43		at San Diego	52,281
11/13	W	47-25		Green Bay	69,116
11/20	L	17-24		at Indianapolis	65,048
11/27	W	27-21		at Chicago	59,494
12/11	W	13-10		Denver	68,780
12/18	W	19-17		at Kansas City	68,084
12/24	L	17-38		at Jacksonville	59,621
01/01	W	24-17		Houston	65,205

Statistic	Tenn.	Opp.
Total First Downs	322	324
Rushing	115	70
Passing	175	227
Penalty	32	27
3rd Down: Made/Att	100/217	77/210
3rd Down Pct.	46.1	36.7
4th Down: Made/Att	4/11	12/22
4th Down Pct.	36.4	54.5
Possession Avg.	30:32	29:28
Total Net Yards	5728	5720
Avg. Per Game	358.0	357.5
Total Plays	1008	1031
Avg. Per Play	5.7	5.5
Net Yards Rushing	2187	1413
Avg. Per Game	136.7	88.3
Total Rushes	476	356
Net Yards Passing	3541	4307
Avg. Per Game	221.3	269.2
Sacked/Yards Lost	28/179	40/278
Gross Yards	3720	4585
Att./Completions	504/307	635/388
Completion Pct.	60.9	61.1
Had Intercepted	11	12
Punts/Average	77/44.2	72/46.7
Net Punting Avg.	77/38.6	72/40.9
Penalties/Yards	110/1012	137/1191
Fumbles/Ball Lost	17/7	12/6
Touchdowns	46	43
Rushing	16	10
Passing	29	25
Returns	1	8

Score By Periods	Q1	Q2	Q3	Q4	OT	PTS
Team	77	149	59	96	0	381
Opponents	97	95	75	111	0	378

Scoring	TD	Rush	Rec	Ret	K-PAT	FG	S	PTS
Succop	0	0	0	0	39/41	22/24	0	105
Murray	12	9	3	0			0	72
Matthews	9	0	9	0			0	54
Walker	7	0	7	0			0	42
Henry	5	5	0	0			0	30
Wright	3	0	3	0			0	18
Fasano	2	0	2	0			0	12
An. Johnson	2	0	2	0			0	12
Mariota	2	2	0	0			0	12
Sharpe	2	0	2	0			0	12
D. Jones	1	0	0	1			0	6
Lewan	1	0	1	0			0	6
Team	46	16	29	1	39/41	22/24	0	381
Opponents	43	10	25	8	35/40	27/32	1	378

2-Pt Conv: TM 0-5, OPP 1-3

Sacks: Orakpo 10.5, Morgan 9, Casey 5, Spence 3, Williamson 2, Woodyard 2, D. Jones 1.5, Klug 1.5, Byard 1, Dodd 1, Stafford 1, Wallace 1, (team sacks) 1, Au. Johnson 0.5, **TM 40, OPP 28**

FUM/Lost: Mariota 9/5, Murray 3/1, Mariani 2/0, Cassel 1/0, Matthews 1/1, Walker 1/0

Rushing	No.	Yds	Avg	Long	TD
Murray	293	1287	4.4	75t	9
Henry	110	490	4.5	22	5
Mariota	60	349	5.8	41	2
Andrews	2	15	7.5	9	0
Mariani	1	15	15.0	15	0
Wright	1	15	15.0	15	0
Walker	2	11	5.5	8	0
Cassel	4	3	0.8	3	0
Fowler	1	3	3.0	3	0
Sharpe	1	1	1.0	1	0
Blake	1	-2	-2.0	-2	0
Team	476	2187	4.6	75t	16
Opponents	356	1413	4.0	68t	10

Receiving	No.	Yds	Avg	Long	TD
Matthews	65	945	14.5	60	9
Walker	65	800	12.3	47	7
Murray	53	377	7.1	35	3
Sharpe	41	522	12.7	34t	2
Wright	29	416	14.3	48t	3
Douglas	15	210	14.0	35	0
Henry	13	137	10.5	29	0
An. Johnson	9	85	9.4	20	2
Fasano	8	83	10.4	17	2
Supernaw	4	62	15.5	30	0
Amaro	3	59	19.7	26	0
Fowler	1	14	14.0	14	0
Lewan	1	10	10.0	10t	1
Team	307	3720	12.1	60	29
Opponents	388	4585	11.8	58	25

Interceptions	No.	Yds	Avg	Long	TD
Cox	3	3	1.0	3	0
McCain	2	33	16.5	33	0
McCourty	2	7	3.5	6	0
Woodyard	1	21	21.0	21	0
Stafford	1	4	4.0	4	0
Searcy	1	0	0.0	0	0
Sims	1	0	0.0	0	0
Williamson	1	0	0.0	0	0
Team	12	68	5.7	33	0
Opponents	11	203	18.5	77t	3

Punting	No.	Yds	Avg	Net	TB	In	Lg	B
Kern	77	3402	44.2	38.6	4	32	71	0
Team	77	3402	44.2	38.6	4	32	71	0
Opponents	72	3360	46.7	40.9	9	22	72	0

Punt Returns	Ret	FC	Yds	Avg	Long	TD
Mariani	29	22	235	8.1	18	0
Blake	1	0	1	1.0	1	0
Team	30	22	236	7.9	18	0
Opponents	36	27	347	9.6	74t	2

Kickoff Returns	No.	Yds	Avg	Long	TD
Mariani	26	560	21.5	37	0
Andrews	4	37	9.3	17	0
Wright	3	32	10.7	15	0
Team	33	629	19.1	37	0
Opponents	21	462	22.0	61	0

Field Goals	1-19	20-29	30-39	40-49	50+
Succop	1/1	4/4	6/6	8/8	3/5
Team	1/1	4/4	6/6	8/8	3/5
Opponents	0/0	7/7	9/10	6/9	5/6

Succop: (28G) (51N,46G) (34G) (48G,26G) (40G) (58N) (48G,44G) (32G,22G,33G) () (51G,23G) (47G) (19G,31G) (53G,41G) (39G,53G) (42G) (35G)
 OPP: (37N,56N,50G,33G,45G,30G) (42G,27G) (52G) (53G,48N,45G) (24G) (45G,37G) (28G,33G) () (32G,23G, 36G) (29G,38G) (42N,49G) () (34G) (34G) (29G,48G,56G,50G) (45N,26G)

Passing	Att	Cmp	Yds	Cmp%	Yds/Att	TD	TD%	Int	Int%	Long	Sack/Lost	Rating
Mariota	451	276	3426	61.2	7.60	26	5.8	9	2.0	60	23/156	95.6
Cassel	51	30	284	58.8	5.57	2	3.9	2	3.9	50	5/23	71.0
Murray	2	1	10	50.0	5.00	1	50.0	0	0.0	10t	0/0	104.2
Team	504	307	3720	60.9	7.38	29	5.8	11	2.2	60	28/179	93.7
Opponents	635	388	4585	61.1	7.22	25	3.9	12	1.9	58	40/278	88.3

2016 TENNESSEE TITANS REGULAR SEASON DEFENSIVE STATISTICS

PLAYER	TACKLES			SACKS		QB		INTERCEPTIONS				FUMBLES			
	Tot	Solo	Asst	Sk	Yds	QB	TFL	No	Yds	Lg	TD	PD	FF	FR	Yds
Williamson, Avery	149	76	73	2.0	14.0	9	6	1	0	0	0	1	1	0	0
Woodyard, Wesley	88	52	36	2.0	7.0	8	7	1	21	21	0	6	0	0	0
Spence, Sean	77	41	36	3.0	22.0	8	4	0	0	0	0	3	1	0	0
McCourty, Jason	64	56	8	0.0	0.0	0	0	2	7	6	0	18	0	1	0
Byard, Kevin	63	42	21	1.0	8.0	3	5	0	0	0	0	4	0	0	0
Stafford, Daimion	58	42	16	1.0	6.0	2	3	1	4	4	0	2	0	1	0
Orakpo, Brian	55	40	15	10.5	78.0	49	4	0	0	0	0	5	1	0	0
Searcy, Da'Norris	51	39	12	0.0	0.0	0	2	1	0	0	0	8	0	1	0
Casey, Jurrell	51	38	13	5.0	38.0	29	3	0	0	0	0	5	0	0	0
Morgan, Derrick	50	29	21	9.0	57.0	56	4	0	0	0	0	1	0	0	0
Johnson, Rashad	48	33	15	0.0	0.0	0	1	0	0	0	0	1	1	0	0
McCain, Brice	44	37	7	0.0	0.0	0	1	2	33	33	0	12	0	0	0
Blake, Valentino	37	32	5	0.0	0.0	0	2	0	0	0	0	8	0	0	0
Cox, Perrish	36	33	3	0.0	0.0	0	0	3	3	3	0	12	0	0	0
Jones, DaQuan	29	18	11	1.5	12.0	8	1	0	0	0	0	0	0	1	0
Klug, Karl	25	14	11	1.5	9.0	18	1	0	0	0	0	1	0	0	0
Sims, LeShaun	18	17	1	0.0	0.0	0	1	1	0	0	0	6	0	0	0
Woods, Al	17	11	6	0.0	0.0	1	2	0	0	0	0	0	0	0	0
Bass, David	16	8	8	0.0	0.0	3	1	0	0	0	0	0	0	0	0
Johnson, Austin	15	13	2	0.5	3.0	1	1	0	0	0	0	1	0	0	0
Wallace, Aaron	15	9	6	1.0	9.0	5	0	0	0	0	0	0	0	0	0
Blackson, Angelo	14	7	7	0.0	0.0	2	3	0	0	0	0	1	0	0	0
Dodd, Kevin	9	6	3	1.0	6.0	4	1	0	0	0	0	0	0	0	0
Palmer, Nate	2	2	0	0.0	0.0	0	1	0	0	0	0	0	0	0	0
Woods, Antwaun	2	2	0	0.0	0.0	0	1	0	0	0	0	0	0	0	0
Abdesmad, Mehdi	1	1	0	0.0	0.0	0	0	0	0	0	0	0	0	0	0
Reed, Kalan	1	1	0	0.0	0.0	0	0	0	0	0	0	0	0	0	0
Team	1	1	0	1.0	9.0	0	0	0	0	0	0	0	0	0	0
TEAM TOTALS:	1,036	700	336	40.0	278.0	206	55	12	68	3	0	95	4	4	0

TITANS REGULAR SEASON SPECIAL TEAMS STATISTICS

PLAYER	TACKLES			FUMBLES		BLOCKS		
	Tot	Solo	Asst	FF	FR	PAT	FG	PUNT
Palmer, Nate	12	9	3	0	0	0	0	0
Byard, Kevin	10	7	3	0	0	0	0	0
Blake, Valentino	8	7	1	0	0	0	0	0
Supernaw, Phillip	8	3	5	0	0	0	0	0
Spence, Sean	7	6	1	0	0	0	0	0
Sims, LeShaun	6	5	1	0	2	0	0	0
Woodyard, Wesley	6	5	1	0	0	0	0	0
Andrews, Antonio	6	4	2	0	0	0	0	0
Brinkley, Beau	6	4	2	0	0	0	0	0
Bass, David	6	3	3	0	0	0	0	0
Wallace, Aaron	5	3	2	0	0	0	0	0
Stafford, Daimion	4	2	2	0	0	0	0	0
Fowler, Jalston	3	2	1	0	0	0	0	0
McCain, Brice	2	2	0	0	0	0	0	0
McCourty, Jason	2	2	0	0	0	0	0	0
Riggs, Cody	2	1	1	0	0	0	0	0
Searcy, Da'Norris	2	1	1	0	0	0	0	0
Reed, Kalan	1	1	0	0	0	0	0	0
Staples, Justin	1	0	1	0	0	0	0	0
TEAM TOTALS:	97	67	30	0	2	0	0	0

MISCELLANEOUS STATISTICS

PLAYER	TACKLES			FUMBLES	
	Tot	Solo	Asst	FF	FR
Lewan, Taylor	3	3	0	0	0
Kelly, Dennis	1	1	0	0	0
Kline, Josh	1	1	0	0	0
Supernaw, Phillip	1	1	0	0	0
Walker, Delanie	1	1	0	0	1
Wright, Kendall	1	1	0	0	0
Cassel, Matt	0	0	0	0	1
Douglas, Harry	0	0	0	0	1
Fasano, Anthony	0	0	0	0	1
Mariani, Marc	0	0	0	0	1
Mariota, Marcus	0	0	0	0	2
Murray, DeMarco	0	0	0	0	1
Schwenke, Brian	0	0	0	0	1
TEAM TOTALS:	8	8	0	0	9

Legend:

Tot Total Tackles
Solo Unassisted Tackles
Asst Assisted Tackles
Sk Quarterback Sacks
Yds Yards Lost on Sack
QB Quarterback Pressure
TFL Tackle for Loss
Int Interceptions
Yds Interception Return Yards
TD Interceptions Return Touchdowns
PD Passes Defensed
FF Forced Fumble
FR Fumble Recoveries
Yds Yards on Fumble Returns

2016 TENNESSEE TITANS PRESEASON STATISTICS

Won 3, Lost 1

Date	W-L	Score	OT	Opponent	Attendance
08/13	W	27-10		San Diego	60,597
08/20	L	16-26		Carolina	60,802
08/27	W	27-14		at Oakland	53,300
09/01	W	21-10		at Miami	48,192

Statistic	Tenn.	Opp.
Total First Downs	77	66
Rushing	39	21
Passing	35	44
Penalty	3	1
3rd Down: Made/Att	15/39	23/52
3rd Down Pct.	38.5	44.2
4th Down: Made/Att	1/2	0/4
4th Down Pct.	50.0	0.0
Possession Avg.	31:36	28:24
Total Net Yards	1381	1383
Avg. Per Game	345.3	345.8
Total Plays	225	234
Avg. Per Play	6.1	5.9
Net Yards Rushing	644	378
Avg. Per Game	161.0	94.5
Total Rushes	120	95
Net Yards Passing	737	1005
Avg. Per Game	184.3	251.3
Sacked/Yards Lost	9/54	5/37
Gross Yards	791	1042
Att./Completions	96/71	134/81
Completion Pct.	74.0	60.4
Had Intercepted	4	5
Punts/Average	16/43.4	19/48.3
Net Punting Avg.	16/38.3	19/39.7
Penalties/Yards	20/142	35/274
Fumbles/Ball Lost	7/3	4/2
Touchdowns	11	7
Rushing	8	1
Passing	2	6
Returns	1	0

Score By Periods	Q1	Q2	Q3	Q4	OT	PTS
Team	34	31	10	16	0	91
Opponents	24	20	9	7	0	60

Scoring	TD	Rush	Rec	Ret	K-PAT	FG	S	PTS
Henry	3	3	0	0			0	18
Succop	0	0	0	0	6/6	4/4	0	18
Andrews	2	2	0	0			0	12
Murray	2	2	0	0			0	12
Rosas	0	0	0	0	4/4	1/1	0	7
Bass	1	0	0	1			0	6
Douglas	1	0	1	0			0	6
Ellis	1	0	1	0			0	6
Sankey	1	1	0	0			0	6
Team	11	8	2	1	10/10	5/5	0	91
Opponents	7	1	6	0	6/7	4/4	0	60

2-Pt Conv: TM 0-1, OPP 0-0

Sacks: Abdesmad 1, Casey 1, Mount 1, Riley 1, Tavai 1, **TM 5, OPP 9**
 FUM/Lost: Andrews 2/0, Reed 2/1, Byard 1/0, Cobb 1/1, Ellis 1/1

Rushing	No.	Yds	Avg	Long	TD
Henry	34	216	6.4	26	3
Murray	19	153	8.1	71t	2
Andrews	21	82	3.9	9	2
Sankey	13	79	6.1	41t	1
Mariota	5	33	6.6	13	0
Cobb	8	28	3.5	12	0
Fluellen	7	25	3.6	11	0
McCluster	4	15	3.8	9	0
Douglas	0	8	---	8	0
Walker	1	7	7.0	7	0
Tanney	4	5	1.3	8	0
Cassel	2	2	1.0	3	0
Fowler	1	2	2.0	2	0
Sharpe	1	-11	-11.0	-11	0
Team	120	644	5.4	71t	8
Opponents	95	378	4.0	31	1

Receiving	No.	Yds	Avg	Long	TD
McBride	10	95	9.5	25	0
Sharpe	9	163	18.1	60	0
Hunter	8	87	10.9	27	0
Supernaw	7	70	10.0	19	0
Douglas	6	62	10.3	23t	1
An. Johnson	5	80	16.0	38	0
Matthews	5	63	12.6	24	0
Ellis	5	49	9.8	12	1
McCluster	3	28	9.3	23	0
Henry	2	14	7.0	8	0
Sankey	2	12	6.0	6	0
Turzilli	2	9	4.5	8	0
Green-Beckham	1	15	15.0	15	0
Fasano	1	13	13.0	13	0
Fowler	1	12	12.0	12	0
Walker	1	9	9.0	9	0
Andrews	1	5	5.0	5	0
Fluellen	1	4	4.0	4	0
Cobb	1	1	1.0	1	0
Team	71	791	11.1	60	2
Opponents	81	1042	12.9	61t	6

Interceptions	No.	Yds	Avg	Long	TD
Byard	2	2	1.0	2	0
Staples	1	19	19.0	19	0
Riggs	1	12	12.0	12	0
Reed	1	0	0.0	0	0
Team	5	33	6.6	19	0
Opponents	4	57	14.3	27	0

Punting	No.	Yds	Avg	Net	TB	In	Lg	B
Kern	16	695	43.4	38.3	3	4	68	0
Team	16	695	43.4	38.3	3	4	68	0
Opponents	19	918	48.3	39.7	4	4	69	0

Punt Returns	Ret	FC	Yds	Avg	Long	TD
Byard	4	1	38	9.5	14	0
McBride	3	0	17	5.7	16	0
McCluster	2	0	21	10.5	13	0
Reed	2	1	7	3.5	7	0
Team	11	2	83	7.5	16	0
Opponents	5	3	22	4.4	12	0

Kickoff Returns	No.	Yds	Avg	Long	TD
McBride	5	109	21.8	35	0
Andrews	4	52	13.0	19	0
Fowler	1	0	0.0	0	0
Au. Johnson	1	7	7.0	7	0
Team	11	168	15.3	35	0
Opponents	14	304	21.7	38	0

Field Goals	1-19	20-29	30-39	40-49	50+
Succop	0/0	0/0	2/2	2/2	0/0
Rosas	0/0	0/0	1/1	0/0	0/0
Team	0/0	0/0	3/3	2/2	0/0
Opponents	0/0	1/1	2/2	1/1	0/0

Succop: (47G) (48G) (34G,30G) ()
 Rosas: (33G) () ()
TM: (47G,33G) (48G) (34G,30G) ()
OPP: (39G) (41G,23G) () (39G)

Passing	Att	Cmp	Yds	Cmp%	Yds/Att	TD	TD%	Int	Int%	Long	Sack/Lost	Rating
Tanney	49	37	357	75.5	7.29	1	2.0	2	4.1	27	6/37	85.2
Mariota	31	23	319	74.2	10.29	1	3.2	1	3.2	60	1/3	104.1
Cassel	16	11	115	68.8	7.19	0	0.0	1	6.3	24	2/14	63.3
Team	96	71	791	74.0	8.24	2	2.1	4	4.2	60	9/54	87.6
Opponents	134	81	1042	60.4	7.78	6	4.5	5	3.7	61t	5/37	84.2

2016 TENNESSEE TITANS PRESEASON DEFENSIVE STATISTICS

PLAYER	TACKLES			SACKS		TFL	No	INTERCEPTIONS				FUMBLES			
	Tot	Solo	Asst	Sk	Yds			Yds	Lg	TD	PD	FF	FR	Yds	
Grant, Curtis	17	12	5	0.0	0.0	1	0	0	0	0	0	0	0	0	0
Riley, Curtis	11	8	3	1.0	11.0	1	0	0	0	0	0	0	0	0	0
Johnson, Austin	10	8	2	0.0	0.0	0	0	0	0	0	0	0	0	0	0
Palmer, Nate	10	7	3	0.0	0.0	0	0	0	0	0	1	0	0	0	0
Spence, Sean	10	7	3	0.0	0.0	0	0	0	0	0	2	1	0	0	0
Staples, Justin	9	5	4	0.0	0.0	0	1	19	19	0	3	0	0	0	0
Tavai, J.R.	9	5	4	1.0	8.0	1	0	0	0	0	0	0	0	0	0
Abdesmad, Mehdi	8	6	2	0.0	0.0	1	0	0	0	0	0	0	0	0	0
Byard, Kevin	8	6	2	0.0	0.0	0	2	2	2	0	2	0	0	0	0
Blake, Valentino	7	6	1	0.0	0.0	0	0	0	0	0	2	0	0	0	0
Sims, LeShaun	7	6	1	0.0	0.0	0	0	0	0	0	1	0	0	0	0
Williamson, Avery	7	5	2	0.0	0.0	0	0	0	0	0	0	0	0	0	0
Reed, Kalan	7	3	4	0.0	0.0	0	1	0	0	0	2	0	0	0	0
Stafford, Daimion	6	3	3	0.0	0.0	0	0	0	0	0	0	0	0	0	0
Wreh-Wilson, Blidi	5	5	0	0.0	0.0	0	0	0	0	0	0	0	0	0	0
Casey, Jurrell	5	4	1	1.0	8.0	1	0	0	0	0	0	0	0	0	0
Mount, Deiontrez	5	4	1	1.0	5.0	1	0	0	0	0	0	1	0	0	0
Riggs, Cody	5	4	1	0.0	0.0	0	1	12	0	0	1	0	0	0	0
Searcy, Da'Norris	5	4	1	0.0	0.0	0	0	0	0	0	0	0	0	0	0
McCourty, Jason	5	3	2	0.0	0.0	0	0	0	0	0	0	0	0	0	0
Johnson, Rashad	5	2	3	0.0	0.0	0	0	0	0	0	0	0	1	4	0
Blackson, Angelo	4	3	1	0.0	0.0	0	0	0	0	0	0	0	0	0	0
Klug, Karl	4	3	1	0.0	0.0	0	0	0	0	0	0	0	0	0	0
Orakpo, Brian	4	3	1	0.0	0.0	0	0	0	0	0	0	0	0	0	0
Woods, Antwaun	4	3	1	0.0	0.0	1	0	0	0	0	0	0	0	0	0
Bass, David	4	2	2	0.0	0.0	0	0	0	0	0	0	0	1	0	0
Dodd, Kevin	3	3	0	0.0	0.0	0	0	0	0	0	0	0	0	0	0
Webb, B. W.	3	3	0	0.0	0.0	0	0	0	0	0	0	0	0	0	0
Woodyard, Wesley	3	3	0	0.0	0.0	1	0	0	0	0	0	0	0	0	0
Jones, DaQuan	3	2	1	0.0	0.0	0	0	0	0	0	1	1	0	0	0
Huff, Marqueston	2	2	0	0.0	0.0	0	0	0	0	0	2	0	0	0	0
McCain, Brice	2	2	0	0.0	0.0	0	0	0	0	0	0	0	0	0	0
Morgan, Derrick	2	2	0	0.0	0.0	0	0	0	0	0	0	0	0	0	0
Wallace, Aaron	1	1	0	1.0	5.0	0	0	0	0	0	0	0	0	0	0
Brutus, Lamarqus	1	0	1	0.0	0.0	0	0	0	0	0	0	0	0	0	0
Patmon, Tyler	1	0	1	0.0	0.0	0	0	0	0	0	0	0	0	0	0
Woods, Al	1	0	1	0.0	0.0	0	0	0	0	0	0	0	0	0	0
Total	203	145	58	5.0	37.0	8	5	33	19	0	17	3	2	4	

TITANS PRESEASON SPECIAL TEAMS STATISTICS

PLAYER	TACKLES			FUMBLES		BLOCKS			PUNT
	Tot	Solo	Asst	FF	FR	PAT	FG		
Fluellen, David	3	2	1	0	0	0	0	0	
Brinkley, Beau	2	2	0	0	0	0	0	0	
Byard, Kevin	2	2	0	0	2	0	0	0	
Riley, Curtis	2	2	0	0	0	0	0	0	
Supernaw, Phillip	2	2	0	0	0	0	0	0	
Andrews, Antonio	1	1	0	0	1	0	0	0	
Cobb, David	1	1	0	0	0	0	0	0	
Huff, Marqueston	1	1	0	0	0	0	0	0	
Riggs, Cody	1	1	0	0	0	0	0	0	
Roberts, Ben	1	1	0	0	0	0	0	0	
Rosas, Aldrick	1	1	0	0	0	0	0	0	
Staples, Justin	1	1	0	0	0	0	0	0	
Succop, Ryan	1	1	0	0	0	0	0	0	
Herrera, Amarlo	1	0	1	0	0	0	0	0	
TEAM TOTALS:	20	18	2	0	3	0	0	0	

MISCELLANEOUS STATISTICS

PLAYER	TACKLES			FUMBLES	
	Tot	Solo	Asst	FF	FR
Andrews, Antonio	1	1	0	0	0
Douglas, Harry	1	1	0	0	0
Ellis, Alex	1	1	0	0	0
Johnson, Andre	1	1	0	0	0
Kelly, Dennis	1	1	0	0	0
Tretola, Sebastian	1	1	0	0	0
Cunningham, Jerome	0	0	0	0	1
TEAM TOTALS:	6	6	0	0	1

Legend:

- Tot Total Tackles
- Solo Unassisted Tackles
- Asst. Assisted Tackles
- Sk Quarterback Sacks
- Yds Yards Lost on Sack
- QBP Quarterback Pressure
- TFL Tackle for Loss
- Int Interceptions
- Yds Interception Return Yards
- TD Interceptions Return Touchdowns
- PD Passes Defensed
- FF Forced Fumble
- FR Fumble Recoveries
- Yds Yards on Fumble Returns

2016 TITANS GAME-BY-GAME OFFENSIVE STATISTICS

	9/11 MIN	9/18 at DET	9/25 OAK	10/2 at HOU	10/9 at MIA	10/16 CLE	10/23 IND	10/27 JAX	11/6 at SD	11/13 GB	11/20 at IND	11/27 at CHI	12/11 DEN	12/18 at KC	12/24 at JAX	1/1 HOU	2016 Totals
Points	16	16	10	20	30	28	26	36	35	47	17	27	13	19	17	24	381
1st Qtr	3	0	3	3	7	7	6	3	0	21	0	7	10	0	0	7	77
2nd Qtr	7	3	0	14	14	7	7	24	14	14	7	14	3	7	7	7	149
3rd Qtr	0	0	7	3	3	7	0	6	7	6	7	3	0	0	3	7	59
4th Qtr	6	13	0	0	6	7	13	3	14	6	3	3	0	12	7	3	96
Overtime	0	0	0	0	0	0	0	0	0	0	0	0	0	0	0	0	0
TDs (Ru-P-Ret)	0-2-0	0-2-0	1-0-0	2-0-0	1-3-0	1-3-0	1-2-0	2-2-0	2-3-0	1-5-0	0-2-0	1-2-0	1-0-0	2-0-0	0-2-0	1-1-1	16-29-1
PATs (M/A)	1-1	1-1	1-1	2-2	3-4	4-4	2-2	3-4	5-5	5-5	2-2	3-3	1-1	1-1	2-2	3-3	39-41
2PT Convs (M/A)	0-1	0-1	0-0	0-0	0-0	0-0	0-1	0-0	0-0	0-1	0-0	0-0	0-0	0-1	0-0	0-0	0-5
FGs (M/A)	1-1	1-2	1-1	2-2	1-1	0-1	2-2	3-3	0-0	2-2	1-1	2-2	2-2	2-2	1-1	1-1	22-24
Safeties	0	0	0	0	0	0	0	0	0	0	0	0	0	0	0	0	0
First Downs	19	22	19	16	23	19	26	25	24	19	20	18	16	21	19	16	322
Rushing	2	7	10	8	13	5	8	11	6	3	3	7	11	11	4	6	115
Passing	16	11	9	7	8	13	12	12	15	13	14	9	4	9	14	9	175
Penalty	1	4	0	1	2	1	6	2	3	3	3	2	1	1	1	1	32
3rd Down Conv (M/A)	8-14	5-12	2-12	7-15	5-12	7-13	9-15	9-15	5-11	7-14	5-14	5-11	6-16	6-14	5-14	9-15	100-217
3rd Down Conv Pct	57.14%	41.67%	16.67%	46.67%	41.67%	53.85%	60.00%	60.00%	45.45%	50.00%	35.71%	45.45%	37.50%	42.86%	35.71%	60.00%	46.08%
4th Down Conv (M/A)	0-0	1-1	0-1	0-1	0-1	0-0	0-0	0-0	1-1	0-1	1-3	0-0	0-0	1-1	0-1	0-0	4-11
4th Down Conv Pct	0.00%	100.00%	0.00%	0.00%	0.00%	0.00%	0.00%	0.00%	100.00%	0.00%	33.33%	0.00%	0.00%	100.00%	0.00%	0.00%	36.36%
Red Zone Conv (M/A)	2-3	1-1	1-3	2-3	3-3	3-3	3-3	3-6	5-5	3-4	1-2	2-4	1-2	2-2	2-3	2-3	36-50
Red Zone Conv Pct	66.67%	100.00%	33.33%	66.67%	100.00%	100.00%	100.00%	50.00%	100.00%	75.00%	50.00%	50.00%	50.00%	100.00%	66.67%	66.67%	72.00%
Goal to Go Conv (M/A)	2-2	0-0	1-1	2-3	3-3	2-2	2-2	1-3	3-3	1-2	1-1	1-2	1-2	2-2	1-1	2-3	25-32
Goal to Go Conv Pct	100.00%	0.00%	100.00%	66.67%	100.00%	100.00%	100.00%	33.33%	100.00%	50.00%	100.00%	50.00%	50.00%	100.00%	100.00%	66.67%	78.13%
Total Net Yards	316	363	393	320	398	407	331	494	393	446	351	375	253	389	263	236	5728
Total Off. Plays	65	60	63	62	70	57	68	66	62	59	70	52	65	63	67	59	1008
Avg. Gain Per Play	4.9	6.1	6.2	5.2	5.7	7.1	4.9	7.5	6.3	7.6	5.0	7.2	3.9	6.2	3.9	4.0	5.7
Net Yards Rushing	64	139	181	124	235	137	124	214	80	162	97	149	180	148	58	103	2187
Total Rushing Plays	22	24	29	32	41	31	28	43	19	30	27	29	42	29	20	29	476
Avg. Gain Per Rush	2.9	5.8	6.2	3.9	5.7	4.4	4.4	5.0	4.2	5.4	3.6	5.1	4.3	5.1	2.9	3.6	4.6
Net Yards Passing	252	224	212	196	163	270	207	280	313	284	254	226	73	241	205	133	3541
Times Sacked	2	3	1	1	0	2	3	0	0	2	5	0	2	1	3	4	28
Yards Lost on Sacks	19	14	2	6	0	14	25	0	0	21	36	0	15	0	18	17	179
Gross Yards Passing	271	238	214	202	163	284	232	280	313	305	290	226	88	241	223	150	3720
Pass Attempts	41	33	33	29	29	24	37	23	43	27	38	23	21	33	44	26	504
Pass Completions	25	25	17	13	20	17	22	19	27	20	25	15	6	19	21	16	307
Completion Pct	60.98%	75.76%	51.52%	44.83%	68.97%	70.83%	59.46%	82.61%	62.79%	74.07%	65.79%	65.22%	28.57%	57.58%	47.73%	61.54%	60.91%
Avg. Gain Per Pass	5.9	6.2	6.2	6.5	5.6	10.4	5.2	12.2	7.3	9.8	5.9	9.8	3.2	7.1	4.4	4.4	6.7
Interceptions	1	1	2	1	0	1	0	0	2	0	0	0	0	1	1	1	11
Fumbles / Fum. Lost	2-2	1-0	2-1	1-0	1-0	0-0	2-1	1-0	1-1	0-0	0-0	1-0	1-0	2-2	1-0	0-0	17-7
Penalties	2	12	8	11	5	7	6	7	8	7	11	6	5	2	6	7	110
PenaltyYards	10	83	70	93	40	96	38	54	57	65	109	118	55	25	49	50	1012
Punts	5	3	6	5	5	5	4	4	4	4	5	4	7	4	7	5	77
Gross Punting Avg.	46.2	47.3	51.8	51.4	35.0	45.0	47.0	38.8	45.5	41.5	43.8	44.3	44.0	35.8	44.7	42.2	44.2
Touchbacks	1	0	0	1	0	0	0	0	0	0	1	0	1	0	0	0	4
Inside20	1	1	3	1	3	3	3	2	1	0	1	2	3	0	3	5	32
Punts Blocked	0	0	0	0	0	0	0	0	0	0	0	0	0	0	0	0	0
Net Punting Average	38.4	39.7	45.5	30.6	17.8	43.8	42.5	38.8	44.8	38.0	37.4	43.3	38.1	35.0	43.3	41.0	38.6
Punt Returns	1	2	1	3	4	5	1	1	1	2	1	1	1	2	1	3	30
Punt Return Yards	14	9	10	27	20	30	7	9	0	23	1	8	17	22	-2	41	236
Punt Return Avg.	14.0	4.5	10.0	9.0	5.0	6.0	7.0	9.0	0.0	11.5	1.0	8.0	17.0	11.0	-2.0	13.7	7.9
Fair Catches	2	2	1	0	1	1	0	1	1	1	2	3	3	3	1	0	22
Kickoff Returns	5	2	0	5	1	0	1	1	2	1	5	2	2	3	0	3	33
Kickoff Return Yards	118	34	0	116	20	0	19	4	52	28	86	28	37	63	0	24	629
Kickoff Return Avg.	23.6	17.0	0.0	23.2	20.0	0.0	19.0	4.0	26.0	28.0	17.2	14.0	18.5	21.0	0.0	8.0	19.1
Time of Possession	30:25	30:51	30:57	31:42	36:44	31:01	27:30	34:25	23:31	29:31	31:01	29:25	32:27	30:35	27:29	30:52	30:32
Turnover Ratio	-3	0	-2	+1	+2	-1	-1	+1	-3	+3	+1	+2	+2	-2	0	0	0

2016 TITANS GAME-BY-GAME DEFENSIVE STATISTICS

	9/11 MIN	9/18 at DET	9/25 OAK	10/2 at HOU	10/9 at MIA	10/16 CLE	10/23 IND	10/27 JAX	11/6 at SD	11/13 GB	11/20 at IND	11/27 at CHI	12/11 DEN	12/18 at KC	12/24 at JAX	1/1 HOU	2016 Totals
Points	25	15	17	27	17	26	34	22	43	25	24	21	10	17	38	17	378
1st Qtr	0	9	7	14	0	6	7	0	9	0	14	7	0	14	10	0	97
2nd Qtr	0	3	10	6	14	7	10	0	10	16	7	0	0	3	9	0	95
3rd Qtr	12	3	0	7	3	0	3	8	14	9	0	0	0	0	6	10	75
4th Qtr	13	0	0	0	0	13	14	14	10	0	3	14	10	0	13	7	111
Overtime	0	0	0	0	0	0	0	0	0	0	0	0	0	0	0	0	0
TDs (Ru-P-Ret)	0-0-2	0-1-0	1-1-0	0-2-1	1-0-1	1-2-0	0-3-1	0-3-0	1-2-2	1-2-0	1-2-0	0-3-0	0-1-0	2-0-0	1-2-1	1-1-0	10-25-8
PATs (M/A)	1-2	1-1	2-2	3-3	2-2	2-2	4-4	2-2	4-5	1-2	3-3	3-3	1-1	2-2	2-4	2-2	35-40
2PT Convs (M/A)	0-0	0-0	0-0	0-0	0-0	0-1	0-0	1-1	0-0	0-1	0-0	0-0	0-0	0-0	0-0	0-0	1-3
FGs (M/A)	4-6	2-2	1-1	2-3	1-1	2-2	2-2	0-0	3-3	2-2	1-2	0-0	1-1	1-1	4-4	1-2	27-32
Safeties	0	1	0	0	0	0	0	0	0	0	0	0	0	0	0	0	1
First Downs	15	22	17	21	8	16	26	27	31	21	18	25	19	13	25	20	324
Rushing	3	6	4	6	3	1	7	3	10	4	4	3	0	4	6	6	70
Passing	12	11	13	13	5	13	16	22	16	17	13	20	19	8	16	13	227
Penalty	0	5	0	2	0	2	3	2	5	0	1	2	0	1	3	1	27
3rd Down Conv (M/A)	6-14	7-16	5-13	5-12	4-11	3-14	4-10	6-13	5-11	4-15	5-12	9-17	3-11	4-14	4-12	3-15	77-210
3rd Down Conv Pct	42.86%	43.75%	38.46%	41.67%	36.36%	21.43%	40.00%	46.15%	45.45%	26.67%	41.67%	52.94%	27.27%	28.57%	33.33%	20.00%	36.67%
4th Down Conv (M/A)	0-0	0-0	0-0	0-1	0-0	2-2	0-0	0-1	0-0	2-4	1-1	1-3	1-2	1-2	0-0	4-6	12-22
4th Down Conv Pct	0.00%	0.00%	0.00%	0.00%	0.00%	100.00%	0.00%	0.00%	0.00%	50.00%	100.00%	33.33%	50.00%	50.00%	0.00%	66.67%	54.55%
Red Zone Conv (M/A)	0-3	1-3	1-1	2-2	1-2	3-4	2-4	3-4	3-7	2-4	3-3	3-6	1-3	1-4	1-2	2-3	29-55
Red Zone Conv Pct	0.00%	33.33%	100.00%	100.00%	50.00%	75.00%	50.00%	75.00%	42.86%	50.00%	100.00%	50.00%	33.33%	25.00%	50.00%	66.67%	52.73%
Goal to Go Conv (M/A)	0-0	0-2	0-0	1-1	1-1	2-2	2-3	3-3	2-3	1-2	2-2	1-3	1-3	1-3	1-1	2-3	20-32
Goal to Go Conv Pct	0.00%	0.00%	0.00%	100.00%	100.00%	100.00%	66.67%	100.00%	66.67%	50.00%	100.00%	33.33%	33.33%	33.33%	100.00%	66.67%	62.50%
Total Net Yards	301	375	368	359	200	341	422	370	476	402	327	411	348	317	415	289	5720
Total Off. Plays	61	67	61	62	41	63	65	67	73	73	58	76	64	57	69	74	1031
Avg. Gain Per Play	4.9	5.6	6.0	5.8	4.9	5.4	6.5	5.5	6.5	5.5	5.6	5.4	5.4	5.6	6.0	3.9	5.5
Net Yards Rushing	65	137	123	115	51	40	81	48	208	69	76	95	18	158	84	46	1413
Total Rushing Plays	28	23	25	24	17	15	24	11	39	13	28	22	9	28	28	22	356
Avg. Gain Per Rush	2.3	6.0	4.9	4.8	3.0	2.7	3.4	4.4	5.3	5.3	2.7	4.3	2.0	5.6	3.0	2.1	4.0
Net Yards Passing	236	238	245	244	149	301	341	322	268	333	251	316	330	159	331	243	4307
Times Sacked	0	4	1	1	6	6	2	2	1	5	2	0	3	1	2	4	40
Yards Lost on Sacks	0	22	4	10	42	36	12	15	7	46	11	0	20	4	14	35	278
Gross Yards Passing	236	260	249	254	191	337	353	337	275	379	262	316	350	163	345	278	4585
Pass Attempts	33	40	35	37	18	42	39	54	33	55	28	54	52	28	39	48	635
Pass Completions	18	22	21	25	12	27	27	33	24	32	15	28	36	15	27	26	388
Completion Pct	54.55%	55.00%	60.00%	67.57%	66.67%	64.29%	69.23%	61.11%	72.73%	58.18%	53.57%	51.85%	69.23%	53.57%	69.23%	54.17%	61.10%
Avg. Gain Per Pass	7.2	5.4	6.8	6.4	6.2	6.3	8.3	5.8	7.9	5.6	8.4	5.9	6.0	5.5	8.1	4.7	6.4
Interceptions	0	1	1	2	2	0	0	0	0	2	1	2	0	1	0	0	12
Fumbles / Fum. Lost	0-0	0-0	0-0	0-0	0-0	0-0	0-0	2-1	0-0	1-1	0-0	2-0	2-2	2-0	2-1	1-1	12-6
Penalties	3	17	8	6	8	11	12	7	14	12	8	7	9	5	4	6	137
Penalty Yards	39	138	58	59	83	69	131	75	107	107	70	48	87	40	45	35	1191
Punts	3	5	7	3	6	7	4	6	3	4	3	4	5	6	3	3	72
Gross Punting Avg.	37.7	43.4	46.6	50.0	49.7	50.9	51.0	45.8	46.7	50.5	44.0	45.5	41.4	45.5	47.7	47.3	46.7
Touchbacks	0	0	2	0	0	1	2	1	1	1	0	0	0	1	0	0	9
Inside20	1	5	3	1	2	0	0	1	1	1	2	0	2	2	1	0	22
Punts Blocked	0	0	0	0	0	0	0	0	0	0	0	0	0	0	0	0	0
Net Punting Average	33.0	41.6	39.4	41.0	46.3	43.7	39.3	41.0	40.0	39.8	43.7	43.5	38.0	38.5	48.3	33.7	40.9
Punt Returns	3	2	3	3	2	2	2	2	2	3	2	1	2	3	2	2	36
Punt Return Yards	19	23	38	84	86	6	18	0	3	14	12	4	21	3	10	6	347
Punt Return Avg.	6.3	11.5	12.7	28.0	43.0	3.0	9.0	0.0	1.5	4.7	6.0	4.0	10.5	1.0	5.0	3.0	9.6
Fair Catches	1	0	2	1	2	2	1	1	2	1	1	3	3	1	4	2	27
Kickoff Returns	1	2	1	1	2	1	1	2	0	2	2	2	0	2	0	2	21
Kickoff Return Yards	61	35	16	28	47	19	31	45	0	51	39	39	0	22	0	29	462
Kickoff Return Avg.	61.0	17.5	16.0	28.0	23.5	19.0	31.0	22.5	0.0	25.5	19.5	19.5	0.0	11.0	0.0	14.5	22.0

2016 TITANS GAME-BY-GAME STARTERS

OFFENSE

Date	Opp	WR	LT	LG	C	RG	RT	TE	RB/WR/TE	QB	FB/WR/TE	RB
09/11/16	Min	T.Sharpe	T.Lewan	Q.Spain	B.Jones	C.Warmack	J.Conklin	D.Walker	D.Henry (RB)	M.Mariota	J.Fowler (FB)	D.Murray
09/18/16	@ Det	T.Sharpe	T.Lewan	Q.Spain	B.Jones	C.Warmack	J.Conklin	A.Fasano	R.Matthews (WR)	M.Mariota	J.Fowler (FB)	D.Murray
09/25/16	Oak	T.Sharpe	T.Lewan	Q.Spain	B.Jones	J.Kline	J.Conklin	P.Supernaw	R.Matthews (WR)	M.Mariota	J.Fowler (FB)	D.Murray
10/02/16	@ Hou	T.Sharpe	T.Lewan	Q.Spain	B.Jones	J.Kline	J.Conklin	D.Walker	K.Wright (WR)	M.Mariota	A.Johnson (WR)	D.Murray
10/09/16	@ Mia	T.Sharpe	T.Lewan	Q.Spain	B.Jones	J.Kline	J.Conklin	A.Fasano	D.Henry (RB)	M.Mariota	A.Johnson (WR)	D.Murray
10/16/16	Cle	A.Johnson	T.Lewan	Q.Spain	B.Jones	J.Kline	J.Conklin	D.Walker	A.Fasano (TE)	M.Mariota	D.Kelly (TE)	D.Murray
10/23/16	Ind	A.Johnson	T.Lewan	Q.Spain	B.Jones	J.Kline	J.Conklin	D.Walker	A.Fasano (TE)	M.Mariota	D.Kelly (TE)	D.Murray
10/27/16	Jax	R.Matthews	T.Lewan	B.Schwenke	B.Jones	J.Kline	J.Conklin	D.Walker	A.Fasano (TE)	M.Mariota	P.Supernaw (TE)	D.Murray
11/06/16	@ SD	K.Wright	T.Lewan	B.Schwenke	B.Jones	J.Kline	J.Conklin	D.Walker	A.Fasano (TE)	M.Mariota	D.Kelly (TE)	D.Murray
11/13/16	GB	R.Matthews	T.Lewan	B.Schwenke	B.Jones	J.Kline	J.Conklin	A.Fasano	T.Sharpe (WR)	M.Mariota	J.Fowler (FB)	D.Murray
11/20/16	@ Ind	R.Matthews	T.Lewan	Q.Spain	B.Jones	J.Kline	J.Conklin	D.Walker	T.Sharpe (WR)	M.Mariota	D.Kelly (TE)	D.Murray
11/27/16	@ Chi	R.Matthews	T.Lewan	Q.Spain	B.Jones	J.Kline	J.Conklin	A.Fasano	T.Sharpe (WR)	M.Mariota	D.Kelly (TE)	D.Murray
12/11/16	Den	R.Matthews	T.Lewan	Q.Spain	B.Jones	J.Kline	J.Conklin	D.Walker	T.Sharpe (WR)	M.Mariota	J.Fowler (FB)	D.Murray
12/18/16	@ KC	K.Wright	T.Lewan	Q.Spain	B.Jones	J.Kline	J.Conklin	A.Fasano	T.Sharpe (WR)	M.Mariota	J.Fowler (FB)	D.Murray
12/24/16	@ Jax	R.Matthews	T.Lewan	Q.Spain	B.Jones	J.Kline	J.Conklin	D.Walker	K.Wright (WR)	M.Mariota	H.Douglas (WR)	D.Murray
01/01/17	Hou	R.Matthews	T.Lewan	Q.Spain	B.Jones	J.Kline	J.Conklin	A.Fasano	H.Douglas (WR)	M.Cassel	D.Kelly (TE)	D.Murray

DEFENSE

Date	Opp	DE	NT/CB/DB	DT	OLB	ILB	ILB	OLB	CB/S	CB	SS	FS
09/11/16	Min	D.Jones	Al Woods (NT)	J.Casey	D.Morgan	W.Woodyard	A.Williamson	B.Orakpo	P.Cox (CB)	J.McCourty	D.Searcy	R.Johnson
09/18/16	@ Det	D.Jones	B.McCain (CB)	J.Casey	K.Dodd	S.Spence	A.Williamson	B.Orakpo	P.Cox (CB)	J.McCourty	D.Searcy	R.Johnson
09/25/16	Oak	D.Jones	B.McCain (CB)	J.Casey	D.Morgan	S.Spence	A.Williamson	B.Orakpo	P.Cox (CB)	J.McCourty	D.Searcy	R.Johnson
10/02/16	@ Hou	D.Jones	Al Woods (NT)	J.Casey	D.Morgan	W.Woodyard	A.Williamson	B.Orakpo	P.Cox (CB)	J.McCourty	D.Stafford	R.Johnson
10/09/16	@ Mia	K.Klug	D.Jones (NT)	J.Casey	D.Morgan	W.Woodyard	A.Williamson	B.Orakpo	P.Cox (CB)	J.McCourty	D.Stafford	R.Johnson
10/16/16	Cle	K.Klug	D.Jones (NT)	J.Casey	D.Morgan	W.Woodyard	A.Williamson	B.Orakpo	D.Stafford (S)	J.McCourty	D.Searcy	R.Johnson
10/23/16	Ind	D.Jones	Al Woods (NT)	J.Casey	D.Morgan	W.Woodyard	A.Williamson	B.Orakpo	P.Cox (CB)	J.McCourty	D.Searcy	R.Johnson
10/27/16	Jax	D.Jones	Al Woods (NT)	J.Casey	D.Morgan	W.Woodyard	A.Williamson	B.Orakpo	B.McCain (CB)	J.McCourty	D.Searcy	D.Stafford
11/06/16	@ SD	D.Jones	B.McCain (CB)	J.Casey	D.Morgan	S.Spence	A.Williamson	B.Orakpo	P.Cox (CB)	J.McCourty	D.Searcy	D.Stafford
11/13/16	GB	D.Jones	B.McCain (DB)	J.Casey	D.Morgan	S.Spence	A.Williamson	B.Orakpo	P.Cox (CB)	J.McCourty	D.Searcy	K.Byard
11/20/16	@ Ind	D.Jones	A.Blackson (NT)	J.Casey	D.Morgan	W.Woodyard	A.Williamson	B.Orakpo	D.Stafford (S)	J.McCourty	D.Searcy	K.Byard
11/27/16	@ Chi	D.Jones	B.McCain (DB)	J.Casey	D.Morgan	S.Spence (LB)	A.Williamson	B.Orakpo	P.Cox (CB)	J.McCourty	D.Searcy	K.Byard
12/11/16	Den	D.Jones	Al Woods (NT)	K.Klug	D.Morgan	W.Woodyard	A.Williamson	B.Orakpo	B.McCain (CB)	J.McCourty	D.Searcy	K.Byard
12/18/16	@ KC	D.Jones	Al Woods (NT)	J.Casey	D.Morgan	W.Woodyard	A.Williamson	B.Orakpo	B.McCain (CB)	J.McCourty	D.Searcy	K.Byard
12/24/16	@ Jax	D.Jones	B.McCain (CB)	J.Casey	D.Morgan	S.Spence	A.Williamson	B.Orakpo	V.Blake (CB)	L.Sims	D.Searcy	K.Byard
01/01/17	Hou	D.Jones	Al Woods (NT)	J.Casey	D.Morgan	W.Woodyard	A.Williamson	B.Orakpo	B.McCain (CB)	L.Sims	D.Searcy	K.Byard

Bold denotes rookie

2016 TITANS GAME-BY-GAME INDIVIDUAL PASSING STATISTICS

MATT CASSEL

Date	Opp	W-L	GP / GS	Att	Cmp	Pct	Yds	Yd/Att	TD	TD%	Int	Int%	Lg	Sk	Yds	Rat
09/11/16	Min	L	DNP	0	0	-	0	-	0	-	0	-	0	0	0	-
09/18/16	@ Det	W	p	0	0	-	0	-	0	-	0	-	0	0	0	-
09/25/16	Oak	L	DNP	0	0	-	0	-	0	-	0	-	0	0	0	-
10/02/16	@ Hou	L	DNP	0	0	-	0	-	0	-	0	-	0	0	0	-
10/09/16	@ Mia	W	DNP	0	0	-	0	-	0	-	0	-	0	0	0	-
10/16/16	Cle	W	DNP	0	0	-	0	-	0	-	0	-	0	0	0	-
10/23/16	Ind	L	DNP	0	0	-	0	-	0	-	0	-	0	0	0	-
10/27/16	Jax	W	p	1	1	100.0	10	10.0	0	0.0	0	0.0	10	0	0	108.3
11/06/16	@ SD	L	DNP	0	0	-	0	-	0	-	0	-	0	0	0	-
11/13/16	GB	W	DNP	0	0	-	0	-	0	-	0	-	0	0	0	-
11/20/16	@ Ind	L	DNP	0	0	-	0	-	0	-	0	-	0	0	0	-
11/27/16	@ Chi	W	DNP	0	0	-	0	-	0	-	0	-	0	0	0	-
12/11/16	Den	W	DNP	0	0	-	0	-	0	-	0	-	0	0	0	-
12/18/16	@ KC	W	DNP	0	0	-	0	-	0	-	0	-	0	0	0	-
12/24/16	@ Jax	L	p	24	13	54.2	124	5.2	1	4.2	1	4.2	24	1	6	65.3
01/01/17	Hou	W	S	26	16	61.5	150	5.8	1	3.8	1	3.8	50	4	17	74.2
Totals		9-7	4 / 1	51	30	58.8	284	5.6	2	3.9	2	3.9	50	5	23	71.0

MARCUS MARIOTA

Date	Opp	W-L	GP / GS	Att	Cmp	Pct	Yds	Yd/Att	TD	TD%	Int	Int%	Lg	Sk	Yds	Rat
09/11/16	Min	L	S	41	25	61.0	271	6.6	2	4.9	1	2.4	29	2	19	86.5
09/18/16	@ Det	W	S	33	25	75.8	238	7.2	2	6.1	1	3.0	32	3	14	102.8
09/25/16	Oak	L	S	33	17	51.5	214	6.5	0	0.0	2	6.1	26	1	2	46.8
10/02/16	@ Hou	L	S	29	13	44.8	202	7.0	0	0.0	1	3.4	60	1	6	54.1
10/09/16	@ Mia	W	S	29	20	69.0	163	5.6	3	10.3	0	0.0	29	0	0	117.5
10/16/16	Cle	W	S	24	17	70.8	284	11.8	3	12.5	1	4.2	48t	2	14	132.6
10/23/16	Ind	L	S	37	22	59.5	232	6.3	2	5.4	0	0.0	26	3	25	95.8
10/27/16	Jax	W	S	22	18	81.8	270	12.3	2	9.1	0	0.0	47	0	0	148.1
11/06/16	@ SD	L	S	43	27	62.8	313	7.3	3	7.0	2	4.7	48	0	0	88.6
11/13/16	GB	W	S	26	19	73.1	295	11.3	4	15.4	0	0.0	41	1	13	149.8
11/20/16	@ Ind	L	S	38	25	65.8	290	7.6	2	5.3	0	0.0	35	5	36	106.3
11/27/16	@ Chi	W	S	23	15	65.2	226	9.8	2	8.7	0	0.0	38	0	0	126.4
12/11/16	Den	W	S	20	6	30.0	88	4.4	0	0.0	0	0.0	26	2	15	45.4
12/18/16	@ KC	W	S	33	19	57.6	241	7.3	0	0.0	1	3.0	46	1	0	67.9
12/24/16	@ Jax	L	S	20	8	40.0	99	5.0	1	5.0	0	0.0	18	2	12	72.7
01/01/17	Hou															Injured Reserve
Totals		8-7	15 / 15	451	276	61.2	3426	7.6	26	5.8	9	2.0	60	23	156	95.6

ALEX TANNEY

Date	Opp	W-L	GP / GS	Att	Cmp	Pct	Yds	Yd/Att	TD	TD%	Int	Int%	Lg	Sk	Yds	Rat
09/11/16	Min	L	IA	0	0	-	0	-	0	-	0	-	0	0	0	-
09/18/16	@ Det															Practice Squad
09/25/16	Oak															Practice Squad
10/02/16	@ Hou															Practice Squad
10/09/16	@ Mia															Practice Squad
10/16/16	Cle															Practice Squad
10/23/16	Ind															Practice Squad
10/27/16	Jax															Practice Squad
11/06/16	@ SD															Practice Squad
11/13/16	GB															Practice Squad
11/20/16	@ Ind															Practice Squad
11/27/16	@ Chi															Practice Squad
12/11/16	Den															Practice Squad
12/18/16	@ KC															Practice Squad
12/24/16	@ Jax															Practice Squad
01/01/17	Hou	W	DNP	0	0	-	0	-	0	-	0	-	0	0	0	-
Totals		1-1	0 / 0	0	0	-	0	-	0	-	0	-	0	0	0	-

Other passers: DeMarco Murray (1 for 10-yard TD vs. GB, 11/13; 1 incomplection vs. DEN, 12/11)

2016 TITANS GAME-BY-GAME INDIVIDUAL RUSHING STATISTICS

ANTONIO ANDREWS										JALSTON FOWLER (FB)									
Date	Opp	GP	/	GS	Att	Yds	Avg	Lg	TD	Date	Opp	GP	/	GS	Att	Yds	Avg	Lg	TD
09/11/16	Min			p	0	0	-	0	0	09/11/16	Min			S	0	0	-	0	0
09/18/16	@ Det			p	0	0	-	0	0	09/18/16	@ Det			S	0	0	-	0	0
09/25/16	Oak			p	0	0	-	0	0	09/25/16	Oak			S	0	0	-	0	0
10/02/16	@ Hou			p	0	0	-	0	0	10/02/16	@ Hou			p	0	0	-	0	0
10/09/16	@ Mia			p	0	0	-	0	0	10/09/16	@ Mia			p	0	0	-	0	0
10/16/16	Cle			p	0	0	-	0	0	10/16/16	Cle			p	0	0	-	0	0
10/23/16	Ind			p	0	0	-	0	0	10/23/16	Ind			p	0	0	-	0	0
10/27/16	Jax			p	0	0	-	0	0	10/27/16	Jax			p	0	0	-	0	0
11/06/16	@ SD			p	2	15	7.5	9	0	11/06/16	@ SD			p	0	0	-	0	0
11/13/16	GB			p	0	0	-	0	0	11/13/16	GB			S	0	0	-	0	0
11/20/16	@ Ind			p	0	0	-	0	0	11/20/16	@ Ind			p	0	0	-	0	0
11/27/16	@ Chi			p	0	0	-	0	0	11/27/16	@ Chi			p	0	0	-	0	0
12/11/16	Den			p	0	0	-	0	0	12/11/16	Den			S	0	0	-	0	0
12/18/16	@ KC			p	0	0	-	0	0	12/18/16	@ KC			S	1	3	3.0	3	0
12/24/16	@ Jax			p	0	0	-	0	0	12/24/16	@ Jax			p	0	0	-	0	0
01/01/17	Hou			p	0	0	-	0	0	01/01/17	Hou			p	0	0	-	0	0
2016 Totals:		16	/	0	2	15	7.5	9	0	2016 Totals:		16	/	6	1	3	3.0	3	0

DERRICK HENRY										MARCUS MARIOTA (QB)									
Date	Opp	GP	/	GS	Att	Yds	Avg	Lg	TD	Date	Opp	GP	/	GS	Att	Yds	Avg	Lg	TD
09/11/16	Min			S	5	3	0.6	5	0	09/11/16	Min			S	4	19	4.8	10	0
09/18/16	@ Det			p	9	40	4.4	9	0	09/18/16	@ Det			S	2	11	5.5	6	0
09/25/16	Oak			p	10	45	4.5	13	0	09/25/16	Oak			S	3	22	7.3	9	0
10/02/16	@ Hou			p	3	9	3.0	6	0	10/02/16	@ Hou			S	4	20	5.0	9	0
10/09/16	@ Mia			S	7	54	7.7	22	0	10/09/16	@ Mia			S	7	60	8.6	21	1
10/16/16	Cle			p	2	7	3.5	4	0	10/16/16	Cle			S	7	64	9.1	41	0
10/23/16	Ind			p	1	3	3.0	3	0	10/23/16	Ind			S	2	14	7.0	14	0
10/27/16	Jax			p	16	60	3.8	15	1	10/27/16	Jax			S	3	11	3.7	7	0
11/06/16	@ SD			DNP	0	0	-	0	0	11/06/16	@ SD			S	3	14	4.7	14t	1
11/13/16	GB			p	9	31	3.4	19	0	11/13/16	GB			S	5	0	0.0	6	0
11/20/16	@ Ind			p	0	0	-	0	0	11/20/16	@ Ind			S	5	29	5.8	12	0
11/27/16	@ Chi			p	8	60	7.5	17	1	11/27/16	@ Chi			S	4	46	11.5	29	0
12/11/16	Den			p	12	42	3.5	6	0	12/11/16	Den			S	8	38	4.8	13	0
12/18/16	@ KC			p	9	58	6.4	15	2	12/18/16	@ KC			S	1	-2	-2.0	-2	0
12/24/16	@ Jax			p	4	13	3.3	10	0	12/24/16	@ Jax			S	2	3	1.5	4	0
01/01/17	Hou			p	15	65	4.3	14	1	01/01/17	Hou							Injured Reserve	
2016 Totals:		15	/	2	110	490	4.5	22	5	2016 Totals:		15	/	15	60	349	5.8	41	2

DeMARC MURRAY									
Date	Opp	GP	/	GS	Att	Yds	Avg	Lg	TD
09/11/16	Min			S	13	42	3.2	12	0
09/18/16	@ Det			S	12	89	7.4	67	0
09/25/16	Oak			S	16	114	7.1	36	1
10/02/16	@ Hou			S	25	95	3.8	14	2
10/09/16	@ Mia			S	27	121	4.5	14	0
10/16/16	Cle			S	21	65	3.1	16	1
10/23/16	Ind			S	25	107	4.3	14	1
10/27/16	Jax			S	21	123	5.9	22	1
11/06/16	@ SD			S	14	51	3.6	13	1
11/13/16	GB			S	17	123	7.2	75t	1
11/20/16	@ Ind			S	21	70	3.3	8	0
11/27/16	@ Chi			S	17	43	2.5	10	0
12/11/16	Den			S	21	92	4.4	11	1
12/18/16	@ KC			S	18	89	4.9	12	0
12/24/16	@ Jax			S	14	42	3.0	11	0
01/01/17	Hou			S	11	21	1.9	7	0
2016 Totals:		16	/	16	293	1287	4.4	75t	9

Other rushers: Tajaé Sharpe (1 for 1 yard vs. CLE, 10/16), Valentino Blake (1 for -2 yards at IND, 11/20), Delanie Walker (1 for 8 yards vs. DEN, 12/11), Matt Cassel (2 for 2 yards vs. HOU, 1/1), Marc Mariani (1 for 15 yards vs. HOU, 1/1)

2016 TITANS GAME-BY-GAME INDIVIDUAL RECEIVING STATISTICS

JACE AMARO (TE)										ANTONIO ANDREWS (RB)									
Date	Opp	GP	/	GS	No	Yds	Avg	Lg	TD	Date	Opp	GP	/	GS	No	Yds	Avg	Lg	TD
09/11/16	Min			IA	0	0	-	0	0	09/11/16	Min			p	0	0	-	0	0
09/18/16	@ Det			IA	0	0	-	0	0	09/18/16	@ Det			p	0	0	-	0	0
09/25/16	Oak			p	3	59	19.7	26	0	09/25/16	Oak			p	0	0	-	0	0
10/02/16	@ Hou			p	0	0	-	0	0	10/02/16	@ Hou			p	0	0	-	0	0
10/09/16	@ Mia			IA	0	0	-	0	0	10/09/16	@ Mia			p	0	0	-	0	0
10/16/16	Cle			IA	0	0	-	0	0	10/16/16	Cle			p	0	0	-	0	0
10/23/16	Ind			IA	0	0	-	0	0	10/23/16	Ind			p	0	0	-	0	0
10/27/16	Jax			IA	0	0	-	0	0	10/27/16	Jax			p	0	0	-	0	0
11/06/16	@ SD			IA	0	0	-	0	0	11/06/16	@ SD			p	0	0	-	0	0
11/13/16	GB			IA	0	0	-	0	0	11/13/16	GB			p	0	0	-	0	0
11/20/16	@ Ind			IA	0	0	-	0	0	11/20/16	@ Ind			p	0	0	-	0	0
11/27/16	@ Chi			p	0	0	-	0	0	11/27/16	@ Chi			p	0	0	-	0	0
12/11/16	Den			IA	0	0	-	0	0	12/11/16	Den			p	0	0	-	0	0
12/18/16	@ KC			IA	0	0	-	0	0	12/18/16	@ KC			p	0	0	-	0	0
12/24/16	@ Jax			IA	0	0	-	0	0	12/24/16	@ Jax			p	0	0	-	0	0
01/01/17	Hou			IA	0	0	-	0	0	01/01/17	Hou			p	0	0	-	0	0
2016 Totals:		3	/	0	3	59	19.7	26	0	2016 Totals:		16	/	0	0	0	-	0	0

HARRY DOUGLAS (WR)										ANTHONY FASANO (TE)									
Date	Opp	GP	/	GS	No	Yds	Avg	Lg	TD	Date	Opp	GP	/	GS	No	Yds	Avg	Lg	TD
09/11/16	Min			p	2	21	10.5	16	0	09/11/16	Min			p	0	0	-	0	0
09/18/16	@ Det			p	0	0	-	0	0	09/18/16	@ Det			S	1	1	1.0	1	0
09/25/16	Oak			p	2	20	10.0	25	0	09/25/16	Oak			p	0	0	-	0	0
10/02/16	@ Hou			IA	0	0	-	0	0	10/02/16	@ Hou			p	0	0	-	0	0
10/09/16	@ Mia			IA	0	0	-	0	0	10/09/16	@ Mia			S	1	10	10.0	10	0
10/16/16	Cle			IA	0	0	-	0	0	10/16/16	Cle			S	1	15	15.0	15t	1
10/23/16	Ind			IA	0	0	-	0	0	10/23/16	Ind			S	1	10	10.0	10	0
10/27/16	Jax			IA	0	0	-	0	0	10/27/16	Jax			S	0	0	-	0	0
11/06/16	@ SD			p	2	48	24.0	27	0	11/06/16	@ SD			S	1	9	9.0	9	0
11/13/16	GB			p	0	0	-	0	0	11/13/16	GB			S	1	9	9.0	9t	1
11/20/16	@ Ind			p	1	3	3.0	3	0	11/20/16	@ Ind			p	0	0	-	0	0
11/27/16	@ Chi			p	2	60	30.0	35	0	11/27/16	@ Chi			S	0	0	-	0	0
12/11/16	Den			p	1	10	10.0	10	0	12/11/16	Den			p	1	17	17.0	17	0
12/18/16	@ KC			p	0	0	-	0	0	12/18/16	@ KC			S	0	0	-	0	0
12/24/16	@ Jax			S	5	48	9.6	14	0	12/24/16	@ Jax			p	1	12	12.0	12	0
01/01/17	Hou			S	0	0	-	0	0	01/01/17	Hou			S	0	0	-	0	0
2016 Totals:		11	/	2	15	210	14.0	35	0	2016 Totals:		16	/	10	8	83	10.4	17	2

JALSTON FOWLER (FB)										DERRICK HENRY (RB)									
Date	Opp	GP	/	GS	No	Yds	Avg	Lg	TD	Date	Opp	GP	/	GS	No	Yds	Avg	Lg	TD
09/11/16	Min			S	0	0	0.0	0	0	09/11/16	Min			S	2	41	20.5	29	0
09/18/16	@ Det			S	0	0	0.0	0	0	09/18/16	@ Det			p	1	9	9.0	9	0
09/25/16	Oak			S	1	14	14.0	14	0	09/25/16	Oak			p	0	0	-	0	0
10/02/16	@ Hou			p	0	0	0.0	0	0	10/02/16	@ Hou			p	0	0	-	0	0
10/09/16	@ Mia			p	0	0	0.0	0	0	10/09/16	@ Mia			S	0	0	-	0	0
10/16/16	Cle			p	0	0	0.0	0	0	10/16/16	Cle			p	2	20	10.0	12	0
10/23/16	Ind			p	0	0	0.0	0	0	10/23/16	Ind			p	0	0	-	0	0
10/27/16	Jax			p	0	0	0.0	0	0	10/27/16	Jax			p	4	37	9.3	15	0
11/06/16	@ SD			p	0	0	0.0	0	0	11/06/16	@ SD			DNP	0	0	-	0	0
11/13/16	GB			S	0	0	0.0	0	0	11/13/16	GB			p	0	0	-	0	0
11/20/16	@ Ind			p	0	0	0.0	0	0	11/20/16	@ Ind			p	0	0	-	0	0
11/27/16	@ Chi			p	0	0	0.0	0	0	11/27/16	@ Chi			p	0	0	-	0	0
12/11/16	Den			S	0	0	0.0	0	0	12/11/16	Den			p	1	5	5.0	5	0
12/18/16	@ KC			S	0	0	0.0	0	0	12/18/16	@ KC			p	0	0	-	0	0
12/24/16	@ Jax			p	0	0	0.0	0	0	12/24/16	@ Jax			p	2	22	11.0	11	0
01/01/17	Hou			p	0	0	0.0	0	0	01/01/17	Hou			p	1	3	3.0	3	0
2016 Totals:		16	/	6	1	14	14.0	14	0	2016 Totals:		15	/	2	13	137	10.5	29	0

2016 TITANS GAME-BY-GAME INDIVIDUAL RECEIVING STATISTICS

ANDRE JOHNSON (WR)										MARC MARIANI (WR)									
Date	Opp	GP	/	GS	No	Yds	Avg	Lg	TD	Date	Opp	GP	/	GS	No	Yds	Avg	Lg	TD
09/11/16	Min			p	3	30	10.0	16	0	09/11/16	Min			p	0	0	-	0	0
09/18/16	@ Det			p	1	9	9.0	9t	1	09/18/16	@ Det			p	0	0	-	0	0
09/25/16	Oak			p	0	0	-	0	0	09/25/16	Oak			p	0	0	-	0	0
10/02/16	@ Hou			S	3	33	11.0	20	0	10/02/16	@ Hou			p	0	0	-	0	0
10/09/16	@ Mia			S	2	13	6.5	8	1	10/09/16	@ Mia			p	0	0	-	0	0
10/16/16	Cle			S	0	0	-	0	0	10/16/16	Cle			p	0	0	-	0	0
10/23/16	Ind			S	0	0	-	0	0	10/23/16	Ind			p	0	0	-	0	0
10/27/16	Jax			p	0	0	-	0	0	10/27/16	Jax			p	0	0	-	0	0
11/06/16	@ SD								Retired	11/06/16	@ SD			p	0	0	-	0	0
11/13/16	GB								Retired	11/13/16	GB			p	0	0	-	0	0
11/20/16	@ Ind								Retired	11/20/16	@ Ind			p	0	0	-	0	0
11/27/16	@ Chi								Retired	11/27/16	@ Chi			p	0	0	-	0	0
12/11/16	Den								Retired	12/11/16	Den			p	0	0	-	0	0
12/18/16	@ KC								Retired	12/18/16	@ KC			p	0	0	-	0	0
12/24/16	@ Jax								Retired	12/24/16	@ Jax			p	0	0	-	0	0
01/01/17	Hou								Retired	01/01/17	Hou			p	0	0	-	0	0
2016 Totals:				8 / 4	9	85	9.4	20	2	2016 Totals:				16 / 0	0	0	-	0	0

RISHARD MATTHEWS (WR)										TRE McBRIDE (WR)									
Date	Opp	GP	/	GS	No	Yds	Avg	Lg	TD	Date	Opp	GP	/	GS	No	Yds	Avg	Lg	TD
09/11/16	Min			p	3	26	8.7	11	0	09/11/16	Min								Practice Squad
09/18/16	@ Det			S	4	40	10.0	20	0	09/18/16	@ Det								Practice Squad
09/25/16	Oak			S	3	32	10.7	14	0	09/25/16	Oak								Practice Squad
10/02/16	@ Hou			p	2	82	41.0	60	0	10/02/16	@ Hou								Practice Squad
10/09/16	@ Mia			p	4	32	8.0	11	1	10/09/16	@ Mia								Practice Squad
10/16/16	Cle			p	3	70	23.3	43	1	10/16/16	Cle								Practice Squad
10/23/16	Ind			p	4	37	9.3	20	0	10/23/16	Ind								Practice Squad
10/27/16	Jax			S	4	38	9.5	16	1	10/27/16	Jax								Practice Squad
11/06/16	@ SD			p	6	63	10.5	16t	2	11/06/16	@ SD			IA	0	0	-	0	0
11/13/16	GB			S	3	63	21.0	32t	1	11/13/16	GB			IA	0	0	-	0	0
11/20/16	@ Ind			S	9	122	13.6	35	0	11/20/16	@ Ind			IA	0	0	-	0	0
11/27/16	@ Chi			S	3	64	21.3	29t	1	11/27/16	@ Chi			IA	0	0	-	0	0
12/11/16	Den			S	1	26	26.0	26	0	12/11/16	Den			p	0	0	-	0	0
12/18/16	@ KC			p	4	105	26.3	46	0	12/18/16	@ KC			IA	0	0	-	0	0
12/24/16	@ Jax			S	3	31	10.3	14	1	12/24/16	@ Jax			IA	0	0	-	0	0
01/01/17	Hou			S	9	114	12.7	50	1	01/01/17	Hou			p	0	0	-	0	0
2016 Totals:				16 / 9	65	945	14.5	60	9	2016 Totals:				2 / 0	0	0	-	0	0

DeMARCO MURRAY (RB)										TAJAÉ SHARPE (WR)									
Date	Opp	GP	/	GS	No	Yds	Avg	Lg	TD	Date	Opp	GP	/	GS	No	Yds	Avg	Lg	TD
09/11/16	Min			S	5	35	7.0	14	2	09/11/16	Min			S	7	76	10.9	17	0
09/18/16	@ Det			S	7	56	8.0	22	0	09/18/16	@ Det			S	4	33	8.3	12	0
09/25/16	Oak			S	5	41	8.2	16	0	09/25/16	Oak			S	3	48	16.0	23	0
10/02/16	@ Hou			S	2	24	12.0	14	0	10/02/16	@ Hou			S	2	15	7.5	10	0
10/09/16	@ Mia			S	5	16	3.2	7	0	10/09/16	@ Mia			S	2	17	8.5	9	0
10/16/16	Cle			S	0	0	-	0	0	10/16/16	Cle			p	0	0	-	0	0
10/23/16	Ind			S	3	20	6.7	13	0	10/23/16	Ind			p	4	59	14.8	21	0
10/27/16	Jax			S	1	5	5.0	5	0	10/27/16	Jax			p	1	11	11.0	11	0
11/06/16	@ SD			S	7	29	4.1	10	0	11/06/16	@ SD			p	4	58	14.5	29	0
11/13/16	GB			S	2	33	16.5	35	0	11/13/16	GB			S	3	68	22.7	33t	1
11/20/16	@ Ind			S	3	9	3.0	4	1	11/20/16	@ Ind			S	4	68	17.0	34t	1
11/27/16	@ Chi			S	5	41	8.2	16	0	11/27/16	@ Chi			S	2	11	5.5	6	0
12/11/16	Den			S	0	0	-	0	0	12/11/16	Den			S	0	0	-	0	0
12/18/16	@ KC			S	5	52	10.4	19	0	12/18/16	@ KC			S	2	10	5.0	6	0
12/24/16	@ Jax			S	2	18	9.0	18	0	12/24/16	@ Jax			p	3	48	16.0	24	0
01/01/17	Hou			S	1	-2	-2.0	-2	0	01/01/17	Hou			p	0	0	-	0	0
2016 Totals:				16 / 16	53	377	7.1	35	3	2016 Totals:				16 / 10	41	522	12.7	34t	2

2016 TITANS GAME-BY-GAME INDIVIDUAL RECEIVING STATISTICS

PHILLIP SUPERNAW (TE)										DELANIE WALKER (TE)									
Date	Opp	GP	/	GS	No	Yds	Avg	Lg	TD	Date	Opp	GP	/	GS	No	Yds	Avg	Lg	TD
09/11/16	Min			p	0	0	-	0	0	09/11/16	Min			S	3	42	14.0	26	0
09/18/16	@ Det			p	1	7	7.0	7	0	09/18/16	@ Det			p	6	83	13.8	32	1
09/25/16	Oak			S	0	0	-	0	0	09/25/16	Oak			IA	0	0	-	0	0
10/02/16	@ Hou			p	0	0	-	0	0	10/02/16	@ Hou			S	2	34	17.0	24	0
10/09/16	@ Mia			p	0	0	-	0	0	10/09/16	@ Mia			p	5	66	13.2	29	1
10/16/16	Cle			p	2	25	12.5	17	0	10/16/16	Cle			S	1	21	21.0	21	0
10/23/16	Ind			p	0	0	-	0	0	10/23/16	Ind			S	7	84	12.0	26	1
10/27/16	Jax			S	1	30	30.0	30	0	10/27/16	Jax			S	4	75	18.8	47	0
11/06/16	@ SD			p	0	0	-	0	0	11/06/16	@ SD			S	5	42	8.4	20	1
11/13/16	GB			p	0	0	-	0	0	11/13/16	GB			p	9	124	13.8	41	1
11/20/16	@ Ind			p	0	0	-	0	0	11/20/16	@ Ind			S	4	36	9.0	14	0
11/27/16	@ Chi			IA	0	0	-	0	0	11/27/16	@ Chi			p	3	50	16.7	38	1
12/11/16	Den			p	0	0	-	0	0	12/11/16	Den			S	2	30	15.0	23	0
12/18/16	@ KC			p	0	0	-	0	0	12/18/16	@ KC			p	6	55	9.2	16	0
12/24/16	@ Jax			p	0	0	-	0	0	12/24/16	@ Jax			S	3	23	7.7	14t	1
01/01/17	Hou			p	0	0	-	0	0	01/01/17	Hou			p	5	35	7.0	15	0
2016 Totals:		15	/	2	4	62	15.5	30	0	2016 Totals:		15	/	9	65	800	12.3	47	7

KENDALL WRIGHT (WR)									
Date	Opp	GP	/	GS	No	Yds	Avg	Lg	TD
09/11/16	Min			IA	0	0	-	0	0
09/18/16	@ Det			IA	0	0	-	0	0
09/25/16	Oak			IA	0	0	-	0	0
10/02/16	@ Hou			S	2	14	7.0	11	0
10/09/16	@ Mia			p	1	9	9.0	9	0
10/16/16	Cle			p	8	133	16.6	48t	1
10/23/16	Ind			p	2	12	6.0	7	0
10/27/16	Jax			p	4	84	21.0	36t	1
11/06/16	@ SD			S	2	64	32.0	48	0
11/13/16	GB			p	2	8	4.0	6t	1
11/20/16	@ Ind			p	4	52	13.0	21	0
11/27/16	@ Chi			p	0	0	-	0	0
12/11/16	Den			IA	0	0	-	0	0
12/18/16	@ KC			S	2	19	9.5	13	0
12/24/16	@ Jax			S	2	21	10.5	11	0
01/01/17	Hou			IA	0	0	-	0	0
2016 Totals:		11	/	4	29	416	14.3	48t	3

Other receivers: Taylor Lewan (1 for 10-yard TD vs. IND, 10/23)

2016 TITANS GAME-BY-GAME INDIVIDUAL PUNTING STATISTICS

BRETT KERN

Date	Opp	GP	/	GS	No.	Yds	Avg	Ret	Yds	R Avg	TB	In	Lg	Blk	Net
09/11/16	Min			p	5	231	46.2	3	19	6.3	1	1	64	0	38.4
09/18/16	@ Det			p	3	142	47.3	2	23	11.5	0	1	54	0	39.7
09/25/16	Oak			p	6	311	51.8	3	38	12.7	0	3	62	0	45.5
10/02/16	@ Hou			p	5	257	51.4	3	84	28.0	1	1	71	0	30.6
10/09/16	@ Mia			p	5	175	35.0	2	86	43.0	0	3	51	0	17.8
10/16/16	Cle			p	5	225	45.0	2	6	3.0	0	3	52	0	43.8
10/23/16	Ind			p	4	188	47.0	2	18	9.0	0	3	62	0	42.5
10/27/16	Jax			p	4	155	38.8	2	0	0.0	0	2	44	0	38.8
11/06/16	@ SD			p	4	182	45.5	2	3	1.5	0	1	55	0	44.8
11/13/16	GB			p	4	166	41.5	3	14	4.7	0	0	46	0	38.0
11/20/16	@ Ind			p	5	219	43.8	2	12	6.0	1	1	57	0	37.4
11/27/16	@ Chi			p	4	177	44.3	1	4	4.0	0	2	47	0	43.3
12/11/16	Den			p	7	308	44.0	2	21	10.5	1	3	61	0	38.1
12/18/16	@ KC			p	4	142	35.5	3	3	1.0	0	0	38	0	34.8
12/24/16	@ Jax			p	7	313	44.7	2	10	5.0	0	3	54	0	43.3
01/01/17	Hou			p	5	211	42.2	2	6	3.0	0	5	48	0	41.0
2016 Totals:		16	/	0	77	3,402	44.2	36	347	9.6	4	32	71	0	38.6

Other punters: (none)

2016 TITANS GAME-BY-GAME INDIVIDUAL RETURN STATISTICS

MARC MARIANI				Punt Returns						Kickoff Returns				
Date	Opp	GP	/ GS	No	FC	Yds	Avg	Lg	TD	No	Yds	Avg	Lg	TD
09/11/16	Min		p	1	2	14	14.0	14	0	5	118	23.6	31	0
09/18/16	@ Det		p	2	2	9	4.5	7	0	1	19	19.0	19	0
09/25/16	Oak		p	1	1	10	10.0	10	0	0	0	-	0	0
10/02/16	@ Hou		p	3	0	27	9.0	17	0	4	99	24.8	33	0
10/09/16	@ Mia		p	4	1	20	5.0	9	0	1	20	20.0	20	0
10/16/16	Cle		p	5	1	30	6.0	10	0	0	0	-	0	0
10/23/16	Ind		p	1	0	7	7.0	7	0	1	19	19.0	19	0
10/27/16	Jax		p	1	1	9	9.0	9	0	0	0	-	0	0
11/06/16	@ SD		p	1	1	0	0.0	0	0	2	52	26.0	37	0
11/13/16	GB		p	2	1	23	11.5	12	0	1	28	28.0	28	0
11/20/16	@ Ind		p	0	2	0	-	0	0	5	86	17.2	23	0
11/27/16	@ Chi		p	1	3	8	8.0	8	0	0	0	-	0	0
12/11/16	Den		p	1	3	17	17.0	17	0	2	37	18.5	20	0
12/18/16	@ KC		p	2	3	22	11.0	16	0	3	63	21.0	25	0
12/24/16	@ Jax		p	1	1	-2	-2.0	-2	0	0	0	-	0	0
01/01/17	Hou		p	3	0	41	13.7	18	0	1	19	19.0	19	0
2016 Totals:		16	/ 0	29	22	235	8.1	18	0	26	560	21.5	37	0

Other punt returners: Valentino Blake (1 for 1 yard at IND, 11/20)

Other kickoff returners: Antonio Andrews (1 for 15 yards at DET, 9/18, 1 for 17 yards at HOU, 10/2, 2 for 5 yards vs. HOU, 1/1), Kendall Wright (1 for 4 yards vs. JAX, 10/27, 2 for 28 yards at CHI, 11/27)

2016 TITANS GAME-BY-GAME INDIVIDUAL DEFENSIVE STATISTICS

MEHDI ABDESMAD (DE)					TACKLES . . .						INTERCEPTIONS . . .					FUMBLES . . .			SpT		
Date	Opp	GP	/	GS	Tot	Solo	Asst	Sk	Yds	QBP	TFL	No	Yds	Lg	TD	PD	FF	FR	Yds	SpT	
09/11/16	Min																				
09/18/16	@ Det																				
09/25/16	Oak																				
10/02/16	@ Hou																				
10/09/16	@ Mia																				
10/16/16	Cle																				
10/23/16	Ind																				
10/27/16	Jax																				
11/06/16	@ SD																				
11/13/16	GB																				
11/20/16	@ Ind																				
11/27/16	@ Chi																				
12/11/16	Den																				
12/18/16	@ KC	p			1	1	0	0.0	0.0	0	0	0	0	0	0	0	0	0	0	0	0
12/24/16	@ Jax	p			0	0	0	0.0	0.0	0	0	0	0	0	0	0	0	0	0	0	0
01/01/17	Hou																				
Injured Reserve																					
2016 Totals:		2	/	0	1	1	0	0.0	0.0	0	0	0	0	0	0	0	0	0	0	0	0

DAVID BASS (OLB)					TACKLES . . .						INTERCEPTIONS . . .					FUMBLES . . .			SpT		
Date	Opp	GP	/	GS	Tot	Solo	Asst	Sk	Yds	QBP	TFL	No	Yds	Lg	TD	PD	FF	FR	Yds	SpT	
09/11/16	Min	p			0	0	0	0.0	0.0	0	0	0	0	0	0	0	0	0	0	0	0
09/18/16	@ Det	p			1	1	0	0.0	0.0	1	0	0	0	0	0	0	0	0	0	0	0
09/25/16	Oak	p			1	0	1	0.0	0.0	0	0	0	0	0	0	0	0	0	0	0	1
10/02/16	@ Hou	p			2	1	1	0.0	0.0	0	0	0	0	0	0	0	0	0	0	0	0
10/09/16	@ Mia	p			3	2	1	0.0	0.0	0	0	0	0	0	0	0	0	0	0	0	1
10/16/16	Cle	p			2	1	1	0.0	0.0	0	0	0	0	0	0	0	0	0	0	0	0
10/23/16	Ind	p			2	0	2	0.0	0.0	0	0	0	0	0	0	0	0	0	0	0	1
10/27/16	Jax	p			3	2	1	0.0	0.0	1	1	0	0	0	0	0	0	0	0	0	1
11/06/16	@ SD	p			0	0	0	0.0	0.0	0	0	0	0	0	0	0	0	0	0	0	0
11/13/16	GB	p			0	0	0	0.0	0.0	0	0	0	0	0	0	0	0	0	0	0	1
11/20/16	@ Ind	p			0	0	0	0.0	0.0	0	0	0	0	0	0	0	0	0	0	0	0
11/27/16	@ Chi	p			0	0	0	0.0	0.0	1	0	0	0	0	0	0	0	0	0	0	1
12/11/16	Den	p			2	1	1	0.0	0.0	0	0	0	0	0	0	0	0	0	0	0	0
12/18/16	@ KC	IA			0	0	0	0.0	0.0	0	0	0	0	0	0	0	0	0	0	0	0
12/24/16	@ Jax	IA			0	0	0	0.0	0.0	0	0	0	0	0	0	0	0	0	0	0	0
01/01/17	Hou	IA			0	0	0	0.0	0.0	0	0	0	0	0	0	0	0	0	0	0	0
2016 Totals:		13	/	0	16	8	8	0.0	0.0	3	1	0	0	0	0	0	0	0	0	6	

ANGELO BLACKSON (DE)					TACKLES . . .						INTERCEPTIONS . . .					FUMBLES . . .			SpT		
Date	Opp	GP	/	GS	Tot	Solo	Asst	Sk	Yds	QBP	TFL	No	Yds	Lg	TD	PD	FF	FR	Yds	SpT	
09/11/16	Min	p			2	1	1	0.0	0.0	0	1	0	0	0	0	0	0	0	0	0	0
09/18/16	@ Det	p			2	2	0	0.0	0.0	0	1	0	0	0	0	0	0	0	0	0	0
09/25/16	Oak	p			0	0	0	0.0	0.0	0	0	0	0	0	0	0	0	0	0	0	0
10/02/16	@ Hou	p			2	0	2	0.0	0.0	0	0	0	0	0	0	0	0	0	0	0	0
10/09/16	@ Mia	p			0	0	0	0.0	0.0	1	0	0	0	0	0	0	0	0	0	0	0
10/16/16	Cle	p			1	0	1	0.0	0.0	1	0	0	0	0	0	0	0	0	0	0	0
10/23/16	Ind	p			2	1	1	0.0	0.0	0	1	0	0	0	0	0	0	0	0	0	0
10/27/16	Jax	p			2	2	0	0.0	0.0	0	0	0	0	0	0	1	0	0	0	0	0
11/06/16	@ SD	p			0	0	0	0.0	0.0	0	0	0	0	0	0	0	0	0	0	0	0
11/13/16	GB	p			0	0	0	0.0	0.0	0	0	0	0	0	0	0	0	0	0	0	0
11/20/16	@ Ind	S			3	1	2	0.0	0.0	0	0	0	0	0	0	0	0	0	0	0	0
11/27/16	@ Chi	IA			0	0	0	0.0	0.0	0	0	0	0	0	0	0	0	0	0	0	0
12/11/16	Den	p			0	0	0	0.0	0.0	0	0	0	0	0	0	0	0	0	0	0	0
12/18/16	@ KC	IA			0	0	0	0.0	0.0	0	0	0	0	0	0	0	0	0	0	0	0
12/24/16	@ Jax	p			0	0	0	0.0	0.0	0	0	0	0	0	0	0	0	0	0	0	0
01/01/17	Hou	IA			0	0	0	0.0	0.0	0	0	0	0	0	0	0	0	0	0	0	0
2016 Totals:		13	/	1	14	7	7	0.0	0.0	2	3	0	0	0	0	1	0	0	0	0	

2016 TITANS GAME-BY-GAME INDIVIDUAL DEFENSIVE STATISTICS

VALENTINO BLAKE (CB)					TACKLES . . .						INTERCEPTIONS . . .					FUMBLES . . .			SpT		
Date	Opp	GP	/	GS	Tot	Solo	Asst	Sk	Yds	QBP	TFL	No	Yds	Lg	TD	PD	FF	FR		Yds	
09/11/16	Min		p		0	0	0	0.0	0.0	0	0	0	0	0	0	0	0	0	0	0	1
09/18/16	@ Det		p		0	0	0	0.0	0.0	0	0	0	0	0	0	0	0	0	0	0	1
09/25/16	Oak		p		2	1	1	0.0	0.0	0	0	0	0	0	0	0	0	0	0	0	1
10/02/16	@ Hou		p		0	0	0	0.0	0.0	0	0	0	0	0	0	0	0	0	0	0	1
10/09/16	@ Mia		p		0	0	0	0.0	0.0	0	0	0	0	0	0	0	0	0	0	0	1
10/16/16	Cle		p		0	0	0	0.0	0.0	0	0	0	0	0	0	0	0	0	0	0	1
10/23/16	Ind		p		3	3	0	0.0	0.0	0	0	0	0	0	0	0	0	0	0	0	0
10/27/16	Jax		p		5	4	1	0.0	0.0	0	0	0	0	0	0	2	0	0	0	0	0
11/06/16	@ SD		p		0	0	0	0.0	0.0	0	0	0	0	0	0	0	0	0	0	0	1
11/13/16	GB		p		1	1	0	0.0	0.0	0	0	0	0	0	0	1	0	0	0	0	1
11/20/16	@ Ind		p		2	2	0	0.0	0.0	0	0	0	0	0	0	0	0	0	0	0	0
11/27/16	@ Chi		p		1	0	1	0.0	0.0	0	0	0	0	0	0	1	0	0	0	0	0
12/11/16	Den		p		4	4	0	0.0	0.0	0	0	0	0	0	0	1	0	0	0	0	0
12/18/16	@ KC		p		5	5	0	0.0	0.0	0	1	0	0	0	0	1	0	0	0	0	0
12/24/16	@ Jax		S		10	9	1	0.0	0.0	0	0	0	0	0	0	1	0	0	0	0	0
01/01/17	Hou		p		4	3	1	0.0	0.0	0	1	0	0	0	0	1	0	0	0	0	0
2016 Totals:		16	/	1	37	32	5	0.0	0.0	0	2	0	0	0	0	8	0	0	0	8	

KEVIN BYARD (S)					TACKLES . . .						INTERCEPTIONS . . .					FUMBLES . . .			SpT		
Date	Opp	GP	/	GS	Tot	Solo	Asst	Sk	Yds	QBP	TFL	No	Yds	Lg	TD	PD	FF	FR		Yds	
09/11/16	Min		p		4	3	1	0.0	0.0	0	1	0	0	0	0	0	0	0	0	0	1
09/18/16	@ Det		p		2	2	0	0.0	0.0	0	0	0	0	0	0	0	0	0	0	0	2
09/25/16	Oak		p		3	3	0	0.0	0.0	0	0	0	0	0	0	0	0	0	0	0	1
10/02/16	@ Hou		p		1	1	0	0.0	0.0	0	0	0	0	0	0	0	0	0	0	0	0
10/09/16	@ Mia		p		2	2	0	0.0	0.0	0.0	0	0	0	0	0	0	0	0	0	0	1
10/16/16	Cle		p		2	2	0	0.0	0.0	0	0	0	0	0	0	0	0	0	0	0	0
10/23/16	Ind		p		0	0	0	0.0	0.0	0	0	0	0	0	0	1	0	0	0	0	0
10/27/16	Jax		p		5	3	2	0.0	0.0	0	2	0	0	0	0	0	0	0	0	0	1
11/06/16	@ SD		p		10	5	5	0.0	0.0	0	1	0	0	0	0	1	0	0	0	0	1
11/13/16	GB		S		9	7	2	1.0	8.0	0	0	0	0	0	0	0	0	0	0	0	0
11/20/16	@ Ind		S		2	1	1	0.0	0.0	0	0	0	0	0	0	0	0	0	0	0	0
11/27/16	@ Chi		S		7	4	3	0.0	0.0	0	0	0	0	0	0	0	0	0	0	0	2
12/11/16	Den		S		5	3	2	0.0	0.0	2	0	0	0	0	0	1	0	0	0	0	1
12/18/16	@ KC		S		4	2	2	0.0	0.0	1	0	0	0	0	0	0	0	0	0	0	0
12/24/16	@ Jax		S		2	2	0	0.0	0.0	0	0	0	0	0	0	0	0	0	0	0	0
01/01/17	Hou		S		5	2	3	0.0	0.0	0	1	0	0	0	0	1	0	0	0	0	0
2016 Totals:		16	/	7	63	42	21	1.0	8.0	3	5	0	0	0	0	4	0	0	0	10	

JURRELL CASEY (DT)					TACKLES . . .						INTERCEPTIONS . . .					FUMBLES . . .			SpT		
Date	Opp	GP	/	GS	Tot	Solo	Asst	Sk	Yds	QBP	TFL	No	Yds	Lg	TD	PD	FF	FR		Yds	
09/11/16	Min		S		6	3	3	0.0	0.0	4	2	0	0	0	0	0	0	0	0	0	0
09/18/16	@ Det		S		2	1	1	0.0	0.0	2	0	0	0	0	0	0	0	0	0	0	0
09/25/16	Oak		S		3	3	0	0.0	0.0	1	0	0	0	0	0	0	0	0	0	0	0
10/02/16	@ Hou		S		3	2	1	0.0	0.0	2	0	0	0	0	0	1	0	0	0	0	0
10/09/16	@ Mia		S		3	2	1	2.0	14.0	0	0	0	0	0	0	0	0	0	0	0	0
10/16/16	Cle		S		3	2	1	1.0	10.0	3	0	0	0	0	0	1	0	0	0	0	0
10/23/16	Ind		S		2	1	1	0.0	0.0	1	0	0	0	0	0	0	0	0	0	0	0
10/27/16	Jax		S		2	1	1	0.0	0.0	6	0	0	0	0	0	0	0	0	0	0	0
11/06/16	@ SD		S		8	7	1	0.0	0.0	1	0	0	0	0	0	0	0	0	0	0	0
11/13/16	GB		S		2	1	1	0.0	0.0	0	0	0	0	0	0	0	0	0	0	0	0
11/20/16	@ Ind		S		4	4	0	0.0	0.0	3	0	0	0	0	0	1	0	0	0	0	0
11/27/16	@ Chi		S		5	4	1	0.0	0.0	1	0	0	0	0	0	0	0	0	0	0	0
12/11/16	Den		IA		0	0	0	0.0	0.0	0	0	0	0	0	0	0	0	0	0	0	0
12/18/16	@ KC		S		2	2	0	0.0	0.0	0	1	0	0	0	0	0	0	0	0	0	0
12/24/16	@ Jax		S		2	2	0	0.0	0.0	2	0	0	0	0	0	1	0	0	0	0	0
01/01/17	Hou		S		4	3	1	2.0	14.0	3	0	0	0	0	0	1	0	0	0	0	0
2016 Totals:		15	/	15	51	38	13	5.0	38.0	29	3	0	0	0	0	5	0	0	0	0	

2016 TITANS GAME-BY-GAME INDIVIDUAL DEFENSIVE STATISTICS

PERRISH COX (CB)					TACKLES . . .						INTERCEPTIONS . . .					FUMBLES . . .			SpT		
Date	Opp	GP	/	GS	Tot	Solo	Asst	Sk	Yds	QBP	TFL	No	Yds	Lg	TD	PD	FF	FR	Yds	SpT	
09/11/16	Min			S	0	0	0	0.0	0.0	0	0	0	0	0	0	0	0	0	0	0	0
09/18/16	@ Det			S	2	2	0	0.0	0.0	0	0	1	3	3	0	1	0	0	0	0	0
09/25/16	Oak			S	6	6	0	0.0	0.0	0	0	0	0	0	0	1	0	0	0	0	0
10/02/16	@ Hou			S	4	2	2	0.0	0.0	0	0	1	0	0	0	2	0	0	0	0	0
10/09/16	@ Mia			S	1	1	0	0.0	0.0	0	0	0	0	0	0	0	0	0	0	0	0
10/16/16	Cle			p	5	5	0	0.0	0.0	0	0	0	0	0	0	3	0	0	0	0	0
10/23/16	Ind			S	4	4	0	0.0	0.0	0	0	0	0	0	0	0	0	0	0	0	0
10/27/16	Jax			IA	0	0	0	0.0	0.0	0	0	0	0	0	0	0	0	0	0	0	0
11/06/16	@ SD			S	6	6	0	0.0	0.0	0	0	0	0	0	0	0	0	0	0	0	0
11/13/16	GB			S	4	3	1	0.0	0.0	0	0	1	0	0	0	4	0	0	0	0	0
11/20/16	@ Ind			p	1	1	0	0.0	0.0	0	0	0	0	0	0	0	0	0	0	0	0
11/27/16	@ Chi			S	3	3	0	0.0	0.0	0	0	0	0	0	0	1	0	0	0	0	0
12/11/16	Den											Not on Roster									
12/18/16	@ KC											Not on Roster									
12/24/16	@ Jax											Not on Roster									
01/01/17	Hou											Not on Roster									
2016 Totals:		11	/	9	36	33	3	0.0	0.0	0	0	3	3	3	0	12	0	0	0	0	0

KEVIN DODD (OLB)					TACKLES . . .						INTERCEPTIONS . . .					FUMBLES . . .			SpT		
Date	Opp	GP	/	GS	Tot	Solo	Asst	Sk	Yds	QBP	TFL	No	Yds	Lg	TD	PD	FF	FR	Yds	SpT	
09/11/16	Min			S	0	0	0	0.0	0.0	0	0	0	0	0	0	0	0	0	0	0	0
09/18/16	@ Det			S	2	2	0	0.0	0.0	0	0	1	3	3	0	1	0	0	0	0	0
09/25/16	Oak			S	6	6	0	0.0	0.0	0	0	0	0	0	0	1	0	0	0	0	0
10/02/16	@ Hou			S	4	2	2	0.0	0.0	0	0	1	0	0	0	2	0	0	0	0	0
10/09/16	@ Mia			S	1	1	0	0.0	0.0	0	0	0	0	0	0	0	0	0	0	0	0
10/16/16	Cle			p	5	5	0	0.0	0.0	0	0	0	0	0	0	3	0	0	0	0	0
10/23/16	Ind			S	4	4	0	0.0	0.0	0	0	0	0	0	0	0	0	0	0	0	0
10/27/16	Jax			IA	0	0	0	0.0	0.0	0	0	0	0	0	0	0	0	0	0	0	0
11/06/16	@ SD			S	6	6	0	0.0	0.0	0	0	0	0	0	0	0	0	0	0	0	0
11/13/16	GB			S	4	3	1	0.0	0.0	0	0	1	0	0	0	4	0	0	0	0	0
11/20/16	@ Ind			p	1	1	0	0.0	0.0	0	0	0	0	0	0	0	0	0	0	0	0
11/27/16	@ Chi			S	3	3	0	0.0	0.0	0	0	0	0	0	0	1	0	0	0	0	0
12/11/16	Den											Injured Reserve									
12/18/16	@ KC											Injured Reserve									
12/24/16	@ Jax											Injured Reserve									
01/01/17	Hou											Injured Reserve									
2016 Totals:		9	/	1	9	6	3	1.0	6.0	4	1	0	0	0	0	0	0	0	0	0	0

AUSTIN JOHNSON (DL)					TACKLES . . .						INTERCEPTIONS . . .					FUMBLES . . .			SpT		
Date	Opp	GP	/	GS	Tot	Solo	Asst	Sk	Yds	QBP	TFL	No	Yds	Lg	TD	PD	FF	FR	Yds	SpT	
09/11/16	Min			p	1	1	0	0.0	0.0	0	0	0	0	0	0	0	0	0	0	0	0
09/18/16	@ Det			IA	0	0	0	0.0	0.0	0	0	0	0	0	0	0	0	0	0	0	0
09/25/16	Oak			IA	0	0	0	0.0	0.0	0	0	0	0	0	0	0	0	0	0	0	0
10/02/16	@ Hou			IA	0	0	0	0.0	0.0	0	0	0	0	0	0	0	0	0	0	0	0
10/09/16	@ Mia			p	1	1	0	0.0	0.0	0	1	0	0	0	0	1	0	0	0	0	0
10/16/16	Cle			p	2	1	1	0.0	0.0	0	0	0	0	0	0	0	0	0	0	0	0
10/23/16	Ind			IA	0	0	0	0.0	0.0	0	0	0	0	0	0	0	0	0	0	0	0
10/27/16	Jax			IA	0	0	0	0.0	0.0	0	0	0	0	0	0	0	0	0	0	0	0
11/06/16	@ SD			IA	0	0	0	0.0	0.0	0	0	0	0	0	0	0	0	0	0	0	0
11/13/16	GB			p	0	0	0	0.0	0.0	1	0	0	0	0	0	0	0	0	0	0	0
11/20/16	@ Ind			p	2	1	1	0.5	3.0	0	0	0	0	0	0	0	0	0	0	0	0
11/27/16	@ Chi			p	1	1	0	0.0	0.0	0	0	0	0	0	0	0	0	0	0	0	0
12/11/16	Den			p	0	0	0	0.0	0.0	0	0	0	0	0	0	0	0	0	0	0	0
12/18/16	@ KC			p	4	4	0	0.0	0.0	0	0	0	0	0	0	0	0	0	0	0	0
12/24/16	@ Jax			p	2	2	0	0.0	0.0	0	0	0	0	0	0	0	0	0	0	0	0
01/01/17	Hou			p	2	2	0	0.0	0.0	0	0	0	0	0	0	0	0	0	0	0	0
2016 Totals:		10	/	0	15	13	2	0.5	3.0	1	1	0	0	0	0	1	0	0	0	0	0

2016 TITANS GAME-BY-GAME INDIVIDUAL DEFENSIVE STATISTICS

RASHAD JOHNSON (S)					TACKLES . . .						INTERCEPTIONS . . .					FUMBLES . . .			SpT		
Date	Opp	GP	/	GS	Tot	Solo	Asst	Sk	Yds	QBP	TFL	No	Yds	Lg	TD	PD	FF	FR		Yds	
09/11/16	Min			S	4	3	1	0.0	0.0	0	0	0	0	0	0	0	0	0	0	0	0
09/18/16	@ Det			S	2	2	0	0.0	0.0	0	1	0	0	0	0	0	0	0	0	0	0
09/25/16	Oak			S	5	5	0	0.0	0.0	0	0	0	0	0	0	0	0	0	0	0	0
10/02/16	@ Hou			S	7	6	1	0.0	0.0	0	0	0	0	0	0	1	0	0	0	0	0
10/09/16	@ Mia			S	2	1	1	0.0	0.0	0	0	0	0	0	0	0	0	0	0	0	0
10/16/16	Cle			S	2	2	0	0.0	0.0	0	0	0	0	0	0	0	0	0	0	0	0
10/23/16	Ind			S	2	0	2	0.0	0.0	0	0	0	0	0	0	0	0	0	0	0	0
10/27/16	Jax			IA	0	0	0	0.0	0.0	0	0	0	0	0	0	0	0	0	0	0	0
11/06/16	@ SD			IA	0	0	0	0.0	0.0	0	0	0	0	0	0	0	0	0	0	0	0
11/13/16	GB			p	4	4	0	0.0	0.0	0	0	0	0	0	0	0	0	0	0	0	0
11/20/16	@ Ind			p	3	2	1	0.0	0.0	0	0	0	0	0	0	0	0	0	0	0	0
11/27/16	@ Chi			p	4	2	2	0.0	0.0	0	0	0	0	0	0	0	0	0	0	0	0
12/11/16	Den			p	3	3	0	0.0	0.0	0	0	0	0	0	0	0	1	0	0	0	0
12/18/16	@ KC			p	4	0	4	0.0	0.0	0	0	0	0	0	0	0	0	0	0	0	0
12/24/16	@ Jax			p	1	1	0	0.0	0.0	0	0	0	0	0	0	0	0	0	0	0	0
01/01/17	Hou			p	5	2	3	0.0	0.0	0	0	0	0	0	0	0	0	0	0	0	0
2016 Totals:		14	/	7	48	33	15	0.0	0.0	0	1	0	0	0	0	1	1	0	0	0	0

DaQUAN JONES (DL)					TACKLES . . .						INTERCEPTIONS . . .					FUMBLES . . .			SpT		
Date	Opp	GP	/	GS	Tot	Solo	Asst	Sk	Yds	QBP	TFL	No	Yds	Lg	TD	PD	FF	FR		Yds	
09/11/16	Min			S	1	0	1	0.0	0.0	1	0	0	0	0	0	0	0	0	0	0	0
09/18/16	@ Det			S	1	0	1	0.0	0.0	0	0	0	0	0	0	0	0	0	0	0	0
09/25/16	Oak			S	1	0	1	0.0	0.0	0	0	0	0	0	0	0	0	0	0	0	0
10/02/16	@ Hou			S	3	3	0	0.0	0.0	0	0	0	0	0	0	0	0	0	0	0	0
10/09/16	@ Mia			S	1	1	0	0.0	0.0	0	1	0	0	0	0	0	0	0	0	0	0
10/16/16	Cle			S	1	1	0	0.0	0.0	1	0	0	0	0	0	0	0	0	0	0	0
10/23/16	Ind			S	3	2	1	0.0	0.0	0	0	0	0	0	0	0	0	0	0	0	0
10/27/16	Jax			S	1	0	1	0.0	0.0	2	0	0	0	0	0	0	0	0	0	0	0
11/06/16	@ SD			S	7	6	1	0.0	0.0	1	0	0	0	0	0	0	0	0	0	0	0
11/13/16	GB			S	3	1	2	1.0	10.0	2	0	0	0	0	0	0	0	0	0	0	0
11/20/16	@ Ind			S	0	0	0	0.0	0.0	0	0	0	0	0	0	0	0	0	0	0	0
11/27/16	@ Chi			S	0	0	0	0.0	0.0	0	0	0	0	0	0	0	0	0	0	0	0
12/11/16	Den			S	1	0	1	0.0	0.0	0	0	0	0	0	0	0	0	0	0	0	0
12/18/16	@ KC			S	1	0	1	0.5	2.0	1	0	0	0	0	0	0	0	0	0	0	0
12/24/16	@ Jax			S	4	3	1	0.0	0.0	0	0	0	0	0	0	0	0	0	0	0	0
01/01/17	Hou			S	1	1	0	0.0	0.0	0	0	0	0	0	0	0	0	1	0	0	0
2016 Totals:		16	/	16	29	18	11	1.5	12.0	8	1	0	0	0	0	0	0	1	0	0	0

KARL KLUG (DL)					TACKLES . . .						INTERCEPTIONS . . .					FUMBLES . . .			SpT		
Date	Opp	GP	/	GS	Tot	Solo	Asst	Sk	Yds	QBP	TFL	No	Yds	Lg	TD	PD	FF	FR		Yds	
09/11/16	Min			p	2	2	0	0.0	0.0	0	0	0	0	0	0	0	0	0	0	0	0
09/18/16	@ Det			p	4	3	1	1.0	6.0	2	0	0	0	0	0	0	0	0	0	0	0
09/25/16	Oak			p	1	0	1	0.0	0.0	2	0	0	0	0	0	0	0	0	0	0	0
10/02/16	@ Hou			p	5	2	3	0.0	0.0	0	0	0	0	0	0	0	0	0	0	0	0
10/09/16	@ Mia			S	2	2	0	0.0	0.0	4	0	0	0	0	0	0	0	0	0	0	0
10/16/16	Cle			S	3	3	0	0.0	0.0	2	1	0	0	0	0	0	0	0	0	0	0
10/23/16	Ind			p	3	0	3	0.5	3.0	1	0	0	0	0	0	1	0	0	0	0	0
10/27/16	Jax			p	0	0	0	0.0	0.0	0	0	0	0	0	0	0	0	0	0	0	0
11/06/16	@ SD			p	2	1	1	0.0	0.0	1	0	0	0	0	0	0	0	0	0	0	0
11/13/16	GB			p	1	0	1	0.0	0.0	0	0	0	0	0	0	0	0	0	0	0	0
11/20/16	@ Ind			p	0	0	0	0.0	0.0	2	0	0	0	0	0	0	0	0	0	0	0
11/27/16	@ Chi			p	1	0	1	0.0	0.0	1	0	0	0	0	0	0	0	0	0	0	0
12/11/16	Den			S	1	1	0	0.0	0.0	3	0	0	0	0	0	0	0	0	0	0	0
12/18/16	@ KC			p	0	0	0	0.0	0.0	0	0	0	0	0	0	0	0	0	0	0	0
12/24/16	@ Jax																				
01/01/17	Hou																				
2016 Totals:		14	/	3	25	14	11	1.5	9.0	18	1	0	0	0	0	1	0	0	0	0	0

2016 TITANS GAME-BY-GAME INDIVIDUAL DEFENSIVE STATISTICS

BRICE McCAIN (CB)					TACKLES . . .						INTERCEPTIONS . . .					FUMBLES . . .			SpT	
Date	Opp	GP	/	GS	Tot	Solo	Asst	Sk	Yds	QBP	TFL	No	Yds	Lg	TD	PD	FF	FR		Yds
09/11/16	Min		p		4	4	0	0.0	0.0	0	0	0	0	0	0	1	0	0	0	1
09/18/16	@ Det		S		1	0	1	0.0	0.0	0	0	0	0	0	0	0	0	0	0	0
09/25/16	Oak		S		2	1	1	0.0	0.0	0	0	0	0	0	1	0	0	0	0	
10/02/16	@ Hou		p		2	1	1	0.0	0.0	0	0	0	0	0	0	0	0	0	0	
10/09/16	@ Mia		p		2	1	1	0.0	0.0	0	0	0	0	0	0	0	0	0	0	
10/16/16	Cle		p		3	3	0	0.0	0.0	0	0	0	0	0	0	0	0	0	0	
10/23/16	Ind		p		3	3	0	0.0	0.0	0	0	0	0	0	0	0	0	0	0	
10/27/16	Jax		S		2	1	1	0.0	0.0	0	0	0	0	0	1	0	0	0	0	
11/06/16	@ SD		S		2	2	0	0.0	0.0	0	0	0	0	0	0	0	0	0	0	
11/13/16	GB		S		4	4	0	0.0	0.0	0	0	1	33	33	0	1	0	0	0	
11/20/16	@ Ind		p		1	1	0	0.0	0.0	0	0	1	0	0	0	2	0	0	0	
11/27/16	@ Chi		S		1	1	0	0.0	0.0	0	0	0	0	0	2	0	0	0	1	
12/11/16	Den		S		3	1	2	0.0	0.0	0	1	0	0	0	0	1	0	0	0	
12/18/16	@ KC		S		5	5	0	0.0	0.0	0	0	0	0	0	2	0	0	0	0	
12/24/16	@ Jax		S		6	6	0	0.0	0.0	0	0	0	0	0	0	0	0	0	0	
01/01/17	Hou		S		3	3	0	0.0	0.0	0	0	0	0	0	1	0	0	0	0	
2016 Totals:		16	/	10	44	37	7	0.0	0.0	0	1	2	33	33	0	12	0	0	0	2

JASON McCOURTY (CB)					TACKLES . . .						INTERCEPTIONS . . .					FUMBLES . . .			SpT	
Date	Opp	GP	/	GS	Tot	Solo	Asst	Sk	Yds	QBP	TFL	No	Yds	Lg	TD	PD	FF	FR		Yds
09/11/16	Min		S		3	3	0	0.0	0.0	0	0	0	0	0	0	2	0	0	0	0
09/18/16	@ Det		S		5	5	0	0.0	0.0	0	0	0	0	0	0	1	0	0	0	1
09/25/16	Oak		S		7	3	4	0.0	0.0	0	0	0	0	0	3	0	0	0	1	
10/02/16	@ Hou		S		4	3	1	0.0	0.0	0	0	1	6	6	0	1	0	0	0	
10/09/16	@ Mia		S		3	3	0	0.0	0.0	0	0	1	1	1	0	1	0	0	0	
10/16/16	Cle		S		4	4	0	0.0	0.0	0	0	0	0	0	4	0	0	0	0	
10/23/16	Ind		S		3	2	1	0.0	0.0	0	0	0	0	0	0	0	0	0	0	
10/27/16	Jax		S		8	8	0	0.0	0.0	0	0	0	0	0	2	0	0	0	0	
11/06/16	@ SD		S		8	6	2	0.0	0.0	0	0	0	0	0	1	0	0	0	0	
11/13/16	GB		S		6	6	0	0.0	0.0	0	0	0	0	0	2	0	0	0	0	
11/20/16	@ Ind		S		1	1	0	0.0	0.0	0	0	0	0	0	0	0	0	0	0	
11/27/16	@ Chi		S		5	5	0	0.0	0.0	0	0	0	0	0	1	0	0	0	0	
12/11/16	Den		S		7	7	0	0.0	0.0	0	0	0	0	0	0	0	1	0	0	
12/18/16	@ KC		S		0	0	0	0.0	0.0	0	0	0	0	0	0	0	0	0	0	
12/24/16	@ Jax		IA		0	0	0	0.0	0.0	0	0	0	0	0	0	0	0	0	0	
01/01/17	Hou		IA		0	0	0	0.0	0.0	0	0	0	0	0	0	0	0	0	0	
2016 Totals:		14	/	14	64	56	8	0.0	0.0	0	0	2	7	6	0	18	0	1	0	2

DERRICK MORGAN (OLB)					TACKLES . . .						INTERCEPTIONS . . .					FUMBLES . . .			SpT	
Date	Opp	GP	/	GS	Tot	Solo	Asst	Sk	Yds	QBP	TFL	No	Yds	Lg	TD	PD	FF	FR		Yds
09/11/16	Min		S		4	2	2	0.0	0.0	0	0	0	0	0	0	0	0	0	0	0
09/18/16	@ Det		IA		0	0	0	0.0	0.0	0	0	0	0	0	0	0	0	0	0	0
09/25/16	Oak		S		2	2	0	0.0	0.0	0	0	0	0	0	0	0	0	0	0	0
10/02/16	@ Hou		S		0	0	0	0.0	0.0	3	0	0	0	0	0	0	0	0	0	0
10/09/16	@ Mia		S		4	4	0	2.0	9.0	2	0	0	0	0	0	0	0	0	0	0
10/16/16	Cle		S		3	2	1	1.0	10.0	5	0	0	0	0	0	0	0	0	0	0
10/23/16	Ind		S		4	2	2	1.5	9.0	3	1	0	0	0	0	0	0	0	0	0
10/27/16	Jax		S		1	1	0	1.0	6.0	1	0	0	0	0	0	0	0	0	0	0
11/06/16	@ SD		S		4	2	2	0.0	0.0	4	1	0	0	0	0	0	0	0	0	0
11/13/16	GB		S		2	2	0	1.0	9.0	4	0	0	0	0	0	0	0	0	0	0
11/20/16	@ Ind		S		4	2	2	1.5	8.0	9	0	0	0	0	0	0	0	0	0	0
11/27/16	@ Chi		S		2	2	0	0.0	0.0	3	1	0	0	0	0	1	0	0	0	0
12/11/16	Den		S		1	1	0	1.0	6.0	3	0	0	0	0	0	0	0	0	0	0
12/18/16	@ KC		S		6	1	5	0.0	0.0	2	0	0	0	0	0	0	0	0	0	0
12/24/16	@ Jax		S		6	2	4	0.0	0.0	9	1	0	0	0	0	0	0	0	0	0
01/01/17	Hou		S		7	4	3	0.0	0.0	8	0	0	0	0	0	0	0	0	0	0
2016 Totals:		15	/	15	50	29	21	9.0	57.0	56	4	0	0	0	0	1	0	0	0	0

2016 TITANS GAME-BY-GAME INDIVIDUAL DEFENSIVE STATISTICS

BRIAN ORAKPO (OLB)					TACKLES . . .						INTERCEPTIONS . . .					FUMBLES . . .			SpT		
Date	Opp	GP	/	GS	Tot	Solo	Asst	Sk	Yds	QBP	TFL	No	Yds	Lg	TD	PD	FF	FR		Yds	
09/11/16	Min			S	0	0	0	0.0	0.0	0	0	0	0	0	0	0	0	0	0	0	0
09/18/16	@ Det			S	5	4	1	2.0	10.0	4	2	0	0	0	0	0	0	0	0	0	0
09/25/16	Oak			S	2	2	0	1.0	4.0	3	0	0	0	0	0	0	0	0	0	0	0
10/02/16	@ Hou			S	4	1	3	1.0	10.0	4	0	0	0	0	0	1	0	0	0	0	0
10/09/16	@ Mia			S	8	5	3	2.0	19.0	3	1	0	0	0	0	0	0	0	0	0	0
10/16/16	Cle			S	4	2	2	1.0	9.0	3	0	0	0	0	0	0	0	0	0	0	0
10/23/16	Ind			S	2	0	2	0.0	0.0	0	0	0	0	0	0	0	0	0	0	0	0
10/27/16	Jax			S	0	0	0	0.0	0.0	3	0	0	0	0	0	0	0	0	0	0	0
11/06/16	@ SD			S	3	3	0	0.0	0.0	3	0	0	0	0	0	0	0	0	0	0	0
11/13/16	GB			S	4	4	0	2.0	19.0	4	0	0	0	0	0	0	0	0	0	0	0
11/20/16	@ Ind			S	5	5	0	0.0	0.0	5	0	0	0	0	0	1	0	0	0	0	0
11/27/16	@ Chi			S	3	2	1	0.0	0.0	2	0	0	0	0	0	0	0	0	0	0	0
12/11/16	Den			S	4	3	1	1.0	5.0	6	0	0	0	0	0	0	0	0	0	0	0
12/18/16	@ KC			S	5	4	1	0.5	2.0	4	0	0	0	0	0	1	0	0	0	0	0
12/24/16	@ Jax			S	5	4	1	0.0	0.0	2	0	0	0	0	0	0	1	0	0	0	0
01/01/17	Hou			S	1	1	0	0.0	0.0	3	1	0	0	0	0	2	0	0	0	0	0
2016 Totals:		16	/	16	55	40	15	10.5	78.0	49	4	0	0	0	0	5	1	0	0	0	0

NATE PALMER (LB)					TACKLES . . .						INTERCEPTIONS . . .					FUMBLES . . .			SpT		
Date	Opp	GP	/	GS	Tot	Solo	Asst	Sk	Yds	QBP	TFL	No	Yds	Lg	TD	PD	FF	FR		Yds	
09/11/16	Min			p	0	0	0	0.0	0.0	0	0	0	0	0	0	0	0	0	0	0	0
09/18/16	@ Det			p	0	0	0	0.0	0.0	0	0	0	0	0	0	0	0	0	0	0	2
09/25/16	Oak			p	0	0	0	0.0	0.0	0	0	0	0	0	0	0	0	0	0	0	1
10/02/16	@ Hou			IA	0	0	0	0.0	0.0	0	0	0	0	0	0	0	0	0	0	0	0
10/09/16	@ Mia			IA	0	0	0	0.0	0.0	0	0	0	0	0	0	0	0	0	0	0	0
10/16/16	Cle			p	0	0	0	0.0	0.0	0	0	0	0	0	0	0	0	0	0	0	1
10/23/16	Ind			p	0	0	0	0.0	0.0	0	0	0	0	0	0	0	0	0	0	0	0
10/27/16	Jax			p	0	0	0	0.0	0.0	0	0	0	0	0	0	0	0	0	0	0	1
11/06/16	@ SD			p	0	0	0	0.0	0.0	0	0	0	0	0	0	0	0	0	0	0	1
11/13/16	GB			p	0	0	0	0.0	0.0	0	0	0	0	0	0	0	0	0	0	0	1
11/20/16	@ Ind			p	0	0	0	0.0	0.0	0	0	0	0	0	0	0	0	0	0	0	0
11/27/16	@ Chi			p	0	0	0	0.0	0.0	0	0	0	0	0	0	0	0	0	0	0	1
12/11/16	Den			p	0	0	0	0.0	0.0	0	0	0	0	0	0	0	0	0	0	0	1
12/18/16	@ KC			p	0	0	0	0.0	0.0	0	0	0	0	0	0	0	0	0	0	0	2
12/24/16	@ Jax			p	2	2	0	0.0	0.0	0	1	0	0	0	0	0	0	0	0	0	0
01/01/17	Hou			p	0	0	0	0.0	0.0	0	0	0	0	0	0	0	0	0	0	0	1
2016 Totals:		14	/	0	2	2	0	0.0	0.0	0	1	0	0	0	0	0	0	0	0	0	12

KALAN REED (CB)					TACKLES . . .						INTERCEPTIONS . . .					FUMBLES . . .			SpT		
Date	Opp	GP	/	GS	Tot	Solo	Asst	Sk	Yds	QBP	TFL	No	Yds	Lg	TD	PD	FF	FR		Yds	
09/11/16	Min																				
09/18/16	@ Det																				
09/25/16	Oak																				
10/02/16	@ Hou																				
10/09/16	@ Mia																				
10/16/16	Cle																				
10/23/16	Ind																				
10/27/16	Jax																				
11/06/16	@ SD																				
11/13/16	GB																				
11/20/16	@ Ind																				
11/27/16	@ Chi																				
12/11/16	Den			p	0	0	0	0.0	0.0	0	0	0	0	0	0	0	0	0	0	0	0
12/18/16	@ KC			p	0	0	0	0.0	0.0	0	0	0	0	0	0	0	0	0	0	0	0
12/24/16	@ Jax			p	1	1	0	0.0	0.0	0	0	0	0	0	0	0	0	0	0	0	0
01/01/17	Hou			p	0	0	0	0.0	0.0	0	0	0	0	0	0	0	0	0	0	0	1
2016 Totals:		4	/	0	1	1	0	0.0	0.0	0	0	0	0	0	0	0	0	0	0	0	1

2016 TITANS GAME-BY-GAME INDIVIDUAL DEFENSIVE STATISTICS

CODY RIGGS (CB)					TACKLES . . .						INTERCEPTIONS . . .					FUMBLES . . .			SpT		
Date	Opp	GP	/	GS	Tot	Solo	Asst	Sk	Yds	QBP	TFL	No	Yds	Lg	TD	PD	FF	FR		Yds	
09/11/16	Min				Not on Roster																
09/18/16	@ Det		p		0	0	0	0.0	0.0	0	0	0	0	0	0	0	0	0	0	0	1
09/25/16	Oak		p		0	0	0	0.0	0.0	0	0	0	0	0	0	0	0	0	0	0	1
10/02/16	@ Hou		IA		0	0	0	0.0	0.0	0	0	0	0	0	0	0	0	0	0	0	0
10/09/16	@ Mia		IA		0	0	0	0.0	0.0	0	0	0	0	0	0	0	0	0	0	0	0
10/16/16	Cle		IA		0	0	0	0.0	0.0	0	0	0	0	0	0	0	0	0	0	0	0
10/23/16	Ind		IA		0	0	0	0.0	0.0	0	0	0	0	0	0	0	0	0	0	0	0
10/27/16	Jax		p		0	0	0	0.0	0.0	0	0	0	0	0	0	0	0	0	0	0	0
11/06/16	@ SD		IA		0	0	0	0.0	0.0	0	0	0	0	0	0	0	0	0	0	0	0
11/13/16	GB				Practice Squad																
11/20/16	@ Ind				Not on Roster																
11/27/16	@ Chi				Not on Roster																
12/11/16	Den				Not on Roster																
12/18/16	@ KC				Not on Roster																
12/24/16	@ Jax				Not on Roster																
01/01/17	Hou				Not on Roster																
2016 Totals:		3	/	0	0	0	0	0.0	0.0	0	0	0	0	0	0	0	0	0	0	0	2

CURTIS RILEY (DB)					TACKLES . . .						INTERCEPTIONS . . .					FUMBLES . . .			SpT		
Date	Opp	GP	/	GS	Tot	Solo	Asst	Sk	Yds	QBP	TFL	No	Yds	Lg	TD	PD	FF	FR		Yds	
09/11/16	Min				Practice Squad																
09/18/16	@ Det				Practice Squad																
09/25/16	Oak		IA		0	0	0	0.0	0.0	0	0	0	0	0	0	0	0	0	0	0	0
10/02/16	@ Hou		IA		0	0	0	0.0	0.0	0	0	0	0	0	0	0	0	0	0	0	0
10/09/16	@ Mia		p		0	0	0	0.0	0.0	0	0	0	0	0	0	0	0	0	0	0	0
10/16/16	Cle		IA		0	0	0	0.0	0.0	0	0	0	0	0	0	0	0	0	0	0	0
10/23/16	Ind		IA		0	0	0	0.0	0.0	0	0	0	0	0	0	0	0	0	0	0	0
10/27/16	Jax		p		0	0	0	0.0	0.0	0	0	0	0	0	0	0	0	0	0	0	0
11/06/16	@ SD		p		0	0	0	0.0	0.0	0	0	0	0	0	0	0	0	0	0	0	0
11/13/16	GB		IA		0	0	0	0.0	0.0	0	0	0	0	0	0	0	0	0	0	0	0
11/20/16	@ Ind		IA		0	0	0	0.0	0.0	0	0	0	0	0	0	0	0	0	0	0	0
11/27/16	@ Chi		p		0	0	0	0.0	0.0	0	0	0	0	0	0	0	0	0	0	0	0
12/11/16	Den		IA		0	0	0	0.0	0.0	0	0	0	0	0	0	0	0	0	0	0	0
12/18/16	@ KC		IA		0	0	0	0.0	0.0	0	0	0	0	0	0	0	0	0	0	0	0
12/24/16	@ Jax		IA		0	0	0	0.0	0.0	0	0	0	0	0	0	0	0	0	0	0	0
01/01/17	Hou		IA		0	0	0	0.0	0.0	0	0	0	0	0	0	0	0	0	0	0	0
2016 Totals:		4	/	0	0	0	0	0.0	0.0	0	0	0	0	0	0	0	0	0	0	0	0

DA'NORRIS SEARCY (S)					TACKLES . . .						INTERCEPTIONS . . .					FUMBLES . . .			SpT	
Date	Opp	GP	/	GS	Tot	Solo	Asst	Sk	Yds	QBP	TFL	No	Yds	Lg	TD	PD	FF	FR		Yds
09/11/16	Min		S		6	6	0	0.0	0.0	0	2	0	0	0	0	1	0	0	0	0
09/18/16	@ Det		S		5	5	0	0.0	0.0	0	0	0	0	0	0	1	0	0	0	0
09/25/16	Oak		S		5	5	0	0.0	0.0	0	0	0	0	0	0	0	0	0	0	0
10/02/16	@ Hou		IA		0	0	0	0.0	0.0	0	0	0	0	0	0	0	0	0	0	0
10/09/16	@ Mia		IA		0	0	0	0.0	0.0	0	0	0	0	0	0	0	0	0	0	0
10/16/16	Cle		S		1	1	0	0.0	0.0	0	0	0	0	0	0	1	0	0	0	0
10/23/16	Ind		S		2	2	0	0.0	0.0	0	0	0	0	0	0	0	0	0	0	0
10/27/16	Jax		S		2	2	0	0.0	0.0	0	0	0	0	0	0	0	0	0	0	0
11/06/16	@ SD		S		8	4	4	0.0	0.0	0	0	0	0	0	0	0	0	0	0	0
11/13/16	GB		S		4	4	0	0.0	0.0	0	0	0	0	0	0	0	0	0	0	0
11/20/16	@ Ind		S		2	2	0	0.0	0.0	0	0	0	0	0	0	0	0	0	0	0
11/27/16	@ Chi		S		6	3	3	0.0	0.0	0	0	1	0	0	0	2	0	0	0	0
12/11/16	Den		S		2	0	2	0.0	0.0	0	0	0	0	0	0	1	0	0	0	0
12/18/16	@ KC		S		1	0	1	0.0	0.0	0	0	0	0	0	0	0	0	0	0	0
12/24/16	@ Jax		S		2	1	1	0.0	0.0	0	0	0	0	0	0	0	0	1	0	0
01/01/17	Hou		S		5	4	1	0.0	0.0	0	0	0	0	0	0	2	0	0	0	0
2016 Totals:		14	/	14	51	39	12	0.0	0.0	0	2	1	0	0	0	8	0	1	0	2

2016 TITANS GAME-BY-GAME INDIVIDUAL DEFENSIVE STATISTICS

LESHAUN SIMS (CB)					TACKLES . . .						INTERCEPTIONS . . .					FUMBLES . . .			SpT		
Date	Opp	GP	/	GS	Tot	Solo	Asst	Sk	Yds	QBP	TFL	No	Yds	Lg	TD	PD	FF	FR		Yds	
09/11/16	Min			IA	0	0	0	0.0	0.0	0	0	0	0	0	0	0	0	0	0	0	0
09/18/16	@ Det			IA	0	0	0	0.0	0.0	0	0	0	0	0	0	0	0	0	0	0	0
09/25/16	Oak			IA	0	0	0	0.0	0.0	0	0	0	0	0	0	0	0	0	0	0	0
10/02/16	@ Hou			p	0	0	0	0.0	0.0	0	0	0	0	0	0	0	0	0	0	0	1
10/09/16	@ Mia			p	0	0	0	0.0	0.0	0	0	0	0	0	0	0	0	0	0	0	0
10/16/16	Cle			p	0	0	0	0.0	0.0	0	0	0	0	0	0	0	0	0	0	0	0
10/23/16	Ind			p	0	0	0	0.0	0.0	0	0	0	0	0	0	0	0	0	0	0	0
10/27/16	Jax			p	0	0	0	0.0	0.0	0	0	0	0	0	0	0	0	0	0	0	1
11/06/16	@ SD			p	0	0	0	0.0	0.0	0	0	0	0	0	0	0	0	0	0	0	1
11/13/16	GB			p	2	2	0	0.0	0.0	0	0	0	0	0	0	0	0	0	0	0	1
11/20/16	@ Ind			p	0	0	0	0.0	0.0	0	0	0	0	0	0	0	0	0	0	0	0
11/27/16	@ Chi			p	4	4	0	0.0	0.0	0	0	0	0	0	1	0	0	0	0	0	0
12/11/16	Den			p	4	4	0	0.0	0.0	0	1	0	0	0	0	2	0	0	0	0	0
12/18/16	@ KC			p	1	0	1	0.0	0.0	0	0	1	0	0	0	2	0	0	0	0	1
12/24/16	@ Jax			S	4	4	0	0.0	0.0	0	0	0	0	0	0	0	0	0	0	0	1
01/01/17	Hou			S	3	3	0	0.0	0.0	0	0	0	0	0	0	1	0	0	0	0	0
2016 Totals:		13	/	2	18	17	1	0.0	0.0	0	1	1	0	0	0	6	0	0	0	6	6

D'JOUN SMITH (CB)					TACKLES . . .						INTERCEPTIONS . . .					FUMBLES . . .			SpT		
Date	Opp	GP	/	GS	Tot	Solo	Asst	Sk	Yds	QBP	TFL	No	Yds	Lg	TD	PD	FF	FR		Yds	
09/11/16	Min											Not on Roster									
09/18/16	@ Det											Not on Roster									
09/25/16	Oak											Not on Roster									
10/02/16	@ Hou											Not on Roster									
10/09/16	@ Mia											Not on Roster									
10/16/16	Cle											Not on Roster									
10/23/16	Ind											Not on Roster									
10/27/16	Jax											Not on Roster									
11/06/16	@ SD											Not on Roster									
11/13/16	GB											Not on Roster									
11/20/16	@ Ind											Not on Roster									
11/27/16	@ Chi											Not on Roster									
12/11/16	Den											Practice Squad									
12/18/16	@ KC											Practice Squad									
12/24/16	@ Jax			IA	0	0	0	0.0	0.0	0	0	0	0	0	0	0	0	0	0	0	0
01/01/17	Hou			p	0	0	0	0.0	0.0	0	0	0	0	0	0	0	0	0	0	0	0
2016 Totals:		1	/	0	0	0	0	0.0	0.0	0	0	0	0	0	0	0	0	0	0	0	0

SEAN SPENCE (LB)					TACKLES . . .						INTERCEPTIONS . . .					FUMBLES . . .			SpT	
Date	Opp	GP	/	GS	Tot	Solo	Asst	Sk	Yds	QBP	TFL	No	Yds	Lg	TD	PD	FF	FR		Yds
09/11/16	Min			p	4	1	3	0.0	0.0	1	0	0	0	0	0	1	0	0	0	0
09/18/16	@ Det			S	8	2	6	0.0	0.0	0	0	0	0	0	0	0	0	0	0	1
09/25/16	Oak			S	5	3	2	0.0	0.0	0	0	0	0	0	0	0	0	0	0	4
10/02/16	@ Hou			p	4	2	2	0.0	0.0	2	0	0	0	0	0	0	0	0	0	0
10/09/16	@ Mia			p	8	5	3	0.0	0.0	0	0	0	0	0	0	0	0	0	0	1
10/16/16	Cle			p	5	4	1	1.0	2.0	2	0	0	0	0	0	0	0	0	0	0
10/23/16	Ind			p	4	4	0	0.0	0.0	0	0	0	0	0	0	0	0	0	0	0
10/27/16	Jax			p	6	1	5	0.0	0.0	1	0	0	0	0	0	1	0	0	0	1
11/06/16	@ SD			S	8	4	4	0.0	0.0	0	2	0	0	0	0	0	0	0	0	0
11/13/16	GB			S	5	2	3	0.0	0.0	0	0	0	0	0	0	1	0	0	0	0
11/20/16	@ Ind			p	1	0	1	0.0	0.0	0	0	0	0	0	0	0	0	0	0	0
11/27/16	@ Chi			S	4	2	2	0.0	0.0	0	1	0	0	0	0	0	0	0	0	0
12/11/16	Den			p	3	3	0	0.0	0.0	1	1	0	0	0	0	0	0	0	0	0
12/18/16	@ KC			IA	0	0	0	0.0	0.0	0	0	0	0	0	0	0	0	0	0	0
12/24/16	@ Jax			S	5	5	0	1.0	5.0	1	0	0	0	0	0	0	0	0	0	0
01/01/17	Hou			p	7	3	4	1.0	15.0	0	0	0	0	0	0	0	1	0	0	0
2016 Totals:		15	/	6	77	41	36	3.0	22.0	8	4	0	0	0	0	3	1	0	0	7

2016 TITANS GAME-BY-GAME INDIVIDUAL DEFENSIVE STATISTICS

DAIMION STAFFORD (S)					TACKLES . . .						INTERCEPTIONS . . .					FUMBLES . . .			SpT		
Date	Opp	GP	/	GS	Tot	Solo	Asst	Sk	Yds	QBP	TFL	No	Yds	Lg	TD	PD	FF	FR		Yds	
09/11/16	Min		p		3	3	0	0.0	0.0	0	0	0	0	0	0	0	0	0	0	0	0
09/18/16	@ Det		p		4	1	3	0.0	0.0	0	1	0	0	0	0	1	0	0	0	0	0
09/25/16	Oak		p		3	3	0	0.0	0.0	0	0	0	0	0	0	0	0	0	0	0	0
10/02/16	@ Hou		S		7	6	1	0.0	0.0	0	0	0	0	0	0	0	0	0	0	0	0
10/09/16	@ Mia		S		3	1	2	0.0	0.0	0	0	1	4	4	0	1	0	0	0	0	0
10/16/16	Cle		S		0	0	0	0.0	0.0	0	0	0	0	0	0	0	0	0	0	0	0
10/23/16	Ind		p		6	5	1	0.0	0.0	0	0	0	0	0	0	0	0	0	0	0	0
10/27/16	Jax		S		5	5	0	0.0	0.0	0	0	0	0	0	0	0	0	0	0	0	0
11/06/16	@ SD		S		5	3	2	0.0	0.0	0	1	0	0	0	0	0	0	0	0	0	0
11/13/16	GB		p		2	1	1	0.0	0.0	0	1	0	0	0	0	0	0	0	0	0	0
11/20/16	@ Ind		S		3	3	0	0.0	0.0	0	0	0	0	0	0	0	0	0	0	0	1
11/27/16	@ Chi		IA		0	0	0	0.0	0.0	0	0	0	0	0	0	0	0	0	0	0	0
12/11/16	Den		p		5	3	2	0.0	0.0	1	0	0	0	0	0	0	0	1	0	0	1
12/18/16	@ KC		p		5	4	1	0.0	0.0	1	0	0	0	0	0	0	0	0	0	0	1
12/24/16	@ Jax		p		4	3	1	0.0	0.0	0	0	0	0	0	0	0	0	0	0	0	0
01/01/17	Hou		p		3	1	2	1.0	6.0	0	0	0	0	0	0	0	0	0	0	0	1
2016 Totals:		15	/	6	58	42	16	1.0	6.0	2	3	1	4	4	0	2	0	1	0	0	4

JUSTIN STAPLES (LB)					TACKLES . . .						INTERCEPTIONS . . .					FUMBLES . . .			SpT		
Date	Opp	GP	/	GS	Tot	Solo	Asst	Sk	Yds	QBP	TFL	No	Yds	Lg	TD	PD	FF	FR		Yds	
09/11/16	Min											Practice Squad									
09/18/16	@ Det											Practice Squad									
09/25/16	Oak											Practice Squad									
10/02/16	@ Hou											Practice Squad									
10/09/16	@ Mia											Practice Squad									
10/16/16	Cle											Practice Squad									
10/23/16	Ind											Practice Squad									
10/27/16	Jax											Practice Squad									
11/06/16	@ SD											Practice Squad									
11/13/16	GB											Practice Squad									
11/20/16	@ Ind											Practice Squad									
11/27/16	@ Chi											Practice Squad									
12/11/16	Den		IA		0	0	0	0.0	0.0	0	0	0	0	0	0	0	0	0	0	0	0
12/18/16	@ KC		p		0	0	0	0.0	0.0	0	0	0	0	0	0	0	0	0	0	0	1
12/24/16	@ Jax		p		0	0	0	0.0	0.0	0	0	0	0	0	0	0	0	0	0	0	0
01/01/17	Hou		p		0	0	0	0.0	0.0	0	0	0	0	0	0	0	0	0	0	0	0
2016 Totals:		3	/	0	0	0	0	0.0	0.0	0	0	0	0	0	0	0	0	0	0	0	1

AARON WALLACE (OLB)					TACKLES . . .						INTERCEPTIONS . . .					FUMBLES . . .			SpT		
Date	Opp	GP	/	GS	Tot	Solo	Asst	Sk	Yds	QBP	TFL	No	Yds	Lg	TD	PD	FF	FR		Yds	
09/11/16	Min		IA		0	0	0	0.0	0.0	0	0	0	0	0	0	0	0	0	0	0	0
09/18/16	@ Det		p		3	2	1	0.0	0.0	0	0	0	0	0	0	0	0	0	0	0	0
09/25/16	Oak		IA		0	0	0	0.0	0.0	0	0	0	0	0	0	0	0	0	0	0	0
10/02/16	@ Hou		p		0	0	0	0.0	0.0	0	0	0	0	0	0	0	0	0	0	0	1
10/09/16	@ Mia		p		0	0	0	0.0	0.0	0	0	0	0	0	0	0	0	0	0	0	1
10/16/16	Cle		IA		0	0	0	0.0	0.0	0	0	0	0	0	0	0	0	0	0	0	0
10/23/16	Ind		IA		0	0	0	0.0	0.0	0	0	0	0	0	0	0	0	0	0	0	0
10/27/16	Jax		p		0	0	0	0.0	0.0	1	0	0	0	0	0	0	0	0	0	0	0
11/06/16	@ SD		IA		0	0	0	0.0	0.0	0	0	0	0	0	0	0	0	0	0	0	0
11/13/16	GB		IA		0	0	0	0.0	0.0	0	0	0	0	0	0	0	0	0	0	0	0
11/20/16	@ Ind		p		4	2	2	0.0	0.0	0	0	0	0	0	0	0	0	0	0	0	0
11/27/16	@ Chi		p		0	0	0	0.0	0.0	1	0	0	0	0	0	0	0	0	0	0	1
12/11/16	Den		p		1	1	0	1.0	9.0	3	0	0	0	0	0	0	0	0	0	0	1
12/18/16	@ KC		p		1	1	0	0.0	0.0	0	0	0	0	0	0	0	0	0	0	0	1
12/24/16	@ Jax		p		4	3	1	0.0	0.0	0	0	0	0	0	0	0	0	0	0	0	0
01/01/17	Hou		p		2	0	2	0.0	0.0	0	0	0	0	0	0	0	0	0	0	0	0
2016 Totals:		10	/	0	15	9	6	1.0	9.0	5	0	0	0	0	0	0	0	0	0	0	5

2016 TITANS GAME-BY-GAME INDIVIDUAL DEFENSIVE STATISTICS

AVERY WILLIAMSON (LB)					TACKLES . . .						INTERCEPTIONS . . .					FUMBLES . . .			SpT		
Date	Opp	GP	/	GS	Tot	Solo	Asst	Sk	Yds	QBP	TFL	No	Yds	Lg	TD	PD	FF	FR		Yds	
09/11/16	Min			S	10	4	6	0.0	0.0	1	1	0	0	0	0	0	0	0	0	0	0
09/18/16	@ Det			S	11	6	5	0.0	0.0	0	0	0	0	0	0	0	0	0	0	0	0
09/25/16	Oak			S	13	4	9	0.0	0.0	1	0	1	0	0	0	1	0	0	0	0	0
10/02/16	@ Hou			S	15	9	6	0.0	0.0	0	1	0	0	0	0	0	0	0	0	0	0
10/09/16	@ Mia			S	8	3	5	0.0	0.0	0	0	0	0	0	0	0	0	0	0	0	0
10/16/16	Cle			S	10	6	4	1.0	5.0	2	0	0	0	0	0	0	0	0	0	0	0
10/23/16	Ind			S	9	5	4	0.0	0.0	0	0	0	0	0	0	0	0	0	0	0	0
10/27/16	Jax			S	8	6	2	1.0	9.0	1	0	0	0	0	0	0	0	0	0	0	0
11/06/16	@ SD			S	10	4	6	0.0	0.0	0	0	0	0	0	0	0	0	0	0	0	0
11/13/16	GB			S	3	2	1	0.0	0.0	0	0	0	0	0	0	0	0	0	0	0	0
11/20/16	@ Ind			S	10	7	3	0.0	0.0	1	0	0	0	0	0	0	0	0	0	0	0
11/27/16	@ Chi			S	11	6	5	0.0	0.0	1	0	0	0	0	0	0	0	0	0	0	0
12/11/16	Den			S	7	2	5	0.0	0.0	0	1	0	0	0	0	0	1	0	0	0	0
12/18/16	@ KC			S	7	3	4	0.0	0.0	1	1	0	0	0	0	0	0	0	0	0	0
12/24/16	@ Jax			S	6	3	3	0.0	0.0	0	0	0	0	0	0	0	0	0	0	0	0
01/01/17	Hou			S	11	6	5	0.0	0.0	1	2	0	0	0	0	0	0	0	0	0	0
2016 Totals:		16	/	16	149	76	73	2.0	14.0	9	6	1	0	0	0	1	1	0	0	0	0

AL WOODS (DL)					TACKLES . . .						INTERCEPTIONS . . .					FUMBLES . . .			SpT		
Date	Opp	GP	/	GS	Tot	Solo	Asst	Sk	Yds	QBP	TFL	No	Yds	Lg	TD	PD	FF	FR		Yds	
09/11/16	Min			S	2	2	0	0.0	0.0	0	1	0	0	0	0	0	0	0	0	0	0
09/18/16	@ Det			p	1	0	1	0.0	0.0	0	0	0	0	0	0	0	0	0	0	0	0
09/25/16	Oak			p	1	1	0	0.0	0.0	0	0	0	0	0	0	0	0	0	0	0	0
10/02/16	@ Hou			S	2	2	0	0.0	0.0	0	0	0	0	0	0	0	0	0	0	0	0
10/09/16	@ Mia			IA	0	0	0	0.0	0.0	0	0	0	0	0	0	0	0	0	0	0	0
10/16/16	Cle			IA	0	0	0	0.0	0.0	0	0	0	0	0	0	0	0	0	0	0	0
10/23/16	Ind			S	0	0	0	0.0	0.0	0	0	0	0	0	0	0	0	0	0	0	0
10/27/16	Jax			S	0	0	0	0.0	0.0	1	0	0	0	0	0	0	0	0	0	0	0
11/06/16	@ SD			p	0	0	0	0.0	0.0	0	0	0	0	0	0	0	0	0	0	0	0
11/13/16	GB			IA	0	0	0	0.0	0.0	0	0	0	0	0	0	0	0	0	0	0	0
11/20/16	@ Ind			IA	0	0	0	0.0	0.0	0	0	0	0	0	0	0	0	0	0	0	0
11/27/16	@ Chi			p	1	1	0	0.0	0.0	0	0	0	0	0	0	0	0	0	0	0	0
12/11/16	Den			S	2	1	1	0.0	0.0	0	0	0	0	0	0	0	0	0	0	0	0
12/18/16	@ KC			S	5	3	2	0.0	0.0	0	0	0	0	0	0	0	0	0	0	0	0
12/24/16	@ Jax			p	1	0	1	0.0	0.0	0	1	0	0	0	0	0	0	0	0	0	0
01/01/17	Hou			S	2	1	1	0.0	0.0	0	0	0	0	0	0	0	0	0	0	0	0
2016 Totals:		12	/	7	17	11	6	0.0	0.0	1	2	0	0	0	0	0	0	0	0	0	0

ANTWAUN WOODS (NT)					TACKLES . . .						INTERCEPTIONS . . .					FUMBLES . . .			SpT		
Date	Opp	GP	/	GS	Tot	Solo	Asst	Sk	Yds	QBP	TFL	No	Yds	Lg	TD	PD	FF	FR		Yds	
09/11/16	Min																				
09/18/16	@ Det																				
09/25/16	Oak																				
10/02/16	@ Hou																				
10/09/16	@ Mia																				
10/16/16	Cle																				
10/23/16	Ind																				
10/27/16	Jax																				
11/06/16	@ SD																				
11/13/16	GB																				
11/20/16	@ Ind																				
11/27/16	@ Chi																				
12/11/16	Den																				
12/18/16	@ KC																				
12/24/16	@ Jax																				
01/01/17	Hou			p	2	2	0	0.0	0.0	0	1	0	0	0	0	0	0	0	0	0	0
2016 Totals:		1	/	0	2	2	0	0.0	0.0	0	1	0	0	0	0	0	0	0	0	0	0

2016 TITANS GAME-BY-GAME INDIVIDUAL DEFENSIVE STATISTICS

WESLEY WOODYARD (LB)					TACKLES . . .						INTERCEPTIONS . . .					FUMBLES . . .			SpT	
Date	Opp	GP	/	GS	Tot	Solo	Asst	Sk	Yds	QBP	TFL	No	Yds	Lg	TD	PD	FF	FR		Yds
09/11/16	Min			S	6	3	3	0.0	0.0	2	0	0	0	0	0	1	0	0	0	1
09/18/16	@ Det			p	8	5	3	0.0	0.0	0	0	0	0	0	0	0	0	0	0	0
09/25/16	Oak			p	2	1	1	0.0	0.0	0	1	0	0	0	0	0	0	0	0	2
10/02/16	@ Hou			S	5	4	1	0.0	0.0	2	2	0	0	0	0	0	0	0	0	0
10/09/16	@ Mia			S	0	0	0	0.0	0.0	0	0	0	0	0	0	1	0	0	0	0
10/16/16	Cle			S	5	3	2	1.0	0.0	2	0	0	0	0	0	0	0	0	0	0
10/23/16	Ind			S	4	2	2	0.0	0.0	0	0	0	0	0	0	0	0	0	0	0
10/27/16	Jax			S	6	1	5	0.0	0.0	0	0	0	0	0	0	0	0	0	0	0
11/06/16	@ SD			p	10	6	4	1.0	7.0	1	1	0	0	0	0	0	0	0	0	0
11/13/16	GB			p	1	1	0	0.0	0.0	0	0	0	0	0	0	0	0	0	0	1
11/20/16	@ Ind			S	8	3	5	0.0	0.0	0	0	0	0	0	0	0	0	0	0	1
11/27/16	@ Chi			p	8	5	3	0.0	0.0	0	0	1	21	21	0	3	0	0	0	0
12/11/16	Den			S	6	4	2	0.0	0.0	0	0	0	0	0	0	1	0	0	0	0
12/18/16	@ KC			S	8	6	2	0.0	0.0	0	2	0	0	0	0	0	0	0	0	0
12/24/16	@ Jax			p	5	3	2	0.0	0.0	1	0	0	0	0	0	0	0	0	0	0
01/01/17	Hou			S	6	5	1	0.0	0.0	0	1	0	0	0	0	0	0	0	0	1
2016 Totals:		16	/	10	88	52	36	2.0	7.0	8	7	1	21	21	0	6	0	0	0	6

2016 TITANS GAME-BY-GAME FIELD GOALS & SCORING BY QUARTER

Date	Opp	TITANS							OPPONENTS						
		1ST	2ND	3RD	4TH	OT	TOTAL	FIELD GOALS	1ST	2ND	3RD	4TH	OT	TOTAL	FIELD GOALS
09/11/16	Min	3	7	0	6	0	16	R.Succop (28)	0	0	12	13	0	25	B.Walsh 37WL 56WL (50) (33) (45) (30)
09/18/16	@ Det	0	3	0	13	0	16	R.Succop 51WL (46)	9	3	3	0	0	15	M.Prater (42) (27)
09/25/16	Oak	3	0	7	0	0	10	R.Succop (34)	7	10	0	0	0	17	S.Janikowski (52)
10/02/16	@ Hou	3	14	3	0	0	20	R.Succop (48) (26)	14	6	7	0	0	27	N.Novak (53) 48WR (45)
10/09/16	@ Mia	7	14	3	6	0	30	R.Succop (40)	0	14	3	0	0	17	A.Franks (24)
10/16/16	Cle	7	7	7	7	0	28	R.Succop 58WR	6	7	0	13	0	26	C.Parkey (45) (37)
10/23/16	Ind	6	7	0	13	0	26	R.Succop (48) (44)	7	10	3	14	0	34	A.Vinatieri (28) (33)
10/27/16	Jax	3	24	6	3	0	36	R.Succop (32) (22) (33)	0	0	8	14	0	22	None
11/06/16	@ SD	0	14	7	14	0	35	None	9	10	14	10	0	43	J.Lambo (32) (23) (36)
11/13/16	GB	21	14	6	6	0	47	R.Succop (51) (23)	0	16	9	0	0	25	M.Crosby (29) (38)
11/20/16	@ Ind	0	7	7	3	0	17	R.Succop (47)	14	7	0	3	0	24	A.Vinatieri 42WR (49)
11/27/16	@ Chi	7	14	3	3	0	27	R.Succop (19) (31)	7	0	0	14	0	21	None
12/11/16	Den	10	3	0	0	0	13	R.Succop (53) (41)	0	0	0	10	0	10	B.McManus (34)
12/18/16	@ KC	0	7	0	12	0	19	R.Succop (39) (53)	14	3	0	0	0	17	C.Santos (34)
12/24/16	@ Jax	0	7	3	7	0	17	R.Succop (42)	10	9	6	13	0	38	J.Myers (29) (48) (56) (50)
01/01/17	Hou	7	7	7	3	0	24	R.Succop (35)	0	0	10	7	0	17	N.Novak 45RU (26)
2016 Totals:		77	149	59	96	0	381		97	95	75	111	0	378	

2016 TITANS GAME-BY-GAME SUMMARIES



Titans 16, Vikings 25 Week 1 • Sunday, Sept. 11, 2016 • 12:00 CDT • Nissan Stadium



GAME RECAP

In what became a tale of two halves, the Tennessee Titans dropped a 25-16 decision to the Minnesota Vikings in the season opener at Nissan Stadium. Despite holding a 10-0 halftime lead, three second-half turnovers by the Titans, two of which were returned for scores, allowed the Vikings to take control late in the game.

Tennessee took an early lead in the first quarter on a 28-yard Ryan Succop field goal and then constructed a 13-play, 73-yard drive late in the second quarter, capped by a six-yard touchdown pass from quarterback Marcus Mariota to running back DeMarco Murray.

However, Minnesota began to shift momentum in the second half, opening with a 61-yard kickoff return which led to a 50-yard Blair Walsh field goal. Walsh added two more field goals in the second half, but it was Tennessee's miscues—an interception by Mariota, returned 77 yards by Eric Kendricks, a 24-yard scoop-and-score by Danielle Hunter on a fumbled handoff between Mariota and Murray and another fumble by Murray—which ultimately sealed the Titans' fate. Mariota led a touchdown drive in the final three minutes of the game, finding Murray again in the end zone, but a failed two-point conversion attempt ended Tennessee's comeback.

The Titans defense remained stout throughout the game, never allowing an offensive touchdown and holding Vikings All-Pro running back Adrian Peterson to 31 yards and an average of 1.6 yards per carry. The Titans offense also showed promise as rookie wide receiver Tajaé Sharpe paced the team with seven catches for 76 yards and became the first rookie in the Titans era to start a season opener at his position.

SCORING

	1	2	3	4	OT	Final
Minnesota	0	0	12	13	0	25
Tennessee	3	7	0	6	0	16

TEAM	SCORING PLAY	TIME
Titans	R.Succop 28 yd. Field Goal	1-4:45
Titans	D.Murray 6 yd. pass from M.Mariota (R.Succop kick)	2-0:41
Vikings	B.Walsh 50 yd. Field Goal	3-13:56
Vikings	B.Walsh 33 yd. Field Goal	3-5:59
Vikings	E.Kendricks 77 yd. interception return (kick failed, wr)	3-1:24
Vikings	B.Walsh 45 yd. Field Goal	4-11:17
Vikings	D.Hunter 24 yd. fumble return (B.Walsh kick)	4-11:03
Vikings	B.Walsh 30 yd. Field Goal	4-2:26
Titans	D.Murray 4 yd. pass from M.Mariota (pass failed)	4-0:28

Missed FGs: B.Walsh (37WL) (56WL)

Attendance: 63,816

Time of Game: 2:57

Weather: Sunny, 76° F, wind from E 5 mph

Referee: Walt Coleman



TEAM STATISTICS

	Vikings	Titans
TOTAL FIRST DOWNS	15	19
THIRD DOWN EFFICIENCY	6-14-43%	8-14-57%
FOURTH DOWN EFFICIENCY	0-0-0%	0-0-0%
TOTAL NET YARDS	301	316
Plays - Avg.	61-4.9	65-4.9
NET YARDS RUSHING	65	64
Rushes - Avg.	28-2.3	22-2.9
NET YARDS PASSING	236	252
Sacked - Yards Lost	0-0	2-19
PASS ATT-COMP-INT	33-18-0	41-25-1
PUNTS - Avg.	3-37.7	5-46.2
PUNT RETURNS - Yards	3-19	1-14
KICKOFF RETURNS - Yards	1-61	5-118
INTERCEPTIONS - Yards	1-77	0-0
PENALTIES - Yards	3-39	2-10
FUMBLES - Lost	0-0	2-2
TOUCHDOWNS	2	2
EXTRA POINTS Made-Attempts	1-2	1-2
FIELD GOALS Made-Attempts	4-6	1-1
RED ZONE EFFICIENCY	0-3-0%	2-3-67%
GOAL TO GO EFFICIENCY	0-0-0%	2-2-100%
SAFETIES	0	0
GIVEAWAYS	0	3
TAKEAWAYS	3	0
TIME OF POSSESSION	29:35	30:25

VIKINGS STARTERS

OFFENSE			DEFENSE		
WR 12	C.Johnson	LE 96	B.Robison		
LT 75	M.Kalil	DT 93	S.Stephen		
LG 76	A.Boone	NT 98	L.Joseph		
C 61	J.Berger	RE 97	E.Griffen		
RG 63	B.Fusco	WLB 2	C.Greenway		
RT 71	A.Smith	MLB 54	E.Kendricks		
TE 82	K.Rudolph	SLB 55	A.Barr		
WR 14	S.Diggs	LCB 23	T.Newman		
QB 13	S.Hill	RCB 26	T.Waynes		
FB 48	Z.Line	SS 34	A.Sendejo		
HB 28	A.Peterson	FS 22	H.Smith		

TITANS STARTERS

OFFENSE			DEFENSE		
RB 22	D.Henry	DE 90	D.Jones		
TE 82	D.Walker	NT 96	A.Woods		
LT 77	T.Lewan	DT 99	J.Casey		
LG 67	Q.Spain	OLB 91	D.Morgan		
C 60	B.Jones	ILB 59	W.Woodyard		
RG 70	C.Warmack	ILB 54	A.Williamson		
RT 78	J.Conklin	OLB 98	B.Orakpo		
WR 19	T.Sharpe	CB 20	P.Cox		
QB 8	M.Mariota	SS 21	D.Searcy		
FB 45	J.Fowler	FS 25	R.Johnson		
RB 29	D.Murray	CB 30	J.McCourt		

VIKINGS INDIVIDUAL STATISTICS

Rushing	Att	Yds	Avg	Lg	TD
A.Peterson	19	31	1.6	9	0
M.Asiata	4	13	3.3	6	0
S.Hill	2	8	4.0	9	0
C.Patterson	1	8	8.0	8	0
J.McKinnon	1	6	6.0	6	0
S.Diggs	1	-1	-1.0	-1	0
Total	28	65	2.3	9	0

Passing	Att	Cmp	Yds	TD	Lg	IN	Rt
S.Hill	33	18	236	0	33	0	77.3
Total	33	18	236	0	33	0	77.3

Receiving	Att	Yds	Avg	Lg	TD
S.Diggs	7	103	14.7	33	0
K.Rudolph	4	65	16.3	21	0
A.Thielen	4	54	13.5	21	0
C.Patterson	1	6	6.0	6	0
C.Johnson	1	5	5.0	5	0
J.McKinnon	1	3	3.0	3	0
Total	18	236	13.1	33	0

Interceptions	No	Yds	Avg	Lg	TD
E.Kendricks	1	77	77.0	77	1
Total	1	77	77.0	77	1

Leading Tacklers (Press Box Totals)

T.Waynes 10-10-0, H.Smith 8-6-2, T.Newman 7-6-1.

Sacks: L.Joseph 1, D.Hunter 1.
FF: L.Joseph 1. **FR:** A.Sendejo 1, D.Hunter 1.

TITANS INDIVIDUAL STATISTICS

Rushing	Att	Yds	Avg	Lg	TD
D.Murray	13	42	3.2	12	0
M.Mariota	4	19	4.8	10	0
D.Henry	5	3	0.6	5	0
Total	22	64	2.9	12	0

Passing	Att	Cmp	Yds	TD	Lg	IN	Rt
M.Mariota	41	25	271	2	29	1	86.5
Total	41	25	271	2	29	1	86.5

Receiving	Att	Yds	Avg	Lg	TD
T.Sharpe	7	76	10.9	17	0
D.Murray	5	35	7.0	14	2
D.Walker	3	42	14.0	26	0
A.Johnson	3	30	10.0	16	0
R.Matthews	3	26	8.7	11	0
D.Henry	2	41	20.5	29	0
H.Douglas	2	21	10.5	16	0
Total	25	271	10.8	29	2

Interceptions	No	Yds	Avg	Lg	TD
None					
Total	0	0	--	--	0

Leading Tacklers (Coaching Totals)

A.Williamson 10-4-6, D.Searcy 6-6-0, J.Casey 6-3-3, W.Woodyard 6-3-3.

Sacks: None.
FF: None. **FR:** None.

2016 TITANS GAME-BY-GAME SUMMARIES



Titans 16, Lions 15

Week 2 • Sunday, Sept. 18, 2016 • 12:00 CDT • Ford Field



GAME RECAP

Behind the arm of quarterback Marcus Mariota, the Tennessee Titans overcame a double-digit deficit in the fourth quarter for just the fourth time in the Titans era—and first time since 2006—to defeat the Detroit Lions 16-15 at Ford Field and move to 1-1 on the season.

The Detroit defense controlled the game from early in the first quarter, when Lions defensive end Devin Taylor tackled running back DeMarco Murray in the end zone for a safety. Mariota was also intercepted by Lions safety Glover Quin on a long pass in the third quarter to thwart another scoring attempt by the Titans. In the first three stanzas, Tennessee's lone points came on a 46-yard field goal by Ryan Succop.

Both sides were heavily penalized—29 flags between the teams—and the Lions offense saw three of its touchdowns nullified by offensive infractions. Despite those setbacks, Lions quarterback Matthew Stafford directed his team down the field for points four times, including a 24-yard touchdown to wide receiver Anquan Boldin in the first quarter.

However, Detroit began to see its lead slip when Mariota found tight end Delanie Walker for a 30-yard strike on the first play of the fourth quarter. After forcing the Lions to punt on back-to-back drives, the Titans regained possession trailing 15-10 with 7:04 to play. Mariota then orchestrated a 13-play, 83-yard drive, targeting wide receiver Andre Johnson in the end zone on fourth-and-four for the nine-yard, game-winning score.

With 1:13 remaining, the Lions were not finished yet. As Stafford set out to negate the Titans' comeback drive, cornerback Perrish Cox jumped the route of a Lions receiver, intercepting the ball and sealing the first Titans win of the 2016 season.

SCORING

	1	2	3	4	OT	Final
Tennessee	0	3	0	13	0	16
Detroit	9	3	3	0	0	15

TEAM	SCORING PLAY	TIME
Lions	D.Murray tackled in end zone by D.Taylor for a Safety	1-7:16
Lions	A.Boldin 24 yd. pass from M.Stafford (M.Prater kick)	1-4:15
Titans	R.Succop 46 yd. Field Goal	2-12:03
Lions	M.Prater 42 yd. Field Goal	2-1:04
Lions	M.Prater 27 yd. Field Goal	3-1:40
Titans	D.Walker 30 yd. pass from M.Mariota (R.Succop kick)	4-14:54
Titans	A.Johnson 9 yd. pass from M.Mariota (pass failed)	4-1:13

Missed FGs: R.Succop (51WL)

Attendance: 58,466

Time of Game: 3:12

Weather: Indoors

Referee: Brad Allen



TEAM STATISTICS

	Titans	Lions
TOTAL FIRST DOWNS	22	22
THIRD DOWN EFFICIENCY	5-12-42%	7-16-44%
FOURTH DOWN EFFICIENCY	1-1-100%	0-0-0%
TOTAL NET YARDS	363	375
Plays - Avg.	60-6.1	67-5.6
NET YARDS RUSHING	139	137
Rushes - Avg.	24-5.8	23-6.0
NET YARDS PASSING	224	238
Sacked - Yards Lost	3-14	4-22
PASS ATT-COMP-INT	33-25-1	40-22-1
PUNTS - Avg.	3-47.3	5-43.4
PUNT RETURNS - Yards	2-9	2-23
KICKOFF RETURNS - Yards	2-34	2-35
INTERCEPTIONS - Yards	1-3	1-0
PENALTIES - Yards	12-83	17-138
FUMBLES - Lost	1-0	0-0
TOUCHDOWNS	2	1
EXTRA POINTS Made-Attempts	1-2	1-1
FIELD GOALS Made-Attempts	1-2	2-2
RED ZONE EFFICIENCY	1-1-100%	1-3-33%
GOAL TO GO EFFICIENCY	0-0-0%	0-2-0%
SAFETIES	0	1
GIVEAWAYS	1	1
TAKEAWAYS	1	1
TIME OF POSSESSION	30:51	29:09

TITANS STARTERS

OFFENSE		DEFENSE	
WR 18	R.Matthews	DE 90	D.Jones
TE 80	A.Fasano	OLB 93	K.Dodd
LT 77	T.Lewan	DT 99	J.Casey
LG 67	Q.Spain	ILB 55	S.Spence
C 60	B.Jones	CB 23	B.McCain
RG 70	C.Warmack	ILB 54	A.Williamson
RT 78	J.Conklin	OLB 98	B.Orakpo
WR 19	T.Sharpe	CB 20	P.Cox
QB 8	M.Mariota	SS 21	D.Searcy
FB 45	J.Fowler	FS 25	R.Johnson
RB 29	D.Murray	CB 30	J.McCourt

LIONS STARTERS

OFFENSE		DEFENSE	
WR 15	G.Tate	DE 98	D.Taylor
LT 68	T.Decker	DT 93	T.Walker
LG 72	L.Tomlinson	DT 92	H.Ngata
C 64	T.Swanson	DE 94	E.Ansah
RG 75	L.Warford	OLB 52	A.Williams
RT 71	R.Reiff	MLB 59	T.Whitehead
TE 85	E.Ebron	OLB 53	K.Van Noy
WR 11	M.Jones	CB 23	D.Slay
WR 80	A.Boldin	CB 24	N.Lawson
QB 9	M.Stafford	SS 32	T.Wilson
RB 21	A.Abdullah	FS 27	G.Quin

TITANS INDIVIDUAL STATISTICS

Rushing	Att	Yds	Avg	Lg	TD
D.Murray	12	89	7.4	67	0
D.Henry	9	40	4.4	9	0
M.Mariota	2	11	5.5	6	0
M.Cassel	1	-1	-1.0	-1	0
Total	24	139	5.8	67	0

Passing	Att	Cmp	Yds	TD	Lg	IN	Rt
M.Mariota	33	25	238	2	32	1	102.8
Total	33	25	238	2	32	1	102.8

Receiving	Att	Yds	Avg	Lg	TD
D.Murray	7	56	8.0	22	0
D.Walker	6	83	13.8	32	1
R.Matthews	4	40	10.0	20	0
T.Sharpe	4	33	8.3	12	0
A.Johnson	1	9	9.0	9t	1
D.Henry	1	9	9.0	9	0
P.Supernaw	1	7	7.0	7	0
A.Fasano	1	1	1.0	1	0
Total	25	238	9.5	32	2

Interceptions	No	Yds	Avg	Lg	TD
P.Cox	1	3	3.0	3	0
Total	1	3	3.0	3	0

Leading Tacklers (Coaching Totals)
 A.Williamson 11-6-5, W.Woodyard 8-5-3, S.Spence 8-2-6, K.Dodd 6-3-3.

Sacks: B.Orakpo 2, K.Dodd 1, K.Klug 1.
FF: None. **FR:** None.

LIONS INDIVIDUAL STATISTICS

Rushing	Att	Yds	Avg	Lg	TD
A.Abdullah	6	38	6.3	24	0
T.Riddick	11	37	3.4	10	0
D.Washington	4	31	7.8	28	0
M.Stafford	2	31	15.5	24	0
Total	23	137	6.0	28	0

Passing	Att	Cmp	Yds	TD	Lg	IN	Rt
M.Stafford	40	22	260	1	47	1	72.9
Total	40	22	260	1	47	1	72.9

Receiving	Att	Yds	Avg	Lg	TD
M.Jones	8	118	14.8	47	0
E.Ebron	4	53	13.3	29	0
A.Boldin	4	48	12.0	24t	1
T.Riddick	4	28	7.0	12	0
G.Tate	2	13	6.5	8	0
Total	22	260	11.8	47	1

Interceptions	No	Yds	Avg	Lg	TD
G.Quin	1	0	0.0	--	0
Total	1	0	0.0	--	0

Leading Tacklers (Press Box Totals)
 T.Whitehead 10-7-3, T.Wilson 7-7-0, D.Taylor 7-4-3.

Sacks: D.Taylor 1.5, K.Hyder 1, H.Ngata 0.5.
FF: None. **FR:** None.

2016 TITANS GAME-BY-GAME SUMMARIES



Titans 10, Raiders 17

Week 3 • Sunday, Sept. 25, 2016 • 12:00 CDT • Nissan Stadium



GAME RECAP

Despite efforts for a second-consecutive, fourth-quarter comeback win in the final two minutes of the game, the Tennessee Titans fell short to the Oakland Raiders in a 17-10 loss at Nissan Stadium.

The Titans struggled offensively most of the afternoon, punting away six of their 11 drives and losing three others on turnovers. However, the defense contained the high-powered Raiders' offense to a season-low 17 points, including a second-half shutout, giving the offense a chance at a late comeback.

In the third quarter, the Titans constructed their lone touchdown drive of the day on big plays from running back DeMarco Murray—a 36-yard sprint up the left side—and tight end Jace Amaro in his Titans debut—a 26-yard catch from quarterback Marcus Mariota. Murray capped the drive with a five-yard scoring run, marking the first Tennessee rushing touchdown of the season.

At the start of the fourth quarter, Mariota was intercepted by Raiders cornerback Sean Smith at midfield, but linebacker Avery Williamson intercepted Raiders quarterback Derek Carr three plays later to keep Tennessee within one score.

With 1:51 remaining, the Titans' offense returned to the field at their own 20-yard-line and drove down to the Raiders' three-yard-line on clutch receptions by receivers Rishard Matthews, Harry Douglas and Tajaé Sharpe. However, an unnecessary roughness penalty on tackle Taylor Lewan pushed the Titans back to the 18-yard-line and an offensive pass interference call negated a touchdown pass to receiver Andre Johnson.

Murray paced the offense in the loss with his team-best 155 yards from scrimmage, including 114 rushing yards, as he recorded his 22nd career 100-yard rushing game.

SCORING

	1	2	3	4	OT	Final
Oakland	7	10	0	0	0	17
Tennessee	3	0	7	0	0	10

TEAM	SCORING PLAY	TIME
Titans	R.Succop 34 yd. Field Goal	1-9:50
Raiders	L.Murray 22 yd. run (S.Janikowski kick)	1-8:19
Raiders	S.Janikowski 52 yd. Field Goal	2-8:13
Raiders	S.Roberts 19 yd. pass from D.Carr (S.Janikowski kick)	2-0:33
Titans	D.Murray 5 yd. run (R.Succop kick)	3-5:51

Missed FGs: None
Attendance: 62,370
Time of Game: 3:03
Weather: Sunny, 89° F, wind from NNE 2 mph
Referee: Tony Corrente



TEAM STATISTICS

	Raiders	Titans
TOTAL FIRST DOWNS	17	19
THIRD DOWN EFFICIENCY	5-13-38%	2-12-17%
FOURTH DOWN EFFICIENCY	0-0-0%	0-1-0%
TOTAL NET YARDS	368	393
Plays - Avg.	61-6.0	63-6.2
NET YARDS RUSHING	123	181
Rushes - Avg.	25-4.9	29-6.2
NET YARDS PASSING	245	212
Sacked - Yards Lost	1-4	1-2
PASS ATT-COMP-INT	35-21-1	33-17-2
PUNTS - Avg.	7-46.6	6-51.8
PUNT RETURNS - Yards	3-38	1-10
KICKOFF RETURNS - Yards	1-16	0-0
INTERCEPTIONS - Yards	2-12	1-0
PENALTIES - Yards	8-58	8-70
FUMBLES - Lost	0-0	2-1
TOUCHDOWNS	2	1
EXTRA POINTS Made-Attempts	2-2	1-1
FIELD GOALS Made-Attempts	1-1	1-1
RED ZONE EFFICIENCY	1-1-100%	1-3-33%
GOAL TO GO EFFICIENCY	0-0-0%	1-1-100%
SAFETIES	0	0
GIVEAWAYS	1	3
TAKEAWAYS	3	1
TIME OF POSSESSION	29:03	30:57

RAIDERS STARTERS

OFFENSE		DEFENSE	
WR 15	M.Crabtree	DE 95	J.Ward
LT 72	D.Penn	DT 92	S.McGee
LG 70	K.Osemele	NT 78	J.Ellis
C 61	R.Hudson	DE 52	K.Mack
RG 66	G.Jackson	SLB 51	B.Irvin
RT 71	M.Watson	MLB 57	C.James
TE 86	L.Smith	WLB 53	M.Smith
WR 89	A.Cooper	LCB 29	D.Amerson
QB 4	D.Carr	SS 42	K.Joseph
RB 28	L.Murray	FS 27	R.Nelson
WR 10	S.Roberts	RCB 21	S.Smith

TITANS STARTERS

OFFENSE		DEFENSE	
WR 18	R.Matthews	DE 90	D.Jones
TE 89	P.Supernaw	DT 99	J.Casey
LT 77	T.Lewan	OLB 91	D.Morgan
LG 67	Q.Spain	ILB 55	S.Spence
C 60	B.Jones	ILB 54	A.Williamson
RG 64	J.Kline	OLB 98	B.Orakpo
RT 78	J.Conklin	CB 20	P.Cox
WR 19	T.Sharpe	SS 21	D.Searcy
QB 8	M.Mariota	FS 25	R.Johnson
FB 45	J.Fowler	CB 30	J.McCourt
RB 29	D.Murray	CB 23	B.McCain

RAIDERS INDIVIDUAL STATISTICS

Rushing	Att	Yds	Avg	Lg	TD
D.Washington	6	57	9.5	30	0
L.Murray	10	37	3.7	22	1
J.Richard	6	28	4.7	10	0
J.Holton	1	2	2.0	2	0
J.Olawale	1	0	0.0	0	0
D.Carr	1	-1	-1.0	-1	0
Total	25	123	4.9	30	1

Passing	Att	Cmp	Yds	TD	Lg	IN	Rt
D.Carr	35	21	249	1	31	1	79.3
Total	35	21	249	1	31	1	79.3

Receiving	Att	Yds	Avg	Lg	TD
M.Crabtree	8	102	12.8	31	0
A.Cooper	4	62	15.5	25	0
S.Roberts	2	27	13.5	19	1
C.Walford	2	27	13.5	21	0
J.Richard	1	13	13.0	13	0
A.Holmes	1	8	8.0	8	0
D.Washington	1	5	5.0	5	0
L.Smith	1	4	4.0	4	0
L.Murray	1	1	1.0	1	0
Total	21	249	11.9	31	1

Interceptions	No	Yds	Avg	Lg	TD
R.Nelson	1	12	12	12	0
S.Smith	1	0	0.0	0	0
Total	2	12	6.0	12	0

Leading Tacklers (Press Box Totals)
 K.Joseph 10-6-4, C.James 6-6-0, R.Nelson 6-4-2.

Sacks: D.Autry 1.
FF: B.Irvin 1. **FR:** R.Nelson 1.

TITANS INDIVIDUAL STATISTICS

Rushing	Att	Yds	Avg	Lg	TD
D.Murray	16	114	7.1	36	1
D.Henry	10	45	4.5	13	0
M.Mariota	3	22	7.3	9	0
Total	29	181	6.2	36	1

Passing	Att	Cmp	Yds	TD	Lg	IN	Rt
M.Mariota	33	17	214	0	26	2	46.8
Total	33	17	214	0	26	2	46.8

Receiving	Att	Yds	Avg	Lg	TD
D.Murray	5	41	8.2	16	0
J.Amaro	3	59	19.7	26	0
T.Sharpe	3	48	16.0	23	0
R.Matthews	3	32	10.7	14	0
H.Douglas	2	20	10.0	25	0
J.Fowler	1	14	14.0	14	0
Total	17	214	12.6	26	0

Interceptions	No	Yds	Avg	Lg	TD
A.Williamson	1	0	0.0	0	0
Total	1	0	0.0	0	0

Leading Tacklers (Coaching Totals)
 A.Williamson 13-4-9, J.McCourt 7-3-4, P.Cox 6-6-0.

Sacks: B.Orakpo 1.
FF: None. **FR:** None.

2016 TITANS GAME-BY-GAME SUMMARIES



Titans 20, Texans 27 Week 4 • Sunday, Oct. 2, 2016 • 12:00 CDT • NRG Stadium



GAME RECAP

In their first AFC South division matchup of 2016, the Titans rallied from a double-digit deficit to draw even with the Texans in the third quarter but were unable to finish the comeback, taking a 27-20 loss to Houston at NRG Stadium.

Running back DeMarco Murray led the offense once again, recording 119 all-purpose yards and two rushing scores—Tennessee's only touchdowns of the day—to mark his third-consecutive game with over 100 yards from scrimmage. However, after Texans receiver Will Fuller returned a punt 67 yards for a touchdown in the third quarter, the Titans' offense could not find an answer in the final stanza of the game.

The Texans jumped ahead fast, scoring on their first three possessions to take a 17-3 lead early in the second quarter. The Titans began to click offensively when quarterback Marcus Mariota found receiver Rishard Matthews for a 60-yard gain, and Murray capped the drive with a two-yard push into the endzone.

On Tennessee's next drive, Mariota was intercepted by Texans safety Quintin Demps at the Houston 35-yard-line, but on the very next play, cornerback Jason McCourty snagged a pass away from Texans receiver DeAndre Hopkins. The Titans turned the takeaway into points on a one-yard leap over the goal-line pile by Murray.

After a Houston field goal in the closing seconds of the first half, kicker Ryan Succop tied the game on a 26-yard field goal in the third quarter. Those would prove to be the Titans' final points of the day. They punted their next drive, which Fuller returned for the game-winning score, and could not find the end zone again, despite keeping the Houston offense scoreless in the second half.

Former Texan Andre Johnson had a team-best three receptions for 33 yards.

SCORING

	1	2	3	4	OT	Final
Tennessee	3	14	3	0	0	20
Houston	14	6	7	0	0	27

TEAM	SCORING PLAY	TIME
Texans	C.Fiedorowicz 14 yd. pass from B.Osweiler (N.Novak kick)	1-10:31
Texans	W.Fuller 5 yd. pass from B.Osweiler (N.Novak kick)	1-5:34
Titans	R.Succop 48 yd. Field Goal	1-2:36
Texans	N.Novak 53 yd. Field Goal	2-13:42
Titans	D.Murray 2 yd. run (R.Succop kick)	2-11:21
Titans	D.Murray 1 yd. run (R.Succop kick)	2-2:28
Texans	N.Novak 45 yd. Field Goal	2-0:07
Titans	R.Succop 26 yd. Field Goal	3-7:04
Texans	W.Fuller 67 yd. punt return (N.Novak kick)	3-0:56

Missed FGs: N. Novak (48WR)

Attendance: 71,815

Time of Game: 3:08

Weather: Indoors

Referee: Clete Blakeman



TEAM STATISTICS

	Titans	Texans
TOTAL FIRST DOWNS	16	21
THIRD DOWN EFFICIENCY	7-15-47%	5-12-42%
FOURTH DOWN EFFICIENCY	0-1-0%	0-1-0%
TOTAL NET YARDS	320	359
Plays - Avg.	62-5.2	62-5.8
NET YARDS RUSHING	124	115
Rushes - Avg.	32-3.9	24-4.8
NET YARDS PASSING	196	244
Sacked - Yards Lost	1-6	1-10
PASS ATT-COMP-INT	29-13-1	37-25-2
PUNTS - Avg.	5-51.4	3-50.0
PUNT RETURNS - Yards	3-27	3-84
KICKOFF RETURNS - Yards	5-116	1-28
INTERCEPTIONS - Yards	2-6	1-6
PENALTIES - Yards	11-93	6-59
FUMBLES - Lost	1-0	0-0
TOUCHDOWNS	2	3
EXTRA POINTS Made-Attempts	2-2	3-3
FIELD GOALS Made-Attempts	2-2	2-3
RED ZONE EFFICIENCY	2-3-67%	2-2-100%
GOAL TO GO EFFICIENCY	2-3-67%	1-1-100%
SAFETIES	0	0
GIVEAWAYS	1	2
TAKEAWAYS	2	1
TIME OF POSSESSION	31:42	28:18

TITANS STARTERS

OFFENSE		DEFENSE	
WR 13	K.Wright	DE 90	D.Jones
TE 82	D.Walker	NT 96	A.Woods
LT 77	T.Lewan	DT 99	J.Casey
LG 67	Q.Spain	OLB 91	D.Morgan
C 60	B.Jones	ILB 59	W.Woodyard
RG 64	J.Kline	ILB 54	A.Williamson
RT 78	J.Conklin	OLB 98	B.Orakpo
WR 19	T.Sharpe	CB 20	P.Cox
QB 8	M.Mariota	SS 24	D.Stafford
WR 81	A.Johnson	FS 25	R.Johnson
RB 29	D.Murray	CB 30	J.McCourty

TEXANS STARTERS

OFFENSE		DEFENSE	
WR 10	D.Hopkins	RDE 90	J.Clowney
LT 74	C.Clark	NT 75	V.Wiilfork
LG 71	X.Su'a-Filo	LDE 95	C.Covington
C 65	G.Mancz	SAM 59	W.Mercilus
RG 79	J.Allen	MIKE 56	B.Cushing
RT 72	D.Newton	WILL 55	B.McKinney
TE 87	C.Fiedorowicz	CB 30	K.Johnson
WR 15	W.Fuller	RCB 25	K.Jackson
QB 17	B.Osweiler	LCB 24	J.Joseph
T 63	K.Lamm	SS 27	Q.Demps
RB 26	L.Miller	FS 29	A.Hal

TITANS INDIVIDUAL STATISTICS

Rushing	Att	Yds	Avg	Lg	TD
D.Murray	25	95	3.8	14	2
M.Mariota	4	20	5.0	9	0
D.Henry	3	9	3.0	6	0
Total	32	124	3.9	14	2

Passing	Att	Cmp	Yds	TD	Lg	IN	Rt
M.Mariota	29	13	202	0	60	1	54.1
Total	29	13	202	0	60	1	54.1

Receiving	Att	Yds	Avg	Lg	TD
A.Johnson	3	33	11.0	20	0
R.Matthews	2	82	41.0	60	0
D.Walker	2	34	17.0	24	0
D.Murray	2	24	12.0	14	0
T.Sharpe	2	15	7.5	10	0
K.Wright	2	14	7.0	11	0
Total	13	202	15.5	60	0

Interceptions	No	Yds	Avg	Lg	TD
J.McCourty	1	6	6.0	6	0
P.Cox	1	0	0.0	0	0
Total	2	6	3.0	6	0

Leading Tacklers (Coaching Totals)
A.Williamson 15-9-6, R.Johnson 7-6-1, D.Stafford 7-6-1.

Sacks: B.Orakpo 1.
FF: None. **FR:** None.

TEXANS INDIVIDUAL STATISTICS

Rushing	Att	Yds	Avg	Lg	TD
L.Miller	19	82	4.3	14	0
A.Blue	3	19	6.3	17	0
B.Osweiler	1	14	14.0	14	0
J.Prosch	1	0	0.0	0	0
Total	24	115	4.8	17	0

Passing	Att	Cmp	Yds	TD	Lg	IN	Rt
B.Osweiler	37	25	254	2	45	2	82.5
Total	37	25	254	2	45	2	82.5

Receiving	Att	Yds	Avg	Lg	TD
W.Fuller	7	81	11.6	28	1
J.Strong	5	31	6.2	9	0
C.Fiedorowicz	4	48	12.0	18	1
R.Griffin	3	54	18.0	45	0
L.Miller	3	26	8.7	11	0
J.Prosch	1	6	6.0	6	0
D.Hopkins	1	4	4.0	4	0
A.Blue	1	4	4.0	4	0
Total	25	254	10.2	45	2

Interceptions	No	Yds	Avg	Lg	TD
Q.Demps	1	6	6.0	6	0
Total	1	6	6.0	6	0

Leading Tacklers (Press Box Totals)
B.McKinney 9-6-3, W.Mercilus 7-5-2, J.Joseph 5-5-0, Q.Demps 5-4-1.

Sacks: J.Clowney 1.
FF: B.McKinney 1. **FR:** None.

2016 TITANS GAME-BY-GAME SUMMARIES



Titans 30, Dolphins 17

Week 5 • Sunday, Oct. 9, 2016 • 1:00 EDT • Hard Rock Stadium



GAME RECAP

Behind 398 total yards of offense and six sacks from the defense, the Titans engineered a 30-17 win over the Miami Dolphins at Hard Rock Stadium to improve to 2-3 on the season and 2-1 on the road.

Quarterback Marcus Mariota completed 20-of-29 passes for 163 yards, three touchdowns and no interceptions for a 117.5 rating on the day. He also added 60 yards on the ground and a rushing score—the Titans' first of the day—with 0:23 left to play in the first quarter.

The teams went score-for-score in the second quarter, first as Dolphins receiver Jakeem Grant returned a punt 74 yards for a touchdown. The Titans responded with a 12-play, 76-yard drive, finished by a five-yard touchdown pass from Mariota to receiver Andre Johnson. Miami answered on its ensuing drive as running back Jay Ajayi punched in a four-yard run to draw even at 14-14.

With two minutes remaining in the first half, Mariota, with help from receivers Tajaé Sharpe and Rishard Matthews, marched the offense 75 yards and hit tight end Delanie Walker for a 20-yard, go-ahead touchdown.

The Titans' defense shut down Miami in the second half, as cornerback Jason McCourty and safety Daimion Stafford each recorded interceptions and four of Tennessee's six sacks leveled Dolphins quarterback Ryan Tannehill in the final two stanzas.

Although Miami added one touchdown in the third quarter, kicker Ryan Succop's 40-yard field goal and a four-yard touchdown from Mariota to Matthews kept Tennessee in control. Running back DeMarco Murray contributed 121 yards on the ground as the Titans out-gained the Dolphins 398-to-200 yards on offense.

SCORING

	1	2	3	4	OT	Final
Tennessee	7	14	3	6	0	30
Miami	0	14	3	0	0	17

TEAM	SCORING PLAY	TIME
Titans	M.Mariota 5 yd. run (R.Succop kick)	1-0:23
Dolphins	J.Grant 74 yd. punt return (A.Franks kick)	2-12:23
Titans	A.Johnson 5 yd. pass from M.Mariota (R.Succop kick)	2-5:30
Dolphins	J.Ajayi 4 yd. run (A.Franks kick)	2-2:00
Titans	D.Walker 20 yd. pass from M.Mariota (R.Succop kick)	2-0:47
Titans	R.Succop 40 yd. Field Goal	3-10:33
Dolphins	A.Franks 24 yd. Field Goal	3-5:10
Titans	R.Matthews 4 yd. pass from M.Mariota (kick blocked)	4-8:23

Missed FGs: None

Attendance: 64,425

Time of Game: 2:51

Weather: Partly Cloudy, 88° F, wind from NNE 15 mph

Referee: Craig Wrolstad



TEAM STATISTICS

	Titans	Dolphins
TOTAL FIRST DOWNS	23	8
THIRD DOWN EFFICIENCY	5-12-42%	4-11-36%
FOURTH DOWN EFFICIENCY	0-1-0%	0-0-0%
TOTAL NET YARDS	398	200
Plays - Avg.	70-5.7	41-4.9
NET YARDS RUSHING	235	51
Rushes - Avg.	41-5.7	17-3.0
NET YARDS PASSING	163	149
Sacked - Yards Lost	0-0	6-42
PASS ATT-COMP-INT	29-20-0	18-12-2
PUNTS - Avg.	5-35.0	6-49.7
PUNT RETURNS - Yards	4-20	2-86
KICKOFF RETURNS - Yards	1-20	2-47
INTERCEPTIONS - Yards	2-5	0-0
PENALTIES - Yards	5-40	8-83
FUMBLES - Lost	1-0	0-0
TOUCHDOWNS	4	2
EXTRA POINTS Made-Attempts	3-4	2-2
FIELD GOALS Made-Attempts	1-1	1-1
RED ZONE EFFICIENCY	3-3-100%	1-2-50%
GOAL TO GO EFFICIENCY	3-3-100%	1-1-100%
SAFETIES	0	0
GIVEAWAYS	0	2
TAKEAWAYS	2	0
TIME OF POSSESSION	36:44	23:16

TITANS STARTERS

OFFENSE			DEFENSE		
WR 81	A.Johnson	DE 97	K.Klug		
TE 80	A.Fasano	NT 90	D.Jones		
LT 77	T.Lewan	DT 99	J.Casey		
LG 67	Q.Spain	OLB 91	D.Morgan		
C 60	B.Jones	ILB 59	W.Woodyard		
RG 64	J.Kline	ILB 54	A.Williamson		
RT 78	J.Conklin	OLB 98	B.Orakpo		
WR 19	T.Sharpe	CB 20	P.Cox		
QB 8	M.Mariota	SS 24	D.Stafford		
RB 22	D.Henry	FS 25	R.Johnson		
RB 29	D.Murray	CB 30	J.McCourty		

DOLPHINS STARTERS

OFFENSE			DEFENSE		
WR 10	K.Stills	DE 98	J.Jones		
LT 77	B.Turner	DT 93	N.Suh		
LG 63	Dal.Thomas	DT 97	J.Phillips		
C 51	M.Pouncey	DE 94	M.Williams		
RG 74	J.Bushrod	LB 56	D.Butler		
RT 70	J.James	LB 47	K.Alonso		
TE 80	D.Sims	LB 46	N.Hewitt		
QB 17	R.Tannehill	CB 41	B.Maxwell		
RB 23	J.Ajayi	CB 36	T.Lippett		
WR 14	J.Landry	S 24	I.Abul-Quddus		
TE 48	M.Gray	S 20	R.Jones		

TITANS INDIVIDUAL STATISTICS

Rushing	Att	Yds	Avg	Lg	TD
D.Murray	27	121	4.5	14	0
M.Mariota	7	60	8.6	21	1
D.Henry	7	54	7.7	22	0
Total	41	235	5.7	22	1

Passing	Att	Cmp	Yds	TD	Lg	IN	Rt
M.Mariota	29	20	163	3	29	0	117.5
Total	29	20	163	3	29	0	117.5

Receiving	Att	Yds	Avg	Lg	TD
D.Walker	5	66	13.2	29	1
D.Murray	5	16	3.2	7	0
R.Matthews	4	32	8.0	11	1
T.Sharpe	2	17	8.5	9	0
A.Johnson	2	13	6.5	8	1
A.Fasano	1	10	10.0	10	0
K.Wright	1	9	9.0	9	0
Total	20	163	8.2	29	3

Interceptions	No	Yds	Avg	Lg	TD
D.Stafford	1	4	4.0	4	0
J.McCourty	1	1	1.0	1	0
Total	2	5	2.5	4	0

Leading Tacklers (Coaching Totals)
 B.Orakpo 8-5-3, S.Spence 8-5-3, A.Williamson 8-3-5.

Sacks: J.Casey 2, D.Morgan 2, B.Orakpo 2.
FF: None. **FR:** None.

DOLPHINS INDIVIDUAL STATISTICS

Rushing	Att	Yds	Avg	Lg	TD
J.Ajayi	13	42	3.2	9	1
K.Drake	2	4	2.0	6	0
D.Williams	1	3	3.0	3	0
J.Landry	1	2	2.0	2	0
Total	17	51	3.0	9	1

Passing	Att	Cmp	Yds	TD	Lg	IN	Rt
R.Tannehill	18	12	191	0	58	2	62.3
Total	18	12	191	0	58	2	62.3

Receiving	Att	Yds	Avg	Lg	TD
J.Landry	3	28	9.3	11	0
D.Parker	2	70	35.0	50	0
D.Williams	2	67	33.5	58	0
K.Drake	2	16	8.0	9	0
D.Jones	2	4	2.0	5	0
D.Sims	1	6	6.0	6	0
Total	12	191	15.9	58	0

Interceptions	No	Yds	Avg	Lg	TD
None					
Total	0	0	--	--	0

Leading Tacklers (Press Box Totals)
 K.Alonso 12-8-4, T.Lippett 9-8-1, D.Butler 6-4-2, R.Jones 6-3-3.

Sacks: None.
FF: B.Maxwell 1. **FR:** None.

2016 TITANS GAME-BY-GAME SUMMARIES



Titans 28, Browns 26 Week 6 • Sunday, Oct. 16, 2016 • 12:00 CDT • Nissan Stadium



GAME RECAP

For the first time since 2013, the Titans posted back-to-back victories and matched their 2015 win total, holding off a late rally to topple the winless Cleveland Browns 28-26 at Nissan Stadium and move to 3-3 on the season.

The Titans hit the ground running on the opening drive, as quarterback Marcus Mariota sprinted 41 yards downfield on the first play of the game, and capped the drive with an 11-yard touchdown pass to wide receiver Rishard Matthews.

The Tennessee defense, which tallied six sacks for the second-straight game, limited the Browns to two field goals in the first quarter. The Titans capitalized on the momentum early in the second stanza when Mariota connected with wide receiver Kendall Wright, who made a diving catch at the goal line, for a 48-yard touchdown.

Cleveland answered in the closing minute of the half, as quarterback Cody Kessler found receiver Terrelle Pryor, Sr. for a seven-yard score to close the gap to 14-13.

Mariota and Matthews connected again in the Titans' first drive of the third quarter, this time for a 43-yard grab to set up a three-yard touchdown run by DeMarco Murray. The Titans furthered their lead early in the fourth quarter, constructing a 12-play, 80-yard drive—including three third-down catches by Wright to move the chains—and closing with a 15-yard touchdown from Mariota to tight end Anthony Fasano.

Despite trailing 28-13 with 6:43 to play, the Browns would not be deterred. Kessler directed Cleveland 75 yards for a score, finding Pryor again, but the two-point conversion attempt came up short. After recovering an onside kick, the Browns scored again with 27 seconds remaining. Their next onside kick attempt rolled out of bounds, however, effectively sealing the Titans' win.

SCORING

	1	2	3	4	OT	Final
Cleveland	6	7	0	13	0	26
Tennessee	7	7	7	7	0	28

TEAM	SCORING PLAY	TIME
Titans	R.Matthews 11 yd. pass from M.Mariota (R.Succop kick)	1-10:37
Browns	C.Parkey 45 yd. Field Goal	1-8:47
Browns	C.Parkey 37 yd. Field Goal	1-2:08
Titans	K.Wright 48 yd. pass from M.Mariota (R.Succop kick)	2-11:51
Browns	T.Pryor 7 yd. pass from C.Kessler (C.Parkey kick)	2-0:40
Titans	D.Murray 3 yd. run (R.Succop kick)	3-9:33
Titans	A.Fasano 15 yd. pass from M.Mariota (R.Succop kick)	4-6:43
Browns	T.Pryor 5 yd. pass from C.Kessler (pass failed)	4-2:07
Browns	D.Johnson 1 yd. run (C.Parkey kick)	4-0:27

Missed FGs: R.Succop (58WR)

Attendance: 60,897

Time of Game: 3:12

Weather: Sunny, 75° F, wind from SSW 10 mph

Referee: Carl Cheffers



TEAM STATISTICS

	Browns	Titans
TOTAL FIRST DOWNS	16	19
THIRD DOWN EFFICIENCY	3-14-21%	7-13-54%
FOURTH DOWN EFFICIENCY	2-2-100%	0-0-0%
TOTAL NET YARDS	341	407
Plays - Avg.	63-5.4	57-7.1
NET YARDS RUSHING	40	137
Rushes - Avg.	15-2.7	31-4.4
NET YARDS PASSING	301	270
Sacked - Yards Lost	6-36	2-14
PASS ATT-COMP-INT	42-27-0	24-17-1
PUNTS - Avg.	7-50.9	5-45.0
PUNT RETURNS - Yards	2-6	5-30
KICKOFF RETURNS - Yards	1-19	0-0
INTERCEPTIONS - Yards	1-0	0-0
PENALTIES - Yards	11-69	7-96
FUMBLES - Lost	0-0	0-0
TOUCHDOWNS	3	4
EXTRA POINTS Made-Attempts	2-3	4-4
FIELD GOALS Made-Attempts	2-2	0-1
RED ZONE EFFICIENCY	3-4-75%	3-3-100%
GOAL TO GO EFFICIENCY	2-2-100%	2-2-100%
SAFETIES	0	0
GIVEAWAYS	0	1
TAKEAWAYS	1	0
TIME OF POSSESSION	28:59	31:01

BROWNS STARTERS

OFFENSE		DEFENSE	
TE 89	C.Hamlett	DE 98	J.Meder
LT 73	J.Thomas	NT 55	D.Shelton
LG 78	A.Bailey	OLB 90	E.Ogbah
C 74	C.Erving	OLB 57	C.Johnson
RG 77	J.Greco	ILB 56	D.Davis
RT 67	A.Pasztor	ILB 58	C.Kirksey
TE 82	G.Barnidge	OLB 53	J.Schobert
WR 11	T.Pryor	CB 20	B.Boddy-Calhoun
QB 6	C.Kessler	FS 33	J.Poyer
RB 34	I.Crowell	SS 24	I.Campbell
RB 29	D.Johnson	CB 21	J.Taylor

TITANS STARTERS

OFFENSE		DEFENSE	
WR 81	A.Johnson	DE 97	K.Klug
TE 82	D.Walker	NT 90	D.Jones
LT 77	T.Lewan	DT 99	J.Casey
LG 67	Q.Spain	OLB 91	D.Morgan
C 60	B.Jones	ILB 59	W.Woodyard
RG 64	J.Kline	ILB 54	A.Williamson
RT 78	J.Conklin	OLB 98	B.Orakpo
TE 80	A.Fasano	S 24	D.Stafford
TE 71	D.Kelly	SS 21	D.Searcy
QB 8	M.Mariota	FS 25	R.Johnson
RB 29	D.Murray	CB 30	J.McCourt

BROWNS INDIVIDUAL STATISTICS

Rushing	Att	Yds	Avg	Lg	TD
D.Johnson	4	18	4.5	6	1
I.Crowell	9	16	1.8	11	0
T.Pryor	1	3	3.0	3	0
C.Kessler	1	3	3.0	3	0
Total	15	40	2.7	11	1

Passing	Att	Cmp	Yds	TD	Lg	IN	Rt
C.Kessler	41	26	336	2	43	0	105.3
T.Pryor	1	1	1	0	1	0	79.2
Total	42	27	337	2	43	0	105.0

Receiving	Att	Yds	Avg	Lg	TD
T.Pryor	9	75	8.3	16	2
R.Louis	5	65	13.0	42	0
D.Johnson	4	56	14.0	28	0
G.Barnidge	3	59	19.7	43	0
A.Hawkins	3	48	16.0	22	0
I.Crowell	2	20	10.0	11	0
R.Higgins	1	14	14.0	14	0
Total	27	337	12.5	43	2

Interceptions	No	Yds	Avg	Lg	TD
T.Williams	1	0	0.0	0	0
Total	1	0	0.0	0	0

Leading Tacklers (Press Box Totals)
B.Boddy-Calhoun 7-6-1, D.Davis 7-5-2, D.Shelton 5-5-0, C.Kirksey 5-2-3.

Sacks: E.Ogbah 1, D.Shelton 1.
FF: None. **FR:** None.

TITANS INDIVIDUAL STATISTICS

Rushing	Att	Yds	Avg	Lg	TD
D.Murray	21	65	3.1	16	1
M.Mariota	7	64	9.1	41	0
D.Henry	2	7	3.5	4	0
T.Sharpe	1	1	1.0	1	0
Total	31	137	4.4	41	1

Passing	Att	Cmp	Yds	TD	Lg	IN	Rt
M.Mariota	24	17	284	3	48	1	132.6
Total	24	17	284	3	48	1	132.6

Receiving	Att	Yds	Avg	Lg	TD
K.Wright	8	133	16.6	48	1
R.Matthews	3	70	23.3	43	1
P.Supermaw	2	25	12.5	17	0
D.Henry	2	20	10.0	12	0
D.Walker	1	21	21.0	21	0
A.Fasano	1	15	15.0	15	1
Total	17	284	16.7	48	3

Interceptions	No	Yds	Avg	Lg	TD
None	0	0	--	--	0
Total	0	0	--	--	0

Leading Tacklers (Coaching Totals)
A.Williamson 10-6-4, P.Cox 5-5-0, S.Spence 5-4-1, Woodyard 5-3-2.

Sacks: J.Casey 1, D.Morgan 1, B.Orakpo 1, S.Spence 1, A.Williamson 1, W.Woodyard 1.
FF: None. **FR:** None.

2016 TITANS GAME-BY-GAME SUMMARIES



Titans 26, Colts 34 Week 7 • Sunday, Oct. 23, 2016 • 12:00 CDT • Nissan Stadium



GAME RECAP

Despite holding a three-point advantage deep into the fourth quarter, the Titans could not withstand a late scoring surge from the Colts, dropping a 34-26 decision to AFC South-rival Indianapolis at Nissan Stadium.

After trailing by a two-score deficit in the first half, the Titans battled back to take a 23-20 lead on a 48-yard Ryan Succop field goal with 6:02 remaining in the game. In response, Colts quarterback Andrew Luck directed his team 70 yards, finding tight end Jack Doyle for the go-ahead touchdown with 2:00 to play. On the next play from scrimmage, Colts defensive tackle T.Y. McGill strip-sacked Titans quarterback Marcus Mariota and linebacker Robert Mathis recovered, returning the fumble 14 yards for a touchdown and sealing the Colts' 10th-straight victory over the Titans.

The Titans started the game with a 78-yard drive on their opening possession and surprised the Colts when Mariota connected with tackle Taylor Lewan for a 10-yard touchdown pass. However, the Titans botched the extra point and the Colts countered with their own touchdown drive. The visitors added another score in the second quarter, followed by a 28-yard field goal by Adam Vinatieri after recovering an onside kick.

Titans running back DeMarco Murray, who tallied 107 yards on 25 attempts, punched in a one-yard touchdown run just before halftime to narrow the gap to 17-13.

Early in the fourth quarter, Mariota finished a 13-play, 75-yard drive by finding tight end Delanie Walker for a seven-yard score to tie the game at 20-20. Although not enough to oust the Colts, Succop's two field goals in the fourth quarter from 48 and 44 yards, respectively, set a new franchise record with 25 consecutive field goals made within 50 yards.

SCORING

	1	2	3	4	OT	Final
Indianapolis	7	10	3	14	0	34
Tennessee	6	7	0	13	0	26

TEAM	SCORING PLAY	TIME
Titans	T.Lewan 10 yd. pass from M.Mariota (pass failed)	1-9:14
Colts	F.Gore 3 yd. pass from A.Luck (A.Vinatieri kick)	1-4:46
Colts	T.Hilton 37 yd. pass from A.Luck (A.Vinatieri kick)	2-10:16
Colts	A.Vinatieri 28 yd. Field Goal	2-7:06
Titans	D.Murray 1 yd. run (R.Succop kick)	2-0:34
Colts	A.Vinatieri 33 yd. Field Goal	3-3:46
Titans	D.Walker 7 yd. pass from M.Mariota (R.Succop kick)	4-12:39
Titans	R.Succop 48 yd. Field Goal	4-6:02
Colts	J.Doyle 7 yd. pass from A.Luck (A.Vinatieri kick)	4-1:55
Colts	R.Mathis 14 yd. fumble return	4-1:47
Titans	R.Succop 44 yd. Field Goal	4-0:43

Missed FGs: None

Attendance: 65,470

Time of Game: 3:21

Weather: Sunny, 68° F, wind from WSW 5 mph

Referee: Jerome Boger



TEAM STATISTICS

	Colts	Titans
TOTAL FIRST DOWNS	26	26
THIRD DOWN EFFICIENCY	4-10-40%	9-15-60%
FOURTH DOWN EFFICIENCY	0-0-0%	0-0-0%
TOTAL NET YARDS	422	331
Plays - Avg.	65-6.5	68-4.9
NET YARDS RUSHING	81	124
Rushes - Avg.	24-3.4	28-4.4
NET YARDS PASSING	341	207
Sacked - Yards Lost	2-12	3-25
PASS ATT-COMP-INT	39-27-0	37-22-0
PUNTS - Avg.	4-51.0	4-47.0
PUNT RETURNS - Yards	2-18	1-7
KICKOFF RETURNS - Yards	1-31	1-19
INTERCEPTIONS - Yards	0-0	0-0
PENALTIES - Yards	12-131	6-38
FUMBLES - Lost	0-0	2-1
TOUCHDOWNS	4	3
EXTRA POINTS Made-Attempts	4-4	2-3
FIELD GOALS Made-Attempts	2-2	2-2
RED ZONE EFFICIENCY	2-4-50%	3-3-100%
GOAL TO GO EFFICIENCY	2-3-67%	2-2-100%
SAFETIES	0	0
GIVEAWAYS	0	1
TAKEAWAYS	1	0
TIME OF POSSESSION	32:30	27:30

COLTS STARTERS

OFFENSE		DEFENSE	
WR 80	C.Rogers	DE 90	K.Langford
LT 74	A.Castonzo	NT 54	D.Parry
LG 73	J.Haeg	DT 97	A.Jones
C 78	R.Kelly	SLB 93	E.Walden
RG 71	D.Good	MIKE 52	D.Jackson
RT 76	J.Reitz	WILL 57	J.McNary
TE 86	E.Swoope	RUSH98	R.Mathis
WR 13	T.Hilton	LCB 25	P.Robinson
QB 12	A.Luck	SS 29	M.Adams
TE 84	J.Doyle	FS 26	C.Geathers
RB 23	F.Gore	RCB 21	V.Davis

TITANS STARTERS

OFFENSE		DEFENSE	
WR 81	A.Johnson	DE 90	D.Jones
TE 82	D.Walker	NT 96	A.Woods
LT 77	T.Lewan	DT 99	J.Casey
LG 67	Q.Spain	OLB 91	D.Morgan
C 60	B.Jones	ILB 59	W.Woodyard
RG 64	J.Kline	ILB 54	A.Williamson
RT 78	J.Conklin	OLB 98	B.Orakpo
TE 71	D.Kelly	CB 20	P.Cox
QB 8	M.Mariota	SS 21	D.Searcy
TE 80	A.Fasano	FS 25	R.Johnson
RB 29	D.Murray	CB 30	J.McCourt

COLTS INDIVIDUAL STATISTICS

Rushing	Att	Yds	Avg	Lg	TD
F.Gore	17	61	3.6	10	0
A.Luck	5	17	3.4	9	0
R.Turbin	2	3	1.5	3	0
Total	24	81	3.4	10	0

Passing	Att	Cmp	Yds	TD	Lg	IN	Rt
A.Luck	39	27	353	3	37	0	123.1
Total	39	27	353	3	37	0	123.1

Receiving	Att	Yds	Avg	Lg	TD
J.Doyle	9	78	8.7	24	1
T.Hilton	7	133	19.0	37	1
F.Gore	5	22	4.4	11	1
E.Swoope	2	51	25.5	34	0
C.Rogers	2	30	15.0	21	0
D.Street	1	20	20.0	20	0
R.Turbin	1	19	19.0	19	0
Total	27	353	13.1	37	3

Interceptions	No	Yds	Avg	Lg	TD
None					
Total	0	0	--	--	0

Leading Tacklers (Press Box Totals)

D.Jackson 9-7-2, M.Adams 8-6-2, C.Geathers 5-5-0, V.Davis 5-5-0, D.Butler 5-4-1.

Sacks: A.Ayers 1, T.McGill 1, E.Walden 1.

FF: T.McGill 1. FR: R.Mathis 1.

TITANS INDIVIDUAL STATISTICS

Rushing	Att	Yds	Avg	Lg	TD
D.Murray	25	107	4.3	14	1
M.Mariota	2	14	7.0	14	0
D.Henry	1	3	3.0	3	0
Total	28	124	4.4	14	1

Passing	Att	Cmp	Yds	TD	Lg	IN	Rt
M.Mariota	37	22	232	2	26	0	95.8
Total	37	22	232	2	26	0	95.8

Receiving	Att	Yds	Avg	Lg	TD
D.Walker	7	84	12.0	26	1
T.Sharpe	4	59	14.8	21	0
R.Matthews	4	37	9.3	20	0
D.Murray	3	20	6.7	13	0
K.Wright	2	12	6.0	7	0
A.Fasano	1	10	10.0	10	0
T.Lewan	1	10	10.0	10	1
Total	22	232	10.5	26	2

Interceptions	No	Yds	Avg	Lg	TD
None					
Total	0	0	--	--	0

Leading Tacklers (Press Box Totals)

A.Williamson 9-5-4, D.Stafford 6-5-1, P.Cox 4-4-0, S.Spence 4-4-0, D.Morgan 4-2-2, W.Woodyard 4-2-2.

Sacks: D.Morgan 1.5, K.Klug 0.5.

FF: None. FR: None.

2016 TITANS GAME-BY-GAME SUMMARIES



Titans 36, Jaguars 22 Week 8 • Thursday, Oct. 27, 2016 • 7:25 CDT • Nissan Stadium



GAME RECAP

Behind 494 total yards of offense and a first-half defensive shutout, the Titans rolled to a 36-22 victory over the Jacksonville Jaguars in a nationally-televised, prime-time game at Nissan Stadium to move to 4-4 at the halfway mark of the season.

In a game in which they never trailed, the Titans tallied more first-half yards than any other team in the 2016 campaign to this point and their most total yards in a game since 2009. Quarterback Marcus Mariota led the charge through the air going 18-of-22 for 270 yards, two touchdowns, no interceptions and a 148.1 rating. Running backs DeMarco Murray and Derrick Henry tag-teamed to give the Titans 214 yards and two scores on the ground, included a 123-yard rushing output by Murray.

After punting on their first drive, the Titans scored on their next six possessions, included two field goals by kicker Ryan Succop and four touchdowns. Wide receiver Kendall Wright hauled in the first score, a 36-yard pass from Mariota, and Henry and Murray each found the end zone on the following drives. Wide receiver Rishard Matthews added another touchdown on a four-yard dart from Mariota in the third quarter.

Early in the fourth quarter, the Titans put their final points on the board with a 33-yard field goal by Succop after the Jaguars muffed a punt in Tennessee territory and rookie LeShaun Sims recovered. On the Titans' next possession—and holding a 36-8 advantage with 8:02 remaining in the game—quarterback Matt Cassel replaced Mariota as the signal caller.

In addition to keeping the Jaguars scoreless in the first half, the Titans' defense held Jacksonville to 48 total rushing yards and put quarterback Blake Bortles on the ground twice with sacks by Derrick Morgan and Avery Williamson.

SCORING

	1	2	3	4	OT	Final
Jacksonville	0	0	8	14	0	22
Tennessee	3	24	6	3	0	36

TEAM	SCORING PLAY	TIME
Titans	R.Succop 32 yd. Field Goal	1-3:31
Titans	K.Wright 36 yd. pass from M.Mariota (R.Succop kick)	2-14:53
Titans	D.Henry 6 yd. run (R.Succop kick)	2-10:36
Titans	D.Murray 14 yd. run (R.Succop kick)	2-7:09
Titans	R.Succop 22 yd. Field Goal	2-0:00
Jaguars	J.Thomas 10 yd. pass from B.Bortles (B.Bortles run)	3-11:05
Titans	R.Matthews 4 yd. pass from M.Mariota (kick failed, wl)	3-6:53
Titans	R.Succop 33 yd. Field Goal	4-12:32
Jaguars	A.Hurns 5 yd. pass from B.Bortles (J.Myers kick)	4-3:11
Jaguars	B.Walters 7 yd. pass from B.Bortles (J.Myers kick)	4-0:01

Missed FGs: None
Attendance: 61,619
Time of Game: 3:08
Weather: Clear, 71° F, wind from NNW 3 mph
Referee: John Hussey



TEAM STATISTICS

	Jaguars	Titans
TOTAL FIRST DOWNS	27	25
THIRD DOWN EFFICIENCY	6-13-46%	9-15-60%
FOURTH DOWN EFFICIENCY	0-1-0%	0-0-0%
TOTAL NET YARDS	370	494
Plays - Avg.	67-5.5	66-7.5
NET YARDS RUSHING	48	214
Rushes - Avg.	11-4.4	43-5.0
NET YARDS PASSING	322	280
Sacked - Yards Lost	2-15	0-0
PASS ATT-COMP-INT	54-33-0	23-19-0
PUNTS - Avg.	6-45.8	4-38.8
PUNT RETURNS - Yards	2-0	1-9
KICKOFF RETURNS - Yards	2-45	1-4
INTERCEPTIONS - Yards	0-0	0-0
PENALTIES - Yards	7-75	7-54
FUMBLES - Lost	2-1	1-0
TOUCHDOWNS	3	4
EXTRA POINTS Made-Attempts	3-3	3-4
FIELD GOALS Made-Attempts	0-0	3-3
RED ZONE EFFICIENCY	3-4-75%	3-6-50%
GOAL TO GO EFFICIENCY	3-3-100%	1-3-33%
SAFETIES	0	0
GIVEAWAYS	1	0
TAKEAWAYS	0	1
TIME OF POSSESSION	25:35	34:25

JAGUARS STARTERS

OFFENSE		DEFENSE	
WR 15	A.Robinson	LEO 91	Y.Ngakoue
TE 80	J.Thomas	DT 90	M.Jackson
LT 68	K.Beachum	DT 95	A.Jones
LG 77	P.Omahem	DE 93	T.Alualu
C 65	B.Linder	WLB 50	T.Smith
RG 60	A.Cann	MLB 51	P.Posluszny
RT 78	J.Parnell	OTTO 44	M.Jack
TE 89	M.Lewis	LCB 22	A.Colvin
WR 88	A.Hurns	FS 39	T.Gipson
QB 5	B.Bortles	SS 37	J.Cyprien
RB 24	T.Yeldon	RCB 20	J.Ramsey

TITANS STARTERS

OFFENSE		DEFENSE	
WR 18	R.Matthews	DE 90	D.Jones
TE 82	D.Walker	NT 96	A.Woods
LT 77	T.Lewan	DT 99	J.Casey
LG 62	B.Schwenke	OLB 91	D.Morgan
C 60	B.Jones	ILB 59	W.Woodyard
RG 64	J.Kline	ILB 54	A.Williamson
RT 78	J.Conklin	OLB 98	B.Orakpo
TE 80	A.Fasano	CB 23	B.McCain
QB 8	M.Mariota	SS 21	D.Searcy
TE 89	P.Supernaw	FS 24	D.Stafford
RB 29	D.Murray	CB 30	J.McCourt

JAGUARS INDIVIDUAL STATISTICS

Rushing	Att	Yds	Avg	Lg	TD
B.Bortles	4	22	5.5	12	0
T.Yeldon	3	20	6.7	12	0
C.Ivory	4	6	1.5	4	0
Total	11	48	4.4	12	0

Passing	Att	Cmp	Yds	TD	Lg	IN	Rt
B.Bortles	54	33	337	3	31	0	97.5
Total	54	33	337	3	31	0	97.5

Receiving	Att	Yds	Avg	Lg	TD
A.Hurns	7	98	14.0	31	1
A.Robinson	6	70	11.7	21	0
B.Koyack	5	41	8.2	14	0
T.Yeldon	4	36	9.0	12	0
M.Lewis	4	23	5.8	9	0
J.Thomas	3	28	9.3	10	1
B.Walters	2	14	7.0	7	1
M.Lee	1	21	21.0	21	0
C.Ivory	1	6	6.0	6	0
Total	33	337	10.2	31	3

Interceptions	No	Yds	Avg	Lg	TD
None					
Total	0	0	--	--	0

Leading Tacklers (Press Box Totals)
 T.Smith 15-10-5, J.Cyprien 12-4-8, P.Posluszny 10-6-4.

Sacks: None.
FF: None. **FR:** None.

TITANS INDIVIDUAL STATISTICS

Rushing	Att	Yds	Avg	Lg	TD
D.Murray	21	123	5.9	22	1
D.Henry	16	60	3.8	15	1
K.Wright	1	15	15.0	15	0
M.Mariota	3	11	3.7	7	0
D.Walker	1	3	3.0	3	0
M.Cassel	1	2	2.0	2	0
Total	43	214	5.0	22	2

Passing	Att	Cmp	Yds	TD	Lg	IN	Rt
M.Mariota	22	18	270	2	47	0	0148.1
M.Cassel	1	1	10	0	10	0	0108.3
Total	23	19	280	2	47	0	0146.4

Receiving	Att	Yds	Avg	Lg	TD
K.Wright	4	84	21.0	36	1
D.Walker	4	75	18.8	47	0
R.Matthews	4	38	9.5	16	1
D.Henry	4	37	9.3	15	0
P.Supernaw	1	30	30.0	30	0
T.Sharpe	1	11	11.0	11	0
D.Murray	1	5	5.0	5	0
Total	19	280	14.7	47	2

Interceptions	No	Yds	Avg	Lg	TD
None					
Total	0	0	--	--	0

Leading Tacklers (Coaching Totals)
 J.McCourt 8-8-0, A.Williamson 8-6-2, S.Spence 6-1-5, W.Woodyard 6-1-5.

Sacks: D.Morgan 1, A.Williamson 1.
FF: None. **FR:** None.

2016 TITANS GAME-BY-GAME SUMMARIES



Titans 35, Chargers 43

Week 9 • Sunday, Nov. 6, 2016 • 1:25 PST • Qualcomm Stadium



GAME RECAP

The Titans, who put up 35 points in consecutive weeks for the first time since the 2004 season, could not overcome their three turnovers, including two returned for scores, and fell to the San Diego Chargers, 43-35, at Qualcomm Stadium.

The Chargers jumped out to an early 16-0 lead, as quarterback Philip Rivers directed two touchdown drives, finding Antonio Gates for a 13-yard score and receiver Tyrell Williams for a six-yard strike. Kicker Josh Lambo also added a 32-yard field goal, while the San Diego defense forced consecutive Titans three-and-outs.

The Titans were undeterred, however, as quarterback Marcus Mariota directed an eight-play, 75-yard drive and connected with receiver Rishard Matthews for a 16-yard score. Although Lambo drilled a 23-yard field goal for the Chargers, the Titans responded with another touchdown drive in the final 1:23 of the first half, with Mariota finding Matthews again for a seven-yard strike in the corner of the end zone.

Entering the second half with the momentum, Mariota used his receiving core to reach the red zone on the opening drive and then scrambled on second-and-10 at the 14-yard line, diving for the pylon and giving Tennessee its first lead of the day, 21-19.

The Chargers regained the lead on a one-yard touchdown run by running back Melvin Gordon, who totaled 196 yards on the ground on the day. As the Titans were looking for an answer, Chargers safety Dwight Lowery recovered a Mariota fumble, forced by linebacker Melvin Ingram, and returned the ball 36 yards for a score.

Although tight end Delanie Walker hauled in an eight-yard touchdown pass from Mariota with 9:55 remaining in the game, Lambo's third field goal from 36 yards out and another Tennessee turnover for points—a 33-yard interception return by cornerback Brandon Flowers with five minutes on the clock—sealed the win for San Diego.

SCORING

	1	2	3	4	OT	Final
Tennessee	0	14	7	14	0	35
San Diego	9	10	14	10	0	43

TEAM	SCORING PLAY	TIME
Chargers	A.Gates 13 yd. pass from P.Rivers (kick failed, wr)	1-10:02
Chargers	J.Lambo 32 yd. Field Goal	1-4:11
Chargers	Ty.Williams 6 yd. pass from P.Rivers (J.Lambo kick)	2-14:18
Titans	R.Matthews 16 yd. pass from M.Mariota (R.Succop kick)	2-11:14
Chargers	J.Lambo 23 yd. Field Goal	2-1:32
Titans	R.Matthews 7 yd. pass from M.Mariota (R.Succop kick)	2-0:14
Titans	M.Mariota 14 yd. run (R.Succop kick)	3-12:19
Chargers	M.Gordon 1 yd. run (J.Lambo kick)	3-5:28
Chargers	D.Lowery 36 yd. fumble return (J.Lambo kick)	3-2:31
Titans	D.Walker 8 yd. pass from M.Mariota (R.Succop kick)	4-9:51
Chargers	J.Lambo 36 yd. Field Goal	4-6:05
Chargers	B.Flowers 33 yd. interception return (J.Lambo kick)	4-4:51
Titans	D.Murray 1 yd. run (R.Succop kick)	4-2:45

Missed FGs: None

Attendance: 52,281

Time of Game: 3:20

Weather: Partly Cloudy, 76° F, wind from W 6 mph

Referee: Brad Allen



TEAM STATISTICS

	Titans	Chargers
TOTAL FIRST DOWNS	24	31
THIRD DOWN EFFICIENCY	5-11-45%	5-11-45%
FOURTH DOWN EFFICIENCY	1-1-100%	0-0-0%
TOTAL NET YARDS	393	476
Plays - Avg.	62-6.3	73-6.5
NET YARDS RUSHING	80	208
Rushes - Avg.	19-4.2	39-5.3
NET YARDS PASSING	313	268
Sacked - Yards Lost	0-0	1-7
PASS ATT-COMP-INT	43-27-2	33-24-0
PUNTS - Avg.	4-45.5	3-46.7
PUNT RETURNS - Yards	1-0	2-3
KICKOFF RETURNS - Yards	2-52	0-0
INTERCEPTIONS - Yards	0-0	2-58
PENALTIES - Yards	8-57	14-107
FUMBLES - Lost	2-1	0-0
TOUCHDOWNS	5	5
EXTRA POINTS Made-Attempts	5-5	4-5
FIELD GOALS Made-Attempts	0-0	3-3
RED ZONE EFFICIENCY	5-5-100%	3-7-43%
GOAL TO GO EFFICIENCY	3-3-100%	2-3-67%
SAFETIES	0	0
GIVEAWAYS	3	0
TAKEAWAYS	0	3
TIME OF POSSESSION	23:31	36:29

TITANS STARTERS

OFFENSE		DEFENSE	
TE 82	D.Walker	DE 90	D.Jones
TE 80	A.Fasano	DT 99	J.Casey
LT 77	T.Lewan	OLB 91	D.Morgan
LG 62	B.Schwenke	ILB 55	S.Spence
C 60	B.Jones	ILB 54	A.Williamson
RG 64	J.Kline	OLB 98	B.Orakpo
RT 78	J.Conklin	CB 20	P.Cox
TE 71	D.Kelly	CB 23	B.McCain
WR 13	K.Wright	SS 21	D.Searcy
QB 8	M.Mariota	FS 24	D.Stafford
RB 29	D.Murray	CB 30	J.McCourtay

CHARGERS STARTERS

OFFENSE		DEFENSE	
WR 15	D.Inman	DE 99	J.Bosa
LT 77	K.Dunlap	NT 92	B.Mebane
LG 74	O.Franklin	DT 71	D.Square
C 68	M.Slauson	DT 94	C.Liuget
RG 76	D.Flucker	OLB 54	M.Ingram
RT 72	J.Barksdale	ILB 56	K.Toomer
TE 85	A.Gates	ILB 51	K.Emanuel
WR 12	T.Benjamin	LCB 24	B.Flowers
WR 16	Ty.Williams	RCB 26	C.Hayward
QB 17	P.Rivers	SS 31	A.Phillips
RB 28	M.Gordon	FS 20	D.Lowery

TITANS INDIVIDUAL STATISTICS

Rushing	Att	Yds	Avg	Lg	TD
D.Murray	14	51	3.6	13	1
A.Andrews	2	15	7.5	9	0
M.Mariota	3	14	4.7	14	1
Total	19	80	4.2	14	2

Passing	Att	Cmp	Yds	TD	Lg	IN	Rt
M.Mariota	43	27	313	3	48	2	88.6
Total	43	27	313	3	48	2	88.6

Receiving	Att	Yds	Avg	Lg	TD
D.Murray	7	29	4.1	10	0
R.Matthews	6	63	10.5	16	2
D.Walker	5	42	8.4	20	1
T.Sharpe	4	58	14.5	29	0
K.Wright	2	64	32.0	48	0
H.Douglas	2	48	24.0	27	0
A.Fasano	1	9	9.0	9	0
Total	27	313	11.6	48	3

Interceptions	No	Yds	Avg	Lg	TD
None					
Total	0	0	--	--	0

Leading Tacklers (Coaching Totals)

K.Byard 10-5-5, W.Woodyard 10-6-4, A.Williamson 10-4-6.

Sacks: W.Woodyard 1.

FF: None. FR: None.

CHARGERS INDIVIDUAL STATISTICS

Rushing	Att	Yds	Avg	Lg	TD
M.Gordon	32	196	6.1	47	1
K.Farrow	4	15	3.8	5	0
P.Rivers	3	-3	-1.0	0	0
Total	39	208	5.3	47	1

Passing	Att	Cmp	Yds	TD	Lg	IN	Rt
P.Rivers	33	24	275	2	35	0	117.6
Total	33	24	275	2	35	0	117.6

Receiving	Att	Yds	Avg	Lg	TD
Ty.Williams	6	65	10.8	19	1
D.Inman	6	56	9.3	17	0
A.Gates	5	75	15.0	17	1
M.Gordon	4	65	16.3	35	0
T.Benjamin	1	5	5.0	5	0
J.Butler	1	5	5.0	5	0
K.Farrow	1	4	4.0	4	0
Total	24	275	11.5	35	2

Interceptions	No	Yds	Avg	Lg	TD
B.Flowers	1	33	33.0	33	1
C.Hayward	1	25	25.0	25	0
Total	2	58	29.0	33	1

Leading Tacklers (Press Box Totals)

K.Toomer 9-8-1, B.Flowers 5-5-0, S.Williams 5-5-0, D.Lowery 5-4-1.

Sacks: None.

FF: K.Toomer 1. FR: D.Lowery 1.

2016 TITANS GAME-BY-GAME SUMMARIES



Titans 47, Packers 25
Week 10 • Sunday, Nov. 13, 2016 • 12:00 CST • Nissan Stadium



GAME RECAP

Titans quarterback Marcus Mariota made NFL history by becoming the first player to record four-plus touchdowns in six of his first 22 games as he led Tennessee to a 47-25 win over the Green Bay Packers at Nissan Stadium.

In route to tying their highest scoring output in Nissan Stadium history, the Titans engineered a six-touchdown, 446-yard performance on offense, while the defense recorded five sacks and limited the Packers to 69 yards on the ground. Mariota went 19-of-26 for 295 yards with four touchdowns, no interceptions and a 149.8 passer rating.

On Tennessee's first play from scrimmage, running back DeMarco Murray took the ball 75 yards for a touchdown, and the Titans never looked back. Murray contributed a second touchdown minutes later, this time as the passer, finding tight end Delanie Walker in the end zone. Tight end Anthony Fasano hauled in a touchdown pass from Mariota as the Titans took a 21-0 lead in the waning seconds of the first quarter.

Packers quarterback Aaron Rodgers put Green Bay on the board in the second quarter with touchdowns to wide receiver Jordy Nelson and running back James Starks but was unable to narrow the gap to a one-score game. Mariota found wide receiver Rishard Matthews for a 32-yard score and cornerback LeShaun Sims recovered a Packers' muffed punt at the Green Bay 24-yard line to set up a touchdown pass from Mariota to wide receiver Kendall Wright.

Rodgers scrambled for a 20-yard touchdown in the third quarter, but Mariota fired a 33-yard touchdown to rookie receiver Tajaé Sharpe, the first of his NFL career.

With 9:06 remaining in the game and the Packers trailing 44-25, cornerback Perish Cox intercepted Rodgers at midfield. Kicker Ryan Succop added a 23-yard field goal to seal with win for Tennessee.

SCORING

	1	2	3	4	OT	Final
Green Bay	0	16	9	0	0	25
Tennessee	21	14	6	6	0	47

TEAM	SCORING PLAY	TIME
Titans	D.Murray 75 yd. run (R.Succop kick)	1-13:17
Titans	D.Walker 10 yd. pass from D.Murray (R.Succop kick)	1-6:58
Titans	A.Fasano 9 yd. pass from M.Mariota (R.Succop kick)	1-0:08
Packers	J.Nelson 1 yd. pass from A.Rodgers (M.Crosby kick)	2-10:49
Titans	R.Matthews 32 yd. pass from M.Mariota (R.Succop kick)	2-8:45
Packers	M.Crosby 29 yd. Field Goal	2-3:55
Titans	K.Wright 6 yd. pass from M.Mariota (R.Succop kick)	2-1:55
Packers	J.Starks 13 yd. pass from A.Rodgers (kick failed, wl)	2-0:43
Packers	A.Rodgers 20 yd. run (run failed)	3-8:53
Titans	T.Sharpe 33 yd. pass from M.Mariota (pass failed)	3-6:27
Packers	M.Crosby 38 yd. Field Goal	3-0:57
Titans	R.Succop 51 yd. Field Goal	4-9:56
Titans	R.Succop 23 yd. Field Goal	4-4:52

Missed FGs: None

Attendance: 69,116

Time of Game: 3:36

Weather: Sunny, 56° F, wind from E 3 mph

Referee: Jeff Triplette



TEAM STATISTICS

	Packers	Titans
TOTAL FIRST DOWNS	21	19
THIRD DOWN EFFICIENCY	4-15-27%	7-14-50%
FOURTH DOWN EFFICIENCY	2-4-50%	0-1-0%
TOTAL NET YARDS	402	446
Plays - Avg.	73-5.5	59-7.6
NET YARDS RUSHING	69	154
Rushes - Avg.	13-5.3	31-5.0
NET YARDS PASSING	333	292
Sacked - Yards Lost	5-46	1-13
PASS ATT-COMP-INT	55-32-2	27-20-0
PUNTS - Avg.	4-50.5	4-41.5
PUNT RETURNS - Yards	3-14	2-23
KICKOFF RETURNS - Yards	2-51	1-28
INTERCEPTIONS - Yards	0-0	2-33
PENALTIES - Yards	12-107	7-65
FUMBLES - Lost	1-1	0-0
TOUCHDOWNS	3	6
EXTRA POINTS Made-Attempts	1-3	5-6
FIELD GOALS Made-Attempts	2-2	2-2
RED ZONE EFFICIENCY	2-4-50%	3-4-75%
GOAL TO GO EFFICIENCY	1-2-50%	1-2-50%
SAFETIES	0	0
GIVEAWAYS	3	0
TAKEAWAYS	0	3
TIME OF POSSESSION	30:29	29:31

PACKERS STARTERS

OFFENSE		DEFENSE	
WR 87	J.Nelson	DE 95	D.Jones
LT 69	D.Bakhtiari	NT 98	L.Guion
LG 65	L.Taylor	DT 76	M.Daniels
C 63	C.Linsley	LOLB 53	N.Perry
RG 70	T.Lang	ILB 48	J.Thomas
RT 75	B.Bulaga	ILB 50	B.Martinez
TE 82	R.Rodgers	ROLB 56	J.Peppers
WR 18	R.Cobb	LCB 24	Q.Rollins
WR 17	D.Adams	RCB 36	L.Gunter
QB 12	A.Rodgers	SS 42	M.Burnett
RB 44	J.Starks	FS 21	H.Clinton-Dix

TITANS STARTERS

OFFENSE		DEFENSE	
WR 18	R.Matthews	DE 90	D.Jones
TE 80	A.Fasano	DT 99	J.Casey
LT 77	T.Lewan	OLB 91	D.Morgan
LG 62	B.Schwenke	ILB 55	S.Spence
C 60	B.Jones	ILB 54	A.Williamson
RG 64	J.Kline	OLB 98	B.Orakpo
RT 78	J.Conklin	CB 20	P.Cox
WR 19	T.Sharpe	SS 21	D.Searcy
QB 8	M.Mariota	FS 31	K.Byard
FB 45	J.Fowler	CB 30	J.McCourtney
RB 29	D.Murray	DB 23	B.McCain

PACKERS INDIVIDUAL STATISTICS

Rushing	Att	Yds	Avg	Lg	TD
J.Starks	7	33	4.7	11	0
A.Rodgers	3	27	9.0	20	1
T.Montgomery	3	9	3.0	5	0
Total	13	69	5.3	20	1

Passing	Att	Cmp	Yds	TD	Lg	IN	Rt
A.Rodgers	51	31	371	2	46	2	79.8
B.Hundley	4	1	8	0	8	0	39.6
Total	55	32	379	2	46	2	76.3

Receiving	Att	Yds	Avg	Lg	TD
J.Nelson	12	126	10.5	20	1
D.Adams	6	156	26.0	46	0
R.Cobb	4	31	7.8	11	0
R.Rodgers	4	27	6.8	12	0
J.Starks	3	11	3.7	13	1
T.Montgomery	2	11	5.5	8	0
G.Allison	1	17	17.0	17	0
Total	32	379	11.8	46	2

Interceptions	No	Yds	Avg	Lg	TD
None	0	0	--	--	0
Total	0	0	--	--	0

Leading Tacklers (Press Box Totals)
 B.Martinez 10-7-3, H.Clinton-Dix 7-5-2, N.Perry 6-3-3.

Sacks: M.Burnett 1.
FF: None. **FR:** None.

TITANS INDIVIDUAL STATISTICS

Rushing	Att	Yds	Avg	Lg	TD
D.Murray	17	123	7.2	75	1
D.Henry	9	31	3.4	19	0
M.Mariota	5	0	0.0	6	0
Total	31	154	5.0	75	1

Passing	Att	Cmp	Yds	TD	Lg	IN	Rt
M.Mariota	26	19	295	4	41	0	149.8
D.Murray	1	1	10	1	10	0	147.9
Total	27	20	305	5	41	0	150.5

Receiving	Att	Yds	Avg	Lg	TD
D.Walker	9	124	13.8	41	1
T.Sharpe	3	68	22.7	33	1
R.Matthews	3	63	21.0	32	1
D.Murray	2	33	16.5	35	0
K.Wright	2	8	4.0	6	1
A.Fasano	1	9	9.0	9	1
Total	20	305	15.3	41	5

Interceptions	No	Yds	Avg	Lg	TD
B.McCain	1	33	33.0	33	0
P.Cox	1	0	0.0	0	0
Total	2	33	16.5	33	0

Leading Tacklers (Coaching Totals)
 K.Byard 9-7-2, J.McCourtney 6-6-0, S.Spence 5-2-3.

Sacks: B.Orakpo 2, K.Byard 1, D.Jones 1, D.Morgan 1.
FF: None. **FR:** None.

2016 TITANS GAME-BY-GAME SUMMARIES



Titans 17, Colts 24 Week 11 • Sunday, Nov. 20, 2016 • 1:00 EST • Lucas Oil Stadium



GAME RECAP

Although the Titans overcame a 21-0 first-half deficit to rally within one-score of the Colts, it was not enough to steal a win, as Tennessee fell 24-17 to Indianapolis at Lucas Oil Stadium and dropped to 5-6 on the season.

Trailing by seven with 7:53 remaining in the game, cornerback Brice McCain intercepted quarterback Andrew Luck to give the Titans possession at their own 38-yard-line. After converting a fourth-and-one play to keep the drive alive, the Titans found themselves in the same situation at the Colts' 19-yard-line with 2:45 on the clock. This time, however, running back DeMarco Murray was stonewalled for no gain by the Indianapolis defense, ending the Titans' hopes of a comeback.

In the first quarter, the Titans went three-and-out on consecutive drives while the Colts jumped out to a 14-0 lead. Colts running back Robert Turbin scored first on a one-yard run and Luck connected with receiver Donte Moncrief for a two-yard touchdown on the next drive.

After a 50-yard play from Luck to receiver Phillip Dorsett, the Colts extended their lead when receiver T.Y. Hilton snagged a pass out of cornerback Perrish Cox's hands for a touchdown on fourth-and-one. Late in the second quarter, Colts kicker Adam Vinatieri missed a 42-yard field goal, and the Titans took advantage by scoring on their next drive when quarterback Marcus Mariota found Murray for a score.

The Titans surged back in the second half, as Mariota connected with receiver Tajaé Sharpe for a 34-yard touchdown strike and kicker Ryan Succop then added a 47-yard field goal. But the late rally was halted by the Colts' defensive stop in the fourth quarter, and the Titans were forced to take their 11th-straight loss to Indianapolis.

SCORING

	1	2	3	4	OT	Final
Tennessee	0	7	7	3	0	17
Indianapolis	14	7	0	3	0	24

TEAM	SCORING PLAY	TIME
Colts	R.Turbin 1 yd. run (A.Vinatieri kick)	1-8:39
Colts	D.Moncrief 2 yd. pass from A.Luck (A.Vinatieri kick)	1-2:32
Colts	T.Hilton 2 yd. pass from A.Luck (A.Vinatieri kick)	2-10:35
Titans	D.Murray 3 yd. pass from M.Mariota (R.Succop kick)	2-0:20
Titans	T.Sharpe 34 yd. pass from M.Mariota (R.Succop kick)	3-6:35
Titans	R.Succop 47 yd. Field Goal	4-12:14
Colts	A.Vinatieri 49 yd. Field Goal	4-10:50

Missed FGs: A.Vinatieri (42WR)

Attendance: 65,048

Time of Game: 3:08

Weather: Indoors

Referee: Walt Anderson



TEAM STATISTICS

	Titans	Colts
TOTAL FIRST DOWNS	20	18
THIRD DOWN EFFICIENCY	5-14-36%	5-12-42%
FOURTH DOWN EFFICIENCY	1-3-33%	1-1-100%
TOTAL NET YARDS	351	327
Plays - Avg.	70-5.0	58-5.6
NET YARDS RUSHING	97	76
Rushes - Avg.	27-3.6	28-2.7
NET YARDS PASSING	254	251
Sacked - Yards Lost	5-36	2-11
PASS ATT-COMP-INT	38-25-0	28-15-1
PUNTS - Avg.	5-43.8	3-44.0
PUNT RETURNS - Yards	1-1	2-12
KICKOFF RETURNS - Yards	5-86	2-39
INTERCEPTIONS - Yards	1-0	0-0
PENALTIES - Yards	11-109	8-70
FUMBLES - Lost	0-0	0-0
TOUCHDOWNS	2	3
EXTRA POINTS Made-Attempts	2-2	3-3
FIELD GOALS Made-Attempts	1-1	1-2
RED ZONE EFFICIENCY	1-2-50%	3-3-100%
GOAL TO GO EFFICIENCY	1-1-100%	2-2-100%
SAFETIES	0	0
GIVEAWAYS	0	1
TAKEAWAYS	1	0
TIME OF POSSESSION	31:01	28:59

TITANS STARTERS

OFFENSE		DEFENSE	
WR 18	R.Matthews	DE 90	D.Jones
LT 77	T.Lewan	NT 95	A.Blackson
LG 67	Q.Spain	DT 99	J.Casey
C 60	B.Jones	OLB 91	D.Morgan
RG 64	J.Kline	ILB 59	W.Woodyard
RT 78	J.Conklin	ILB 54	A.Williamson
TE 82	D.Walker	OLB 98	B.Orakpo
WR 19	T.Sharpe	S 24	D.Stafford
QB 8	M.Mariota	SS 21	D.Searcy
RB 29	D.Murray	FS 31	K.Byard
TE 71	D.Kelly	CB 30	J.McCourtney

COLTS STARTERS

OFFENSE		DEFENSE	
TE 86	E.Swoope	DE 91	H.Ridgeway
LT 74	A.Castonzo	NT 54	D.Parry
LG 75	J.Mewhort	DT 97	A.Jones
C 78	R.Kelly	SLB 93	E.Walden
RG 71	D.Good	MIKE 52	D.Jackson
RT 73	J.Haeg	WILL 53	E.Jackson
TE 83	D.Allen	RUSH98	R.Mathis
WR 13	T.Hilton	LCB 30	R.Melvin
QB 12	A.Luck	SS 29	M.Adams
TE 84	J.Doyle	FS 26	C.Geathers
RB 23	F.Gore	RCB 21	V.Davis

TITANS INDIVIDUAL STATISTICS

Rushing	Att	Yds	Avg	Lg	TD
D.Murray	21	70	3.3	8	0
M.Mariota	5	29	5.8	12	0
A.Blake	1	-2	-2.0	-2	0
Total	27	97	3.6	12	0

Passing	Att	Cmp	Yds	TD	Lg	IN	Rt
M.Mariota	38	25	290	2	35	0	106.3
Total	38	25	290	2	35	0	106.3

Receiving	Att	Yds	Avg	Lg	TD
R.Matthews	9	122	13.6	35	0
T.Sharpe	4	68	17.0	34	1
K.Wright	4	52	13.0	21	0
D.Walker	4	36	9.0	14	0
D.Murray	3	9	3.0	4	1
H.Douglas	1	3	3.0	3	0
Total	25	290	11.6	35	2

Interceptions	No	Yds	Avg	Lg	TD
B.McCain	1	0	0.0	0	0
Total	1	0	0.0	0	0

Leading Tacklers (Coaching Totals)
A.Williamson 10-7-3, W.Woodyard 8-3-5, B.Orakpo 5-5-0.

Sacks: D.Morgan 1.5, A.Johnson 0.5.
FF: None. **FR:** None.

COLTS INDIVIDUAL STATISTICS

Rushing	Att	Yds	Avg	Lg	TD
F.Gore	18	50	2.8	8	0
A.Luck	8	22	2.8	13	0
R.Turbin	2	4	2.0	3	1
Total	28	76	2.7	13	1

Passing	Att	Cmp	Yds	TD	Lg	IN	Rt
A.Luck	28	15	262	2	50	1	94.6
Total	28	15	262	2	50	1	94.6

Receiving	Att	Yds	Avg	Lg	TD
T.Hilton	5	97	19.4	50	1
F.Gore	4	71	17.8	49	0
D.Moncrief	4	37	9.3	17	1
P.Dorsett	1	50	50.0	50	0
J.Doyle	1	7	7.0	7	0
Total	15	262	17.5	50	2

Interceptions	No	Yds	Avg	Lg	TD
None	0	0	--	--	0
Total	0	0	--	--	0

Leading Tacklers (Press Box Totals)
R.Melvin 11-11-0, C.Geathers 9-8-1, D.Jackson 9-5-4.

Sacks: D.Jackson 1, E.Jackson 1, R.Mathis 1, D.Parry 1, E.Walden 1.
FF: None. **FR:** None.

2016 TITANS GAME-BY-GAME SUMMARIES



Titans 27, Bears 21

Week 12 • Sunday, Nov. 27, 2016 • 12:00 CST • Soldier Field



GAME RECAP

On a chilly day in Chicago, the Titans held off a fourth-quarter resurgence by the Bears to clinch a 27-21 win at Soldier Field, improving to 6-6 on the season.

Quarterback Marcus Mariota turned in another masterful performance, going 15-of-23 for 226 yards, two touchdowns and a 126.4 rating. Mariota also extended his streak to eight consecutive games with at least two touchdowns, joining Dan Marino (10 in 1984) in becoming the second NFL quarterback in his first or second year to record a streak of eight or more games in a season with at least two touchdown passes.

The Bears struck first with a seven-yard pass from quarterback Matt Barkley, making his first career start in the place of an injured Jay Cutler, to tight end Daniel Brown. The Titans responded when running back Derrick Henry darted around the left side for an 11-yard touchdown on the following possession.

The Titans found their rhythm in the second quarter, as Mariota connected with tight end Delanie Walker for a four-yard score and then found receiver Rishard Matthews on a diving, 29-yard catch in the back of the end zone. The Titans' defense also forced Chicago to punt three times in the second quarter and forced a turnover when linebacker Wesley Woodyard intercepted Barkley in the red zone.

The Bears recovered an onside kick to open the second half, but safety Da'Norris Searcy intercepted Barkley in the end zone to thwart a touchdown. However, after Titans kicker Ryan Succop drilled two field goals, the Bears scored 14 points in the fourth quarter to draw within one score. With less than a minute to play and the Bears with a fresh set of downs on the Tennessee seven-yard line, Barkley saw four passes fall incomplete, and the Titans escaped with a win to remain in playoff contention.

SCORING

	1	2	3	4	OT	Final
Tennessee	7	14	3	3	0	27
Chicago	7	0	0	14	0	21

TEAM	SCORING PLAY	TIME
Bears	D.Brown 7 yd. pass from M.Barkley (C.Barth kick)	1-4:27
Titans	D.Henry 11 yd. run (R.Succop kick)	1-0:04
Titans	D.Walker 4 yd. pass from M.Mariota (R.Succop kick)	2-9:11
Titans	R.Matthews 29 yd. pass from M.Mariota (R.Succop kick)	2-1:15
Titans	R.Succop 19 yd. Field Goal	3-4:07
Titans	R.Succop 31 yd. Field Goal	4-13:45
Bears	M.Wilson 8 yd. pass from M.Barkley (C.Barth kick)	4-8:23
Bears	D.Thompson 6 yd. pass from M.Barkley (C.Barth kick)	4-3:06

Missed FGs: None.

Attendance: 59,494

Time of Game: 3:08

Weather: Cloudy, 40° F, wind from S 11 mph

Referee: Ed Hochuli



TEAM STATISTICS

	Titans	Bears
TOTAL FIRST DOWNS	18	25
THIRD DOWN EFFICIENCY	5-11-45%	9-17-53%
FOURTH DOWN EFFICIENCY	0-0-0%	1-3-33%
TOTAL NET YARDS	375	411
Plays - Avg.	52-7.2	76-5.4
NET YARDS RUSHING	149	95
Rushes - Avg.	29-5.1	22-4.3
NET YARDS PASSING	226	316
Sacked - Yards Lost	0-0	0-0
PASS ATT-COMP-INT	23-15-0	54-28-2
PUNTS - Avg.	4-44.3	4-45.5
PUNT RETURNS - Yards	1-8	1-4
KICKOFF RETURNS - Yards	2-28	2-39
INTERCEPTIONS - Yards	2-21	0-0
PENALTIES - Yards	6-118	7-48
FUMBLES - Lost	1-0	2-0
TOUCHDOWNS	3	3
EXTRA POINTS Made-Attempts	3-3	3-3
FIELD GOALS Made-Attempts	2-2	0-0
RED ZONE EFFICIENCY	2-4-50%	3-6-50%
GOAL TO GO EFFICIENCY	1-2-50%	1-3-33%
SAFETIES	0	0
GIVEAWAYS	0	2
TAKEAWAYS	2	0
TIME OF POSSESSION	29:25	30:35

TITANS STARTERS

OFFENSE		DEFENSE	
WR 18	R.Matthews	DE 90	D.Jones
LT 77	T.Lewan	LB 55	S.Spence
LG 67	Q.Spain	DT 99	J.Casey
C 60	B.Jones	OLB 91	D.Morgan
RG 64	J.Kline	DB 23	B.McCain
RT 78	J.Conklin	ILB 54	A.Williamson
TE 80	A.Fasano	OLB 98	B.Orakpo
WR 19	T.Sharpe	CB 20	P.Cox
QB 8	M.Mariota	SS 21	D.Searcy
RB 29	D.Murray	FS 31	K.Byard
TE 71	D.Kelly	CB 30	J.McCourtly

BEARS STARTERS

OFFENSE		DEFENSE	
WR 10	M.Wilson	DE 96	A.Hicks
RT 70	B.Massie	NT 91	E.Goldman
RG 62	T.Larsen	DE 90	C.Washington
C 65	C.Whitehair	OLB 49	S.Acho
LG 64	E.Kush	ILB 44	N.Kwiatkoski
LT 72	C.Leno	ILB 59	D.Trevathan
TE 82	L.Paulsen	OLB 97	W.Young
QB 12	M.Barkley	CB 21	T.Porter
RB 24	J.Howard	S 38	A.Amos
WR 81	C.Meredith	S 26	D.Bush
WR 14	D.Thompson	CB 22	C.LeBlanc

TITANS INDIVIDUAL STATISTICS

Rushing	Att	Yds	Avg	Lg	TD
D.Henry	8	60	7.5	17	1
M.Mariota	4	46	11.5	29	0
D.Murray	17	43	2.5	10	0
Total	29	149	5.1	29	1

Passing	Att	Cmp	Yds	TD	Lg	IN	Rt
M.Mariota	23	15	226	2	38	0	126.4
Total	23	15	226	2	38	0	126.4

Receiving	Att	Yds	Avg	Lg	TD
D.Murray	5	41	8.2	16	0
R.Matthews	3	64	21.3	29	1
D.Walker	3	50	16.7	38	1
H.Douglas	2	60	30.0	35	0
T.Sharpe	2	11	5.5	6	0
Total	15	226	15.1	38	2

Interceptions	No	Yds	Avg	Lg	TD
W.Woodyard	1	21	21.0	21	0
D.Searcy	1	0	0.0	0	0
Total	2	21	10.5	21	0

Leading Tacklers (Coaching Totals)
 A.Williamson 11-6-5, W.Woodyard 8-5-3, K.Byard 7-4-3.

Sacks: None.
FF: None. **FR:** None.

BEARS INDIVIDUAL STATISTICS

Rushing	Att	Yds	Avg	Lg	TD
J.Howard	18	84	4.7	22	0
K.Carey	1	6	6.0	6	0
J.Langford	1	5	5.0	5	0
M.Barkley	2	0	0.0	0	0
Total	22	95	4.3	22	0

Passing	Att	Cmp	Yds	TD	Lg	IN	Rt
M.Barkley	54	28	316	3	23	2	72.8
Total	54	28	316	3	23	2	72.8

Receiving	Att	Yds	Avg	Lg	TD
M.Wilson	8	125	15.6	23	1
D.Thompson	5	44	8.8	14	1
J.Bellamy	4	41	10.3	15	0
J.Howard	3	43	14.3	23	0
D.Brown	3	24	8.0	9	1
C.Meredith	2	19	9.5	11	0
B.Braunacker	1	14	14.0	14	0
K.Carey	1	12	12.0	12	0
E.Royal	1	-6	-6.0	-6	0
Total	28	316	11.3	23	3

Interceptions No Yds Avg Lg TD
 None
Total 0 0 -- -- 0

Leading Tacklers (Press Box Totals)
 C.LeBlanc 6-6-0, D.Trevathan 5-4-1, A.Amos 4-4-0, E.Goldman 4-4-0, P.McPhee 4-3-1, N.Kwiatkoski 4-2-2.

Sacks: None.
FF: T.Porter 1. **FR:** None.

2016 TITANS GAME-BY-GAME SUMMARIES



Titans 13, Broncos 10 Week 14 • Sunday, Dec. 11, 2016 • 12:00 CST • Nissan Stadium



GAME RECAP

For the first time since the 2009 season, the Titans won their third-consecutive home game with a 13-10 victory over the defending Super Bowl Champion Denver Broncos at Nissan Stadium.

The run game for both teams proved to be the difference, as the Titans accumulated 180 yards on the ground and the Tennessee defense contained Denver to just 18 rushing yards—the fifth-lowest rushing yardage total allowed by the defense in franchise history. Running back DeMarco Murray led the team with 92 yards on 21 carries. He also gave the Titans their lone touchdown of the day with a one-yard run to cap Tennessee's first offensive drive of the game with 7:29 remaining in the first quarter.

On the very next drive, Titans safety Rashad Johnson forced Broncos running back Justin Forsett to fumble and cornerback Jason McCourty recovered the ball, setting up a 53-yard field goal by kicker Ryan Succop. The defensive takeaway marked the Titans' first forced fumble of the 2016 season.

Succop added another field goal, this time from 41 yards out, to give the Titans a 13-0 halftime lead at the end of a season-best, 19-play, 74-yard drive spanning 8:04.

Although the Broncos made a second-half rally with a three-yard touchdown from quarterback Trevor Siemian to receiver Emmanuel Sanders and a 34-yard field goal from Brandon McManus in the fourth quarter, the Tennessee defense held up to preserve the Titans' lead. With 1:04 remaining in the game and the Broncos driving, linebacker Avery Williamson forced an A.J. Derby fumble that was recovered by safety Daimion Stafford to ice the game and keep Tennessee in a tie for first place in the AFC South.

SCORING

	1	2	3	4	OT	Final
Denver	0	0	0	10	0	10
Tennessee	10	3	0	0	0	13

TEAM	SCORING PLAY	TIME
Titans	D.Murray 1 yd. run (R.Succop kick)	1-7:29
Titans	R.Succop 53 yd. Field Goal	1-5:48
Titans	R.Succop 41 yd. Field Goal	2-1:27
Broncos	E.Sanders 3 yd. pass from T.Siemian (B.McManus kick)	4-9:58
Broncos	B.McManus 34 yd. Field Goal	4-4:28

Missed FGs: None.

Attendance: 68,780

Time of Game: 3:02

Weather: Sunny, 50° F, wind from S 5 mph

Referee: John Parry



TEAM STATISTICS

	Broncos	Titans
TOTAL FIRST DOWNS	19	16
THIRD DOWN EFFICIENCY	3-11-27%	6-16-38%
FOURTH DOWN EFFICIENCY	1-2-50%	0-0-0%
TOTAL NET YARDS	348	253
Plays - Avg.	64-5.4	65-3.9
NET YARDS RUSHING	18	180
Rushes - Avg.	9-2.0	42-4.3
NET YARDS PASSING	330	73
Sacked - Yards Lost	3-20	2-15
PASS ATT-COMP-INT	52-36-0	21-6-0
PUNTS - Avg.	5-41.4	7-44.0
PUNT RETURNS - Yards	2-21	1-17
KICKOFF RETURNS - Yards	0-0	2-37
INTERCEPTIONS - Yards	0-0	0-0
PENALTIES - Yards	9-87	5-55
FUMBLES - Lost	2-2	1-0
TOUCHDOWNS	1	1
EXTRA POINTS Made-Attempts	1-1	1-1
FIELD GOALS Made-Attempts	1-1	2-2
RED ZONE EFFICIENCY	1-3-33%	1-2-50%
GOAL TO GO EFFICIENCY	1-3-33%	1-2-50%
SAFETIES	0	0
GIVEAWAYS	2	0
TAKEAWAYS	0	2
TIME OF POSSESSION	27:33	32:27

BRONCOS STARTERS

OFFENSE		DEFENSE	
WR 88	D.Thomas	DE 95	D.Wolfe
TE 83	A.Derby	NT 92	S.Williams
LT 73	R.Okung	DE 93	J.Crick
LG 76	M.Garcia	SLB 58	V.Miller
C 61	M.Paradis	WLB 94	D.Ware
RG 79	M.Schofield	ILB 52	C.Nelson
RT 71	D.Stephenson	ILB 51	T.Davis
TE 85	V.Green	LCB 21	A.Talib
WR 10	E.Sanders	RCB 25	C.Harris Jr.
QB 13	T.Siemian	SS 43	T.Ward
RB 23	D.Booker	FS 26	D.Stewart

TITANS STARTERS

OFFENSE		DEFENSE	
WR 18	R.Matthews	DE 90	D.Jones
TE 82	D.Walker	NT 96	A.Woods
LT 77	T.Lewan	DT 97	K.Klug
LG 67	Q.Spain	OLB 91	D.Morgan
C 60	B.Jones	ILB 59	W.Woodyard
RG 64	J.Kline	ILB 54	A.Williamson
RT 78	J.Conklin	OLB 98	B.Orakpo
WR 19	T.Sharpe	CB 23	B.McCain
QB 8	M.Mariota	SS 21	D.Searcy
FB 45	J.Fowler	FS 31	K.Byard
RB 29	D.Murray	CB 30	J.McCourty

BRONCOS INDIVIDUAL STATISTICS

Rushing	Att	Yds	Avg	Lg	TD
J.Forsett	6	17	2.8	9	0
D.Booker	3	1	0.3	1	0
Total	9	18	2.0	9	0

Passing	Att	Cmp	Yds	TD	Lg	IN	Rt
T.Siemian	51	35	334	1	34	0	93.1
R.Dixon	1	1	16	0	16	0	118.8
Total	52	36	350	1	34	0	94.2

Receiving	Att	Yds	Avg	Lg	TD
E.Sanders	11	100	9.1	17	1
D.Thomas	10	126	12.6	34	0
A.Derby	5	57	11.4	17	0
J.Taylor	3	18	6.0	15	0
J.Forsett	3	18	6.0	11	0
D.Booker	2	10	5.0	6	0
C.Latimer	1	16	16.0	16	0
B.Fowler	1	5	5.0	5	0
Total	36	350	9.7	34	1

Interceptions	No	Yds	Avg	Lg	TD
None					
Total	0	0	--	--	0

Leading Tacklers (Press Box Totals)

V.Miller 7-6-1, C.Nelson 6-5-1, T.Ward 6-4-2, T.Davis 6-4-2.

Sacks: S.Ray 1, D.Ware 1.

FF: None. FR: None.

TITANS INDIVIDUAL STATISTICS

Rushing	Att	Yds	Avg	Lg	TD
D.Murray	21	92	4.4	11	1
D.Henry	12	42	3.5	6	0
M.Mariota	8	38	4.8	13	0
D.Walker	1	8	8.0	8	0
Total	42	180	4.3	13	1

Passing	Att	Cmp	Yds	TD	Lg	IN	Rt
M.Mariota	20	6	88	0	26	0	45.4
D.Murray	1	0	0	0	0	0	39.6
Total	21	6	88	0	26	0	44.5

Receiving	Att	Yds	Avg	Lg	TD
D.Walker	2	30	15.0	23	0
R.Matthews	1	26	26.0	26	0
A.Fasano	1	17	17.0	17	0
H.Douglas	1	10	10.0	10	0
D.Henry	1	5	5.0	5	0
Total	6	88	14.7	26	0

Interceptions	No	Yds	Avg	Lg	TD
None					
Total	0	0	--	--	0

Leading Tacklers (Coaching Totals)

J.McCourty 7-7-0, A.Williamson 7-2-5, W.Woodyard 6-4-2.

Sacks: D.Morgan 1, B.Orakpo 1, A.Wallace 1.

FF: R.Johnson 1, A.Williamson 1. FR: J.McCourty 1, D.Stafford 1.

2016 TITANS GAME-BY-GAME SUMMARIES



Titans 19, Chiefs 17 Week 15 • Sunday, Dec. 18, 2016 • 12:00 CST • Arrowhead Stadium



GAME RECAP

In the coldest game in franchise history, the Tennessee Titans orchestrated a comeback victory over the Kansas City Chiefs, winning as time expired on a 53-yard field goal from Ryan Succop to improve to 8-6 on the season.

The Chiefs jumped out to a 14-0, first-quarter lead but would not find the end zone again thanks to a staunch Titans' defense, which twice stopped Kansas City in the red zone and forced five punts in the final three stanzas. Tennessee's red zone stops came on a goal-line stand on fourth-and-goal from the one-yard-line in the second quarter and a third-quarter interception by rookie cornerback LeShaun Sims in the end zone—the first of his NFL career.

Running back Derrick Henry put the Titans on the board with a four-yard touchdown plunge early in the second quarter and Chiefs kicker Cairo Santos converted on a 34-yard field goal attempt, giving the Chiefs a 17-7 lead at the break.

Following a scoreless third quarter, Succop drilled his first field goal of the day through the uprights from 39 yards out. On Tennessee's next possession, quarterback Marcus Mariota twice found tight end Delanie Walker on key third down plays, and running back DeMarco Murray added a pivotal 15-yard catch on fourth-and-five to set up Henry for a one-yard touchdown. The Titans elected to go for two but came up short and trailed 17-16 with 3:12 remaining in the game.

However, after the Titans' defense forced a Kansas City three-and-out, Mariota completed three of four passes for 40 yards on a six-play drive that resulted in Succop's game-winning field goal. It marked Mariota's fourth career fourth-quarter comeback and his fourth career game-winning drive in 26 career starts.

SCORING

	1	2	3	4	OT	Final
Tennessee	0	7	0	12	0	19
Kansas City	14	3	0	0	0	17

TEAM	SCORING PLAY	TIME
Chiefs	T.Hill 68 yd. run (C.Santos kick)	1-11:43
Chiefs	A.Smith 10 yd. run (C.Santos kick)	1-4:24
Titans	D.Henry 4 yd. run (R.Succop kick)	2-11:58
Chiefs	C.Santos 34 yd. Field Goal	2-0:13
Titans	R.Succop 39 yd. Field Goal	4-11:54
Titans	D.Henry 1 yd. run (pass failed)	4-3:12
Titans	R.Succop 53 yd. Field Goal	4-0:00

Missed FGs: None.

Attendance: 68,084

Time of Game: 3:04

Weather: Sunny, 1° F, wind from NE 5 mph

Referee: John Hussey



TEAM STATISTICS

	Titans	Chiefs
TOTAL FIRST DOWNS	21	13
THIRD DOWN EFFICIENCY	6-14-43%	4-14-29%
FOURTH DOWN EFFICIENCY	1-1-100%	1-2-50%
TOTAL NET YARDS	389	317
Plays - Avg.	63-6.2	57-5.6
NET YARDS RUSHING	148	158
Rushes - Avg.	29-5.1	28-5.6
NET YARDS PASSING	241	159
Sacked - Yards Lost	1-0	1-4
PASS ATT-COMP-INT	33-19-1	28-15-1
PUNTS - Avg.	4-35.5	6-45.5
PUNT RETURNS - Yards	2-22	3-3
KICKOFF RETURNS - Yards	3-63	2-22
INTERCEPTIONS - Yards	1-0	1-1
PENALTIES - Yards	2-25	5-40
FUMBLES - Lost	2-2	2-0
TOUCHDOWNS	2	2
EXTRA POINTS Made-Attempts	1-2	2-2
FIELD GOALS Made-Attempts	2-2	1-1
RED ZONE EFFICIENCY	2-2-100%	1-4-25%
GOAL TO GO EFFICIENCY	2-2-100%	1-3-33%
SAFETIES	0	0
GIVEAWAYS	3	1
TAKEAWAYS	1	3
TIME OF POSSESSION	30:35	29:25

TITANS STARTERS

OFFENSE		DEFENSE	
WR 13	K.Wright	DE 90	D.Jones
TE 80	A.Fasano	NT 96	A.Woods
LT 77	T.Lewan	DT 99	J.Casey
LG 67	Q.Spain	OLB 91	D.Morgan
C 60	B.Jones	ILB 59	W.Woodyard
RG 64	J.Kline	ILB 54	A.Williamson
RT 78	J.Conklin	OLB 98	B.Orakpo
WR 19	T.Sharpe	CB 23	B.McCain
QB 8	M.Mariota	SS 21	D.Searcy
FB 45	J.Fowler	FS 31	K.Byard
RB 29	D.Murray	CB 30	J.McCourtney

CHIEFS STARTERS

OFFENSE		DEFENSE	
WR 19	J.Maclin	LDE 99	R.Nunez-Roches
LT 72	E.Fisher	NT 92	D.Poe
LG 73	Z.Fulton	RDE 95	C.Jones
C 61	M.Morse	LOLB 50	J.Houston
RG 76	LDuvey-Tardif	LILB 57	D.Alexander
RT 71	M.Schwartz	RILB 53	R.Wilson
TE 87	T.Kelce	ROLB 55	D.Ford
TE 80	J.O'Shaughnessy	LCB 22	M.Peters
TE 84	D.Harris	RCB 20	S.Nelson
QB 11	A.Smith	SS 29	E.Berry
RB 32	S.Ware	FS 38	R.Parker

TITANS INDIVIDUAL STATISTICS

Rushing	Att	Yds	Avg	Lg	TD
D.Murray	18	89	4.9	12	0
D.Henry	9	58	6.4	15	2
J.Fowler	1	3	3.0	3	0
M.Mariota	1	-2	-2.0	-2	0
Total	29	148	5.1	15	2

Passing	Att	Cmp	Yds	TD	Lg	IN	Rt
M.Mariota	33	19	241	0	46	1	67.9
Total	33	19	241	0	46	1	67.9

Receiving	Att	Yds	Avg	Lg	TD
D.Walker	6	55	9.2	16	0
D.Murray	5	52	10.4	19	0
R.Matthews	4	105	26.3	46	0
K.Wright	2	19	9.5	13	0
T.Sharpe	2	10	5.0	6	0
Total	19	241	12.7	46	0

Interceptions	No	Yds	Avg	Lg	TD
L.Sims	1	0	0.0	0	0
Total	1	0	0.0	0	0

Leading Tacklers (Coaching Totals)
W.Woodyard 8-6-2, A.Williamson 7-3-4, D.Morgan 6-1-5.

Sacks: D.Jones 0.5, B.Orakpo 0.5.
FF: None. **FR:** None.

CHIEFS INDIVIDUAL STATISTICS

Rushing	Att	Yds	Avg	Lg	TD
S.Ware	18	70	3.9	9	0
T.Hill	1	68	68.0	68	1
A.Smith	4	11	2.8	10	1
C.West	4	5	1.3	3	0
D.Thomas	1	4	4.0	4	0
Total	28	158	5.6	68	2

Passing	Att	Cmp	Yds	TD	Lg	IN	Rt
A.Smith	28	15	163	0	44	1	56.1
Total	28	15	163	0	44	1	56.1

Receiving	Att	Yds	Avg	Lg	TD
J.Maclin	6	82	13.7	44	0
T.Kelce	3	41	13.7	16	0
S.Ware	3	25	8.3	12	0
C.Conley	2	11	5.5	9	0
D.Thomas	1	4	4.0	4	0
Total	15	163	10.9	44	0

Interceptions	No	Yds	Avg	Lg	TD
R.Parker	1	1	1.0	1	0
Total	1	1	1.0	1	0

Leading Tacklers (Press Box Totals)
E.Berry 11-10-1, R.Parker 9-9-0, S.Nelson 8-7-1.

Sacks: D.Poe 1.
FF: E.Berry 1, D.Poe 1. **FR:** D.Sorensen 1, R.Wilson 1.

2016 TITANS GAME-BY-GAME SUMMARIES



Titans 17, Jaguars 38 Week 16 • Saturday, Dec. 24, 2016 • 1:00 EST • EverBank Field



GAME RECAP

The Titans suffered a disappointing loss on Christmas Eve to the Jacksonville Jaguars, falling 38-17 at EverBank Field.

Titans quarterback Marcus Mariota was also lost to injury in the third quarter of the game, breaking his fibula as he was sacked from behind. Prior to leaving the game, Mariota was 8-of-20 for 99 yards and a touchdown.

The Jaguars scored on the opening drive of the game with a 21-yard pass from quarterback Blake Bortles to receiver Marqise Lee and added a 29-yard field goal by kicker Jason Myers on their next possession, surging to an early 10-0 lead.

The Titans got on the board midway through the second quarter with a three-yard touchdown pass from Mariota to wide receiver Rishard Matthews, but the Jaguars responded with a 12-play, 75-yard drive that was capped by a one-yard run from running back Chris Ivory. Myers added another field goal, a 48-yarder, just before the break to give Jacksonville a 19-7 halftime lead.

After the teams exchanged field goals in the third stanza, Titans quarterback Matt Cassel relieved the injured Mariota late in the quarter. He directed one touchdown drive, finished by a 14-yard pass to tight end Delanie Walker, which cut the Jaguars' lead to 25-17 with 8:49 to play in the game.

However, the Titans could not keep pace with the Jaguars in the closing minutes. Bortles and Lee swapped roles on a trick play, as Lee lobbed a pass to Bortles for a 20-yard touchdown. On the next play from scrimmage, Jaguars cornerback Jalen Ramsey intercepted Cassel, returning the ball 30 yards for the game-sealing score. Cassel finished the day 13-of-24 for 124 yards, one touchdown and one interception.

SCORING

	1	2	3	4	OT	Final
Tennessee	0	7	3	7	0	17
Jacksonville	10	9	6	13	0	38

TEAM	SCORING PLAY	TIME
Jaguars	M.Lee 21 yd. pass from B.Bortles (J.Myers kick)	1-11:03
Jaguars	J.Myers 29 yd. Field Goal	1-4:03
Titans	R.Matthews 3 yd. pass from M.Mariota (R.Succop kick)	2-8:59
Jaguars	C.Ivory 1 yd. run (kick failed, wr)	2-1:57
Jaguars	J.Myers 48 yd. Field Goal	2-0:11
Titans	R.Succop 42 yd. Field Goal	3-12:24
Jaguars	J.Myers 56 yd. Field Goal	3-8:13
Jaguars	J.Myers 50 yd. Field Goal	3-2:59
Titans	D.Walker 14 yd. pass from M.Cassel (R.Succop kick)	4-8:42
Jaguars	B.Bortles 20 yd. pass from M.Lee (kick failed, wl)	4-5:25
Jaguars	J.Ramsey 30 yd. interception return (J.Myers kick)	4-5:17

Missed FGs: None.

Attendance: 59,621

Time of Game: 3:07

Weather: Sunny, 67° F, wind from N 5 mph

Referee: Peter Morelli



TEAM STATISTICS

	Titans	Jaguars
TOTAL FIRST DOWNS	19	25
THIRD DOWN EFFICIENCY	5-14-36%	4-12-33%
FOURTH DOWN EFFICIENCY	0-1-0%	0-0-0%
TOTAL NET YARDS	263	415
Plays - Avg.	67-3.9	69-6.0
NET YARDS RUSHING	58	84
Rushes - Avg.	20-2.9	28-3.0
NET YARDS PASSING	205	331
Sacked - Yards Lost	3-18	2-14
PASS ATT-COMP-INT	44-21-1	39-27-0
PUNTS - Avg.	7-44.7	3-47.7
PUNT RETURNS - Yards	1--2	2-10
KICKOFF RETURNS - Yards	0-0	0-0
INTERCEPTIONS - Yards	0-0	1-30
PENALTIES - Yards	6-49	4-45
FUMBLES - Yards	1-0	2-1
TOUCHDOWNS	2	4
EXTRA POINTS Made-Attempts	2-2	2-4
FIELD GOALS Made-Attempts	1-1	4-4
RED ZONE EFFICIENCY	2-3-67%	1-2-50%
GOAL TO GO EFFICIENCY	1-1-100%	1-1-100%
SAFETIES	0	0
GIVEAWAYS	1	1
TAKEAWAYS	1	1
TIME OF POSSESSION	27:29	32:31

TITANS STARTERS

OFFENSE		DEFENSE	
WR 18	R.Matthews	DE 90	D.Jones
TE 82	D.Walker	DT 99	J.Casey
LT 77	T.Lewan	OLB 91	D.Morgan
LG 67	Q.Spain	ILB 55	S.Spence
C 60	B.Jones	ILB 54	A.Williamson
RG 64	J.Kline	OLB 98	B.Orakpo
RT 78	J.Conklin	CB 23	B.McCain
WR 13	K.Wright	SS 21	D.Searcy
WR 83	H.Douglas	FS 31	K.Byard
QB 8	M.Mariota	CB 47	A.Blake
RB 29	D.Murray	CB 36	L.Sims

JAGUARS STARTERS

OFFENSE		DEFENSE	
WR 15	A.Robinson	LEO 91	Y.Ngakoue
WR 81	B.Walters	DT 90	M.Jackson
LT 68	K.Beachum	DT 95	A.Jones
LG 69	T.Shatley	DE 93	T.Aualu
C 65	B.Linder	WLB 50	T.Smith
RG 60	A.Cann	MLB 51	P.Posluszny
RT 78	J.Parnell	OTTO44	M.Jack
TE 83	B.Koyack	LCB 21	P.Amukamara
WR 11	M.Lee	FS 39	T.Gipson
QB 5	B.Bortles	SS 37	J.Cyprien
RB 24	T.Yeldon	RCB 20	J.Ramsey

TITANS INDIVIDUAL STATISTICS

Rushing	Att	Yds	Avg	Lg	TD
D.Murray	14	42	3.0	11	0
D.Henry	4	13	3.3	10	0
M.Mariota	2	3	1.5	4	0
Total	20	58	2.9	11	0

Passing	Att	Cmp	Yds	TD	Lg	IN	Rt
M.Cassel	24	13	124	1	24	1	65.3
M.Mariota	20	8	99	1	18	0	72.7
Total	44	21	223	2	24	1	68.7

Receiving	Att	Yds	Avg	Lg	TD
H.Douglas	5	48	9.6	14	0
T.Sharpe	3	48	16.0	24	0
R.Matthews	3	31	10.3	14	1
D.Walker	3	23	7.7	14	1
D.Henry	2	22	11.0	11	0
K.Wright	2	21	10.5	11	0
D.Murray	2	18	9.0	18	0
A.Fasano	1	12	12.0	12	0
Total	21	223	10.6	24	2

Interceptions	No	Yds	Avg	Lg	TD
None					
Total	0	0	--	--	0

Leading Tacklers (Coaching Totals)
V.Blake 10-9-1, B.McCain 6-6-0, D.Morgan 6-2-4, A.Williamson 6-3-3.

Sacks: S.Spence 1, Team 1.
FF: B.Orakpo 1. **FR:** D.Searcy 1.

JAGUARS INDIVIDUAL STATISTICS

Rushing	Att	Yds	Avg	Lg	TD
C.Ivory	14	45	3.2	13	1
C.Grant	9	27	3.0	8	0
B.Bortles	3	7	2.3	7	0
T.Yeldon	2	5	2.5	4	0
Total	28	84	3.0	13	1

Passing	Att	Cmp	Yds	TD	Lg	IN	Rt
B.Bortles	38	26	325	1	37	0	0103.5
M.Lee	1	1	20	1	20	0	0158.3
Total	39	27	345	2	37	0	0113.7

Receiving	Att	Yds	Avg	Lg	TD
A.Robinson	9	147	16.3	37	0
B.Walters	5	45	9.0	15	0
C.Ivory	4	69	17.3	37	0
M.Lee	3	37	12.3	21	1
B.Koyack	2	12	6.0	6	0
A.Ellis	2	10	5.0	6	0
B.Bortles	1	20	20.0	20	1
C.Grant	1	5	5.0	5	0
Total	27	345	12.8	37	2

Interceptions	No	Yds	Avg	Lg	TD
J.Ramsey	1	30	30.0	30	1
Total	1	30	30.0	30	1

Leading Tacklers (Press Box Totals)
P.Posluszny 9-7-2, J.Cyprien 6-4-2, T.Smith 5-4-1.

Sacks: S.Day 1, D.Fowler 1, Y.Ngakoue 1.
FF: None. **FR:** None.

2016 TITANS GAME-BY-GAME SUMMARIES



Titans 24, Texans 17 Week 17 • Sunday, Jan. 1, 2017 • 12:00 CST • Nissan Stadium



GAME RECAP

In their 2016 regular season finale, the Titans defeated the Houston Texans, 24-17, at Nissan Stadium to improve to 9-7 on the year, finishing the season with a winning record for the first time since 2011.

Tennessee's first points of the day came from its defense on the Texans' opening possession. Linebacker Sean Spence strip-sacked quarterback Tom Savage at the Houston seven-yard line and defensive end DaQuan Jones pounced on the ball in the end zone for a touchdown, marking the Titans' first defensive score of the year.

Savage was replaced early in the second quarter by Brock Osweiler after leaving the game with a concussion, but the Titans' defense kept Houston scoreless in the first half. With 27 seconds remaining in the second quarter, Titans quarterback Matt Cassel connected with receiver Rishard Matthews for a two-yard touchdown to give Tennessee a 14-0 lead at the break.

On the opening drive of the third quarter, the Texans went 81 yards on 13 plays, ending the drive with a four-yard touchdown pass from Osweiler to tight end C.J. Fiedorowicz. After the Titans recovered an onside kick by Houston, running back Derrick Henry led Tennessee down the field on a 10-play, 55-yard drive and punched in a two-yard touchdown run to give the Titans a 21-7 advantage with 4:49 to play in the third.

The teams traded field goals on the ensuing drives before Osweiler directed the Texans' offense 75 yards on 14 plays, scrambling on a one yard-touchdown run on fourth-and-goal to edge Houston within one score of the lead, 24-17, with 3:18 remaining in the game. However, the Texans were forced to use their remaining timeouts as Henry kept Tennessee on the field, and the Titans' defense held up in the final minute to seal the win.

SCORING

	1	2	3	4	OT	Final
Houston	0	0	10	7	0	17
Tennessee	7	7	7	3	0	24

TEAM	SCORING PLAY	TIME
Titans	D.Jones fumble recovery in end zone (R.Succop kick)	1-9:57
Titans	R.Matthews 2 yd. pass from M.Cassel (R.Succop kick)	2-0:23
Texans	C.Fiedorowicz 4 yd. pass from B.Osweiler (N.Novak kick)	3-10:31
Titans	D.Henry 2 yd. run (R.Succop kick)	3-4:44
Texans	N.Novak 26 yd. Field Goal	3-1:11
Titans	R.Succop 35 yd. Field Goal	4-8:30
Texans	B.Osweiler 1 yd. run (N.Novak kick)	4-3:11

Missed FGs: N.Novak (45RU)

Attendance: 65,205

Time of Game: 3:11

Weather: Cloudy, 52° F, wind from SSW 7 mph

Referee: Bill Vinovich



TEAM STATISTICS

	Texans	Titans
TOTAL FIRST DOWNS	20	16
THIRD DOWN EFFICIENCY	3-15-20%	9-15-60%
FOURTH DOWN EFFICIENCY	4-6-67%	0-0-0%
TOTAL NET YARDS	289	236
Plays - Avg.	74-3.9	59-4.0
NET YARDS RUSHING	46	103
Rushes - Avg.	22-2.1	29-3.6
NET YARDS PASSING	243	133
Sacked - Yards Lost	4-35	4-17
PASS ATT-COMP-INT	48-26-0	26-16-1
PUNTS - Avg.	3-47.3	5-42.2
PUNT RETURNS - Yards	2-6	3-41
KICKOFF RETURNS - Yards	2-29	3-24
INTERCEPTIONS - Yards	1-19	0-0
PENALTIES - Yards	6-35	7-50
FUMBLES - Lost	1-1	0-0
TOUCHDOWNS	2	3
EXTRA POINTS Made-Attempts	2-2	3-3
FIELD GOALS Made-Attempts	1-2	1-1
RED ZONE EFFICIENCY	2-3-67%	2-3-67%
GOAL TO GO EFFICIENCY	2-3-67%	2-3-67%
SAFETIES	0	0
GIVEAWAYS	1	1
TAKEAWAYS	1	1
TIME OF POSSESSION	29:08	30:52

TEXANS STARTERS

OFFENSE		DEFENSE	
WR 10	D.Hopkins	RDE 98	D.Reader
LT 76	D.Brown	NT 75	V.Wilfork
LG 71	X.Su'a-Filo	LDE 93	J.Heath
C 65	G.Mancz	SAM 59	W.Mercilus
RG 79	J.Allen	MIKE 53	M.Bullough
RT 74	C.Clark	WILL 55	B.McKinney
TE 87	C.Fiedorowicz	JACK 50	A.Dent
WR 15	W.Fuller	LCB 25	K.Jackson
QB 3	T.Savage	RCB 21	A.Bouye
TE 84	R.Griffin	FS 43	C.Moore
RB 28	A.Blue	SS 27	Q.Demps

TITANS STARTERS

OFFENSE		DEFENSE	
WR 18	R.Matthews	DE 90	D.Jones
TE 80	A.Fasano	NT 96	A.Woods
LT 77	T.Lewan	DT 99	J.Casey
LG 67	Q.Spain	OLB 91	D.Morgan
C 60	B.Jones	ILB 59	W.Woodyard
RG 64	J.Kline	ILB 54	A.Williamson
RT 78	J.Conklin	OLB 98	B.Orakpo
WR 83	H.Douglas	CB 23	B.McCain
QB 16	M.Cassel	SS 21	D.Searcy
TE 71	D.Kelly	FS 31	K.Byard
RB 29	D.Murray	CB 36	L.Sims

TEXANS INDIVIDUAL STATISTICS

Rushing	Att	Yds	Avg	Lg	TD
A.Blue	11	28	2.5	10	0
J.Grimes	8	16	2.0	8	0
T.Savage	2	1	0.5	2	0
B.Osweiler	1	1	1.0	1	1
Total	22	46	2.1	10	1

Passing	Att	Cmp	Yds	TD	Lg	IN	Rt
B.Osweiler	40	21	253	1	51	0	80.5
T.Savage	8	5	25	0	8	0	67.2
Total	48	26	278	1	51	0	78.3

Receiving	Att	Yds	Avg	Lg	TD
D.Hopkins	7	123	17.6	51	0
J.Grimes	4	33	8.3	12	0
W.Fuller	3	24	8.0	14	0
K.Mumphery	3	23	7.7	10	0
A.Blue	3	12	4.0	7	0
W.Williams	2	41	20.5	26	0
C.Fiedorowicz	2	12	6.0	8	1
R.Griffin	2	10	5.0	9	0
Total	26	278	10.7	51	1

Interceptions	No	Yds	Avg	Lg	TD
Q.Demps	1	19	19.0	19	0
Total	1	19	19.0	19	0

Leading Tacklers (Press Box Totals)
D.Rice 9-6-3, C.Covington 5-4-1, M.Bullough 5-3-2.

Sacks: J.Heath 2, C.Covington 1, U.Kamalu 1.
FF: None. **FR:** None.

TITANS INDIVIDUAL STATISTICS

Rushing	Att	Yds	Avg	Lg	TD
D.Henry	15	65	4.3	14	1
D.Murray	11	21	1.9	7	0
M.Mariani	1	15	15.0	15	0
M.Cassel	2	2	1.0	3	0
Total	29	103	3.6	15	1

Passing	Att	Cmp	Yds	TD	Lg	IN	Rt
M.Cassel	26	16	150	1	50	1	74.2
Total	26	16	150	1	50	1	74.2

Receiving	Att	Yds	Avg	Lg	TD
R.Matthews	9	114	12.7	50	1
D.Walker	5	35	7.0	15	0
D.Henry	1	3	3.0	3	0
D.Murray	1	-2	-2.0	-2	0
Total	16	150	9.4	50	1

Interceptions	No	Yds	Avg	Lg	TD
None	0	0	--	--	0
Total	0	0	--	--	0

Leading Tacklers (Coaching Totals)
A.Williamson 11-6-5, S.Spence 7-3-4, W.Woodyard 6-5-1.

Sacks: J.Casey 2, S.Spence 1, D.Stafford 1.
FF: S.Spence 1. **FR:** D.Jones 1.



TENNESSEE
TITANS

RECORDS

ALL-PRO AND PRO BOWL LEADERS

Most Associated Press All-Pro Seasons

Bruce Matthews, 7
 Tony Banfield, 3
 Charlie Hennigan, 3
 Al Jamison, 3
 Bob Talamini, 3
 George Webster, 3
 Robert Brazile, 2
 Miller Farr, 2
 Don Floyd, 2
 Leon Gray, 2
 Mike Munchak, 2

Most Pro Bowl Seasons

(AFL All-Star Game 1962-70; AFC-NFC Pro Bowl 1971-present)

Bruce Matthews, 14
 Mike Munchak, 9
 Elvin Bethea, 8
 Robert Brazile, 7
 Warren Moon, 6
 Bob Talamini, 6
 Earl Campbell, 5
 Ray Childress, 5
 Charlie Hennigan, 5
 Ken Houston, 5
 Blaine Bishop, 4
 Curley Culp, 4
 Eddie George, 4
 Tony Banfield, 3
 George Blanda, 3
 Miller Farr, 3
 Fred Glick, 3
 Ed Husmann, 3
 Haywood Jeffires, 3
 Chris Johnson, 3
 Jevon Kearse, 3
 Steve McNair, 3
 Jim Norton, 3
 Bob Schmidt, 3
 George Webster, 3
 Frank Wycheck, 3

Most Consecutive Pro Bowl Seasons

(AFL All-Star Game 1962-70; AFC-NFC Pro Bowl 1971-present)

Bruce Matthews, 14
 Robert Brazile, 7
 Mike Munchak, 7
 Warren Moon, 6
 Bob Talamini, 6
 Charlie Hennigan, 5
 Earl Campbell, 4
 Ray Childress, 4
 Curley Culp, 4
 Eddie George, 4
 Tony Banfield, 3
 Blaine Bishop, 3
 George Blanda, 3
 Miller Farr, 3
 Fred Glick, 3
 Ed Husmann, 3
 Haywood Jeffires, 3
 Chris Johnson, 3
 Jevon Kearse, 3
 Bob Schmidt, 3
 George Webster, 3
 Frank Wycheck, 3

ALL-TIME LEAGUE SEASON LEADERS

Rushing Yards

2009: Chris Johnson, 358-2,006
 1980: Earl Campbell, 373-1,934
 1979: Earl Campbell, 368-1,697
 1978: Earl Campbell*, 302-1,450
 1961: Billy Cannon, 200-948

Passing Touchdowns

1990: Warren Moon, 33
 1961: George Blanda, 36

Passer Rating

2003: Steve McNair, 100.4

Receptions

1991: Haywood Jeffires, 100
 1964: Charlie Hennigan, 101

Receiving Yards

1975: Ken Burrough, 1,063
 1964: Charlie Hennigan, 1,546
 1961: Charlie Hennigan, 1,746

Touchdowns

1979: Earl Campbell, 19 (19r)
 1961: Bill Groman, 18 (1r, 17p)

Interceptions

1979: Mike Reinfeldt, 12
 1967: Miller Farr, 10
 1965: W.K. Hicks, 9
 1963: Fred Glick, 12

Punting

1998: Craig Hentrich, 47.2
 1993: Greg Montgomery, 45.6
 1992: Greg Montgomery, 46.9

Punt Returns

2006: Pacman Jones, 12.9
 1977: Billy Johnson, 15.4
 1975: Billy Johnson, 15.3
 1964: Bobby Jancik, 18.3

Kickoff Returns

1967: Zeke Moore*, 28.9
 1963: Bobby Jancik, 29.3
 1962: Bobby Jancik*, 30.3
 1960: Ken Hall, 31.3

* Rookie

ALL-TIME TEAM LEADERS BY CATEGORY

CAREER RUSHING YARDS

Player	Years	Att	Yds	Avg	Lg	TD
1. Eddie George	1996-03	2,733	10,009	3.7	76	64
2. Earl Campbell	1978-84	1,979	8,574	4.3	81t	73
3. Chris Johnson	2008-13	1,742	7,965	4.6	94t	50
4. Lorenzo White	1988-94	1,000	4,079	4.1	44	29
5. Hoyle Granger	1966-70,72	773	3,514	4.5	69t	18
6. Steve McNair (QB)	1995-05	614	3,439	5.6	71t	36
7. Mike Rozier	1985-90	910	3,426	3.8	41	27
8. Charles Tolar	1960-66	907	3,277	3.6	40	21
9. Ronnie Coleman	1974-81	700	2,769	4.0	46t	16
10. Chris Brown	2003-07	643	2,757	4.3	52	16
11. LenDale White	2006-09	628	2,349	3.7	80t	24
12. Allen Pinkett	1986-91	561	2,324	4.1	60	21
13. Gary Brown	1991-95	477	2,115	4.4	39t	12
14. Fred Willis	1972-76	603	2,114	3.5	44	11
15. Billy Cannon	1960-63	512	2,111	4.1	64	14
16. Rodney Thomas	1995-00	495	1,847	3.7	74t	12
17. Rob Carpenter	1977-81	433	1,788	4.1	77	12
18. Larry Moriarty	1983-86	415	1,624	3.9	80	13
19. Travis Henry	2005-06	358	1,546	4.3	70t	7
20. Warren Moon (QB)	1984-93	439	1,541	3.5	35	21

SEASON RUSHING YARDS

Player	Year	Att	Yds	Avg	Lg	TD
1. Chris Johnson	2009	358	2,006	5.6	91t	14
2. Earl Campbell	1980	373	1,934	5.2	55t	13
3. Earl Campbell	1979	368	1,697	4.6	61t	19
4. Eddie George	2000	403	1,509	3.7	35t	14
5. Earl Campbell	1978	302	1,450	4.8	81t	13
6. Eddie George	1997	357	1,399	3.9	30	6
7. Earl Campbell	1981	361	1,376	3.8	43	10
8. Eddie George	1996	335	1,368	4.1	76	8
9. Chris Johnson	2010	316	1,364	4.3	76t	11
10. Eddie George	1999	320	1,304	4.1	40	9
11. Earl Campbell	1983	322	1,301	4.0	42	12
12. Eddie George	1998	348	1,294	3.7	37t	5
13. DeMarco Murray	2016	293	1,287	4.4	75t	9
14. Chris Johnson	2012	276	1,243	4.5	94t	6
15. Chris Johnson	2008	251	1,228	4.9	66t	9
16. Lorenzo White	1992	265	1,226	4.6	44	7
17. Travis Henry	2006	270	1,211	4.5	70t	7
18. Hoyle Granger	1967	236	1,194	5.1	67	6
19. Eddie George	2002	343	1,165	3.4	35	12
20. LenDale White	2007	303	1,110	3.7	28	7

CAREER PASSING YARDS

Player	Years	Att	Cmp	Pct	Yds	Y/A	TD	Int	Lg	Sk	Lst	Rate
1. Warren Moon	1984-93	4,546	2,632	57.9	33,685	7.41	196	166	87t	315	2,403	80.4
2. Steve McNair	1995-05	3,871	2,305	59.5	27,141	7.01	156	103	83t	229	1,398	83.3
3. George Blanda	1960-66	2,784	1,347	48.4	19,149	6.88	165	189	95	-	-	62.5
4. Dan Pastorini	1971-79	2,768	1,426	51.5	16,864	6.09	96	139	85t	222	1,977	61.0
5. Vince Young	2006-10	1,190	689	57.9	8,098	6.81	42	42	73	75	415	75.7
6. Kerry Collins	2006-10	1,081	613	56.7	6,804	6.29	33	29	80t	36	253	74.6
7. Marcus Mariota	2015-16	821	506	61.6	6,244	7.61	45	19	61t	61	414	93.8
8. Ken Stabler	1980-81	742	458	61.7	5,190	6.99	27	46	79t	56	518	69.0
9. Pete Beathard	1967-69	822	379	46.1	5,128	6.24	26	51	86t	-	-	51.2
10. Jake Locker	2011-14	709	408	57.5	4,967	7.03	27	22	71t	60	378	79.0
11. Matt Hasselbeck	2011-12	739	457	61.8	4,938	6.68	25	19	80t	33	256	82.0
12. Chris Chandler	1995-96	676	409	60.5	4,559	6.74	33	21	76t	46	326	83.9
13. Cody Carlson	1988-94	659	370	56.1	4,469	6.78	21	28	81	54	374	70.0
14. Don Trull	1964-69	556	249	44.8	3,538	6.36	29	21	-	-	-	67.6
15. Billy Volek	2001-05	517	312	60.3	3,505	6.78	26	13	55t	45	306	86.9
16. Jacky Lee	1960-67	409	210	51.3	3,291	8.05	25	30	98t	-	-	68.2
17. Gifford Nielsen	1978-83	498	273	54.8	3,255	6.54	20	22	48	47	354	70.0
18. Neil O'Donnell	1999-03	367	215	58.6	2,664	7.26	16	11	67	18	144	83.2
19. Oliver Luck	1983-86	413	233	56.4	2,544	6.16	13	21	66	33	261	64.1
20. Ryan Fitzpatrick	2013	350	217	62.0	2,454	7.01	14	12	77t	21	109	82.0

SEASON PASSING YARDS

Player	Year	Att	Cmp	Pct	Yds	Y/A	TD	Int	Lg	Sk	Lst	Rate
1. Warren Moon	1991	655	404	61.7	4,690	7.16	23	21	61t	23	174	81.7
2. Warren Moon	1990	584	362	62.0	4,689	8.03	33	13	87t	36	252	96.8
3. Warren Moon	1989	464	280	60.3	3,631	7.83	23	14	55	35	267	88.9
4. Matt Hasselbeck	2011	518	319	61.6	3,571	6.89	18	14	80t	19	153	82.4
5. Warren Moon	1986	488	256	52.5	3,489	7.15	13	26	81t	41	332	62.3
6. Warren Moon	1993	520	303	58.3	3,485	6.70	21	21	80t	34	218	75.2
7. Marcus Mariota	2016	451	276	61.2	3,426	7.60	26	9	60	23	156	95.6
8. Steve McNair	2002	492	301	61.2	3,387	6.88	22	15	55	21	121	84.0
9. Steve McNair	2001	431	264	61.3	3,350	7.77	21	12	71t	37	251	90.2
10. Warren Moon	1984	450	259	57.6	3,338	7.42	12	14	76	47	371	76.9
11. George Blanda	1961	362	187	51.7	3,330	9.20	36	22	-	-	-	91.3
12. George Blanda	1964	505	262	51.9	3,287	6.51	17	27	-	-	-	61.4
13. Steve McNair	1998	492	289	58.7	3,228	6.56	15	10	47	33	176	80.1
14. Steve McNair	2003	400	250	62.5	3,215	8.04	24	7	73	19	108	100.4
15. Ken Stabler	1980	457	293	64.1	3,202	7.01	13	28	79t	27	264	68.7
16. Steve McNair	2005	476	292	61.3	3,161	6.64	16	11	57	20	134	82.4
17. George Blanda	1963	423	224	53.0	3,003	7.10	24	25	-	-	-	70.1
18. Steve McNair	2000	396	248	62.6	2,847	7.19	15	13	56t	24	141	83.2
19. Marcus Mariota	2015	370	230	62.2	2,818	7.62	19	10	61t	38	258	91.5
20. George Blanda	1962	418	197	47.1	2,810	6.72	27	42	-	-	-	51.3

ALL-TIME TEAM LEADERS BY CATEGORY

CAREER RECEPTIONS

Player	Years	No	Yds	Avg	Lg	TD
1. Ernest Givins	1986-94	542	7,935	14.6	83t	46
2. Haywood Jeffires	1987-95	515	6,119	11.9	87t	47
3. Frank Wycheck (TE)	1995-03	482	4,958	10.3	42	27
4. Drew Hill	1985-91	480	7,477	15.6	81t	47
5. Derrick Mason	1997-04	453	6,114	13.5	71t	37
6. Charlie Hennigan	1960-66	410	6,823	16.6	80t	51
7. Ken Burrough	1971-81	408	6,907	16.9	85t	47
8. Curtis Duncan	1987-93	322	3,935	12.2	72	20
9. Nate Washington	2009-14	307	4,591	15.0	80t	28
10. Delanie Walker (TE) 2013-16		282	3,349	11.9	68	23
11. Kendall Wright	2012-16	280	3,244	11.6	52t	18
12. Drew Bennett	2001-06	273	4,033	14.8	55	25
13. Chris Johnson (RB)	2008-13	272	2,003	7.4	69t	8
14. Eddie George (RB)	1996-03	259	2,144	8.3	54	10
15. Bo Scaife (TE)	2005-10	251	2,383	9.5	44	12
16. Tim Smith	1980-86	206	3,107	15.1	75t	12
17. Alvin Reed (TE)	1967-72	199	2,818	14.2	60	11
18. Webster Slaughter	1992-94	184	2,236	12.2	57	11
Lorenzo White (RB)	1988-94	184	1,674	9.1	69t	6
20. Charles Frazier	1962-68	179	3,060	17.1	80	22

SEASON RECEPTIONS

Player	Year	No	Yds	Avg	Lg	TD
1. Charlie Hennigan	1964	101	1,546	15.3	53	8
2. Haywood Jeffires	1991	100	1,181	11.8	44	7
3. Derrick Mason	2004	96	1,168	12.2	37t	7
4. Derrick Mason	2003	95	1,303	13.7	50t	8
5. Delanie Walker 2015	2015	94	1,088	11.6	61t	6
Kendall Wright	2013	94	1,079	11.5	45	2
7. Drew Hill	1991	90	1,109	12.3	61t	4
Haywood Jeffires	1992	90	913	10.1	47	9
9. Tim Smith	1983	83	1,176	14.2	47t	6
10. Curtis Duncan	1992	82	954	11.6	72	1
Charlie Hennigan	1961	82	1,746	21.3	80	12
12. Drew Bennett	2004	80	1,247	15.6	48t	11
Butch Woolfolk	1985	80	814	10.2	80t	4
14. Derrick Mason	2002	79	1,012	12.8	40	5
15. Webster Slaughter	1993	77	904	11.7	41	5
16. Drew Hill	1990	74	1,019	13.8	57	5
Haywood Jeffires	1990	74	1,048	14.2	87t	8
Nate Washington	2011	74	1,023	13.8	57	7
19. Derrick Mason	2001	73	1,128	15.5	71t	9
20. Ernest Givins	1990	72	979	13.6	80t	9
Bill Groman	1960	72	1,473	20.5	-	12
Drew Hill	1988	72	1,141	15.8	57t	10

CAREER RECEIVING YARDS

Player	Years	No	Yds	Avg	Lg	TD
1. Ernest Givins	1986-94	542	7,935	14.6	83t	46
2. Drew Hill	1985-91	480	7,477	15.6	81t	47
3. Ken Burrough	1971-81	408	6,906	16.9	85t	47
4. Charlie Hennigan	1960-66	410	6,823	16.6	*83	51
5. Haywood Jeffires	1987-95	515	6,119	11.9	87t	47
6. Derrick Mason	1997-04	453	6,114	13.5	71t	37
7. Frank Wycheck	1995-03	482	4,958	10.3	42	27
8. Nate Washington	2009-14	307	4,591	15.0	80t	28
9. Drew Bennett	2001-06	273	4,033	14.8	55t	25
10. Curtis Duncan	1987-93	322	3,935	12.2	72	20
11. Delanie Walker (TE) 2013-16		282	3,349	11.9	68	23
12. Chris Sanders	1995-01	177	3,285	18.6	83t	17
13. Kendall Wright	2012-16	280	3,244	11.6	52t	18
14. Tim Smith	1980-86	206	3,107	15.1	75t	12
15. Charley Frazier	1962-68	179	3,060	17.1	80	22
16. Bill Groman	1960-62	143	2,976	20.8	*80	32
17. Alvin Reed	1967-72	199	2,818	14.2	60	11
18. Kenny Britt	2009-13	157	2,450	15.6	80t	19
19. Bo Scaife	2005-10	251	2,383	9.5	44	12
20. Kevin Dyson	1998-02	176	2,310	13.1	68t	18

SEASON RECEIVING YARDS

Player	Year	No	Yds	Avg	Lg	TD
1. Charlie Hennigan	1961	82	1,746	21.3	80	12
2. Charlie Hennigan	1964	101	1,546	15.3	53	8
3. Bill Groman	1960	72	1,473	20.5	-	12
4. Derrick Mason	2003	95	1,303	13.7	50t	8
5. Drew Bennett	2004	80	1,247	15.6	48t	11
6. Haywood Jeffires	1991	100	1,181	11.8	44	7
7. Tim Smith	1983	83	1,176	14.2	47t	6
8. Bill Groman	1961	50	1,175	23.5	80	17
9. Drew Hill	1985	64	1,169	18.3	57t	9
10. Derrick Mason	2004	96	1,168	12.2	37t	7
11. Drew Hill	1988	72	1,141	15.8	57t	10
Tim Smith	1984	69	1,141	16.5	75t	4
13. Charley Frazier	1966	57	1,129	19.8	79	12
14. Derrick Mason	2001	73	1,128	15.5	71t	9
15. Drew Hill	1986	65	1,112	17.1	81t	5
16. Drew Hill	1991	90	1,109	12.3	61t	4
17. Delanie Walker 2015	2015	94	1,088	11.6	61t	6
18. Kendall Wright	2013	94	1,079	11.5	45	2
19. Ken Burrough	1975	53	1,063	20.1	77t	8
20. Ernest Givins	1986	61	1,062	17.4	60	3

CAREER SCORING

Player	Years	TD	Rush	Rec	Ret	XPM	FGM	2PT	Points
1. Al Del Greco	1991-00	0	0	0	0	322	246	0	1,060
2. Rob Bironas	2005-13	0	0	0	0	315	239	0	1,032
3. George Blanda	1960-66	4	4	0	0	301	91	0	598
4. Tony Zendejas	1985-90	0	0	0	0	197	117	0	548
5. Eddie George	1996-03	74	64	10	0	0	0	3	450
6. Earl Campbell	1978-84	73	73	0	0	0	0	0	438
7. Toni Fritsch	1977-81	0	0	0	0	149	81	0	392
8. Chris Johnson	2008-13	58	50	8	0	0	0	1	350
9. Skip Butler	1972-77	0	0	0	0	122	70	0	332
10. Charlie Hennigan	1960-66	51	0	51	0	0	0	0	306
11. Ken Burrough	1971-81	48	1	47	0	0	0	0	288
Ernest Givins	1986-94	48	1	46	1	0	0	0	288
Haywood Jeffires	1987-95	47	0	47	0	0	0	3	288
14. Drew Hill	1985-91	47	0	47	0	0	0	0	282
15. Ryan Succop 2014-16		0	0	0	0	95	55	0	260
16. Derrick Mason	1997-04	40	0	37	3	0	0	1	242
17. Steve McNair	1995-05	36	36	0	0	0	0	3	222
18. Lorenzo White	1988-94	36	29	6	1	0	0	0	216
19. Billy Cannon	1960-63	35	14	20	1	0	0	1	212
20. Gary Anderson	2003-04	0	0	0	0	79	44	0	211

ALL-TIME TEAM LEADERS BY CATEGORY

SEASON SCORING

Player	Year	TD	Rush	Rec	Ret	XPM	FGM	2PT	Points
1. Al Del Greco	1998	0	0	0	0	28	36	0	136
2. Rob Bironas	2007	0	0	0	0	28	35	0	133
3. Al Del Greco	1996	0	0	0	0	35	32	0	131
4. Rob Bironas	2008	0	0	0	0	40	29	0	127
5. Al Del Greco	1993	0	0	0	0	39	29	0	126
6. Gary Anderson	2003	0	0	0	0	42	27	0	123
7. Rob Bironas	2011	0	0	0	0	34	29	0	121
8. Rob Bironas	2009	0	0	0	0	37	27	0	118
Al Del Greco	2000	0	0	0	0	37	27	0	118
10. Rob Bironas	2013	0	0	0	0	41	25	0	116
11. George Blanda	1960	4	4	0	0	46	15	0	115
Tony Zendejas	1989	0	0	0	0	40	25	0	115
13. Earl Campbell	1979	19	19	0	0	0	0	0	114
Al Del Greco	1995	0	0	0	0	33	27	0	114
Tony Zendejas	1988	0	0	0	0	48	22	0	114
16. Al Del Greco	1997	0	0	0	0	32	27	0	113
17. George Blanda	1961	0	0	0	0	64	16	0	112
18. Joe Nedney	2002	0	0	0	0	36	25	0	111
19. Rob Bironas	2012	0	0	0	0	35	25	0	110
Rob Bironas	2010	0	0	0	0	38	24	0	110

CAREER KICKOFF RETURNS (YARDS)

Player	Years	No	Yds	Avg	Lg	TD
1. Bobby Jancik	1962-67	158	4,185	26.5	61	0
2. Derrick Mason	1997-04	156	3,496	22.4	101t	1
3. Carl Roaches	1980-84	150	3,276	21.8	97t	2
4. Billy Johnson	1974-80	121	2,902	24.0	81t	2
5. Marc Mariani	2010-13,16	118	2,838	24.1	98t	1
6. Mel Gray	1995-97	111	2,592	23.4	88	0
7. Adam Jones	2005-06	63	1,648	26.2	85	0
8. Zeke Moore	1967-77	64	1,618	25.3	92t	1
9. Darius Reynaud	2012-13	68	1,595	23.5	105t	1
10. Willie Drewrey	1985-93	75	1,581	21.1	50	0
11. Allen Pinkett	1986-91	80	1,577	19.7	48	0
12. Jerry LeVias	1969-70	64	1,538	24.0	87	0
13. Bobby Wade	2005-06	50	1,194	23.9	48	0
14. Billy Cannon	1960-63	46	1,186	25.8	88t	1
15. Leonard Harris	1987-93	53	1,130	21.3	63	0
16. Leon Washington	2013-14	47	1,219	25.9	95	0
17. Chris Carr	2008	35	984	28.1	52	0
18. Mike Archie	1996-98	46	961	20.9	50	0
19. Bob Gresham	1973-74	36	903	25.1	103t	1
20. Willie Tullis	1981-84	38	886	23.3	95t	1

SEASON KICKOFF RETURNS (AVG.)

Player	Year	No	Yds	Avg	Lg	TD
1. Ken Hall	1960	19	594	31.3	104t	1
2. Bobby Jancik	1962	24	726	30.3	61	0
3. Bobby Jancik	1963	45	1,317	29.3	53	0
4. Chris Carr	2008	35	984	28.1	52	0
5. Carl Roaches	1981	28	769	27.5	96t	1
6. Billy Johnson	1974	29	785	27.1	67	0
7. Derrick Mason	2000	42	1,132	27.0	66	0
8. Bob Gresham	1973	27	723	26.8	103t	1
9. Adam Jones	2005	43	1,127	26.2	85	0
10. Linzy Cole	1971	32	834	26.1	45	0
11. Adam Jones	2006	20	521	26.1	70	0
12. Bobby Jancik	1966	34	875	25.7	53	0
13. Steve Brown	1983	31	795	25.6	93t	1
14. Marc Mariani	2010	60	1,530	25.5	98t	1
15. Billy Johnson	1977	25	630	25.2	76t	1
16. Alvin Haymond	1973	28	703	25.1	47	0
17. Jerry LeVias	1969	38	940	24.7	87	0
18. Willie Drewrey	1985	26	642	24.7	50	0
19. Zeke Moore	1968	32	787	24.6	45	0
20. Billy Cannon	1962	18	442	24.6	38	0

CAREER PUNT RETURNS (YARDS)

Player	Years	No	FC	Yds	Avg	Lg	TD
1. Billy Johnson	1974-80	155	21	2,040	13.2	87t	5
2. Derrick Mason	1997-04	182	94	1,590	8.7	69t	2
3. Carl Roaches	1980-84	151	31	1,095	7.3	68	0
4. Marc Mariani	2010-13,16	102	57	1,054	10.3	87t	2
5. Willie Drewrey	1985-93	104	45	771	7.4	25	0
6. Adam Jones	2005-06	63	11	712	11.3	90t	4
7. Mel Gray	1995-97	69	45	652	9.4	40	0
8. Bobby Jancik	1962-67	67	-	647	9.7	82	1
9. Darius Reynaud	2012-13	49	25	545	11.1	81t	2
10. Jerry LeVias	1969-70	60	19	505	8.4	46	0
11. Kenny Johnson	1986-89	73	32	488	6.7	26	0
12. Justin McCareins	2001-08	37	21	403	10.9	58t	1
13. Ernest Givins	1986-94	56	-	397	7.1	78t	1
14. Larry Carwell	1967-68	36	6	381	10.6	54	0
15. Dexter McCluster	2014-15	46	29	372	8.1	48	0
16. Fred Glick	1961-66	44	-	326	7.4	-	0
17. Chris Carr	2008	32	20	323	10.1	44	0
18. Chris Davis	2007-08	33	13	299	9.1	39	0
19. Ken Houston	1967-72	45	12	252	5.6	33	0
20. Ronnie Coleman	1974-81	25	3	228	9.1	69t	1

SEASON PUNT RETURNS (AVG.)

Player	Year	No	FC	Yds	Avg	Lg	TD
1. Billy Johnson	1977	35	8	539	15.4	87t	2
2. Billy Johnson	1975	40	1	612	15.3	83t	3
3. Billy Johnson	1974	30	3	409	13.6	49	0
4. Darius Reynaud	2012	31	17	410	13.2	81t	2
5. Derrick Mason	2000	51	17	662	13.0	69t	1
6. Adam Jones	2006	34	3	440	12.9	90t	3
7. Marc Mariani	2010	27	17	329	12.2	87t	1
8. Justin McCareins	2003	29	17	330	11.4	58t	1
9. Marc Mariani	2011	46	18	490	10.7	79t	1
10. Billy Johnson	1976	38	9	403	10.6	46	0
11. Mel Gray	1995	30	20	303	10.1	20	0
12. Chris Carr	2008	32	20	323	10.1	44	0
13. Chris Davis	2007	31	12	293	9.5	39	0
14. Adam Jones	2005	29	8	272	9.4	52t	1
15. Mel Gray	1996	22	15	205	9.3	40	0
16. Dexter McCluster	2015	24	15	217	9.0	37	0
17. Fred Glick	1963	19	-	171	9.0	22	0
18. Willie Drewrey	1985	24	10	215	9.0	23	0
19. Derrick Mason	1999	26	15	225	8.7	65t	1
20. Jerry LeVias	1970	25	8	213	8.5	33	0

ALL-TIME TEAM LEADERS BY CATEGORY

CAREER PUNTING (PUNTS)

Player	Years	Punt	Blk	Yds	Avg	TB	In20	Lg	NetAvg
1. Craig Hentrich	1998-09	861	1	36,926	42.9	95	295	78	37.2
2. Brett Kern	2009-16	612	4	27,650	45.2	34	229	79	39.9
3. Jim Norton	1960-68	522	7	21,961	42.1	-	-	79	-
4. Cliff Parsley	1977-82	431	3	17,136	39.8	33	85	62	32.3
5. Dan Pastorini	1971-79	316	1	12,530	39.7	-	-	74	-
6. Greg Montgomery	1988-93	310	6	13,529	43.6	35	74	77	36.6
7. Lee Johnson	1985-87	212	0	8,739	41.2	20	53	66	35.1
8. John James	1982-84	198	1	7,878	39.8	15	36	56	32.4
9. Rich Camarillo	1994-95	173	1	7,280	42.1	17	61	60	35.7
10. Reggie Roby	1996-97	140	1	6,022	43.0	8	50	68	36.7

SEASON PUNTING (AVERAGE)

Player	Years	Punt	Blk	Yds	Avg	TB	In20	Lg	NetAvg
1. Brett Kern	2012	81	2	3,855	47.6	71	5	30	40.4
2. Brett Kern	2015	88	0	4,175	47.4	61	1	34	40.3
3. Craig Hentrich	1998	69	0	3,258	47.2	11	18	71	39.2
4. Greg Montgomery	1992	53	2	2,487	46.9	9	14	66	37.3
5. Brett Kern	2014	88	1	4,118	46.8	7	28	79	40.8
6. Greg Montgomery	1993	54	0	2,462	45.6	5	13	77	39.1
7. Reggie Roby	1996	67	1	2,973	44.4	7	25	68	38.0
8. Brett Kern	2016	77	0	3,402	44.2	71	4	32	38.6
9. Craig Hentrich	2003	71	0	3,117	43.9	8	26	58	37.8
10. Greg Montgomery	1991	48	2	2,105	43.9	4	13	60	36.8
11. Jim Norton	1965	85	1	3,711	43.7	-	-	65	-
12. Brett Kern	2011	86	0	3,747	43.6	7	31	64	39.4

CAREER INTERCEPTIONS

Player	Years	No	Yds	Avg	Lg	TD
1. Jim Norton	1960-68	45	592	13.2	56	1
2. Cris Dishman	1988-96	31	348	11.2	43	1
3. Fred Glick	1961-66	30	390	13.0	45	1
4. Tony Banfield	1960-65	27	224	8.3	58	0
W.K. Hicks	1964-69	27	457	16.9	62	0
Darryll Lewis	1991-98	27	540	20.0	98t	5
7. Mike Reinfeldt	1976-83	26	375	14.4	39	0
8. Michael Griffin	2007-15	25	328	13.1	83t	1
Ken Houston	1967-72	25	650	26.0	78	9
10. Zeke Moore	1967-77	24	444	18.5	74	2
11. Willie Alexander	1971-79	23	379	16.5	95t	1
Samari Rolle	1998-04	23	349	15.2	81t	1
13. Marcus Robertson	1991-00	22	428	19.5	69	0
14. Gregg Bingham	1973-84	21	279	13.3	54	0
15. Keith Bulluck	2000-09	19	192	10.1	35	1
Miller Farr	1967-69	19	416	21.9	67	5
17. Steve Brown	1983-90	18	264	14.7	44t	1
18. Andre Dyson	2001-04	16	260	16.3	51t	3
Bubba McDowell	1989-94	16	190	11.9	26t	1
Chris Hope	2006-11	16	266	16.6	61t	1

SEASON INTERCEPTIONS

Player	Year	No	Yds	Avg	Lg	TD
1. Fred Glick	1963	12	180	15.0	45	1
Mike Reinfeldt	1979	12	205	17.1	39	0
3. Miller Farr	1967	10	264	26.4	67	3
4. W.K. Hicks	1965	9	156	17.3	31	0
Ken Houston	1971	9	220	24.4	48t	4
Jim Norton	1961	9	150	16.7	36	0
7. Tony Banfield	1961	8	136	17.0	58	0
<i>Pete Jaquess</i>	<i>1964</i>	<i>8</i>	<i>141</i>	<i>17.6</i>	<i>98t</i>	<i>1</i>
Richard Johnson	1990	8	100	12.5	35	1
Jim Norton	1962	8	75	9.4	36	0
11. Tony Banfield	1963	7	21	3.0	14	0
Michael Griffin	2008	7	172	24.6	83t	1
Jim Norton	1965	7	52	7.4	18	0
Marcus Robertson	1993	7	137	19.6	69	0
Samari Rolle	2000	7	140	20.0	81t	1
Jack Tatum	1980	7	100	14.3	35	0
17. (15 tied with 6)						

CAREER SACKS

Player	Years	No
1. Elvin Bethea	1968-83	105.0
2. Ray Childress	1985-95	75.5
3. Jesse Baker	1979-87	66.0
4. William Fuller	1986-93	59.0
5. Sean Jones	1988-93	57.5
6. Jevon Kearse	1999-03, 08-09	52.0
7. Robert Brazile	1975-84	48.0
8. Ted Washington	1973-82	45.0
9. Kyle Vanden Bosch	2005-09	38.5
10. Derrick Morgan	2010-16	36.5
11. Jurrell Casey	2011-16	33.0
12. Curley Culp	1974-80	31.0

SEASON SACKS

Player	Year	No
1. Elvin Bethea	1973	17.0
2. <i>Jesse Baker</i>	<i>1979</i>	<i>15.5</i>
3. William Fuller	1991	15.0
4. Elvin Bethea	1976	14.5
<i>Jevon Kearse</i>	<i>1999</i>	<i>14.5</i>
6. Elvin Bethea	1971	13.0
Ray Childress	1992	13.0
Sean Jones	1993	13.0
9. Jason Babin	2010	12.5
Sean Jones	1990	12.5
Kyle Vanden Bosch	2005	12.5

ALL-TIME TEAM LEADERS BY CATEGORY

CAREER TACKLES (SINCE 1974)

Player	Years	No
1. Gregg Bingham	1973-84	1,970
2. Robert Brazile	1975-84	1,281
3. Keith Bulluck	2000-09	1,265
4. Michael Griffin	2007-15	912
5. Ted Washington	1973-82	907
6. Al Smith	1987-96	877
7. John Grimsley	1984-90	836
8. Blaine Bishop	1993-01	788
9. Ray Childress	1985-95	784
10. Steve Kiner	1974-78	738

SEASON TACKLES (SINCE 1974)

Player	Year	No
1. Gregg Bingham	1978	223
2. Gregg Bingham	1980	212
3. Gregg Bingham	1974	206
4. Gregg Bingham	1979	203
5. John Grimsley	1986	199
6. Robert Abraham	1984	198
7. Gregg Bingham	1976	191
8. Gregg Bingham	1977	190
9. Gregg Bingham	1975	185
Robert Brazile	1978	185

YEAR-BY-YEAR LEADERS

RUSHING

Year	Player	Att	Yds	Avg	Lg	TD
1960	Billy Cannon	152	644	4.2	39	1
1961	Billy Cannon	200	948	4.7	61t	6
1962	Charles Tolar	244	1,012	4.1	25	7
1963	Charles Tolar	194	659	3.4	33	3
1964	Sid Blanks	145	756	5.2	91t	6
1965	Ode Burrell	130	528	4.1	63	3
1966	Ode Burrell	122	406	3.3	45	0
1967	Hoyle Granger	236	1,194	5.1	67t	6
1968	Hoyle Granger	202	848	4.2	47	7
1969	Hoyle Granger	186	740	4.0	23	3
1970	Joe Dawkins	124	517	4.2	49t	2
1971	Robert Holmes	112	323	2.9	31	4
1972	Fred Willis	134	461	3.4	43	0
1973	Fred Willis	171	579	3.4	25	4
1974	Willie Rodgers	122	413	3.4	20	5
1975	Ronnie Coleman	175	790	4.5	46t	5
1976	Ronnie Coleman	171	684	4.0	39	2
1977	Ronnie Coleman	185	660	3.6	22	5
1978	Earl Campbell	302	1,450	4.8	81t	13
1979	Earl Campbell	368	1,697	4.6	61t	19
1980	Earl Campbell	373	1,934	5.2	55t	13
1981	Earl Campbell	361	1,376	3.9	43	10
1982	Earl Campbell	157	538	3.4	22	2
1983	Earl Campbell	322	1,301	4.0	42	12
1984	Larry Moriarty	189	785	4.2	51	6
1985	Mike Rozier	133	462	3.5	30	8
1986	Mike Rozier	199	662	3.3	19t	4
1987	Mike Rozier	229	957	4.2	41	3
1988	Mike Rozier	251	1,002	4.0	28	10
1989	Alonzo Highsmith	128	531	4.1	25	4
1990	Lorenzo White	168	702	4.2	22	8
1991	Allen Pinkett	171	720	4.2	32	9
1992	Lorenzo White	265	1,226	4.6	44	7
1993	Gary Brown	195	1,002	5.1	26	6
1994	Lorenzo White	191	757	4.0	33	3
1995	Rodney Thomas	251	947	3.8	74t	5
1996	Eddie George	335	1,368	4.1	76	8
1997	Eddie George	357	1,399	3.9	30	6
1998	Eddie George	348	1,294	3.7	37t	5
1999	Eddie George	320	1,304	4.1	40	9
2000	Eddie George	403	1,509	3.7	35t	14
2001	Eddie George	315	939	3.0	27	5
2002	Eddie George	343	1,165	3.4	35	12
2003	Eddie George	312	1,031	3.3	27	5
2004	Chris Brown	220	1,067	4.9	52	6
2005	Chris Brown	224	851	3.8	38t	5
2006	Travis Henry	270	1,211	4.5	70t	7
2007	LenDale White	303	1,110	3.7	28	7
2008	Chris Johnson	251	1,228	4.9	66t	9
2009	Chris Johnson	358	2,006	5.6	91t	14
2010	Chris Johnson	316	1,364	4.3	76t	11
2011	Chris Johnson	262	1,047	4.0	48t	4
2012	Chris Johnson	276	1,243	4.5	94t	6
2013	Chris Johnson	279	1,077	3.9	30t	6
2014	Bishop Sankey	152	569	3.7	22	2
2015	Antonio Andrews	143	520	3.6	38	3
2016	DeMarco Murray	293	1,287	4.4	75t	9

PASSING

Year	Player	Att	Cmp	Yds	Pct	TD	Int	Avg
1960	George Blanda	363	169	2,413	46.6	24	22	6.7
1961	George Blanda	362	187	3,330	51.7	36	22	9.2
1962	George Blanda	418	197	2,810	47.1	27	42	6.7
1963	George Blanda	423	224	3,003	52.9	24	25	7.0
1964	George Blanda	505	262	3,282	51.9	17	27	6.4
1965	George Blanda	442	186	2,542	42.1	20	30	5.8
1966	George Blanda	271	122	1,764	45.0	17	21	6.4
1967	Pete Beathard	231	94	1,114	40.7	9	14	4.8
1968	Pete Beathard	223	105	1,559	47.1	7	16	6.9
1969	Pete Beathard	370	180	2,455	48.6	10	21	6.4
1970	Charley Johnson	281	144	1,652	51.2	7	12	5.9
1971	Dan Pastorini	270	127	1,702	47.0	7	21	6.3
1972	Dan Pastorini	299	144	1,711	48.2	7	11	5.7
1973	Dan Pastorini	290	154	1,482	53.1	5	17	5.1
1974	Dan Pastorini	247	140	1,571	56.7	10	10	6.4
1975	Dan Pastorini	342	163	2,053	47.7	14	16	6.0
1976	Dan Pastorini	309	167	1,785	53.5	10	10	5.7
1977	Dan Pastorini	319	169	1,987	53.0	13	18	6.2
1978	Dan Pastorini	368	199	2,473	54.1	16	17	6.7
1979	Dan Pastorini	324	163	2,090	50.3	14	18	6.5
1980	Ken Stabler	454	293	3,202	64.5	13	28	7.0
1981	Ken Stabler	285	165	1,988	57.9	14	18	6.9
1982	Archie Manning	125	66	877	52.8	6	6	7.0
1983	Oliver Luck	217	124	1,375	57.1	8	13	6.3
1984	Warren Moon	450	259	3,338	57.6	12	14	7.4
1985	Warren Moon	377	200	2,709	53.1	15	19	7.2
1986	Warren Moon	488	256	3,489	52.5	13	26	7.2
1987	Warren Moon	368	184	2,806	50.0	21	18	7.6
1988	Warren Moon	294	160	2,327	54.4	17	8	7.9
1989	Warren Moon	464	280	3,631	60.3	23	14	7.8
1990	Warren Moon	584	362	4,689	62.0	33	13	8.0
1991	Warren Moon	655	404	4,690	61.7	23	21	7.2
1992	Warren Moon	346	224	2,521	64.7	18	12	7.3
1993	Warren Moon	520	303	3,485	58.3	21	21	6.7
1994	Billy Joe Tolliver	240	121	1,287	50.4	6	7	5.4
1995	Chris Chandler	356	225	2,460	63.2	17	10	6.9
1996	Chris Chandler	320	184	2,099	57.5	16	11	6.6
1997	Steve McNair	415	216	2,665	52.0	14	13	6.4
1998	Steve McNair	492	289	3,228	58.7	15	10	6.5
1999	Steve McNair	331	187	2,179	56.5	12	8	6.6
2000	Steve McNair	396	248	2,847	62.6	15	13	7.2
2001	Steve McNair	431	264	3,350	61.3	21	12	7.8
2002	Steve McNair	492	301	3,387	61.2	22	15	6.9
2003	Steve McNair	400	250	3,215	62.5	24	7	8.0
2004	Billy Volek	357	218	2,486	61.1	18	10	7.0
2005	Steve McNair	476	292	3,161	61.3	16	11	6.6
2006	Vince Young	357	184	2,199	51.5	12	13	6.2
2007	Vince Young	382	238	2,546	62.3	9	17	6.7
2008	Kerry Collins	415	242	2,676	58.3	12	7	6.5
2009	Vince Young	259	152	1,879	58.7	10	7	7.3
2010	Kerry Collins	278	160	1,823	57.6	14	8	6.6
2011	Matt Hasselbeck	518	319	3,571	61.6	18	14	6.9
2012	Jake Locker	314	177	2,176	56.4	10	11	6.9
2013	Ryan Fitzpatrick	350	217	2,454	62.0	14	12	7.0
2014	Zach Mettenberger	179	107	1,412	59.8	8	7	7.9
2015	Marcus Mariota	370	230	2,818	62.2	19	10	7.6
2016	Marcus Mariota	451	276	3,426	61.2	26	9	7.6

YEAR-BY-YEAR LEADERS

RECEIVING							SCORING					
Year	Player	No	Yds	Avg	Lg	TD	Year	Player	TD	PAT	FG	Tot
1960	Bill Groman	72	1,473	20.5	80t	12	1960	George Blanda	4	46	15	115
1961	Charlie Hennigan	82	1,746	21.3	80t	12	1961	George Blanda	0	64	16	112
1962	Charlie Hennigan	54	867	16.1	75t	8	1962	George Blanda	0	48	11	81
1963	Charlie Hennigan	61	1,051	17.2	83t	10	1963	George Blanda	0	37	9	64
1964	Charlie Hennigan	101	1,546	15.3	53t	8	1964	George Blanda	0	38	13	76
1965	Ode Burrell (RB)	55	650	11.8	52t	4	1965	George Blanda	0	28	11	61
1966	Charles Frazier	57	1,129	19.8	79t	12	1966	George Blanda	0	39	16	87
1967	Hoyle Granger (RB)	31	300	9.6	43	3	1967	John Wittenborn	0	30	14	72
1968	Alvin Reed (TE)	46	747	16.2	60	5	1968	Wayne Walker	0	26	8	50
1969	Alvin Reed (TE)	51	664	13.0	43	2	1969	Roy Gerela	0	29	19	86
1970	Alvin Reed (TE)	47	604	12.9	34	2	1970	Roy Gerela	0	23	18	77
1971	Jim Beirne	38	550	14.5	40	1	1971	Mark Moseley	0	25	16	73
1972	Fred Willis (RB)	45	297	6.6	27	2	1972	Skip Butler	0	12	16	51
1973	Fred Willis (RB)	57	371	6.5	50	1	1973	Skip Butler	0	15	21	66
1974	Ken Burrough	36	492	13.7	51	2	1974	Skip Butler	0	29	9	56
1975	Ken Burrough	53	1,063	20.1	77t	8	1975	Skip Butler	0	31	18	85
1976	Ken Burrough	51	932	18.2	69	7	1976	Skip Butler	0	24	16	72
1977	Ken Burrough	43	816	19.0	85t	8	1977	Toni Fritsch	0	19	12	55
1978	Ken Burrough	47	624	13.3	44	2	1978	Earl Campbell (RB)	13	0	0	78
1979	Ken Burrough	40	752	18.8	55t	6	1979	Earl Campbell (RB)	19	0	0	114
1980	Mike Barber (TE)	59	712	12.1	79t	5	1980	Toni Fritsch	0	26	19	83
1981	Ken Burrough	40	668	16.7	71t	7	1981	Toni Fritsch	0	32	15	77
1982	Dave Casper (TE)	36	573	15.9	38	6	1982	Dave Casper (TE)	6	0	0	36
1983	Tim Smith	83	1,176	14.2	47t	6	1983	Florlan Kempf	0	33	17	84
1984	Tim Smith	69	1,141	16.5	75t	4	1984	Joe Cooper	0	13	11	46
1985	Butch Woolfolk (RB)	80	814	10.2	80t	4	1985	Tony Zendejas	0	29	21	92
1986	Drew Hill	65	1,112	17.1	81t	5	1986	Tony Zendejas	0	28	22	94
1987	Ernest Givins	53	933	17.6	83t	6	1987	Tony Zendejas	0	32	20	92
1988	Drew Hill	72	1,141	15.8	57t	10	1988	Tony Zendejas	0	48	22	114
1989	Drew Hill	66	938	14.2	50	8	1989	Tony Zendejas	0	40	25	115
1990	Haywood Jeffires	74	1,048	14.2	87t	8	1990	Lorenzo White (RB)	12	0	0	72
	Drew Hill	74	1,019	13.8	57	5	1991	Ian Howfield	0	25	13	64
1991	Haywood Jeffires	100	1,181	11.8	44	7	1992	Al Del Greco	0	41	21	104
1992	Haywood Jeffires	90	913	10.1	47	9	1993	Al Del Greco	0	39	29	126
1993	Webster Slaughter	77	904	11.7	41	5	1994	Al Del Greco	0	18	16	66
1994	Webster Slaughter	68	846	12.4	57	2	1995	Al Del Greco	0	33	27	114
	Haywood Jeffires	68	783	11.5	50	6	1996	Al Del Greco	0	35	32	131
1995	Haywood Jeffires	61	684	11.2	35t	8	1997	Al Del Greco	0	32	27	113
1996	Frank Wycheck (TE)	53	511	9.6	29	6	1998	Al Del Greco	0	28	36	136
1997	Frank Wycheck (TE)	63	748	11.9	42	4	1999	Al Del Greco	0	43	21	106
1998	Frank Wycheck (TE)	70	768	11.0	38	2	2000	Al Del Greco	0	37	27	118
1999	Frank Wycheck (TE)	69	641	9.3	35	2	2001	Joe Nedney	0	34	20	94
2000	Frank Wycheck (TE)	70	636	9.1	26	4	2002	Joe Nedney	0	36	25	111
2001	Derrick Mason	73	1,128	15.5	71t	9	2003	Gary Anderson	0	42	27	123
2002	Derrick Mason	79	1,012	12.8	40	5	2004	Gary Anderson	0	37	17	88
2003	Derrick Mason	95	1,303	13.7	50t	8	2005	Rob Bironas	0	30	23	99
2004	Derrick Mason	96	1,168	12.2	37t	7	2006	Rob Bironas	0	32	22	98
2005	Drew Bennett	58	738	12.7	55t	4	2007	Rob Bironas	0	28	35	133
2006	Drew Bennett	46	737	16.0	39	3	2008	Rob Bironas	0	40	29	127
2007	Justin Gage	55	750	13.6	73	2	2009	Rob Bironas	0	37	27	118
	Roydell Williams	55	719	13.1	48	4	2010	Rob Bironas	0	38	24	110
2008	Bo Scaife (TE)	58	561	9.7	44	2	2011	Rob Bironas	0	34	29	121
2009	Chris Johnson (RB)	50	503	10.1	69t	2	2012	Rob Bironas	0	35	25	110
2010	Chris Johnson (RB)	44	245	5.6	25	1	2013	Rob Bironas	0	41	25	116
2011	Nate Washington	74	1,023	13.8	57	7	2014	Ryan Succop	0	27	19	84
2012	Kendall Wright	64	626	9.8	38	4	2015	Ryan Succop	0	29	14	71
2013	Kendall Wright	94	1,079	11.5	45	2	2016	Ryan Succop	0	39	22	105
2014	Delanie Walker	63	890	14.1	68	4						
2015	Delanie Walker	94	1,088	11.6	61t	6						
2016	Rishard Matthews	65	945	14.5	60	9						
	Delanie Walker	65	800	12.3	47	7						

YEAR-BY-YEAR LEADERS

KICKOFF RETURNS

Year	Player	No	Yds	Avg	Lg	TD
1960	Ken Hall	19	594	31.3	104t	1
1961	Billy Cannon	18	439	24.4	47	0
1962	Bobby Jancik	24	726	30.3	61	0
1963	Bobby Jancik	45	1,315	29.3	53	0
1964	Ode Burrell	17	449	26.4	93t	1
1965	Bobby Jancik	18	430	23.9	43	0
1966	Bobby Jancik	34	875	25.7	53	0
1967	Zeke Moore	14	405	28.9	92	1
1968	Zeke Moore	32	787	24.6	45	0
1969	Jerry LeVias	38	940	24.7	87	0
1970	Jerry LeVias	26	598	23.0	37	0
1971	Linzy Cole	32	834	26.1	45	0
1972	Willie Rodgers	17	335	19.7	31	0
1973	Bob Gresham	27	723	26.8	103t	1
1974	Billy Johnson	29	785	27.1	67	0
1975	Billy Johnson	33	798	24.2	81t	1
1976	Billy Johnson	26	579	22.2	53	0
1977	Billy Johnson	25	630	25.2	76t	1
1978	Johnnie Dirden	32	780	24.4	60	0
1979	Richard Ellender	24	514	21.4	35	0
1980	Carl Roaches	37	746	20.2	46	0
1981	Carl Roaches	28	769	27.5	96t	1
1982	Carl Roaches	21	441	21.0	45	0
1983	Steve Brown	31	795	25.6	93t	1
1984	Carl Roaches	30	679	22.6	49	0
1985	Willie Drewrey	26	642	24.7	52	0
1986	Willie Drewrey	25	500	20.0	32	0
	Allen Pinkett	26	519	20.0	48	0
1987	Curtis Duncan	28	546	19.5	62	0
1988	Leonard Harris	34	678	19.9	56	0
1989	Kenny Johnson	21	372	17.7	39	0
1990	Gerald McNeil	27	551	20.4	64	0
1991	Allen Pinkett	26	508	19.5	41	0
1992	Pat Coleman	14	290	20.7	28	0
1993	Willie Drewrey	15	293	19.5	34	0
1994	Todd McNair	23	481	20.9	44	0
1995	Mel Gray	53	1,183	22.3	54	0
1996	Mel Gray	50	1,224	24.5	88	0
1997	Derrick Mason	26	551	21.2	54	0
1998	Mike Archie	42	913	21.7	50	0
1999	Derrick Mason	41	805	19.6	41	0
2000	Derrick Mason	42	1,132	27.0	66	0
2001	Derrick Mason	34	748	22.0	101t	1
2002	John Simon	20	371	18.6	29	0
2003	Jake Schifino	35	703	20.1	39	0
2004	Jason McAddley	38	849	22.3	45	0
2005	Pacman Jones	43	1,127	26.2	85	0
2006	Bobby Wade	50	1,194	23.9	48	0
2007	Michael Griffin	18	422	23.4	48	0
2008	Chris Carr	35	984	28.1	52	0
2009	Kenny Britt	24	523	21.8	56	0
2010	Marc Mariani	60	1,530	25.5	98t	1
2011	Marc Mariani	32	748	23.4	49	0
2012	Darius Reynaud	53	1,240	23.4	105t	1
2013	Leon Washington	16	481	30.1	95	0
2014	Leon Washington	31	738	23.8	52	0
2015	Dexter McCluster	13	285	21.9	32	0
2016	Marc Mariani	26	560	21.5	37	0

PUNT RETURNS

Year	Player	No	Yds	Avg	Lg	TD
1960	Billy Cannon	4	96	24.0	51	0
1961	Billy Cannon	9	70	7.8	20	0
1962	Bobby Jancik	14	164	11.7	21	0
1963	Bobby Jancik	13	145	11.2	56	0
1964	Bobby Jancik	14	220	15.7	82t	1
1965	Bobby Jancik	12	85	7.1	25	0
1966	Ode Burrell	8	76	9.5	29	0
1967	Larry Carwell	9	154	17.1	54	0
1968	Sid Blanks	22	179	8.1	39	0
1969	Jerry LeVias	35	292	8.3	46	0
1970	Jerry LeVias	25	213	8.5	33	0
1971	Linzy Cole	14	107	7.6	31	0
1972	Ken Houston	25	148	5.9	33	0
1973	Jeff Severson	16	126	7.9	74	0
1974	Billy Johnson	30	409	13.6	49	0
1975	Billy Johnson	40	612	15.3	83t	3
1976	Billy Johnson	39	397	10.2	46	0
1977	Billy Johnson	35	539	15.4	87t	2
1978	Ronnie Coleman	16	142	8.9	32	0
1979	Richard Ellender	31	203	6.5	36	0
1980	Carl Roaches	47	384	8.2	68	0
1981	Carl Roaches	39	296	7.6	40	0
1982	Carl Roaches	19	104	5.5	25	0
1983	Carl Roaches	20	159	8.0	23	0
1984	Carl Roaches	26	152	5.8	18	0
1985	Willie Drewrey	24	215	9.0	23	0
1986	Willie Drewrey	25	262	7.7	25	0
1987	Kenny Johnson	24	196	8.2	26	0
1988	Kenny Johnson	30	170	5.7	16	0
1989	Kenny Johnson	19	122	6.4	19	0
1990	Gerald McNeil	30	172	5.7	26	0
1991	Pat Coleman	22	138	6.3	24	0
1992	Webster Slaughter	20	142	7.1	20	0
1993	Willie Drewrey	41	275	6.7	18	0
1994	Ernest Givins	37	210	5.7	78t	1
1995	Mel Gray	30	303	10.1	20	0
1996	Mel Gray	22	205	9.3	40	0
1997	Mel Gray	17	144	8.5	30	0
1998	Derrick Mason	31	228	7.4	25	0
1999	Derrick Mason	26	225	8.7	65t	1
2000	Derrick Mason	51	662	13.0	69t	1
2001	Derrick Mason	20	128	6.4	20	0
2002	John Simon	13	113	8.7	30	0
2003	Justin McCareins	29	330	11.4	58t	1
2004	Derrick Mason	24	93	3.9	13	0
2005	Pacman Jones	29	272	9.4	52t	1
2006	Pacman Jones	34	440	12.9	90t	3
2007	Chris Davis	31	293	9.5	39	0
2008	Chris Carr	32	323	10.1	44	0
2009	Alvin Pearman	11	112	10.2	18	0
2010	Marc Mariani	27	329	12.2	87t	1
2011	Marc Mariani	46	490	10.7	79t	1
2012	Darius Reynaud	31	410	13.2	81t	2
2013	Darius Reynaud	18	135	7.5	35	0
2014	Dexter McCluster	22	155	7.0	48	0
2015	Dexter McCluster	24	217	9.0	37	0
2016	Marc Mariani	29	235	8.1	18	0

YEAR-BY-YEAR LEADERS

INTERCEPTIONS							SACKS		
Year	Player	No	Yds	Avg	Lg	TD	Year	Player	Total
1960	Mark Johnston (CB)	4	42	10.5	33	0	1960	Don Floyd (DE)	4
	Dennit Morris (LB)	4	32	8.0	26	0	1961	Doug Cline (LB)	6
	Julian Spence (S)	4	5	1.3	5	0	1962	Ed Husmann (DT)	10
1961	Jim Norton (S)	9	150	16.7	36	0	1963	Ed Husmann (DT)	5
1962	Jim Norton (S)	8	75	9.4	36	0		Gary Cutsinger (DE)	5
1963	Fred Glick (S)	12	180	15.0	40	1	1964	Ed Husmann (DT)	4
1964	Pete Jaquess (CB)	8	141	17.6	98t	1		Don Floyd (DE)	4
1965	W.K. Hicks (CB)	9	156	17.3	31	0	1965	Gary Cutsinger (DE)	7
1966	Jim Norton (S)	4	125	31.3	56	0	1966	Gary Cutsinger (DE)	5
	Fred Glick (S)	4	47	11.8	41	0	1967	George Rice (DT)	6
1967	Miller Farr (CB)	10	264	26.4	67	3	1968	Pat Holmes (DE)	6
1968	Ken Houston (S)	5	160	32.0	66t	2	1969	Elvin Bethea (DE)	14
1969	Miller Farr (CB)	6	48	8.0	35	0	1970	Elvin Bethea (DE)	9.5
1970	Zeke Moore (CB)	6	85	14.2	32	0	1971	Elvin Bethea (DE)	13
1971	Ken Houston (S)	9	220	24.4	48t	4	1972	Mike Tilleman (DT)	12
1972	Bob Atkins (S)	2	37	18.5	34	0	1973	Elvin Bethea (DE)	17
	John Charles (S)	2	6	3.0	6	0	1974	Ted Washington (LB)	11
1973	Guy Roberts (LB)	4	55	13.8	27	0	1975	Curly Culp (DT)	11.5
	Jeff Severson (S)	4	24	6.0	19	0	1976	Elvin Bethea (DE)	14.5
1974	Bob Atkins (S)	6	85	14.2	36	0	1977	James Young (DE)	7.5
1975	Zeke Moore (CB)	5	137	27.4	74	0	1978	Elvin Bethea (DE)	8
1976	C.L. Whittington (S)	5	103	20.6	50	0	1979	Jesse Baker (DE)	15.5
1977	Mike Reinfeldt (S)	5	78	15.6	30	0	1980	Mike Stensrud (DE)	7
1978	Willie Alexander (CB)	5	51	10.2	29	0	1981	Jesse Baker (DE)	10
1979	Mike Reinfeldt (S)	12	205	17.1	39	0	1982	Jesse Baker (DE)	7.5
1980	Jack Tatum (S)	7	100	14.3	35	0	1983	Jesse Baker (DE)	5.5
1981	Greg Stemrick (CB)	3	94	31.3	38	0	1984	Jesse Baker (DE)	11
	Carter Hartwig (DB)	3	78	26.0	36	0	1985	Jesse Baker (DE)	5.5
1982	Robert Brazile (LB)	1	31	31.0	31	0	1986	Ray Childress (DE)	5
	Gregg Bingham (LB)	1	8	8.0	8	0	1987	Ray Childress (DE)	6
	Vernon Perry (S)	1	8	8.0	8	0	1988	Ray Childress (DE)	8.5
1983	Willie Tullis (DB)	5	65	13.0	44	0		William Fuller (DE)	8.5
1984	Willie Tullis (DB)	4	48	12.0	22	0	1989	Ray Childress (DE)	8.5
1985	Steve Brown (CB)	5	41	8.2	22	0	1990	Sean Jones (DE)	12.5
1986	Allen Lyday (S)	3	24	8.0	24	0	1991	William Fuller (DE)	15
	Patrick Allen (CB)	3	20	6.7	18	0	1992	Ray Childress (DE)	13
1987	Keith Bostic (S)	6	-14	-2.3	7	0	1993	Sean Jones (DE)	13
1988	Jeff Donaldson (S)	4	29	7.3	23	0	1994	Lamar Lathon (DE)	8.5
1989	Steve Brown (CB)	5	54	10.8	41	0	1995	Anthony Cook (DE)	4.5
1990	Richard Johnson (CB)	8	100	12.5	35	1		Henry Ford (DE)	4.5
1991	Cris Dishman (CB)	6	61	10.2	43	0	1996	Anthony Cook (DE)	7.5
1992	Jerry Gray (CB)	6	24	4.0	22	0	1997	Kenny Holmes (DE)	7
1993	Marcus Robertson (S)	7	137	19.6	69	0		Gary Walker (DT)	7
1994	Darryll Lewis (CB)	5	57	11.4	20	0	1998	Lonnie Marts (LB)	4
1995	Darryll Lewis (CB)	6	145	24.2	98t	1	1999	Jevon Kearse (DE)	14.5
1996	Darryll Lewis (CB)	5	103	20.6	53	1	2000	Jevon Kearse (DE)	11.5
1997	Darryll Lewis (CB)	5	115	23.0	47t	1	2001	Jevon Kearse (DE)	10.0
	Marcus Robertson (S)	5	127	25.4	48	0	2002	Kevin Carter (DE)	10.0
1998	Darryll Lewis (CB)	4	40	10.0	33	0	2003	Jevon Kearse (DE)	9.5
1999	Samari Rolle (CB)	4	65	16.3	30	0	2004	Kevin Carter (DE)	6.0
2000	Samari Rolle (CB)	7	140	20.0	81t	1	2005	Kyle Vanden Bosch (DE)	12.5
2001	Andre Dyson (CB)	3	36	12.0	36	0	2006	Kyle Vanden Bosch (DE)	6.5
	Samari Rolle (CB)	3	3	1.0	3	0	2007	Kyle Vanden Bosch (DE)	12
2002	Lance Schulters (S)	6	56	9.3	28	0	2008	Albert Haynesworth (DT)	8.5
2003	Samari Rolle (CB)	6	141	23.5	52	0	2009	Jacob Ford (DE)	5.5
2004	Andre Dyson (CB)	6	135	22.5	44	0	2010	Jason Babin (DE)	12.5
2005	Reynaldo Hill (CB)	3	88	29.3	52t	1	2011	Karl Klug (DT)	7.0
2006	Chris Hope (S)	5	105	21.0	61t	1	2012	Derrick Morgan (DE)	6.5
2007	Keith Bulluck (LB)	5	63	12.6	35	0	2013	Jurrell Casey (DT)	10.5
2008	Michael Griffin (S)	7	172	24.6	83t	1	2014	Derrick Morgan (OLB)	6.5
2009	Cortland Finnegan (CB)	5	194	38.8	80	1	2015	Jurrell Casey (DT)	7.0
2010	Michael Griffin (S)	4	50	12.5	28	0		Brian Orakpo (OLB)	7.0
2011	Michael Griffin (S)	2	0	0.0	0	0	2016	Brian Orakpo (OLB)	10.5
	Jason McCourty (CB)	2	52	26.0	30	0			
2012	Michael Griffin (S)	4	59	14.8	33	0			
	Jason McCourty (CB)	4	29	7.3	28	0			
2013	Alterraun Verner (CB)	5	68	13.6	34	1			
2014	Jason McCourty (CB)	3	0	0.0	0	0			
2015	Zach Brown (LB)	2	45	22.5	45	0			
	Coty Sensabaugh (CB)	2	42	21.0	26t	1			
2016	Perrish Cox (CB)	3	3	1.0	3	0			

YEAR-BY-YEAR LEADERS

TACKLES (SINCE 1974)

Year	Player	Solo	Assist	Total
1974	Gregg Bingham (LB)	128	78	206
1975	Gregg Bingham (LB)	110	75	185
1976	Gregg Bingham (LB)	100	91	191
1977	Gregg Bingham (LB)	95	95	190
1978	Gregg Bingham (LB)	109	114	223
1979	Gregg Bingham (LB)	100	103	203
1980	Gregg Bingham (LB)	112	100	212
1981	Gregg Bingham (LB)	112	60	172
1982	Daryl Hunt (LB)	61	24	85
1983	Gregg Bingham (LB)	87	48	135
1984	Robert Abraham (LB)	106	92	198
1985	Avon Riley (LB)	80	67	147
1986	John Grimsley (LB)	112	87	199
1987	Al Smith (LB)	46	56	102
1988	John Grimsley (LB)	70	45	115
1989	John Grimsley (LB)	73	30	103
1990	Al Smith (LB)	78	26	104
1991	Al Smith (LB)	101	45	146
1992	Al Smith (LB)	70	52	122
1993	Al Smith (LB)	67	28	95
1994	Al Smith (LB)	97	45	142
1995	Blaine Bishop (S)	75	22	97
1996	Blaine Bishop (S)	73	36	100
1997	Barron Wortham (LB)	61	36	97
1998	Joe Bowden (LB)	88	57	145
1999	Blaine Bishop (S)	83	30	113
	Eddie Robinson (LB)	64	49	113
2000	Randall Godfrey (LB)	97	72	169
2001	Randall Godfrey (LB)	79	32	111
2002	Keith Bulluck (LB)	116	64	180
2003	Keith Bulluck (LB)	110	61	171
2004	Keith Bulluck (LB)	108	63	171
2005	Keith Bulluck (LB)	106	44	150
2006	Keith Bulluck (LB)	107	54	161

Year	Player	Solo	Assist	Total
2007	David Thornton (LB)	97	43	140
2008	Keith Bulluck (LB)	83	37	120
2009	Stephen Tulloch (LB)	95	37	132
2010	Stephen Tulloch (LB)	121	48	169
2011	Jordan Babineaux (S)	81	36	117
2012	Akeem Ayers (LB)	79	31	110
2013	Bernard Pollard (S)	93	49	142
2014	Wesley Woodyard (LB)	66	68	134
2015	Avery Williamson (LB)	79	58	137
2016	Avery Williamson (LB)	76	73	149

INDIVIDUAL RECORDS: SERVICE

Number of Games Played in Regular Season

1960-77: 14 games

1978-81, 1983-86, 1988-present: 16 games

1982: 9 games

1987: 15 games

Most Seasons

19	Bruce Matthews, 1983-2001
16	Elvin Bethea, 1968-83
13	Brad Hopkins, 1993-2005
12	Gregg Bingham, 1973-84
12	Mike Munchak, 1982-93
12	Craig Hentrich, 1998-09

Most Seasons, Active

8	Jason McCourty, 2009-16
8	Brett Kern , 2009-16

Most Games Played

296	Bruce Matthews, 1983-2001
210	Elvin Bethea, 1968-83
194	Brad Hopkins, 1993-2005
177	Craig Hentrich, 1998-2009
173	Gregg Bingham, 1973-84
160	Ray Childress, 1985-95
159	Mike Munchak, 1982-93

157	Keith Bulluck, 2000-09
152	Benji Olson, 1998-2007
151	Al Del Greco, 1991-2000
148	Michael Roos, 2005-14
147	Robert Brazile, 1975-84
146	Ted Thompson, 1975-84
145	Zeke Moore, 1967-77
144	Rob Bironas, 2005-13
144	Ken Burrough, 1971-81
141	Michael Griffin, 2007-15
141	Warren Moon, 1984-93

Most Games Played, Active

122	Brett Kern , 2009-16
108	Jason McCourty, 2009-16

Most Consecutive Games Played

232	Bruce Matthews, 1987-2001
147	Robert Brazile, 1975-84
146	Craig Hentrich, 1998-2007
144	Rob Bironas, 2005-13
135	Elvin Bethea, 1968-77
135	Keith Bulluck, 2000-09
134	Gregg Bingham, 1973-81
128	Eddie George, 1996-2003

Most Consecutive Games Played, Active

122	Brett Kern , 2009-16
80	Beau Brinkley , 2012-16

Most Consecutive Games Started

229	Bruce Matthews, 1987-2001
147	Robert Brazile, 1975-84
135	Elvin Bethea, 1968-77
134	Gregg Bingham, 1973-81
128	Eddie George, 1996-2003
127	Keith Bulluck, 2001-09

Most Consecutive Games Started, Active

33	DaQuan Jones , 2014-16
32	Brian Orakpo , 2015-16

INDIVIDUAL RECORDS: SCORING

Most Seasons Leading Team

9	Rob Bironas, 2005-13
9	Al Del Greco, 1992-2000
7	George Blanda, 1960-66
5	Tony Zendejas, 1985-90

Most Consecutive Seasons Leading Team

9	Rob Bironas, 2005-13
9	Al Del Greco, 1992-2000
7	George Blanda, 1960-66
5	Tony Zendejas, 1985-89

POINTS

Career

1,060	Al Del Greco, 1991-2000 (322 PAT, 246 FG)
1,032	Rob Bironas, 2005-13 (315 PAT, 239 FG)
598	George Blanda, 1960-66 (4 TD, 301 PAT, 91 FG)
548	Tony Zendejas, 1985-90 (197 PAT, 117 FG)
450	Eddie George, 1996-2003 (74 TD, 3 two-point)
438	Earl Campbell, 1978-84 (73 TD)

Season

136	Al Del Greco, 1998 (28 PAT, 36 FG)
133	Rob Bironas, 2007 (28 PAT, 35 FG)
131	Al Del Greco, 1996 (35 PAT, 32 FG)
127	Rob Bironas, 2008 (40 PAT, 29 FG)
126	Al Del Greco, 1993 (39 PAT, 29 FG)
123	Gary Anderson, 2003 (42 PAT, 27 FG)

Most Seasons, 100 or More Points

8	Al Del Greco, 1992-93, 1995-2000
7	Rob Bironas, 2007-13
2	George Blanda, 1960-61
2	Tony Zendejas, 1988-89

Season, Rookie

92	Tony Zendejas, 1985 (29 PAT, 21 FG)
86	Roy Gerela, 1969 (29 PAT, 19 FG)
72	Bill Groman, 1960 (12 TD)

Game

30	Billy Cannon, @ N.Y. Titans, 12/10/61 (5 TD)
26	Rob Bironas, @ Hou., 10/21/07 (8 FG, 2 PAT)
26	George Blanda, vs. L.A. Chargers, 9/18/60 (3 TD, 5 PAT, 1 FG)

Game, Opponent

24	Art Powell, @ Oakland, 12/22/63
24	Corey Dillon, @ Cincinnati, 12/4/97
19	Cody Parkey, @ Philadelphia, 11/23/14
19	Horst Muhlmann, vs. Cincinnati, 12/17/72
18	19 times, last by Allen Robinson, vs. Jacksonville, 12/6/15

Most Consecutive Games Scoring

67	Al Del Greco, 1994-00
46	Rob Bironas, 2006-08

TOUCHDOWNS

Career

74	Eddie George, 1996-2003
73	Earl Campbell, 1978-84
58	Chris Johnson, 2008-13
51	Charlie Hennigan, 1960-66
49	Kenny Burrough, 1971-81
	Ernest Givins, 1986-94

Season

19	Earl Campbell, 1979
18	Bill Groman, 1961

Game

5	Billy Cannon, @ N.Y. Titans, 12/10/61
---	---------------------------------------

Game, Opponent

4	Art Powell, @ Oakland, 12/22/63
4	Bob Hayes, @ Dallas, 12/20/70
4	Corey Dillon, @ Cincinnati, 12/4/97
3	20 times, last by Allen Robinson, vs. Jacksonville, 12/6/15

Most Consecutive Games Scoring TD

8	Bill Groman, 1961
6	DeMarco Murray, 2016
5	Hoyle Granger, 1967
5	Earl Campbell, 1979
5	Chris Sanders, 1995
5	Kenny Britt, 2010

POINTS AFTER TOUCHDOWNS

Career

322	Al Del Greco, 1991-2000
315	Rob Bironas, 2005-13
301	George Blanda, 1960-66
197	Tony Zendejas, 1985-90
149	Toni Fritsch, 1977-81

Season

64	George Blanda, 1961
48	George Blanda, 1962
	Tony Zendejas, 1988

Game

8	George Blanda, vs. N.Y. Titans, 10/14/62
7	George Blanda, @ Denver, 11/5/61
7	George Blanda, vs. N.Y. Titans, 11/19/61
7	George Blanda, @ Oakland, 12/22/63
7	Teddy Garcia, vs. Cleveland, 12/9/90

Most Made, Opponent, Game

8	Stephen Gostkowski, @ New England, 10/18/09
7	Mason Crosby, @ Green Bay, 12/23/12
7	Cotton Davidson, @ Oakland, 12/22/63
7	Horst Muhlmann, vs. Cincinnati, 12/17/72
7	Jim Breech, @ Cincinnati, 12/17/89
7	Sebastian Janikowski, @ Oakland, 9/29/02

7	Lawrence Tynes, vs. Kansas City, 12/13/04
---	---

Most Consecutive PATs

285	Rob Bironas, 2006-13
229	Al Del Greco, 1993-2000
79	Gary Anderson, 2003-04
76	Al Del Greco, 1991-93
75	Skip Butler, 1972-76

Most Two-Point Conversions, Career

3	Eddie George, 1996-2003
3	Haywood Jeffires, 1987-95
3	Steve McNair, 1995-2005

Most Two-Point Conversions, Season

3	Haywood Jeffires, 1994
---	------------------------

Most Two-Point Conversions, Game

1	29 times, last by Dexter McCluster from Marcus Mariota at N.Y. Jets, 12/13/15 (pass)
---	--

Most Two-Point Conversions, Opponent, Game

2	Charles Johnson @ Pittsburgh, 11/1/98 (pass, pass)
---	--

FIELD GOALS

Most Attempted, Career

295	Al Del Greco, 1991-2000
279	Rob Bironas, 2005-13
187	George Blanda, 1960-66
163	Tony Zendejas, 1985-90
121	Skip Butler, 1972-77

Most Attempted, Season

40	Roy Gerela, 1969
39	Al Del Greco, 1998
39	Rob Bironas, 2007
38	Al Del Greco, 1996
37	Tony Zendejas, 1989
35	Al Del Greco, 1997

Most Attempted, Game

8	Rob Bironas, @ Houston, 10/21/07
6	George Blanda, vs. N.Y. Titans, 10/9/60
6	George Blanda, vs. Denver, 9/14/63
6	Skip Butler, @ Cleveland, 10/12/75
6	Al Del Greco, vs. Atlanta, 12/5/93

Most Attempted, Opponent, Game

7	Tom Dempsey, Philadelphia, 11/12/72
6	Roy Gerela, Pittsburgh, 12/9/73
6	Jim Breech, @ Cincinnati, 11/1/87
6	John Carney, @ San Diego, 9/19/93
6	Sebastian Janikowski, @ Oakland, 11/24/13
6	Cody Parkey, @ Philadelphia, 11/23/14
6	Blair Walsh, Minnesota, 9/11/16

Most Made, Career

246	Al Del Greco, 1991-2000
239	Rob Bironas, 2005-13
117	Tony Zendejas, 1985-90
91	George Blanda, 1960-66
81	Toni Fritsch, 1977-81

INDIVIDUAL RECORDS: SCORING

Most Made, Season

36	Al Del Greco, 1998
35	Rob Bironas, 2007
32	Al Del Greco, 1996
29	Al Del Greco, 1993
29	Rob Bironas, 2008
29	Rob Bironas, 2011

Most Made, Game

* 8	Rob Bironas, @ Houston, 10/21/07
5	Al Del Greco, @ Philadelphia, 12/3/2000
5	Roy Gerela, vs. Miami, 9/28/69

* Denotes NFL Record

Most Made, Opponent, Game

6	Tom Dempsey, vs. Philadelphia, 11/12/72
6	John Carney, @ San Diego, 9/19/93
5	Josh Brown, vs. N.Y. Giants, 12/7/14
5	Cody Parkey, @ Philadelphia, 11/23/14
5	Adam Vinatieri, @ Indianapolis, 12/1/13
5	Rian Lindell, @ Buffalo, 12/24/06
5	Mike Vanderjagt, vs. Indianapolis, 12/7/03
5	Steve Christie, vs. Buffalo, 9/18/94
5	Jim Breech, @ Cincinnati, 11/1/87

Most Consecutive Field Goals Made

20	Al Del Greco, 1998-99
20	Rob Bironas, 2007-08
20	Rob Bironas, 2010
20	Rob Bironas, 2011-12
19	Rob Bironas, 2007
18	Al Del Greco, 1995-96
16	Ryan Succop , 2016
15	Ryan Succop , 2014-15
14	Al Del Greco, 1999-2000

14	Rob Bironas, 2011
13	Al Del Greco, 1994-95

Most Consecutive Games With Field Goal Made

20	Rob Bironas, 2009-10
19	Rob Bironas, 2006-07
13	Rob Bironas, 2011-12
12	Al Del Greco, 1998
12	Gary Anderson, 2003
12	Rob Bironas, 2008
10	George Blanda, 1964-65
10	George Blanda, 1966

Longest Field Goal

60	Rob Bironas, vs. Indianapolis, 12/3/06
56	Al Del Greco, vs. San Francisco, 10/27/96
56	Rob Bironas, @ Denver, 11/19/07
55	Rob Bironas, vs. Denver, 10/3/10
55	Rob Bironas, vs. Houston, 12/29/13
55	George Blanda, vs. San Diego, 12/3/61
54	George Blanda, @ Oakland, 11/11/62
54	Skip Butler, @ Buffalo, 9/19/76
54	Al Del Greco, vs. Kansas City, 9/20/92

Longest Field Goal, Opponent

64	Matt Prater, @ Denver, 12/8/13
56	Jason Myers, @ Jacksonville, 12/24/16
56	Jason Elam, Denver, 11/26/95
55	Chris Bahr, @ Cincinnati, 9/23/79
55	Matt Stover, Cleveland, 11/17/91
54	Jan Stenerud, Kansas City, 9/9/67
54	Gary Anderson, Pittsburgh, 12/8/91
54	Matt Bahr, @ N.Y. Giants, 12/21/91

54	Ryan Longwell, Green Bay, 12/16/01
----	------------------------------------

Highest Field Goal Percentage, Career (100 made)

85.7	Rob Bironas, 2005-13, (239 of 279)
83.4	Al Del Greco, 1991-2000, (246 of 295)

Season

92.3	Al Del Greco, 1998 (36 of 39)
92.3	Rob Bironas, 2010 (24 of 26)
91.7	Ryan Succop , 2016 (22 of 24)
90.6	Rob Bironas, 2011 (29 of 32)
89.7	Rob Bironas, 2007 (35 of 39)
87.9	Rob Bironas, 2008 (29 of 33)
87.5	Ryan Succop , 2015 (14 of 16)
87.1	Gary Anderson, 2003 (27 of 31)
87.1	Al Del Greco, 1995 (27 of 31)
86.4	Ryan Succop , 2014 (19 of 22)
86.2	Rob Bironas, 2013 (25 of 29)
85.3	Al Del Greco, 1993 (29 of 34)
85.0	Florian Kempf, 1983 (17 of 20)

SAFETIES

Most Safeties, Career

2	Elvin Bethea (1968-83)
2	James Young (1977-79)

Most Safeties, Game

1	40 times, last by team vs. N.Y. Jets (12/14/14), intentional grounding penalty on Jets in end zone
---	--

ATTEMPTS

Career

2,733	Eddie George, 1996-2003
1,979	Earl Campbell, 1978-84
1,742	Chris Johnson, 2008-13
1,000	Lorenzo White, 1988-94
910	Mike Rozier, 1985-90
908	Charles Tolar, 1960-66
773	Hoyle Granger, 1966-70, 72

Season

403	Eddie George, 2000
-----	--------------------

373	Earl Campbell, 1980
368	Earl Campbell, 1979
361	Earl Campbell, 1981

Game

39	Earl Campbell, vs. Seattle, 10/11/81
38	Earl Campbell, @ Kansas City, 10/12/80
37	Earl Campbell, vs. Cincinnati, 10/4/81

Game, Opponent

39	Corey Dillon, @ Cincinnati, 12/4/97
34	Rodney Hampton, N.Y. Giants, 11/21/94
33	Le'Veon Bell, Pittsburgh, 11/17/14
32	Greg Pruitt, Cleveland, 12/3/81
32	Tony Collins, @ New England, 11/28/82
32	Melvin Gordon, @ San Diego, 11/6/16

YARDS GAINED

Career

10,009	Eddie George, 1996-2003
8,574	Earl Campbell, 1978-84
7,965	Chris Johnson, 2008-13
4,079	Lorenzo White, 1988-94
3,514	Hoyle Granger, 1966-70, 72
3,439	Steve McNair, 1995-05
3,426	Mike Rozier, 1985-90

Season

2,006	Chris Johnson, 2009
1,934	Earl Campbell, 1980
1,697	Earl Campbell, 1979
1,509	Eddie George, 2000
1,450	Earl Campbell, 1978

Season, Rookie

1,450	Earl Campbell, 1978
1,368	Eddie George, 1996
1,228	Chris Johnson, 2008
947	Rodney Thomas, 1995
756	Sid Blanks, 1964
652	Rob Carpenter, 1977

Game

228	Chris Johnson vs. Jacksonville, 11/1/09
-----	---

INDIVIDUAL RECORDS: RUSHING

216	Billy Cannon, @ N.Y. Titans, 12/10/61
216	Eddie George, vs. Oakland, 8/31/97
206	Earl Campbell, @ Chicago, 11/16/80

Game, Opponent

246	Corey Dillon, @ Cincinnati, 12/4/97
215	Eric Dickerson, @ L.A. Rams, 12/9/84
204	Le'Veon Bell, Pittsburgh, 11/17/14
201	James Brooks, @ Cincinnati, 12/23/90

Longest Run

94	Chris Johnson, vs. N.Y. Jets, 12/17/12 (TD)
91	Chris Johnson, vs. Houston, 9/20/09 (TD)
91	Sid Blanks, vs. N.Y. Jets, 12/13/64 (TD)
89	Chris Johnson vs. Jacksonville, 11/1/09 (TD)
87	Marcus Mariota vs. Jacksonville, 12/6/15 (TD)
85	Chris Johnson vs. Arizona, 11/29/09 (TD)
83	Chris Johnson @ Buffalo, 10/21/12 (TD)
81	Earl Campbell, vs. Miami, 11/20/78 (TD)

Longest Run, Opponent

91	Wilbert Montgomery, @ Philadelphia, 12/19/82 (TD)
80	Donald Brown, @ Indianapolis, 12/18/11 (TD)
80	Corey Dillon at Cincinnati, 10/8/2000 (TD)
80	Wray Carlton, vs. Buffalo, 12/5/65 (TD)
79	Bill Mathis, @ N.Y. Jets, 11/21/65

Most Seasons, 1,000 or More Yards

7	Eddie George, 1996-2000, 2002-03
6	Chris Johnson, 2008-13
5	Earl Campbell, 1978-81, 1983

1	Nine players, last by DeMarco Murray in 2016
---	--

Most Consecutive Seasons, 1,000 or More Yards

6	Chris Johnson, 2008-13
5	Eddie George, 1996-2000
4	Earl Campbell, 1978-81
2	Eddie George, 2002-03

Most Games, 200 or More Yards, Season

4	Earl Campbell, 1980
1	Three times, last by Chris Johnson, 2009

Most Games, 100 or More Yards, Career

39	Earl Campbell, 1978-84
36	Eddie George, 1996-03
35	Chris Johnson, 2008-13
11	Hoyle Granger, 1966-70, 1972
8	Mike Rozier, 1985-90

Most Games, 100 or More Yards, Season

12	Chris Johnson, 2009
11	Earl Campbell, 1979
10	Earl Campbell, 1980
8	Chris Johnson, 2010
8	Eddie George, 1997
7	Hoyle Granger, 1967
7	Earl Campbell, 1978, 1983

Most Consecutive Games, 100 or More Yards

12	Chris Johnson, 2009-10
7	Earl Campbell, 1979
6	Earl Campbell, 1980
5	Eddie George, 1998

AVERAGE GAIN

Career (Minimum 750 attempts)

4.57	Chris Johnson (2008-13)
4.56	Hoyle Granger (1966-70, 1972)
4.33	Earl Campbell (1978-84)
4.08	Lorenzo White (1988-94)

Season

5.60	Chris Johnson, 2009
------	---------------------

5.21	Sid Blanks, 1964
5.18	Earl Campbell, 1980
5.14	Gary Brown, 1993
5.05	Hoyle Granger, 1967

TOUCHDOWNS

Career

73	Earl Campbell, 1978-84
64	Eddie George, 1996-2003
50	Chris Johnson, 2008-13
36	Steve McNair, 1995-2005
29	Lorenzo White, 1988-94
27	Mike Rozier, 1985-90

Season

19	Earl Campbell, 1979
15	LenDale White, 2008
14	Eddie George, 2000
14	Chris Johnson, 2009

Season, Rookie

13	Earl Campbell, 1978
----	---------------------

Game

4	Earl Campbell, vs. Miami, 11/20/78
4	Lorenzo White, vs. Cleveland, 12/9/90

Game, Opponent

4	Corey Dillon, @ Cincinnati, 12/4/97
3	12 times, last by Marshall Faulk, @ Ind., 9/4/94

Most Consecutive Games, Rushing Touchdown

5	Earl Campbell, 1979
5	DeMarco Murray, 2016
4	Earl Campbell, 1981
4	Alonzo Highsmith, 1989
4	Gary Brown, 1993
4	Eddie George, 2000
4	LenDale White, 2008
3	11 times, last by Chris Johnson, 2009-10

INDIVIDUAL RECORDS: PASSING

Most Seasons Leading Team

10	Warren Moon, 1984-93
9	Dan Pastorini, 1971-79
8	Steve McNair, 1997-2003, 2005

Most Consecutive Seasons Leading Team

10	Warren Moon, 1984-93
9	Dan Pastorini, 1971-79
7	George Blanda, 1960-66
7	Steve McNair, 1997-2003

ATTEMPTS

Career

4,546	Warren Moon, 1984-93
3,871	Steve McNair, 1995-2005
2,784	George Blanda, 1960-66

2,767	Dan Pastorini, 1971-79
1,190	Vince Young, 2006-10
1,081	Kerry Collins, 2006-10
824	Pete Beathard, 1967-69
821	Marcus Mariota, 2015-16
739	Ken Stabler, 1980-81

Season

655	Warren Moon, 1991
584	Warren Moon, 1990
520	Warren Moon, 1993
518	Matt Hasselbeck, 2011
505	George Blanda, 1964
492	Steve McNair, 1998
492	Steve McNair, 2002

Game

68	George Blanda, @ Buffalo, 11/1/64
----	-----------------------------------

60	George Blanda, vs. Oakland, 11/7/65
60	Billy Volek, @ Oakland, 12/19/04

Game, Opponent

61	Colt McCoy, @ Cleveland, 10/2/11
59	Peyton Manning, @ Denver, 12/8/13
54	Matt Barkley, @ Chicago, 11/27/16
54	Blake Bortles, Jacksonville, 10/27/16
54	Matt Schaub, Houston, 12/19/10
54	Eric Zeier, @ Cleveland, 11/5/95
53	Mickey Slaughter, Denver, 12/20/64
53	Tommy Kramer, Minnesota, 12/21/80
53	Brian Sipe, @ Cleveland, 9/13/81

COMPLETIONS

INDIVIDUAL RECORDS: PASSING

Career

2,632	Warren Moon, 1984-93
2,305	Steve McNair, 1995-2005
1,426	Dan Pastorini, 1971-79
1,347	George Blanda, 1960-66
689	Vince Young, 2006-10
613	Kerry Collins, 2006-10
506	Marcus Mariota , 2015-16
458	Ken Stabler, 1980-81

Season

404	Warren Moon, 1991
362	Warren Moon, 1990
319	Matt Hasselbeck, 2011
303	Warren Moon, 1993
301	Steve McNair, 2002
293	Ken Stabler, 1980

Game

41	Warren Moon, vs. Dallas, 11/10/91
40	Billy Volek, @ Oakland, 12/19/04
39	Billy Volek, @ San Diego, 10/3/04
37	George Blanda, @ Buffalo, 11/1/64
36	Ryan Fitzpatrick, vs. Arizona, 12/15/13
36	Warren Moon, vs. Seattle, 11/7/93

Game, Opponent

40	Colt McCoy, @ Cleveland, 10/2/11
39	Peyton Manning, @ Denver, 12/8/13
37	Peyton Manning, @ Indianapolis, 11/3/02
36	Tim Couch, Cleveland, 9/22/02
36	Peyton Manning, Indianapolis, 10/11/09
36	Drew Brees, New Orleans, 12/11/11
35	Matt Schaub, Houston, 12/19/10
35	Kyle Orton, Denver, 10/3/10
35	Trevor Siemian, Denver, 12/11/16
34	Mickey Slaughter, Denver, 12/20/64

COMPLETION PERCENTAGE

Career (Minimum 1,500 attempts)

59.5	Steve McNair, 1995-2005 (2,305 of 3,871)
57.9	Warren Moon, 1984-93 (2,632 of 4,546)
51.5	Dan Pastorini, 1971-79 (1,426 of 2,767)
48.4	George Blanda, 1960-66 (1,347 of 2,784)

Season

65.6	Cody Carlson, 1992 (149 of 227)
64.7	Warren Moon, 1992 (224 of 346)
64.5	Ken Stabler, 1980 (293 of 454)
63.2	Chris Chandler, 1995 (225 of 356)
62.6	Steve McNair, 2000 (248 of 396)
62.5	Steve McNair, 2003 (250 of 400)

Game (Min. 20 attempts)

88.5	Chris Chandler, @ Cincinnati, 9/24/95 (23 of 26)
85.7	Ken Stabler, vs. Baltimore, 9/21/80 (18 of 21)
82.6	Steve McNair, vs. Indianapolis, 12/8/02 (19 of 23)
82.6	Warren Moon, vs. Miami, 10/1/89 (19 of 23)

82.1	Ken Stabler, @ Cleveland, 9/15/80 (23 of 28)
81.8	Marcus Mariota , vs. Jacksonville, 10/27/16 (18 of 22)
80.0	Chris Chandler, @ Cleveland, 11/5/95 (16 of 20)

YARDS GAINED

Career

33,685	Warren Moon, 1984-93
27,141	Steve McNair, 1995-2005
19,149	George Blanda, 1960-66
16,846	Dan Pastorini, 1971-79
8,098	Vince Young, 2006-10
6,804	Kerry Collins, 2006-10
6,244	Marcus Mariota , 2015-16
5,190	Ken Stabler, 1980-81
5,128	Pete Beathard, 1967-69

Season

4,690	Warren Moon, 1991
4,689	Warren Moon, 1990
3,631	Warren Moon, 1989
3,571	Matt Hasselbeck, 2011
3,489	Warren Moon, 1986
3,485	Warren Moon, 1993

Game

527	Warren Moon, @ Kansas City, 12/16/90
492	Billy Volek, @ Oakland, 12/19/04
464	George Blanda, @ Buffalo, 10/29/61

Game, Opponent

425	Peyton Manning, @ Indianapolis, 12/5/04
407	Tom Flores, @ Oakland, 12/22/63
406	Tony Romo, @ Dallas, 10/10/10
397	Peyton Manning, @ Denver, 12/8/13
393	Andrew Luck, @ Indianapolis, 9/28/14
389	Drew Brees, @ New Orleans, 11/8/15
389	Jim McMahon, @ San Diego, 9/17/89
387	Boomer Esiason, @ Cincinnati, 11/1/87
386	Eli Manning, @ N.Y. Giants, 9/26/10

Most Seasons, 3,000 or More Passing Yards

6	Warren Moon, 1984-93
5	Steve McNair, 1998, 2001-2003
3	George Blanda, 1960-66

Most Games, 400 or More Passing Yards, Career

4	Warren Moon, 1984-93
2	Billy Volek, 2000-06
2	George Blanda, 1960-66
1	Ryan Fitzpatrick, 2013
1	Jacky Lee, 1960-63; 1966-67
1	Steve McNair, 1995-2005

Most Games, 400 or More Passing Yards, Season

2	Billy Volek, 2004
2	George Blanda, 1961
2	Warren Moon, 1991

Most Games, 300 or More Passing Yards, Career

38	Warren Moon, 1984-93
15	George Blanda, 1960-66

Most Games, 300 or More Passing Yards, Season

9	Warren Moon, 1990
6	Warren Moon, 1991

Most Consecutive Games, 300 or More Passing Yards

4	Warren Moon, 1990
3	George Blanda, 1964
3	Warren Moon, 1985
3	Warren Moon, 1991

Longest Pass Completion (All TDs)

98	Jacky Lee (to Willard Dewveall), vs. S.D., 11/25/62
95	George Blanda (to Dick Compton), vs. Buffalo, 12/5/65
92	Jacky Lee (to Bill Groman), vs. Denver, 11/20/60

Longest Pass Completion, Opponent (All TDs)

94	Jack Kemp (to Glenn Bass), Buffalo, 10/11/64
90	John McCormick (to Bob Scarpitto), @ Den 10/17/65

TOUCHDOWNS

Career

196	Warren Moon, 1984-93
165	George Blanda, 1960-66
156	Steve McNair, 1995-2005
96	Dan Pastorini, 1971-79

Season

36	George Blanda, 1961
33	Warren Moon, 1990
27	George Blanda, 1962
26	Marcus Mariota , 2016
24	Steve McNair, 2003
24	George Blanda, 1963
24	George Blanda, 1960

Game

7*	George Blanda, vs. N.Y. Titans, 11/19/61
6	George Blanda, vs. N.Y. Titans, 10/14/62
5	Steve McNair, vs. Jacksonville, 12/26/99
5	Warren Moon, at Cincinnati, 10/11/92
5	Warren Moon, at Cleveland, 11/18/90
5	Warren Moon, vs. Cincinnati, 10/14/90

* Tied for NFL record

Game, Opponent

6	Tom Flores, @ Oakland, 12/22/63
6	Tom Brady, @ New England, 10/18/09
6	Ryan Fitzpatrick, @ Houston, 11/30/14
5	Joe Namath, @ N.Y. Jets, 9/18/66

INDIVIDUAL RECORDS: PASSING

5	Craig Morton, @ Dallas, 12/20/70
5	Jim Kelly, Buffalo, 9/24/89
5	Kerry Collins, @ Oakland, 12/19/04
5	Ben Roethlisberger, @ Pittsburgh, 10/9/11
5	Blake Bortles, Jacksonville, 12/6/15
4	11 times, last by Andrew Luck, @ Denver, 9/28/14

Most Consecutive Games, Touchdown Pass

23	Steve McNair, 2001-2002
21	Warren Moon, 1990-91
17	Warren Moon, 1992-93
14	George Blanda, 1964-65

HAD INTERCEPTED

Career

189	George Blanda, 1960-66
166	Warren Moon, 1984-93
139	Dan Pastorini, 1971-79

Season

42	George Blanda, 1962
28	Ken Stabler, 1980
26	Warren Moon, 1986

Game

6	George Blanda, @ Buffalo, 9/9/62
6	George Blanda, vs. Denver, 11/14/65

Game, Opponent

6	Joe Namath, @ N.Y. Jets, 10/15/67
6	Bobby Hebert, Atlanta, 12/5/93
5	Rick Norton, @ Miami, 11/23/69
5	Keith Null, St. Louis, 12/13/09
4	8 times, last by Mark Sanchez, N.Y. Jets, 12/17/12

Most Consecutive Passes Attempted, No INT's

161	Kerry Collins, 2008
154	Billy Joe Tolliver, 1994

Most Attempts, No Interceptions, Game

56	Warren Moon, vs. Dallas, 11/10/91
----	-----------------------------------

PASSER RATING

Career (minimum 1,500 attempts)

83.3	Steve McNair, 1995-05
80.4	Warren Moon, 1984-93

62.5	George Blanda, 1960-66
61.0	Dan Pastorini, 1971-79

Season (minimum 14 att. per team game)

100.4	Steve McNair, 2003
96.8	Warren Moon, 1990
95.6	Marcus Mariota , 2016
91.5	Marcus Mariota , 2015
91.3	George Blanda, 1961
90.2	Steve McNair, 2001

Game (minimum 20 attempts)

158.3	Chris Chandler, @ Cincinnati, 9/24/95
149.8	Marcus Mariota , vs. Green Bay, 11/13/16
148.1	Marcus Mariota , vs. Jacksonville, 10/27/16
146.8	Steve McNair, vs. Houston, 10/12/03
146.1	Warren Moon, @ Cleveland, 11/18/90
145.1	Warren Moon, vs. Buffalo, 11/26/90
143.1	Chris Chandler, vs. Denver, 11/26/95

INDIVIDUAL RECORDS: PASS RECEIVING

RECEPTIONS

Most Seasons Leading Team

7	Ken Burrough, 1971-81
5	Haywood Jeffires, 1987-95
5	Frank Wycheck, 1996-2000

Most Consecutive Seasons Leading Team

6	Ken Burrough, 1974-79
5	Frank Wycheck, 1996-2000
4	Charlie Hennigan, 1961-64
4	Derrick Mason, 2001-04
3	Alvin Reed, 1968-70

Career

542	Ernest Givins, 1986-94
515	Haywood Jeffires, 1987-95
482	Frank Wycheck, 1995-2002
480	Drew Hill, 1985-91
453	Derrick Mason, 1997-2004
410	Charlie Hennigan, 1960-66
408	Ken Burrough, 1971-81

Season

101	Charlie Hennigan, 1964
100	Haywood Jeffires, 1991
96	Derrick Mason, 2004
95	Derrick Mason, 2003
94	Delanie Walker , 2015
94	Kendall Wright, 2013
90	Drew Hill, 1991
90	Haywood Jeffires, 1992

Game

13	Charlie Hennigan, @ Boston, 10/13/61
13	Haywood Jeffires, @ N.Y. Jets, 10/13/91

13	Drew Bennett, @ Oakland, 12/19/04
12	Sid Blanks, @ San Diego, 9/12/64
12	Charlie Hennigan, @ Buffalo, 11/1/64
12	Charlie Hennigan, vs. Boston, 11/29/64
12	Derrick Mason, vs. Baltimore, 11/12/01
12	Derrick Mason, @ NYG, 12/1/02
12	Derrick Mason, @ San Diego, 10/3/04
12	Drew Bennett, vs. KC, 12/13/04
12	Kendall Wright, vs. Arizona, 12/15/13

Game, Opponent

12	Cris Carter, @ Minnesota, 10/8/95
12	Brian Westbrook, @ Philadelphia, 11/19/06
12	Chad Johnson, @ Cincinnati, 11/25/07
12	Reggie Wayne, @ Indianapolis, 12/30/07
12	Jordy Nelson, @ Green Bay, 11/13/16
11	Don Maynard, N.Y. Titans, 10/9/60
11	Robert Scarpitto, Denver, 12/20/64
11	Carl Pickens, @ Cincinnati, 11/13/94
11	Marvin Harrison, @ Indianapolis, 11/3/02
11	Andre Johnson, @ Houston, 12/14/08
11	Brandon Lloyd, Denver, 10/3/10
11	Odell Beckham Jr., N.Y. Giants, 12/7/14
11	Emmanuel Sanders, Denver, 12/11/16

Most Consecutive Games, Pass Reception

99	Frank Wycheck, 1996-2002
82	Ernest Givins, 1988-93
76	Drew Hill, 1986-91
71	Nate Washington, 2009-13
60	Delanie Walker , 2013-16
53	Haywood Jeffires, 1990-93
52	Ken Burrough, 1973-77

Most Seasons, 50 or More Pass Receptions

8	Ernest Givins, 1986-93
6	Drew Hill, 1985-86, 1988-91
6	Haywood Jeffires, 1990-95
6	Frank Wycheck, 1996-2001
5	Charlie Hennigan, 1961-64
5	Derrick Mason, 2000-04
4	Delanie Walker , 2013-16
3	Curtis Duncan, 1990-92
3	Kendall Wright, 2012-14

YARDS

Career

7,935	Ernest Givins, 1986-94
7,477	Drew Hill, 1985-91
6,907	Ken Burrough, 1971-81
6,823	Charlie Hennigan, 1960-66
6,119	Haywood Jeffires, 1987-95

Season

1,746	Charlie Hennigan, 1961
1,561	Charlie Hennigan, 1964

Game

272	Charlie Hennigan, @ Boston, 10/13/61
245	Haywood Jeffires, @ Kansas City, 12/16/90

INDIVIDUAL RECORDS: PASS RECEIVING

233	Drew Bennett, vs. Kansas City, 12/13/04
232	Charlie Hennigan, @ Buffalo, 10/29/61
225	Kenny Britt, vs. Philadelphia, 10/24/10
210	Drew Hill, @ Indianapolis, 12/22/85

Game, Opponent

247	Art Powell, @ Oakland, 12/22/63
238	DeAndre Hopkins, @ Houston, 11/30/14
212	Don Maynard, @ N.Y. Jets, 10/20/69
210	Bake Turner, N.Y. Jets, 11/10/63

Longest Pass Reception (All TDs)

98	Willard Dewveall, vs. San Diego, 11/25/62
95	Dick Compton, vs. Buffalo, 12/5/65
92	Bill Groman, vs. Denver, 11/20/60

Longest Pass Reception, Opponent (All TDs)

94	Glenn Bass, Buffalo, 10/11/64
90	Bob Scarpitto, @ Denver 10/17/65
86	Warrick Dunn, @ Atlanta, 11/23/03

Most Seasons, 1,000 or More Yds. Pass Receiving, Career

4	Derrick Mason, 2001-04
3	Charlie Hennigan, 1960-66
3	Drew Hill, 1985-91

Most Cons. Seasons, 1,000 or More Yds. Pass Rec., Career

4	Derrick Mason, 2001-04
2	Charlie Hennigan, 1963-64
2	Tim Smith, 1983-84

Most Games, 100 or More Yards Pass Receiving, Career

26	Charlie Hennigan, 1960-66
24	Drew Hill, 1985-91
18	Ernest Givins, 1986-94

Most Games, 100 or More Yards Pass Receiving, Season

9	Charlie Hennigan, 1964
---	------------------------

TOUCHDOWNS

Career

51	Charlie Hennigan, 1960-66
47	Ken Burrough, 1971-81
47	Drew Hill, 1985-91
47	Haywood Jeffires, 1987-95
46	Ernest Givins, 1986-94

Season

17	Bill Groman, 1961
12	Bill Groman, 1960
12	Charlie Hennigan, 1961
12	Charles Frazier, 1966

Game

3	17 times, last by Kenny Britt, vs. Philadelphia, 10/24/10
---	---

Game, Opponent

4	Art Powell, @ Oakland, 12/22/63
4	Bob Hayes, @ Dallas, 12/20/70
3	10 times, last by Allen Robinson, vs. Jacksonville, 12/6/15

Most Consecutive Games Catching TD Pass

8	Bill Groman, 1961
5	Chris Sanders, 1995
5	Kenny Britt, 2010
4	Bill Groman, 1960
4	Charlie Hennigan, 1961
4	Dave Casper, 1982
4	Willie Davis, 1996
4	Kevin Dyson, 2001
4	Justin McCareins, 2003
4	Kenny Britt, 2010-11

RECEIVING AVERAGE

Career (minimum 200 receptions)

16.9	Ken Burrough, 1971-81
16.6	Charlie Hennigan, 1960-66
15.6	Drew Hill, 1985-91
15.1	Tim Smith, 1980-86
15.0	Nate Washington, 2009-14
14.8	Drew Bennett, 2001-06
14.6	Ernest Givins, 1986-94
13.5	Derrick Mason, 1997-04

Season (minimum 32 receptions per 16 games)

23.5	Chris Sanders, 1995
23.5	Bill Groman, 1961
22.0	Charlie Joiner, 1971
21.3	Charlie Hennigan, 1961
20.5	Bill Groman, 1960
20.2	Drew Hill, 1987
20.1	Ken Burrough, 1975
19.8	Charley Frazier, 1966

Game (minimum 3 receptions)

60.7	Bill Groman, vs. Den, 11/20/60 (3 rec.)
46.3	Willard Dewveall, at SD, 11/25/62 (3 rec.)
44.7	Bill Groman, vs. Den, 11/05/61 (3 rec.)
42.0	Ernest Givins, at Cle, 11/22/87 (3 rec.)
41.3	Drew Bennett, at Ind, 12/05/04 (3 rec.)
40.7	Derrick Mason, vs. Cle, 12/02/01 (3 rec.)
40.0	Butch Woolfolk, vs. Mia, 09/08/85 (3 rec.)

INDIVIDUAL RECORDS: PUNTING

PUNTS

Career

861	Craig Hentrich, 1998-09
662	Brett Kern , 2009-16
522	Jim Norton, 1960-68
431	Cliff Parsley, 1977-82
316	Dan Pastorini, 1971-79
310	Greg Montgomery, 1988-93

Season

96	Rich Camarillo, 1994
93	Cliff Parsley, 1979
91	Cliff Parsley, 1978

Game

11	Rich Camarillo, vs. Pittsburgh, 11/6/94
11	Rich Camarillo, @ Pittsburgh, 12/3/95

10	9 times, last by Brett Kern , vs. N.Y. Jets, 12/17/12
----	--

Game, Opponent

11	Wayne Crow, @ Oakland, 9/11/60
11	Bob Parsons, Chicago, 11/6/77
11	Mark Royals, Pittsburgh, 11/6/94
10	7 times, last by Donnie Jones, Houston, 12/2/12

Longest Punt

79	Brett Kern , vs. Indianapolis, 12/28/14
79	Jim Norton, vs. Kansas City, 11/22/64
78	Craig Hentrich, @ Pittsburgh, 1/2/2000
77	Greg Montgomery, @ San Diego, 9/19/93

Longest Punt, Opponent

78	Paul Maguire, @Buffalo, 9/21/69
78	Marv Bateman, @Buffalo, 9/19/76
74	Chris Hanson, Jacksonville, 11/20/05

AVERAGE GROSS YARDS

Career (minimum 250 attempts)

45.2	Brett Kern , 2009-16
43.6	Greg Montgomery, 1988-93
42.9	Craig Hentrich, 1998-2009
42.1	Jim Norton, 1960-68

Season

47.6	Brett Kern , 2012
47.4	Brett Kern , 2015
47.2	Craig Hentrich, 1998
46.9	Greg Montgomery, 1992

INDIVIDUAL RECORDS: PUNTING

46.8	Brett Kern , 2014
45.6	Greg Montgomery, 1993
45.0	Greg Montgomery, 1990
Game (4 punts)	
59.2	Greg Montgomery, vs. Buffalo, 12/27/92
57.6	Greg Montgomery @ San Diego, 9/19/93
57.5	Craig Hentrich vs. Jacksonville, 11/4/01
55.3	Craig Hentrich vs. Pittsburgh, 11/15/98
54.7	Brett Kern , vs. Indianapolis, 12/28/14
54.4	Brett Kern, @ New England, 12/20/15
53.5	Brett Kern at Seattle, 1/3/10

Game, Opponent (4 punts)	
58.3	Rohn Stark, @ Indianapolis, 9/13/92
55.4	Brad Maynard, vs. N.Y. Giants, 10/1/00
55.3	Dave Jennings, @ N.Y. Giants, 12/5/82
55.1	Paul Maguire, @ Buffalo, 9/21/69
55.0	Lee Johnson, vs. Cincinnati, 10/24/93
55.0	Chris Jones, vs. Dallas, 9/14/14

AVERAGE NET YARDS
(SINCE 1976)

Career (minimum 250 attempts)	
39.9	Brett Kern , 2009-16
37.2	Craig Hentrich, 1998-09

36.6	Greg Montgomery, 1988-93
32.3	Cliff Parsley, 1977-82
Season (minimum 40 attempts per 16 games)	
40.8	Brett Kern , 2014
40.4	Brett Kern , 2012
40.3	Brett Kern , 2015
39.7	Brett Kern , 2013
39.4	Brett Kern , 2011
39.2	Craig Hentrich, 1998
39.1	Greg Montgomery, 1993
39.1	Brett Kern , 2010
38.6	Brett Kern , 2016
38.1	Craig Hentrich, 1999
38.0	Craig Hentrich, 2004
38.0	Reggie Roby, 1996

Game (minimum 4 punts)	
49.8	Greg Montgomery vs. San Diego, 9/19/93
49.4	Greg Montgomery vs. Buffalo, 12/27/92
49.0	Brett Kern at Jacksonville, 11/25/12
48.8	Brett Kern at Baltimore, 11/9/14
48.7	Brett Kern vs. Houston, 10/26/14
48.6	Brett Kern at San Diego, 9/16/12
48.5	Craig Hentrich vs. Jacksonville, 11/4/01
48.0	Brett Kern at Miami, 11/11/12
47.2	Brett Kern , at New England, 12/20/15
47.0	Brett Kern at Indianapolis, 1/3/16
46.6	Brett Kern at Houston, 9/15/13
46.5	Brett Kern at Seattle, 1/3/10

Game, Opponent (minimum 4 punts)	
59.5	Rohn Stark, @ Indianapolis, 9/13/92
50.0	Pat McAfee, vs. Indianapolis, 9/27/15
49.8	Pat McAfee, @ Indianapolis, 12/9/12
49.5	Shane Lechler, vs. Oakland, 9/12/10
49.3	Josh Miller, vs. Pittsburgh, 11/21/99
49.0	Kevin Huber, @ Cincinnati, 9/21/14
48.0	Ben Graham, vs. Arizona, 11/29/09
48.0	Brian Hansen, vs. N.Y. Jets, 12/24/94
47.3	Brad Nortman, vs. Carolina, 11/15/15
47.0	Bryan Anger, @ Jacksonville, 11/25/12

INDIVIDUAL RECORDS: PUNT RETURNS

Most Seasons Leading Team	
5	Carl Roaches, 1980-84
5	Derrick Mason, 1998-2001, 2004
4	Billy Johnson, 1974-80
4	Bobby Jancik, 1962-67

Most Consecutive Seasons Leading Team	
5	Carl Roaches, 1980-84
4	Billy Johnson, 1974-80
4	Bobby Jancik, 1962-67
4	Derrick Mason, 1998-2001

PUNT RETURNS

Career	
182	Derrick Mason, 1997-2004
155	Billy Johnson, 1974-80
151	Carl Roaches, 1980-84
104	Willie Drewrey, 1985-88, 1993
102	Marc Mariani, 2010-11, 2016

Season	
51	Derrick Mason, 2000
47	Carl Roaches, 1980
46	Marc Mariani, 2011
41	Willie Drewrey, 1993
40	Billy Johnson, 1975
39	Carl Roaches, 1981
38	Billy Johnson, 1976

Game	
8	Pacman Jones, @ Miami, 12/24/05
7	Billy Johnson, vs. Tampa Bay, 9/12/76
7	Willie Drewrey, vs. Indianapolis, 11/23/86

Game, Opponent	
7	Mike Fuller, San Diego, 12/17/78
7	Ron Fellows, Dallas, 12/13/82
7	Eric Metcalf, Cleveland, 11/8/92
6	6 times, last by Travis Benjamin, @ Cleveland, 9/20/15

YARDS GAINED

Career	
2,040	Billy Johnson, 1974-80
1,590	Derrick Mason, 1997-2004
1,095	Carl Roaches, 1980-84
1,054	Marc Mariani, 2010-11, 2016
771	Willie Drewrey, 1985-88, 1993

Season	
662	Derrick Mason, 2000
612	Billy Johnson, 1975
539	Billy Johnson, 1977

Game	
160	Darius Reynaud, vs. Jacksonville, 12/30/12
127	Billy Johnson, vs. Cincinnati, 10/5/75
117	Derrick Mason, vs. Cleveland, 11/19/2000
113	Billy Johnson, @ San Francisco, 12/7/75
110	Billy Johnson, vs. Cleveland, 10/16/77
104	Billy Johnson, @ Cleveland, 9/22/74
104	Carl Roaches, @ Cincinnati, 9/28/80
103	Billy Johnson, vs. N.Y. Jets, 9/18/77
103	Marc Mariani, @ Carolina, 11/13/11
101	Pacman Jones, vs. New England, 12/31/06

Game, Opponent	
161	Pete Athas, New Orleans, 10/3/76
154	Travis Benjamin, @ Cleveland, 9/20/15
133	Bruce Taylor, San Francisco, 11/15/70
126	Billy Johnson, Boston, 11/5/67
105	Dennis Northcutt, Cleveland, 9/22/02
102	R.W. McQuarters, Chicago, 11/14/04
100	Jon Stagers, Green Bay, 11/19/72

INDIVIDUAL RECORDS: PUNT RETURNS

Longest Punt Return (All TDs)

90	Pacman Jones, @ Philadelphia, 11/19/06
87	Billy Johnson, vs. Cleveland, 10/16/77
87	Marc Mariani, vs. Washington, 11/21/10
83	Billy Johnson, vs. Miami, 11/16/75

Longest Return, Opponent (All TDs)

93	Bill Baird, N.Y. Jets, 11/10/63
85	Jon Stagers, Green Bay, 11/19/72
83	Phillip Buchanan, @ Oakland, 9/29/02
82	Keith Moody, Buffalo, 10/15/78
82	Corey Sawyer, Cincinnati, 9/25/94

YARDAGE AVERAGE

Career
13.2 Billy Johnson, 1974-80

Season
15.4 Billy Johnson, 1977

TOUCHDOWNS

Career
5 Billy Johnson, 1974-80
4 Pacman Jones, 2005-06

Season
3 Billy Johnson, 1975
3 Pacman Jones, 2006

Game

2	Darius Reynaud, vs. Jacksonville (69 and 81 yards), 12/30/12
1	19 times, last by Tommie Campbell (65 yds), vs. Detroit, 9/23/12

Game, Opponent

1	15 times, last by Jakeem Grant (74 yds), @ Miami, 10/9/16
---	---

INDIVIDUAL RECORDS: KICKOFF RETURNS

KICKOFF RETURNS

Most Seasons Leading Team

4	Billy Jancik, 1962-67
4	Billy Johnson, 1974-80
4	Carl Roaches, 1980-84

Most Consecutive Seasons Leading Team

4	Billy Johnson, 1974-77
---	------------------------

Career

158	Bobby Jancik, 1962-67
156	Derrick Mason, 1997-2004
150	Carl Roaches, 1980-84
121	Billy Johnson, 1974-80
118	Marc Mariani, 2010-11, 2016
111	Mel Gray, 1995-97

Season

60	Marc Mariani, 2010
53	Darius Reynaud, 2012
53	Mel Gray, 1995
50	Mel Gray, 1996
50	Bobby Wade, 2006
45	Bobby Jancik, 1963
43	Pacman Jones, 2005
42	Mike Archie, 1998
42	Derrick Mason, 2000

Game

8	Bobby Jancik, vs. Boston, 12/8/63
8	Bobby Jancik, @ Oakland, 12/22/63
8	Jason McAddley, vs. Denver, 12/25/04

Game, Opponent

8	Brian Baschnagel, Chicago, 11/6/77
8	Antonio Chatman, @ Green Bay, 12/12/04
7	Bo Roberson, @ Oakland, 12/22/63
7	Glyn Milburn, Denver, 11/26/95
7	David Dunn, @ Cincinnati, 9/24/95
7	Aveion Cason, @ Detroit, 11/27/08

7	Deji Karim, @ Jacksonville, 10/18/10
---	--------------------------------------

YARDS GAINED

Career
4,185 Bobby Jancik, 1962-67
3,496 Derrick Mason, 1997-2004
3,276 Carl Roaches, 1980-84
2,902 Billy Johnson, 1974-80
2,838 Marc Mariani, 2010-11, 2016
2,592 Mel Gray, 1995-97

Season

1,530	Marc Mariani, 2010
1,317	Bobby Jancik, 1963
1,240	Darius Reynaud, 2012
1,224	Mel Gray, 1996
1,194	Bobby Wade, 2006
1,183	Mel Gray, 1995
1,132	Derrick Mason, 2000
1,127	Pacman Jones, 2005

Game

240	Bobby Jancik, @ Oakland, 12/22/63
221	Bobby Jancik, vs. Boston, 12/8/63
209	Leon Washington, @ Denver, 12/8/13

Game, Opponent

185	Brian Baschnagel, Chicago, 11/6/77
178	Glyn Milburn, Denver, 11/26/95
168	Deji Karim, @ Jacksonville, 10/18/10
167	LaRod Stephens-Howling, Arizona, 11/29/09

Longest Kickoff Return (All TDs)

105	Darius Reynaud, vs. Detroit, 9/23/12
104	Ken Hall, @ N.Y. Titans, 10/23/60
103	Bob Gresham, @ Cincinnati, 9/23/73

101	Derrick Mason, @ Cincinnati, 11/18/01
100	Marc Mariani (16 yards) & Tommie Campbell (84 yards), vs. Tampa Bay, 11/27/11
98	Marc Mariani, vs. Denver, 10/3/10
97	Carl Roaches, vs. Pittsburgh, 9/18/83
96	Carl Roaches, vs. Cincinnati, 10/4/81

Longest Kickoff Return, Opponent (All TDs)

107	Josh Huff, @ Philadelphia, 11/23/14
101	Eric Metcalf, Cleveland, 12/9/90
100	Art Baker, @ Buffalo, 9/9/62
100	Goldie Sellers, @ Denver, 10/2/66
99	Tremain Mack, @ Cincinnati, 11/14/99
99	LaRod Stephens-Howling, Arizona, 11/29/09
98	Alvis Whitted, Jacksonville, 12/26/99
97	Marc Logan, Miami, 10/1/89

AVERAGE YARDAGE

Career (75 returns)

26.5	Bobby Jancik, 1962-67
24.1	Marc Mariani, 2010-11, 2016
24.0	Billy Johnson, 1974-80
23.4	Mel Gray, 1995-97
22.4	Derrick Mason, 1997-2004
21.8	Carl Roaches, 1980-84

Season

31.3	Ken Hall, 1960
30.3	Bobby Jancik, 1962

TOUCHDOWNS

Career

2	Billy Johnson, 1974-80
2	Carl Roaches, 1980-84

INDIVIDUAL RECORDS: KICKOFF RETURNS

Season	Game, Opponent
1 16 times, last by Darius Reynaud, 2012	1 12 times, last by Josh Huff, @ Philadelphia, 11/23/14
Game 1 16 times, last by Darius Reynaud, vs. Detroit, 9/23/12	

INDIVIDUAL RECORDS: COMBINED YARDS

Combined Yards = Rushing + Receiving + Interception Returns + Kickoff Returns + Punt Returns + Fumble Returns	Season	Game
7,500 Drew Hill, 1985-91 (1 rushing, 7,477 receiving, 22 KO returns)	1,981 Earl Campbell, 1980, (1,934 rushing, 47 rec.)	
7,421 Ken Burrough, 1971-81 (6,907 receiving, 455 KO returns, 59 rushing)	1,962 Eddie George, 2000 (1,509 rushing, 453 rec.)	
Career		
12,153 Eddie George, 1996-03 (10,009 rushing, 2,144 receiving)	2,690 Derrick Mason, 2000 (1 rushing, 895 receiving, 1,132 kickoff returns, 662 punt returns)	373 Billy Cannon, @ N.Y. Titans, 12/10/61
11,202 Derrick Mason, 1997-2004 (6,114 rec., 3,496 KO returns, 1,590 PR, 2 rushing)	2,509 Chris Johnson, 2009 (2,006 rushing, 503 receiving)	
9,985 Chris Johnson, 2008-2013 (7,966 rushing, 2,003 receiving, 17 KO returns)	2,043 Billy Cannon, 1961, (948 rushing, 586 receiving, 70 punt returns, 439 kickoff returns)	
9,292 Earl Campbell, 1978-84 (8,574 rushing, 718 receiving)	2,004 Derrick Mason, 2001, (1,128 receiving, 748 kick returns, 128 punt returns)	
8,704 Ernest Givins, 1986-94 (7,935 receiving, 397 PR, 345 rushing, 27 KO returns)		

INDIVIDUAL RECORDS: YARDS FROM SCRIMMAGE

Scrimmage Yards = Rushing + Receiving	Season	Game
249 Eddie George, vs. Oakland, 12/9/99	*2,509 Chris Johnson, 2009 (2,006 rushing, 503 receiving)	
Career		
12,153 Eddie George, 1996-2003 (10,009 rushing, 2,144 receiving)	1,981 Earl Campbell, 1980 (1,934 rushing, 47 receiving)	
9,968 Chris Johnson, 2008-2013 (7,966 rushing, 2,003 receiving)	1,962 Eddie George, 2000 (1,509 rushing, 453 receiving)	
9,292 Earl Campbell, 1978-1984 (8,574 rushing, 718 receiving)	* Denotes NFL Record	
8,280 Ernest Givins, 1986-1994 (345 rushing, 7,935 receiving)	Game	
7,478 Drew Hill, 1985-1991 (1 rushing, 7,477 receiving)	330 Billy Cannon, @ N.Y. Titans, 12/10/61	
	284 Chris Johnson, vs. Houston, 9/20/09	

INDIVIDUAL RECORDS: INTERCEPTIONS

Most Seasons Leading Team	Season	Game, Opponent
5 Darryll Lewis, 1991-98	27 W.K. Hicks, 1964-69	3 Eight players, last by Keith Bulluck, @ New Orleans, 9/24/07
4 Samari Rolle, 1998-04	27 Darryll Lewis, 1991-98	
4 Michael Griffin, 2008, 2010-12	26 Mike Reinfeldt, 1976-83	Game, Opponent
3 Jason McCourty, 2011, 2012, 2014	25 Ken Houston, 1967-72	4 Bobby Hunt, @ Kansas City, 10/4/64
3 Jim Norton, 1960-68	25 Michael Griffin, 2007-15	3 8 times, last by Glover Quin, @ Houston, 11/28/10
Most Consecutive Seasons Leading Team	24 Zeke Moore, 1967-77	
5 Darryll Lewis, 1994-98	23 Willie Alexander, 1971-79	
Career	23 Samari Rolle, 1998-2004	Consecutive Games Intercepted By
45 Jim Norton, 1960-68	12 Freddy Glick, 1963	5 Pete Jaquess, 1964
31 Cris Dishman, 1988-96	12 Mike Reinfeldt, 1979	4 Freddy Glick, 1963
30 Freddy Glick, 1961-66	10 Miller Farr, 1967	4 Jim Norton, 1967
27 Tony Banfield, 1960-65	Game	4 Miller Farr, 1967
		4 Cris Dishman, 1991, 1993
		4 Bo Orlando, 1991

INDIVIDUAL RECORDS: INTERCEPTIONS

4	Michael Griffin, 2010
YARDS GAINED	
Career	
650	Ken Houston, 1967-72
592	Jim Norton, 1960-68
540	Darryll Lewis, 1991-98
457	W.K. Hicks, 1964-69
Season	
264	Miller Farr, 1967
220	Ken Houston, 1971
205	Mike Reinfeldt, 1979
Game	
128	Miller Farr, @ N.Y. Jets, 10/15/67
115	Michael Griffin, vs. Pittsburgh, 12/21/08
109	Zach Brown, vs. Jacksonville, 12/30/12
Game, Opponent	
177	Charlie McNeil, @ San Diego, 9/24/61
108	Bobby Hunt, @ Kansas City, 10/4/64
100	Rod Woodson, @ Oakland, 9/29/02

Longest Interception Returns (All TDs)	
99	Cortland Finnegan, vs. Houston, 9/21/08
98	Pete Jaquess, @ Oakland, 9/19/64
98	Darryll Lewis, @ Chicago, 10/22/95
97	Jordan Babineaux, @ Cleveland, 10/2/11
95	Willie Alexander, @ Green Bay, 9/25/77
Longest Interception Returns, Opponent (All TDs)	
98	Bob Suci, @ Boston, 11/1/63
95	Marlon McCree, @ Houston, 12/21/03
91	Booker Edgerson, @ Buffalo, 11/1/64
86	Glen Edwards, Pittsburgh, 9/30/73
85	Adam Archuleta, @ St. Louis, 9/25/05
82	Rod Woodson, @ Oakland, 9/29/02

Season	
4	Ken Houston, 1971
Game	
2	Zach Brown, vs. Jacksonville, 12/30/12
2	Miller Farr, vs. Buffalo, 12/7/68
2	Ken Houston, vs. San Diego, 12/19/71
Game, Opponent	
2	Lemar Parrish, Cincinnati, 12/17/72
1	many times, last by Jalen Ramsey, @ Jacksonville, 12/24/16

TOUCHDOWNS

Career	
9	Ken Houston, 1967-72
5	Miller Farr, 1967-69
5	Darryll Lewis, 1991-98

INDIVIDUAL RECORDS: SACKS

Career	
105	Elvin Bethea, 1968-83
74.5	Ray Childress, 1985-95
66	Jesse Baker, 1979-87
Season	
17	Elvin Bethea, 1973
15.5	Jesse Baker, 1979
15	William Fuller, 1991
14.5	Jevon Kearse, 1999
Game	
4	Ed Hussmann, vs. Dallas, 11/4/62
4	Ed Hussmann, vs. N.Y. Jets, 11/14/62

4	Elvin Bethea, @ San Diego, 10/17/76
4	Jesse Baker, vs. Kansas City, 9/16/79
4	William Fuller, vs. Pittsburgh, 11/28/93
3.5	Jason Jones, vs. Pittsburgh, 12/21/08
3	34 times, last by Kyle Vanden Bosch, vs. NY Jets, 12/23/07
Consecutive Games, One or More Sacks	
8	Curley Culp, 1974-75
8	Jevon Kearse, 1999
7	Sean Jones, 1990
6	Jesse Baker, 1979

6	Jesse Baker, 1981-82
6	Jevon Kearse, 2003
5	Brian Orakpo , 2016
5	William Fuller, 1991
Most Games with Two or More Sacks, Career	
26	Elvin Bethea, 1968-83
13	Jesse Baker, 1979-87
13	Ray Childress, 1985-95
12	Sean Jones, 1988-93
9	Jevon Kearse, 1999-2003

INDIVIDUAL RECORDS: FUMBLE RETURNS

Opponents' Fumble Returned for TD's, Career	
4	Keith Bulluck, 2000-08
3	Doug Cline, 1960-66
3	Marcus Robertson, 1991-99
2	Johnny Peacock, 1969-70
2	Robert Lyles, 1984-90
2	Ray Childress, 1985-93
2	Cris Dishman, 1988-93
2	Antwan Odom, 2004-07
2	Jason McCourty, 2009-14
Opponents' Fumble Returned for TD's, Season	
2	Doug Cline, 1961
2	Marcus Robertson, 1997
2	Antwan Odom, 2005

Opponents' Fumble Returned for TD's, Game	
1	55 times, last by DaQuan Jones vs. Houston, 1/1/17
Longest Fumble Return (All TDs)	
96	C.L. Whittington, @ New Orleans, 10/3/76
93	Robert Lyles, @ Cincinnati, 10/19/86
92	Cortland Finnegan, vs. Jacksonville, 12/17/06

INDIVIDUAL RECORDS: BLOCKED KICKS

Blocked Punts Returned for Touchdowns, Career

2 Cris Dishman, 1988-96

Blocked Punts Returned for Touchdowns, Game

1 13 times, last by **Jason McCourty**, vs. Indianapolis, 10/30/11

Blocked Field Goals Returned for Touchdowns, Game

1 Mark Johnston, 62 yards (11/26/61 vs. Denver)

1 Tony Banfield, 50 yards (12/9/62 vs. Oak.)
 1 Ken Houston, 71 yards (10/15/67 @ N.Y. Jets)
 1 Donald Mitchell, 69 yards (10/21/01 @ Detroit)

Blocked Field Goal, Last Time

1 **Brian Orakpo** at New Orleans, 11/8/15

Blocked Punt, Last time

1 Tim Shaw vs. Pittsburgh, 10/11/12

TEAM RECORDS: GAMES WON & LOST

GAMES WON

Most Consecutive Games Won

13 (Dec. 16, 2007-Nov. 16, 2008)
 11 (Oct. 17, 1993-Jan. 2, 1994)

Most Consecutive Games Without Defeat

13 (Dec. 16, 2007-Nov. 16, 2008)
 11 (Oct. 13, 1961-Sept. 9, 1962)
 11 (Oct. 17, 1993-Jan. 2, 1994)

Most Games Won, Season

13 (1999, 2000, 2008)
 12 (1993, 2003)
 11 (1962, 1979, 1980, 1991, 2002)

Most Consecutive Games Won, Season

11 (Oct. 17, 1993-Jan. 2, 1994)

Most Consecutive Games Won, Start of Season

10 (Sept. 7-Nov. 16, 2008)
 3 (Sept. 12-Sept. 26, 1999)
 3 (Sept. 1-Sept. 16, 1991)

Most Consecutive Games Won, End of Season

11 (Oct. 17, 1993-Jan. 2, 1994)

Most Consecutive Games Without Defeat, Season

11 (Oct. 17, 1993-Jan. 2, 1994)

Most Consecutive Games w/out Defeat, Start of Season

10 (Sept. 7-Nov. 16, 2008)
 3 (Sept. 12-Sept. 26, 1999)
 3 (Sept. 1-Sept. 16, 1991)

Most Consecutive Games w/out Defeat, End of Season

11 (Oct. 17, 1993-Jan. 2, 1994)

Most Home Games Won, Season

8 (1999)
 7 (1988, 1991, 1993, 2000, 2003, 2008)

Most Consecutive Home Games Won

12 (Sept. 12, 1999-Nov. 5, 2000)
 10 (Oct. 6, 2002-Nov. 16, 2003)
 9 (Dec. 6, 1987-Nov. 20, 1988)
 9 (Nov. 26, 1990-Nov. 17, 1991)

Most Consecutive Home Games Without Defeat

12 (Sept. 12, 1999-Nov. 5, 2000)
 10 (Oct. 6, 2002-Nov. 16, 2003)
 9 (Dec. 6, 1987-Nov. 20, 1988)
 9 (Nov. 26, 1990-Nov. 17, 1991)

Most Road Games Won, Season

6 (1996, 2000, 2008)

Most Consecutive Road Games Won

8 (Dec. 16, 2007-Nov. 27, 2008)
 5 (Oct. 29, 1961-Sept. 9, 1962)
 5 (Oct. 17-Dec. 25, 1993)
 5 (Nov. 19, 2006-Sept. 24, 2007)

Most Consecutive Road Games Without Defeat

8 (Dec. 16, 2007-Nov. 27, 2008)
 6 (Oct. 13, 1961-Sept. 9, 1962)

Most Shutout Games Won or Tied, Season

2 (1966, 1977, 1993)

Overtime Wins, Regular Season

30-27 (@ Cincinnati, 9/23/79)
 27-24 (vs. N.Y. Jets, 10/28/79)
 23-20 (vs. Pittsburgh, 12/2/84)
 17-14 (@ Indianapolis, 9/4/88)
 26-23 (vs. Dallas, 11/10/91)
 23-20 (vs. Kansas City, 9/20/92)
 30-27 (@ Cincinnati, 10/6/96)
 24-21 (vs. Oakland, 8/31/97)
 17-14 (vs. Kansas City, 9/10/00)
 31-28 (vs. Tampa Bay, 10/14/01)
 32-29 (@ N.Y. Giants, 12/1/02)
 26-20 (@ Houston, 12/10/06)
 19-16 (vs. Green Bay, 11/2/08)
 27-24 (vs. Miami, 12/20/09)
 44-41 (vs. Detroit, 9/23/12)

34-28 (@ New Orleans, 11/8/15)

GAMES LOST

Most Consecutive Games Lost

18 (Oct. 9, 1972-Oct. 28, 1973)

Most Consecutive Games Without a Victory

18 (Oct. 9, 1972-Oct. 28, 1973)

Most Games Lost, Season

14 (1983, 1994, 2014)

Most Consecutive Games Lost, Season

11 (Oct. 9-Dec. 17, 1972)

Most Consecutive Games Lost, Start of Season

10 (Sept. 4-Nov. 6, 1983)

Most Consecutive Games Lost, End of Season

11 (Oct. 9-Dec. 17, 1972)

Most Consecutive Games Without Victory, Season

11 (Oct. 9-Dec. 17, 1972)

Most Consecutive Games Without Victory, Start of Season

10 (Sept. 4-Nov. 6, 1983)

Most Consecutive Games Without Victory, End of Season

11 (Oct. 9-Dec. 17, 1972)

Most Consecutive Home Games Lost

13 (Oct. 9, 1972-Dec. 16, 1973)

Most Consecutive Home Games Without Victory

13 (Oct. 9, 1972-Dec. 16, 1973)

Most Consecutive Road Games Lost

23 (Sept. 27, 1981-Nov. 4, 1984)

TEAM RECORDS: GAMES WON & LOST

Most Consecutive Road Games Without Victory

23 (Sept. 27, 1981-Nov. 4, 1984)

Most Shutout Games Lost or Tied, Season

2 (1972, 1985)

TIE GAMES

Ties

31-31 (@ Boston, 10/13/61)
 28-28 (@ N.Y. Jets, 10/15/67)
 31-31 (vs. Cincinnati, 11/9/69)
 20-20 (@ Denver, 11/16/69)
 31-31 (@ San Diego, 10/25/70)
 13-13 (vs. New Orleans, 10/3/71)

Most Tie Games, Season

2 (1969)

TEAM RECORDS: SCORING

Most Points, Season

513 (1961)
 435 (2003)
 424 (1988)

Fewest Points, Season

136 (1982, nine games)
 199 (1967)

Most Points, Game

58 (vs. Cleveland, 12/9/90)
 56 (vs. N.Y. Titans, 10/14/62)
 55 (vs. Oakland, 9/9/61)
 55 (at Denver, 11/5/61)
 49 (vs. San Diego, 12/19/71)
 49 (at Oakland, 12/22/63)
 49 (vs. N.Y. Titans, 11/19/61)
 48 (vs. Cincinnati, 10/14/90)
 48 (at N.Y. Titans, 12/10/61)
 48 (at Green Bay, 10/11/04)

Most Points, Both Teams, Game

101 (Oakland 52, Oilers 49, @ Oakland, 12/22/63)
 88 (Buffalo 47, Oilers 41, @ Houston, 9/24/89)

Fewest Points, Game

0 (19 times, last @ Houston, 11/28/10)

Fewest Points, Both Teams, Game

6 (Oilers 6, Pittsburgh 0, @ Houston, 12/4/80)

Most Points, Shutout Victory, Game

55 (Oilers vs. Oakland, 9/9/61)

Fewest Points, Shutout Victory, Game

6 (Oilers vs. Pittsburgh, 12/4/80)

Largest Margin of Victory, Game

55 (Oilers 55, Oakland 0, @ Houston, 9/9/61)

Largest Margin of Defeat, Game

59 (Titans 0 at New England 59, 10/18/09)

54 (Oilers 7 at Cincinnati 61, 12/17/89)

Smallest Margin of Victory, Game

1 (11 times, last Titans 16, Lions 15, @ Det., 9/18/16)

Smallest Margin of Defeat, Game

1 (20 times, last Bills 14 @ Titans 13, 10/11/15)

Most Points Overcome to Win Game

23 (Oilers @ New England, 11/12/78)

Most Points, One Half

45 (vs. Cleveland, 12/9/90)

Most Points, First Quarter

24 (@ Indianapolis, 12/5/04)
 21 (vs. Green Bay, 11/13/16)
 21 (@ Tampa Bay, 9/13/15)
 21 (vs. Houston, 12/19/10)
 21 (@ Detroit, 11/27/08)
 21 (vs. St. Louis, 10/31/99)

Most Points, Second Quarter

31 (vs. Cleveland, 12/9/90)

Most Points, Third Quarter

28 (twice, last vs. San Diego, 12/19/71)

Most Points, Fourth Quarter

27 (vs. Philadelphia, 10/24/10)
 24 (vs. Denver, 11/26/61)
 24 (vs. N.Y. Giants, 11/26/06)
 24 (vs. Buffalo, 11/15/09)

Most Consecutive Games Scoring

160 (Nov. 14, 1999 - Dec. 21, 2008)
 155 (Dec. 3, 1989 - Oct. 31, 1999)
 121 (1977-85)

TOUCHDOWNS

Most Touchdowns, Season

66 (1961)

Fewest Touchdowns, Season

18 (1967)

Most Touchdowns, Game

8 (Oilers vs. N.Y. Titans, 10/14/62;
 Oilers vs. Clev., 12/9/90)

Most Touchdowns, Both Teams, Game

14 (Oilers 7, Oakland 7, @ Oakland, 12/22/63)

POINTS AFTER TOUCHDOWN

Most PATs, Season

65 (1961)

Most PATs, Game

8 (Oilers vs. N.Y. Titans, 10/14/62)
 7 (four times, last vs. Cleveland, 12/9/90)

Most PATs, Both Teams, Game

14 (Oilers 7, Oakland 7, @ Oakland, 12/22/63)

TWO-POINT CONVERSIONS

Most Two-Point Conversions, Season

4 (1994)

Most Two-Point Conversions, Opponent, Season

4 (1999)
 4 (1998)

Most Two-Point Conversions, Game

2 (vs. N.Y. Jets, 9/10/06)
 1 (27 times, last at N.Y. Jets, 12/13/15)

Most Two-Point Conversions, Opponent, Game

3 (@ Pittsburgh, 11/1/98)

Most Two-Point Conversion Attempts, Season

7 (1994)

TEAM RECORDS: SCORING

Most Two-Point Conversion Attempts, Opp., Season

6 (1999)

FIELD GOALS

Most Field Goals Attempted, Season

40 (1969)
39 (2007)
38 (1996)
37 (1989)

Most Field Goals Attempted, Game

8 (at Houston, 10/21/07)
6 (four times, last vs. Atlanta, 12/5/93)

Most Field Goals Attempted, Both Teams, Game

10 (Buffalo 7, @ Oilers 3, 12/5/65)

9 (Tennessee 6, @ New England 3, 10/5/03)
9 (Washington 6, @ Tennessee 3, 11/21/10)
9 (Detroit 4, @ Tennessee 5, 9/23/12)
9 (Tennessee 3, @ Oakland 6, 11/24/13)
8 (Tennessee 3, @ Buffalo 5, 12/24/06)
8 (Tennessee 8, @ Houston 0, 10/21/07)
8 (Green Bay 3, @ Tennessee 5, 11/2/08)
8 (Pittsburgh 4, @Tennessee 4, 10/11/12)
7 (many times, last Tennessee 1, Minnesota 6, 9/11/16)

Most Field Goals, Season

36 (1998)
35 (2007)
32 (1996)

29 (1993, 2008, 2011)

Fewest Field Goals, Season

8 (1968)

Most Field Goals, Game

8 (@ Houston, 10/21/07)
5 (vs. Miami, 9/28/69; @Philadelphia, 12/3/00)

Most Field Goals, Both Teams, Game

8 (Tennessee 3, @ Buffalo 5, 12/24/06)
8 (Tennessee 8, @ Houston 0, 10/21/07)
7 (15 times, last Tennessee 3, @ Oakland 4, 11/24/13)

TEAM RECORDS: FIRST DOWNS

Most First Downs, Season

376 (1990)

Fewest First Downs, Season

138 (1982, nine games)
199 (1976)

Most First Downs, Game

34 (vs. Cleveland, 12/9/90)

Fewest First Downs, Game

4 (at Cleveland, 10/21/73)
5 (vs. Jacksonville, 12/17/06)

Most First Downs, Both Teams, Game

57 (Tennessee 21, Detroit 36, @ Tennessee, 9/23/12, OT)
56 (Tennessee 32, Arizona 24, @ Tennessee, 12/15/13, OT)
56 (Houston 33, Buffalo 23, @ Houston, 9/24/89, OT)
55 (Tennessee 24, San Diego 31, @ San Diego, 11/6/16)

55 (Tennessee 31, NYG 24, @ New York, 12/1/02, OT)

Most First Downs Rushing, Season

155 (1980)

Fewest First Downs Rushing, Season

52 (1982, nine games)
62 (1971)

Most First Downs Rushing, Game

17 (twice, last @ Green Bay, 12/14/80)

Fewest First Downs Rushing, Game

0 (five times, last @ N.Y. Jets, 12/13/15)

Most First Downs Passing, Season

251 (1990)

Fewest First Downs Passing, Season

81 (1982, nine games)
86 (1967)

Most First Downs Passing, Game

28 (@ Oakland, 12/19/04)

Fewest First Downs Passing, Game

0 (twice, last @ Buffalo, 11/10/85)

Most First Downs By Penalty, Season

37 (2015)
36 (2013)
32 (2016)
30 (1989)

Fewest First Downs By Penalty, Season

5 (1982, nine games)
10 (1967)

Most First Downs By Penalty, Game

7 (@ Atlanta, 9/9/90)

TEAM RECORDS: NET YARDS GAINED

Most Yards Gained, Season

6,288 (1961)
6,222 (1990)

Fewest Yards Gained, Season

2,373 (1982, nine games)
3,191 (1972)

Most Yards Gained, Game

583 (vs. Dallas, 11/10/91, overtime)

Fewest Yards Gained, Game

81 (vs. Dallas, 11/24/74)

TEAM RECORDS: RUSHING

Most Rushing Attempts, Season

616 (1979)
605 (1978)

Fewest Rushing Attempts, Season

225 (1982, nine games)
324 (1965)

Most Rushing Attempts, Game

56 (vs. San Diego, 9/28/75)
55 (vs. Oakland, 9/9/61)

Fewest Rushing Attempts, Game

7 (vs. N.Y. Giants, 12/8/85)
9 (vs. Cincinnati, 10/24/76)
10 (@ San Diego, 9/16/12)

Most Yards Gained Rushing, Season

2,635 (1980)
2,592 (2009)
2,571 (1979)

Fewest Yards Gained Rushing, Season

799 (1982, nine games)
1,106 (1971)

Most Yards Gained Rushing, Game

332 (@ Kansas City, 10/19/08)
305 (vs. Jacksonville, 11/1/09)
296 (vs. Kansas City, 11/27/77)
292 (@ Detroit, 11/27/08)

Fewest Yards Gained Rushing, Game

19 (twice, last vs. San Diego, 12/12/65)

Highest Average Gain Rushing, Season

5.2 (2009)
4.7 (2006)
4.6 (three times, last in 2016)

Most Touchdowns Rushing, Season

26 (1988)

Fewest Touchdowns Rushing, Season

5 (1982, nine games)
6 (2014)
6 (1976)

Most Touchdowns Rushing, Game

5 (vs. L.A. Chargers, 9/18/60)

Fewest Touchdowns Rushing, Game

0 (many times, last at Jacksonville, 12/24/16)

TEAM RECORDS: PASSING

Most Passes Attempted, Season

667 (1991)

Fewest Passes Attempted, Season

287 (1982, nine games)
333 (1967)

Most Passes Attempted, Game

68 (@ Buffalo, 11/1/64 — 37 completed)
61 (vs. Oakland, 11/7/65 — 27 completed)
61 (@ Oakland, 12/19/04 — 40 completed)

Fewest Passes Attempted, Game

6 (vs. Cincinnati, 10/4/81)

Most Passes Attempted, Both Teams

98 (Titans 61, Oakland 37, @ Oakland, 12/19/04)
97 (Oilers 44, Denver 53, @ Houston, 12/2/62)
97 (Titans 42, Detroit 55, @ Tennessee, 9/23/12)

Most Passes Completed, Season

411 (1991)

Fewest Passes Completed, Season

144 (1967)

Most Passes Completed, Game

41 (vs. Dallas, 11/10/91 — overtime)

Fewest Passes Completed, Game

1 (vs. Cincinnati, 10/4/81)

Most Yards Gained Passing, Season

4,805 (1990)

Fewest Yards Gained Passing, Season

1,381 (1967)

Most Yards Gained Passing, Game

527 (@ Kansas City, 12/16/90)

Fewest Yards Gained Passing, Game

-7 (@ New England, 10/18/09)

Most Times Sacked, Season

65 (1994)
58 (1985)

Fewest Times Sacked, Season

11 (1962)
12 (2008)

Most Times Sacked, Game

12 (vs. Dallas, 9/29/85)

Most Times Sacked, Both Teams, Game

14 (Oilers 12, Dallas 2, @ Houston, 9/29/85)

Most Touchdowns Passing, Season

48 (1961)

Fewest Touchdowns Passing, Season

9 (2007)

Most Touchdowns Passing, Game

7 (twice, last vs. N.Y. Titans, 10/14/62)

Most Touchdowns Passing, Both Teams, Game

11 (Oilers 5, Oakland 6, @ Oakland, 12/22/63)

Most Passes Had Intercepted, Season

48 (1962)*

Fewest Passes Had Intercepted, Season

9 (2003, 2008)
10 (1998)

Most Passes Had Intercepted, Game

6 (six times, last @ Cleveland, 11/30/86)

TEAM RECORDS: PUNTING

Most Punts, Season

96 (1994)
93 (1979)

Fewest Punts, Season

34 (1990)

Most Punts, Game

11 (three times, last @ Pittsburgh, 12/3/95)

Fewest Punts, Game

0 (five times, last vs. Cincinnati, 10/27/91)

Highest Average Distance, Punting, Season

47.4 (2015)
47.2 (1998)
46.8 (2014)
45.3 (1993)
45.2 (1992)

Highest Average Distance, Punting, Game

59.2 (vs. Buffalo, 12/27/92)

Highest Net Average, Punting, Season

40.8 (2014)
40.3 (2015)
39.4 (2012)

39.4 (2011)
39.2 (1998)
39.2 (2013)

TEAM RECORDS: PUNT RETURNS & KICKOFF RETURNS

PUNT RETURNS

Most Punt Returns, Season

53 (2000)
52 (1968)

Fewest Punt Returns, Season

15 (1960)

Most Punt Returns, Game

10 (vs. Tampa Bay, 9/12/76)

Most Yards, Punt Returns, Season

671 (2000)
620 (1975)

Fewest Yards, Punt Returns, Season

104 (1982, 9 games)
118 (1961)

Highest Average, Punt Returns, Season

15.3 (2012)
15.0 (1977)

Most Touchdowns, Punt Returns, Season

3 (1975, 2006 and 2012)

Most Touchdowns, Punt Returns, Game

2 (vs. Jacksonville, 12/30/12)
1 (19 times, last vs. Detroit, 9/23/12)

KICKOFF RETURNS

Most Kickoff Returns, Season

83 (1983)

Fewest Kickoff Returns, Season

31 (1993)
32 (2011)
33 (2016)
33 (2015)
43 (1961)

Most Kickoff Returns, Game

10 (twice, last at Cincinnati, 12/17/89)

Most Yards, Kickoff Returns, Season

1,835 (2006)

1,721 (1981)

Fewest Yards, Kickoff Returns, Season

589 (1993)
629 (2016)
680 (2015)
832 (2011)
835 (1991)

Highest Average, Kickoff Returns, Season

26.1 (2000)
26.0 (2011)
25.9 (1962)

Most Touchdowns, Kickoff Returns, Season

2 (three times, last in 1983)

Most Touchdowns, Kickoff Returns, Game

1 (16 times, last vs. Detroit, 9/23/12)

TEAM RECORDS: FUMBLES

Most Fumbles, Season

42 (1994)
41 (1985)

Fewest Fumbles, Season

14 (1982, nine games)
17 (1962, 1999, 2011 and 2016)

Most Fumbles, Game

8 (@ Pittsburgh, 12/9/73)

Most Fumbles Lost, Season

25 (1994)

Fewest Fumbles Lost, Season

7 (1967, 2006 and 2016)
8 (2008 and 2011)

Most Fumbles Lost, Game

5 (twice, last vs. Philadelphia, 12/2/91)

Most Opponents' Fumbles Recovered, Season

28 (1977)

Most Opponents' Fumbles Recovered, Game

7 (@ Kansas City, 10/12/69)

Fewest Opponents' Fumbles Recovered, Season

4 (2014)
5 (2012)
6 (2016)
7 (2009)
8 (four times, last in 2015)

TEAM RECORDS: PENALTIES

Fewest Penalties, Season (any)

52 (1982, nine games)
58 (1963)

Fewest Penalties, 16-Game Season

84 (1983)

Most Penalties, Season

148 (1989)

Fewest Penalties, Game

0 (vs. Jacksonville, 12/24/11)
0 (@ Cincinnati, 10/29/72)

0 (@ Buffalo, 11/1/64)
0 (vs. Kansas City, 10/27/63)
0 (vs. Oakland, 12/9/62)

Most Penalties, Game

18 (@ Jacksonville, 1/1/06)

Fewest Yards Penalized, Season (any)

424 (1982, nine games)

Fewest Yards Penalized, 16-Game Season

773 (2007)

Most Yards Penalized, Season

1,150 (twice, last in 1988)

Most Yards Penalized, Game

212 (vs. Baltimore, 10/10/99)

TEAM RECORDS: DEFENSE

SCORING

Fewest Points Allowed, Season

191 (2000)
199 (1967)
226 (1975)

Most Points Allowed, Season

471 (2012)
460 (1983)
447 (1973)

Fewest Points Allowed, Game

0 (15 times, last vs. Dallas, 12/25/00)

Most Points Allowed, Game

61 (twice, last @ Cincinnati, 12/17/89)

Fewest Touchdowns Allowed, Season

18 (1967)

Most Touchdowns Allowed, Season

55 (2012)
53 (1983)

FIRST DOWNS

Fewest First Downs Allowed, Season

183 (1969)

Most First Downs Allowed, Season

358 (2012)
357 (2014)
356 (1985)
356 (2010)

Fewest First Downs Allowed, Rushing, Season

62 (2000)

Most First Downs Allowed, Rushing, Season

147 (1972)

Fewest First Downs Allowed, Passing, Season

89 (1976)

Most First Downs Allowed, Passing, Season

227 (2016)
214 (2010)
211 (2014)
210 (2012)
210 (2009)
197 (2002)

Fewest First Downs Allowed, Penalty, Season

13 (twice, last in 1969)

Most First Downs Allowed, Penalty, Season

48 (1985)

NET YARDS

Fewest Yards Allowed, Season

3,375 (1968)

Most Yards Allowed, Season

6,155 (1985)

Fewest Yards Allowed, Game

26 (vs. Denver, 9/3/66)

Most Yards Allowed, Game

619 (@ New England, 10/18/09)
584 (@ Cincinnati, 12/17/89)
583 (vs. Detroit, OT, 9/23/12)

Fewest Total Plays Allowed, Season

610 (1982, nine games)
840 (1970)

Most Total Plays Allowed, Season

1,139 (2010)
1,099 (2014)
1,091 (1985)

Fewest Total Plays Allowed, Game

36 (vs. Denver, 9/3/66)

Most Total Plays Allowed, Game

92 (vs. Detroit, OT, 9/23/12)
91 (@ Philadelphia, 11/19/06)
91 (@ Denver, 12/8/13)
87 (@ Cleveland, 10/2/11)

86 (vs. Washington, 11/21/10)
85 (three times, last @ Cleveland, 11/30/86, OT)

RUSHING

Fewest Yards Allowed, Rushing, Season

1,027 (1960)

Most Yards Allowed, Rushing, Season

2,814 (1985)

Fewest Yards Allowed, Rushing, Game

-14 (@ Boston, 11/25/60)
4 (vs. Buffalo, 11/23/97)

Most Yards Allowed, Rushing, Game

398 (@ Dallas Texans, 10/1/61)
302 (vs. Kansas City, 10/24/65)

Fewest Touchdowns Allowed, Rushing, Season

5 (1996)

Most Touchdowns Allowed, Rushing, Season

27 (1984)

Fewest Attempts Allowed, Rushing, Season

298 (1982, nine games)
356 (2016)
362 (1962)

Most Attempts Allowed, Rushing, Season

596 (1984)

Fewest Attempts Allowed, Rushing, Game

9 (vs. Denver, 12/11/16)
10 (@ Indianapolis, 12/30/07)
11 (vs. Miami, 10/1/89)

Most Attempts Allowed, Rushing, Game

56 (@ Dallas Texans, 10/1/61)

PASSING

Fewest Net Yards Allowed, Passing, Season

1,671 (1968)

TEAM RECORDS: DEFENSE

Most Net Yards Allowed, Passing, Season

4,307 (2016)
4,139 (2009)
4,084 (2001)

Fewest Net Yards Allowed, Passing, Game

-52 (vs. Cincinnati, 10/31/71)
-16 (vs. Chicago, 11/6/77)

Most Net Yards Allowed, Passing, Game

442 (vs. Detroit, OT, 9/23/12)
426 (@ New England, 10/18/09)
425 (@ Indianapolis, 12/5/04)
407 (@ Oakland, 12/22/63)
405 (vs. Buffalo, 10/11/64)

Fewest Touchdowns Allowed, Passing, Season

10 (1967, 2000)

Most Touchdowns Allowed, Passing, Season

35 (1966)

Fewest Attempts Allowed, Passing, Season

284 (1982, nine games)
324 (1972)

Most Attempts Allowed, Passing, Season

635 (2016)
625 (2010)
604 (2009)
591 (2011)
582 (1993)

Fewest Attempts Allowed, Passing, Game

11 (@ Pittsburgh, 9/11/05)

Most Attempts Allowed, Passing, Game

61 (@ Cleveland, 10/2/11)
59 (@ Denver, 12/8/13)
57 (@ Pittsburgh, 12/19/93)

Fewest Completions Allowed, Season

158 (1968)

Most Completions Allowed, Season

410 (2010)
404 (2009)
388 (2016)
374 (2012)
369 (2011)
349 (2012)
349 (2007)
347 (2014)
344 (2013)
342 (2008)

Fewest Completions Allowed, Game

2 (vs. Denver, 9/3/66)

Most Completions Allowed, Game

43 (vs. Detroit, OT, 9/23/12)
40 (@ Cleveland, 10/2/11)
39 (@ Denver, 12/8/13)
38 (@ New England, 10/18/09)
37 (@ Indianapolis, 11/3/02)
36 (vs. Cleveland, 9/22/02)
36 (vs. Indianapolis, 10/11/09)
36 (vs. New Orleans, 12/11/11)

36 (vs. Denver, 12/11/16)
35 (vs. Denver, 12/20/64)
35 (vs. Denver, 10/3/10)
35 (vs. Houston, 12/19/10)

SACKS

Most Sacks, Season

55 (2000)
54 (1999)
52 (1993)
51 (1979)

Fewest Sacks, Season

21 (1966)

Most Sacks, Game

9 vs. N.Y. Titans, 10/14/62
9 vs. Cin., 10/31/71
8 at San Diego, 10/17/76
8 at Buffalo, 11/10/85
8 at Cincinnati, 9/12/82

INTERCEPTIONS

Most Interceptions, Season

36 (1963)

Fewest Interceptions, Season

3 (1982, nine games)*
6 (1972)

Most Interceptions, Game

6 (six times, last vs. Atlanta, 12/5/93)

Most Interceptions, Both Teams, Game

13 (Oilers 5, Denver 8, @ Houston, 12/2/62)

Most Yards Returning Interceptions, Season

676 (1962)

Most Yards Returning Interceptions, Game

245 (@ N.Y. Jets, 10/15/67)

Most TDs, Returning Interceptions, Season

7 (1967)

Most TDs, Returning Interceptions, Game

3 (vs. San Diego, 12/19/71)

PUNT RETURNS

Fewest Opponent Punt Returns, Season

20 (1961)
23 (1990)

Most Opponent Punt Returns, Season

64 (1979)
60 (twice, last in 1976)

Fewest Yards Allowed, Punt Returns, Season

144 (2005)
160 (2000)
186 (1990)

Most Yards Allowed, Punt Returns, Season

748 (1979)

668 (1976)

Lowest Average Allowed, Punt Returns, Season

4.5 (2005)
5.3 (1969)

Highest Average Allowed, Punt Returns, Season

13.9 (2002)
13.6 (1961)

Most Touchdowns Allowed, Punt Returns, Season

3 (2002)
2 (1962, 1965 and 2016)

KICKOFF RETURNS

Fewest Opponent Kickoff Returns, Season

21 (2016)
22 (2015)
26 (1982, nine games)
30 (2011)
31 (2014)
32 (1970, 1986)

Most Opponent Kickoff Returns, Season

81 (2003)
78 (1995, 1996)
76 (1999, 2000)
74 (2002)
71 (1990, 1997, 2009)

Fewest Yards Allowed, Kickoff Returns, Season

462 (2016)
564 (1982, nine games)
599 (2015)
680 (2011)
695 (1986)

Most Yards Allowed, Kickoff Returns, Season

1,714 (2009)
1,675 (1996)
1,596 (1999)
1,587 (2000)
1,528 (1997)

Lowest Average Allowed, Kickoff Returns, Season

15.7 (1992)

Highest Average Allowed, Kickoff Returns, Season

27.6 (2014)
27.2 (2015)
26.1 (2012)
25.0 (2008)
24.9 (1985, 2001)

Most Touchdowns Allowed, Kickoff Returns, Season

2 (1966, 1999)

PUNTING

Most Punts Forced, Season

TEAM RECORDS: DEFENSE

<p>105 (2000) 96 (1976)</p> <p>Fewest Punts Forced, Season 38 (1982, 9 games) 56 (1964, 1989)</p> <p>Most Punts Forced, Game 11 (five times, last vs. Pittsburgh, 11/6/94)</p> <p>Fewest Punts Forced, Game</p>	<p>0 4 times (11/12/78 at New England; 11/5/95 at Cleveland; 12/5/04 at Indianapolis; 9/26/10 at N.Y. Giants)</p> <p>Lowest Punting Average Allowed (Gross), Season 37.1 (1960)</p> <p>* Denotes League Record</p>	
--	---	--

ALL-TIME TWO-POINT CONVERSIONS

TITANS

<p>1994 Oilers: 4-7 Run 0-0, Pass 4-7</p> <p>9/4/94 vs. Ind Bucky Richardson to Reggie Brown Good Bucky Richardson to Haywood Jeffries NG</p> <p>10/13/94 vs. Cle Billy Joe Tolliver to Haywood Jeffries Good</p> <p>12/11/94 vs. Sea Billy Joe Tolliver to Haywood Jeffries Good Billy Joe Tolliver to Todd McNair NG</p> <p>12/18/94 vs. KC Billy Joe Tolliver to Webster Slaughter NG</p> <p>12/24/94 vs. NYJ Bucky Richardson to Haywood Jeffries Good</p> <p>1995 Oilers: 2-5 Run 2-3, Pass 0-2</p> <p>10/8/95 vs. Min Rodney Thomas run Good</p> <p>10/22/95 vs. Chi Chris Chandler run Good</p> <p>11/12/95 vs. Cin Will Furrer to Haywood Jeffries NG</p> <p>11/19/95 vs. KC Rich Camarillo to Bruce Matthews NG</p> <p>12/24/95 vs. Buf Rodney Thomas run NG</p> <p>1996 Oilers: 0-0 No Attempts</p> <p>None</p> <p>1997 Oilers: 2-4 Run 1-3, Pass 1-1</p> <p>8/31/97 vs. Oak Eddie George Run Good</p> <p>9/28/97 vs. Pitt Steve McNair to Frank Wycheck Good</p> <p>11/16/97 vs. Jax Rodney Thomas run NG</p> <p>12/14/97 vs. Bal Steve McNair run NG</p> <p>1998 Oilers: 1-4 Pass 0-0, Run 1-4</p> <p>9/27/98 vs. Jax Eddie George run NG</p> <p>10/11/98 vs. Bal Eddie George run NG</p> <p>11/29/98 vs. Sea Eddie George run NG</p> <p>12/20/98 vs. GB Eddie George run Good</p> <p>1999 Titans: 1-3 Pass 1-1, Run 0-2</p> <p>10/3/99 vs. SF Eddie George run NG</p> <p>11/28/99 vs. Cle Frank Wycheck run NG</p> <p>12/5/99 vs. Bal Steve McNair to Jackie Harris Good</p> <p>2000 Titans: 0-0 No Attempts</p> <p>None</p> <p>2001 Titans: 3-4 Pass 3-4, Run 0-0</p> <p>10/14/01 vs. TB Steve McNair to Kevin Dyson Good</p> <p>10/21/01 vs. Det Steve McNair to Drew Bennett Good</p> <p>12/16/01 vs. GB Steve McNair to Kevin Dyson NG Steve McNair to Derrick Mason Good</p>	<p>2002 Titans: 2-6 Pass 0-2, Run 2-4</p> <p>9/8/02 vs. Phi Steve McNair run NG Eddie George run Good</p> <p>9/29/02 vs. Oak Steve McNair to Derrick Mason NG Steve McNair to Frank Wycheck NG Eddie George Run NG</p> <p>12/1/02 vs. NYG Steve McNair run Good</p> <p>2003 Titans: 3-4 Pass 1-2, Run 2-2</p> <p>10/5/03 vs. NE Steve McNair to Tyrone Calico Good</p> <p>12/7/03 vs. Ind Steve McNair Run Good Steve McNair to Derrick Mason NG</p> <p>12/14/03 vs. Buf Robert Holcombe run Good</p> <p>2004 Titans: 1-2 Pass 0-1, Run 1-1</p> <p>9/26/04 vs. Jax Steve McNair to Derrick Mason NG</p> <p>11/21/04 vs. Jax Steve McNair run Good</p> <p>2005 Titans: 0-1 Pass 0-1, Run 0-0</p> <p>10/30/05 vs. Oak Steve McNair to Chris Brown NG</p> <p>2006 Titans: 3-3 Run 2-2, Pass 1-1</p> <p>9/10/06 vs. NYJ Travis Henry run Good Kerry Collins pass to Drew Bennett Good</p> <p>10/1/06 vs. Dal Vince Young run Good</p> <p>2007 Titans: 0-0 No Attempts</p> <p>None</p> <p>2008 Titans: 1-1 Run 0-0, Pass 1-1</p> <p>10/27/08 vs. Ind Kerry Collins pass to Ahmard Hall Good</p> <p>2009 Titans: 1-2 Run 1-1, Pass 0-1</p> <p>10/4/09 at Jax Kerry Collins pass to Nate Washington NG Chris Johnson run Good</p> <p>2010 Titans: 1-2 Run 0-0, Pass 1-2</p> <p>9/19/10 vs. Pit Kerry Collins pass to Kenny Britt Good</p> <p>10/31/10 at SD Vince Young pass incomplete to Chris Johnson NG</p> <p>2011 Titans: 0-0 No Attempts</p> <p>None</p>
--	--

ALL-TIME TWO-POINT CONVERSIONS

TITANS

2012 Titans: 1-1 **Run 0-0, Pass 1-1**
 11/4/12 vs. Chi Matt Hasselbeck pass to Kenny Britt Good

2013 Titans: 0-0 **No Attempts**
 None

2014 Titans: 0-1 **Run 0-1, Pass 0-0**
 10/26/14 vs. Hou Leon Washington run NG

2015 Titans: 3-5 **Run 0-1, Pass 3-4**
 9/27/15 vs. Ind Jalston Fowler run NG
 11/8/15 at NO Marcus Mariota pass to Delanie Walker Good
 11/29/15 vs. Oak Marcus Mariota pass to Dorial Green-Beckham Good
 12/13/15 at N.Y. Jets Marcus Mariota pass to Dexter McCluster Good
 12/27/15 vs. Hou Zach Mettenberger pass to Anthony Fasano NG

2016 Titans: 0-5 **Run 0-0, Pass 0-5**
 9/11/16 vs. Min Marcus Mariota pass to DeMarco Murray NG
 9/18/16 at Det Marcus Mariota sacked NG
 10/23/16 vs. Ind Aborted play, Brett Kern pass to Ryan Succop NG
 11/13/16 vs. GB Marcus Mariota pass to Rishard Matthews NG
 12/18/16 at KC Marcus Mariota pass incomplete NG

Titans Overall Two-Point Statistics: 29-60 (48.3%)

OPPONENTS

1994 Opponents: 2-2 **Run 2-2, Pass 0-0**
 10/13/94 vs. Cle Tom Tupa Run Good
 12/4/94 vs. Ari Ronald Moore Run Good

1995 Opponents: 0-2 **Run 0-0, Pass 0-2**
 11/26/95 vs. Den John Elway to Shannon Sharpe NG
 12/17/95 vs. NYJ Boomer Esiason to Fred Baxter NG

1996 Opponents: 1-3 **Run 1-1, Pass 0-2**
 9/15/96 vs. Bal Vinny Testaverde pass NG
 11/10/96 at NO Michael Haynes run Good
 10/13/96 at Atl Bobby Hebert pass to Roell Preston NG

1997 Opponents: 0-1 **Run 0-0, Pass 0-1**
 10/5/97 vs. Sea Rick Tuten (kicking form.) bad snap, inc. pass NG

1998 Opponents: 4-5 **Run 0-0, Pass 4-5**
 11/1/98 vs. Pit Kordell Stewart to Charles Johnson Good
 Mike Tomczak to Charles Johnson Good
 Mike Tomczak to Will Blackwell Good
 11/8/98 vs. TB Trent Dilfer to Bert Emanuel NG
 12/26/98 vs. Min Randall Cunningham to Randy Moss Good

1999 Opponents: 4-6 **Run 0-1, Pass 4-5**
 9/12/99 vs. Cin Jeff Blake to Willie Jackson Good
 Ki-Jana Carter run NG
 Jeff Blake to Brian Milne Good
 9/19/99 vs. Cle Tim Couch Pass incomplete NG
 10/17/99 vs. NO B.J. Tolliver to Brett Bech Good
 1/2/00 vs. Pit Mike Tomczak to Hines Ward Good

2000 Opponents: 0-0 **No Attempts**
 None

2001 Opponents: 1-2 **Run 1-1, Pass 0-1**
 10/7/01 vs. Bal Elvis Grbac to Brandon Stokley NG
 12/2/01 vs. Cle Jamel White run Good

2002 Opponents: 3-4 **Run 0-0, Pass 3-4**
 11/3/02 vs. Ind Peyton Manning to Marvin Harrison Good
 11/17/02 vs. Pit Kordell Stewart to Dan Kreider Good
 Antwaan Randle El to Hines Ward Good
 12/1/02 vs. NYG Kerry Collins to Jeremy Shockey NG

2003 Opponents: 0-1 **Run 0-0, Pass 0-1**
 12/14/03 vs. Buf Drew Bledsoe to Bernard Shaw NG

2004 Opponents: 1-2 **Run 0-0, Pass 1-2**
 9/26/04 vs. Jax Byron Leftwich to Reggie Williams Good
 1/2/05 vs. Det Joey Harrington to Roy Williams NG

2005 Opponents: 2-2 **Run 0-0, Pass 2-2**
 10/11/05 vs. Hou David Carr to Corey Bradford Good
 11/27/05 vs. SF Ken Dorsey to Terry Jackson Good

2006 Opponents: 1-2 **Run 0-0, Pass 1-2**
 10/22/06 at Was Mark Brunell to Santana Moss Good
 10/29/06 vs. Hou Sage Rosenfels to Andre Johnson NG

2007 Opponents: 1-1 **Run 0-0, Pass 1-1**
 10/21/07 at Hou Sage Rosenfels to Andre Davis Good

2008 Opponents: 0-1 **Run 0-1, Pass 0-0**
 9/21/08 vs. Hou Aborted kick, Matt Turk run NG

2009 Opponents: 1-1 **Run 1-1, Pass 0-0**
 9/20/09 vs. Mia Ricky Williams run Good

2010 Opponents: 0-2 **Run 0-2, Pass 0-0**
 10/31/10 at SD Aborted kick, Kris Brown run NG
 11/14/10 at Mia Ronnie Brown run NG

2011 Opponents: 0-2 **Run 0-2, Pass 0-0**
 12/11/11 vs. NO Pierre Thomas run NG
 1/1/12 at Hou Snap over Jake Delhomme's head, rec. by Ten. NG

2012 Opponents: 1-2 **Run 0-0, Pass 1-2**
 9/23/12 vs. Det Matthew Stafford pass to Nate Burleson Good
 12/30/12 vs. Jax Chad Henne pass incomplete NG

2013 Opponents: 1-1 **Run 1-1, Pass 0-0**
 9/15/13 at Hou Arian Foster run Good

2014 Opponents: 0-1 **Run 0-0, Pass 0-0**
 12/14/14 vs. NYJ Geno Smith pass incomplete NG

2015 Opponents: 0-1 **Run 0-0, Pass 0-1**
 12/6/15 vs. Jax Blake Bortles pass incomplete NG

2016 Opponents: 1-3 **Run 1-2, Pass 0-1**
 10/16/16 vs. Cle Cody Kessler pass incomplete NG
 10/27/16 vs. Jax Blake Bortles run Good
 11/13/16 vs. GB James Starks run NG

Opponents Overall Statistics: 24-47 (51.1%)

ALL-TIME SHUTOUTS

ALL-TIME DEFENSIVE SHUTOUTS

Date	Opponent	Score
9/9/61	Oakland	55-0
9/10/66	Oakland	31-0
10/16/66	New York	24-0
10/13/68	at Boston	16-0
9/21/75	at New England	7-0
9/12/76	Tampa Bay	20-0
9/18/77	NY Jets	20-0
11/6/77	Chicago	47-0
12/4/80	Pittsburgh	6-0
10/22/89	Pittsburgh	27-0
9/27/92	San Diego	27-0
9/12/93	Kansas City	30-0
1/2/94	NY Jets	24-0
12/17/00	at Cleveland	24-0
12/25/00	Dallas	31-0

ALL-TIME OPPONENT SHUTOUTS

Date	Opponent	Score
12/4/60	at Dallas	0-24
12/1/63	at San Diego	0-27
10/12/69	at Kansas City	0-24
11/2/69	at Boston	0-24
11/1/70	at St. Louis	0-44
9/19/71	at Cleveland	0-31
10/9/72	Oakland	0-34
11/5/72	at Cleveland	0-20
11/25/73	New England	0-32
11/24/74	Dallas	0-10
12/11/76	Pittsburgh	0-21
9/22/85	at Pittsburgh	0-20
11/10/85	at Buffalo	0-20
12/7/86	at San Diego	0-27
11/26/89	at Kansas City	0-34
11/7/99	at Miami	0-17
12/28/08	at Indianapolis	0-23
10/18/09	at New England	0-59
11/28/10	at Houston	0-20

GAME-WINNING FIELD GOALS

The franchise has totaled 43 game-winning field goals since 1960, including three playoff game winners. **Rob Bironas** leads the franchise with 11 game-winning field goals, followed by former Oiler/Titan **Al Del Greco** (1991-00). Bironas' 60-yard field goal vs. Indianapolis (12/3/06) ranks as the longest game-winning field goal in franchise history. A game-winning field goal is defined as one that was the final score of the game and gave the kicker's team the lead at any time in the fourth quarter or overtime.

Date	Opp.	Kicker	Length	Final Score	Date	Opp.	Kicker	Length	Final Score
10/24/65	Kansas City	Spikes	15	38-36	11/5/00	Pittsburgh	Del Greco	29	9-7
10/31/65	at Buffalo	Blanda	8	19-17	12/3/00	at Philadelphia	Del Greco	50	15-13
10/26/69	Denver	Gerela	22	24-21	10/14/01	Tampa Bay	Nedney	49	31-28 *
12/1/74	at Pittsburgh	Butler	34	13-10	10/21/01	at Detroit	Nedney	46	27-24
9/17/78	San Francisco	Fritsch	19	20-19	12/22/01	at Oakland	Nedney	21	13-10
10/1/78	at Cleveland	Fritsch	19	16-13	12/01/02	at N.Y. Giants	Nedney	38	32-29*
9/23/79	at Cincinnati	Fritsch	29	30-27*	1/11/03	Pittsburgh	Nedney	26	34-31*
10/28/79	N.Y. Jets	Fritsch	35	27-24*	1/3/04	at Baltimore	Anderson	46	20-17
9/28/80	at Cincinnati	Fritsch	29	13-10	12/11/05	Houston	Bironas	21	13-10
12/2/84	Pittsburgh	Cooper	30	23-20*	10/15/06	at Washington	Bironas	30	25-22
11/3/85	Kansas City	Zendejas	38	23-20	11/26/06	N.Y. Giants	Bironas	49	24-21
11/24/85	San Diego	Zendejas	51	37-35	12/3/06	Indianapolis	Bironas	60	20-17
1/3/88	Seattle	Zendejas	42	23-20*	12/24/06	at Buffalo	Bironas	30	30-29
9/4/88	at Indianapolis	Zendejas	35	17-14*	10/21/07	at Houston	Bironas	29	38-36
11/13/89	Cincinnati	Zendejas	28	26-24	11/2/08	Green Bay	Bironas	41	19-16*
11/10/91	Dallas	Del Greco	23	26-23*	11/23/09	at Houston	Bironas	53	20-17
9/20/92	Kansas City	Del Greco	39	23-20*	12/20/09	Miami	Bironas	46	27-24*
12/12/93	Cleveland	Del Greco	25	19-17	9/23/12	Detroit	Bironas	26	44-41*
10/6/96	at Cincinnati	Del Greco	49	30-27*	10/11/12	Pittsburgh	Bironas	40	26-23
8/31/97	Oakland	Del Greco	33	24-21*	12/18/16	at Kansas City	Succop	53	19-17
12/13/98	at Jacksonville	Del Greco	41	16-13					
9/12/99	Cincinnati	Del Greco	33	36-35					
9/10/00	Kansas City	Del Greco	36	17-14*					

*Overtime games

Playoff games in **bold**

ALL-TIME RETURN TOUCHDOWNS

INTERCEPTION RETURN TOUCHDOWNS

Yards	Player	Date	Opp	Result
99	Cortland Finnegan	9/21/2008	Hou	W, 31-12
98	Darryll Lewis	10/22/1995	@ Chi	L, 32-35
97	Jordan Babineaux	10/2/2011	@ Cle	W, 31-13
95	Willie Alexander	9/25/1977	@ GB	W, 16-10
95	Pete Jaquess	9/19/1964	Oak	W, 42-28
90	Mark Johnston	10/27/1963	KC	W, 28-7
87	Perry Phenix	11/12/2000	Bal	L, 23-24
83	Michael Griffin	12/21/2008	Pit	W, 31-14
83	Adam Jones	12/17/2006	Jax	W, 24-17
81	Samari Rolle	10/30/2000	@ Was	W, 27-21
79	Zach Brown	12/30/2012	Jax	W, 38-20
76	Vincent Fuller	10/7/2007	Atl	W, 20-13
75	Vernon Perry	1/6/1980	@ Pit *	L, 13-27
73	Eugene Seale	10/4/1987	@ Den	W, 40-10
66	Ken Houston	9/14/1968	@ Mia	W, 24-10
62	Blaine Bishop	11/5/1995	@ Cle	W, 37-10
62	Miller Farr	11/26/1967	NE	W, 27-6
61	Chris Hope	12/17/2006	Jax	W, 24-17
61	Vincent Fuller	9/24/2007	@ NO	W, 31-14
60	Rocky Boiman	9/28/2003	@ Pit	W, 30-13
58	Bubba McDowell	1/3/1993	@ Buf *	L, 38-41
52	Lamar Lathon	9/8/1991	@ Cin	W, 30-7
52	Miller Farr	12/7/1968	Buf	W, 35-6
52	Reynaldo Hill	10/30/2005	Oak	L, 25-34
51	Andre Dyson	10/12/2003	Hou	W, 38-17
51	Ken Houston	10/5/1969	Buf	W, 28-14
51	Miller Farr	10/15/1967	@ NYJ	T, 28-28
51	Zeke Moore	10/20/1969	@ NYJ	L, 17-26
49	Eddie Robinson	11/12/1995	Cin	L, 25-32
49	Colin McCarthy	11/11/2012	@ Mia	W, 37-3
48	Ken Houston	10/31/1971	Cin	W, 10-6
47	Darryll Lewis	9/19/1993	@ SD	L, 17-18
47	Darryll Lewis	11/2/1997	Jax	L, 24-30
45	Benny Nelson	9/19/1964	Oak	W, 42-28
45	Vincent Fuller	12/13/2009	STL	W, 47-7
44	Steve Brown	9/4/1988	@ Ind	W, 17-14
43	Ken Houston	10/15/1967	@ NYJ	T, 28-28
42	Donald Mitchell	10/17/1999	@ NO	W, 24-21
41	Cortland Finnegan	10/24/2010	Phi	W, 37-19
40	Will Witherspoon	12/9/2012	@ Ind	L, 23-27
40	Larry Carwell	11/17/1968	Den	W, 38-17
40	Miller Farr	12/7/1968	Buf	W, 35-6
39	Denard Walker	10/26/1997	@ Ari	W, 41-14
39	Cortland Finnegan	11/8/2009	@ SF	W, 34-27
39	Miller Farr	10/1/1967	Den	W, 10-6
38	Bo Orlando	12/19/1993	@ Pit	W, 26-17
37	Lamont Thompson	9/11/2004	@ Mia	W, 17-7
36	Cris Dishman	12/4/1994	Ari	L, 12-30
36	Darryll Lewis	9/29/1996	@ Pit	L, 16-30
36	Domingo Bryant	12/18/1988	@ Cle	L, 23-28
35	Ken Houston	12/19/1971	SD	W, 49-33
34	J.C. Wilson	9/30/1979	Cle	W, 31-10
33	Darryll Lewis	10/20/1991	@ Mia	W, 17-13
32	Peter Sirmon	12/22/2002	@ Jax	W, 28-10
31	Roderick Hood	11/15/2009	Buf	W, 41-17
31	Gene Babb	11/11/1962	@ Oak	W, 28-20
30	Zach Brown	12/30/2012	Jax	W, 38-20
30	Richard Johnson	10/14/1990	Cin	W, 48-17
30	Ken Houston	12/23/1967	@ Mia	W, 41-10
29	Ken Houston	12/19/1971	SD	W, 49-33
28	Don Floyd	12/2/1962	Den	W, 34-17
27	Lonnie Marts	11/1/1998	@ Pit	W, 41-31
26	Coty Sensabaugh	9/13/2015	@ TB	W, 42-14
26	Vincent Fuller	11/15/2009	Buf	W, 41-17
26	Bubba McDowell	12/7/1992	Chi	W, 24-7
25	Bob Atkins	12/19/1971	SD	W, 49-33
24	Randall Godfrey	10/22/2000	@ Bal	W, 14-6

24	Rich Coady	12/16/2002	NE	W, 24-7
23	Jim Norton	10/22/1967	@ KC	W, 24-19
23	Marqueston Huff	12/7/2014	NYG	L, 7-36
23	Alterraun Verner	9/15/2013	@ Hou	L, 24-30
22	Ken Houston	12/15/1968	NE	W, 45-17
22	Zeke Moore	11/3/1974	@ NYJ	W, 27-22
22	Steve Jackson	10/17/1993	@ NE	W, 28-14
21	Brad Kassell	9/18/2005	Bal	W, 25-10
20	Chuck Cecil	10/8/1995	@ Min	L, 17-23
17	Ken Houston	12/12/1971	@ Buf	W, 20-14
17	Johnny Baker	9/27/1964	@ Den	W, 38-17
16	Andre Dyson	9/22/2002	Cle	L, 28-31
15	Fred Glick	9/14/1963	Den	W, 20-14
15	Dave Ball	11/27/2008	@ Det	W, 47-10
11	Andre Dyson	11/9/2003	Mia	W, 31-7
8	Keith Bulluck	12/25/2000	Dal	W, 31-0
1	Joe Bowden	11/8/1998	@ TB	W, 31-22

* Postseason

FUMBLE RETURN TOUCHDOWNS

Yards	Player	Date	Opp	Result
96	C.L. Whittington	10/3/1976	@ NO	W, 31-26
93	Robert Lyles	10/19/1986	@ Cin	L, 28-31
92	Cortland Finnegan	12/17/2006	Jax	W, 24-17
83	Denard Walker	1/2/2000	@ Pit	W, 47-36
80	Marcus Robertson	9/5/1993	@ NO	L, 21-33
77	Jason McCourty	10/13/2013	@ Sea	L, 13-20
72	Alterraun Verner	9/23/2012	Det	W, 44-41
72	Terry Kinard	12/9/1990	Cle	W, 58-14
70	Al Smith	12/8/1991	Pit	W, 31-6
68	Ken Houston	9/26/1971	KC	L, 16-20
66	Zeke Moore	11/13/1977	@ Oak	L, 29-34
62	Jason McCourty	11/30/2014	@ Hou	L, 21-45
61	Keith Bulluck	11/3/2002	@ Ind	W, 23-15
61	Samari Rolle	12/21/2003	@ Hou	W, 27-24
58	Cris Dishman	9/12/1993	KC	W, 30-0
55	Robert Lyles	12/6/1987	SD	W, 33-18
48	Willie Germany	9/21/1975	@ NE	W, 7-0
43	John Corker	12/14/1980	@ GB	W, 22-3
42	Marcus Robertson	11/27/1997	@ Dal	W, 27-14
41	Johnny Peacock	12/20/1970	@ Dal	L, 10-52
40	Tony Brown	10/29/2006	Hou	W, 28-22
39	Keith Bulluck	1/2/2005	Det	W, 24-19
38	Curley Culp	9/28/1975	SD	W, 33-17
38	Elvin Bethea	10/27/1974	@ Cin	W, 34-21
38	Tom Domres	11/16/1969	@ Den	T, 20-20
34	Gregg Bingham	11/6/1977	Chi	W, 47-0
32	Keith Bulluck	10/19/2003	@ Car	W, 37-17
30	Henry Ford	12/25/2000	Dal	W, 31-0
27	Marcus Robertson	11/23/1997	Buf	W, 31-14
27	Antwan Odom	11/20/2005	Jax	L, 28-31
27	Johnny Peacock	12/6/1969	NYJ	L, 26-34
25	Antwan Odom	9/25/2005	@ STL	L, 27-31
25	Keith Bostic	11/25/1984	@ Cle	L, 10-27
20	Jesse Baker	10/14/1979	@ Bal	W, 28-16
19	Garland Boyette	11/28/1971	Cle	L, 24-37
19	Cris Dishman	10/6/1991	Den	W, 42-14
19	Mike Dumas	9/1/1991	Oak	W, 47-17
16	Keith Bulluck	11/19/2006	@ Phi	W, 31-13
15	Johnny Meads	9/6/1992	Pit	L, 24-29
14	Jevon Kearse	1/2/2000	@ Pit	W, 47-36
14	Bobby Myers	9/9/2001	Mia	L, 23-31
12	Doug Cline	11/12/1961	NE	W, 27-15
12	Joe Bowden	10/18/1998	Cin	W, 44-14
10	William Fuller	11/26/1992	@ Det	W, 24-21
8#	Mike Munchak	9/14/1986	Cle	L, 20-23
8	Ray Childress	11/1/1992	@ Pit	L, 20-21

ALL-TIME RETURN TOUCHDOWNS

7	Doug Cline	9/10/1966	Oak	W, 31-0
5	Greg Stemmick	10/9/1977	Pit	W, 27-10
3	Wesley Woodyard	12/6/2015	Jax	W, 42-39
0	DaQuan Jones	1/1/2017	Hou	W, 24-17
0	Karl Klug	9/29/2013	NYJ	W, 38-13
0#	Erron Kinney	12/28/2003	TB	W, 33-13
0	Michael Roan	11/15/1998	Pit	W, 23-14
0	Ray Childress	12/5/1993	Atl	W, 33-17
0	Jeff Donaldson	9/21/1986	@ KC	L, 13-27
0	Mike Reinfeldt	9/19/1982	Sea	W, 23-21
0	Doug Cline	11/26/1961	Den	W, 45-14

Own fumble recovery (all others opponent fumble recoveries)

PUNT RETURN TOUCHDOWNS

Yards	Player	Date	Opp	Result
90	Adam Jones	11/19/2006	@ Phi	W, 31-13
87	Billy Johnson	10/16/1977	Cle	L, 23-24
87	Marc Mariani	11/21/2010	Was	L, 16-19
83	Billy Johnson	11/16/1975	Mia	W, 20-19
82	Bobby Jancik	12/20/1964	Den	W, 34-15
81	Adam Jones	12/31/2006	NE	L, 23-40
81	Darius Reynaud	12/30/2012	Jax	W, 38-20
79	Marc Mariani	11/13/2011	@ Car	W, 30-3
78	Ernest Givins	12/11/1994	Sea	L, 14-16
72	Billy Johnson	12/11/1977	@ Cle	W, 19-15
69	Darius Reynaud	12/30/2012	Jax	W, 38-20
69	Ronnie Coleman	10/24/1976	Cin	L, 7-27
69	Derrick Mason	10/30/2000	@ Was	W, 27-21
65	Tommie Campbell	9/23/2012	Det	W, 44-41
65	Derrick Mason	11/28/1999	@ Cle	W, 33-21
63	Billy Johnson	10/5/1975	Cin	L, 19-21
58	Justin McCareins	11/23/2003	@ Atl	W, 38-31
53	Adam Jones	10/29/2006	Hou	W, 28-22
52	Billy Johnson	10/26/1975	Det	W, 24-8
52	Adam Jones	12/11/2005	Hou	W, 13-10
23	Don Floyd	12/13/1964	NYJ	W, 33-17

KICKOFF RETURN TOUCHDOWNS

Yards	Player	Date	Opp	Result
105	Darius Reynaud	9/23/2012	Det	W, 44-41
104	Ken Hall	10/23/1960	@ NYJ	W, 42-28
103	Bob Gresham	9/23/1973	@ Cin	L, 10-24
101	Derrick Mason	11/18/2001	@ Cin	W, 20-7
98	Marc Mariani	10/3/2010	Den	L, 20-26
97	Carl Roaches	9/18/1983	Pit	L, 28-40
96	Carl Roaches	10/4/1981	Cin	W, 17-10
95	Willie Tullis	9/6/1981	@ LAR	W, 27-20
93	Steve Brown	12/11/1983	Cle	W, 34-27
93	Ode Burrell	11/29/1964	NE	L, 17-34
92	Zeke Moore	10/22/1967	@ KC	W, 24-19
90	Lorenzo White	12/4/1988	Pit	L, 34-37
88	Billy Cannon	12/18/1960	NE	W, 37-21
84	Tommie Campbell	11/27/2011	TB	W, 23-17
81	Billy Johnson	10/12/1975	@ Cle	W, 40-10
80	Derrick Mason	1/23/2000	@ Jax *	W, 33-14
75	Billy Johnson	11/6/1977	Chi	W, 47-0
75	Kevin Dyson	1/8/2000	Buf *	W, 22-16

* Postseason

BLOCKED PUNTS RETURNED FOR TOUCHDOWNS

Yards	Player	Date	Opp	Result
26	Donald Mitchell	10/7/2001	@ Bal	L, 7-26
20	Mike Akiu	10/27/1985	@ STL	W, 20-10
14	Larry Eaglin	10/7/1973	LAR	L, 26-31
10	Cris Dishman	10/2/1988	@ Phi	L, 23-32
7	Cris Dishman	9/24/1989	Buf	L, 41-47
0	Norm Evans	11/28/1965	@ KC	L, 21-52
0	Larry Onesti	12/18/1965	@ NE	L, 14-42
0	Ward Walsh	10/15/1972	@ Pit	L, 7-24
0	Eugene Seale	11/13/1989	Cin	W, 26-24
0	Bubba McDowell	10/6/1991	Den	W, 42-14
0	Keith Bulluck	9/14/2008	@ Cin	W, 24-7
0	Patrick Bailey	10/30/2011	Ind	W, 27-10

BLOCKED/MISSED FIELD GOALS RETURNED FOR TOUCHDOWNS

Yards	Player	Date	Opp	Result
71	Ken Houston	10/15/1967	@ NYJ	T, 28-28
69	Donald Mitchell	10/21/2001	@ Det	W, 27-24
62	Mark Johnston	11/26/1961	Den	W, 45-14
58	Tony Banfield	12/9/1962	Oak	W, 32-17

TOP PERFORMANCES: 100-YARD RUSHING GAMES

Yards	Player	Date	Opp	Att	Avg	TD							
228	Chris Johnson	11/01/09	Jac	24	9.5	2	137	Eddie George	10/25/98	Chi	21	6.5	0
216	Billy Cannon	12/10/61	NYT	25	8.6	3	136	Chris Johnson	12/07/08	Cle	19	7.2	1
216	Eddie George	08/31/97	Oak	35	6.2	1	135	Travis Henry	12/24/06	Buf	25	5.4	0
206	Earl Campbell	11/16/80	Chi	31	6.6	0	135	Chris Johnson	11/08/09	SF	25	5.4	2
203	Earl Campbell	10/19/80	TB	33	6.2	0	134	Earl Campbell	12/16/79	Phi	16	8.4	1
203	Earl Campbell	12/21/80	Min	29	7.0	1	134	Eddie George	11/19/00	Cle	36	3.7	3
202	Earl Campbell	10/26/80	Cin	27	7.5	2	134	Eddie George	11/08/98	TB	27	5.0	1
199	Earl Campbell	11/20/78	Mia	28	7.1	4	134	Chris Johnson	01/03/10	Sea	36	3.7	2
199	Eddie George	12/09/99	Oak	28	7.1	2	133	LenDale White	10/28/07	Oak	25	5.3	0
197	Chris Johnson	09/20/09	Hou	16	12.3	2	132	Chris Johnson	11/15/09	Buf	26	5.1	2
195	Earl Campbell	11/22/79	Dal	33	5.9	2	131	Chris Johnson	10/10/10	Dal	19	6.9	2
195	Chris Johnson	10/21/12	Buf	18	10.8	2	131	Earl Campbell	09/16/79	KC	32	4.1	1
194	Gary Brown	11/21/93	Cle	34	5.7	1	130	Earl Campbell	11/10/80	NE	30	4.3	2
190	Chris Johnson	11/27/11	TB	23	8.3	0	130	Earl Campbell	12/11/83	Cle	32	4.1	1
186	Earl Campbell	10/11/81	Sea	39	4.8	2	130	Earl Campbell	10/16/83	Min	29	4.5	1
183	Hoyle Granger	12/04/66	SD	19	9.6	0	130	Eddie George	12/30/01	Cle	26	5.0	2
182	Earl Campbell	10/04/81	Cin	37	4.9	1	130	Chris Johnson	11/13/11	Car	27	4.8	1
181	Earl Campbell	12/14/80	GB	36	5.0	2	130	Chris Johnson	12/19/10	Hou	24	5.4	1
181	Eddie George	10/08/00	Cin	36	5.0	1	130	Chris Johnson	11/21/10	Was	21	6.2	0
179	Sid Blanks	12/13/64	NYJ	21	8.5	3	129	Eddie George	12/14/97	Bal	26	5.0	0
178	Earl Campbell	10/12/80	KC	38	4.7	1	128	Chris Johnson	10/18/09	NE	17	7.5	0
178	Travis Henry	10/15/06	Was	32	5.6	1	127	Sid Blanks	09/19/64	Oak	6	21.2	0
176	Eddie George	12/17/00	Cle	34	5.2	3	127	Chris Johnson	12/29/13	Hou	27	4.7	1
175	Chris Brown	09/09/07	Jac	19	9.2	0	126	Mike Rozier	12/11/88	Cin	22	5.7	3
168	Chris Johnson	10/19/08	KC	18	9.3	1	126	Chris Johnson	11/11/12	Mia	23	5.5	1
167	Eddie George	10/16/00	Jac	29	5.8	1	125	Chris Johnson	09/26/10	NYG	32	3.9	2
166	Gary Brown	11/14/93	Cin	26	6.4	1	125	Eddie George	10/01/00	NYG	35	3.6	1
166	Earl Campbell	09/02/79	Was	32	5.2	2	125	Eddie George	10/19/97	Was	31	4.0	2
160	Hoyle Granger	12/23/67	Mia	21	7.6	1	125	Chris Johnson	11/27/08	Det	16	7.8	2
158	Earl Campbell	09/23/79	Cin	34	4.6	1	125	Lorenzo White	11/26/90	Buf	18	6.9	1
157	Earl Campbell	11/02/80	Den	36	4.4	2	124	Hoyle Granger	11/26/67	BPA	22	5.6	1
156	Lorenzo White	11/21/94	NYG	27	5.8	0	123	Earl Campbell	09/04/83	GB	27	4.6	3
155	Eddie George	10/17/99	NO	28	5.5	0	123	Ronnie Coleman	09/15/74	SD	21	5.9	0
154	Chris Johnson	11/29/09	Ari	18	8.6	1	123	Eddie George	11/14/99	Cin	29	4.2	2
153	Eddie George	11/01/98	Pit	34	4.5	1	123	Travis Henry	10/08/06	Ind	19	6.5	0
153	Chris Johnson	12/04/11	Buf	23	6.7	2	123	DeMarco Murray	10/27/16	Jax	21	5.9	1
152	Chris Brown	09/19/04	Ind	26	5.8	1	123	DeMarco Murray	11/13/16	GB	17	7.2	1
152	Eddie George	10/06/96	Cin	26	5.8	1	122	Earl Campbell	09/06/81	LAN	27	4.5	0
151	Chris Johnson	11/23/09	Hou	29	5.2	0	122	Earl Campbell	11/26/78	Cin	27	4.5	0
150	Chris Johnson	11/03/13	StL	23	6.5	2	122	Eddie George	11/09/97	NYG	32	3.8	1
150	Mike Rozier	09/20/87	Buf	29	5.2	1	122	Mike Rozier	11/29/87	Ind	26	4.7	0
149	Earl Campbell	10/14/79	Bal	22	6.8	3	122	Chris Johnson	12/17/12	NYJ	21	5.8	1
149	Rob Carpenter	11/27/77	KC	14	10.6	0	121	Eddie George	10/11/98	Bal	30	4.0	0
149	LenDale White	10/19/08	KC	17	8.8	3	121	Herman Hunter	10/11/87	Cle	28	4.3	0
149	Lorenzo White	10/11/92	Cin	25	6.0	0	121	DeMarco Murray	10/09/16	Mia	27	4.5	0
148	Chris Brown	10/11/04	GB	27	5.5	2	120	Earl Campbell	11/05/79	Mia	32	3.8	0
147	Chris Brown	10/31/04	Cin	32	4.6	1	120	Rob Carpenter	11/13/77	Oak	19	6.3	0
145	Billy Cannon	12/17/61	Oak	21	6.9	1	119	Fred Willis	11/12/72	Phi	21	5.7	0
144	Allen Pinkett	09/01/91	LAA	26	5.5	1	118	Billy Cannon	11/05/61	Den	11	10.7	1
144	Mike Rozier	10/25/87	Atl	29	5.0	1	117	Chris Johnson	11/14/10	Mia	17	6.9	1
143	Joe Dawkins	11/22/70	Cle	22	6.5	2	117	Chris Johnson	12/13/09	StL	28	4.2	2
143	Eddie George	09/08/96	Jac	17	8.4	1	117	Larry Moriarty	11/11/84	KC	29	4.0	0
143	Travis Henry	11/19/06	Phi	18	7.9	1	116	Eddie George	10/05/97	Sea	26	4.5	0
142	Earl Campbell	09/19/82	Sea	30	4.7	1	116	Lorenzo White	12/09/90	Cle	18	6.4	4
142	Earl Campbell	09/25/83	Buf	30	4.7	1	116	Lorenzo White	12/07/92	Chi	21	5.5	1
142	Ronnie Coleman	09/12/76	TB	25	5.7	0	115	Eddie George	11/23/03	Atl	26	4.4	1
142	Hoyle Granger	11/12/67	Den	22	6.5	0	115	Lorenzo White	12/03/89	Pit	23	5.0	1
142	Skip Hicks	12/16/01	GB	17	8.4	1	114	Gary Brown	12/25/93	SF	19	6.0	0
142	Chris Johnson	12/25/09	SD	21	6.8	1	114	Rob Carpenter	09/21/80	Bal	24	4.8	1
142	Chris Johnson	09/12/10	Oak	27	5.3	2	114	Ronnie Coleman	10/23/77	Pit	26	4.4	0
142	Charley Tolar	09/23/62	SD	18	7.9	1	114	DeMarco Murray	09/25/16	Oak	16	7.1	1
141	Woody Campbell	12/03/67	Mia	18	7.8	1	114	Dave Smith	10/14/62	NYT	20	5.7	1
141	Eddie George	12/01/96	NYJ	28	5.0	2	113	Eddie George	11/28/99	Cle	26	4.3	2
141	Mike Rozier	10/09/88	KC	27	5.2	0	113	Eddie George	10/13/02	Jac	31	3.6	1
141	Chris Johnson	09/30/12	Hou	25	5.6	0	113	Chris Johnson	12/06/09	Ind	27	4.2	0
141	Chris Johnson	11/04/12	Chi	16	8.8	1	113	LenDale White	12/09/07	SD	30	3.8	1
139	Hoyle Granger	12/14/69	BPA	25	5.6	0	112	Ode Burrell	11/28/65	KC	14	8.0	2
138	Earl Campbell	12/04/83	Mia	28	4.9	1	112	Earl Campbell	11/18/79	Cin	19	5.9	2
138	Hoyle Granger	10/01/67	Den	20	6.9	0	112	Ronnie Coleman	09/28/75	SD	16	7.0	1
138	Larry Moriarty	11/18/84	NYJ	23	6.0	1	112	Mike Rozier	11/15/87	Pit	29	3.9	0
137	Earl Campbell	09/03/78	Atl	15	9.1	1	112	Marcus Mariota	12/6/15	Jax	9	12.4	1
							111	Hoyle Granger	12/03/67	Mia	25	4.4	1

TOP PERFORMANCES: 100-YARD RUSHING GAMES

111	Chris Johnson	10/18/10	Jax	26	4.3	1	104	Hoyle Granger	12/15/68	BPA	18	5.8	2
111	Chris Johnson	12/09/10	Hou	22	5.0	1	104	Chris Johnson	12/20/09	Mia	29	3.6	0
110	Ronnie Coleman	10/12/75	Cle	14	7.9	0	104	Dave Smith	09/11/60	Oak	19	5.5	1
110	Eddie George	11/27/97	Dal	34	3.2	0	104	Rodney Thomas	11/26/95	Den	13	8.0	1
110	Charley Tolar	11/04/62	DLT	24	4.6	0	104	LenDale White	10/21/07	Hou	27	3.9	1
109	Gary Brown	12/12/93	Cle	23	4.7	0	103	Billy Cannon	12/15/62	NYT	9	11.4	1
109	Earl Campbell	12/10/79	Pit	33	3.3	0	103	Mike Rozier	12/27/87	Cin	20	5.2	0
109	Earl Campbell	11/30/80	Cle	27	4.0	1	103	LenDale White	12/23/07	NYJ	23	4.5	0
109	Eddie George	10/13/96	Atl	23	4.7	0	102	Earl Campbell	10/29/78	Cin	18	5.7	0
109	Chris Johnson	09/14/08	Cin	19	5.7	0	102	Eddie George	12/26/99	Jac	26	3.9	0
109	Charley Tolar	09/09/62	Buf	17	6.4	1	102	Eddie George	12/29/02	Hou	25	4.1	1
108	Earl Campbell	12/02/79	Cle	22	4.9	1	102	Travis Henry	12/31/06	NE	21	4.9	0
108	Rodney Thomas	11/05/95	Cle	17	6.4	0	102	Larry Moriarty	12/09/84	LAN	24	4.3	1
107	Earl Campbell	11/11/79	Oak	32	3.3	1	101	Chris Brown	09/26/04	Jac	23	4.4	1
107	Earl Campbell	09/10/78	KC	22	4.9	2	101	Gary Brown	09/03/95	Jac	29	3.5	0
107	Earl Campbell	11/13/83	Det	28	3.8	0	101	Earl Campbell	10/09/83	Den	19	5.3	1
107	Eddie George	10/18/98	Cin	25	4.3	0	101	Woody Campbell	11/12/67	Den	16	6.3	1
107	Hoyle Granger	12/16/67	SD	27	4.0	1	101	Ronnie Coleman	11/27/77	KC	15	6.7	0
107	Don Hardeman	09/28/75	SD	27	4.0	1	101	Eddie George	12/03/00	Phi	32	3.2	0
107	Travis Henry	11/12/06	Bal	27	4.0	1	101	Eddie George	12/16/02	NE	31	3.3	0
107	Roy Hopkins	10/26/69	Den	14	7.6	2	101	Hoyle Granger	09/09/67	KC	13	7.8	1
107	DeMarco Murray	10/23/16	Ind	25	4.3	1	101	Chris Johnson	10/02/11	Cle	23	4.4	0
107	Dave Smith	10/30/60	Buf	12	8.9	0	101	Allen Pinkett	09/08/91	Cin	21	4.8	1
107	Charley Tolar	12/15/62	NYT	29	3.7	1	101	Charley Tolar	09/09/61	Oak	18	5.6	1
106	Earl Campbell	09/15/80	Cle	18	5.9	0	101	Butch Woolfolk	11/03/85	KC	14	7.2	1
106	Eddie George	10/27/02	Cin	21	5.0	0	100	Chris Brown	09/11/04	Mia	16	6.3	0
106	Eddie George	09/07/97	Mia	23	4.6	1	100	Gary Brown	12/19/93	Pit	20	5.0	0
106	Eddie George	10/12/97	Cin	30	3.5	0	100	Eddie George	09/21/03	NO	29	3.4	1
106	LenDale White	11/27/08	Det	23	4.6	2	100	Eddie George	09/20/98	NE	23	4.3	0
105	Earl Campbell	10/15/78	Buf	19	5.5	0	100	Paul Robinson	12/16/73	Cin	20	5.0	1
105	Billy Cannon	11/06/60	Den	16	6.6	0	100	Mike Rozier	09/04/88	Ind	25	4.0	1
105	Charley Tolar	11/11/62	Oak	28	3.8	1	100	LenDale White	11/04/07	Car	31	3.2	1
104	Chris Brown	12/05/04	Ind	19	5.5	0	100	Lorenzo White	09/06/92	Pit	13	7.7	0
104	Earl Campbell	10/08/78	Oak	25	4.2	0							
104	Hoyle Granger	11/09/69	Cin	15	6.9	0							

TOP PERFORMANCES: 300-YARD PASSING GAMES

Yards	Player	Date	Opp	Att	Cmp	Pct	TD	Int	Rate
527	Warren Moon	12/16/90	KC	45	27	60.0	3	0	123.1
492	Billy Volek	12/19/04	Oak	60	40	66.7	4	1	107.1
464	George Blanda	10/29/61	Buf	32	18	56.3	4	4	101.0
457	Jacky Lee	10/13/61	BPA	41	27	65.9	2	2	99.3
432	Warren Moon	11/10/91	Dal	56	41	73.2	0	0	95.2
426	Billy Volek	12/13/04	KC	43	29	67.4	4	0	130.6
423	Warren Moon	10/13/91	NYJ	50	35	70.0	2	2	92.3
421	Steve McNair	10/12/03	Hou	27	18	66.7	3	0	146.8
418	George Blanda	11/19/61	NYT	32	20	62.5	7	1	132.8
414	Warren Moon	12/23/89	Cle	51	32	62.7	2	1	93.1
413	Pete Beathard	09/09/68	KC	48	23	47.9	2	3	65.7
402	Ryan Fitzpatrick	12/15/13	Ari	58	36	62.1	4	2	91.3
399	Warren Moon	11/17/91	Cle	44	31	70.5	3	1	111.8
398	Steve McNair	09/29/02	Oak	46	32	69.6	2	4	74.4
398	Warren Moon	10/05/86	Det	38	21	55.3	1	3	67.7
397	Warren Moon	09/09/90	Atl	52	31	59.6	4	2	93.2
393	George Blanda	11/01/64	Buf	68	37	54.4	1	3	58.0
388	Ken Stabler	11/23/80	NYJ	51	33	64.7	4	4	81.2
387	Vince Young	11/29/09	Ari	43	27	62.8	1	0	99.7
386	George Blanda	09/16/62	BPA	36	20	55.6	3	4	81.3
381	Warren Moon	10/28/90	NYJ	43	30	69.8	1	0	104.9
378	Jake Locker	09/23/12	Det	42	29	69.0	2	0	113.0
377	Gifford Nielsen	12/20/81	Pit	37	24	64.9	3	2	103.1
371	Marcus Mariota	11/08/15	NO	39	28	71.8	4	0	135.7
369	Warren Moon	10/14/90	Cin	33	21	63.6	5	1	128.7
369	Warren Moon	11/07/93	Sea	55	36	65.5	2	2	81.6
367	Marcus Mariota	09/27/15	Ind	44	27	61.4	2	2	84.2
366	George Blanda	11/13/60	LAC	55	31	56.4	3	4	64.7
365	Warren Moon	09/09/84	Ind	43	23	53.5	0	0	82.0
364	Warren Moon	12/22/85	Ind	40	22	55.0	2	2	81.7
361	Warren Moon	09/13/92	Ind	39	29	74.4	2	0	119.7
360	Steve McNair	10/05/03	NE	45	23	51.1	0	1	68.8
358	Matt Hasselbeck	09/18/11	Bal	42	30	71.4	1	1	95.1
356	Warren Moon	10/21/84	SF	33	25	75.8	2	2	105.1
355	Warren Moon	09/30/90	SD	46	27	58.7	2	1	88.6
355	Neil O'Donnell	10/03/99	SF	40	20	50.0	2	1	87.0
354	Dan Pastorini	10/20/74	StL	40	26	65.0	1	0	101.5
352	Chris Chandler	09/24/95	Cin	26	23	88.5	4	0	158.3
351	George Blanda	12/03/61	SD	33	20	60.6	4	1	123.9
350	George Blanda	12/17/61	Oak	31	18	58.1	4	2	110.2
350	Matt Hasselbeck	12/24/11	Jac	40	24	60.0	1	2	76.0
348	Archie Manning	09/04/83	GB	34	22	64.7	1	2	83.9
345	Zach Mettenberger	11/23/14	Phi	39	20	51.3	2	1	88.1
345	Warren Moon	11/05/89	Det	38	30	78.9	2	1	111.1
343	Steve McNair	11/27/05	SF	41	23	56.1	3	1	97.9
343	Warren Moon	11/04/90	LAN	43	26	60.5	1	2	74.1
342	George Blanda	12/22/63	Oak	32	20	62.5	5	2	112.2
342	Warren Moon	10/25/92	Cin	40	27	67.5	2	1	100.2
342	Warren Moon	12/05/93	Atl	42	24	57.1	1	0	91.6
341	Steve McNair	09/12/99	Cin	32	21	65.6	3	1	119.4
340	Lynn Dickey	11/04/73	Bal	32	22	68.8	3	2	108.9
339	Warren Moon	12/15/85	Cle	48	22	45.8	2	2	66.2
338	Pete Beathard	11/16/69	Den	41	20	48.8	1	1	75.1
338	Cody Carlson	11/26/92	Det	33	24	72.7	1	2	90.2
338	Warren Moon	09/24/89	Buf	42	28	66.7	1	2	79.3
334	Steve McNair	11/25/01	Pit	37	23	62.2	2	2	87.0
334	Steve McNair	12/01/02	NYG	43	30	69.8	3	0	115.8
334	Warren Moon	10/06/91	Den	31	19	61.3	2	1	106.1
334	Billy Volek	11/14/04	Chi	44	27	61.4	2	1	90.5
331	Jacky Lee	11/25/60	BPA	38	21	55.3	1	0	93.2
330	Cody Carlson	12/13/92	GB	36	25	69.4	0	2	75.0

TOP PERFORMANCES: 300-YARD PASSING GAMES

330	Warren Moon	12/08/85	NYG	47	26	55.3	2	2	73.9	310	Warren Moon	09/26/93	LAN	42	19	45.2	1	2	58.6
330	Warren Moon	09/06/92	Pit	45	29	64.4	2	5	61.6	310	Warren Moon	09/13/87	LAN	43	21	48.8	2	2	68.9
329	Dan Pastorini	10/17/76	SD	39	25	64.1	3	1	105.6	310	Neil O'Donnell	09/19/99	Cle	40	31	77.5	1	0	107.3
329	Don Trull	11/13/66	BPA	45	23	51.1	3	0	97.4	309	Jake Locker	12/02/12	Hou	45	21	46.7	1	3	49.2
328	George Blanda	11/06/64	BPA	44	20	45.5	2	1	76.7	308	George Blanda	09/22/63	NYJ	37	25	67.6	1	2	79.6
327	Warren Moon	11/29/87	Ind	44	24	54.5	3	2	82.3	308	George Blanda	11/07/65	Oak	60	27	45.0	2	3	51.3
326	Jake Locker	10/20/13	SF	41	25	61.0	2	1	92.1	308	Steve McNair	12/08/96	Jac	37	24	64.9	1	1	88.6
324	Warren Moon	11/24/91	Pit	48	24	50.0	2	5	46.2	308	Warren Moon	09/23/90	Ind	39	29	74.4	3	1	111.9
322	Warren Moon	11/18/90	Cle	32	24	75.0	5	0	146.1	306	Warren Moon	12/16/84	Cle	31	19	61.3	0	0	94.3
321	Warren Moon	10/18/92	Den	39	23	59.0	2	1	91.9	305	Vince Young	11/19/07	Den	41	26	63.4	1	2	73.7
320	Ryan Fitzpatrick	11/24/13	Oak	42	30	71.4	2	0	109.2	304	George Blanda	10/24/65	KC	33	19	57.6	5	0	128.0
317	Warren Moon	10/15/89	Chi	26	16	61.5	2	2	97.8	304	Warren Moon	10/26/86	LAA	46	18	39.1	0	4	26.0
315	Warren Moon	09/08/91	Cin	37	22	59.5	1	1	84.9	303	George Blanda	09/25/66	Buf	54	23	42.6	2	5	34.7
315	Jerry Rhome	12/13/70	Cin	54	27	50.0	2	2	65.0	303	Warren Moon	12/02/84	Pit	45	27	60.0	1	3	59.8
314	Pete Beathard	10/20/69	NYJ	47	23	48.9	1	3	51.2	302	Steve McNair	12/09/01	Min	33	25	75.8	2	0	123.5
313	Marcus Mariota	11/06/16	SD	43	27	62.8	3	2	88.6	300	George Blanda	10/02/66	Den	37	15	40.5	5	2	86.7
312	George Blanda	10/25/64	SD	37	22	59.5	1	2	73.3	300	Archie Manning	09/18/83	Pit	35	16	45.7	1	4	45.8
311	Matt Hasselbeck	09/25/11	Den	36	27	75.0	2	0	119.1	300	Warren Moon	11/26/90	Buf	22	16	72.7	2	0	145.1
310	Steve McNair	12/18/05	Sea	38	23	60.5	2	0	104.1	300	Kerry Collins	01/02/11	Ind	39	28	71.8	2	0	111.1
310	Warren Moon	11/09/86	Cin	44	25	56.8	1	0	86.4										

TOP PERFORMANCES: 100-YARD RECEIVING GAMES

272	Charlie Hennigan	10/13/61	BPA	13	20.9	1	145	Charlie Hennigan	10/25/64	SD	8	18.1	2
245	Haywood Jeffires	12/16/90	KC	9	27.2	1	144	Drew Hill	11/17/91	Cle	11	13.1	2
233	Drew Bennett	12/13/04	KC	12	19.4	3	143	Kenny Britt	12/09/12	Ind	8	17.9	0
232	Charlie Hennigan	10/29/61	Buf	9	25.8	2	143	Charley Frazier	11/06/64	BPA	9	15.9	1
225	Kenny Britt	10/24/10	Phi	7	32.1	3	143	Charlie Joiner	12/13/70	Cin	6	23.8	2
214	Charlie Hennigan	12/03/61	SD	10	21.4	3	143	Yancey Thigpen	10/03/99	SF	6	23.8	1
210	Drew Hill	12/22/85	Ind	9	23.3	2	142	Delanie Walker	09/14/14	Dal	10	14.2	1
202	Charlie Hennigan	09/16/62	BPA	8	25.3	2	141	Drew Hill	12/23/89	Cle	10	14.1	2
197	Tim Smith	09/04/83	GB	8	24.6	1	140	Bill Groman	10/16/60	DLT	10	14.0	1
188	Charlie Hennigan	09/27/64	Den	11	17.1	0	139	Dave Casper (TE)	12/20/81	Pit	6	23.2	3
186	Charlie Hennigan	09/22/63	NYJ	9	20.7	1	139	Willard Dewveall (TE)	11/25/62	SD	3	46.3	2
186	Haywood Jeffires	10/13/91	NYJ	13	14.3	0	139	Drew Hill	11/13/88	Sea	8	17.4	1
186	Derrick Mason	01/06/02	Cin	9	20.7	2	139	Haywood Jeffires	11/28/93	Pit	7	19.9	1
185	Drew Hill	11/09/86	Cin	10	18.5	0	138	Charlie Hennigan	10/17/64	NYJ	8	17.3	1
182	Charley Frazier	09/19/65	BPA	6	30.3	2	138	Drew Hill	10/26/86	LAA	7	19.7	0
182	Bill Groman	11/20/60	Den	3	60.7	2	138	Billy Johnson	12/18/77	Cin	6	23.0	1
181	Charlie Hennigan	11/29/64	BPA	12	15.1	0	137	Willard Dewveall (TE)	12/22/63	Oak	7	19.6	2
180	Ken Burrough	11/06/77	Chi	6	30.0	2	137	Derrick Mason	12/14/03	Buf	9	15.2	0
179	Mike Montgomery	10/20/74	StL	9	19.9	1	136	Kenny Britt	09/11/11	Jax	5	27.2	2
177	Ken Burrough	11/02/75	KC	7	25.3	2	136	Ken Burrough	10/17/76	SD	5	27.2	2
177	Derrick Mason	10/12/03	Hou	6	29.5	3	135	Kenny Britt	09/18/11	Bal	9	15.0	1
171	Bill Groman	11/25/60	BPA	9	19.0	1	135	Webster Slaughter	11/07/93	Sea	9	15.0	1
169	Jared Cook (TE)	12/24/11	Jac	8	21.1	1	134	Bill Groman	11/05/61	Den	3	44.7	2
167	Tim Smith	12/16/84	Cle	7	23.9	0	134	Drew Hill	11/29/87	Ind	7	19.1	2
162	Kevin Dyson	09/12/99	Cin	9	18.0	2	133	Curtis Duncan	10/18/92	Den	5	26.6	0
160	Drew Bennett	12/19/04	Oak	13	12.3	2	133	Charlie Hennigan	09/14/63	Den	4	33.3	0
160	Charlie Hennigan	11/01/64	Buf	12	13.3	0	133	Derrick Mason	12/01/03	NYJ	11	12.1	1
159	Tim Smith	09/16/84	SD	5	31.8	1	132	Drew Hill	10/27/85	StL	6	22.0	1
158	Charley Frazier	11/13/66	BPA	6	26.3	2	132	Alvin Reed (TE)	10/27/68	Buf	4	33.0	2
156	Ernest Givins	11/16/86	Pit	8	19.5	1	132	Kendall Wright	11/30/14	Hou	7	18.9	1
155	Delanie Walker	11/23/14	Phi	5	31.0	0	131	Sid Blanks (RB)	09/12/64	SD	13	10.1	0
155	Ernest Givins	10/05/86	Det	5	31.0	0	131	Nate Washington	09/22/13	SD	8	16.4	0
155	Bill Groman	11/06/60	Den	7	22.1	2	130	Curtis Duncan	11/18/90	Cle	7	18.6	1
154	Charley Frazier	10/02/66	Den	5	30.8	3	130	Charlie Hennigan	10/17/65	Den	7	18.6	0
152	Bill Groman	11/19/61	NYT	5	30.4	3	130	Butch Woolfolk (RB)	12/01/85	Cin	9	14.4	1
151	Ernest Givins	10/06/91	Den	5	30.2	0	130	Nate Washington	12/11/11	NO	6	21.7	1
150	Dave Casper (TE)	11/30/80	Cle	7	21.4	1	129	Ken Burrough	12/21/75	Cle	5	25.8	1
150	Bill Groman	12/18/60	BPA	7	21.4	0	129	Mac Haik	12/07/68	Buf	6	21.5	1
150	Jerry LeVias	11/16/69	Den	7	21.4	1	129	Drew Hill	12/01/85	Cin	7	18.4	0
150	Tim Smith	12/11/83	Cle	7	21.4	2	129	Drew Hill	10/27/91	Cin	6	21.5	1
150	Kendall Wright	12/15/13	Ari	12	12.5	0	128	Kenny Britt	12/19/10	Hou	6	21.3	0
148	Drew Bennett	11/14/04	Chi	6	24.7	1	128	Kenny Britt	11/29/09	Ari	7	18.3	1
148	Drew Hill	10/30/88	Was	9	16.4	3	128	Charley Frazier	09/25/66	Buf	6	21.3	1
147	Justin Gage	11/16/08	Jac	4	36.8	2	128	Ernest Givins	10/08/89	NE	5	25.6	0
147	Chris Sanders	11/26/95	Den	5	29.4	2	128	Drew Hill	10/15/89	Chi	5	25.6	1
147	Tim Smith	09/25/83	Buf	11	13.4	0	128	Mike Holston	12/20/81	Pit	5	25.6	0
145	Ken Burrough	11/03/74	NYJ	7	20.7	0	127	Billy Parks	11/04/73	Bal	5	25.4	1
145	Charlie Hennigan	09/09/62	Buf	10	14.5	2	127	Chris Sanders	12/08/96	Jac	7	18.1	0
							126	Ernest Givins	11/22/87	Cle	3	42.0	1

TOP PERFORMANCES: 100-YARD RECEIVING GAMES

125	Tim Smith	12/15/85	Cle	7	17.9	1	109	Bill Groman	10/13/61	BPA	5	21.8	1
124	Drew Bennett	12/05/04	Ind	3	41.3	3	109	Charlie Hennigan	09/24/61	SD	6	18.2	0
124	Delanie Walker	11/13/16	GB	9	13.8	1	109	Charlie Hennigan	10/08/61	Buf	4	27.3	0
124	Oliver Williams	10/18/87	NE	9	13.8	1	109	Drew Hill	12/20/87	Pit	4	27.3	2
124	Roydell Williams	10/21/07	Hou	5	24.8	0	109	Drew Hill	12/27/87	Cin	6	18.2	0
124	Butch Woolfolk (RB)	10/06/85	Den	8	15.5	1	109	Justin Hunter	11/24/13	Oak	6	18.2	1
123	Ken Burrough	11/18/79	Cin	6	20.5	0	109	Derrick Mason	09/08/02	Phi	7	15.6	0
123	Bill Groman	10/22/61	DLT	4	30.8	2	109	Delanie Walker	11/19/15	Jac	8	13.6	0
123	Charlie Hennigan	12/17/61	Oak	5	24.6	0	108	Willard Dewveall (TE)	12/17/61	Oak	3	36.0	2
123	Charlie Hennigan	11/19/61	NYT	8	15.4	1	108	Ernest Givins	09/11/88	LAA	9	12.0	1
123	Charlie Hennigan	09/28/63	Buf	8	15.4	3	108	Ernest Givins	12/14/86	Min	6	18.0	1
123	Drew Hill	09/23/90	Ind	10	12.3	0	108	Ronnie Harmon (RB)	11/10/96	NO	7	15.4	1
123	Webster Slaughter	12/24/94	NYJ	8	15.4	0	108	Charlie Hennigan	10/22/61	DLT	4	27.0	1
122	Ken Burrough	12/19/71	SD	4	30.5	1	108	Webster Slaughter	12/05/93	Atl	8	13.5	1
122	Billy Cannon (RB)	11/19/61	NYT	7	17.4	3	108	Tim Smith	12/02/84	Pit	7	15.4	0
122	Charlie Hennigan	12/08/63	BPA	9	13.6	2	107	Ken Burrough	10/10/76	Den	5	21.4	0
122	Haywood Jeffires	11/24/91	Pit	8	15.3	1	107	Billy Cannon (RB)	12/02/62	Den	5	21.4	2
122	Jerry LeVias	10/26/69	Den	4	30.5	1	107	Ernest Givins	09/26/93	LAN	3	35.7	1
122	Derrick Mason	12/02/01	Cle	3	40.7	2	107	Drew Hill	11/15/87	Pit	4	26.8	1
122	Rishard Matthews	11/20/16	Ind	9	13.6	0	107	Derrick Mason	12/16/01	GB	8	13.4	1
122	Alvin Reed (TE)	09/29/68	Oak	8	15.3	0	107	Alvin Reed (TE)	09/09/68	KC	4	26.8	0
121	Derrick Mason	12/19/04	Oak	9	13.4	1	107	Tim Smith	11/11/84	KC	8	13.4	0
120	Dave Casper (TE)	12/21/80	Min	7	17.1	1	107	Damian Williams	11/13/11	Car	5	21.4	1
120	Tim Smith	12/08/85	NYG	7	17.1	1	106	Drew Bennett	09/10/06	NYJ	8	13.3	0
120	Butch Woolfolk (RB)	09/08/85	Mia	3	40.0	1	106	Ken Burrough	12/03/72	Atl	4	26.5	0
119	Charley Frazier	11/20/66	Buf	4	29.8	1	106	Charley Frazier	10/20/63	Buf	3	35.3	1
119	Ernest Givins	12/18/88	Cle	6	19.8	0	106	Bill Groman	10/09/60	NYT	6	17.7	0
119	Dorial Green-Beckham	12/06/15	Jax	5	23.8	1	106	Gary Wellman	01/02/94	NYJ	8	13.3	0
119	Charlie Hennigan	09/19/64	Oak	7	17.0	1	106	Lorenzo White (RB)	09/13/92	Ind	4	26.5	1
119	Alvin Reed (TE)	10/20/69	NYJ	7	17.0	0	105	Mike Barber (TE)	11/10/80	NE	3	35.0	1
118	Ernest Givins	11/20/88	Pho	5	23.6	2	105	Drew Bennett	09/21/03	NO	8	13.1	1
118	Derrick Mason	09/15/02	Dal	7	16.9	0	105	Kenny Britt	10/04/09	Jac	7	15.0	0
117	Ken Burrough	11/04/73	Bal	7	16.7	0	105	Chris Brown (RB)	11/27/05	SF	3	35.0	1
117	Ernest Givins	09/13/87	LAN	6	19.5	1	105	Rishard Matthews	12/18/16	KC	4	26.3	0
117	Bill Groman	11/12/61	BPA	6	19.5	1	105	Carl Pickens	09/24/00	Pit	2	52.5	0
117	Haywood Jeffires	09/06/92	Pit	7	16.7	0	105	Bo Scaife (TE)	09/07/08	Jac	6	17.5	0
117	Nate Washington	12/22/13	Jac	6	19.5	1	105	Nate Washington	09/29/13	NYJ	4	26.3	2
117	Nate Washington	11/21/10	Was	5	23.4	0	105	Lorenzo White (RB)	12/20/92	Cle	6	17.5	0
117	Nate Washington	10/31/10	SD	4	29.3	1	104	Kevin Dyson	09/10/00	KC	6	17.3	1
116	Derrick Mason	12/01/02	NYG	12	9.7	1	104	Justin Gage	12/30/07	Ind	7	14.9	0
116	Ben Troupe (TE)	12/18/05	Sea	6	19.3	0	104	Justin Gage	12/21/08	Pit	5	20.8	1
115	Drew Bennett	11/12/06	Bal	6	19.2	0	104	Ernest Givins	10/16/88	Pit	5	20.8	1
115	Bill Groman	09/11/60	Oak	6	19.2	1	104	Leonard Harris	10/11/87	Cle	6	17.3	0
115	Nate Washington	11/20/11	Atl	9	12.8	2	104	Charlie Hennigan	11/15/64	Oak	6	17.3	0
114	Jim Beirne	11/09/69	Cin	6	19.0	2	104	Billy Johnson	11/28/76	Atl	5	20.8	1
114	Billy Cannon (RB)	12/10/61	NYT	5	22.8	2	104	Derrick Mason	09/19/04	Ind	8	13.0	0
114	Drew Hill	12/21/86	Buf	5	22.8	0	104	Chris Sanders	09/24/95	Cin	2	52.0	2
114	Justin Hunter	12/08/13	Den	4	28.5	1	103	Jim Beirne	11/28/68	KC	4	25.8	1
114	Derrick Mason	11/25/01	Pit	7	16.3	0	103	Drew Hill	12/08/85	NYG	6	17.2	0
114	Rishard Matthews	01/01/17	Hou	9	12.7	1	103	Haywood Jeffires	09/11/94	Dal	6	17.2	0
114	Bob McLeod (TE)	12/09/62	Oak	5	22.8	1	103	Derrick Mason	10/01/00	NYG	6	17.2	1
113	Drew Bennett	12/10/06	Hou	6	18.8	0	103	Jared Cook (TE)	12/18/11	Ind	9	11.4	0
113	Dorial Green-Beckham	12/20/15	NE	6	18.8	0	103	Kendall Wright	11/24/13	Oak	6	17.2	1
113	Charlie Hennigan	09/09/61	Oak	4	28.3	1	102	Dave Casper (TE)	12/19/82	Phi	5	20.4	1
113	Charlie Hennigan	11/25/60	BPA	7	16.1	0	102	Willie Frazier (TE)	11/06/64	BPA	2	51.0	1
113	Drew Hill	11/24/88	Dal	9	12.6	1	102	Ernest Givins	11/23/86	Ind	7	14.6	0
112	Ken Burrough	12/14/75	Oak	4	28.0	2	102	Bill Groman	10/23/60	NYT	5	20.4	3
112	Pat Coleman	09/25/94	Cin	4	28.0	0	102	Drew Hill	11/26/90	Buf	6	17.0	0
112	Kevin Dyson	11/25/01	Pit	4	28.0	1	102	Drew Hill	12/13/87	NO	4	25.5	0
112	John White (TE)	09/24/61	SD	6	18.7	1	102	Chris Sanders	12/01/96	NYJ	3	34.0	1
112	Nate Washington	09/23/12	Det	3	37.3	1	102	Tim Smith	09/09/84	Ind	6	17.0	0
111	Ken Burrough	10/26/75	Det	3	37.0	1	102	Yancey Thigpen	09/27/98	Jac	6	17.0	2
111	Charlie Hennigan	11/22/64	KC	8	13.9	2	102	Nate Washington	12/14/14	NYJ	6	17.0	0
110	Kevin Dyson	12/02/01	Cle	6	18.3	0	101	Ernest Givins	10/14/90	Cin	6	16.8	1
110	Charlie Hennigan	11/13/60	LAC	8	13.8	0	101	Bill Groman	12/10/61	NYT	5	20.2	0
110	Jerry LeVias	12/06/69	NYJ	9	12.2	1	101	Bill Groman	12/11/60	Buf	3	33.7	1
110	Webster Slaughter	09/18/94	Buf	4	27.5	0	101	Charlie Hennigan	10/01/61	DLT	3	33.7	1
109	Drew Bennett	10/03/04	SD	9	12.1	0	101	Charlie Hennigan	09/07/63	Oak	7	14.4	1
109	Ken Burrough	11/11/79	Oak	3	36.3	2	101	Drew Hill	11/05/89	Det	9	11.2	1
109	Eddie George (RB)	11/26/00	Jac	7	15.6	0	101	Drew Hill	11/08/87	SF	4	25.3	0
109	Ernest Givins	09/09/90	Atl	4	27.3	2	101	Mike Holston	11/29/81	Atl	8	12.6	1

TOP PERFORMANCES: 100-YARD RECEIVING GAMES

101	Roy Hopkins (RB)	11/08/70	KC	6	16.8	0	100	Ernest Givins	11/26/92	Det	4	25.0	0
101	Brandon Jones	12/24/06	Buf	5	20.2	1	100	Bill Groman	10/29/61	Buf	2	50.0	2
101	Jerry LeVias	11/29/70	Den	3	33.7	2	100	Drew Hill	11/20/88	Pho	5	20.0	1
101	Jerry LeVias	11/23/69	Mia	4	25.3	1	100	Chris Johnson (RB)	11/15/09	Buf	9	11.1	0
101	Chris Sanders	10/18/98	Cin	3	33.7	0	100	Charlie Joiner	10/25/70	SD	5	20.0	1
101	Tim Smith	10/21/84	SF	6	16.8	1	100	Chris Sanders	12/19/99	Atl	5	20.0	1
101	Kendall Wright	09/13/15	TB	4	25.3	1	100	Chris Sanders	12/14/97	Bal	7	14.3	0
100	Dave Casper (TE)	11/28/82	NE	6	16.7	1	100	Chris Sanders	10/13/96	Atl	4	25.0	1
100	Curtis Duncan	12/13/92	GB	6	16.7	0	100	Frank Wycheck (TE)	10/21/01	Det	7	14.3	1
100	Charley Frazier	09/03/66	Den	6	16.7	3							
100	Ernest Givins	10/25/92	Cin	8	12.5	1							

CAREER 100-YARD RUSHING GAMES

No.	Player	W-L-T
39	Earl Campbell	28-11-0
36	Eddie George	30-6-0
35	Chris Johnson	26-9-0
11	Hoyle Granger	8-2-1
8	Mike Rozier	6-2-0
7	Chris Brown	4-3-0
7	LenDale White	6-1-0
7	Lorenzo White	4-3-0
6	Gary Brown	6-0-0
6	Ronnie Coleman	5-1-0
6	Charlie Tolar	6-0-0
6	Travis Henry	3-3-0
5	Billy Cannon	5-0-0
5	DeMarco Murray	3-2-0
3	Rob Carpenter	2-1-0
3	Larry Moriarty	2-1-0
3	Dave Smith	3-0-0
2	Sid Blanks	2-0-0
2	Woody Campbell	2-0-0
2	Allen Pinkett	2-0-0
2	Rodney Thomas	2-0-0
1	Ode Burrell	0-1-0
1	Joe Dawkins	0-1-0
1	Don Hardeman	1-0-0
1	Skip Hicks	1-0-0
1	Roy Hopkins	1-0-0
1	Marcus Mariota	1-0-0
1	Paul Robinson	0-1-0
1	Fred Willis	0-1-0
1	Butch Woolfolk	1-0-0

CAREER 300-YARD PASSING GAMES

No.	Player	W-L-T
38	Warren Moon	20-18-0
15	George Blanda	5-10-0
10	Steve McNair	4-6-0
3	Matt Hasselbeck	3-0-0
3	Jake Locker	1-2-0
3	Marcus Mariota	1-2-0
3	Billy Volek	0-3-0
3	Dan Pastorini	0-3-0
2	Cody Carlson	1-1-0
2	Ryan Fitzpatrick	1-1-0
2	Jacky Lee	1-0-1
2	Archie Manning	0-2-0
2	Neil O'Donnell	1-1-0
2	Vince Young	1-1-0
1	Pete Beathard	0-0-1
1	Chris Chandler	1-0-0
1	Kerry Collins	0-1-0
1	Lynn Dickey	1-0-0
1	Zach Mettenberger	0-1-0
1	Gifford Nielsen	1-0-0
1	Jerry Rhome	0-1-0
1	Ken Stabler	0-1-0
1	Don Trull	0-1-0

CAREER 100-YARD RECEIVING GAMES

No.	Player	W-L-T
26	Charlie Hennigan	12-14-0
24	Drew Hill	15-9-0
18	Ernest Givins	7-11-0
14	Ken Burrough	12-2-0
13	Derrick Mason	7-6-0
10	Tim Smith	3-7-0
9	Drew Bennett	3-6-0
9	Nate Washington	4-5-0
8	Charles Frazier	3-5-0
8	Bill Groman	8-0-0
8	Chris Sanders	6-2-0
7	Kenny Britt	4-3-0
6	Haywood Jeffires	3-3-0
5	Jerry LeVias	3-1-1
5	Kendall Wright	3-2-0
4	Kevin Dyson	3-1-0
4	Alvin Reed	1-3-0
4	Webster Slaughter	2-2-0
4	Delanie Walker	1-3-0
3	Curtis Duncan	1-2-0
3	Justin Gage	3-0-0
3	Rishard Matthews	2-1-0
2	Mike Barber	2-0-0
2	Jim Bierne	0-1-1
2	Jared Cook	1-1-0
2	Willard Dewveall	1-1-0
2	Dorial Green-Beckham	1-1-0
2	Justin Hunter	1-1-0
2	Billy Johnson	2-0-0
2	Charlie Joiner	0-1-1
2	Yancey Thigpen	0-2-0
2	Lorenzo White	2-0-0
2	Butch Woolfolk	1-1-0
1	Sid Blanks	0-1-0
1	Chris Brown	1-0-0
1	Pat Coleman	1-0-0
1	Willie Fraizer	1-0-0
1	Eddie George	0-1-0
1	Mac Haik	1-0-0
1	Ronnie Harmon	1-0-0
1	Leonard Harris	1-0-0
1	Mike Holston	0-1-0
1	Roy Hopkins	0-1-0
1	Chris Johnson	1-0-0
1	Brandon Jones	1-0-0
1	Mike Montgomery	0-1-0
1	Dave Parks	1-0-0
1	Carl Pickens	1-0-0
1	Bo Scaife	1-0-0
1	Ben Troupe	0-1-0
1	Gary Wellman	1-0-0
1	John White	0-1-0
1	Damian Williams	1-0-0
1	Oliver Williams	0-1-0
1	Roydell Williams	1-0-0
1	Frank Wycheck	1-0-0

TOP PERFORMANCES BY TEAMMATES

GAMES WITH MORE THAN ONE 100-YARD RUSHER

Dec. 15, 1962	@ New York, Billy Cannon (9-103) and Charlie Tolar (29-107)
Nov. 12, 1967	@ Denver, Woody Campbell (16-101) and Hoyle Granger (22-142)
Dec. 3, 1967	vs. Miami, Woody Campbell (18-141) and Hoyle Granger (25-111)
Sep. 28, 1975	vs. San Diego, Ronnie Coleman (16-112) and Don Hardeman (27-107)
Nov. 27, 1977	vs. Kansas City, Rob Carpenter (14-149) and Ronnie Coleman (15-101)
Oct. 19, 2008	@ Kansas City, Chris Johnson (18-168) and LenDale White (17-149)
Nov. 27, 2008	@ Detroit, Chris Johnson (16-125) and LenDale White (23-106)

GAMES WITH MORE THAN ONE 100-YARD RECEIVER

Nov. 25, 1960	@ Boston, Bill Groman (9-171) and Charlie Hennigan (7-113)
Sep. 24, 1961	@ San Diego, Charlie Hennigan (6-109) and John White (6-112)
Oct. 13, 1961	@ Boston, Bill Groman (8-148) and Charlie Hennigan (13-272)
Oct. 22, 1961	vs. Dallas, Bill Groman (4-123) and Charlie Hennigan (4-108)
Sep. 12, 1964	@ San Diego, Sid Banks (12-131) and Charlie Hennigan (7-104)
Nov. 6, 1964	@ Boston, Charles Frazier (9-143) and Willie Frazier (2-102)
Nov. 4, 1973	@ Baltimore, Ken Burrough (7-117) and Dave Parks (5-127)
Nov. 20, 1978	vs. Miami, Mike Barber (4-112) and Ken Burrough (6-103)
Nov. 20, 1988	vs. Phoenix, Ernest Givens (5-118) and Drew Hill (5-100)
Nov. 25, 2001	vs. Pittsburgh, Kevin Dyson (4-112) and Derrick Mason (7-114)
Dec. 2, 2001	@ Cleveland, Kevin Dyson (6-110) and Derrick Mason (3-122)
Dec. 19, 2004	@ Oakland, Derrick Mason (9-121) and Drew Bennett (13-160)
Nov. 24, 2013	@ Oakland, Justin Hunter (6-109) and Kendall Wright (6-103)

GAMES WITH 300-YARD PASSER, TWO 100-YARD RECEIVERS

Nov. 25, 1960	at Boston, Jackie Lee (331 yards passing), Bill Groman (171 receiving), Charlie Hennigan (113 receiving)
Oct. 13, 1961	at Boston, Jacky Lee (457 yards passing), Charlie Hennigan (272 receiving), Bill Groman (148 receiving)
Nov. 6, 1964	at Boston, George Blanda (328 yards passing), Charles Frazier (143 receiving), Willie Frazier (102 receiving)
Nov. 4, 1973	at Baltimore, Lynn Dickey (340 yards passing), Dave Parks (127 receiving), Ken Burrough (117 receiving)
Nov. 25, 2001	vs. Pittsburgh, Steve McNair (334 yards passing), Derrick Mason (114 receiving), Kevin Dyson (112 receiving)
Dec. 19, 2004	at Oakland, Billy Volek (492 yards passing), Drew Bennett (160 receiving), Derrick Mason (121 receiving)
Nov. 24, 2013	at Oakland, Ryan Fitzpatrick (320 yards passing), Justin Hunter (109 receiving), Kendall Wright (103 receiving)

GAMES WITH 100-YARD RUSHER, 100-YARD RECEIVER & 300-YARD PASSER

Dec. 17, 1961	at Oakland, George Blanda (350 yards passing), Billy Cannon (145 rushing), Charlie Hennigan (123 receiving), Willard Dewveall (108 receiving)
Sep. 4, 1983	vs. Green Bay, Archie Manning (348 yards passing), Earl Campbell (123 rushing), Tim Smith (197 receiving)
Nov. 29, 1987	at Indianapolis, Warren Moon (327 yards passing), Mike Rozier (122 rushing), Drew Hill (134 receiving)
Nov. 26, 1990	vs. Buffalo, Warren Moon (300 yards passing), Lorenzo White (125 rushing), Drew Hill (102 receiving)
Sep. 6, 1992	vs. Pittsburgh, Warren Moon (330 yards passing), Lorenzo White (100 rushing) and Haywood Jeffires (117 receiving)
Nov. 29, 2009	vs. Arizona, Vince Young (387 yards passing), Chris Johnson (154 rushing) and Kenny Britt (128 receiving)

LARGEST WIN/LOSS MARGINS

LARGEST MARGIN OF VICTORY

MARGIN	SCORE	DATE	OPPONENT
1. 55 points	55-0	9/9/61	OAKLAND
2. 47 points	47-0	11/6/77	CHICAGO
3. 44 points	58-14	12/9/90	CLEVELAND
4. 42 points	55-13	11/5/61	at Denver
5. 40 points	47-7	12/13/09	ST. LOUIS
6. 39 points	56-17	10/14/62	N.Y. TITANS
7. 38 points	45-7	9/3/66	DENVER
8. 37 points	47-10	11/27/08	at Detroit
9. 36 points	49-13	11/19/61	N.Y. TITANS
10. 35 points	41-6	12/11/88	CINCINNATI
35 points	38-3	11/14/93	at Cincinnati
12. 34 points	37-3	11/11/12	at Miami
34 points	44-10	12/15/62	at N.Y. Titans
13. 32 points	35-3	12/10/00	CINCINNATI
32 points	35-3	10/27/91	CINCINNATI
32 points	39-7	10/1/89	MIAMI

LARGEST MARGIN OF DEFEAT

MARGIN	SCORE	DATE	OPPONENT
1. 59 points	59-0	10/18/09	at New England
2. 54 points	61-7	12/17/89	at Cincinnati
3. 48 points	55-7	12/23/12	at Green Bay
4. 44 points	44-0	11/1/70	at St. Louis
44 points	61-17	12/17/72	CINCINNATI
6. 42 points	45-3	11/1/63	at Boston
42 points	52-10	12/20/70	at Dallas
42 points	45-3	9/18/88	at N.Y. Jets
9. 41 points	55-14	11/6/83	CINCINNATI
41 points	51-10	10/13/74	at Minnesota
11. 39 points	52-13	9/18/66	at N.Y. Jets
12. 34 points	34-0	10/9/72	OAKLAND
34 points	34-0	11/26/89	at Kansas City
34 points	41-7	10/23/11	HOUSTON
15. 33 points	40-7	11/22/87	CLEVELAND
33 points	40-7	9/17/06	at San Diego



HISTORY

2016 SEASON (9-7 REGULAR SEASON, 0-0 PLAYOFFS) • 2ND PLACE AFC SOUTH

DATE	OPPONENT	SCORE	W/L	ATT
09/11	Minnesota	16-25	L	63,816
09/18	at Detroit	16-15	W	58,466
09/25	Oakland	10-17	L	62,370
10/02	at Houston	20-27	L	71,815
10/09	at Miami	30-17	W	64,425
10/16	Cleveland	28-26	W	60,897
10/23	Indianapolis	26-34	L	65,470
10/27	Jacksonville	36-22	W	61,619
11/06	at San Diego	35-43	L	52,281
11/13	Green Bay	47-25	W	69,116
11/20	at Indianapolis	17-24	L	65,048
11/27	at Chicago	27-21	W	59,494
12/11	Denver	13-10	W	68,780
12/18	at Kansas City	19-17	W	68,084
12/24	at Jacksonville	17-38	L	59,621
01/01	Houston	24-17	W	65,205

	TITANS	OPP
Total First Downs	322	324
Rushing	115	70
Passing	175	227
Penalty	32	27
3rd Down: Made/Att	100/217	77/210
3rd Down Pct.	46.1	36.7
4th Down: Made/Att	4/11	12/22
4th Down Pct.	36.4	54.5
Possession Avg.	30:32	29:28
Total Net Yards	5728	5720
Avg. Per Game	358.0	357.5
Total Plays	1008	1031
Avg. Per Play	5.7	5.5
Net Yards Rushing	2187	1413
Avg. Per Game	136.7	88.3
Total Rushes	476	356
Net Yards Passing	3541	4307
Avg. Per Game	221.3	269.2
Sacked/Yards Lost	28/179	40/278
Gross Yards	3720	4585
Att./Completions	504/307	635/388
Completion Pct.	60.9	61.1
Had Intercepted	11	12
Punts/Average	77/44.2	72/46.7
Net Punting Avg.	77/38.6	72/40.9
Penalties/Yards	110/1012	137/1191
Fumbles/Ball Lost	17/7	12/6
Touchdowns	46	43
Rushing	16	10
Passing	29	25
Returns	1	8

BY PERIODS	1	2	3	4	OT	PTS
Team	77	149	59	96	0	381
Opponents	97	95	75	111	0	378

SCORING	TD	RU	PA	RT	PAT	FG	S	TP
Succop	0	0	0	0	39/41	22/24	0	105
Murray	12	9	3	0	0	0	0	72
Matthews	9	0	9	0	0	0	0	54
Walker	7	0	7	0	0	0	0	42
Henry	5	5	0	0	0	0	0	30
Wright	3	0	3	0	0	0	0	18
Fasano	2	0	2	0	0	0	0	12
An. Johnson	2	0	2	0	0	0	0	12
Mariota	2	2	0	0	0	0	0	12
Sharpe	2	0	2	0	0	0	0	12
D. Jones	1	0	0	1	0	0	0	6
Lewan	1	0	1	0	0	0	0	6
Team	46	16	29	1	39/41	22/24	0	381
Opponents	43	10	25	8	35/40	27/32	1	378

2-Pt Conversions: **TM 0-5, OPP 1-3**

FUM/Lost: Mariota 9/5, Murray 3/1, Mariani 2/0, Cassel 1/0, Matthews 1/1, Walker 1/0

RUSHING	No	Yds	Avg	Lg	TD
Murray	293	1287	4.4	75t	9
Henry	110	490	4.5	22	5
Mariota	60	349	5.8	41	2
Andrews	2	15	7.5	9	0
Mariani	1	15	15.0	15	0
Wright	1	15	15.0	15	0
Walker	2	11	5.5	8	0
Cassel	4	3	0.8	3	0
Fowler	1	3	3.0	3	0
Sharpe	1	1	1.0	1	0
Blake	1	-2	-2.0	-2	0
Team	476	2187	4.6	75t	16
Opponents	356	1413	4.0	68t	10

PASSING	Att	Cmp	Pct	Yards	Yds/Att	TD	Int	Lg	Sk/Yds	Rating
Mariota	451	276	3426	61.2	7.60	26	9	60	23/156	95.6
Cassel	51	30	284	58.8	5.57	2	2	50	5/23	71.0
Murray	2	1	10	50.0	5.00	1	0	10t	0/0	104.2
Team	504	307	3720	60.9	7.38	29	11	60	28/179	93.7
Opponents	635	388	4585	61.1	7.22	25	12	58	40/278	88.3

RECEIVING	No	Yds	Avg	Lg	TD
Matthews	65	945	14.5	60	9
Walker	65	800	12.3	47	7
Murray	53	377	7.1	35	3
Sharpe	41	522	12.7	34t	2
Wright	29	416	14.3	48t	3
Douglas	15	210	14.0	35	0
Henry	13	137	10.5	29	0
An. Johnson	9	85	9.4	20	2
Fasano	8	83	10.4	17	2
Supernaw	4	62	15.5	30	0
Amaro	3	59	19.7	26	0
Fowler	1	14	14.0	14	0
Lewan	1	10	10.0	10t	1
Team	307	3720	12.1	60	29
Opponents	388	4585	11.8	58	25

INTERCEPTIONS	No	Yds	Avg	Lg	TD
Cox	3	3	1.0	3	0
McCain	2	33	16.5	33	0
McCourty	2	7	3.5	6	0
Woodyard	1	21	21.0	21	0
Stafford	1	4	4.0	4	0
Searcy	1	0	0.0	0	0
Sims	1	0	0.0	0	0
Williamson	1	0	0.0	0	0
Team	12	68	5.7	33	0
Opponents	11	203	18.5	77t	3

PUNTING	No	Yds	Avg	Net	TB	In	Lg	B
Kern	77	3402	44.2	38.6	4	32	71	0
Team	77	3402	44.2	38.6	4	32	71	0
Opponents	72	3360	46.7	40.9	9	22	72	0

PUNT RETURNS	No	FC	Yds	Avg	Lg	TD
Mariani	29	22	235	8.1	18	0
Blake	1	0	1	1.0	1	0
Team	30	22	236	7.9	18	0
Opponents	36	27	347	9.6	74t	2

KICKOFF RETURNS	No	Yds	Avg	Lg	TD
Mariani	26	560	21.5	37	0
Andrews	4	37	9.3	17	0
Wright	3	32	10.7	15	0
Team	33	629	19.1	37	0
Opponents	21	462	22.0	61	0

FIELD GOALS	1-19	20-29	30-39	40-49	50+
Succop	1/1	4/4	6/6	8/8	3/5
Team	1/1	4/4	6/6	8/8	3/5
Opponents	0/0	7/7	9/10	6/9	5/6

TEAM/Succop: (28G) (51N,46G) (34G) (48G,26G) (40G) (58N) (48G,44G) (32G,22G,33G) () (51G,23G) (47G) (19G,31G) (53G,41G) (39G,53G) (42G) (35G)
OPP: (37N,56N,50G,33G,45G,30G) (42G,27G) (52G) (53G,48N,45G) (24G) (45G,37G) (28G,33G) () (32G,23G, 36G) (29G,38G) (42N,49G) () (34G) (34G) (29G,48G,56G,50G) (45N,26G)

SACKS
 Orakpo 10.5, Morgan 9, Casey 5, Spence 3, Williamson 2, Woodyard 2, D. Jones 1.5, Klug 1.5, Byard 1, Dodd 1, Stafford 1, Wallace 1, (team) 1, Au. Johnson 0.5
Titans 40, Opponents 28

TACKLES (Solo-Assists-Total)
 Williamson 76-73-149, Woodyard 52-36-88, Spence 41-36-77, McCourty 56-8-64, Byard 42-21-63, Stafford 42-16-58, Orakpo 40-15-55, Searcy 39-12-51, Casey 38-13-51, Morgan 29-21-50, R. Johnson 33-15-48, McCain 37-7-44, Blake 32-5-37, Cox 33-3-36, Jones 18-11-29, Klug 14-11-25, Sims 17-1-18, Woods 11-6-17, Bass 8-8-16, Au. Johnson 13-2-15, Wallace 9-6-15, Blackson 7-7-14, Dodd 6-3-9, Palmer 2-0-2, An. Woods 2-0-2, Abdesmad 1-0-1, Reed 1-0-1, team 1-0-1
Team Totals: 700-336-1,036

USUAL STARTING LINEUP	
OFFENSE	
WR	Rishard Matthews (18)
TE	Delanie Walker (82)
LT	Taylor Lewan (77)
LG	Quinton Spain (67)
C	Ben Jones (60)
RG	Josh Kline (64)
RT	Jack Conklin (78)
TE	Anthony Fasano (80)
WR	Tajae Sharpe (19)
QB	Marcus Mariota (8)
RB	DeMarco Murray (29)
DEFENSE	
DE	DaQuan Jones (90)
NT	Al Woods (96)
DT	Jurrell Casey (99)
OLB	Derrick Morgan (91)/David Bass (51)
ILB	Wesley Woodyard (59)/Sean Spence (55)
ILB	Avery Williamson (54)
OLB	Brian Orakpo (98)
CB	Jason McCourty (30)
SS	Da'Norris Searcy (21)
FS	Rashad Johnson (25)/Kevin Byard (31)/Daimion Stafford (24)
CB	Brice McCain (23)/Perrish Cox (20)

SPECIALISTS	
K	Ryan Succop (4)
P	Brett Kern (6)
KR/PR	Marc Mariani (87)

Pro Bowl [All-Pro](#)
GM: Jon Robinson; **Head Coach:** Mike Mularkey
Asst. Coaches: Dick LeBeau (asst. HC/def. coord.), Terry Robiskie (off. coord.), Bobby April (ST coord.*), Brandon Blaney (def. asst.), Bob Bratkowski (WR), Sylvester Croom (RB), Nick Eason (DL), Russ Grimm (OL), Steve Hoffman (ST asst.*), Steve Jackson (asst. secondary), Jason Michael (QB), Arthur Smith (TE), Lou Spanos (LB), Luke Stechel (off. asst.), Mike Sullivan (asst. OL), Deshea Townsend (secondary), Jason Tucker (asst. WR), Steve Watterson (asst. HC/strength and cond.), Keith Willis (asst. DL)
 * April - special teams coordinator first four games; Hoffman - special teams assistant first four games, special teams coordinator final 12 games

AMERICAN FOOTBALL CONFERENCE STANDINGS				
AFC EAST	W	L	T	Pct
New England	14	2	0	.875
* Miami	10	6	0	.625
Buffalo	7	9	0	.438
New York Jets	5	11	0	.313
AFC NORTH	W	L	T	Pct
Pittsburgh	11	5	0	.688
Baltimore	8	8	0	.500
Cincinnati	6	9	1	.406
Cleveland	1	15	0	.063
AFC SOUTH	W	L	T	Pct
Houston	9	7	0	.563
Tennessee	9	7	0	.563
Indianapolis	8	8	0	.500
Jacksonville	3	13	0	.188
AFC WEST	W	L	T	Pct
Kansas City	12	4	0	.750
* Oakland	12	4	0	.750
Denver	9	7	0	.563
San Diego	5	11	0	.313

NATIONAL FOOTBALL CONFERENCE STANDINGS				
NFC EAST	W	L	T	Pct
Dallas	13	3	0	.813
* New York Giants	11	5	0	.688
Washington	8	7	1	.531
Philadelphia	7	9	0	.438
NFC NORTH	W	L	T	Pct
Green Bay	10	6	0	.625
* Detroit	9	7	0	.563
Minnesota	8	8	0	.500
Chicago	3	13	0	.188
NFC SOUTH	W	L	T	Pct
Atlanta	11	5	0	.688
Tampa Bay	9	7	0	.563
New Orleans	7	9	0	.438
Carolina	6	10	0	.375
NFC WEST	W	L	T	Pct
Seattle	10	5	1	.656
Arizona	7	8	1	.469
Los Angeles	4	12	0	.250
San Francisco	2	14	0	.125

* Wild Card for Playoffs

2015 SEASON (3-13 REGULAR SEASON, 0-0 PLAYOFFS) • 4TH PLACE AFC SOUTH

DATE	OPPONENT	SCORE	W/L	ATT
09/13	at Tampa Bay	W	42-14	63,945
09/20	at Cleveland	L	14-28	67,431
09/27	Indianapolis	L	33-35	65,920
10/11	Buffalo	L	13-14	65,670
10/18	Miami	L	10-38	62,342
10/25	Atlanta	L	7-10	63,329
11/01	at Houston	L	6-20	71,630
11/08	at New Orleans	W	34-28*	73,075
11/15	Carolina	L	10-27	63,591
11/19	at Jacksonville	L	13-19	60,121
11/29	Oakland	L	21-24	58,075
12/06	Jacksonville	W	42-39	57,355
12/13	at New York Jets	L	8-30	78,160
12/20	at New England	L	16-33	66,829
12/27	Houston	L	6-34	62,153
01/03	at Indianapolis	L	24-30	65,733

* Overtime

	TITANS	OPP
Total First Downs	298	317
Rushing	66	101
Passing	195	192
Penalty	37	24
3rd Down: Made/Att	64/201	92/216
3rd Down Pct.	31.8	42.6
4th Down: Made/Att	7/15	4/12
4th Down Pct.	46.7	33.3
Possession Avg.	29:25	30:35
Total Net Yards	4988	5475
Avg. Per Game	311.8	342.2
Total Plays	976	1003
Avg. Per Play	5.1	5.5
Net Yards Rushing	1485	1797
Avg. Per Game	92.8	112.3
Total Rushes	371	462
Net Yards Passing	3503	3678
Avg. Per Game	218.9	229.9
Sacked/Yards Lost	54/390	39/271
Gross Yards	3893	3949
Att./Completions	551/342	502/319
Completion Pct.	62.1	63.5
Had Intercepted	17	11
Punts/Average	88/47.4	74/48.2
Net Punting Avg.	88/40.3	74/43.0
Penalties/Yards	93/779	112/982
Fumbles/Ball Lost	25/16	16/8
Touchdowns	37	51
Rushing	10	11
Passing	25	34
Returns	2	6

BY PERIODS	1	2	3	4	OT	PTS
Team	67	71	84	71	6	299
Opponents	96	127	75	125	0	423

SCORING	TD	RU	PA	RT	PAT	FG	S	TP
Succop	0	0	0	0	29/31	14/16	0	71
Walker	6	0	6	0			0	38
Green-Beckham	4	0	4	0			0	26
Andrews	3	3	0	0			0	18
Mariota	3	2	1	0			0	18
Wright	3	0	3	0			0	18
McCluster	2	1	1	0			0	14
Douglas	2	0	2	0			0	12
Fasano	2	0	2	0			0	12
Fowler	2	1	1	0			0	12
Sankey	2	1	1	0			0	12
Stevens	2	0	2	0			0	12
Cobb	1	1	0	0			0	6
Hunter	1	0	1	0			0	6
McBride	1	0	1	0			0	6
Mettenberger	1	1	0	0			0	6
Sensabaugh	1	0	0	1a			0	6
Woodyard	1	0	0	1b			0	6
Team	37	10	25	2	29/31	14/16	0	299
Opponents	51	11	34	6	48/50	23/27	0	423

2-Pt Conversions: Green-Beckham, McCluster, Walker, TM
3-5, OPP 0-1

FUM/LOST: Mariota 10/6, Mettenberger 4/2, Douglas 2/1, McCluster 2/2, Sankey 2/1, West(TM) 2/2, Andrews 1/1, Gallik 1/0, Supernaw 1/1

RUSHING	No	Yds	Avg	Lg	TD
Andrews	143	520	3.6	38	3
Mariota	34	252	7.4	87t	2
McCluster	55	247	4.5	44	1
Sankey	47	193	4.1	16	1
Cobb	52	146	2.8	12	1

PASSING	Att	Cmp	Pct	Yards	Yds/Att	TD	Int	Lg	Sk/Yds	Rating
Mariota	370	230	62.2	2818	7.62	19	10	61t	38/258	91.5
Mettenberger	166	101	60.8	935	5.63	4	7	57t	13/98	66.7
Tanneh	14	10	71.4	99	7.07	1	0	29	3/34	114.9
Andrews	1	1	100.0	41	41.00	1	0	41t	0/0	158.3
Team	551	342	62.1	3893	7.07	25	17	61t	54/390	85.5
Opponents	502	319	63.5	3949	7.87	34	11	69t	39/271	101.3

West	16	51	3.2	12	0
Walker	1	36	36.0	36	0
Wright	5	17	3.4	13	0
Fowler	7	13	1.9	3	1
McBride	1	8	8.0	8	0
Mettenberger	9	8	0.9	5t	1
Douglas	1	-6	-6.0	-6	0
Team	371	1485	4.0	87t	10
Opponents	462	1797	3.9	32	11

RECEIVING	No	Yds	Avg	Lg	TD
Walker	94	1088	11.6	61t	6
Douglas	36	411	11.4	51	2
Wright	36	408	11.3	52t	3
Green-Beckham	32	549	17.2	47t	4
McCluster	31	260	8.4	35	1
Fasano	26	289	11.1	33	2
Hunter	22	264	12.0	29	1
Andrews	21	174	8.3	23	0
Sankey	14	139	9.9	30	1
Stevens	12	121	10.1	27	2
Fowler	5	44	8.8	19	1
Coffman	4	42	10.5	16	0
Supernaw	3	32	10.7	16	0
Turzilli	2	25	12.5	18	0
McBride	2	8	4.0	7	1
Mariota	1	41	41.0	41t	1
Cobb	1	-2	-2.0	-2	0
Team	342	3893	11.4	61t	25
Opponents	319	3949	12.4	69t	34

INTERCEPTIONS	No	Yds	Avg	Lg	TD
Brown	2	45	22.5	45	0
Sensabaugh	2	42	21.0	26t	1
Griffin	1	29	29.0	29	0
Cox	1	27	27.0	27	0
Bass	1	8	8.0	8	0
Mount	1	8	8.0	8	0
Searcy	1	5	5.0	5	0
Webb	1	0	0.0	0	0
Williamson	1	0	0.0	0	0
Team	11	164	14.9	45	1
Opponents	17	263	15.5	69t	3

PUNTING	No	Yds	Avg	Net	TB	In	Lg	B
Kern	88	4175	47.4	40.3	1	34	61	0
Team	88	4175	47.4	40.3	1	34	61	0
Opponents	74	3568	48.2	43.0	4	24	65	0

PUNT RETURNS	No	FC	Yds	Avg	Lg	TD
McCluster	24	15	217	9.0	37	0
Douglas	11	2	73	6.6	18	0
Cox	3	0	17	5.7	9	0
Team	38	17	307	8.1	37	0
Opponents	47	23	605	12.9	78t	1

KICKOFF RETURNS	No	Yds	Avg	Lg	TD
McCluster	13	285	21.9	32	0
McBride	10	190	19.0	31	0
Sankey	9	192	21.3	34	0
Andrews	1	13	13.0	13	0
Team	33	680	20.6	34	0
Opponents	22	599	27.2	75	0

FIELD GOALS	1-19	20-29	30-39	40-49	50+
Succop	0/0	3/3	3/3	7/7	1/3
Team	0/0	3/3	3/3	7/7	1/3
Opponents	1/1	6/6	6/6	6/9	1/2

TEAM/Succop: () () (38G,21G) (21G,41G) (37G) () (35G,44G) (51G,29G,55N) (45G) (47G,49G,53N) () () (49G) () (49G)

OPP: () () () (30G) (27G,47N) (38G,24G) (46B) (48G) (19G) (31G,32G,20G,36G) (24G) () (53N,47G,27G,42G) (43G,48N,38G,42G,32G) (22G,36G) (49G,52G,35G)

SACKS
 Casey 7, Orakpo 7, Woodyard 5, Morgan 4.5, Klug 4, Williamson 3.5, Blackson 2.5, Bass 1.5, Griffin 1, Stafford 1, Tavai 1, Brown 0.5, Searcy 0.5
Titans 39, Opponents 54

TACKLES (Solo-Assists-Total)
 Williamson 79-58-137, Woodyard 70-40-110, Griffin 67-34-101, Brown 65-33-98, Casey 48-38-86, Jones 45-22-67, Orakpo 44-20-64, Sensabaugh 42-16-58, Searcy 41-13-54, Bass 23-19-42, Morgan 20-14-34, Cox 26-5-31, Woods 14-17-31, Klug 13-13-26, Webb 20-2-22, Stafford 16-4-20, Blackson 10-9-19, Hill 7-12-19, Wreh-Wilson 16-1-17, McCourty 10-6-16, Riggs 6-0-6, Huff 5-1-6, Pitoitua 2-2-4, Tavai 2-1-3, Martin 1-2-3, Johnson 1-1-2, Mount 0-1-1
Team Totals: 692-382-1,074

USUAL STARTING LINEUP

OFFENSE

WR	Harry Douglas (83)
TE	Delanie Walker (82)
LT	Taylor Lewan (77)
LG	Byron Bell (76)/Quinton Spain (60)
C	Brian Schwenke (62)/Andy Gallik (69)
RG	Chance Warmack (70)
RT	Jeremiah Poutasi (73)/Byron Bell (76)
TE	Craig Stevens (88)/Anthony Fasano (80)
WR	Kendall Wright (13)
QB	Marcus Mariota (8)
RB	Antonio Andrews (26)

DEFENSE

DE	DaQuan Jones (90)
NT	Al Woods (96)/Sammie Hill (94)
DT	Jurrell Casey (99)
OLB	Derrick Morgan (91)/David Bass (51)
ILB	Wesley Woodyard (59)
ILB	Avery Williamson (54)
OLB	Brian Orakpo (98)
CB	Perrish Cox (29)
SS	Da'Norris Searcy (21)
FS	Michael Griffin (33)
CB	Coty Sensabaugh (24)

SPECIALISTS

K	Ryan Succop (8)
P	Brett Kern (6)
KR/PR	Dexter McCluster (22)

Pro Bowl [All-Pro](#)

GM: Ruston Webster; **Head Coach:** Ken Whisenhunt (first seven games), Mike Mularkey (final nine games)
Asst. Coaches: Dick LeBeau (asst. HC/def.), Ray Horton (def. coord.), Jason Michael (off. coord.), Steve Watterson (strength and cond.), Bob Bostad (OL), Steve Brown (asst. secondary), Louie Cioffi (secondary), Sylvester Croom (RB), Nick Eason (asst. DL), Steve Hoffman (ST asst.), Shawn Jefferson (WR), Nate Kaczor (ST), Cannon Matthews (qual. ctl. coord. - def.), John McNulty (QB), Mike Mularkey (TE*), Arthur Smith (asst. TE*), Giff Smith (DL), Lou Spano (LB), Luke Stechel (off. asst.), Mike Sullivan (asst. OL), Jason Tucker (asst. WR)

* Mularkey - tight ends coach first seven games, head coach final nine games; Smith - assistant tight ends coach first seven games, tight ends coach final nine games

AMERICAN FOOTBALL CONFERENCE STANDINGS

AFC EAST	W	L	T	Pct
New England	12	4	0	.750
New York Jets	10	6	0	.625
Buffalo	8	8	0	.500
Miami	6	10	0	.375
AFC NORTH				
W	L	T	Pct	
Cincinnati	12	4	0	.750
* Pittsburgh	10	6	0	.625
Baltimore	5	11	0	.313
Cleveland	3	13	0	.188
AFC SOUTH				
W	L	T	Pct	
Houston	9	7	0	.563
Indianapolis	8	8	0	.500
Jacksonville	5	11	0	.313
Tennessee	3	13	0	.188
AFC WEST				
W	L	T	Pct	
Denver	12	4	0	.750
* Kansas City	11	5	0	.688
Oakland	7	9	0	.438
San Diego	4	12	0	.250

NATIONAL FOOTBALL CONFERENCE STANDINGS

NFC EAST	W	L	T	Pct
Washington	9	7	0	.563
Philadelphia	7	9	0	.438
New York Giants	6	10	0	.375
Dallas	4	12	0	.250
NFC NORTH				
W	L	T	Pct	
Minnesota	11	5	0	.688
* Green Bay	10	6	0	.625

2014 SEASON (2-14 REGULAR SEASON, 0-0 PLAYOFFS) • 4TH PLACE AFC SOUTH

DATE	OPPONENT	SCORE	W/L	ATT
09/07	at Kansas City	26-10	W	73,569
09/14	DALLAS	10-26	L	69,143
09/21	at Cincinnati	7-33	L	56,743
09/28	at Indianapolis	17-41	L	64,757
10/05	CLEVELAND	28-29	L	69,143
10/12	JACKSONVILLE	16-14	W	69,143
10/19	at Washington	17-19	L	75,227
10/26	HOUSTON	16-30	L	69,143
11/09	at Baltimore	7-21	L	70,914
11/17	PITTSBURGH	24-27	L	69,143
11/23	at Philadelphia	24-43	L	69,596
11/30	at Houston	21-45	L	71,714
12/07	NEW YORK GIANTS	7-36	L	69,143
12/14	NEW YORK JETS	11-16	L	69,143
12/18	at Jacksonville	13-21	L	61,202
12/28	INDIANAPOLIS	10-27	L	69,143

	TITANS	OPP
Total First Downs	258	357
Rushing	75	119
Passing	159	211
Penalty	24	27
3rd Down: Made/Att	59/196	94/227
3rd Down Pct.	30.1	41.4
4th Down: Made/Att	6/17	5/11
4th Down Pct.	35.3	45.5
Possession Avg.	27:31	32:29
Total Net Yards	4859	5968
Avg. Per Game	303.7	373.0
Total Plays	919	1099
Avg. Per Play	5.3	5.4
Net Yards Rushing	1447	2195
Avg. Per Game	90.4	137.2
Total Rushes	356	515
Net Yards Passing	3412	3773
Avg. Per Game	213.3	235.8
Sacked/Yards Lost	50/326	39/222
Gross Yards	3738	3995
Att./Completions	513/299	545/347
Completion Pct.	58.3	63.7
Had Intercepted	16	12
Punts/Average	89/46.3	73/46.0
Net Punting Avg.	89/40.8	73/41.2
Penalties/Yards	111/961	93/731
Fumbles/Ball Lost	23/10	7/4
Touchdowns	28	48
Rushing	6	17
Passing	20	28
Returns	2	3

BY PERIODS	1	2	3	4	OT	PTS
Team	40	94	73	47	0	254
Opponents	105	110	97	126	0	438

SCORING	TD	RU	PA	RT	PAT	FG	S	TP
Succop	0	0	0	0	27/27	19/22	0	84
Wright	6	0	6	0			0	36
Walker	4	0	4	0			0	24
Hunter	3	0	3	0			0	18
Greene	2	2	0	0			0	12
Sankey	2	2	0	0			0	12
L. Washington	2	0	2	0			0	12
N. Washington	2	0	2	0			0	12
Battle	1	1	0	0			0	6
Coffman	1	0	1	0			0	6
Hagan	1	0	1	0			0	6
Huff	1	0	0	1b			0	6
Locker	1	1	0	0			0	6
McCluster	1	0	1	0			0	6
McCourtly	1	0	0	1a			0	6
Team	28	6	20	2	27/27	19/22	1	254
Opponents	48	17	28	3	47/47	33/39	2	438

2-Pt Conversions: **TM 0-1, OPP 0-1**

FUM/Lost: Mettenberger 4/2, Locker 3/1, L. Washington 3/1, Whitehurst 3/0, Sankey 2/2, Spencer 2/0, Walker 2/0, Greene 1/1, McCluster 1/1, Schwenke 1/1, Wright 1/1

RUSHING	No	Yds	Avg	Lg	TD
Sankey	152	569	3.7	22	2
Greene	94	392	4.2	52	2
Locker	22	142	6.5	29	1
McCluster	40	131	3.3	16	0
Whitehurst	20	90	4.5	23	0
L. Washington	13	57	4.4	16	0
Wright	4	54	13.5	38	0
Battle	5	9	1.8	5	1
Mettenberger	5	4	0.8	8	0

PASSING	Att	Cmp	Pct	Yards	Yds/Att	TD	Int	Lg	Sk/Yds	Rating
Whitehurst	185	105	56.8	1,236	7.17	7	2	75t	18/103	87.4
Mettenberger	179	107	59.8	1,412	7.89	8	7	80t	18/138	83.4
Locker	146	86	58.9	993	6.80	5	7	61t	14/85	70.9
Palmer	3	1	33.3	7	2.33	0	0	7	0/0	42.4
Team	513	299	58.3	3,738	7.29	20	16	80t	50/326	81.0
Opponents	545	347	63.7	3,995	7.33	28	12	80	39/222	93.6

Palmer	1	-1	-1.0	-1	0
Team	356	1447	4.1	52	6
Opponents	515	2195	4.3	62t	17

RECEIVING	No	Yds	Avg	Lg	TD
Walker	63	890	14.1	68	4
Wright	57	715	12.5	48	6
N. Washington	40	647	16.2	80t	2
Hunter	28	498	17.8	75t	3
McCluster	26	197	7.6	25	1
L. Washington	22	159	7.2	25	2
Hagan	19	254	13.4	38t	1
Sankey	18	133	7.4	18	0
Coffman	6	64	10.7	18	1
Durham	6	54	9.0	14	0
Battle	5	28	5.6	12	0
Stevens	2	26	13.0	20	0
Thompson	2	24	12.0	13	0
Andrews	2	11	5.5	6	0
Greene	1	13	13.0	13	0
Klug	1	9	9.0	9	0
Schwenke	1	6	6.0	6	0
Whitehurst	0	10	---	10	0
Team	299	3738	12.5	80t	20
Opponents	347	3995	11.5	80	28

INTERCEPTIONS	No	Yds	Avg	Lg	TD
McCourtly	3	0	0.0	0	0
Woodyard	2	20	10.0	13	0
Griffin	2	12	6.0	12	0
Wreh-Wilson	1	34	34.0	34	0
Stafford	1	33	33.0	33	0
Huff	1	23	23.0	23t	1
Ghee	1	0	0.0	0	0
Wilson	1	0	0.0	0	0
Team	12	122	10.2	34	1
Opponents	16	214	13.4	67	1

PUNTING	No	Yds	Avg	Net	TB	In	Lg	B
Kern	88	4118	46.8	40.8	7	28	79	1
Team	89	4118	46.3	40.8	7	28	79	1
Opponents	73	3356	46.0	41.2	7	26	69	0

PUNT RETURNS	No	FC	Yds	Avg	Lg	TD
McCluster	22	14	155	7.0	48	0
L. Washington	7	4	47	6.7	10	0
Griffin	1	0	5	5.0	5	0
Team	30	18	207	6.9	48	0
Opponents	43	25	350	8.1	30	0

KICKOFF RETURNS	No	Yds	Avg	Lg	TD
L. Washington	31	738	23.8	52	0
Sankey	7	198	28.3	42	0
Andrews	5	110	22.0	27	0
Battle	2	43	21.5	22	0
Klug	2	32	16.0	20	0
Martin	1	0	0.0	0	0
Team	48	1121	23.4	52	0
Opponents	31	855	27.6	107t	1

FIELD GOALS	1-19	20-29	30-39	40-49	50+
Succop	0/0	5/5	7/7	5/8	2/2
Team	0/0	5/5	7/7	5/8	2/2
Opponents	1/1	9/9	12/12	7/11	4/6

Titans/Succop: (36G,31G,46G,47G) (47G) (40N,44N) (36G) (35G) (20G) (20G) (20G) (42N) (40G, 33G,51G) (50G,23G) (31G) (38G,42G) (55B)(31G,31G,27G,22G) (30G,29G,49G) (49G,23G) (36G,26G,49N,35G,30G,50G) (37G,43B) (20G,19G,36G,52G,42G) (53N,51G) (23G,46N,26G)

SACKS
Morgan 6.5, Casey 5, Griffin 3, Hill 3, Williamson 3, Woodyard 2.5, Klug 2, Phillips TM 2, Pitoitua 2, Wimbley 2, Groves 1, Huff 1, D. Jones 1, Pollard 1, Sensabaugh 1, Stafford 1, Wilson 1, Woods 1
Titans 39, Opponents 50

TACKLES (Solo-Assists-Total)
Woodyard 66-68-134, Griffin 83-32-115, Williamson 55-52-107, Casey 58-28-86, McCourtly 77-8-85, Morgan 52-30-82, Wilson 49-16-65, Wreh-Wilson 47-10-57, Hill 30-17-47, Pitoitua 21-24-45, Sensabaugh 37-7-44, Wimbley 18-23-41, Stafford 24-9-33, Klug 21-10-31, Woods 14-17-31, Phillips 14-14-28, Martin 10-18-28, Pollard 22-4-26, Gooden 15-9-24, Groves 12-7-19, Huff 8-6-14, Jones 7-6-13, Harris 8-1-9, Moch 3-1-4, Ghee 3-0-3, Brown 1-0-1
Team Totals: 755-417-1,172

USUAL STARTING LINEUP

OFFENSE

WR Nate Washington (85)
TE Delanie Walker (82)
LT Taylor Lewan (77)
LG Andy Levitre (67)
C Brian Schwenke (62)
RG Chance Warmack (70)
RT Michael Oher (72)
TE Craig Stevens (88)/Brett Brackett (87)
WR Kendall Wright (13)
QB Zach Mettenberger (7)
RB Bishop Sankey (20)

DEFENSE

DE Ropati Pitoitua (92)
NT Sammie Hill (94)
DT Jurrell Casey (99)
OLB Derrick Morgan (91)
ILB Wesley Woodyard (59)
ILB Avery Williamson (54)
OLB Kameron Wimbley (95)
CB Bledi Wreh-Wilson (25)
SS George Wilson (21)
FS Michael Griffin (33)
CB Jason McCourtly (30)

SPECIALISTS

K Ryan Succop (8)
P Brett Kern (6)
KR/PR Leon Washington (26)

Pro Bowl All-Pro

GM: Ruston Webster; **Head Coach:** Ken Whisenhunt
Asst. Coaches: Ray Horton (def. coord.), Jason Michael (off. coord.), Bob Bostad (off. line), Steve Brown (asst. secondary), Louie Cioffi (secondary), Sylvester Croom (RB), Nick Eason (asst. DL), Steve Hoffman (ST asst.), Shawn Jefferson (WR), Nate Kaczor (ST), Cannon Matthews (qual. ctl. coord. - def.), John McNulty (QB), Mike Mularkey (TE), Kevin Patullo (asst. WR), Arthur Smith (asst. TE), Giff Smith (DL), Lou Spanos (LB), Luke Stechel (off. asst.), Mike Sullivan (asst. OL), Steve Watterson (strength and cond.)

AMERICAN FOOTBALL CONFERENCE STANDINGS

AFC EAST	W	L	T	Pct
New England	12	4	0	.750
Buffalo	9	7	0	.563
Miami	8	8	0	.500
New York Jets	4	12	0	.250
AFC NORTH	W	L	T	Pct
Pittsburgh	11	5	0	.688
* Cincinnati	10	5	1	.656
* Baltimore	10	6	0	.625
Cleveland	7	9	0	.438
AFC SOUTH	W	L	T	Pct
Indianapolis	11	5	0	.688
Houston	9	7	0	.563
Jacksonville	3	13	0	.188
Tennessee	2	14	0	.125
AFC WEST	W	L	T	Pct
Denver	12	4	0	.750
Kansas City	9	7	0	.563

2013 SEASON (7-9 REGULAR SEASON, 0-0 PLAYOFFS) • 2ND PLACE AFC SOUTH

DATE	OPPONENT	SCORE	W/L	ATT
09/08	at Pittsburgh	16-9	W	61,585
09/15	at Houston	24-30*	L	71,718
09/22	SAN DIEGO	20-17	W	69,143
09/29	NEW YORK JETS	38-13	W	69,143
10/06	KANSAS CITY	17-26	L	69,143
10/13	at Seattle	13-20	L	68,127
10/20	SAN FRANCISCO	17-31	L	69,143
11/03	at St. Louis	28-21	W	54,617
11/10	JACKSONVILLE	27-29	L	69,143
11/14	INDIANAPOLIS	27-30	L	69,143
11/24	at Oakland	23-19	W	46,001
12/01	at Indianapolis	14-22	L	65,502
12/08	at Denver	28-51	L	76,554
12/15	ARIZONA	34-37*	L	69,143
12/22	at Jacksonville	20-16	W	60,559
12/29	HOUSTON	16-10	W	69,143

* Overtime

	TITANS	OPP
Total First Downs	311	329
Rushing	103	108
Passing	172	191
Penalty	36	30
3rd Down: Made/Att	94/227	69/201
3rd Down Pct.	41.4	34.3
4th Down: Made/Att	11/17	7/11
4th Down Pct.	64.7	63.6
Possession Avg.	30:00	30:00
Total Net Yards	5390	5407
Avg. Per Game	336.9	337.9
Total Plays	1032	1027
Avg. Per Play	5.2	5.3
Net Yards Rushing	1894	1795
Avg. Per Game	118.4	112.2
Total Rushes	462	446
Net Yards Passing	3496	3612
Avg. Per Game	218.5	225.8
Sacked/Yards Lost	37/214	36/227
Gross Yards	3710	3839
Att./Completions	533/328	545/344
Completion Pct.	63.1	63.1
Had Intercepted	16	13
Punts/Average	79/42.9	76/45.0
Net Punting Avg.	79/39.7	76/40.0
Penalties/Yards	101/900	95/779
Fumbles/Ball Lost	27/9	24/12
Touchdowns	41	40
Rushing	16	21
Passing	22	15
Returns	3	4

BY PERIODS	1	2	3	4	OT	PTS
Team	71	77	65	149	0	362
Opponents	76	83	88	125	9	381

SCORING	TD	RU	PA	RT	PAT	FG	S	TP
Bironas	0	0	0	0	41/41	25/29	0	116
C. Johnson	10	6	4	0	0	0	0	60
Walker	6	0	6	0	0	0	0	36
Greene	4	4	0	0	0	0	0	24
Hunter	4	0	4	0	0	0	0	24
Fitzpatrick	3	3	0	0	0	0	0	18
N. Washington	3	0	3	0	0	0	0	18
Locker	2	2	0	0	0	0	0	12
Preston	2	0	2	0	0	0	0	12
Wright	2	0	2	0	0	0	0	12
Battle	1	1	0	0	0	0	0	6
Klug	1	0	0	1b	0	0	0	6
McCourty	1	0	0	1c	0	0	0	6
Thompson	1	0	1	0	0	0	0	6
Verner	1	0	0	1a	0	0	0	6
Team	41	16	22	3	41/41	25/29	0	362
Opponents	40	21	15	4	37/38	32/39	3	381

2-Pt Conversions: TM 0-0, OPP 1-1

FUM/Lost: Fitzpatrick 9/2, C. Johnson 3/2, Locker 3/1, Kern 2/0, Williams 2/1, Wright 2/0, Wylie(TM) 2/1, Bailey 1/1, Reynaud(TM) 1/1, Walker 1/0, L. Washington(LG) 1/0, L. Washington(TM) 1/0

RUSHING	No	Yds	Avg	Lg	TD
C. Johnson	279	1077	3.9	30t	6
Greene	77	295	3.8	29	4
Fitzpatrick	43	225	5.2	26	3
Locker	24	155	6.5	39	2
Battle	36	142	3.9	37	1
Kern	2	0	0.0	0	0

PASSING	Att	Cmp	Pct	Yards	Yds/Att	TD	Int	Lg	Sk/Yds	Rating
Fitzpatrick	350	217	62.0	2454	7.01	14	12	77t	21/109	82.0
Locker	183	111	60.7	1256	6.86	8	4	66t	16/105	86.7
Team	533	328	61.5	3710	6.96	22	16	77t	37/214	83.6
Opponents	545	344	63.1	3839	7.04	15	13	55	36/227	83.3

Reynaud	1	0	0.0	0	0
Team	462	1894	4.1	39	16
Opponents	446	1795	4.0	60	21

RECEIVING	No	Yds	Avg	Lg	TD
Wright	94	1079	11.5	45	2
Walker	60	571	9.5	33	6
N. Washington	58	919	15.8	77t	3
C. Johnson	42	345	8.2	66t	4
Hunter	18	354	19.7	57	4
Williams	15	178	11.9	32	0
Britt	11	96	8.7	15	0
Greene	6	39	6.5	28	0
Mooney	6	32	5.3	22	0
Preston	5	37	7.4	10t	2
Battle	4	36	9.0	24	0
Thompson	3	13	4.3	9t	1
Stevens	2	5	2.5	6	0
Shiancoe	2	2	1.0	3	0
Reynaud	1	4	4.0	4	0
Fitzpatrick	1	0	0.0	0	0
Team	328	3710	11.3	77t	22
Opponents	344	3839	11.2	55	15

INTERCEPTIONS	No	Yds	Avg	Lg	TD
Verner	5	68	13.6	34	1
Pollard	3	36	12.0	32	0
Ayers	1	5	5.0	5	0
Brown	1	3	3.0	3	0
McCarthy	1	1	1.0	1	0
Griffin	1	0	0.0	0	0
G. Wilson	1	0	0.0	0	0
Team	13	113	8.7	34	1
Opponents	16	132	8.3	35	1

PUNTING	No	Yds	Avg	Net	TB	In	Lg	B
Kern	78	3386	43.4	39.7	2	32	63	1
Team	79	3386	42.9	39.7	2	32	63	1
Opponents	76	3422	45.0	40.0	7	28	61	0

PUNT RETURNS	No	FC	Yds	Avg	Lg	TD
Reynaud	18	8	135	7.5	35	0
L. Washington	6	9	78	13.0	33	0
Williams	4	3	12	3.0	8	0
Wylie	2	0	4	2.0	4	0
Verner	1	0	11	11.0	11	0
Team	31	20	240	7.7	35	0
Opponents	35	25	210	6.0	24	0

KICKOFF RETURNS	No	Yds	Avg	Lg	TD
L. Washington LG	17	500	29.4	95	0
L. Washington TM	16	481	30.1	95	0
Reynaud	15	355	23.7	40	0
Williams	5	123	24.6	37	0
Wylie	5	94	18.8	23	0
Bailey	1	0	0.0	0	0
Battle	1	26	26.0	26	0
Verner	1	17	17.0	17	0
Team	44	1096	24.9	95	0
Opponents	45	1099	24.4	46	0

FIELD GOALS	1-19	20-29	30-39	40-49	50+
Bironas	0/0	10/10	8/9	5/7	2/3
Team	0/0	10/10	8/9	5/7	2/3
Opponents	2/2	6/6	6/8	15/18	3/5

Bironas/Titans: (26G,44G,27G) (48N,47G) (20G,43N,37G) (26G) (22G,32N) (38G,25G) (31G) (39G,37G) (25G,38G) (33G,22G,23G) () () (45G,50N,24G) (45G,52G) (42G,55G,37G) (OPP:) (50N,50N,46N) (44G,38B) (45G,47G) (29G,24G, 33G,48G) (31G,29G) (44G) (44N) (32G,44G) (48G,30G, 50G) (52G,48G,24G,32N,48N,42G) (47G,48G,45G,37G, 49G) (25G,64G,19G) (25G,47G,41G) (36G) (19G)

SACKS
Casey 10.5, Morgan 6, Brown 4, Pitoitua 4, A. Johnson 3, Wimbley 3, Klug 2, Ayers 1, Fokou 1, Mi. Martin 1, Pollard 0.5
Titans 36, Opponents 37

TACKLES (Solo-Assists-Total)
Pollard 93-49-142, Brown 80-37-117, Griffin 71-35-106, Fokou 67-31-98, Pitoitua 42-49-91, Casey 49-41-90, McCourty 68-9-77, Verner 61-12-73, Ayers 44-12-56, Morgan 31-23-54, McCarthy 35-16-51, Hill 26-14-40, Sensabaugh 29-8-37, A. Johnson 19-16-35, Wilson 25-8-33, Klug 14-12-26, Wimbley 12-12-24, Martin 9-13-22, Edwards 6-4-10, Wreh-Wilson 6-3-9, Gooden 4-3-7, Campbell 3-1-4, Stafford 1-0-1
Team Totals: 795-408-1,203

USUAL STARTING LINEUP

OFFENSE
WR Nate Washington (85)
TE Craig Stevens (88)
LT Michael Roos (71)
LG Andy Levitre (67)
C Brian Schwenke (62)
RG Chance Warmack (70)
RT David Stewart (76)
TE Delanie Walker (82)
WR Kendall Wright (13)
QB Jake Locker (10)/Ryan Fitzpatrick (4)
RB Chris Johnson (28)

DEFENSE
LE Derrick Morgan (91)
DT Sammie Hill (94)
DT Jurrell Casey (99)
RE Ropati Pitoitua (92)
SLB Akeem Ayers (56)
MLB Moise Fokou (53)
WLB Zach Brown (55)
LCB Jason McCourty (30)
RCB Alterraun Verner (20)
SS Bernard Pollard (31)
FS Michael Griffin (33)

SPECIALISTS

K Rob Bironas (2)
P Brett Kern (6)
KR/PR Leon Washington (26)

Pro Bowl All-Pro

GM: Ruston Webster; **Head Coach:** Mike Munchak
Asst. Coaches: Jerry Gray (def. coord.), Dowell Loggains (off. coord.), Steve Watterson (asst. head coach/strength & cond.), Gregg Williams (senior asst./defense), Steve Brown (asst. secondary), Sylvester Croom (RB), Jonathan Gannon (def. asst./qual. ctl.), George Henshaw (TE), Steve Hoffman (ST asst.), Shawn Jefferson (WR), Nate Kaczor (ST), Bruce Matthews (OL), Brett Maxie (secondary), Keith Millard (def. asst./pass rush specialist), Chet Parlavacchio (LB), Dave Ragone (QB), Tracy Rucker (DL), Arthur Smith (OL/TE asst.)

AMERICAN FOOTBALL CONFERENCE STANDINGS

AFC EAST	W	L	T	Pct
New England	12	4	0	.750
New York Jets	8	8	0	.500
Miami	8	8	0	.500
Buffalo	6	10	0	.375
AFC NORTH	W	L	T	Pct
Cincinnati	11	5	0	.688
Pittsburgh	8	8	0	.500
Baltimore	8	8	0	.500
Cleveland	4	12	0	.250
AFC SOUTH	W	L	T	Pct
Indianapolis	11	5	0	.688
Tennessee	7	9	0	.438
Jacksonville	4	12	0	.250
Houston	2	14	0	.125
AFC WEST	W	L	T	Pct
Denver	13	3	0	.813
* Kansas City	11	5	0	.688
* San Diego	9	7	0	.563
Oakland	4	12	0	.250

NATIONAL FOOTBALL CONFERENCE STANDINGS

NFC EAST	W	L	T	Pct
Philadelphia	10	6	0	.625
Dallas	8	8	0	.500
New York Giants	7	9	0	.438
Washington	3	13	0	.188
NFC NORTH	W	L	T	Pct
Green Bay	8	7	1	.531
Chicago	8	8	0	.500
Detroit	7	9	0	.438
Minnesota	5	10	1	.344
NFC SOUTH	W	L	T	Pct
Carolina	12	4	0	.750
* New Orleans	11	5	0	.688
Atlanta	4	12	0	.250
Tampa Bay	4	12	0	.250
NFC WEST	W	L	T	Pct
Seattle	13	3	0	.813
* San Francisco	12	4	0	.750
Arizona	10	6	0	.625
St. Louis Rams	7	9	0	.438

* Wild Card for Playoffs

2011 SEASON (9-7 REGULAR SEASON, 0-0 PLAYOFFS) • 2ND PLACE AFC SOUTH

DATE	OPPONENT	SCORE	W/L	ATT
09/11	at Jacksonville	14-16	L	61,619
09/18	BALTIMORE	26-13	W	69,143
09/25	DENVER	17-14	W	69,143
10/02	at Cleveland	31-13	W	66,240
10/09	at Pittsburgh	17-38	L	63,875
10/16	BYE			
10/23	HOUSTON	7-41	L	69,143
10/30	INDIANAPOLIS	27-10	W	69,143
11/06	CINCINNATI	17-24	L	69,143
11/13	at Carolina	30-3	W	72,409
11/20	at Atlanta	17-23	L	68,164
11/27	TAMPA BAY	23-17	W	69,143
12/04	at Buffalo	23-17	W	56,463
12/11	NEW ORLEANS	17-22	L	69,143
12/18	at Indianapolis	13-27	L	64,271
12/24	JACKSONVILLE	23-17	W	69,143
01/01	at Houston	23-22	W	71,512

	TITANS	OPP
Total First Downs	281	324
Rushing	71	111
Passing	185	187
Penalty	25	26
3rd Down: Made/Att	80/218	96/236
3rd Down Pct.	36.7	40.7
4th Down: Made/Att	10/14	8/20
4th Down Pct.	71.4	40.0
Possession Avg.	27:52	32:08
Total Net Yards	5361	5682
Avg. Per Game	335.1	355.1
Total Plays	984	1080
Avg. Per Play	5.4	5.3
Net Yards Rushing	1438	2053
Avg. Per Game	89.9	128.3
Total Rushes	376	461
Net Yards Passing	3923	3629
Avg. Per Game	245.2	226.8
Sacked/Yards Lost	24/190	28/180
Gross Yards	4113	3809
Att./Completions	584/353	591/369
Completion Pct.	60.4	62.4
Had Intercepted	14	11
Punts/Average	86/43.6	83/43.7
Net Punting Avg.	86/39.4	83/36.4
Penalties/Yards	104/960	99/812
Fumbles/Ball Lost	17/8	20/12
Touchdowns	34	34
Rushing	8	10
Passing	22	21
Returns	4	3

BY PERIODS	1	2	3	4	OT	PTS
Team	57	110	67	91	0	325
Opponents	64	79	74	100	0	317

SCORING	TD	RU	PA	RT	PAT	FG	S	TP
Bironas	0	0	0	0	34/34	29/32	0	121
Washington	8	1	7	0	0	0	0	48
Williams	5	0	5	0	0	0	0	30
C. Johnson	4	4	0	0	0	0	0	24
Britt	3	0	3	0	0	0	0	18
Cook	3	0	3	0	0	0	0	18
Avery	1	0	1	0	0	0	0	6
Babineaux	1	0	0	1a	0	0	0	6
Campbell	1	0	0	1d	0	0	0	6
D. Graham	1	0	1	0	0	0	0	6
Harper	1	1	0	0	0	0	0	6
L. Hawkins	1	0	1	0	0	0	0	6
Locker	1	1	0	0	0	0	0	6
Mariani	1	0	0	1c	0	0	0	6
McCourty	1	0	0	1b	0	0	0	6
Ringer	1	1	0	0	0	0	0	6
Stevens	1	0	1	0	0	0	0	6
Team	34	8	22	4	34/34	29/32	0	325
Opponents	34	10	21	3	32/32	27/28	0	317

2-Pt Conversions: Titans 0-0, Opponents 0-2

FUM/Lost: Hasselbeck 4/1, C. Johnson 3/1, Cook 2/2, Amato 1/0, Britt 1/1, Campbell 1/0, Hall 1/1, Harper 1/1, L. Hawkins 1/0, Mariani 1/0, Ringer 1/1

RUSHING	No	Yds	Avg	Lg	TD
C. Johnson	262	1047	4.0	48t	4
Ringer	59	185	3.1	25	1
Locker	8	56	7.0	17	1
Hasselbeck	20	52	2.6	21	0
Harper	17	44	2.6	12	1

PASSING	Att	Cmp	Pct	Yards	Yds/Att	TD	Int	Lg	Sk/Yds	Rating
Hasselbeck	518	319	61.6	3571	6.89	18	14	80t	19/153	82.4
Locker	66	34	51.5	542	8.21	4	0	54	5/37	99.4
Team	584	353	60.4	4113	7.04	22	14	80t	24/190	84.4
Opponents	591	369	62.4	3809	6.45	21	11	78t	28/180	85.1

Hall	6	24	4.0	12	0
Kern	1	21	21.0	21	0
Washington	2	5	2.5	3t	1
Mariani	1	4	4.0	4	0
Team	376	1438	3.8	48t	8
Opponents	461	2053	4.5	80t	10

RECEIVING	No	Yds	Avg	Lg	TD
Washington	74	1023	13.8	57	7
C. Johnson	57	418	7.3	34	0
Cook	49	759	15.5	80t	3
L. Hawkins	47	470	10.0	32	1
Williams	45	592	13.2	54	5
Ringer	28	187	6.7	18	0
Britt	17	289	17.0	80t	3
Stevens	9	166	18.4	58	1
Hall	9	46	5.1	10	0
Mariani	5	24	4.8	6	0
Harper	4	32	8.0	21	0
Avery	3	45	15.0	23	1
Q. Johnson	3	30	10.0	13	0
D. Graham	2	25	12.5	21	1
Amano	1	7	7.0	7	0
Team	353	4113	11.7	80t	22
Opponents	369	3809	10.3	78t	21

INTERCEPTIONS	No	Yds	Avg	Lg	TD
McCourty	2	52	26.0	30	0
Griffin	2	0	0.0	0	0
Babineaux	1	97	97.0	97t	1
Finnegan	1	8	8.0	8	0
Hope	1	7	7.0	7	0
Witherspoon	1	7	7.0	7	0
Ruud	1	4	4.0	4	0
Verner	1	4	4.0	4	0
McCarthy	1	0	0.0	0	0
Team	11	179	16.3	97t	1
Opponents	14	167	11.9	38t	3

PUNTING	No	Yds	Avg	Net	TB	In	Lg	B
Kern	86	3747	43.6	39.4	7	31	64	0
Team	86	3747	43.6	39.4	7	31	64	0
Opponents	83	3628	43.7	36.4	6	22	65	2

PUNT RETURNS	No	FC	Yds	Avg	Lg	TD
Mariani	46	18	490	10.7	79t	1
Campbell	1	0	0	0.0	0	0
Team	47	18	490	10.4	79t	1
Opponents	36	23	221	6.1	30	0

KICKOFF RETURNS	No	Yds	Avg	Lg	TD
Mariani	32	748	23.4	49	0
Campbell	0	84	---	84t	1
Team	32	832	26.0	100t	1
Opponents	30	680	22.7	77	0

FIELD GOALS	1-19	20-29	30-39	40-49	50+
Bironas	0/0	5/5	9/10	9/10	6/7
Team	0/0	5/5	9/10	9/10	6/7
Opponents	2/2	11/11	5/5	7/7	2/3

Bironas/Titans: (66N) (34N,25G,43G,39G,33G) (46G) (39G) (29G) (1) (51G,50G) (43G) (38G,36G,49G) (46G) (42N,31G,52G,38G) (48G,27G,44G) (43G) (53G,21G) (51G,51G,35G) (21G,43G,33G)
 OPP: (48G,21G,45G) (41G,29G) (1) (48G,51G) (19G) (32G,29G) (22G) (36G) (50N,29G) (19G,33G,24G) (43G) (27G) (25G,29G,22G) (47G,40G) (39G) (52G,37G,22G)

SACKS
 Klug 7, Ball 4, Jones 3, Casey 2.5, Morgan 2.5, Ayers 2, Witherspoon 2, Hayes 1.5, Finnegan 1, McCourty 1, S. Smith 1, Marks 0.5
 Titans 28, Opponents 24

TACKLES (Solo-Assists-Total)
 Babineaux 81-36-117, McCourty 85-22-107, Griffin 70-26-96, Finnegan 71-24-95, Ayers 66-22-88, McCarthy 61-15-76, Casey 41-33-74, Ruud 51-17-68, Witherspoon 51-11-62, Ball 29-26-55, Verner 29-21-50, Jones 24-24-48, Morgan 23-24-47, S. Smith 20-24-44, Marks 18-26-44, Hope 25-8-33, Klug 18-14-32, Hayes 14-15-29, Sheppard 7-9-16, McRath 11-3-14, Hawkins 9-2-11, A. Smith 4-0-4, Clayton 1-2-3, Shaw 2-0-2, Amato 0-0-0, Bailey 0-0-0, Campbell 0-0-0
 Team Totals: 404-811-1,215

USUAL STARTING LINEUP

OFFENSE
 WR Nate Washington (85)
 LT Michael Roos (71)
 LG Leroy Harris (64)
 C Eugene Amano (54)
 RG Jake Scott (73)
 RT David Stewart (76)
 TE Craig Stevens (88)
 WR Damian Williams (17)
 FB Ahmard Hall (45)
 QB Matt Hasselbeck (8)
 RB Chris Johnson (28)

DEFENSE
 LE Derrick Morgan (90)/Dave Ball (98)
 LT Jurrell Casey (99)
 RT Sen'Derrick Marks (94)
 RE Jason Jones (91)
 LLB Akeem Ayers (56)
 MLB Colin McCarthy (52)/Barrett Ruud (55)
 RLB Will Witherspoon (92)
 LCB Jason McCourty (30)
 RCB Cortland Finnegan (31)
 SS Jordan Babineaux (26)
 FS Michael Griffin (33)

SPECIALISTS

K Rob Bironas (2)
 P Brett Kern (6)
 KR/PR Marc Mariani (83)

Pro Bowl

All-Pro

GM: Mike Reinfeldt; **Head Coach:** Mike Munchak
Asst. Coaches: Jerry Gray (def. coord.), Chris Palmer (off. coord.), Steve Watterson (asst. head coach/strength & cond.), Frank Bush (LB), Curtis Fuller (asst. secondary) Dowell Loggains (QB/passing game), Charles London (off. asst./qual. ct.), Alan Lowry (ST), Bruce Matthews (OL), Dave McGinnis (senior asst.), Chet Parlavecchio (ST asst.), Dave Ragone (WR), Marcus Robertson (secondary), Tracy Rocker (DL), Jim Skipper (RB), Arthur Smith (def. asst./qual. ct.), Art Valero (asst. OL), John Zernheilt (TE)

AMERICAN FOOTBALL CONFERENCE STANDINGS

AFC EAST	W	L	T	Pct
New England	13	3	0	.813
New York Jets	8	8	0	.500
Miami	6	10	0	.375
Buffalo	6	10	0	.375
AFC NORTH	W	L	T	Pct
Baltimore	12	4	0	.750
* Pittsburgh	12	4	0	.750
* Cincinnati	9	7	0	.563
Cleveland	4	12	0	.250
AFC SOUTH	W	L	T	Pct
Houston	10	6	0	.625
Tennessee	9	7	0	.563
Jacksonville	5	11	0	.313
Indianapolis	2	14	0	.125
AFC WEST	W	L	T	Pct
Denver	8	8	0	.500
San Diego	8	8	0	.500
Oakland	8	8	0	.500
Kansas City	7	9	0	.438

NATIONAL FOOTBALL CONFERENCE STANDINGS

NFC EAST	W	L	T	Pct
New York Giants	9	7	0	.563
Philadelphia	8	8	0	.500
Dallas	8	8	0	.50

2010 SEASON (6-10 REGULAR SEASON, 0-0 PLAYOFFS) • 4TH PLACE AFC SOUTH

DATE	OPPONENT	SCORE	W/L	ATT
Sep. 12	OAKLAND	38-13	W	69,143
Sep. 19	PITTSBURGH	11-19	L	69,143
Sep. 26	at New York Giants	29-10	W	79,386
Oct. 3	DENVER	20-26	L	69,143
Oct. 10	at Dallas	34-27	W	90,616
Oct. 18	at Jacksonville	30-3	W	63,625
Oct. 24	PHILADELPHIA	37-19	W	69,143
Oct. 31	at San Diego	25-33	L	59,260
Nov. 7	BYE			
Nov. 14	at Miami	17-29	L	65,585
Nov. 21	WASHINGTON	16-19*	L	69,143
Nov. 28	at Houston	0-20	L	70,855
Dec. 5	JACKSONVILLE	6-17	L	69,143
Dec. 9	INDIANAPOLIS	28-30	L	69,143
Dec. 19	HOUSTON	31-17	W	69,143
Dec. 26	at Kansas City	14-34	L	65,606
Jan. 2	at Indianapolis	20-23	L	67,188

* Overtime

	TITANS	OPP
Total First Downs	252	356
Rushing	73	107
Passing	155	214
Penalty	24	35
3rd Down: Made/Att	71/204	104/242
3rd Down Pct.	34.8	43.0
4th Down: Made/Att	8/14	9/22
4th Down Pct.	57.1	40.9
Possession Avg.	25:54	34:06
Total Net Yards	4834	5883
Avg. Per Game	302.1	367.7
Total Plays	907	1139
Avg. Per Play	5.3	5.2
Net Yards Rushing	1727	1851
Avg. Per Game	107.9	115.7
Total Rushes	406	474
Net Yards Passing	3107	4032
Avg. Per Game	194.2	252.0
Sacked/Yards Lost	27/171	40/272
Gross Yards	3278	4304
Att./Completions	474/273	625/410
Completion Pct.	57.6	65.6
Had Intercepted	15	17
Punts/Average	77/42.9	61/42.9
Net Punting Avg.	77/39.1	61/34.6
Penalties/Yards	128/1040	114/1039
Fumbles/Ball Lost	22/14	25/8
Touchdowns	40	32
Rushing	13	7
Passing	24	23
Returns	3	2

BY PERIODS	1	2	3	4	OT	PTS
Team	79	92	83	102	0	356
Opponents	65	130	65	76	3	339

SCORING	TD	RU	PA	RT	PAT	FG	S	TP
Bironas	0	0	0	0	38/38	24/26	0	110
C. Johnson	12	11	1	0	0	0	0	72
Britt	9	0	9	0	0	0	0	56
Washington	6	0	6	0	0	0	0	36
Moss LG	5	0	5	0	0	0	0	30
Scaife	4	0	4	0	0	0	0	24
Mariani	2	0	0	2	0	0	0	12
Ringer	2	2	0	0	0	0	0	12
Stevens	2	0	2	0	0	0	0	12
Cook	1	0	1	0	0	0	0	6
Finnegan	1	0	0	1	0	0	0	6
Gage	1	0	1	0	0	0	0	6
Schommer	0	0	0	0	0	1	2	2
Team	40	13	24	3	38/38	24/26	2	356
Opponents	32	7	23	2	30/30	39/48	0	339

2-Pt Conversions: Britt, Titans 1-2, Opponents 0-2

FUM/Lost: Young 6/4, K. Collins 5/3, C. Johnson 3/2, Mariani 3/2, Scaife 2/1, Amano 1/0, Amato 1/1, Britt 1/1

RUSHING	No	Yds	Avg	Lg	TD
C. Johnson	316	1364	4.3	76t	11
Ringer	51	239	4.7	54	2
Young	25	125	5.0	20	0
Williams	1	5	5.0	5	0
K. Collins	10	1	0.1	4	0
Hall	1	1	1.0	1	0
Kern	1	0	0.0	0	0
Washington	1	-8	-8.0	-8	0
Team	406	1727	4.3	76t	13
Opponents	474	1851	3.9	37	7

PASSING	Att	Cmp	Pct	Yards	Yds/Att	TD	Int	Lg	Sk/Yds	Rating
K. Collins	278	160	57.6	1823	6.56	14	8	80t	13/91	82.2
Young	156	93	59.6	1255	8.04	10	3	71t	13/80	98.6
Smith	40	20	50.0	200	5.00	0	4	52	1/0	25.0
Team	474	273	57.6	3278	6.92	24	15	80t	27/171	82.6
Opponents	625	410	65.6	4304	6.89	23	17	75t	40/272	86.4

RECEIVING	No	Yds	Avg	Lg	TD
C. Johnson	44	245	5.6	25	1
Britt	42	775	18.5	80t	9
Washington	42	687	16.4	71t	6
Scaife	36	318	8.8	30	4
Cook	29	361	12.4	36	1
Moss LG	28	393	14.0	37t	5
Moss TM	6	80	13.3	26	0
Gage	20	266	13.3	30	1
Williams	16	219	13.7	39	0
Hall	15	100	6.7	19	0
Stevens	11	122	11.1	28	2
Ringer	7	44	6.3	9	0
L. Hawkins	5	61	12.2	24	0
Team	273	3278	12.0	80t	24
Opponents	410	4304	10.5	75t	23

INTERCEPTIONS	No	Yds	Avg	Lg	TD
Griffin	4	50	12.5	28	0
Verner	3	41	13.7	19	0
Finnegan	2	41	20.5	41t	1
McCourtly	2	11	5.5	11	0
Witherspoon	2	11	5.5	9	0
Hope	1	32	32.0	32	0
Tulloch	1	18	18.0	18	0
Fuller	1	0	0.0	0	0
Marks	1	-6	-6.0	-6	0
Team	17	198	11.6	41t	1
Opponents	15	120	8.0	54t	1

PUNTING	No	Yds	Avg	Net	TB	In	Lg	B
Kern	77	3302	42.9	39.1	4	24	68	0
Team	77	3302	42.9	39.1	4	24	68	0
Opponents	61	2618	42.9	34.6	9	15	68	1

PUNT RETURNS	No	FC	Yds	Avg	Lg	TD
Mariani	27	17	329	12.2	87t	1
Team	27	17	329	12.2	87t	1
Opponents	35	16	214	6.1	29	0

KICKOFF RETURNS	No	Yds	Avg	Lg	TD
Mariani	60	1530	25.5	98t	1
Hall	2	21	10.5	15	0
Cook	1	3	3.0	3	0
Gage	1	2	2.0	2	0
Team	64	1556	24.3	98t	1
Opponents	56	1389	24.8	97t	1

FIELD GOALS	1-19	20-29	30-39	40-49	50+
Bironas	0/0	6/6	8/9	8/8	2/3
Team	0/0	6/6	8/9	8/8	2/3
Opponents	1/1	10/10	15/15	11/17	2/5

Bironas/Titans: (43G) (21G) (48G,22G) (35N,55G,46G) (52G, 40G) (26G,33G,36G)(41G,38G,33G) (21G) (40G) (25G, 32G,40G) () (37G,30G) () (30G) () (26G,42G,61N) **OPP:** (34G,30G,53N) (36G,34G,25G,27G) (53N,50G,44N) (36G,36G,35G,36G)(51G,44N,26G) (33G) (25G,46G,46G,28G) (34G,36G) (23G,26G,42G)(19G,51N,40G,42G,47N,48G) (35G,33G) (26G,49B,48N) (21G,28G,47G) (37G) (35G,47N,42G) (48G,44G,43G)

SACKS
Babin 12.5, Ball 7, T. Brown 3.5, Jones 3.5, Ford 3, Witherspoon 3, Hayes 1.5, McRath 1.5, Morgan 1.5, Finnegan 1, Hope 1, Tulloch 1
Titans 40, Opponents 27

TACKLES (Solo-Assists-Total)
Tulloch 121-48-169, Griffin 99-54-153, Hope 85-48-133, Verner 76-27-103, Finnegan 76-24-100, Witherspoon 65-34-99, Babin 56-37-93, Ford 38-29-67, Jones 36-25-61, McRath 45-15-60, Ball 32-27-59, Haye 30-22-52, Marks 27-23-50, Hayes 27-22-49, McCourtly 36-9-45, Brown 18-17-35, Fuller 22-10-32, Douglas 14-16-30, Shaw 7-4-11, Morgan 6-4-10, Sheppard 4-5-9, Winborn 4-4-8, Gordon 2-2-4, Mouton 3-0-3, Allred 2-1-3
Team Totals: 931-507-1,438

USUAL STARTING LINEUP

OFFENSE
WR Nate Washington (85)
LT Michael Roos (71)
LG Leroy Harris (64)
C Eugene Amano (54)
RG Jake Scott (73)
RT David Stewart (76)
TE Craig Stevens (88)/Bo Scaife (80)
WR Justin Gage (12)/Kenny Britt (18)
FB Ahmard Hall (45)
QB Vince Young (10)/Kerry Collins (5)
RB Chris Johnson (28)

DEFENSE
LE Jason Babin (93)
LT Jason Jones (91)
RT Tony Brown (97)
RE Dave Ball (98)
LLB Gerald McRath (51)
MLB Stephen Tulloch (55)
RLB Will Witherspoon (92)
LCB Alterraun Verner (20)
RCB Cortland Finnegan (31)
SS Chris Hope (24)
FS Michael Griffin (33)

SPECIALISTS
K Rob Bironas (2)
P Brett Kern (6)
PR/PR Marc Mariani (83)

Pro Bowl
All-Pro

GM: Mike Reinfeldt; **Head Coach:** Jeff Fisher
Asst. Coaches: Mike Heimerdinger (off. coord.), Chuck Cecil (def. coord.), Craig Johnson (asst. head coach/RB), Dave McGinnis (asst. head coach/LB), Steve Watterson (asst. head coach/strength & conditioning), Marty Galbraith (ST asst.), Fred Graves (WR), Tim Hauck (asst. secondary), Dowell Loggains (QB/passing game), Alan Lowry (ST), Mike Munchak (OL), Marcus Robertson (secondary), Rayna Stewart (def. asst./qual. ctl.), Jim Washburn (DL), Richie Wessman (qual. control/off.), John Zernelt (TE)

AMERICAN FOOTBALL CONFERENCE STANDINGS

AFC EAST	W	L	T	Pct
New England	14	2	0	.875
* New York Jets	11	5	0	.688
Miami	7	9	0	.438
Buffalo	4	12	0	.250
AFC NORTH	W	L	T	Pct
Pittsburgh	12	4	0	.750
* Baltimore	12	4	0	.750
Cleveland	5	11	0	.313
Cincinnati	4	12	0	.250
AFC SOUTH	W	L	T	Pct
Indianapolis	10	6	0	.625
Jacksonville	8	8	0	.500
Houston	6	10	0	.375
Tennessee	6	10	0	.375
AFC WEST	W	L	T	Pct
Kansas City	10	6	0	.625
San Diego	9	7	0	.563
Oakland	8	8	0	.500
Denver	4	12	0	.250

NATIONAL FOOTBALL CONFERENCE STANDINGS

NFC EAST	W	L	T	Pct
Philadelphia	10	6	0	.625
New York Giants	10	6	0	.625
Dallas	6	10	0	.375
Washington	6	10	0	.375
NFC NORTH	W	L	T	Pct
Chicago	11	5	0	.688
* Green Bay	10	6	0	.625
Detroit	6	10	0	.375
Minnesota	6	10	0	.375
NFC SOUTH	W	L	T	Pct
Atlanta	13	3	0	.813
* New Orleans	11	5	0	.688
Tampa Bay	10	6	0	.625
Carolina	2	14	0	.125
NFC WEST	W	L	T	Pct
Seattle	7	9	0	.438
St. Louis	7	9	0	.438
San Francisco	6	10	0	.375
Arizona	5	11	0	.313

* Wild Card for Playoffs

2009 SEASON (8-8 REGULAR SEASON, 0-0 PLAYOFFS) • 3RD PLACE AFC SOUTH

DATE	OPPONENT	SCORE	W/L	ATT
Sep. 10	at Pittsburgh	10-13*	L	65,110
Sep. 20	HOUSTON	31-34	L	69,143
Sep. 27	at NY Jets	17-24	L	75,863
Oct. 4	at Jacksonville	17-37	L	49,014
Oct. 11	INDIANAPOLIS	9-31	L	69,143
Oct. 18	at New England	0-59	L	68,756
Oct. 25	BYE			
Nov. 1	JACKSONVILLE	30-13	W	69,143
Nov. 8	at San Francisco	34-27	W	69,732
Nov. 15	BUFFALO	41-17	W	69,143
Nov. 23	at Houston	20-17	W	71,153
Nov. 29	ARIZONA	20-17	W	69,143
Dec. 6	at Indianapolis	17-27	L	66,321
Dec. 13	ST. LOUIS	47-7	W	69,143
Dec. 20	MIAMI	27-24*	W	69,143
Dec. 25	SAN DIEGO	17-42	L	69,143
Jan. 3	at Seattle	17-13	W	67,002

	TITANS	OPP
Total First Downs	288	323
Rushing	115	89
Passing	154	210
Penalty	19	24
3rd Down: Made/Att	89/214	89/218
3rd Down Pct.	41.6	40.8
4th Down: Made/Att	12/22	12/17
4th Down Pct.	54.5	70.6
Possession Avg.	28:27	31:33
Total Net Yards	5623	5850
Avg. Per Game	351.4	365.6
Total Plays	990	1038
Avg. Per Play	5.7	5.6
Net Yards Rushing	2592	1711
Avg. Per Game	162.0	106.9
Total Rushes	499	402
Net Yards Passing	3031	4139
Avg. Per Game	189.4	258.7
Sacked/Yards Lost	15/73	32/224
Gross Yards	3104	4363
Att./Completions	476/271	604/404
Completion Pct.	56.9	66.9
Had Intercepted	15	20
Punts/Average	69/43.4	76/44.3
Net Punting Avg.	69/38.7	76/39.5
Penalties/Yards	98/821	94/724
Fumbles/Ball Lost	27/16	20/7
Touchdowns	39	48
Rushing	19	16
Passing	16	31
Returns	4	1

BY PERIODS	1	2	3	4	OT	PTS
Titans	77	103	67	104	3	354
Opponents	82	169	77	71	3	402

SCORING	TD	RU	PA	RT	PAT	FG	S	TP
Bironas	0	0	0	0	37/37	27/32	0	118
Johnson	16	14	2	0	0	0	0	98
Washington	6	0	6	0	0	0	0	36
Britt	3	0	3	0	0	0	0	18
Gage	3	0	3	0	0	0	0	18
Fuller	2	0	0	2	0	0	0	12
White	2	2	0	0	0	0	0	12
Young	2	2	0	0	0	0	0	12
Collins	1	1	0	0	0	0	0	6
Crumpler	1	0	1	0	0	0	0	6
Finnegan	1	0	0	1	0	0	0	6
Hood	1	0	0	1	0	0	0	6
Scaife	1	0	1	0	0	0	0	6
Titans	39	19	16	4	37/37	27/32	0	354
Opp.	48	16	31	1	46/47	22/27	0	402

2-Pt Conversions: Johnson, Titans 1-2, Opponents 1-1

FUM/Lost: Young 8/2, Mouton 4/2, Collins 3/2, Johnson 3/3, Hall 2/2, Britt 1/1, Crumpler 1/1, Finnegan 1/0, Pearman 1/1, Scaife 1/1, Washington 1/0, White 1/1

RUSHING	No	Yds	Avg	Lg	TD
Johnson	358	2006	5.6	91t	14
Young	55	281	5.1	44	2
White	64	222	3.5	11	2
Ringer	8	48	6.0	32	0
Collins	11	15	1.4	10t	1
Washington	2	15	7.5	14	0
Hall	1	5	5.0	5	0
Team	499	2592	5.2	91t	19
Opponents	402	1711	4.3	80t	16

PASSING	Att	Cmp	Pct	Yards	Yds/Att	TD	Int	Lg	Sk/Yds	Rating
Young	259	152	58.7	1879	7.25	10	7	66t	9/36	82.8
Collins	216	119	55.1	1225	5.67	6	8	69t	6/37	65.5
Johnson	1	0	0.0	0	0.00	0	0	---	0/0	39.6
Team	476	271	56.9	3104	6.52	16	15	69t	15/73	74.8
Opponents	604	404	66.9	4363	7.22	31	20	72t	32/224	91.2

RECEIVING	No	Yds	Avg	Lg	TD
Johnson	50	503	10.1	69t	2
Washington	47	569	12.1	35	6
Scaife	45	440	9.8	27	1
Britt	42	701	16.7	57	3
Gage	28	383	13.7	49	3
Crumpler	27	222	8.2	27	1
Hall	12	79	6.6	15	0
Cook	9	74	8.2	17	0
Hawkins	7	110	15.7	32	0
White	3	14	4.7	7	0
M. Jones	1	9	9.0	9	0
Team	271	3104	11.5	69t	16
Opponents	404	4363	10.8	72t	31

INTERCEPTIONS	No	Yds	Avg	Lg	TD
Finnegan	5	194	38.8	80	1
Hood	3	91	30.3	43	1
Fuller	3	71	23.7	45t	2
Bulluck	3	45	15.0	23	0
Hope	3	24	8.0	24	0
Harper	1	4	4.0	4	0
Griffin	1	3	3.0	3	0
McRath	1	1	1.0	1	0
Team	20	433	21.7	80	4
Opponents	15	121	8.1	26	0

PUNTING	No	Yds	Avg	Net	TB	In	Lg	B
Kern LG	64	2910	45.5	38.5	10	27	67	0
Kern TM	37	1665	45.0	41.4	4	18	67	0
Hodges TM	22	868	39.5	31.8	2	1	50	0
Hentrich	9	422	46.9	44.1	0	3	60	0
Bironas	1	40	40.0	40.0	0	0	40	0
Team	69	2995	43.4	38.7	6	22	67	0
Opponents	76	3364	44.3	39.5	7	32	64	0

PUNT RETURNS	No	FC	Yds	Avg	Lg	TD
Pearman	11	8	112	10.2	18	0
Kaesviharn	9	8	34	3.8	10	0
Mouton	6	3	37	6.2	15	0
Finnegan	4	1	14	3.5	11	0
M. Jones	3	2	23	7.7	15	0
Team	33	22	220	6.7	18	0
Opponents	29	17	208	7.2	37	0

KICKOFF RETURNS	No	Yds	Avg	Lg	TD
Britt	24	523	21.8	56	0
M. Jones	13	264	20.3	27	0
Ringer	9	181	20.1	25	0
Pearman	8	174	21.8	27	0
Griffin	6	143	23.8	31	0
Crumpler	3	20	6.7	15	0
McCourty	3	72	24.0	27	0
Hall	1	12	12.0	12	0
Mouton	1	14	14.0	14	0
Stevens	1	14	14.0	14	0
Team	69	1417	20.5	56	0
Opponents	71	1714	24.1	99t	1

FIELD GOALS	1-19	20-29	30-39	40-49	50+
Bironas	0/0	8/8	4/6	10/12	5/6
Team	0/0	8/8	4/6	10/12	5/6
Opponents	0/0	9/9	8/9	4/6	1/3

Bironas/Titans: (37N,31B,45G) (40G) (38G) (29G) (49G,43G,46G) () (48G,25G,45G) (21G,28G) (38G,60N,51G) (50G,49N,53G) (52G,24G) (20G) (27G,34G,36G,50G) (24G,46G) (46G) (47N,47G)
 Opponents: (32G,33G) (38G,23G) (30G) (22G,50G,55N,33G) (23G) (39N,33G) () (40G,25G) (25G) (49N,26G,49N) (41G) (43G,52N,36G) () (23G,28G,45G) () (35G,20G)

SACKS
 Ford 5.5, T. Brown 5, Hayes 4, J. Jones 4, Vanden Bosch 3, Hope 2, Tulloch 2, Fuller 1, Griffin 1, Kearse 1, Marks 1, Thornton 1, (group) 1, Hays 0.5
Titans 32, Opponents 15

TACKLES (Solo-Assists-Total)
 Tulloch 95-37-132, Bulluck 83-35-118, Griffin 62-46-108, Hope 70-25-95, Vanden Bosch 41-45-86, W. Hayes 51-31-82, Harper 69-8-77, Finnegan 57-19-76, Brown 36-25-61, Thornton 46-14-60, J. Haye 29-26-55, Vickerson 24-25-49, Ball 19-19-38, Ford 22-16-38, McRath 25-13-38, Fuller 25-8-33, McCourty 20-10-30, Marks 9-14-23, J. Jones 15-6-21, Hood 14-4-18, Mouton 9-8-17, Allred 6-9-15, Kaesviharn 10-3-13, Kearse 5-6-11, C. Williams 5-2-7, Amato 0-0-0, Keqlar 0-0-0, Nickey 0-0-0
Team Totals: 847-454-1,301

USUAL STARTING LINEUP

OFFENSE
 WR Nate Washington (85)
 LT Michael Roos (71)
 LG Eugene Amano (54)
C Kevin Mawae (68)
 RG Jake Scott (73)
 RT David Stewart (76)
 TE Bo Scaife (80)/Alge Crumpler (83)
 WR Justin Gage (12)
 FB Ahmard Hall (45)
QB Vince Young (10)
RB Chris Johnson (28)

DEFENSE
 LE William Hayes (95)
 LT Jovan Haye (75)
 RT Tony Brown (97)
RE Kyle Vanden Bosch (93)
 LLB David Thornton (50)
 MLB Stephen Tulloch (55)
 RLB Keith Bulluck (53)
 LCB Nick Harper (20)
 RCB Cortland Finnegan (31)
 SS Chris Hope (24)
 FS Michael Griffin (33)

SPECIALISTS

K Rob Bironas (2)
 P Brett Kern (6)

Pro Bowl

All-Pro

GM: Mike Reinfeldt; Head Coach: Jeff Fisher

Asst. Coaches: Mike Heimerdinger (off. coord.), Chuck Cecil (def. coord.), Dave McGinnis (asst. head coach/LB), Steve Watterson (asst. head coach/strength & conditioning), Earnest Byner (RB), Marty Galbraith (ST asst.), Fred Graves (WR), Tim Hauck (asst. secondary), Craig Johnson (QB), Dowell Loggains (off. qual. ctl.), Alan Lowry (ST), Mike Munchak (OL), Marcus Robertson (secondary), Rayna Stewart (def. asst./qual.ctl.), Jim Washburn (DL), Richie Wessman (off. asst.), John Zernhelt (TE)

AMERICAN FOOTBALL CONFERENCE STANDINGS

AFC EAST	W	L	T	Pct
New England	10	6	0	.625
* N.Y. Jets	9	7	0	.563
Miami	7	9	0	.438
Buffalo	6	10	0	.375
AFC NORTH	W	L	T	Pct
Cincinnati	10	6	0	.625
* Baltimore	9	7	0	.563
Pittsburgh	9	7	0	.563
Cleveland	5	11	0	.313
AFC SOUTH	W	L	T	Pct
Indianapolis	14	2	0	.875
Houston	9	7	0	.563
Tennessee	8	8	0	.500
Jacksonville	7	9	0	.438
AFC WEST	W	L	T	Pct
San Diego	13	3	0	.813
Denver	8</			

2008 SEASON (13-3 REGULAR SEASON, 0-1 PLAYOFFS) • 1ST PLACE AFC SOUTH

DATE	OPPONENT	SCORE	W/L	ATT
Sep. 7	JACKSONVILLE	17-10	W	69,143
Sep. 14	at Cincinnati	24-7	W	65,540
Sep. 21	HOUSTON	31-12	W	69,143
Sep. 28	MINNESOTA	30-17	W	69,143
Oct. 5	at Baltimore	13-10	W	71,131
Oct. 12	BYE			
Oct. 19	at Kansas City	34-10	W	74,200
Oct. 27	INDIANAPOLIS	31-21	W	69,143
Nov. 2	GREEN BAY	19-16*	W	69,143
Nov. 9	at Chicago	21-14	W	62,124
Nov. 16	at Jacksonville	24-14	W	65,258
Nov. 23	NY JETS	13-34	L	69,143
Nov. 27	at Detroit	47-10	W	60,112
Dec. 7	CLEVELAND	28-9	W	69,143
Dec. 14	at Houston	12-13	L	70,831
Dec. 21	PITTSBURGH	31-14	W	69,143
Dec. 28	at Indianapolis	0-23	L	66,721
Jan. 10	BALTIMORE	10-13	L	69,143

* Overtime

	TITANS	OPP
Total First Downs	268	276
Rushing	108	81
Passing	143	166
Penalty	17	29
3rd Down: Made/Att	78/216	79/226
3rd Down Pct.	36.1	35.0
4th Down: Made/Att	5/11	8/18
4th Down Pct.	45.5	44.4
Possession Avg.	29:09	30:51
Total Net Yards	5018	4698
Avg. Per Game	313.6	293.6
Total Plays	973	1022
Avg. Per Play	5.2	4.6
Net Yards Rushing	2199	1502
Avg. Per Game	137.4	93.9
Total Rushes	508	403
Avg. Per Play	4.3	3.7
Net Yards Passing	2819	3196
Avg. Per Game	176.2	199.8
Sacked/Yards Lost	12/83	44/262
Gross Yards	2902	3458
Att./Comp.	453/265	575/342
Completion Pct.	58.5	59.5
Had Intercepted	9	20
Punts/Average	87/42.8	87/42.3
Net Punting Avg.	36.5	36.2
Penalties/Yards	108/855	93/750
Fumbles/Ball Lost	18/8	28/11
Touchdowns	41	25
Rushing	24	12
Passing	13	12
Returns	4	1

BY PERIODS	1	2	3	4	OT	PTS
Titans	63	119	67	123	3	375
Opponents	49	87	34	64	0	234

SCORING	TD	RU	PA	RT	PAT	FG	S	TP
Bironas	0	0	0	0	40/40	29/33	0	127
White	15	15	0	0	0/0	0/0	0	90
Johnson	10	9	1	0	0/0	0/0	0	60
Gage	6	0	0	0	0/0	0/0	0	36
Hall	2	0	2	0	0/0	0/0	0	14
Scaife	2	0	2	0	0/0	0/0	0	12
Griffin	1	0	2	1	0/0	0/0	0	6
Ball	1	0	0	1	0/0	0/0	0	6
Jones	1	0	1	0	0/0	0/0	0	6
Finnegan	1	0	0	1	0/0	0/0	0	6
Bulluck	1	0	0	1	0/0	0/0	0	6
Crumpler	1	0	1	0	0/0	0/0	0	6
Titans	41	24	13	4	40/40	29/33	0	375
Opponents	25	12	12	1	24/24	20/30	0	234

2-point conversions: Hall, Titans 1-1, Opponents 0-1

FUM/LOST: Collins 5/1, Carr 2/0, McCareins 2/2, Young 2/0, Crumpler 1/0, Hall 1/1, Henrich 1/1, C. Johnson 1/1, Mawae 1/1, Scaife 1/0, White 1/1

RUSHING	No	Yds	Avg	Lg	TD
Johnson	251	1228	4.9	66t	9
White	200	773	3.9	80t	15
Ganther	9	61	6.8	22	0
Collins	25	49	2.0	17	0
Jones	2	35	17.5	28	0
Young	8	27	3.4	8	0
Hall	8	21	2.6	6	0
McCareins	2	8	4.0	4	0

PASSING	Att	Cmp	Pct	Yards	Yds/Att	TD	Int	Lg	Sk/Yds	Rating
K.Collins	415	242	58.3	2676	6.4	12	7	56t	8/60	80.2
V.Young	36	22	61.1	219	6.1	1	2	54	3/13	64.5
C.Simms	2	1	50.0	7	3.5	0	0	7	1/10	78.8
Titans	453	265	58.5	2902	6.4	13	9	56t	12/83	78.8
Opponents	575	342	59.5	3458	6.0	12	20	65	44/262	69.2

Henry	1	3	3.0	3	0
Henrich	2	-6	-3.0	0	0
Titans	508	2199	4.3	80t	24
Opponents	403	1502	3.7	61t	12

RECEIVING	No	Yds	Avg	Lg	TD
Scaife	58	561	9.7	44	2
Johnson	43	260	6.0	25	1
Jones	41	449	11.0	40	1
Gage	34	651	19.1	56t	6
McCareins	30	412	13.7	37	0
Crumpler	24	257	10.7	28	1
Hall	13	138	10.6	54	2
Hawkins	7	68	9.7	19	0
Ganther	6	43	7.2	15	0
White	5	16	3.2	7	0
Davis	2	31	15.5	21	0
Stevens	1	9	9.0	9	0
Williams	1	7	7.0	7	0
Titans	265	2902	11.0	56t	13
Opponents	342	3458	10.1	65	12

INTERCEPTIONS	No	Yds	Avg	Lg	TD
Griffin	7	172	24.6	83t	1
Finnegan	5	100	20.0	99t	1
Hope	4	53	13.3	39	0
Harper	2	11	5.5	15.0	0
Ball	1	15	15.0	15t	1
Carr	1	0	0.0	0	0
Titans	20	351	17.6	99t	3
Opponents	9	88	9.8	33	0

PUNTING	No	Yds	Avg	Net	TB	In	Lg	B
Henrich	87	3725	42.8	36.5	13	27	75	0
Titans	87	3725	42.8	36.5	13	27	75	0
Opponents	87	3676	42.3	36.2	10	28	66	1

PUNT RETURNS	No	FC	Yds	Avg	Lg	TD
Carr	32	20	323	10.1	44	0
Davis	2	1	6	3.0	9	0
Titans	34	21	329	9.7	44	0
Opponents	32	20	290	9.1	34	0

KICKOFF RETURNS	No	Yds	Avg	Lg	TD
Carr	35	984	28.1	52	0
Hawkins	7	130	18.6	23	0
Davis	4	119	29.8	33	0
Griffin	2	32	16.0	28	0
Hall	2	21	10.5	13	0
Johnson	1	17	17.0	17	0
Stevens	1	16	16.0	16	0
Titans	52	1319	25.4	52	0
Opponents	61	1524	25.0	59	0

FIELD GOALS	1-19	20-29	30-39	40-49	50+
Bironas	0-0	6-6	7-7	15-19	1-1
Titans	0-0	6-6	7-7	15-19	1-1
Opponents	0-0	9-10	6-10	4-8	1-2

Bironas/Titans: (47G) (34G) (44G) (20G, 32G, 49G) (35G, 26G) (49G, 46G) (34G, 44G, 43N, 48G) (31G, 25G, 22G, 47N, 41G) (49N) (32G) (43G, 49G) (49G, 41G, 45G, 43G) () (26G, 23G, 51G, 34G,) (42G) (48N)

Opponents: (37N,27G) (37N) (44G, 24G) (42G, 48N) (38G, 45N) (39N, 50N, 26G) () (23G, 25G, 38G) (48B) () (20G, 30G) (53G) (47G, 41G, 44N, 39G) (32G, 26N, 24G) (33N) (28G, 21G, 38G)

SACKS
Haynesworth 8.5, Ford 7, J. Jones 5, Ball 4.5, Vanden Bosch 4.5, Brown 4, Kearse 3.5, Vickerson 1.5, Finnegan 1, Griffin 1, Hayes 1, Hope 1, Tulloch 1, Bulluck 0.5
Titans 44, Opponents 12

TACKLES (Solo-Assists-Total)
Bulluck 83-37-120, Tulloch 62-36-98, Hope 71-22-93, Thornton 63-30-93, Griffin 49-32-81, Harper 70-10-80, Finnegan 61-18-79, Haynesworth 45-30-75, Brown 41-32-73, Ball 22-29-51, Jones 28-21-49, Kearse 35-13-48, Vanden Bosch 16-30-46, Ford 27-18-45, Fuller 35-8-43, Carr 24-9-33, Fowler 14-13-27, Vickerson 10-13-23, Hayes 13-8-21, King 9-1-10, Allred 7-1-8, Nickey 3-3-6, Keglal 3-2-5, Stamer 1-1-2, Amato 0-0-0, Gordon 0-0-0, Hill 0-0-0, Williams 0-0-0
Team Totals: 792-417-1209

USUAL STARTING LINEUP

OFFENSE

WR Justin McCareins (19)

LT **Michael Roos (71)**

LG Eugene Amano (54)

C **Kevin Mawae (68)**

RG Jake Scott (73)

RT David Stewart (76)

TE Alge Crumpler (83)

WR Justin Gage (12)

FB Ahmard Hall (45)

QB **Kerry Collins (5)**

RB **Chris Johnson (28)**

DEFENSE

LE Jevon Kearse (90)

LT Tony Brown (97)

RT **Albert Haynesworth (92)**

RE Kyle Vanden Bosch (93)

LLB David Thornton (50)

MLB Stephen Tulloch (55)

RLB Keith Bulluck (53)

LCB Nick Harper (20)

RCB **Cortland Finnegan (31)**

SS **Chris Hope (24)**

FS **Michael Griffin (33)**

SPECIALISTS

K Rob Bironas (2)

P Craig Henrich (15)

Pro Bowl

All-Pro

GM: Mike Reinfeldt; **Head Coach:** Jeff Fisher
Asst. Coaches: Mike Heimerdinger (off. coord.), Jim Schwartz (def. coord.), Dave McGinnis (asst. head coach/LB), Bart Andrus (off. asst.), Matt Burke (def. asst./qual. ct.), Earnest Byner (RB), Chuck Cecil (DB), Marty Galbraith (ST asst.), Fred Graves (WR), Craig Johnson (QB), Dowell Loggains (off. qual. ct.), Alan Lowry (ST), Mike Munchak (OL), Marcus Robertson (asst. secondary), Jim Washburn (DL), Steve Watterson (asst. head coach/strength & conditioning), John Zernhelt (TE)

AMERICAN FOOTBALL CONFERENCE STANDINGS

AFC EAST	W	L	T	Pct
Miami	11	5	0	.688
New England	11	5	0	.688
N.Y. Jets	9	7	0	.563
Buffalo	7	9	0	.438
AFC NORTH	W	L	T	Pct
Pittsburgh	12	4	0	.750
* Baltimore	11	5	0	.688
Cincinnati	4	11		

2007 SEASON (10-6 REGULAR SEASON, 0-1 PLAYOFFS) • 3RD PLACE AFC SOUTH

DATE	OPPONENT	SCORE	W/L	ATT
Sep. 9	at Jacksonville	13-10	W	65,437
Sep. 16	INDIANAPOLIS	20-22	L	69,143
Sep. 24	at New Orleans	31-14	W	70,002
Sep. 30	BYE			
Oct. 7	ATLANTA	20-13	W	69,143
Oct. 14	at Tampa Bay	10-13	L	65,347
Oct. 21	at Houston	38-36	W	70,734
Oct. 28	OAKLAND	13-9	W	69,143
Nov. 4	CAROLINA	20-7	W	69,143
Nov. 11	JACKSONVILLE	13-28	L	69,143
Nov. 19	at Denver	20-34	L	76,590
Nov. 25	at Cincinnati	6-35	L	65,489
Dec. 2	HOUSTON	28-20	W	69,143
Dec. 9	SAN DIEGO	17-23*	L	69,143
Dec. 16	at Kansas City	26-17	W	74,976
Dec. 23	N.Y. JETS	10-6	W	69,143
Dec. 30	at Indianapolis	16-10	W	57,202
Jan. 6	at San Diego	6-17	L	65,640

* Overtime

	TITANS	OPP
Total First Downs	306	268
Rushing	118	80
Passing	171	165
Penalty	17	23
3rd Down: Made/Att	89/217	97/230
3rd Down Pct.	41.0	42.2
4th Down: Made/Att	2/11	8/16
4th Down Pct.	18.2	50.0
Possession Avg.	31:38	28:22
Total Net Yards	4987	4665
Avg. Per Game	311.7	291.6
Total Plays	1037	978
Avg. Per Play	4.8	4.8
Net Yards Rushing	2109	1478
Avg. Per Game	131.8	92.4
Total Rushes	543	369
Avg. Per Play	3.9	4.0
Net Yards Passing	2878	3187
Avg. Per Game	179.9	199.2
Sacked/Yards Lost	30/199	40/241
Gross Yards	3077	3428
Att./Comp.	464/288	569/349
Completion Pct.	62.1	61.3
Had Intercepted	17	22
Punts/Average	73/41.9	81/44.6
Net Punting Avg.	36.5	37.6
Penalties/Yards	101/773	90/745
Fumbles/Ball Lost	32/17	26/12
Touchdowns	28	35
Rushing	17	11
Passing	9	21
Returns	2	3

BY PERIODS	1	2	3	4	OT	PTS
Titans	59	64	98	80	0	301
Opponents	65	78	64	84	6	297

SCORING	TD	RU	PA	RT	PAT	FG	S	TP
Bironas	0	0	0	0	28/28	35/39	0	133
White	7	7	0	0	0/0	0/0	0	42
C.Brown	5	5	0	0	0/0	0/0	0	30
R.Williams	4	0	4	0	0/0	0/0	0	24
Young	3	3	0	0	0/0	0/0	0	18
Henry	2	2	0	0	0/0	0/0	0	12
Jones	2	0	2	0	0/0	0/0	0	12
Fuller	2	0	0	2	0/0	0/0	0	12
Gage	2	0	2	0	0/0	0/0	0	12
Scaife	1	0	1	0	0/0	0/0	0	6
Titans	28	17	9	2	28/28	35/39	0	301
Opponents	35	11	21	3	31/33	18/25	0	297

2-point conversions: Titans 0-0, Opponents 1-1

FUM/LOST: Young 10/3, Davis 6/3, White 5/5, Mawae 2/1, Scaife 2/2, Bell 1/1, C. Brown 1/1, Bulluck 1/0, Collins 1/1, Gage 1/0, Griffin 1/0, B. Jones 1/0, M. Williams (LG) 1/1

RUSHING	No	Yds	Avg	Lg	TD
White	303	1110	3.7	28	7
C.Brown	102	462	4.5	42	5
Young	93	395	4.2	21	3
Henry	31	119	3.8	24t	2
Jones	2	37	18.5	19	0
Davis	2	19	9.5	14	0
Hall	1	8	8.0	8	0
Barclay	1	3	3.0	3	0
Troupe	1	-1	-1.0	-1	0
Collins	3	-3	-1.0	-1	0
Henrich	1	-8	-8.0	-8	0

PASSING	Att	Cmp	Pct	Yards	Yds/Att	TD	Int	Lg	Sk/Yds	Rating
Young	382	238	62.3	2546	6.7	9	17	73	25/157	71.1
Collins	82	50	61.0	531	6.5	0	0	46	5/42	79.9
Titans	464	268	62.1	3077	6.6	9	17	73	30/199	72.6
Opponents	569	349	61.3	3428	6.0	21	22	69t	40/241	74.5

Bell	1	-15	-15.0	-15	0
R.Williams	2	-17	-8.5	-6	0
Titans	543	2109	3.9	42	17
Opponents	369	1478	4.0	62t	11

RECEIVING	No	Yds	Avg	Lg	TD
Gage	55	750	13.6	73	2
R.Williams	55	719	13.1	48	4
Scaife	46	421	9.2	26	1
Moulds	32	342	10.7	46	0
Jones	21	248	11.8	35t	2
White	20	114	5.7	15	0
C.Brown	19	128	6.7	16	0
Hartstock	12	138	11.5	27	0
Hall	9	60	6.7	11	0
Henry	6	53	8.8	18	0
Troupe	5	47	9.4	13	0
Davis	5	38	7.6	13	0
Barclay	2	13	6.5	7	0
Ealy	1	6	6.0	6	0
Titans	288	3077	10.7	73	9
Opponents	349	3428	9.8	69t	21

INTERCEPTIONS	No	Yds	Avg	Lg	TD
Bulluck	5	63	12.6	35	0
Harper	3	62	20.7	32	0
Griffin	3	3	1.0	3	0
Fuller	2	137	68.5	76t	2
Hope	2	45	22.5	45	0
Lowry	2	18	9.0	17	0
Thornton	2	16	8.0	11	0
Finnegan	1	14	14.0	14	0
Hill	1	0	0.0	0	0
LaBoy	1	0	0.0	0	0
Titans	22	358	16.3	76t	2
Opponents	17	116	6.8	23	0

PUNTING	No	Yds	Avg	Net	TB	In	Lg	B
Henrich	70	2939	42.0	36.5	6	24	66	0
Miller	3	121	40.3	37.0	0	1	52	0
Titans	73	3060	41.9	36.5	6	25	66	0
Opponents	81	3615	44.6	37.6	10	23	70	0

PUNT RETURNS	No	FC	Yds	Avg	Lg	TD
Davis	31	12	293	9.5	39	0
Jones	6	0	29	4.8	13	0
Barclay	3	1	34	11.3	19	0
Finnegan	2	3	11	5.5	9	0
Titans	42	16	367	8.7	39	0
Opponents	31	16	274	8.8	80t	1

KICKOFF RETURNS	No	Yds	Avg	Lg	TD
Griffin	18	422	23.4	48	0
Barclay	14	304	21.7	37	0
Henry	13	272	20.9	46	0
Davis	2	37	18.5	19	0
Troupe	2	21	10.5	12	0
Lowry	1	15	15.0	15	0
Hartsock	1	14	14.0	14	0
Cramer	1	13	13.0	13	0
Titans	52	1098	21.1	48	0
Opponents	58	1404	24.2	76	0

FIELD GOALS	1-19	20-29	30-39	40-49	50+
Bironas	0-0	10-12	12-12	9-10	4-5
Titans	0-0	10-12	12-12	9-10	4-5
Opponents	0-0	7-8	5-6	3-5	3-6

Bironas/Titans: (20G, 31G), (30G, 36G), (33G, 27N), (30G, 40G, 47N), (48G), (52G, 25G, 21G, 30G, 28G, 43G, 29G, 29G), (35G, 23G), (47G, 53G), (36G, 49G), (56G, 37G), (28G, 23G), (53N), (44G, 29N), (37G, 37G, 40G, 25G), (46G) (40G, 54G, 33G)
Opponents: (22G), (22G, 39G, 20G, 36N), (, (32G, 53N, 28G, 48N, 50N), (23G, 43G), (, (50G, 43G, 54G), (40N), (, (21G, 39G), (26N), (45G, 50G), (20G), (36G), (51N), (37G)

SACKS
Vanden Bosch 12.0, Odom 8.0, Haynesworth 6.0, LaBoy 6.0, T.Brown 4.0, Finnegan 1.0, Fuller 1.0, Nickey 1.0, Thornton 1.0
Titans 40.0, Opponents 30.0

TACKLES (Solo-Assists-Total)
Thornton 97-43-140, Vanden Bosch 65-50-115, Bulluck 75-34-109, Finnegan 84-25-109, T.Brown 46-37-83, Harper 75-5-80, Fowler 42-31-73, Haynesworth 41-28-69, Hope 39-21-60, Lowry 41-20-61, Griffin 34-15-49, Odom 24-20-44, Starks 21-18-39, Tulloch 28-8-36, Fuller 27-8-35, LaBoy 15-5-20, Hill 13-1-14, Fisher 5-4-9, Veal 4-4-8, King 5-2-7, Conover 2-2-4, Herndon 3-0-3, Vickerson 2-1-3, Gardner 1-0-1, Nickey 1-0-1, Simon 0-1-1, Amato 0-0-0, Mahelona 0-0-0, Woods 0-0-0
Team Totals: 790-383-1173

USUAL STARTING LINEUP

OFFENSE
WR Roydell Williams (86)
LT Michael Roos (71)
LG Jacob Bell (60)
C Kevin Mawae (68)
RG Benji Olson (75)
RT David Stewart (76)
TE Bo Scaife (80)
WR Justin Gage (12)
TE Ben Hartsock (88)
QB Vince Young (10)
RB LenDale White (25)

DEFENSE
LE Antwan Odom (98)
LT Tony Brown (97)
RT Albert Haynesworth (92)
RE Kyle Vanden Bosch (93)
LLB David Thornton (50)
MLB Ryan Fowler (52)
RLB Keith Bulluck (53)
LCB Nick Harper (20)
RCB Cortland Finnegan (31)
SS Chris Hope (24)
FS Michael Griffin (33)

SPECIALISTS

K Rob Bironas (2)
P Craig Henrich (15)

Pro Bowl

All-Pro

GM: Mike Reinfeldt; **Head Coach:** Jeff Fisher
Asst. Coaches: Norm Chow (off. coord.), Jim Schwartz (def. coord.), Dave McGinnis (Asst. head coach/LB), Sherman Smith (Asst. head coach/RB), Matt Burke (def. asst.), Chuck Cecil (DB), Marty Galbraith (ST asst.), Fred Graves (WR), Craig Johnson (QB), Alan Lowry (ST), Mike Munchak (OL), Marcus Robertson (Asst. Secondary), Jim Washburn (DL), Steve Watterson (strength & rehab.), John Zernhelt (TE)

AMERICAN FOOTBALL CONFERENCE STANDINGS

AFC EAST	W	L	T	Pct
New England	16	0	0	1.000
Buffalo	7	9	0	.438
N.Y. Jets	4	12	0	.259
Miami	1	15	0	.063
AFC NORTH	W	L	T	Pct
Pittsburgh	10	6	0	.625
Cleveland	10	6	0	.625
Cincinnati	7	9	0</	

2006 SEASON (8-8 REGULAR SEASON, 0-0 PLAYOFFS) • 2ND PLACE AFC SOUTH

DATE	OPPONENT	SCORE	W/L	ATT
Sep. 10	N.Y. JETS	16-23	L	69,143
Sep. 17	at San Diego	7-40	L	64,344
Sep. 24	at Miami	10-13	L	72,733
Oct. 1	DALLAS	14-45	L	69,143
Oct. 8	at Indianapolis	13-14	L	57,021
Oct. 15	at Washington	25-22	W	88,550
Oct. 22	BYE			
Oct. 29	HOUSTON	28-22	W	69,143
Nov. 5	at Jacksonville	7-37	L	66,524
Nov. 12	BALTIMORE	26-27	L	69,143
Nov. 19	at Philadelphia	31-13	W	69,232
Nov. 26	N.Y. GIANTS	24-21	W	69,143
Dec. 3	INDIANAPOLIS	20-17	W	69,143
Dec. 10	at Houston	26-20*	W	70,760
Dec. 17	JACKSONVILLE	24-17	W	69,143
Dec. 24	at Buffalo	30-29	W	54,765
Dec. 31	NEW ENGLAND	23-40	L	69,143

	TITANS	OPP
Total First Downs	261	329
Rushing	105	121
Passing	133	181
Penalty	23	27
3rd Down: Made/Att	67/205	90/221
3rd Down Pct.	32.7	40.7
4th Down: Made/Att	7/17	10/17
4th Down Pct.	41.2	58.8
Possession Avg.	27:17	32:43
Total Net Yards	4810	5915
Avg. Per Game	300.6	369.7
Total Plays	945	1062
Avg. Per Play	5.1	5.6
Net Yards Rushing	2214	2313
Avg. Per Game	138.4	144.6
Total Rushes	469	506
Avg. Per Play	4.7	4.6
Net Yards Passing	2596	3602
Avg. Per Game	162.3	225.1
Sacked/Yards Lost	29/152	26/148
Gross Yards	2748	3750
Att./Comp.	447/226	530/335
Completion Pct.	50.6	63.2
Had Intercepted	19	17
Punts/Average	88/42.7	68/42.5
Net Punting Avg.	37.3	34.4
Penalties/Yards	94/803	102/906
Fumbles/Ball Lost	29/7	19/11
Touchdowns	36	46
Rushing	15	20
Passing	13	24
Returns	8	2

BY PERIODS	1	2	3	4	OT	PTS
Titans	52	87	81	98	6	324
Opponents	84	116	85	115	0	400

SCORING	TD	RU	PA	RT	PAT	FG	S	TP
Bironas	0	0	0	0	32/32	22/28	0	98
Henry	7	7	0	0	0/0	0/0	0	44
Young	7	7	0	0	0/0	0/0	0	44
A.Jones	4	0	0	4	0/0	0/0	0	24
B.Jones	4	0	4	0	0/0	0/0	0	24
Bennett	3	0	3	0	0/0	0/0	0	20
Scaife	3	1	2	0	0/0	0/0	0	18
Troupe	2	0	2	0	0/0	0/0	0	12
Wade	2	0	2	0	0/0	0/0	0	12
T.Brown	1	0	0	1	0/0	0/0	0	6
Bulluck	1	0	0	1	0/0	0/0	0	6
Hope	1	0	0	1	0/0	0/0	0	6
Finnegan	1	0	0	1	0/0	0/0	0	6
Titans	36	15	13	8	32/32	22/28	2	324
Opponents	46	20	24	2	41/44	27/33	0	400

2-point conversions: Bennett, Henry, Young,
Titans 3-3, Opponents 1-2

RUSHING	No	Yds	Avg	Lg	TD
Henry	270	1211	4.5	70t	7
Young	83	552	6.7	39t	7
White	61	244	4.0	26	0
C.Brown	41	156	3.8	21	0
Hall	7	21	3.0	11	0
Scaife	1	13	13.0	13t	1
A.Jones	2	8	4.0	7	0
Roby	1	3	3.0	3	0

PASSING	Att	Cmp	Pct	Yards	Yds/Att	TD	Int	Lg	Sk/Yds	Rating
Young	357	184	51.5	2199	6.2	12	13	53	25/129	66.7
Collins	90	42	46.7	549	6.1	1	6	36	4/23	42.3
Titans	447	226	50.6	2748	6.1	13	19	53	29/152	61.8
Opponents	530	335	63.2	3750	7.1	24	17	68t	26/148	86.0

B.Jones	1	3	3.0	3	0
Givens	1	3	3.0	3	0
Nickey	1	0	0.0	0	0
Titans	469	2214	4.7	70t	15
Opponents	506	2313	4.6	73	20

RECEIVING	No	Yds	Avg	Lg	TD
Bennett	46	737	16.0	39	3
Wade	33	461	14.0	25	2
Scaife	29	370	12.8	34	2
B.Jones	27	384	14.2	53	4
Henry	18	78	4.3	12	0
Hall	15	138	9.2	28	0
White	14	60	4.3	13	0
Troupe	13	150	11.5	32	2
R.Williams	8	121	15.1	20	0
Givens	8	104	13.0	27	0
Hartsock	6	68	11.3	23	0
A.Jones	2	31	15.5	17	0
Roby	2	28	14.0	21	0
Cramer	2	8	4.0	6	0
C.Brown	2	4	2.0	4	0
Wallace	1	6	6.0	6	0
Titans	226	2748	12.2	53	13
Opponents	335	3750	11.2	68t	24

INTERCEPTIONS	No	Yds	Avg	Lg	TD
Hope	5	105	21.0	61t	1
A.Jones	4	130	32.5	83t	1
Thompson	3	14	4.7	11	0
Hill	2	20	10.0	11	0
Sirmon	1	13	13.0	13	0
Bulluck	1	0	0.0	0	0
Tulloch	1	0	0.0	0	0
Titans	17	282	16.6	83t	2
Opponents	19	250	13.2	55t	2

PUNTING	No	Yds	Avg	Net	TB	In	Lg	B
Henrich	88	3760	42.7	37.3	10	32	73	0
Titans	88	3760	42.7	37.3	10	32	73	0
Opponents	68	2888	42.5	34.4	4	18	61	1

PUNT RETURNS	No	FC	Yds	Avg	Lg	TD
A.Jones	34	3	440	12.9	90t	3
Wade	3	3	27	9.0	18	0
Titans	37	6	467	12.6	90t	3
Opponents	33	24	278	8.4	39	0

KICKOFF RETURNS	No	Yds	Avg	Lg	TD
Wade	50	1194	23.9	48	0
A.Jones	20	521	26.1	70	0
Scaife	4	64	16.0	18	0
Cramer	3	37	12.3	21	0
White	1	14	14.0	14	0
Hartsock	1	5	5.0	5	0
Titans	79	1835	23.2	70	0
Opponents	58	1263	21.8	52	0

FIELD GOALS	1-19	20-29	30-39	40-49	50+
Bironas	0-0	10-11	7-7	4-8	1-2
Titans	0-0	10-11	7-7	4-8	1-2
Opponents	1-1	10-11	6-10	10-10	0-1

Bironas/Titans: () () (51N, 22G) (33G, 39G) (22G, 47G) (32G, 26G, 30G) () () (21G, 41N, 43B) (36G) (48N, 49G) (25G, 60G) (41G, 33G) (44N, 27G) (42G, 20G, 30G) (25G, 23N, 27G, 27G)
Opponents: (18G, 34N, 30N) (28G, 31G, 35G, 44G) (40G, 30N, 39G) (26N, 43G) () () (27G) (47G, 21G, 39G) (27G, 40G) (42G, 38G) () (53N, 20G) (49G, 46G) (43G) (21G, 36G, 45G, 21G, 24G) (28G, 26G, 33N)

SACKS
 Vanden Bosch 6.5, LaBoy 3.5, Starks 3.0, Bulluck 2.5, Haynesworth 2.0, Finnegan 2.0, T.Brown 1.5, Mahelona 1.0, A.Jones 1.0, Bockwoldt 1.0, Odom 0.5, Smith 0.5, Sirmon 0.5, Tulloch 0.5
Titans 26.0, Opponents 29.0

TACKLES (Solo-Assists-Total)
 Bulluck 107-54-161, Hope 99-29-128, Thornton 93-29-122, Vanden Bosch 67-51-118, Sirmon 67-38-105, Thompson 58-19-77, Smith 43-33-76, P.Jones 54-13-67, Hill 41-18-59, Haynesworth 34-25-59, Finnegan 47-10-57, LaBoy 31-26-57, Starks 36-20-56, T. Brown 33-18-51, Tulloch 23-14-37, Conover 12-9-21, Mahelona 12-9-21, Fuller 11-4-15, Odom 9-6-15, Bockwoldt 4-3-7, Scott 2-3-5, Woolfolk 4-0-4, Savage 2-2-4, Amato 2-1-3, Reynolds 2-0-2, Lowry 0-1-1
Team Totals: 893-435-1328

USUAL STARTING LINEUP

OFFENSE
 WR Brandon Jones (81)
 LT Michael Roos (71)
 LG Jacob Bell (60)
 C Kevin Mawae (68)
 RG Benji Olson (75)
 RT David Stewart (76)
 TE Bo Scaife (80)
 WR Drew Bennett (83)
 FB Ahmad Hall (45)
QB Vince Young (10)
 RB Travis Henry (20)

DEFENSE
 LE Kyle Vanden Bosch (93)
 LT Robaire Smith (98)
 RT Albert Haynesworth (92)
 RE Travis LaBoy (91)
 LLB David Thornton (50)
 MLB Peter Sirmon (59)
 RLB Keith Bulluck (53)
 LCB Reynaldo Hill (21)
 RCB Pacman Jones (32)
 SS Chris Hope (24)
 FS Lamont Thompson (28)

SPECIALISTS
 K Rob Bironas (2)
 P Craig Henrich (15)

Pro Bowl
 All-Pro

GM: Floyd Reese; **Head Coach:** Jeff Fisher
Asst. Coaches: Norm Chow (off. coord.), Jim Schwartz (def. coord.), Dave McGinnis (Asst. head coach/LB), Sherman Smith (Asst. head coach/RB), Matt Burke (def. asst.), Chuck Cecil (S/nickel), Marty Galbraith (ST asst.), Craig Johnson (QB), Alan Lowry (ST), Mike Munchak (OL), Ray Sherman (WR), Jim Washburn (DL), Steve Watterson (strength & rehab.), Everett Withers (DB), John Zernhelt (TE)

AMERICAN FOOTBALL CONFERENCE STANDINGS

AFC EAST	W	L	T	Pct
New England	12	4	0	.750
* N.Y. Jets	10	6	0	.625
Buffalo	7	9	0	.438
Miami	6	10	0	.375
AFC NORTH	W	L	T	Pct
Baltimore	13	3	0	.812
Cincinnati	8	8	0	.500
Pittsburgh	8	8	0	.500
Cleveland	4	12	0	.250
AFC SOUTH	W	L	T	Pct
Indianapolis	12	4	0	.750
Tennessee	8	8	0	.500
Jacksonville	8	8	0	.500
Houston	6	10	0	.375
AFC WEST	W	L	T	Pct
San Diego	14	2	0	.875
* Kansas City	9	7	0	.562
Denver	9	7	0	.562
Oakland	2	14	0	.125

NATIONAL FOOTBALL CONFERENCE STANDINGS

NFC EAST	W	L	T	Pct
Philadelphia	10	6	0	.625
* Dallas	9	7	0	.562
* N.Y. Giants	8	8	0	.500
Washington	5	11	0	.312
NFC NORTH	W	L	T	Pct
Chicago	13	3	0	.812
Green Bay	8	8	0	.500
Minnesota	6	10	0	.375
Detroit	3	13	0	.188
NFC SOUTH	W	L	T	Pct
New Orleans	10	6	0	.625
Carolina	8	8	0	.500
Atlanta	7	9	0	.438
Tampa Bay	4	12	0	.250
NFC WEST	W	L	T	Pct
Seattle	9	7	0	.562
St. Louis	8	8	0	.500
San Francisco	7	9	0	.438
Arizona	5	11	0	.312

* Wild Card for Playoffs

2005 SEASON (4-12 REGULAR SEASON, 0-0 PLAYOFFS) • 3RD PLACE AFC SOUTH

DATE	OPPONENT	SCORE	W/L	ATT
Sep. 11	at Pittsburgh	7-34	L	62,931
Sep. 18	BALTIMORE	25-10	W	69,149
Sep. 25	at St. Louis	27-31	L	65,835
Oct. 2	INDIANAPOLIS	10-31	L	69,149
Oct. 9	at Houston	34-20	W	70,430
Oct. 16	CINCINNATI	23-31	L	69,149
Oct. 23	at Arizona	10-20	L	39,482
Oct. 30	OAKLAND	25-34	L	69,149
Nov. 6	at Cleveland	14-20	L	72,594
Nov. 13	BYE			
Nov. 20	JACKSONVILLE	28-31	L	69,149
Nov. 27	SAN FRANCISCO	33-22	W	69,149
Dec. 4	at Indianapolis	3-35	L	57,228
Dec. 11	HOUSTON	13-10	W	69,149
Dec. 18	SEATTLE	24-28	L	69,149
Dec. 24	at Miami	10-24	L	72,001
Jan. 1	at Jacksonville	13-40	L	65,485

* Overtime

	TITANS	OPP
Total First Downs	279	294
Rushing	72	89
Passing	191	180
Penalty	16	25
3rd Down: Made/Att	75/218	71/200
3rd Down Pct.	34.4	35.5
4th Down: Made/Att	9/31	7/11
4th Down Pct.	29.0	63.6
Possession Avg.	31:13	28:47
Total Net Yards	5122	5110
Avg. Per Game	320.1	319.4
Total Plays	1022	960
Avg. Per Play	5.0	5.3
Net Yards Rushing	1525	1894
Avg. Per Game	95.3	118.4
Total Rushes	397	449
Avg. Per Play	3.8	4.2
Net Yards Passing	3597	3216
Avg. Per Game	224.8	201.0
Sacked/Yards Lost	31/200	41/246
Gross Yards	3797	3462
Att./Comp.	594/358	470/296
Completion Pct.	60.3	63.0
Had Intercepted	14	9
Punts/Average	78/43.2	85/44.1
Net Punting Avg.	78/37.8	85/37.5
Penalties/Yards	125/1002	95/718
Fumbles/Ball Lost	27/12	20/11
Touchdowns	33	51
Rushing	8	12
Passing	20	33
Returns	5	6

BY PERIODS	1	2	3	4	OT	PTS
Titans	50	88	83	78	0	299
Opponents	79	132	108	102	0	421

SCORING	TD	RU	PA	RT	PAT	FG	S	TP
Bironas	0	0	0	0	30/32	23/29	0	99
Brown	7	5	2	0	0	0	0	42
Bennett	4	0	4	0	0	0	0	24
Troupe	4	0	4	0	0	0	0	24
B. Jones	2	0	2	0	0	0	0	12
Kinney	2	0	2	0	0	0	0	12
Odom	2	0	0	2	0	0	0	12
Payton	2	2	0	0	0	0	0	12
Scaife	2	0	2	0	0	0	0	12
R. Williams	2	0	2	0	0	0	0	12
Fleming	1	0	1	0	0	0	0	6
Hill	1	0	0	1	0	0	0	6
P. Jones	1	0	0	1	0	0	0	6
Kassell	1	0	0	1	0	0	0	6
McNair	1	1	0	0	0	0	0	6
Roby	1	0	1	0	0	0	0	6
Wade LG	1	0	0	1	0	0	0	6
Reynolds	0	0	0	0	0	1	2	
Titans	33	8	20	5	30/32	23/29	1	299
Opponents	51	12	33	6	48/49	21/27	0	421

2-point conversions: Titans 0-1, Opponents 2-2

RUSHING	No	Yds	Avg	Lg	TD
Brown	224	851	3.8	38t	5
Henry	88	335	3.8	29	0
McNair	32	139	4.3	19	1
Payton	33	105	3.2	15	2
Mauck	7	39	5.6	12	0
Nash	6	32	5.3	8	0

PASSING	Att	Cmp	Pct	Yards	Yds/Att	TD	Int	Lg	Sk/Yds	Rating
McNair	476	292	61.3	3161	6.64	16	11	57	20/134	82.4
Volek	88	50	56.8	474	5.39	4	2	55t	9/45	77.6
Mauck	27	15	55.6	136	5.04	0	1	17	1/8	53.9
Hentrich	2	1	50.0	26	13.0	0	0	26	0/0	95.8
Bennett	1	0	0.0	0	0.0	0	0	0	0/0	39.6
P. Jones	0	0	---	0	---	0	0	---	1/13	---
Titans	594	358	60.3	3797	6.39	20	14	57	31/200	80.3
Opponents	470	296	63.0	3462	7.37	33	9	63t	41/246	100.7

Roby	2	16	8.0	11	0
Bennett	1	3	3.0	3	0
Volek	1	3	3.0	3	0
B. Jones	1	1	1.0	1	0
Wade LG	1	1	1.0	1	0
Wade TM	1	1	1.0	1	0
Hentrich	1	0	0.0	0	0
Titans	397	1525	3.8	38t	8
Opponents	449	1894	4.2	52	12

RECEIVING	No	Yds	Avg	Lg	TD
Bennett	58	738	12.7	55t	4
Kinney	55	543	9.9	27	2
Troupe	55	530	9.6	35	4
Scaife	37	273	7.4	19	2
Brown	25	327	13.1	57	2
B. Jones	23	299	13.0	38t	2
Calico	22	191	8.7	18	0
R. Williams	21	299	14.2	50t	2
Roby	21	289	13.8	32	1
Wade LG	14	120	8.6	17	0
Wade TM	4	40	10.0	15	0
Henry	13	117	9.0	42	0
Fleming	10	69	6.9	18	1
Payton	6	30	5.0	9	0
Nash	3	14	4.7	7	0
Guenther	2	13	6.5	8	0
Nickey	1	26	26.0	26	0
Small	1	6	6.0	6	0
Roots	1	-7	-7.0	-7	0
Titans	358	3797	10.6	57	20
Opponents	296	3462	11.7	63t	33

INTERCEPTIONS	No	Yds	Avg	Lg	TD
Hill	3	88	29.3	52t	1
Bulluck	2	16	8.0	16	0
Kassell	1	21	21.0	21t	1
Woolfolk	1	3	3.0	3	0
T. Williams	1	1	1.0	1	0
Thompson	1	0	0.0	0	0
Titans	9	129	14.3	52t	2
Opponents	14	293	20.9	85t	4

PUNTING	No	Yds	Avg	Net	TB	In	Lg	B
Hentrich	78	3371	43.2	37.8	14	21	59	0
Titans	78	3371	43.2	37.8	14	21	59	0
Opponents	85	3746	44.1	37.5	7	16	74	1

PUNT RETURNS	No	FC	Yds	Avg	Lg	TD
Wade LG	33	9	317	9.6	73t	1
P. Jones	29	8	272	9.4	52t	1
Thurman TM	9	5	31	3.4	11	0
B. Jones	5	0	75	15.0	32	0
Thompson	1	0	31	31.0	31	0
Ta. Williams	1	0	9	9.0	9	0
Titans	45	13	418	9.3	52t	1
Opponents	32	20	144	4.5	15	0

KICKOFF RETURNS	No	Yds	Avg	Lg	TD
P. Jones	43	1127	26.2	85	0
Roby	22	495	22.5	59	0
Payton	2	24	12.0	24	0
Thurman TM	2	42	21.0	25	0
Fleming	1	9	9.0	9	0
Titans	70	1697	24.2	85	0
Opponents	57	1290	22.6	50	0

FIELD GOALS	1-19	20-29	30-39	40-49	50+
Bironas	0/0	10/10	6/7	5/7	2/5
Titans	0/0	10/10	6/7	5/7	2/5
Opponents	1/1	6/6	9/14	5/5	0/1

Bironas/Titans: (47N) (39G, 29G, 47G) (41G, 39G) (34G, 38N) (52G, 58N, 49G) (24G, 29G, 47G) (53G) (39G, 24G) (50N) () (35G, 41G, 21G, 22G) (51N, 24G) (46N, 23G, 21G) (38G) (24G) ()

Opponents: (44G, 27G) (30G) (46G) (20G) (32G, 38G, 43G, 47G) (52N, 21G) (33G, 24G) (22G, 32G) (37G, 19G, 39N) (31G) (34N) () (30G, 37B, 31N) (36B) (25G) (46G, 38G)

SACKS	Vanden Bosch	LaBoy	Bulluck	Long	Haynesworth	Claus	Waddell
	12.5	6.5	5	3.5	3	2.5	0.5
Titans	41	Opponents	31				

TACKLES (Solo-Assists-Total)	Bulluck	Vanden Bosch	Sirmon	Williams	
	106-44-150	55-45-100	56-33-89	52-33-85	
Titans	41	Opponents	31		

18-83, Thompson 63-15-78, Starks 40-38-78, LaBoy 36-28-64, P. Jones 43-10-53, Woolfolk 42-10-52, Odom 28-22-50, Long 30-19-49, Hill 40-6-46, Claus 13-17-30, Boiman 13-15-28, Waddell 13-4-17, Reynolds 9-5-14, Schobel 7-4-11, Beckham 9-1-10, Sandy 1-1-2, Spencer 1-0-1, Nickey 1-0-1, Gardner 0-0-0, Fuller 0-0-0

Team Totals: 779-401-1180

USUAL STARTING LINEUP	
OFFENSE	
WR	Drew Bennett (83)
LT	Brad Hopkins (72)
LG	Zach Piller (69)
C	Justin Hartwig (77)
RG	Benji Olson (75)
RT	Michael Roos (71)
TE	Erron Kinney (88)
WR	Brandon Jones (81)
FB/TE	Troy Fleming (44)/Ben Troupe (84)
QB	Steve McNair (9)
RB	Chris Brown (29)

DEFENSE	
LE	Kyle Vanden Bosch (93)
LT	Randy Starks (90)
RT	Albert Haynesworth (92)
RE	Antwan Odom (98)
LLB	Peter Sirmon (59)
MLB	Brad Kassell (55)
RLB	Keith Bulluck (53)
LCB	Reynaldo Hill (21)
RCB	Pacman Jones (32)
SS	Tank Williams (25)
FS	Lamont Thompson (28)

SPECIALISTS	
K	Rob Bironas (2)
P	Craig Hentrich (15)

Pro Bowl
All-Pro

GM: Floyd Reese; **Head Coach:** Jeff Fisher
Asst. Coaches: Norm Chow (off. coord.), Jim Schwartz (def. coord.), George Henshaw (asst. head coach/off.), Dave McGinnis (LB), Chuck Cecil (S/nickel), Marty Galbraith (ST asst.), Ned James (off. asst.), Craig Johnson (QB), Alan Lowry (ST), Mike Munchak (OL), Ray Sherman (WR), Sherman Smith (RB), Jim Washburn (DL), Steve Watterson (strength and conditioning), Everett Withers (DB)

AMERICAN FOOTBALL CONFERENCE STANDINGS				
AFC EAST				
	W	L	T	Pct
New England	10	6	0	.625
Miami	9	7	0	.562
Buffalo	5	11	0	.312
N.Y. Jets	4	12	0	.250
AFC NORTH				
	W	L	T	Pct
Cincinnati	11	5	0	.688
* Pittsburgh	11	5	0	.688
Baltimore	6	10	0	.375
Cleveland	6	10	0	.375
AFC SOUTH				
	W	L	T	Pct
Indianapolis	14	2	0	.875
* Jacksonville	12	4	0	.750
Tennessee	4	12	0	.250
Houston	2	14	0	.125
AFC WEST				
	W	L	T	Pct
Denver	13	3	0	.812
Kansas City	10	6	0	.625
San Diego	9	7	0	.562
Oakland	4	12	0	.250

2002 SEASON (11-5 REGULAR SEASON, 1-1 PLAYOFFS) • 1ST PLACE AFC SOUTH

DATE	OPPONENT	SCORE	W/L	ATT
Sep. 8	PHILADELPHIA	27-24	W	68,804
Sep. 15	at Dallas	13-21	L	62,527
Sep. 22	CLEVELAND	28-31*	L	68,804
Sep. 29	at Oakland	25-52	L	58,719
Oct. 6	WASHINGTON	14-31	L	68,804
Oct. 13	JACKSONVILLE	23-14	W	68,804
Oct. 20	BYE			
Oct. 27	at Cincinnati	30-24	W	52,822
Nov. 3	at Indianapolis	23-15	W	56,752
Nov. 10	HOUSTON	17-10	W	68,804
Nov. 17	PITTSBURGH	31-23	W	68,804
Nov. 24	at Baltimore	12-13	L	69,365
Dec. 1	at N.Y. Giants	32-29*	W	78,640
Dec. 8	INDIANAPOLIS	27-17	W	68,804
Dec. 16	NEW ENGLAND	24-7	W	68,809
Dec. 22	at Jacksonville	28-10	W	51,033
Dec. 29	at Houston	13-3	W	70,694
Jan. 11	PITTSBURGH	34-31*	W	68,809
Jan. 19	at Oakland	24-41	L	62,544

* Overtime

	TITANS	OPP
Total First Downs	312	297
Rushing	112	75
Passing	182	197
Penalty	18	25
3rd Down: Made/Att	94/216	76/202
3rd Down Pct.	43.5	37.6
4th Down: Made/Att	9/16	9/18
4th Down Pct.	56.3	50.0
Possession Avg.	32:47	27:13
Total Net Yards	5272	4964
Avg. Per Game	329.5	310.3
Total Plays	1032	974
Avg. Per Play	5.1	5.1
Net Yards Rushing	1952	1424
Avg. Per Game	122.0	89.0
Total Rushes	511	372
Avg. Per Play	3.8	3.8
Net Yards Passing	3320	3540
Avg. Per Game	207.5	221.3
Sacked/Yards Lost	21/121	40/213
Gross Yards	3441	3753
Att./Comp.	500/306	562/339
Completion Pct.	61.2	60.3
Had Intercepted	15	18
Punts/Average	66/41.3	77/41.6
Net Punting Avg.	66/33.9	77/36.2
Penalties/Yards	112/891	99/853
Fumbles/Ball Lost	20/10	22/11
Touchdowns	42	40
Rushing	16	7
Passing	22	27
Returns	4	6

BY PERIODS	1	2	3	4	OT	PTS
Titans	76	127	67	94	3	367
Opponents	72	71	68	110	3	324

SCORING	TD	RU	PA	RT	PAT	FG	S	TP
Nedney	0	0	0	0	36/36	25/31	0	111
George	14	12	2	0			0	86
Mason	5	0	5	0			0	30
K. Dyson	4	0	4	0			0	24
Simon	4	1	3	0			0	24
McNair	3	3	0	0			0	20
Bennett	2	0	2	0			0	12
McCareins	2	0	2	0			0	12
Wycheck	2	0	2	0			0	12
Bulluck	1	0	0	1			0	6
Coady	1	0	0	1			0	6
A. Dyson	1	0	0	1			0	6
Green	1	0	1	0			0	6
Meier	1	0	1	0			0	6
Simon	1	0	0	1			0	6
Titans	42	16	22	4	36/36	25/31	0	367
Opponents	40	7	27	6	36/36	14/21	0	324

2-Pt Conversions: George, McNair, Titans 2-6, Opponents 3-4

RUSHING	No	Yds	Avg	Lg	TD
George	343	1165	3.4	35	12
McNair	82	440	5.4	26	3
Holcombe	47	242	5.1	39	0
Green	21	71	3.4	12	0
McCareins	2	18	9.0	16	0
Simon	9	18	2.0	13	1
Hentrich	1	5	5.0	5	0

PASSING	Att	Cmp	Pct	Yards	Yds/Att	TD	Int	Lg	Sk/Yds	Rating
McNair	492	301	61.2	3387	6.88	22	15	55	21/121	84.0
O'Donnell	5	3	60.0	24	4.80	0	0	0	0/0	72.1
Wycheck	2	1	50.0	13	6.50	0	0	13	0/0	70.8
Hentrich	1	1	100.0	17	17.0	0	0	17	0/0	118.8
Titans	500	306	61.2	3441	6.88	22	15	55	21/121	83.9
Opponents	562	339	60.3	3753	6.68	27	18	75	40/213	82.8

Comella	1	0	0.0	0	0
O'Donnell	3	-3	-1.0	-1	0
K. Dyson	2	-4	-2.0	5	0
Titans	511	1952	3.8	39	16
Opponents	372	1424	3.8	42	7

RECEIVING	No	Yds	Avg	Lg	TD
Mason	79	1012	12.8	40	5
K. Dyson	41	460	11.2	40	4
Wycheck	40	346	8.7	19	2
George	36	255	7.1	14t	2
Bennett	33	478	14.5	53	2
McCareins	19	301	15.8	55	2
Simon	16	167	10.4	42t	3
Kinney	13	173	13.3	31	0
Holcombe	10	91	9.1	18	0
Comella	10	70	7.0	17	0
Green	7	57	8.1	21	1
Meier	1	17	17.0	17t	1
Berlin	1	14	14.0	14	0
Titans	306	3441	11.2	55	22
Opponents	339	3753	11.1	75	27

INTERCEPTIONS	No	Yds	Avg	Lg	TD
Schulters	6	56	9.3	28	0
Simon	3	88	29.3	32t	1
A. Dyson	3	27	9.0	16t	1
Rolle	2	0	0.0	0	0
Coady	1	24	24.0	24t	1
Bulluck	1	5	5.0	5	0
Williams	1	0	0.0	0	0
Mitchell	1	-2	-2.0	-2	0
Titans	18	198	11.0	32t	3
Opponents	15	179	11.9	82t	2

PUNTING	No	Yds	Avg	Net	TB	In	Lg	B
Hentrich	65	2725	41.9	33.9	5	28	56	1
Titans	66	2725	41.3	33.9	5	28	56	1
Opponents	77	3202	41.6	36.2	10	22	61	1

PUNT RETURNS	No	FC	Yds	Avg	Lg	TD
Simon	13	6	113	8.7	30	0
Mason	9	12	60	6.7	21	0
McCareins	6	4	44	7.3	16	0
Titans	28	22	217	7.8	30	0
Opponents	28	19	390	13.9	83t	3

KICKOFF RETURNS	No	Yds	Avg	Lg	TD
Simon	20	371	18.6	29	0
Berlin	13	260	20.0	32	0
McCareins	13	300	23.1	48	0
Kinney	3	41	13.7	25	0
Green	1	10	10.0	10	0
Titans	50	982	19.6	48	0
Opponents	74	1482	20.0	54	0

FIELD GOALS	1-19	20-29	30-39	40-49	50+
Nedney	0/0	9/9	10/12	5/8	1/2
Titans	0/0	9/9	10/12	5/8	1/2
Opponents	1/2	3/3	5/7	4/6	1/3

Nedney: (33G, 47G) (37G, 53G) () () () (40G, 26G, 33G, 32N) (33G, 28G, 46G) (28G, 34G, 39G) (49N, 24G) (39N, 43G) (32G, 37G, 40G, 21G) (54N, 38G) (35G, 29G) (45N, 28G) (46N) (28G, 26G)

Opponents: (30G) () (52N, 33G) (28G) (31G) () (44G) (46N) (51G) (31N, 37N) (26G, 43G) (38G, 36G, 19G) (44G, 44N) () (24G) (50N, 19N, 42G)

SACKS
Carter 10.0, C. Hall 8.0, Ford 3.5, Smith 2.5, Kearsse 2.0, Schulters 2.0, Simon 2.0, Thornton 2.0, Williams 2.0, Bulluck 1.0, A. Dyson 1.0, Godfrey 1.0, Haynesworth 1.0, J. Thomas 1.0
Titans 40.0, Opponents 21.0

TACKLES (Solo-Assists-Total)
Bulluck (116-64-180), Simon (83-47-130), Schulters (75-19-94), Smith (41-32-73), Carter (42-29-71), Hall (43-27-70), Williams (55-14-69), A. Dyson (54-7-61), Haynesworth (31-24-55), Mitchell (40-11-51), Ford (24-21-45), Rolle (37-7-44), Godfrey (27-17-44), Thornton (21-23-44), Chamberlin (14-13-27), Echols (13-6-19), Thomas (11-5-16), Calmus (9-4-13), Aldridge (8-5-13), Coady (10-2-12), Kearsse (6-5-11), Morris (7-2-9), Boiman (1-5-6), Beckham (1-0-1), Kassell (0-1-1)
Team Totals: 769-390-1159

USUAL STARTING LINEUP

OFFENSE

WR Derrick Mason (85)
TE/FB Erron Kinney (88)/Greg Comella (33)
LT Brad Hopkins (72)
LG Zach Piller (69)
C Gennaro DiNapoli (64)
RG Benji Olson (75)
RT Fred Miller (71)
TE Frank Wycheck (89)
WR Kevin Dyson (87)
QB Steve McNair (9)
RB Eddie George (27)

DEFENSE

LE Kevin Carter (93)
LT John Thornton (78)
RT Henry Ford (92)
RE Carlos Hall (97)
LLB Peter Sirmon (59)
MLB Randall Godfrey (56)
RLB Keith Bulluck (53)
LCB Andre Dyson (22)
RCB Samari Rolle (21)
SS Tank Williams (25)
FS Lance Schulters (31)

SPECIALISTS

K Joe Nedney (6)
P Craig Hentrich (15)

Pro Bowl

All-Pro

GM: Floyd Reese; **Head Coach:** Jeff Fisher

Asst. Coaches: Mike Heimerdinger (off. coord.), Jim Schwartz (def. coord.), George Henshaw (asst. head coach/off.), Gunther Cunningham (asst. head coach defense/LB), Chuck Cecil (def. asst.), Ned James (off. asst.), Craig Johnson (QB), Alan Lowry (ST), Mike Munchak (OL), Sherman Smith (RB), Steve Walters (WR), Jim Washburn (DL), Steve Watterson (strength & rehab.), Everett Withers (DB)

AMERICAN FOOTBALL CONFERENCE STANDINGS

AFC EAST	W	L	T	Pct
N.Y. Jets	9	7	0	.562
New England	9	7	0	.562
Miami	9	7	0	.562
Buffalo	8	8	0	.500
AFC NORTH	W	L	T	Pct
Pittsburgh	10	5	1	.656
* Cleveland	9	7	0	.562
Baltimore	7	9	0	.438
Cincinnati	2	14	0	.125
AFC SOUTH	W	L	T	Pct
Tennessee	11	5	0	.688
* Indianapolis	10	6	0	.625
Jacksonville	6	10	0	.375
Houston	4	12	0	.250
AFC WEST	W	L	T	Pct
Oakland	11	5	0	.688
Denver	9	7	0	.562
San Diego	8	8	0	.500
Kansas City	8	8	0	.500

NATIONAL FOOTBALL CONFERENCE STANDINGS

2001 SEASON (7-9 REGULAR SEASON, 0-0 PLAYOFFS) • 3RD PLACE AFC CENTRAL (TIED)

DATE	OPPONENT	SCORE	W/L	ATT
Sep. 9	MIAMI	23-31	L	68,798
Sep. 23	at Jacksonville	6-13	L	65,994
Sep. 30	BYE			
Oct. 7	at Baltimore	7-26	L	69,494
Oct. 14	TAMPA BAY	31-28*	W	68,798
Oct. 21	at Detroit	27-24	W	76,940
Oct. 29	at Pittsburgh	7-34	L	63,763
Nov. 4	JACKSONVILLE	28-24	W	68,798
Nov. 12	BALTIMORE	10-16	L	68,798
Nov. 18	at Cincinnati	20-7	W	63,865
Nov. 25	PITTSBURGH	24-34	L	68,801
Dec. 2	at Cleveland	31-15	W	72,818
Dec. 9	at Minnesota	24-42	L	64,271
Dec.16	GREEN BAY	26-20	W	68,804
Dec. 22	at Oakland	13-10	W	61,934
Dec. 30	CLEVELAND	38-41	L	68,798
Jan. 6	CINCINNATI	21-23	L	68,798

* Overtime

	TITANS	OPP
Total First Downs	288	300
Rushing	87	79
Passing	179	192
Penalty	22	29
3rd Down: Made/Att	98/233	74/212
3rd Down Pct.	42.1	34.9
4th Down: Made/Att	2/15	7/14
4th Down Pct.	13.3	50.0
Possession Avg.	31:29	28:31
Total Net Yards	5352	5515
Avg. Per Game	334.5	344.7
Total Plays	1026	996
Avg. Per Play	5.2	5.5
Net Yards Rushing	1794	1431
Avg. Per Game	112.1	89.4
Total Rushes	468	405
Avg. Per Play	3.8	3.5
Net Yards Passing	3558	4084
Avg. Per Game	222.4	255.3
Sacked/Yards Lost	43/309	32/175
Gross Yards	3867	4259
Att./Comp.	515/307	559/328
Completion Pct.	59.6	58.7
Had Intercepted	17	13
Punts/Average	85/42.0	82/41.3
Net Punting Avg.	85/37.0	82/35.7
Penalties/Yards	119/1025	88/832
Fumbles/Ball Lost	18/11	21/11
Touchdowns	39	46
Rushing	12	17
Passing	23	27
Returns	4	2

BY PERIODS	1	2	3	4	OT	PTS
Titans	84	73	90	86	3	336
Opponents	61	127	74	126	0	388

SCORING	TD	RU	PA	RT	PAT	FG	S	TP
Nedney	0	0	0	0	34/35	20/28	0	94
Mason	10	0	9	1			0	62
K. Dyson	7	0	7	0			0	44
George	5	5	0	0			0	30
McNair	5	5	0	0			0	30
Wycheck	4	0	4	0			0	24
Green	2	1	1	0			0	12
Mitchell	2	0	0	2			0	12
Bennett	1	0	1	0			0	8
Hicks	1	1	0	0			0	6
Kinney	1	0	1	0			0	6
Myers	1	0	0	1			0	6
Fisk	0	0	0	0			1	2
Titans	38	12	23	4	34/35	20/28	1	336
Opponents	46	17	27	2	44/44	22/29	0	388

2-point conversions: Mason, K. Dyson, Bennett, Titans 3-4, Opponents 1-2

RUSHING	No	Yds	Avg	Lg	TD
George	315	939	3.0	27	5
McNair	75	414	5.5	24	5
Hicks	56	341	6.1	51	1
Green	15	71	4.7	21	1
O'Donnell	6	28	4.7	15	0
Wycheck	1	1	1.0	1	0
Titans	468	1794	3.8	51	12
Opponents	405	1431	3.5	48t	17

PASSING	Att	Cmp	Pct	Yards	Yds/Att	TD	Int	Lg	Sk/Yds	Rating
McNair	431	264	61.3	3350	7.77	21	12	71t	37/251	90.2
O'Donnell	76	42	55.3	496	6.53	2	2	35t	6/58	73.1
Volek	3	0	0.0	0	0.00	0	0	0	0/0	39.6
Green	2	0	0.0	0	0.00	0	2	0	0/0	0.0
Hentrich	2	0	0.0	0	0.00	0	1	0	0/0	0.0
Wycheck	1	1	100.0	21	21.00	0	0	21	0/0	118.8
Titans	515	307	59.6	3867	7.51	23	17	71t	43/309	84.2
Opponents	559	328	58.7	4259	7.62	27	13	78	32/175	89.1

RECEIVING	No	Yds	Avg	Lg	TD
Mason	73	1128	15.5	71t	9
Wycheck	60	672	11.2	30	4
K. Dyson	54	825	15.3	68t	7
George	37	279	7.5	25	0
Kinney	25	263	10.5	24	1
Bennett	24	329	13.7	50	1
Green	12	64	5.3	10	1
Sanders	5	74	14.8	22	0
Hicks	5	22	4.4	9	0
McCareins	3	88	29.3	36	0
Meier	3	31	10.3	18	0
Natkin	2	42	21.0	27	0
Berlin	2	28	14.0	19	0
Coleman	1	19	19.0	19	0
Ours	1	3	3.0	3	0
Titans	307	3867	12.6	71t	23
Opponents	328	4259	13.0	78	27

INTERCEPTIONS	No	Yds	Avg	Lg	TD
A. Dyson	3	36	12.0	36	0
Rolle	3	3	1.0	3	0
Bulluck	2	21	10.5	21	0
Robinson	2	13	6.5	13	0
Godfrey	1	5	5.0	5	0
Booker	1	0	0.0	0	0
Favors	1	0	0.0	0	0
Titans	13	78	6.0	36	0
Opponents	17	163	9.6	45t	2

PUNTING	No	Yds	Avg	Net	TB	In	Lg	B
Hentrich	85	3567	42.0	37.0	8	28	70	0
Titans	85	3567	42.0	37.0	8	28	70	0
Opponents	82	3388	41.3	35.7	9	25	58	1

PUNT RETURNS	No	FC	Yds	Avg	Lg	TD
Mason	20	19	128	6.4	20	0
J. Walker	14	4	125	8.9	36	0
McCareins	2	0	29	14.5	18	0
Titans	36	23	282	7.8	36	0
Opponents	36	20	264	7.3	31	0

KICKOFF RETURNS	No	Yds	Avg	Lg	TD
Mason	34	748	22.0	101t	1
Berlin	13	253	19.5	32	0
Coleman	11	251	22.8	34	0
McCareins	4	70	17.5	21	0
J. Walker	3	33	11.0	19	0
Green	2	20	10.0	12	0
Bennett	1	11	11.0	11	0
Kinney	1	13	13.0	13	0
Long	1	10	10.0	10	0
Rolle	1	3	3.0	3	0
Titans	71	1413	19.9	101t	1
Opponents	57	1418	24.9	81	0

FIELD GOALS	1-19	20-29	30-39	40-49	50+
Nedney	0/0	6/6	5/5	8/15	1/2
Titans	0/0	6/6	5/5	8/15	1/2
Opponents	0/0	4/4	15/17	2/7	1/1

Nedney: (51G) (47N, 22G, 43G) (46N) (44G, 45G, 47N, 49G) (38G, 4G, 30G, 46G) (48N) (51N, 46G) (48N, 27G) (41G, 37G) (49G) (29G) (37G) (44N, 24G) (22G, 21G) (31G) ()
Opponents: (37G) (35G, 37N, 39G) (26G, 25G) () (40B, 23G) (48N, 42G, 27G) (38G) (31G, 33G, 30G) () (39G, 47N, 37G) () () (33G, 54G) (40N, 35G, 33N, 42N) (30G, 44G) (30G, 33G, 34G)

SACKS
 Kearse 10.0, Evans 5.5, Fisk 2.5, Carter 2.0, Rolle 2.0, Smith 2.0, Favors 1.5, Morris 1.5, Bulluck 1.0, Chamberlin 1.0, Ford 1.0, Godfrey 1.0, Robinson 1.0
Titans 32.0, Opponents 43.0

TACKLES (Solo-Assists-Total)
 Godfrey (79-32-111), Robinson (58-43-101) Phenix (63-24-87), Evans (53-24-77), Fisk (38-30-68), Kearse (39-25-64), Bulluck (35-29-64), Carter (39-22-61), Favors (34-27-61), A. Dyson (52-6-58), Rolle (52-4-56), Morris (34-12-46), Ford (24-20-44), Jenkins (12-3-15), Porter (26-5-31), Bishop (22-5-27), Mitchell (22-3-25), Salave'a (6-12-18), J. Walker (8-9-17), Smith (8-8-16), Chamberlin (12-3-15), Booker (6-2-8), Myers (2-2-4), Thomas (2-1-3), Green (1-0-1)
Team Totals: 751-352-1103

USUAL STARTING LINEUP

OFFENSE

WR Derrick Mason (85)
 TE/FB Erron Kinney (88)
 LT Brad Hopkins (72)
 LG Zach Piller (69)
C Bruce Matthews (74)
 RG Benji Olson (75)
 RT Fred Miller (71)
 TE Frank Wycheck (89)
 WR Kevin Dyson (87)
 QB Steve McNair (9)
 RB Eddie George (27)

DEFENSE

LE Kevin Carter (93)
 LT Josh Evans (91)
 RT Jason Fisk (97)
RE Jevon Kearse (90)
 LLB Greg Favors (51)
 MLB Randall Godfrey (56)
 RLB Eddie Robinson (55)
 LCB Andre Dyson (22)
 RCB Samari Rolle (21)
 SS Aric Morris (28)
 FS Pery Phenix (35)

SPECIALISTS

K Joe Nedney (6)
 P Craig Hentrich (15)

Pro Bowl

All-Pro

GM: Floyd Reese; **Head Coach:** Jeff Fisher
Asst. Coaches: Mike Heimerdinger (off. coord.), Jim Schwartz (def. coord.), George Henshaw (asst. head coach/off.), Gunther Cunningham (asst. head coach defense/LB), Chuck Cecil (def. asst.), Craig Johnson (off. asst.), Alan Lowry (ST), Mike Munchak (OL), Sherman Smith (RB), Steve Walters (WR), Jim Washburn (DL), Steve Watterson (strength & rehab.), Everett Withers (DB)

AMERICAN FOOTBALL CONFERENCE STANDINGS

AFC EAST	W	L	T	Pct
New England	11	5	0	.688
* Miami	11	5	0	.688
* N.Y. Jets	10	6	0	.625
Indianapolis	6	10	0	.375
Buffalo	3	13	0	.188
AFC CENTRAL	W	L	T	Pct
Pittsburgh	13	3	0	.812
* Baltimore	10	6	0	.625
Cleveland	7	9	0	.438
Tennessee	7	9	0	.438
Jacksonville	6	10	0	.375
Cincinnati	6	10	0	.375
AFC WEST	W	L	T	Pct
Oakland	10	6	0	.625
Seattle	9	7	0	.562
Denver	8	8	0	.500
Kansas City	6	10	0	.375
San Diego	5	11	0	.312

NATIONAL FOOTBALL CONFERENCE STANDINGS

1999 SEASON (13-3 REGULAR SEASON, 3-1 PLAYOFFS) • 2ND PLACE AFC CENTRAL

DATE	OPPONENT	SCORE	W/L	ATT
Sep. 12	CINCINNATI	36-35	W	65,272
Sep. 19	CLEVELAND	26-9	W	65,904
Sep. 26	at Jacksonville	20-19	W	61,502
Oct. 3	at San Francisco	22-24	L	67,447
Oct. 10	BALTIMORE	14-11	W	65,486
Oct. 17	at New Orleans	24-21	W	51,875
Oct. 24	BYE			
Oct. 31	ST. LOUIS	24-21	W	66,415
Nov. 7	at Miami	0-17	L	74,109
Nov. 14	at Cincinnati	24-14	W	46,017
Nov. 21	PITTSBURGH	16-10	W	66,619
Nov. 28	at Cleveland	33-21	W	72,008
Dec. 5	at Baltimore	14-41	L	67,854
Dec. 9	OAKLAND	21-14	W	66,357
Dec. 19	ATLANTA	30-17	W	66,196
Dec. 26	JACKSONVILLE	41-14	W	66,641
Jan. 2	at Pittsburgh	47-36	W	48,025
Jan. 8	BUFFALO	22-16	W	66,782
Jan. 16	at Indianapolis	19-16	W	57,097
Jan. 23	at Jacksonville	33-14	W	75,206
Jan. 30	ST. LOUIS	16-23	L	72,625

* Overtime

	TITANS	OPP
Total First Downs	294	300
Rushing	109	81
Passing	167	193
Penalty	18	26
3rd Down: Made/Att	83/217	70/200
3rd Down Pct.	38.2	35.0
4th Down: Made/Att	7/12	4/14
4th Down Pct.	58.3	28.6
Possession Avg.	31:30	28:30
Total Net Yards	5296	5245
Avg. Per Game	331.0	327.8
Total Plays	1011	994
Avg. Per Play	5.2	5.3
Net Yards Rushing	1811	1550
Avg. Per Game	113.2	96.9
Total Rushes	459	383
Net Yards Passing	3485	3695
Avg. Per Game	217.8	230.9
Sacked/Yards Lost	25/137	54/305
Gross Yards	3622	4000
Att./Comp.	527/304	557/312
Completion Pct.	57.7	56.0
Had Intercepted	13	16
Punts/Average	90/42.5	80/42.9
Net Punting Avg.	90/38.1	80/37.2
Penalties/Yards	114/1069	128/1010
Fumbles/Ball Lost	17/9	39/24
Touchdowns	46	39
Rushing	19	8
Passing	23	26
Returns	4	5

BY PERIODS	1	2	3	4	OT	PTS
Titans	113	97	85	97	0	392
Opponents	44	93	103	84	0	324

SCORING	TD	RU	PA	RT	PAT	FG	S	TP
Del Greco	0	0	0	0	43/43	21/25	0	106
E. George	13	9	4	0	0	0	0	78
McNair	8	8	0	0	0	0	0	48
Dyson	4	0	4	0	0	0	0	24
Thigpen	4	0	4	0	0	0	0	24
Neal	3	1	2	0	0	0	0	18
Roan	3	0	3	0	0	0	0	18
Byrd	2	0	2	0	0	0	0	12
Wycheck	2	0	2	0	0	0	0	12
Harris	1	0	1	0	0	0	0	8
Kearse	1	0	0	1	0	0	0	6
Mason	1	0	0	1	0	0	0	6
Mitchell	1	0	0	1	0	0	0	6
Sanders	1	0	1	0	0	0	0	6
Thomas	1	1	0	0	0	0	0	6
Walker	1	0	0	1	0	0	0	6
Thornton	0	0	0	0	1	2	2	2
Titans	46	19	23	4	43/43	21/25	4	392
Opponents	39	8	26	5	33/33	15/22	2	324

2-point conversions: Harris, Titans 1-3, Opponents 4-6

RUSHING	No	Yds	Avg	Lg	TD
E. George	320	1304	4.1	40	9
McNair	72	337	4.7	38	8
Thomas	43	164	3.8	22	1
Dyson	1	3	3.0	3	0
Hentrich	2	1	0.5	1	0

PASSING	Att	Cmp	Pct	Yards	Yds/Att	TD	Int	Lg	Sk/Yds	Rating
McNair	331	187	56.5	2179	6.58	12	8	65t	16/74	78.6
O'Donnell	195	116	59.5	1382	7.09	10	5	54t	9/63	87.6
Wycheck	1	1	100.0	61	61.00	1	0	61t	0/0	158.3
Titans	527	304	57.7	3622	6.87	23	13	65t	25/137	83.1
Opponents	557	312	56.0	4000	7.18	26	16	78t	54/305	82.3

Neal	2	1	0.5	1t	1
O'Donnell	19	1	0.1	4	0
Titans	459	1811	3.9	40	19
Opponents	383	1550	4.0	72	8

RECEIVING	No	Yds	Avg	Lg	TD
Wycheck	69	641	9.3	35	2
Dyson	54	658	12.2	47t	4
E. George	47	458	9.7	54t	4
Thigpen	38	648	17.1	35	4
Harris	26	297	11.4	62t	1
Sanders	20	336	16.8	48t	1
Byrd	14	261	18.6	65t	2
Roan	9	93	10.3	24t	3
Thomas	9	72	8.0	26	0
Mason	8	89	11.1	31	0
Neal	7	27	3.9	8	2
Kent	3	42	14.0	25	0
Titans	304	3622	11.9	65t	23
Opponents	312	4000	12.8	78t	26

INTERCEPTIONS	No	Yds	Avg	Lg	TD
Rolle	4	65	16.3	30	0
Sidney	3	12	4.0	7	0
Holmes	2	17	8.5	19	0
Dorsett	1	43	43.0	43	0
Mitchell	1	42	42.0	42t	1
Bowden	1	29	29.0	29	0
Walker	1	27	27.0	27	0
Fisk	1	17	17.0	17	0
Robertson	1	3	3.0	3	0
Jackson	1	2	2.0	2	0
Titans	16	257	16.1	43	1
Opponents	13	227	17.5	47t	2

PUNTING	No	Yds	Avg	Net	TB	In	Lg	B
Hentrich	90	3824	42.5	38.1	3	35	78	0
Titans	90	3824	42.5	38.1	3	35	78	0
Opponents	80	3435	42.9	37.2	5	25	72	2

PUNT RETURNS	No	FC	Yds	Avg	Lg	TD
Mason	26	15	225	8.7	65t	1
Preston TM	8	2	59	7.4	12	0
Byrd	2	0	8	4.0	8	0
S. George	1	0	18	18.0	18	0
Rolle	1	0	23	23.0	23	0
Sidney	1	0	4	4.0	4	0
Thigpen	1	0	21	21.0	21	0
Titans	40	17	358	9.0	65t	1
Opponents	45	22	335	7.4	32	0

KICKOFF RETURNS	No	Yds	Avg	Lg	TD
Mason	41	805	19.6	41	0
Preston TM	5	119	23.8	29	0
S. George	4	63	15.8	22	0
Byrd	2	16	8.0	9	0
Kent	2	24	12.0	13	0
Neal	2	15	7.5	14	0
Titans	56	1042	18.6	41	0
Opponents	76	1596	21.0	99t	2

FIELD GOALS	1-19	20-29	30-39	40-49	50+
Del Greco	1/1	8/8	7/9	4/6	1/1
Titans	1/1	8/8	7/9	4/6	1/1
Opponents	0/0	4/4	4/7	6/9	1/2

Del Greco: (50G, 33G) (35G,44N) (44G, 48G) (21G, 22G,28G) () (42N,19G) (27G) (33N) (26G) () (27G,31G, 37N) (39G,33G) () (38G,27G,43N) (30G,20G) (42G)
Opponents: (33G,38G) (41G) (42G) (39G) (44G,46G,50G) (24G,42G) (54N,38N) (43N,46G) (32N) (44N,24G) () (21G,27G) (32N,45N) (32G) () ()

SACKS
 Kearse 14.5, Robinson 6.0, Ford 5.5, Thornton 4.5, Fisk 4.0, Holmes 4.0, Bowden 3.5, Evans 3.5, Rolle 3.0, Bishop 2.5, Jones 1.0, Frederick 0.5, Jackson 0.5, Robertson 0.5, Wortham 0.5
Titans 54.0, Opponents 25.0

TACKLES (Solo-Assists-Total)
 Bishop (80-33-113), Robinson (84-49-113), Robertson (64-28-92), Kearse (59-26-85), Bowden (54-27-81), Wortham (50-31-81), Fisk (41-39-80), Rolle (57-13-70), Walker (47-9-56), Evans (26-28-54), Ford (26-15-41), Phenix (32-7-39), Sidney (34-5-39), Holmes (20-18-38), Thornton (23-10-33), Killens (13-12-25), Jackson (18-4-22), Colman (12-9-21), Jones (12-7-19), Dorsett (10-1-11), Frederick (2-8-10), Salave'a (4-6-10), Mitchell (6-1-7), McCullough (3-0-3)
Team Totals: 760-383-1143

USUAL STARTING LINEUP

OFFENSE
 WR Kevin Dyson (87)
 LT Brad Hopkins (72)
LG Bruce Matthews (74)
 C Kevin Long (60)
 RG Benji Olson (75)
 RT Jon Runyan (69)
TE Frank Wycheck (89)
 WR Yancey Thigpen (82)
 QB Steve McNair (9)
RB Eddie George (27)
 FB Lorenzo Neal (41)

DEFENSE
LE Jevon Kearse (90)
 LT Josh Evans (91)
 RT Jason Fisk (97)
 RE Kenny Holmes (99)
 LLB Eddie Robinson (55)
 MLB Barron Wortham (80)
 RLB Joe Bowden (58)
 LCB Denard Walker (25)
 RCB Samari Rolle (21)
 SS Blaine Bishop (23)
 FS Marcus Robertson (31)

SPECIALISTS
 K Al Del Greco (3)
 P Craig Hentrich (15)

Pro Bowl

All-Pro

GM: Floyd Reese; **Head Coach:** Jeff Fisher
Asst. Coaches: George Henshaw (asst. head coach/run game), Les Steckel (off. coord.), Gregg Williams (def. coord.), Bart Andrus (QB), O'Neill Gilbert (LB), Jerry Gray (DB), Alan Lowry (ST), Mike Munchak (OL), Jim Schwartz (def. asst.), Sherman Smith (RB), Steve Walters (WR), Jim Washburn (DL), Steve Watterson (strength & rehab.)

AMERICAN FOOTBALL CONFERENCE STANDINGS

AFC EAST	W	L	T	Pct
Indianapolis	13	3	0	.813
* Buffalo	11	5	0	.688
* Miami	9	7	0	.563
N.Y. Jets	8	8	0	.500
New England	8	8	0	.500
AFC CENTRAL	W	L	T	Pct
Jacksonville	14	2	0	.875
* Tennessee	13	3	0	.813
Baltimore	8	8	0	.500
Pittsburgh	6	10	0	.375
Cincinnati	4	12	0	.250
Cleveland	2	14	0	.125
AFC WEST	W	L	T	Pct
Seattle	9	7	0	.563
Kansas City	9	7	0	.563
Oakland	8	8	0	.500
San Diego	8	8	0	.500
Denver	6	10	0	.375

NATIONAL FOOTBALL CONFERENCE STANDINGS

NFC EAST	W	L	T	Pct
Washington	10	6	0	.625
* Dallas	8	8	0	.500
N.Y. Giants	7	9	0	.438
Arizona	6	10	0	.375
Philadelphia	5	11	0	.313
NFC CENTRAL	W	L	T	Pct
Tampa Bay	11	5	0	.688
* Minnesota	10	6	0	.625
* Detroit	8	8	0	.500
Green Bay	8	8	0	.500
Chicago	6	10	0	.375
NFC WEST	W	L	T	Pct
St. Louis	13	3	0	.813
Carolina	8	8	0	.500
Atlanta	5	11	0	.313
San Francisco	4	12	0	.250
New Orleans	3	13	0	.188

* Wild Card for Playoffs

1998 SEASON (8-8 REGULAR SEASON, 0-0 PLAYOFFS) • 2ND PLACE AFC CENTRAL

DATE	OPPONENT	SCORE	W/L	ATT
Sep. 6	at Cincinnati	23-14	W	55,848
Sep.13	SAN DIEGO	7-13	L	41,089
Sep. 20	at New England	16-27	L	59,973
Sep. 27	JACKSONVILLE	22-27	L	34,656
Oct. 4	BYE			
Oct. 11	at Baltimore	12-8	W	68,561
Oct. 18	CINCINNATI	44-14	W	33,288
Oct. 25	CHICAGO	20-23	L	40,089
Nov. 1	at Pittsburgh	41-31	W	58,222
Nov. 8	at Tampa Bay	31-22	W	65,054
Nov. 15	PITTSBURGH	23-14	W	41,104
Nov. 22	NY JETS	3-24	L	37,084
Nov. 29	at Seattle	18-20	L	59,048
Dec. 6	BALTIMORE	16-14	W	31,124
Dec. 13	at Jacksonville	16-13	W	65,657
Dec. 20	at Green Bay	22-30	L	59,888
Dec. 26	MINNESOTA	16-26	L	41,121

	TITANS	OPP
Total First Downs	308	279
Rushing	118	81
Passing	171	170
Penalty	19	28
3rd Down: Made/Att	84/210	76/201
3rd Down Pct.	40.0	37.8
4th Down: Made/Att	4/11	3/16
4th Down Pct.	36.4	18.8
Possession Avg.	31:41	28:20
Total Net Yards	5261	5121
Avg. Per Game	328.8	320.1
Total Plays	1016	955
Avg. Per Play	5.2	5.4
Net Yards Rushing	1970	1610
Avg. Per Game	123.1	100.6
Total Rushes	462	414
Net Yards Passing	3291	3511
Avg. Per Game	205.7	219.4
Sacked/Yards Lost	35/191	30/172
Gross Yards	3482	3683
Att./Comp.	519/305	511/319
Completion Pct.	58.8	62.4
Had Intercepted	10	12
Punts/Average	69/47.2	74/43.1
Net Punting Avg.	69/39.2	74/37.2
Penalties/Yards	126/1135	93/704
Fumbles/Ball Lost	25/9	11/7
Touchdowns	32	34
Rushing	12	9
Passing	16	24
Returns	4	1

BY PERIODS	1	2	3	4	OT	PTS
Oilers	54	112	71	93	0	380
Opponents	58	69	87	106	0	320

SCORING	TD	RU	PA	RT	PAT	FG	S	TP
Del Greco	0	0	0	0	28/28	36/39	0	136
E. George	6	5	1	0			0	38
McNair	4	4	0	0			0	24
Davis	3	0	3	0			0	18
Mason	3	0	3	0			0	18
Thigpen	3	0	3	0			0	18
Bowden	2	0	0	2			0	12
Dyson	2	0	2	0			0	12
Harris	2	0	2	0			0	12
Thomas	2	2	0	0			0	12
Wycheck	2	0	2	0			0	12
Archie	1	1	0	0			0	6
Marts	1	0	0	1			0	6
Roan	1	0	0	1			0	6
Hentrich	0	0	0	0	0/0	0/1	0	0
Oilers	32	12	16	4	28/28	36/40	0	330
Opponents	34	9	24	1	29/29	25/30	2	320

2-point conversions: E. George, Oilers 1-4, Opponents 4-5

RUSHING	No	Yds	Avg	Lg	TD
E. George	348	1294	3.7	37t	5
McNair	77	559	7.3	71t	4
Thomas	24	100	4.2	21	2
Archie	6	24	4.0	20	1
Dyson	1	4	4.0	4	0
Stepnoski	1	0	0.0	0	0
Hentrich	1	-1	-1.0	-1	0
Krieg	3	-1	-3	0	0

PASSING	Att	Cmp	Pct	Yards	Yds/Att	TD	Int	Lg	Sk/Yds	Rating
McNair	492	289	58.7	3228	6.56	15	10	47	33/176	80.1
Krieg	21	12	57.1	199	9.48	0	0	55	2/15	89.2
S. Matthews	3	2	66.7	24	8.00	0	0	13	0/0	91.0
Archie	2	1	50.0	18	9.00	1	0	18t	0/0	120.8
Hentrich	1	1	100.0	13	13.00	0	0	13	0/0	118.8
Oilers	519	305	58.8	3482	6.71	16	10	55	35/191	81.3
Opponents	511	319	62.4	3683	7.21	24	12	76t	30/172	90.0

Sanders	1	-9	-9.0	-9	0
Oilers	462	1970	4.3	71t	12
Opponents	414	1610	3.9	66	9

RECEIVING	No	Yds	Avg	Lg	TD
Wycheck	70	768	11.0	38	2
Harris	43	412	9.6	32	2
Thigpen	38	493	13.0	55	3
E. George	37	310	8.4	29	1
Davis	32	461	14.4	38	3
Mason	25	333	13.3	47	3
Dyson	21	263	12.5	45t	2
Roan	13	93	7.2	16	0
Byrd	6	71	11.8	18	0
Thomas	6	55	9.2	20	0
Sanders	5	136	27.2	46	0
Archie	5	25	5.0	7	0
Kent	4	62	15.5	23	0
Oilers	305	3482	11.4	55	16
Opponents	319	3683	11.5	76t	24

INTERCEPTIONS	No	Yds	Avg	Lg	TD
Lewis	4	40	10.0	33	0
D. Walker	2	6	3.0	6	0
Marts	1	27	27.0	27t	1
Bishop	1	13	13.0	13	0
Robinson	1	11	11.0	11	0
Bowden	1	1	1.0	1t	1
Jackson	1	0	0.0	0	0
Robertson	1	0	0.0	0	0
Oilers	12	98	8.2	33	2
Opponents	10	88	8.8	34	1

PUNTING	No	Yds	Avg	Net	TB	In	Lg	B
Hentrich	69	3258	47.2	39.2	11	18	71	0
Oilers	69	3258	47.2	39.2	11	18	71	0
Opponents	74	3190	43.1	37.2	8	25	67	1

PUNT RETURNS	No	FC	Yds	Avg	Lg	TD
Mason	31	11	228	7.4	25	0
Archie	7	6	52	7.4	22	0
Oilers	38	17	280	7.4	25	0
Opponents	34	16	332	9.8	43	0

KICKOFF RETURNS	No	Yds	Avg	Lg	TD
Mason	42	913	21.7	50	0
Archie	8	154	19.3	26	0
Thomas	3	64	21.3	39	0
Harris	1	3	3.0	3	0
Roan	1	4	4.0	11	0
Wycheck	1	10	10.0	10	0
Oilers	56	1148	20.5	50	0
Opponents	55	1114	20.3	47	0

FIELD GOALS	1-19	20-29	30-39	40-49	50+
Del Greco	1/1	8/8	15/15	12/15	0/0
Hentrich	0/0	0/0	0/0	0/1	0/0
Oilers	1/1	8/8	15/15	12/16	0/0
Opponents	1/1	7/7	7/10	9/9	1/3

Del Greco: (38G, 31G, 48G, 47G) () (34G, 26G, 45G) (34G, 32G, 32G) (26G, 42N, 29G) (35G, 38G, 42G) (29G, 19G) (43N, 32G) (45G, 41N) (46G, 24G, 22G) (34G) (26G, 30G, 43G, 42G) (48G, 48G, 34G) (28G, 30G, 41G) () (36G, 33G, 45G)
Hentrich: () () () () () (49B) () () () () () () () () () ()
Opponents: () (48G, 23G, 51N) (43G, 41G) (18G, 36G) (21G, 45G) () (39G, 26G, 34N, 33G) (52N) (46G, 30G, 24G) (36B) (39N, 43G) (50G, 48G) () (21G, 29G) (38G, 40G, 40G) (39G, 23G, 39G)

SACKS
 Marts 4.0, Evans 3.5, Robinson 3.5, Bishop 3.0, Holmes 2.5, Cook 2.0, Lyons 2.0, Rolle 2.0, Bowden 1.5, Ford 1.5, Jackson 1.5, Lewis 1.0, Salave'a 1.0, G. Walker 1.0
Oilers 30.0, Opponents 35.0

TACKLES (Solo-Assists-Total)
 Bowden (88-57-145), Robinson (80-58-139), Bishop (74-42-116), D. Walker (71-20-91), Marts (52-33-85), Lewis (62-19-81), G. Walker (47-31-78), Robertson (46-29-75), Jackson (48-24-72), Evans (31-23-54), Lyons (25-22-47), Holmes (21-25-46), Ford (22-17-39), Rolle (22-8-30), Phenix (17-11-28), Cook (16-10-26), Robertson (10-15-25), Sidney (17-2-19), Salave'a (11-3-14), Wortham (5-4-9), Dorsett (4-4-8), Killens (4-5-9), Jones (1-1-2), McCullough (1-0-1), Stallings (0-1-1), Sutton (1-0-1)
Team Totals: 776-465-1241

USUAL STARTING LINEUP

OFFENSE
 WR Willie Davis (84)
 LT Brad Hopkins (72)
LG Bruce Matthews (74)
 C Mark Stepnoski (53)
 RG Jason Layman (66)
 RT Jon Runyan (75)
 TE Jackie Harris (88)
 WR Yancey Thigpen (82)
 QB Steve McNair (9)
RB Eddie George (27)
TE Frank Wycheck (89)

DEFENSE
 LE Pratt Lyons (98)
 LT Gary Walker (96)
 RT Henry Ford (92)
 RE James Roberson (90)
 LLB Lonnie Marts (51)
 MLB Joe Bowden (58)
 RLB Eddie Robinson (55)
 LCB Denard Walker (25)
 RCB Darryll Lewis (29)
 SS Blaine Bishop (23)
 FS Marcus Robertson (31)

SPECIALISTS
 K Al Del Greco (3)
P Craig Hentrich (15)

Pro Bowl
 All-Pro

GM: Floyd Reese; **Head Coach:** Jeff Fisher
Asst. Coaches: Les Steckel (off. coord.), Gregg Williams (def. coord.), Bart Andrus (off. asst./QB), Greg Brown (DB), O'Neill Gilbert (LB), Jerry Gray (def. asst./nickel), George Henshaw (off. line/TE), Alan Lowry (WR), Mike Munchak (OL), Rex Norris (DL), Russ Purnell (ST), Sherman Smith (RB), Steve Watterson (strength & rehab.)

AMERICAN FOOTBALL CONFERENCE STANDINGS

AFC EAST	W	L	T	Pct
N.Y. Jets	12	4	0	.625
* Miami	10	6	0	.625
* Buffalo	10	6	0	.625
* New England	9	7	0	.563
Indianapolis	3	13	0	.188
AFC CENTRAL	W	L	T	Pct
Jacksonville	11	5	0	.688
Tennessee	8	8	0	.500
Pittsburgh	7	9	0	.438
Baltimore	6	10	0	.375
Cincinnati	3	13	0	.188
AFC WEST	W	L	T	Pct
Denver	14	2	0	.875
Oakland	8	8	0	.500
Seattle	8	8	0	.500
Kansas City	7	9	0	.438
San Diego	5	11	0	.313

NATIONAL FOOTBALL CONFERENCE STANDINGS

NFC EAST	W	L	T	Pct
Dallas	10	6	0	.625
* Arizona	9	7	0	.563
N.Y. Giants	8	8	0	.500
Washington	6	10	0	.375
Philadelphia	3	13	0	.188
NFC CENTRAL	W	L	T	Pct
Minnesota	15	1	0	.938
* Green Bay	11	5	0	.688
Tampa Bay	8	8	0	.500
Detroit	5	11	0	.313
Chicago	4	12	0	.250
NFC WEST	W	L	T	Pct
Atlanta	14	2	0	.875
* San Francisco	12	4	0	.750
New Orleans	6	10	0	.375
Carolina	4	12	0	.250
St. Louis	4	12	0	.250

* Wild Card for Playoffs

1997 SEASON (8-8 REGULAR SEASON, 0-0 PLAYOFFS) • 3RD PLACE AFC CENTRAL

DATE	OPPONENT	SCORE	W/L	ATT
Aug. 31	OAKLAND	24-21*	W	30,171
Sep. 7	at Miami	13-16*	L	64,439
Sep. 14	BYE			
Sep. 21	BALTIMORE	10-36	L	17,737
Sep. 28	at Pittsburgh	24-37	L	57,507
Oct. 5	at Seattle	13-16	L	49,897
Oct. 12	CINCINNATI	30-7	W	17,071
Oct. 19	WASHINGTON	28-14	W	31,042
Oct. 26	at Arizona	41-14	W	44,030
Nov. 2	JACKSONVILLE	24-30	L	27,208
Nov. 9	NY GIANTS	10-6	W	26,744
Nov. 16	at Jacksonville	9-17	L	70,070
Nov. 23	BUFFALO	31-14	W	23,571
Nov. 27	at Dallas	27-14	W	63,421
Dec. 4	at Cincinnati	14-41	L	49,086
Dec. 14	at Baltimore	19-21	L	60,558
Dec. 21	PITTSBURGH	16-6	W	50,677

* Overtime

	TITANS	OPP
Total First Downs	288	292
Rushing	130	79
Passing	136	193
Penalty	22	20
3rd Down: Made/Att	92/219	80/205
3rd Down Pct.	42.0	39.0
4th Down: Made/Att	9/14	9/20
4th Down Pct.	64.3	45.0
Possession Avg.	31:27	28:33
Total Net Yards	4919	5231
Avg. Per Game	307.4	326.9
Total Plays	993	992
Avg. Per Play	5.0	5.3
Net Yards Rushing	2414	1573
Avg. Per Game	150.9	98.3
Total Rushes	541	414
Net Yards Passing	2505	3658
Avg. Per Game	156.6	228.6
Sacked/Yards Lost	32/199	35/240
Gross Yards	2704	3898
Att./Comp.	420/220	543/321
Completion Pct.	52.4	59.1
Had Intercepted	13	14
Punts/Average	74/41.6	69/43.6
Net Punting Avg.	74/35.3	69/38.0
Penalties/Yards	103/814	94/830
Fumbles/Ball Lost	31/13	32/18
Touchdowns	36	35
Rushing	17	12
Passing	15	21
Returns	4	2

BY PERIODS	1	2	3	4	OT	PTS
Oilers	74	107	55	94	3	333
Opponents	54	93	77	83	3	310

SCORING	TD	RU	PA	RT	PAT	FG	S	TP
Del Greco	0	0	0	0	32/32	27/35	0	113
McNair	8	8	0	0	0	0	0	48
E. George	7	6	1	0	0	0	0	44
Wycheck	4	0	4	0	0	0	0	25
Davis	4	0	4	0	0	0	0	24
Sanders	3	0	3	0	0	0	0	18
Thomas	3	3	0	0	0	0	0	18
Robertson	2	0	0	2	0	0	0	12
Kent	1	0	1	0	0	0	0	6
D. Lewis	1	0	0	1	0	0	0	6
Norgard	1	0	1	0	0	0	0	6
Russell	1	0	1	0	0	0	0	6
D. Walker	1	0	0	1	0	0	0	6
Oilers	36	17	15	7	32/32	27/35	0	333
Opponents	35	12	21	2	34/34	22/30	0	310

2-point conversions: E. George, Wycheck, Oilers 2-4, Opponents 0-1

RUSHING	No	Yds	Avg	Lg	TD
E. George	357	1399	3.9	30	6
McNair	101	674	6.7	47	8
Thomas	67	310	4.6	25t	3
Harmon	8	30	3.8	14	0
Roby	1	12	12.0	12	0
Ritchey	1	6	6.0	6	0
Krieg	4	-2	-0.5	0	0
Mason	1	-7	-7.0	-7	0
Sanders	1	-8	-8.0	-8	-
Oilers	541	2414	4.5	47	17
Opponents	414	1573	3.8	77t	12

PASSING	Att	Cmp	Pct	Yards	Yds/Att	TD	Int	Lg	Sk/Yds	Rating
McNair	415	216	52.0	2665	6.42	14	13	85t	31/190	70.4
Krieg	2	1	50.0	2	1.0	0	0	2	0/0	56.3
Ritchey	2	2	100.0	15	7.5	0	0	11	1/9	97.9
Davis	1	1	100.0	22	22.0	1	0	22t	0/0	158.3
Oilers	420	220	52.4	2704	6.44	15	13	55t	32/199	71.6
Opponents	543	321	59.1	3898	7.18	21	14	59t	35/240	83.4

RECEIVING	No	Yds	Avg	Lg	TD
Wycheck	63	748	11.9	42	4
Davis	43	564	13.1	46	4
Sanders	31	498	16.1	55t	3
Harmon	16	189	11.8	27	0
Mason	14	186	13.3	38	0
Thomas	14	111	7.9	22	0
Roan	12	159	13.3	26	0
Russell	12	141	11.8	23	1
E. George	7	44	6.3	15	1
Kent	6	55	9.2	19	1
R. Lewis	1	7	7.0	7	0
Norgard	1	2	2.0	2t	1
Oilers	220	2704	12.3	55t	15
Opponents	321	3898	12.1	59t	21

INTERCEPTIONS	No	Yds	Avg	Lg	TD
Robertson	5	127	25.4	48	0
D. Lewis	5	115	23.0	47t	1
D. Walker	2	53	26.5	39t	1
R. Jones	1	24	24.0	24	0
Bowden	1	9	9.0	9	0
Bishop	0	0	0.0	0	0
Oilers	14	328	23.4	48	2
Opponents	13	48	3.7	24	0

PUNTING	No	Yds	Avg	Net	TB	In	Lg	B
Roby	73	3049	41.8	35.6	1	25	59	0
Del Greco	1	32	32.0	12.0	1	0	32	0
Oilers	74	3081	41.6	35.3	2	25	59	0
Opponents	69	3007	43.6	38.0	7	22	64	0

PUNT RETURNS	No	FC	Yds	Avg	Lg	TD
Gray	17	10	144	8.5	30	0
Mason	13	3	95	7.3	29	0
Archie	1	0	5	5.0	5	0
Robertson	1	0	0	0.0	0	0
Oilers	32	13	244	7.6	30	0
Opponents	36	23	430	11.9	52	0

KICKOFF RETURNS	No	Yds	Avg	Lg	TD
Mason	26	551	21.2	54	0
Thomas	17	346	20.4	33	0
Gray	8	185	23.1	33	0
Archie	2	24	12.0	15	0
Roan	2	20	10.0	12	0
Harmon	1	16	16.0	16	0
Layman	1	5	5.0	5	0
Wycheck	1	3	3.0	3	0
Oilers	58	1150	19.8	54	0
Opponents	71	1528	21.5	51	0

FIELD GOALS	1-19	20-29	30-39	40-49	50+
Del Greco	2/2	6/6	10/11	7/14	2/2
Oilers	2/2	6/6	10/11	7/14	2/2
Opponents	0/0	7/9	8/9	7/11	0/1

Del Greco: (30G, 37G, 33G) (24G, 37G, 43N) (45G, 41N) (43N, 37G, 47G, 26G) (37G, 43G) (40N, 47G, 45G, 19G) () (52G, 42G) (33N, 36G, 41N) (31G, 44N) (41N, 35G) (51G) (29G, 19G) () (25G, 40G) (34G, 29G, 26G)

Opponents: (46N) (25N, 23G, 22G, 29G) (38G, 46N, 42G, 49G, 34G, 36G) (48N, 48G, 25G, 44G) (38G) () (43N) () (30G, 30G, 37G) (42G, 40G) (23G) (36B) () (26G, 40G) (50B, 27B) (23G, 36G)

SACKS
Holmes 7.0, G. Walker 7.0, Ford 5.0, Bowden 2.5, Lyons 2.5, Evans 2.0, Hall 2.0, Robertson 2.0, Bishop 1.5, S. Jackson 1.0, L. Jones 1.0, Marts 1.0, Stewart 0.5
Oilers 35.0, Opponents 32.0

TACKLES (Solo-Assists-Total)
Wortham (61-36-97), Bowden (53-31-84), Bishop 68-14-82), D. Walker (56-12-68), Robertson (44-18-62), Lewis (48-11-59), Ford (38-12-50), Marts 39-11-50), G. Walker 31-13-44), Jackson (34-7-41), Cook (25-8-33), Holmes (28-5-33), Stewart (26-6-32), Evans (23-3-26), L. Jones (21-5-26), Robertson (16-9-25), Lyons (12-8-20), Barnes (9-2-11), Dorsett (5-3-8), Hall (6-2-8), Robinson (7-1-8), McCullough (4-0-4), Halapin (3-0-3), R. Jones (2-0-2), Killens (1-0-1), Thomas (1-0-1)
Team Totals: 661-217-878

USUAL STARTING LINEUP

OFFENSE
WR Chris Sanders (81)
LT Brad Hopkins (72)
LG Bruce Matthews (74)
C Mark Stepanoski (53)
RG Kevin Donnalley (77)
RT Jon Runyan (75)
TE Frank Wycheck (88)
WR Willie Davis (84)
QB Steve McNair (9)
RB Eddie George (27)
HB Michael Roan (80)

DEFENSE
LE Anthony Cook (78)
LT Gary Walker (96)
RT Henry Ford (92)
RE James Roberson (90)
LLB Joe Bowden (58)
MLB Barron Wortham (52)
RLB Lonnie Marts (56)
LCB Denard Walker (25)
RCB Darryll Lewis (29)
SS Blaine Bishop (23)
FS Marcus Robertson (31)

SPECIALISTS
K Al Del Greco (3)
P Reggie Roby (7)

Pro Bowl
All-Pro

GM: Floyd Reese; **Head Coach:** Jeff Fisher
Asst. Coaches: Les Steckel (off. coord./QB), Gregg Williams (def. coord.), Bart Andrus (off. asst./qual. control), Greg Brown (DB), O'Neill Gilbert (LB), Jerry Gray (def. asst./qual. control), George Henshaw (off. line/TE), Alan Lowry (WR), Mike Munchak (OL), Rex Norris (DL), Russ Purnell (ST), Sherman Smith (RB), Steve Watterson (strength & rehab.)

AMERICAN FOOTBALL CONFERENCE STANDINGS

AFC EAST	W	L	T	Pct
New England	10	6	0	.625
* Miami	9	7	0	.563
N.Y. Jets	9	7	0	.563
Buffalo	6	10	0	.375
Indianapolis	3	13	0	.188
AFC CENTRAL	W	L	T	Pct
Pittsburgh	11	5	0	.688
* Jacksonville	11	5	0	.688
Tennessee	8	8	0	.500
Cincinnati	7	9	0	.438
Baltimore	6	9	1	.406
AFC WEST	W	L	T	Pct
Kansas City	13	3	0	.813
* Denver	12	4	0	.750
Seattle	8	8	0	.500
Oakland	4	12	0	.250
San Diego	4	12	0	.250

NATIONAL FOOTBALL CONFERENCE STANDINGS

NFC EAST	W	L	T	Pct
N.Y. Giants	10	5	1	.656
Washington	8	7	1	.531
Philadelphia	6	9	1	.406
Dallas	6	10	0	.375
Arizona	4	12	0	.250
NFC CENTRAL	W	L	T	Pct
Green Bay	13	3	0	.813
* Tampa Bay	10	6	0	.625

1996 SEASON (8-8 REGULAR SEASON, 0-0 PLAYOFFS) • 3RD PLACE AFC CENTRAL (TIED)

DATE	OPPONENT	SCORE	W/L	ATT
Sep. 1	KANSAS CITY	19-20	L	27,725
Sep. 8	at Jacksonville	34-27	W	66,468
Sep. 15	BALTIMORE	29-13	W	20,082
Sep. 22	BYE			
Sep. 29	at Pittsburgh	16-30	L	58,608
Oct. 6	at Cincinnati	30-27*	W	44,680
Oct. 13	at Atlanta	23-13	W	35,401
Oct. 20	PITTSBURGH	23-13	W	50,337
Oct. 27	SAN FRANCISCO	9-10	L	53,664
Nov. 3	at Seattle	16-23	L	36,320
Nov. 10	at New Orleans	31-14	W	34,121
Nov. 17	MIAMI	20-23	L	47,358
Nov. 24	CAROLINA	6-31	L	20,107
Dec. 1	at NY Jets	35-10	W	21,731
Dec. 8	JACKSONVILLE	17-23	L	20,196
Dec. 15	CINCINNATI	13-21	L	15,131
Dec. 22	at Baltimore	24-21	W	52,704

	TITANS	OPP
Total First Downs	287	271
Rushing	110	78
Passing	157	169
Penalty	20	24
3rd Down: Made/Att	79/206	70/199
3rd Down Pct.	38.3	35.2
4th Down: Made/Att	7/11	4/12
4th Down Pct.	63.6	33.3
Possession Avg.	32:02	27:58
Total Net Yards	5048	4610
Avg. Per Game	315.5	288.1
Total Plays	972	956
Avg. Per Play	5.2	4.8
Net Yards Rushing	1950	1385
Avg. Per Game	121.9	86.6
Total Rushes	475	397
Net Yards Passing	3098	3225
Avg. Per Game	193.6	201.6
Sacked/Yards Lost	34/198	35/242
Gross Yards	3296	3467
Att./Comp.	463/272	524/312
Completion Pct.	58.7	59.5
Had Intercepted	15	12
Punts/Average	68/43.7	75/41.0
Net Punting Avg.	68/38.0	75/35.1
Penalties/Yards	91/812	88/672
Fumbles/Ball Lost	26/15	29/14
Touchdowns	35	35
Rushing	12	5
Passing	22	24
Returns	1	6

BY PERIODS	1	2	3	4	OT	PTS
Oilers	105	79	67	91	3	345
Opponents	64	78	48	129	0	319

SCORING	TD	RU	PA	RT	PAT	FG	S	TP
Del Greco	0	0	0	0	35/35	32/38	0	131
George	8	8	0	0			0	48
Davis	6	0	6	0			0	36
Wycheck	6	0	6	0			0	36
Sanders	4	0	4	0			0	24
Harmon	3	1	2	0			0	18
McNair	2	2	0	0			0	12
Russell	2	0	2	0			0	12
Floyd	1	0	1	0			0	6
D. Lewis	1	0	0	1			0	6
Norgard	1	0	1	0			0	6
Thomas	1	1	0	0			0	6
Jackson	0	0	0	0			1	2
Team	0	0	0	0			1	2
Oilers	35	12	22	1	35/35	32/38	2	345
Opponents	35	5	24	6	32/32	25/33	0	319

2-point conversions: Oilers 0-0, Opponents 1-3

RUSHING	No	Yds	Avg	Lg	TD
George	335	1368	4.1	76	8
McNair	31	169	5.5	24t	2
Thomas	49	151	3.1	24t	1
Harmon	29	131	4.5	25	1
Chandler	28	113	4.0	16	0
Davis	1	15	15.0	15	0
Wycheck	2	3	1.5	3	0
Oilers	475	1950	4.1	76	12
Opponents	397	1385	3.5	26	5

PASSING	Att	Cmp	Pct	Yards	Yds/Att	TD	Int	Lg	Sk/Yds	Rating
Chandler	320	184	57.5	2099	6.56	16	11	63t	25/153	79.7
McNair	143	88	61.5	1197	8.37	6	4	83t	9/45	90.6
Oilers	463	272	58.7	3296	7.12	22	15	83t	34/198	83.0
Opponents	524	312	59.5	3467	6.62	24	12	86t	35/242	85.0

RECEIVING	No	Yds	Avg	Lg	TD
Wycheck	53	511	9.6	29	6
Sanders	48	882	18.4	83t	4
Harmon	42	488	11.6	43	2
Davis	39	464	11.9	49	6
Russell	34	421	12.4	29	2
George	23	182	7.9	17	0
Thomas	13	128	9.8	33	0
Floyd	10	145	14.5	63t	1
R. Lewis	7	50	7.1	18	0
Wilson	2	24	12.0	14	0
Norgard	1	1	1.0	1t	1
Oilers	272	3296	12.1	83t	22
Opponents	312	3467	11.1	86t	24

INTERCEPTIONS	No	Yds	Avg	Lg	TD
D.Lewis	5	103	20.6	53	1
Robertson	4	44	11.0	27	0
Dishman	1	7	7.0	7	0
Bishop	1	6	6.0	6	0
Robinson	1	2	2.0	2	0
Oilers	12	162	13.5	53	1
Opponents	15	222	14.8	42t	3

PUNTING	No	Yds	Avg	Net	TB	In	Lg	B
Roby	67	2973	44.4	38.0	7	25	68	1
Oilers	68	2973	43.7	38.0	7	25	68	1
Opponents	75	3073	41.0	35.1	8	16	62	0

PUNT RETURNS	No	FC	Yds	Avg	Lg	TD
Gray	22	15	205	9.3	40	0
Floyd	7	3	74	10.6	32	0
Oilers	29	18	279	9.6	40	0
Opponents	31	14	251	8.1	46	0

KICKOFF RETURNS	No	Yds	Avg	Lg	TD
Gray	50	1224	24.5	88	0
Thomas	5	80	16.0	35	0
Harmon	4	69	17.3	20	0
Archie	2	24	12.0	13	0
McKeehan	2	6	3.0	6	0
Wycheck	2	5	2.5	5	0
Roan	1	13	13.0	13	0
Oilers	66	1421	21.5	88	0
Opponents	78	1675	21.5	47	0

FIELD GOALS	1-19	20-29	30-39	40-49	50+
Del Greco	0/0	7/7	14/16	10/12	1/3
Oilers	0/0	7/7	14/16	10/12	1/3
Opponents	0/0	6/7	13/16	6/9	0/1

Del Greco: (34G, 44G, 33G, 22G, 55N) (32G, 29G) (41G, 44G) (47N) (40G, 32G, 49G) (51N, 27G, 35G, 33G) (22G, 32G, 48G) (38G, 56G, 39G) (35G, 36G, 45G, 37B) (25G) (30G, 33G) (24G, 45G) () (44N, 27G) (46G, 34N, 42G) (37G)

Opponents: (35G, 43G) (38G, 37G, 31N) () (33G, 36G, 36G) (42G, 31G, 40G) () (26G, 38N, 29G) (27G) (25G, 35G, 47N, 44G, 23N) (29G, 49G) (39N, 34G, 44G, 29G) (49G) (30G) (51N, 34G, 38G, 31G) (47N) ()

SACKS
Cook 7.5, Barrow 6.0, Walker 5.5, Young 4.0, Bowden 3.0, Robertson 3.0, Jackson 2.0, Wortham 2.0, Ford 1.0, Mix 1.0
Oilers 35.0, Opponents 34.0

TACKLES (Solo-Assists-Total)
Bishop (73-36-109), Barrow (67-39-106), Robertson (57-25-82), Wortham (49-29-78), Bowden (46-27-73), D. Lewis (56-13-69), Dishman (42-15-57), Jackson (36-9-45), Walker (30-15-45), Cook (25-19-44), Ford (24-15-39), Robinson (22-9-31), Young (15-11-26), Roberson (14-12-26), L. Jones (12-2-14), Evans (4-7-11), Mix (6-2-8), Mills (3-5) Stewart (5-0-5), Cole (4-0-4), Barnes (3-1-4), Halapin (2-0-2), Burton (1-0-1), A. Smith (0-1-1)
Team Totals: 596-289-885

USUAL STARTING LINEUP

OFFENSE
WR Chris Sanders (81)
LT Brad Hopkins (72)
LG Bruce Matthews (74)
C Mark Stepnoski (53)
RG Kevin Donnalley (77)
RT Irv Eatman (75)
TE Roderick Lewis (88)
WR Willie Davis (86)
QB Chris Chandler (12)
Steve McNair (9)
RB Eddie George (27)
FB Frank Wycheck (89)

DEFENSE
LE Anthony Cook (78)
LT Gary Walker (96)
RT Henry Ford (92)
RE Robert Young (99)
LLB Joe Bowden (58)
MLB Barron Wortham (52)
RLB Micheal Barrow (56)
LCB Cris Dishman (28)
RCB Darryll Lewis (29)
SS Blaine Bishop (23)
FS Marcus Robertson (31)

SPECIALISTS
K Al Del Greco (3)
P Reggie Roby (7)

ADDITIONAL PRO BOWL (SPECIAL TEAMS)
John Henry Mills

Pro Bowl
All-Pro

GM: Floyd Reese; **Head Coach:** Jeff Fisher
Asst. Coaches: Jerry Rhome (off. coord.), Steve Sidwell (def. coord.), Dick Coury (off. asst./passing game), Alan Lowry (def. asst./qual. control), Mike Munchak (off. asst./qual. control), Rex Norris (DL), Rod Perry (DB), Russ Pur-nell (ST), Warren "Rennie" Simmons (OL), Sherman Smith (RB), Les Steckel (WR/TE), Steve Watterson (strength & rehab.), Gregg Williams (LB)

AMERICAN FOOTBALL CONFERENCE STANDINGS

AFC EAST	W	L	T	Pct
New England	11	5	0	.688
* Buffalo	10	6	0	.625
* Indianapolis	9	7	0	.563
Miami	8	8	0	.500
N.Y. Jets	1	15	0	.063
AFC CENTRAL	W	L	T	Pct
Pittsburgh	10	6	0	.625
* Jacksonville	9	7	0	.563
Cincinnati	8	8	0	.500
Houston	8	8	0	.500
Baltimore	4	12	0	.250
AFC WEST	W	L	T	Pct
Denver	13	3	0	.813
Kansas City	9	7	0	.563
San Diego	8	8	0	.500
Oakland	7	9	0	.438
Seattle	7	9	0	.438

NATIONAL FOOTBALL CONFERENCE STANDINGS

NFC EAST	W	L	T	Pct
Dallas	10	6	0	.625
* Philadelphia	10	6	0	.625
Washington	9	7	0	.563
Arizona	7	9	0	.438
N.Y. Giants	6	10	0	.375
NFC CENTRAL	W	L	T	Pct
Green Bay	13	3	0	.813
* Minnesota	9	7	0	.563
Chicago	7	9	0	.438
Tampa Bay	6	10	0	.375
Detroit	5	11	0	.313
NFC WEST	W	L	T	Pct
Carolina	12	4	0	.750
* San Francisco	12	4	0	.750
St. Louis	6	10	0	.375
Atlanta	3	13	0	.188
New Orleans	3	13	0	.188

* Wild Card for Playoffs

1995 SEASON (7-9 REGULAR SEASON, 0-0 PLAYOFFS) • 2ND PLACE AFC CENTRAL (TIED)

DATE	OPPONENT	SCORE	W/L	ATT
Sep. 3	at Jacksonville	10-3	W	72,363
Sep. 10	PITTSBURGH	17-34	L	44,122
Sep. 17	CLEVELAND	7-14	L	36,077
Sep. 24	at Cincinnati	38-28	W	46,332
Oct. 1	JACKSONVILLE	16-17	L	36,346
Oct. 8	at Minnesota	17-23*	L	56,430
Oct. 15	BYE			
Oct. 22	at Chicago	32-35	L	63,545
Oct. 29	TAMPA BAY	19-7	W	31,489
Nov. 5	at Cleveland	37-10	W	57,881
Nov. 12	CINCINNATI	25-32	L	32,998
Nov. 19	at Kansas City	13-20	L	77,576
Nov. 26	DENVER	42-33	W	36,113
Dec. 3	at Pittsburgh	7-21	L	56,013
Dec. 10	DETROIT	17-24	L	35,842
Dec. 17	NY JETS	23-6	W	35,873
Dec. 24	at Buffalo	28-17	W	45,253

* Overtime

	TITANS	OPP
Total First Downs	295	267
Rushing	109	85
Passing	157	157
Penalty	29	25
3rd Down: Made/Att	99/228	71/212
3rd Down Pct.	43.4	33.5
4th Down: Made/Att	7/12	5/15
4th Down Pct.	58.3	33.3
Possession Avg.	32:12	27:48
Total Net Yards	4905	4651
Avg. Per Game	306.6	290.7
Total Plays	1046	983
Avg. Per Play	4.7	4.7
Net Yards Rushing	1664	1526
Avg. Per Game	104.0	95.4
Total Rushes	478	400
Net Yards Passing	3241	3125
Avg. Per Game	202.6	195.3
Sacked/Yards Lost	32/271	30/200
Gross Yards	3512	3325
Att./Comp.	536/314	553/289
Completion Pct.	58.6	52.3
Had Intercepted	18	21
Punts/Average	79/40.3	86/42.4
Net Punting Avg.	79/34.6	86/36.1
Penalties/Yards	98/791	118/962
Fumbles/Ball Lost	36/20	28/17
Touchdowns	38	38
Rushing	12	11
Passing	22	24
Returns	4	3

BY PERIODS	1	2	3	4	OT	PTS
Oilers	70	103	85	90	0	348
Opponents	83	98	36	101	6	324

SCORING	TD	RU	PA	RT	PAT	FG	S	TP
Del Greco	0	0	0	0	33/33	27/31	0	114
Sanders	9	0	9	0			0	54
Jeffries	8	0	8	0			0	48
R. Thomas	7	5	2	0			0	44
Butts	4	4	0	0			0	24
Chandler	2	2	0	0			0	14
Wycheck	2	1	1	0			0	12
Bishop	1	0	0	1			0	6
Cecil	1	0	0	1			0	6
D. Lewis	1	0	0	1			0	6
T. McNair	1	0	1	0			0	6
Robinson	1	0	0	1			0	6
Seabron	1	0	1	0			0	6
Cook	0	0	0	0			1	2
Oilers	38	12	22	4	33/33	27/31	1	348
Opponents	38	11	24	3	35/35	19/24	2	324

2-point conversions: Chandler, R. Thomas, Oilers 2-5, Opponents 0-2

RUSHING	No	Yds	Avg	Lg	TD
R. Thomas	251	947	3.8	74t	5
Brown	86	293	3.4	21	0
Butts	71	185	2.6	9	4
T. McNair	19	136	7.2	22	0
Chandler	28	58	2.1	9	2
S. McNair	11	38	3.5	13	0
Furrer	8	20	2.5	11	0
Hannah	1	5	5.0	5	0
Wycheck	1	1	1.0	1t	1

PASSING	Att	Cmp	Pct	Yards	Yds/Att	TD	Int	Lg	Sk/Yds	Rating
Chandler	356	225	63.2	2460	6.91	17	10	76t	21/173	87.8
Furrer	99	48	48.5	483	4.88	2	7	48	5/35	40.1
McNair	80	41	51.3	569	7.11	3	1	53	6/63	81.7
Camarillo	1	0	0.0	0	0.00	0	0	0	0/0	39.6
Oilers	536	314	58.6	3512	6.55	22	18	76t	32/271	77.9
Opponents	553	289	52.3	3325	6.01	24	21	76t	30/200	69.3

	2	-19	-9.5	-6	0
Sanders					
Oilers	478	1664	3.5	74t	12
Opponents	400	1526	3.8	60t	11

RECEIVING	No	Yds	Avg	Lg	TD
Jeffries	61	684	11.2	35t	8
T. McNair	60	501	8.4	25	1
Wycheck	40	471	11.8	36t	1
R. Thomas	39	204	5.2	19	2
Sanders	35	823	23.5	76t	9
Russell	24	321	13.4	57	0
R. Lewis	16	116	7.3	16	0
Seabron	12	167	13.9	34	1
Hannah	10	142	14.2	42	0
Roan	8	46	5.8	11	0
Brown	6	16	2.7	7	0
Butts	2	10	5.0	10	0
Lundy	1	11	11.0	11	0
Oilers	314	3512	11.2	76t	22
Opponents	289	3325	11.5	76t	24

INTERCEPTIONS	No	Yds	Avg	Lg	TD
D. Lewis	6	145	24.2	98t	1
Cecil	3	35	11.7	20t	1
Dishman	3	17	5.7	17	0
Barnes	2	6	3.0	6	0
Harris	2	0	0.0	0	0
Jackson	2	0	0.0	0	0
Bishop	1	62	62.0	62t	1
Robinson	1	49	49.0	49t	1
Davidson	1	3	3.0	3	0
Oilers	21	317	15.1	98t	4
Opponents	18	265	14.7	32t	1

PUNTING	No	Yds	Avg	Net	TB	In	Lg	B
Camarillo	77	3165	41.1	34.8	8	26	60	1
Del Greco	1	15	15.0	15.0	0	0	15	0
Oilers	79	3180	40.3	34.6	8	26	60	1
Opponents	86	3645	42.4	36.1	10	29	58	0

PUNT RETURNS	No	FC	Yds	Avg	Lg	TD
Gray	30	20	303	10.1	20	0
Hannah	5	1	36	7.2	11	0
Oilers	35	21	339	9.7	20	0
Opponents	35	17	288	8.2	72t	1

KICKOFF RETURNS	No	Yds	Avg	Lg	TD
Gray	53	1183	22.3	54	0
R. Thomas	3	48	16.0	23	0
Butts	2	14	7.0	14	0
Lundy	2	28	14.0	17	0
Barnes	1	-4	-4.0	-4	0
Bowden	1	6	6.0	6	0
R. Lewis	1	5	5.0	5	0
Worham	1	3	-3.0	-3	0
Oilers	64	1277	20.0	54	0
Opponents	78	1467	18.8	47	0

FIELD GOALS	1-19	20-29	30-39	40-49	50+
Del Greco	3/3	3/3	8/8	10/12	3/5
Oilers	3/3	3/3	8/8	10/12	3/5
Opponents	0/0	7/7	5/7	6/8	1/2

Del Greco: (19G) (43G) (41N) (29G, 53G, 32G, 52N) (19G, 50G, 44G) (46N, 39G) (19G, 45G, 41G, 50N, 39G) (44G, 45G, 37G) (40G, 34G, 34G, 23G) () () (47G) (49G, 53G, 24G) (39G, 33G)
Opponents: (36N, 26G) (42G, 40G) () () (22G) (38G) (28G, 22G, 47G, 35G) (38N) (50N, 20G) (33G, 49G, 27G) (47G, 21G) (56G, 48N, 35G) () (36G, 49N) () (44G)

SACKS	Player	Sacks
Cook	4.5	
Ford	4.5	
Robinson	3.5	
Barrow	3.0	
Walker	2.5	
Davidson	2.0	
Montgomery	2.0	
Bishop	1.5	
McGhee	1.5	
Bowden	1.0	
Childress	1.0	
Jackson	1.0	
D. Lewis	1.0	
Worham	1.0	
Oilers	30.0	
Opponents	32.0	

TACKLES (Solo-Assists-Total)	Player	Tackles
Bishop	(75-22-97)	
Barrow	(54-32-86)	
Robinson	(48-24-72)	
Cecil	(44-16-60)	
D. Lewis	(50-8-58)	
Dishman	(48-10-58)	
Bowden	(38-13-51)	
Montgomery	(26-20-46)	
Ford	(27-16-43)	
Worham	(23-15-38)	
Walker	(22-10-32)	
Davidson	(16-16-32)	
Barnes	(21-2-23)	
Cook	(13-9-22)	
Jackson	(17-4-21)	
O. Harris	(10-9-19)	
Veasey	(14-3-17)	
Childress	(8-7-15)	
A. Smith	(5-2-7)	
McGhee	(4-3-7)	
T. Hunter	(6-0-6)	
Evans	(2-1-3)	
Robertson	(2-0-2)	
Hall	(1-1-2)	
Logan	(1-0-1)	
Team Totals	575-243-818	

USUAL STARTING LINEUP

OFFENSE

WR Haywood Jeffries (84)
 LT Brad Hopkins (72)
LG Bruce Matthews (74)
C Mark Stepnoski (53)
 RG Kevin Donnalley (77)
 RT David Williams (73)
 Irv Eatman (75)
 TE Frank Wycheck (89)
 WR Chris Sanders (81)
 QB Chris Chandler (12)
 RB Rodney Thomas (20)
 FB Todd McNair (48)

DEFENSE

LE Kenny Davidson (90)
 Anthony Cook (78)
 LT Gary Walker (86)
 Ray Childress (79)
 RT Glenn Montgomery (94)
 RE Henry Ford (92)
 LLB Eddie Robinson (50)
 MLB Micheal Barrow (56)
 RLB Joe Bowden (58)
 LCB Cris Dishman (28)
RCB Darryll Lewis (29)
SS Blaine Bishop (23)
 FS Chuck Cecil (26)

SPECIALISTS

K Al Del Greco (3)
 P Rich Camarillo (16)

Pro Bowl All-Pro

GM: Floyd Reese; Head Coach: Jeff Fisher
 Asst. Coaches: Jerry Rhome (off. coord.), Steve Sidwell (def. coord.), Larry Beightol (OL), Dick Coury (off. asst./passing game), Mike Munchak (off. asst./qual. control), Rex Norris (DL), Clancy Pendergast (def. asst./qual. control), Rod Perry (DB), Russ Purnell (ST), Sherman Smith (RB), Les Steckel (WR/TE), Trooper Taylor (minority intern), Steve Watterson (strength & rehab.), Gregg Williams (LB)

AMERICAN FOOTBALL CONFERENCE STANDINGS

AFC EAST	W	L	T	Pct
Buffalo	10	6	0	.625
* Indianapolis	9	7	0	.563
* Miami	9	7	0	.563
New England	6	10	0	.375
N.Y. Jets	3	13	0	.188

AFC CENTRAL	W	L	T	Pct
Pittsburgh	11	5	0	.688
Cincinnati	7	9	0	.438
Houston	7	9	0	.438
Cleveland	5	11	0	.313
Jacksonville	4	12	0	.250

AFC WEST	W	L	T	Pct
Kansas City	13	3	0	.813
* San Diego	9	7	0	.563
Seattle	8	8	0	.500
Denver	8	8	0	.500
Oakland	8	8	0	.500

NATIONAL FOOTBALL CONFERENCE STANDINGS

NFC EAST	W	L	T	Pct
Dallas	12	4	0	.750
* Philadelphia	10	6	0	.625
Washington	6	10	0	.375
N.Y. Giants	5	11	0	.313
Arizona	4	12	0	.250

AFC CENTRAL	W	L	T	Pct
Green Bay	11	5	0	.688
* Detroit	10	6	0	.625
Chicago	9	7	0	.563
Minnesota	8	8	0	.500
Tampa Bay	7	9	0	.438

AFC WEST	W	L	T	Pct
San Francisco	11	5	0	.688
* Atlanta	9	7	0	.563
St. Louis	7	9	0	

1994 SEASON (2-14 REGULAR SEASON, 0-0 PLAYOFFS) • 4TH PLACE AFC CENTRAL

DATE	OPPONENT	SCORE	W/L	ATT
Sep. 4	at Indianapolis	21-45	L	47,372
Sep. 11	at Dallas	17-20	L	64,402
Sep. 18	BUFFALO	7-15	L	55,424
Sep. 25	CINCINNATI	20-13	W	44,253
Oct. 3	at Pittsburgh	14-30	L	57,274
Oct. 9	BYE			
Oct. 13	CLEVELAND	8-11	L	50,364
Oct. 24	at Philadelphia	6-21	L	65,233
Oct. 30	at L.A. Raiders	14-17	L	40,473
Nov. 6	PITTSBURGH	9-12*	L	47,822
Nov. 13	at Cincinnati	31-34	L	54,908
Nov. 21	NY GIANTS	10-13	L	53,201
Nov. 27	at Cleveland	10-34	L	65,088
Dec. 4	ARIZONA	12-30	L	39,821
Dec. 11	SEATTLE	14-16	L	31,453
Dec. 18	at Kansas City	9-31	L	79,319
Dec. 24	NY JETS	24-10	W	31,176

* Overtime

	TITANS	OPP
Total First Downs	278	275
Rushing	97	112
Passing	158	132
Penalty	23	31
3rd Down: Made/Att	78/224	80/219
3rd Down Pct.	34.8	36.5
4th Down: Made/Att	9/18	3/10
4th Down Pct.	50.0	30.0
Possession Avg.	29:06	30:54
Total Net Yards	4481	4915
Avg. Per Game	280.1	307.2
Total Plays	1036	971
Avg. Per Play	4.3	5.1
Net Yards Rushing	1682	2120
Avg. Per Game	105.1	132.5
Total Rushes	417	540
Net Yards Passing	2799	2795
Avg. Per Game	174.9	174.7
Sacked/Yards Lost	65/417	31/168
Gross Yards	3216	2963
Att./Comp.	554/274	400/221
Completion Pct.	49.5	55.3
Had Intercepted	17	14
Punts/Average	96/42.9	82/42.0
Net Punting Avg.	96/36.4	82/36.9
Penalties/Yards	115/959	102/807
Fumbles/Ball Lost	42/25	20/12
Touchdowns	25	37
Rushing	10	17
Passing	13	18
Returns	2	2

BY PERIODS	1	2	3	4	OT	PTS
Oilers	45	56	25	100	0	226
Opponents	57	122	60	110	3	352

SCORING	TD	RU	PA	RT	PAT	FG	S	TP
Del Greco	0	0	0	0	18/18	16/20	0	66
Jeffries	6	0	6	0	0	0	0	42
G. Brown	5	4	1	0	0	0	0	30
White	4	3	1	0	0	0	0	24
Givins	2	0	1	1	0	0	0	12
Slaughter	2	0	2	0	0	0	0	12
Tolliver	2	2	0	0	0	0	0	12
Carter	1	0	1	0	0	0	0	6
Coleman	1	0	1	0	0	0	0	6
Dishman	1	0	0	1	0	0	0	6
Richardson	1	1	0	0	0	0	0	6
R. Brown	0	0	0	0	0	0	0	2
Lathon	0	0	0	0	0	0	0	1
Oilers	25	10	13	2	18/18	16/20	1	226
Opponents	37	17	18	2	34/35	30/31	1	352

2-point conversions: Jeffries 3, R. Brown, Oilers 4-7, Opponents 2-2

RUSHING	No	Yds	Avg	Lg	TD
White	191	757	4.0	33	3
G. Brown	169	648	3.8	18	4
Richardson	30	217	7.2	18	1
Tolliver	12	37	3.1	10	2
Carlson	10	17	1.7	6	0
Tillman	2	12	6.0	9	0
Coleman	1	2	2.0	2	0
Wellman	1	-3	-3.0	-3	0
Givins	1	-5	-5.0	-5	0
Oilers	417	1682	4.0	33	10
Opponents	540	2120	3.9	52	17

PASSING	Att	Cmp	Pct	Yards	Yds/Att	TD	Int	Lg	Sk/Yds	Rating
Tolliver	240	121	50.4	1287	5.36	6	7	44	27/166	62.6
Richardson	181	94	51.9	1202	6.64	6	6	76t	23/136	70.3
Carlson	132	59	44.7	727	5.51	1	4	81	15/115	52.2
Camarillo	1	0	0.00	0	0.00	0	0	0	0/0	39.6
Oilers	554	274	49.5	3216	5.81	13	17	81	65/417	62.5
Opponents	400	221	55.3	2963	7.41	18	14	55	31/168	79.4

RECEIVING	No	Yds	Avg	Lg	TD
Slaughter	68	846	12.4	57	2
Jeffries	68	783	11.5	50	6
Givins	36	521	14.5	76t	1
White	21	188	9.0	41	1
Coleman	20	298	14.9	81	1
G. Brown	18	194	10.8	24	1
Carter	11	74	6.7	19	1
Wellman	10	112	11.2	25	0
McNair	8	78	9.8	21	0
R. Lewis	4	48	12.0	19	0
R. Brown	4	34	8.5	11	0
Hannah	3	24	8.0	11	0
Maston	2	12	6.0	10	0
Mills	1	4	4.0	4	0
Oilers	274	3216	11.7	81	13
Opponents	221	2963	13.4	55	18

INTERCEPTIONS	No	Yds	Avg	Lg	TD
D. Lewis	5	57	11.4	20	0
Dishman	4	74	18.5	38	1
Robertson	3	90	30.0	41	0
Bishop	1	21	21.0	21	0
St. Jackson	1	0	0.0	0	0
Oilers	14	242	17.3	41	1
Opponents	17	188	11.1	41	0

PUNTING	No	Yds	Avg	Net	TB	In	Lg	B
Camarillo	96	4115	42.9	36.4	9	35	58	0
Oilers	96	4115	42.9	36.4	9	35	58	0
Opponents	82	3443	42.0	36.9	7	31	56	0

PUNT RETURNS	No	FC	Yds	Avg	Lg	TD
Givins	37	9	210	5.7	78t	1
Hannah	9	0	58	6.4	13	0
Coleman	2	2	13	6.5	10	0
Dishman	1	0	0	0.0	0	0
Robertson	1	1	0	0.0	0	0
Oilers	50	12	281	5.6	78t	1
Opponents	50	16	438	8.8	82t	1

KICKOFF RETURNS	No	Yds	Avg	Lg	TD
McNair	23	481	20.9	44	0
Mills	15	282	18.8	34	0
St. Jackson	14	285	20.4	40	0
White	8	167	20.9	28	0
Hannah	5	116	23.2	39	0
Tillman	4	51	12.8	19	0
Bishop	2	18	9.0	11	0
Teeter	2	9	4.5	9	0
Givins	1	27	27.0	27	0
Oilers	74	1436	19.4	44	0
Opponents	48	832	17.3	35	0

FIELD GOALS	1-19	20-29	30-39	40-49	50+
Del Greco	0/0	4/5	4/4	7/8	1/3
Oilers	0/0	4/5	4/4	7/8	1/3
Opponents	0/0	10/10	7/7	11/11	2/3

Del Greco: (55N) (41G) () (45G, 24G) (48N) (29N) (21G, 24G) (52N) (32G, 49G, 38G) (34G) (43G) (42G) (38G) () (48G) (28G, 50G, 42G)
 Opponents: (42G) (45G, 29G) (37G, 42G, 48G, 29G, 48G) (21G, 49G) (42G, 25G, 22G) (50N, 35G) () (35G) (50G, 39G, 37G, 40G) (50G, 40G) (26G, 37G) (37G, 23G) (25G, 23G) (40G) (21G) (49G)

SACKS
 Lathon 8.5, Childress 6.0, Davidson 6.0, Montgomery 3.0, Barrow 2.5, A. Smith 2.5, Bishop 1.5, St. Jackson 1.0
 Oilers 31.0, Opponents 65.0

TACKLES (Solo-Assists-Total)
 A. Smith (97-45-142), Bishop (75-37-112), Robertson (80-31-111), Barrow (57-37-94), Childress (49-19-68), Davidson (47-21-68), Dishman (53-13-66), Robinson (41-25-66), Montgomery (45-19-64), D. Lewis (43-12-55), Lathon (36-16-52), McDowell (18-6-24), Wortham (15-7-22), Roberts (15-4-19), Bowden (7-6-13), St. Jackson (10-2-12), Ford (10-1-11), Teeter (7-0-7), Orlando (5-1-6), McCants (3-2-5), Davis (2-0-2), Faryniarz (1-0-1)
 Team Totals: 716-304-1020

USUAL STARTING LINEUP

OFFENSE
 WR Haywood Jeffries (80)
 WR Webster Slaughter (84)
 LT Brad Hopkins (72)
 LG John Flannery (55)
C Bruce Matthews (74)
 RG Kevin Donnalley (77)
 RT David Williams (75)
 TE Pat Carter (85)
 WR Ernest Givins (81)
 QB Billy Joe Tolliver(11)
 QB Cody Carlson (14)
 Bucky Richardson (7)
 RB Lorenzo White (44)
 FB Gary Brown (33)

DEFENSE
 LE Kenny Davidson (90)
 LT Ray Childress (79)
 RT Glenn Montgomery (94)
 RE Lamar Lathon (57)
 LLB Eddie Robinson (50)
 MLB Al Smith (54)
 RLB Micheal Barrow (56)
 LCB Kris Dishman (28)
 RCB Darryll Lewis (29)
 SS Blaine Bishop (23)
 FS Marcus Robertson (31)

SPECIALISTS
 K Al Del Greco (3)
 P Rich Camarillo (16)

Pro Bowl
 All-Pro

GM: Floyd Reese; **Head Coach:** Jack Pardee (10 games), Jeff Fisher (six games)
Asst. Coaches: Kevin Gilbride (asst. head coach/off.), Dick Coury (off. coord.), Jeff Fisher (def. coord.), Charlie Baggett (WR), Tom Bettis (DB), Frank Bush (qual. control), Frank Novak (ST/RB), Jim Stanley (DL), Steve Watterson (strength & rehab.), Gregg Williams (LB), Bob Young (OL)

* Coord. for first 10 games; head coach last six games

AMERICAN FOOTBALL CONFERENCE STANDINGS

AFC EAST	W	L	T	Pct
Miami	10	6	0	.625
* New England	10	6	0	.625
Indianapolis	8	8	0	.500
Buffalo	7	9	0	.438
N.Y. Jets	6	10	0	.375
AFC CENTRAL	W	L	T	Pct
Pittsburgh	12	4	0	.750
* Cleveland	11	5	0	.688
Cincinnati	3	13	0	.188
Houston	2	14	0	.125
AFC WEST	W	L	T	Pct
San Diego	11	5	0	.688
* Kansas City	9	7	0	.563
L.A. Raiders	9	7	0	.563
Denver	7	9	0	.438
Seattle	6	10	0	.375

NATIONAL FOOTBALL CONFERENCE STANDINGS

NFC EAST	W	L	T	Pct
Dallas	12	4	0	.750
N.Y. Giants	9	7	0	.563
Arizona	8	8	0	.500
Philadelphia	7	9	0	.438
Washington	3	13	0	.188
NFC CENTRAL	W	L	T	Pct
Minnesota	10	6	0	.625
* Green Bay	9	7	0	.563
* Detroit	9	7	0	.563
* Chicago	9	7	0	.563
Tampa Bay	6	10	0	.375
NFC WEST	W	L	T	Pct
San Francisco	13	3	0	.813
New Orleans	7	9	0	.438
Atlanta	7	9	0	.438
L.A. Rams	4	12	0	.250

* Wild Card for Playoffs

1993 SEASON (12-4 REGULAR SEASON, 0-1 PLAYOFFS) • 1ST PLACE AFC CENTRAL

DATE	OPPONENT	SCORE	W/L	ATT
Sep. 5	at New Orleans	21-33	L	69,029
Sep. 12	KANSAS CITY	30-0	W	59,780
Sep. 19	at San Diego	17-18	L	58,519
Sep. 26	L.A. RAMS	13-28	L	53,072
Oct. 3	BYE			
Oct. 11	at Buffalo	7-35	L	79,613
Oct. 17	at New England	28-14	W	51,037
Oct. 24	CINCINNATI	28-12	W	50,039
Oct. 31	BYE			
Nov. 7	SEATTLE	24-14	W	50,447
Nov. 14	at Cincinnati	38-3	W	42,347
Nov. 21	at Cleveland	27-20	W	71,668
Nov. 28	PITTSBURGH	23-3	W	61,238
Dec. 5	ATLANTA	33-17	W	58,186
Dec. 12	CLEVELAND	19-17	W	58,720
Dec. 19	at Pittsburgh	26-17	W	57,592
Dec. 25	at San Francisco	10-7	W	61,744
Jan. 2	NY JETS	24-0	W	61,040
Jan. 16	KANSAS CITY	20-28	L	64,011

* Overtime

	TITANS	OPP
Total First Downs	330	289
Rushing	101	73
Passing	208	184
Penalty	21	32
3rd Down: Made/Att	94/211	64/208
3rd Down Pct.	44.5	30.8
4th Down: Made/Att	3/12	12/24
4th Down Pct.	25.0	50.0
Possession Avg.	31:48	28:12
Total Net Yards	5658	4874
Avg. Per Game	353.6	304.6
Total Plays	1066	1003
Avg. Per Play	5.3	4.9
Net Yards Rushing	1792	1273
Avg. Per Game	112.0	79.6
Total Rushes	409	369
Net Yards Passing	3866	3601
Avg. Per Game	241.6	225.1
Sacked/Yards Lost	43/279	52/313
Gross Yards	4145	3914
Att./Comp.	614/357	582/302
Completion Pct.	58.1	51.9
Had Intercepted	25	296
Punts/Average	56/45.3	79/43.7
Net Punting Avg.	56/38.7	79/36.9
Penalties/Yards	132/1005	103/791
Fumbles/Ball Lost	37/20	32/17
Touchdowns	40	26
Rushing	11	9
Passing	23	16
Returns	6	1

BY PERIODS	1	2	3	4	OT	PTS
Oilers	68	131	75	94	0	368
Opponents	40	73	50	75	0	238

SCORING	TD	RU	PA	RT	PAT	FG	S	TP
Del Greco	0	0	0	0	39/40	29/34	0	126
G. Brown	8	6	2	0	0	0	0	48
Jeffries	6	0	6	0	0	0	0	36
Slaughter	5	0	5	0	0	0	0	30
Givins	4	0	4	0	0	0	0	24
Duncan	3	0	3	0	0	0	0	18
Carlson	2	2	0	0	0	0	0	12
White	2	2	0	0	0	0	0	12
Childress	1	0	0	1	0	0	0	6
Dishman	1	0	0	1	0	0	0	6
Harris	1	0	1	0	0	0	0	6
Jackson	1	0	0	1	0	0	0	6
Lewis	1	0	0	1	0	0	0	6
Moon	1	1	0	1	0	0	0	6
Oriando	1	0	0	1	0	0	0	6
Robertson	1	0	0	1	0	0	0	6
Tillman	1	0	1	0	0	0	0	6
Wellman	1	0	1	0	0	0	0	6
Oilers	40	11	26	6	39/40	29/34	1	368
Opponents	26	9	16	1	25/26	19/28	0	238

RUSHING	No	Yds	Avg	Lg	TD
G. Brown	195	1002	5.1	26	6
White	131	465	3.5	14	2
Moon	48	145	3.0	35	1
Tillman	9	94	10.4	34	0

PASSING	Att	Cmp	Pct	Yards	Yds/Att	TD	Int	Lg	Sk/Yds	Rating
Moon	520	303	58.3	3485	6.70	21	21	80t	34/218	75.2
Carlson	90	51	56.7	605	6.72	2	4	47	8/53	66.2
Richardson	4	3	75.0	55	13.75	0	0	34	1/8	116.7
Oilers	614	357	58.1	4145	6.75	23	25	80t	43/279	74.2
Opponents	582	302	51.9	3914	6.73	16	26	53t	52/313	63.9

Carlson	14	41	2.9	10t	2
Givins	6	19	3.2	16	0
Maston	1	10	10.0	10	0
Richardson	2	9	4.5	11	0
Wellman	2	6	3.0	4	0
Coleman	1	1	1.0	1	0
Oilers	409	1792	4.4	35	11
Opponents	369	1273	3.4	29	9

RECEIVING	No	Yds	Avg	Lg	TD
Slaughter	77	904	11.7	41	5
Givins	68	887	13.0	80t	4
Jeffries	66	753	11.4	66t	6
Duncan	41	456	11.1	47	3
White	34	229	6.7	20	0
Wellman	31	430	13.9	44	1
G. Brown	21	240	11.4	38t	2
Coleman	9	129	14.3	25	0
Harris	4	53	13.3	17t	1
R. Brown	2	30	15.0	26	0
Maston	1	14	14.0	14	0
Norgard	1	13	13.0	13	0
Tillman	1	4	4.0	4t	1
Drewrey	1	3	3.0	3	0
Oilers	357	4145	11.6	80t	23
Opponents	302	3914	13.0	53t	16

INTERCEPTIONS	No	Yds	Avg	Lg	TD
Robertson	7	137	19.6	69	0
Dishman	6	74	12.3	30	0
Jackson	5	54	10.8	22t	1
Oriando	3	68	22.7	38t	1
McDowell	3	31	10.3	13	0
Lewis	1	47	47.0	47t	1
Bishop	1	1	1.0	1	0
Oilers	26	412	15.8	69	3
Opponents	25	309	12.4	42	0

PUNTING	No	Yds	Avg	Net	TB	In	Lg	B
Montgomery	54	2462	45.6	39.1	5	13	77	0
Sullivan (TM)	2	73	36.5	26.5	1	1	37	0
Oilers	56	2535	45.3	38.7	6	14	77	0
Opponents	79	3454	43.7	36.9	13	15	71	1

PUNT RETURNS	No	FC	Yds	Avg	Lg	TD
Drewrey	41	19	275	6.7	18	0
Oilers	41	19	275	6.7	18	0
Opponents	28	5	249	8.9	30	0

KICKOFF RETURNS	No	Yds	Avg	Lg	TD
Drewrey	15	293	19.5	34	0
Mills	11	230	20.9	37	0
Coleman	3	37	12.3	16	0
G. Brown	2	29	14.5	16	0
Oilers	31	589	19.0	37	0
Opponents	60	1062	17.7	36	0

FIELD GOALS	1-19	20-29	30-39	40-49	50+
Del Greco	0/0	13/13	8/9	4/5	4/7
Oilers	0/0	13/13	8/9	4/5	4/7
Opponents	1/1	6/7	5/6	4/9	3/5

Del Greco: (50N) (25G, 22G, 50G) (27G) (52G, 25G) () () () (33G, 51G, 39G) (39G) (34N, 28G, 30G) (43G, 21G, 28G) (52G, 43G, 56N, 52N, 21G, 36G) (27G, 48G, 49G, 25G) (41N, 34G, 22G, 33G, 21G) (24G) (38G)

Opponents: (28G, 37G, 18G, 47G) (46N) (34G, 34G, 27G, 27G, 36G, 27G) (47N) (54N) (42B) (53G, 50G) () (46G) (21G, 44G) (42G) (30G) (53G, 46N, 56N) (26G) (47N, 24B) (36N)

SACKS
 Jones 13.0, Fuller 10.0, Childress 9.0, Gl. Montgomery 6.0, L. Williams 3.0, Lathon 2.0, Marshall 2.0, Barrow 1.0, Bishop 1.0, McDowell 1.0, Robinson 1.0, Teeter 1.0, Bowden 1.0
Oilers 52.0, Opponents 43.0

TACKLES (Solo-Assists-Total)
 Smith (67-28-95), Robertson (62-20-82), Dishman (68-10-78), McDowell (56-19-75), Childress (45-13-58), Robinson (42-15-57), Jackson (45-10-55), S. Jones (42-12-54), Gl. Montgomery (35-10-45), Lathon (29-10-39), Fuller (29-8-37), Marshall (28-9-37), Bowden (19-9-28), Bishop (24-3-27), Barrow (21-5-26), Oriando (16-2-18), L. Williams (8-8-16), Lewis (13-1-14), T. Brown (4-0-4), McCants (4-0-4), Teeter (3-2-5), Hoage (3-0-3)
Team Totals: 663-194-857

USUAL STARTING LINEUP

OFFENSE
WR Haywood Jeffries (84)
WR Webster Slaughter (89)
LT Brad Hopkins (72)
LG Mike Munchak (63)
C Bruce Matthews (74)
RG Doug Dawson (66)
RT David Williams (73)
WR Ernest Givins (81)
WR Curtis Duncan (80)
QB Warren Moon (1)
RB Gary Brown (33)
 Lorenzo White (44)

DEFENSE
LE William Fuller (95)
LT Ray Childress (79)
RT Glenn Montgomery (94)
RE Sean Jones (96)
LLB Eddie Robinson (50)
MLB Al Smith (54)
RLB Wilber Marshall (58)
LCB Kris Dishman (28)
RCB Steve Jackson (24)
SS Bubba McDowell (25)
FS Marcus Robertson (31)

SPECIALISTS
K Al Del Greco (3)
P Greg Montgomery (9)

Pro Bowl
 All-Pro

GM: Mike Holovak; **Head Coach:** Jack Pardee
Asst. Coaches: Kevin Gilbride (off. coord.), Buddy Ryan (def. coord.), Charlie Baggett (WR), Tom Bettis (DB), Frank Bush (qual. control), Ronnie Jones (LB), Frank Novak (RB), Jim Stanley (DL), Steve Watterson (strength & rehab.), Gregg Williams (ST), Bob Young (OL)

AMERICAN FOOTBALL CONFERENCE STANDINGS

AFC EAST	W	L	T	Pct
Buffalo	12	4	0	.750
Miami	9	7	0	.563
N.Y. Jets	8	8	0	.500
New England	5	11	0	.313
Indianapolis	4	12	0	.250
AFC CENTRAL	W	L	T	Pct
Houston	12	4	0	.750
* Pittsburgh	9	7	0	.563
Cleveland	7	9	0	.438
Cincinnati	3	13	0	.188
AFC WEST	W	L	T	Pct
Kansas City	11	5	0	.688
* L.A. Raiders	10	6	0	.625
* Denver	9	7	0	.563
San Diego	8	8	0	.500
Seattle	6	10	0	.375

NATIONAL FOOTBALL CONFERENCE STANDINGS

NFC EAST	W	L	T	Pct
Dallas	12	4	0	.750
* N.Y. Giants	11	5	0	.688
Philadelphia	8	8	0	.500
Phoenix	7	9	0	.438
Washington	4	12	0	.250
NFC CENTRAL	W	L	T	Pct
Detroit	10	6	0	.625
* Minnesota	9	7	0	.563
* Green Bay	9	7	0	.563
Chicago	7	9	0	.438
Tampa Bay	5	11	0	.313
NFC WEST	W	L	T	Pct
San Francisco	10	6	0	.625
New Orleans	8	8	0	.500
Atlanta	6	10	0	.375
L.A. Rams	5	11	0	.313

* Wild Card for Playoffs

1992 SEASON (10-6 REGULAR SEASON, 0-1 PLAYOFFS) • 2ND PLACE AFC CENTRAL

DATE	OPPONENT	SCORE	W/L	ATT
Sep. 6	PITTSBURGH	24-29	L	63,713
Sep. 13	at Indianapolis	20-10	W	44,851
Sep. 20	KANSAS CITY	23-20*	W	60,955
Sep. 27	SAN DIEGO	27-0	W	57,491
Oct. 4	BYE			
Oct. 11	at Cincinnati	38-24	W	54,254
Oct. 18	at Denver	21-27	L	74,827
Oct. 25	CINCINNATI	26-10	W	58,701
Nov. 1	at Pittsburgh	20-21	L	58,074
Nov. 8	CLEVELAND	14-24	L	57,348
Nov. 15	at Minnesota	17-13	W	56,726
Nov. 22	at Miami	16-19	L	63,597
Nov. 26	at Detroit	24-21	W	73,711
Dec. 7	CHICAGO	24-7	W	62,193
Dec. 13	GREEN BAY	14-16	L	57,285
Dec. 20	at Cleveland	17-14	W	59,898
Dec. 27	BUFFALO	27-3	W	61,742
Jan. 3	at Buffalo	38-41*	L	75,141

* Overtime

	TITANS	OPP
Total First Downs	339	254
Rushing	101	93
Passing	217	139
Penalty	21	22
3rd Down: Made/Att	72/170	68/194
3rd Down Pct.	42.4	35.1
4th Down: Made/Att	3/9	7/14
4th Down Pct.	33.3	50.0
Possession Avg.	31:09	28:51
Total Net Yards	5655	4211
Avg. Per Game	353.4	263.2
Total Plays	958	907
Avg. Per Play	5.9	4.6
Net Yards Rushing	1626	1634
Avg. Per Game	101.6	102.1
Total Rushes	353	412
Net Yards Passing	4029	2577
Avg. Per Game	251.8	161.1
Sacked/Yards Lost	32/202	50/321
Gross Yards	4231	2898
Att./Comp.	573/373	445/248
Completion Pct.	65.1	55.7
Had Intercepted	23	20
Punts/Average	55/45.2	68/43.2
Net Punting Avg.	55/37.3	68/38.6
Penalties/Yards	111/824	114/886
Fumbles/Ball Lost	28/12	24/11
Touchdowns	41	28
Rushing	10	6
Passing	27	20
Returns	4	2

BY PERIODS	1	2	3	4	OT	PTS
Oilers	81	75	80	113	3	352
Opponents	23	96	50	89	0	258

SCORING	TD	RU	PA	RT	PAT	FG	S	TP
Del Greco	0	0	0	0	41/41	21/27	0	104
Givins	10	0	10	0	0	0	0	60
Jeffries	9	0	9	0	0	0	0	54
White	8	7	1	0	0	0	0	48
Slaughter	4	0	4	0	0	0	0	24
L. Harris	2	0	2	0	0	0	0	12
G. Brown	1	1	0	0	0	0	0	6
Carlson	1	1	0	0	0	0	0	6
Childress	1	0	0	1	0	0	0	6
Duncan	1	0	1	0	0	0	0	6
Fuller	1	0	0	1	0	0	0	6
McDowell	1	0	0	1	0	0	0	6
Meads	1	0	0	1	0	0	0	6
Moon	1	1	0	0	0	0	0	6
Oilers	41	10	27	4	41/41	21/27	1	352
Opponents	28	6	20	2	27/28	21/26	0	258

RUSHING	No	Yds	Avg	Lg	TD
White	265	1226	4.6	44	7
Moon	27	147	5.4	23	1
G. Brown	19	87	4.6	26	1
Carlson	27	77	2.9	13	1
Givins	7	75	10.7	44	0
Slaughter	3	20	6.7	10	0
L. Harris	1	8	8.0	8	0
Tillman	1	1	1.0	1	0
Richardson	1	-1	-1.0	-1	0
Gr. Montgomery	2	-14	-7.0	0	0
Oilers	353	1626	4.6	44	10
Opponents	412	1634	4.0	67t	6

PASSING	Att	Cmp	Pct	Yards	Yds/Att	TD	Int	Lg	Sk/Yds	Rating
Moon	346	224	64.7	2521	7.29	18	12	72	16/105	89.3
Carlson	227	149	65.6	1710	7.53	9	11	65	15/90	81.2
Richardson	0	0	0.0	0	0.0	0	0	0	1/7	0
Oilers	573	373	65.1	4231	7.38	27	23	72	32/202	86.1
Opponents	445	248	55.7	2898	6.51	20	20	77t	50/321	71.9

RECEIVING	No	Yds	Avg	Lg	TD
Jeffries	90	913	10.1	47	9
Duncan	82	954	11.6	72	1
Givins	67	787	11.7	41	10
White	57	641	11.2	69t	1
Slaughter	39	486	12.5	36t	4
L. Harris	35	435	12.4	47	2
Coleman	2	10	5.0	6	0
G. Brown	1	5	5.0	5	0
Oilers	373	4231	11.3	72	27
Opponents	248	2898	11.7	77t	20

INTERCEPTIONS	No	Yds	Avg	Lg	TD
Gray	6	24	4.0	22	0
McDowell	3	52	17.3	26t	1
Dishman	3	34	11.3	17	0
Jackson	3	18	6.0	18	0
Robertson	1	27	27.0	27	0
A. Smith	1	26	26.0	26	0
Dumas	1	0	0.0	0	0
Graf	1	0	0.0	0	0
Jones	1	0	0.0	0	0
Oilers	20	181	9.1	27	1
Opponents	23	367	16.0	57	0

PUNTING	No	Yds	Avg	Net	TB	In	Lg	B
Montgomery	53	2487	46.9	37.3	9	14	66	2
Oilers	55	2487	45.2	37.3	9	14	66	2
Opponents	68	2939	43.2	38.6	6	23	65	1

PUNT RETURNS	No	FC	Yds	Avg	Lg	TD
Slaughter	20	8	142	7.1	20	0
Coleman	7	4	35	5.0	19	0
C. Harris	6	0	17	2.8	13	0
Oilers	33	12	194	5.9	20	0
Opponents	31	2	255	8.2	25	0

KICKOFF RETURNS	No	Yds	Avg	Lg	TD
Coleman	14	290	20.7	28	0
C. Harris	10	206	20.6	42	0
Tillman	10	157	15.7	33	0
Lewis	8	171	21.4	26	0
Slaughter	1	21	21.0	21	0
G. Brown	1	15	15.0	15	0
Gl. Montgomery	1	13	13.0	13	0
Flannery	1	12	12.0	12	0
Oilers	46	885	19.2	42	0
Opponents	63	989	15.7	35	0

FIELD GOALS	1-19	20-29	30-39	40-49	50+
Del Greco	3/3	8/9	5/6	4/8	1/1
Oilers	3/3	8/9	5/6	4/8	1/1
Opponents	0/0	6/7	7/8	5/7	3/4

Del Greco: (36G) (27G, 29N, 20G) (21G, 54G, 39G) (49G, 46N) (39G) (43N) (27G, 47N) (29G, 19G, 39N) () (30G) (24G, 41G, 23G, 41N) (46N, 30G) (19G) () (47G) (28G, 18G)
Opponents: (30G, 25G, 37G) (37G) (31G, 52G, 20N) () (29G, 43N) (45G, 28G) (24G) () (44G, 52N) (42G, 51G) (38G, 40G, 29G, 52G) () () (39G, 36G, 20G) (42N) (40G, 33N)

SACKS
 Childress 13.0, L. Williams 11.0, Jones 8.5, Fuller 8, Lathon 1.5, McDowell 1.5, Alm 1.0, Graf 1.0, Jackson 1.0, Lewis 1.0, Robinson 1.0, A. Smith 1.0, Gl. Montgomery 0.5
Oilers 50.0, Opponents 32.0

TACKLES (Solo-Assists-Total)
 A. Smith (68-52-120), Childress (64-26-90), J. Gray (56-15-71), McDowell (56-15-71), Robertson (39-32-71), Lathon (40-14-54), Robinson (33-21-54), Jones (34-19-53), Fuller (42-10-52), Dishman (27-13-40), Alm (24-11-35), L. Williams (24-11-35), Jackson (22-11-33), Lewis (21-6-27), Graf (13-9-22), Dumas (13-6-19), D. Smith (11-4-15), Peguee (2-6-8), Meads (2-5-7), Gl. Montgomery (5-1-6), Seale (5-0-5), T. Brown (4-1-5), Orlando (2-3-5), R. Johnson (2-3-5), Roberts (1-0-1), Veasey (1-0-1)
Oilers:(611-294-905)

USUAL STARTING LINEUP

OFFENSE	
WR	Haywood Jeffries (84)
WR	Webster Slaughter (89)
	Leonard Harris (83)
LT	Don Maggs (78)
LG	Mike Munchak (63)
C	Bruce Matthews (74)
RG	Doug Dawson (66)
RT	David Williams (73)
WR	Ernest Givins (81)
WR	Curtis Duncan (80)
QB	Warren Moon (1)
	Cody Carlson (6)
RB	Lorenzo White (44)
DEFENSE	
LE	William Fuller (95)
LT	Ray Childress (79)
RT	Jeff Alm (76)
	Doug Smith (99)
RE	Sean Jones (96)
LLB	Lamar Lathon (57)
MLB	Al Smith (54)
RLB	Eddie Robinson (50)
LCB	Chris Dishman (28)
RCB	Jerry Gray (21)
SS	Bubba McDowell (25)
FS	Marcus Robertson (31)

SPECIALISTS	
K	Al Del Greco (3)
P	Greg Montgomery (9)

Pro Bowl
 All-Pro

GM: Mike Holovak; **Head Coach:** Jack Pardee
Asst. Coaches: Kevin Gilbride (off. coord.), Jim Eddy (def. coord.), Frank Bush (LB), Frank Novak (RB), Chris Palmer (WR), Richard Smith (ST/asst. OL), Jim Stanley (DL), Steve Watterson (strength & rehab.), Gregg Williams (qual. control coord.), Bob Young (OL)

AMERICAN FOOTBALL CONFERENCE STANDINGS

AFC EAST	W	L	T	Pct
Miami	11	5	0	.688
* Buffalo	11	5	0	.688
Indianapolis	9	7	0	.563
N.Y. Jets	4	12	0	.250
New England	2	14	0	.125
AFC CENTRAL	W	L	T	Pct
Pittsburgh	11	5	0	.688
* Houston	10	6	0	.625
Cleveland	7	9	0	.438
Cincinnati	5	11	0	.313
AFC WEST	W	L	T	Pct
San Diego	11	5	0	.688
* Kansas City	10	6	0	.625
Denver	8	8	0	.500
L.A. Raiders	7	9	0	.438
Seattle	2	14	0	.125

NATIONAL FOOTBALL CONFERENCE STANDINGS

NFC EAST	W	L	T	Pct
Dallas	13	3	0	.813
* Philadelphia	11	5	0	

1989 SEASON (9-7 REGULAR SEASON, 0-1 PLAYOFFS) • 2ND PLACE AFC CENTRAL (TIED)

DATE	OPPONENT	SCORE	W/L	ATT
Sep. 10	at Minnesota	7-38	L	54,015
Sep. 17	at San Diego	34-27	W	42,013
Sep. 24	BUFFALO	41-47*	L	57,278
Oct. 1	MIAMI	39-7	W	53,326
Oct. 8	at New England	13-23	L	59,828
Oct. 15	at Chicago	33-28	W	64,383
Oct. 22	PITTSBURGH	27-0	W	59,091
Oct. 29	at Cleveland	17-28	L	78,765
Nov. 5	DETROIT	35-31	W	48,056
Nov. 13	CINCINNATI	26-24	W	60,694
Nov. 19	L.A. RAIDERS	23-7	W	59,198
Nov. 26	at Kansas City	0-34	L	51,342
Dec. 3	at Pittsburgh	23-16	W	40,541
Dec. 10	TAMPA BAY	20-17	W	54,532
Dec. 17	at Cincinnati	7-61	L	47,510
Dec. 23	CLEVELAND	20-24	L	58,852
Dec. 31	PITTSBURGH	23-26*	L	58,306

* Overtime

	TITANS	OPP
Total First Downs	327	314
Rushing	112	119
Passing	185	165
Penalty	30	30
3rd Down: Made/Att	83/203	87/191
3rd Down Pct.	40.9	45.5
4th Down: Made/Att	10/14	10/13
4th Down Pct.	71.4	76.9
Possession Avg.	31:59	28:01
Total Net Yards	5427	5211
Avg. Per Game	339.2	325.7
Total Plays	1028	940
Avg. Per Play	5.3	5.5
Net Yards Rushing	1928	1669
Avg. Per Game	120.5	104.3
Total Rushes	495	437
Net Yards Passing	3499	3542
Avg. Per Game	218.7	221.4
Sacked/Yards Lost	37/287	36/277
Gross Yards	3786	3819
Att./Comp.	496/295	467/269
Completion Pct.	59.5	57.6
Had Intercepted	16	21
Punts/Average	58/41.8	56/37.6
Net Punting Avg.	56/36.1	56/34.0
Penalties/Yards	149/1153	109/903
Fumbles/Ball Lost	39/17	25/16
Touchdowns	41	52
Rushing	16	20
Passing	23	28
Returns	2	4

BY PERIODS	1	2	3	4	OT	PTS
Oilers	50	128	85	102	0	365
Opponents	95	106	97	108	6	412

SCORING	TD	RU	PA	RT	PAT	FG	S	TP
Zendejas	0	0	0	0	40/40	25/37	0	115
Hill	8	0	8	0			0	48
Highsmith	6	4	2	0			0	36
Duncan	5	0	5	0			0	30
White	5	5	0	0			0	30
Moon	4	4	0	0			0	24
Givins	3	0	3	0			0	18
Harris	2	0	2	0			0	12
Jeffries	2	0	2	0			0	12
Pinkett	2	2	0	0			0	12
Rozier	2	2	0	0			0	12
Dishman	1	0	0	1			0	6
Seale	1	0	0	1			0	6
McDowell	0	0	0	0			1	2
Oilers	41	16	23	2	40/40	25/37	2	365
Opponents	52	20	28	4	49/50	17/21	0	412

RUSHING	No	Yds	Avg	Lg	TD
Highsmith	128	531	4.1	25	4
Pinkett	94	449	4.8	60	1
White	104	349	3.4	33	5
Rozier	88	301	3.4	17	2
Moon	70	268	3.8	19	4
Montgomery	3	17	5.7	11	0
T. Johnson	4	16	4.0	8	0
Duncan	1	0	0.0	0	0
Carlson	3	-3	-1.0	0	0
Oilers	495	1928	3.9	60	16
Opponents	437	1669	3.8	58t	20

PASSING	Att	Cmp	Pct	Yards	Yds/Att	TD	Int	Lg	Sk/Yds	Rating
Moon	464	280	60.3	3631	7.83	23	14	55	35/267	88.9
Carlson	31	15	48.4	155	5.00	0	1	23	2/20	49.8
Zendejas	1	0	0.0	0	0.00	0	1	0	0/0	0.0
Oilers	496	295	59.5	3786	7.63	23	16	55	37/287	85.5
Opponents	467	269	57.6	3819	8.18	28	21	80t	36/277	85.4

RECEIVING	No	Yds	Avg	Lg	TD
Hill	66	938	14.2	50	8
Givins	55	794	14.4	48	3
Jeffries	47	619	13.2	45t	2
Duncan	43	613	14.3	55	5
Pinkett	31	239	7.7	23	1
Highsmith	18	201	11.2	32	2
Harris	13	202	15.5	36	2
White	6	37	6.2	11	0
Verhulst	4	48	12.0	21	0
Jackson	4	31	7.8	18	0
Rozier	4	28	7.0	8	0
Mrosko	3	28	9.3	14	0
T. Johnson	1	8	8.0	8	0
Oilers	295	3786	12.8	55	23
Opponents	269	3819	14.2	80t	28

INTERCEPTIONS	No	Yds	Avg	Lg	TD
Brown	5	54	10.8	41	0
Lyles	4	66	16.5	48	0
McDowell	4	65	16.3	21	0
Dishman	4	31	7.8	31	0
Eaton	3	33	11.0	20	0
R. Johnson	1	0	0.0	0	0
Donaldson	0	14	--	14	0
Oilers	21	263	12.5	48	0
Opponents	16	171	10.7	43	0

PUNTING	No	Yds	Avg	Net	TB	In	Lg	B
Montgomery	56	2422	43.3	36.1	7	15	63	2
Oilers	56	2422	41.8	36.1	7	15	63	2
Opponents	56	2107	37.6	34.0	4	10	55	3

PUNT RETURNS	No	FC	Yds	Avg	Lg	TD
K. Johnson	19	21	122	6.4	19	0
Oilers	19	21	122	6.4	19	0
Opponents	24	7	191	8.0	28	0

KICKOFF RETURNS	No	Yds	Avg	Lg	TD
K. Johnson	21	372	17.7	39	0
White	17	303	17.8	29	0
Harris	14	331	23.6	63	0
T. Johnson	13	224	17.2	27	0
Mrosko	3	46	15.3	19	0
Williams	2	8	4.0	8	0
Fairs	1	1	1.0	1	0
Lyles	1	0	0.0	0	0
Gl. Montgomery	1	0	0.0	0	0
Verhulst	1	0	0.0	0	0
Oilers	74	1285	17.4	63	0
Opponents	59	1024	17.4	97t	1

FIELD GOALS	1-19	20-29	30-39	40-49	50+
Zendejas	1/1	8/9	9/14	5/11	2/2
Oilers	1/1	8/9	9/14	5/11	2/2
Opponents	2/2	3/3	9/10	3/5	0/1

Zendejas: () (24G, 47N, 32G, 44N, 24N) (26G, 47B, 52G, 37N) (32G, 40G, 32G) (46G, 22G),(27G, 19G, 42N) (41G, 31N, 51G, 41N) (23G) () (32G, 42G, 37G, 28G) (20G, 20G, 46G) (39N) (37N) (30G, 37G) (32N) (30G, 48G, 37G)
Opponents: (35G, 51N) () (43G, 26G) () (30G, 45N, 34G, 43G) () () (47G) (38G) () (31G, 39B, 34G) (18G, 37G, 18G) (21G, 48N) (27G, 30G) (32G)

SACKS
 Childress 8.5, Fuller 6.5, Jones 6.0, Meads 4.0, Brown 3.0, Fairs 2.5, Lyles 2.0, Gl. Montgomery 1.5, McDowell 1.0, D. Smith 1.0
Oilers 36.0, Opponents 37.0

TACKLES (Solo-Assists-Total)
 Grimsley (72-30-102), McDowell (63-25-88), A. Smith (47-25-72), Lyles (43-22-65), Brown (49-14-63), Donaldson (35-27-62), Meads (35-26-61), Childress (38-19-57), Allen (47-6-53), Eaton (26-18-44), Fuller (31-11-42), Jones (21-14-35), Fairs (22-11-33), Dishman (27-3-30), Byrd (20-10-30), D. Smith (17-6-23), R. Johnson (17-5-22), Kozak (9-1-10), Bell (3-0-3), Brantley (2-1-3)
Team Totals: 651-293-944

USUAL STARTING LINEUP

OFFENSE

WR Drew Hill (85)
 LT Bruce Davis (77)
LG Mike Munchak (63)
 C Jay Pennison (52)
RG Bruce Matthews (74)
 RT Dean Steinkuhler (70)
 TE Bob Mrosko (87)
 WR Ernest Givins (81)
QB Warren Moon (1)
 RB Mike Rozier (30)
 FB Alonzo Highsmith (32)

DEFENSE

LE Ray Childress (79)
 NT Doug Smith (99)
 RE Richard Byrd (71)
 Sean Jones (96)
 OLB Robert Lyles (93)
 ILB John Grimsley (59)
 ILB Al Smith (54)
 OLB Johnny Meads (91)
 LCB Steve Brown (24)
 RCB Patrick Allen (29)
 SS Bubba McDowell (25)
 FS Jeff Donaldson (31)

SPECIALISTS

K Tony Zendejas (7)
 P Greg Montgomery (9)

Pro Bowl
 All-Pro

GM: Mike Holovak; **Head Coach:** Jerry Glanville
Asst. Coaches: Kevin Gilbride (QB), Kim Helton (OL), Frank Novak (RB), Floyd Reese (LB), Nick Saban (DB), Ray Sherman (WR), Doug Shively (DL), Richard Smith (ST/TE), Steve Watterson (strength & rehab.)

AMERICAN FOOTBALL CONFERENCE STANDINGS

AFC EAST	W	L	T	Pct
Buffalo	9	7	0	.563
Indianapolis	8	8	0	.500
Miami	8	8	0	.500
New England	5	11	0	.313
N.Y. Jets	4	12	0	.250

AFC CENTRAL	W	L	T	Pct
Cleveland	9	6	1	.594
* Houston	9	7	0	.563
* Pittsburgh	9	7	0	.563
Cincinnati	8	8	0	.500

AFC WEST	W	L	T	Pct
Denver	11	5	0	.688
Kansas City	8	7	1	.531
L.A. Raiders	8	8	0	.500
Seattle	7	9	0	.438
San Diego	6	10	0	.375

NATIONAL FOOTBALL CONFERENCE STANDINGS

NFC EAST	W	L	T	Pct
N.Y. Giants	12	4	0	.750
* Philadelphia	11	5	0	.688
Washington	10	6	0	.625
Phoenix	5	11	0	.313
Dallas	1	15	0	.063

NFC CENTRAL	W	L	T	Pct
Minnesota	10	6	0	.625
Green Bay	10	6	0	.625
Detroit	7	9	0	.438
Chicago	6	10	0	.375
Tampa Bay	5	11	0	.313

NFC WEST	W	L	T	Pct
San Francisco	14	2	0	.875
* L.A. Rams	11	5	0	.688
New Orleans	9	7	0	.563
Atlanta	3	13	0	.188

* Wild Card for Playoffs

1988 SEASON (10-6 REGULAR SEASON, 1-1 PLAYOFFS) • 2ND PLACE AFC CENTRAL (TIED)

DATE	OPPONENT	SCORE	W/L	ATT
Sep. 4	at Indianapolis	17-14*	W	57,251
Sep. 11	L.A. RAIDERS	38-35	W	46,050
Sep. 18	at NY Jets	3-45	L	64,683
Sep. 25	NEW ENGLAND	31-6	W	38,646
Oct. 2	at Philadelphia	23-32	L	64,692
Oct. 9	KANSAS CITY	7-6	W	39,134
Oct. 16	at Pittsburgh	34-14	W	52,229
Oct. 23	at Cincinnati	21-44	L	54,659
Oct. 30	WASHINGTON	41-17	W	48,781
Nov. 7	CLEVELAND	24-17	W	51,467
Nov. 13	at Seattle	24-27	L	60,446
Nov. 20	PHOENIX	38-20	W	43,843
Nov. 24	at Dallas	25-17	W	50,845
Dec. 4	PITTSBURGH	34-37	L	47,791
Dec. 11	CINCINNATI	41-6	W	50,269
Dec. 18	at Cleveland	23-28	L	74,610
Dec. 24	at Cleveland	24-23	W	74,977
Jan. 1	at Buffalo	10-17	L	79,532

* Overtime

	TITANS	OPP
Total First Downs	308	304
Rushing	141	94
Passing	148	170
Penalty	19	40
3rd Down: Made/Att	84/202	82/207
3rd Down Pct.	41.6	39.6
4th Down: Made/Att	7/13	8/14
4th Down Pct.	53.8	57.1
Possession Avg.	31:11	28:49
Total Net Yards	5205	4858
Avg. Per Game	325.3	303.6
Total Plays	1010	985
Avg. Per Play	5.2	4.9
Net Yards Rushing	2249	1592
Avg. Per Game	140.6	99.5
Total Rushes	558	431
Net Yards Passing	2956	3266
Avg. Per Game	184.8	204.1
Sacked/Yards Lost	24/210	42/353
Gross Yards	3166	3619
Att./Comp.	428/218	512/281
Completion Pct.	50.9	54.9
Had Intercepted	18	22
Punts/Average	65/38.8	80/37.2
Net Punting Avg.	65/34.1	80/31.9
Penalties/Yards	125/1150	118/947
Fumbles/Ball Lost	33/17	33/20
Touchdowns	51	46
Rushing	26	20
Passing	21	22
Returns	4	4

BY PERIODS	1	2	3	4	OT	PTS
Oilers	84	137	100	100	3	424
Opponents	85	112	71	97	0	365

SCORING	TD	RU	PA	RT	PAT	FG	S	TP
Zendejas	0	0	0	0	48/50	22/34	0	114
Rozier	11	10	1	0	0	0	0	66
Hill	10	0	10	0	0	0	0	60
Pinkett	9	7	2	0	0	0	0	54
Givins	5	0	5	0	0	0	0	30
Moon	5	5	0	0	0	0	0	30
Highsmith	2	2	0	0	0	0	0	12
Brown	1	0	0	1	0	0	0	6
Bryant	1	0	0	1	0	0	0	6
Carlson	1	1	0	0	0	0	0	6
Dishman	1	0	0	1	0	0	0	6
Drewrey	1	0	1	0	0	0	0	6
Duncan	1	0	1	0	0	0	0	6
Jeffries	1	0	1	0	0	0	0	6
Pease	1	1	0	0	0	0	0	6
White	1	0	0	1	0	0	0	6
Fairs	0	0	0	0	1	2	0	2
Seale	0	0	0	0	0	1	2	2
Oilers	51	26	21	4	48/50	22/34	2	424
Opponents	46	20	22	4	43/46	14/18	2	365

RUSHING	No	Yds	Avg	Lg	TD
Rozier	251	1002	4.0	28	10
Pinkett	122	513	4.2	27	7
Highsmith	94	466	5.0	42	2
White	31	115	3.7	16	0
Moon	33	88	2.7	14	5
Carlson	12	36	3.0	10	1
Givins	4	26	6.5	10	0
Tillman	3	5	1.7	2	0

PASSING	Att	Cmp	Pct	Yards	Yds/Att	TD	Int	Lg	Sk/Yds	Rating
Moon	294	160	54.4	2327	7.91	17	8	57t	12/120	88.4
Carlson	112	52	46.4	775	6.92	4	6	51t	10/72	59.2
Pease	22	6	27.3	64	2.91	0	4	21	2/18	0.0
Oilers	428	218	50.9	3166	7.40	21	18	57t	24/210	74.2
Opponents	512	281	54.9	3619	7.07	22	22	80t	42/353	73.7

Pease	8	-2	-0.3	4t	1
Oilers	558	2249	4.0	42	26
Opponents	431	1592	3.7	44t	20

RECEIVING	No	Yds	Avg	Lg	TD
Hill	72	1141	15.8	57t	10
Givins	60	976	16.3	46	5
Duncan	22	302	13.7	36	1
Highsmith	12	131	10.9	28	0
Pinkett	12	114	9.5	51t	2
Drewrey	11	172	15.6	55	1
Rozier	11	99	9.0	18	1
Harris	10	136	13.6	42	0
Williams	6	46	7.7	10	0
Jeffries	2	49	24.5	42	1
Oilers	218	3166	14.5	57t	21
Opponents	281	3619	12.9	80t	22

INTERCEPTIONS	No	Yds	Avg	Lg	TD
Donaldson	4	29	7.3	23	0
Bryant	3	56	18.7	36t	1
R. Johnson	3	0	0.0	0	0
Brown	2	48	24.0	44t	1
Lyles	2	3	1.5	3	0
K. Johnson	1	51	51.0	51	0
Seale	1	46	46.0	46	0
Allen	1	23	23.0	21	0
D. Smith	1	20	20.0	20	0
Fuller	1	9	9.0	9	0
Grimsley	1	9	9.0	9	0
Bostic	1	7	7.0	7	0
Byrd	1	1	1.0	1	0
Oilers	22	302	13.7	51	2
Opponents	18	289	16.1	73	1

PUNTING	No	Yds	Avg	Net	TB	In	Lg	B
Montgomery	65	2523	38.8	34.1	5	12	61	0
Oilers	65	2523	38.8	34.1	5	12	61	0
Opponents	80	2973	37.2	31.9	10	14	60	5

PUNT RETURNS	No	FC	Yds	Avg	Lg	TD
K. Johnson	30	6	170	5.7	16	0
Duncan	4	2	47	11.8	26	0
Drewrey	2	2	8	4.0	8	0
Oilers	36	10	225	6.3	26	0
Opponents	35	9	206	5.9	18	0

KICKOFF RETURNS	No	Yds	Avg	Lg	TD
Harris	34	678	19.9	56	0
White	8	196	24.5	90t	1
Pinkett	7	137	19.6	29	0
K. Johnson	6	157	26.2	56	0
Donaldson	1	5	5.0	5	0
Drewrey	1	10	10.0	10	0
Duncan	1	34	34.0	34	0
R. Johnson	1	2	2.0	2	0
Tillman	1	13	13.0	13	0
Oilers	60	1232	20.5	90t	1
Opponents	69	1362	19.7	92t	1

FIELD GOALS	1-19	20-29	30-39	40-49	50+
Zendejas	1/1	3/5	7/8	9/16	2/4
Oilers	1/1	3/5	7/8	9/16	2/4
Opponents	0/0	4/4	1/2	8/10	1/2

Zendejas: (47B, 26N, 35G), (19G) (30G, 26N, 48N) (46N, 46N, 49G) () (37N, 50N) (50G, 27G) (45N) (41G, 39G) (52N, 47G) (52G) (46N, 37G) (28G, 49G, 47G, 22G) (36G, 41G, 41N) (43G, 48G) (39G, 42G, 35G)
 Opponents: (57N) (48N) (47G) () (22G, 39G, 41G) (28G, 51G) () () (46G) (40G) (40G, 46G) () (29G) (39N, 45G, 48B) (45G, 27G) ()

SACKS
 Childress 8.5, Fuller 8.5, Meads 8.0, S. Jones 7.5, D. Smith 3.0, Bostic 2.0, Lyles 1.5, Grimsley 1.0, Mikolas 1.0, Seale 1.0
Oilers 42.0, Opponents 24.0

TACKLES (Solo-Assists-Total)
 Grimsley (66-45-111), A. Smith (57-39-96), Lyles (58-34-92), Donaldson (53-34-87), Bostic (47-23-70), Meads (43-21-64), Brown (46-17-63), Childress (45-15-60), Fuller (40-16-56), R. Johnson (31-13-44), Allen (33-6-39), S. Jones (22-15-37), Byrd (25-11-36), D. Smith (22-13-35), Seale (14-5-19), Bryant (7-8-15), Dishman (12-0-12), K. Johnson (7-2-9), Fairs (8-0-8), Banks (4-0-4), W. Johnson (2-1-3), Mikolas (1-0-1), Loveall (1-0-1), Caston (0-1-1)
Team Totals: 644-319-963

USUAL STARTING LINEUP

OFFENSE

WR Drew Hill (85)
LT Bruce Davis (77)
LG Mike Munchak (63)
C Jay Pennison (52)
RG Bruce Matthews (74)
RT Dean Steinkuhler (70)
TE Jamie Williams (87)
WR Ernest Givins (81)
QB Warren Moon (1)
RB Mike Rozier (30)
FB Alonzo Highsmith (32)

DEFENSE

LE Ray Childress (79)
NT Doug Smith (99)
 Richard Byrd (71)
RE William Fuller (95)
OLB Robert Lyles (93)
ILB John Grimsley (59)
ILB Al Smith (54)
OLB Johnny Meads (91)
LCB Steve Brown (24)
RCB Patrick Allen (29)
SS Keith Bostic (25)
FS Jeff Donaldson (31)

SPECIALISTS

K Tony Zendejas (7)
P Greg Montgomery (9)

Pro Bowl

All-Pro

GM: Ladd Herzog; **Head Coach:** Jerry Glanville
Asst. Coaches: Kim Helton (OL), Milt Jackson (WR), June Jones (QB), Floyd Reese (LB), Nick Saban (DB), Ray Sherman (RB), Doug Shively (DL), Richard Smith (ST/TE), Steve Watterson (strength & rehab.)

AMERICAN FOOTBALL CONFERENCE STANDINGS

AFC EAST	W	L	T	Pct
Buffalo	12	4	0	.750
Indianapolis	9	7	0	.563
New England	9	7	0	.563
N.Y. Jets	8	7	1	.531
Miami	6	10	0	.375
AFC CENTRAL	W	L	T	Pct
Cincinnati	12	4	0	.750
* Cleveland	10	6	0	.625
* Houston	10	6	0	.625
Pittsburgh	5	11	0	.313
AFC WEST	W	L	T	Pct
Seattle	9	7	0	.563
Denver	8	8	0	.500
L.A. Raiders	7	9	0	.438
San Diego	6	10	0	.375
Kansas City	4	11	1	.281

NATIONAL FOOTBALL CONFERENCE STANDINGS

NFC EAST	W	L	T	Pct
Philadelphia	10	6	0	.625
N.Y. Giants	10	6	0	.625
Washington	7	9	0	.438
Phoenix	7	9	0	.438
Dallas	3	13	0	.188
NFC CENTRAL	W	L	T	Pct
Chicago	12	4	0	.750

1986 SEASON (5-11 REGULAR SEASON, 0-0 PLAYOFFS) • 4TH PLACE AFC CENTRAL

DATE	OPPONENT	SCORE	W/L	ATT
Sep. 7	at Green Bay	31-3	W	54,065
Sep. 14	CLEVELAND	20-23	L	46,049
Sep. 21	at Kansas City	13-27	L	43,699
Sep. 29	PITTSBURGH	16-22*	L	42,001
Oct. 5	at Detroit	13-24	L	41,960
Oct. 12	CHICAGO	7-20	L	46,026
Oct. 19	at Cincinnati	28-31	L	53,844
Oct. 26	L.A. RAIDERS	17-28	L	41,641
Nov. 2	at Miami	7-28	L	43,804
Nov. 9	CINCINNATI	32-28	W	32,130
Nov. 16	at Pittsburgh	10-21	L	49,724
Nov. 23	INDIANAPOLIS	31-17	W	31,792
Nov. 30	at Cleveland	10-13*	L	62,309
Dec. 7	at San Diego	0-27	L	40,103
Dec. 14	MINNESOTA	23-10	W	32,738
Dec. 21	BUFFALO	16-7	W	31,409

* Overtime

	TITANS	OPP
Total First Downs	299	285
Rushing	101	102
Passing	179	137
Penalty	19	46
3rd Down: Made/Att	88/233	79/223
3rd Down Pct.	37.8	35.4
4th Down: Made/Att	4/13	6/12
4th Down Pct.	30.8	50.0
Possession Avg.	30:33	29:27
Total Net Yards	5149	5034
Avg. Per Game	321.8	314.6
Total Plays	1089	1054
Avg. Per Play	4.7	4.8
Net Yards Rushing	1700	2035
Avg. Per Game	106.3	127.2
Total Rushes	490	532
Net Yards Passing	3449	2999
Avg. Per Game	215.6	187.4
Sacked/Yards Lost	48/394	32/201
Gross Yards	3843	3200
Att./Comp.	551/288	490/228
Completion Pct.	52.3	46.5
Had Intercepted	31	16
Punts/Average	89/41.1	94/39.5
Net Punting Avg.	89/35.7	94/33.3
Penalties/Yards	121/1018	85/674
Fumbles/Ball Lost	28/12	31/16
Touchdowns	30	39
Rushing	13	13
Passing	14	25
Returns	3	1

BY PERIODS	1	2	3	4	OT	PTS
Oilers	57	70	71	76	0	274
Opponents	37	131	71	81	9	329

SCORING	TD	RU	PA	RT	PAT	FG	S	TP
Zendejas	0	0	0	0	28/29	22/27	0	94
D. Hill	5	0	5	0			0	30
Wallace	5	3	2	0			0	30
Givins	4	1	3	0			0	24
Rozier	4	4	0	0			0	24
Pinkett	3	2	1	0			0	18
Moon	2	2	0	0			0	12
Woolfolk	2	0	2	0			0	12
Donaldson	1	0	0	1			0	6
Lyles	1	0	0	1			0	6
Moriarty	1	1	0	0			0	6
Munchak	1	0	0	1			0	6
J. Williams	1	0	1	0			0	6
Oilers	30	13	14	3	28/29	22/27	0	274
Opponents	39	13	25	1	38/38	19/29	0	329

RUSHING	No	Yds	Avg	Lg	TD
Rozier	199	662	3.3	19t	4
Pinkett	77	225	2.9	14	2
Wallace	52	218	4.2	19	3
Moon	42	157	3.7	19	2
Givins	9	148	16.4	43t	1
Moriarty	55	137	2.5	9	1
Banks	29	80	2.8	9	0
Woolfolk	23	57	2.5	15	0
Luck	2	12	6.0	8	0
Edwards	1	3	3.0	3	0
Oliver LG	1	1	1.0	1	0
Oliver TM	1	1	1.0	1	0
Oilers	490	1700	3.5	43t	13
Opponents	532	2035	3.8	45	13

PASSING	Att	Cmp	Pct	Yards	Yds/Att	TD	Int	Lg	Sk/Yds	Rating
Moon	488	256	52.5	3489	7.15	13	26	81t	41/332	62.3
Luck	60	31	51.7	341	5.68	1	5	27	7/62	39.7
Givins	2	0	0.0	0	0.00	0	0	0	0/0	39.6
Rozier	1	1	100.0	13	13.00	0	0	13	0/0	118.8
Oilers	551	288	52.3	3843	6.97	14	31	81t	48/394	59.7
Opponents	490	228	46.5	3200	6.53	25	16	85t	32/201	71.5

RECEIVING	No	Yds	Avg	Lg	TD
D. Hill	65	1112	17.1	81t	5
Givins	61	1062	17.4	60	3
Pinkett	35	248	7.1	20	1
Woolfolk	28	314	11.2	30	2
Rozier	24	180	7.5	23	0
J. Williams	22	227	10.3	33	1
Drewrey	18	299	16.6	31	0
Wallace	17	177	10.4	35t	2
Banks	7	71	10.1	17	0
T. Smith	4	72	18.0	25	0
Akiu	4	67	16.8	27	0
Moriarty	2	16	8.0	17	0
Oliver LG	1	-2	-2.0	-2	0
Oliver TM	1	-2	-2.0	-2	0
Oilers	288	3843	13.3	81t	14
Opponents	228	3200	14.0	85t	25

INTERCEPTIONS	No	Yds	Avg	Lg	TD
Lyday	3	24	8.0	24	0
Allen	3	20	6.7	18	0
Brown	2	34	17.0	38	0
Eason	2	16	8.0	11	0
R. Johnson	2	6	3.0	6	0
Lyles	2	0	0.0	0	0
Bostic	1	0	0.0	0	0
Donaldson	1	0	0.0	0	0
Oilers	16	100	6.3	38	0
Opponents	31	325	10.5	36	1

PUNTING	No	Yds	Avg	Net	TB	In	Lg	B
L. Johnson	88	3623	41.2	35.7	9	26	66	0
Zendejas	1	36	36.0	36.0	0	1	36	0
Oilers	89	3659	41.1	35.7	9	27	66	0
Opponents	94	3713	39.5	33.3	12	16	61	1

PUNT RETURNS	No	FC	Yds	Avg	Lg	TD
Drewrey	34	13	262	7.7	25	0
Givins	8	0	80	10.0	17	0
Pinkett	1	2	-1	-1.0	-1	0
Oilers	43	15	341	7.9	25	0
Opponents	40	21	303	7.6	41	0

KICKOFF RETURNS	No	Yds	Avg	Lg	TD
Drewrey	25	500	20.0	32	0
Pinkett	26	519	20.0	48	0
Tasker	3	65	21.7	24	0
Riley	2	17	8.5	10	0
Woolfolk	2	38	19.0	21	0
Madsen	1	0	0.0	0	0
Oilers	59	1139	19.3	48	0
Opponents	32	695	21.7	44	0

FIELD GOALS	1-19	20-29	30-39	40-49	50+
Zendejas	1/1	7/7	7/9	6/7	1/3
Oilers	1/1	7/7	7/9	6/7	1/3
Opponents	0/0	7/7	4/5	7/15	1/2

Zendejas: (20G) (35G, 37G) () (45G, 29G, 23G) (25G, 45N, 19G) (54N) () (48G) () (42G, 25G, 30G, 46G) (44G, 39N) (34G, 32N) (53N, 47G) () (31G, 33G, 36G) (26G, 51G, 22G)
Opponents: (26G, 40N) (34G, 29G, 45G) (47G, 45G) (36N, 42G, 45G, 28G) (48G) (31G, 27G) (49B, 51G, 41N) (47N) (47N) (49N, 47N) () (37G) (23G, 29G) (20G, 35G) (40G) (53N, 42B)

SACKS
 Childress 5.0, Meads 3.5, Byrd 3.0, Lyles 3.0, Abraham 2.0, Baker (Hou) 2.0, Bostic 2.0, D. Smith 2.0, Donaldson 1.5, Brown 1.0, Bush 1.0, Fuller 1.0, Golic 1.0, Grimsley 1.0, R. Johnson 1.0, Madsen 1.0, Taylor 1.0
Oilers 32.0, Opponents 48.0.

TACKLES (Solo-Assists-Total)
 Grimsley (112-87-199), Childress (67-105-172), Abraham (77-59-136), Lyles (78-57-135), Byrd (44-80-124), Meads (59-52-111), Donaldson (58-52-110), Bostic (55-24-79), Brown (64-13-77), Golic (24-42-66), Eason (37-25-62), D. Smith (22-29-51), Allen (36-9-45), R. Johnson (17-6-23), Riley (12-11-23), Fuller (9-13-22), Bush (13-7-20), Fairs (11-4-15), McMillian (8-3-11), Baker (3-6-9), Matthews (6-2-8), Dodge (6-1-7), Banks (5-1-6), Madsen (3-3-6), Parks (3-2-5), Pinkett (4-0-4), Akiu (3-0-3), Oliver (2-0-2), D. Williams (1-0-1), Dressel (1-0-1), L. Johnson (1-0-1), Morgan (1-0-1), Griffin (1-0-1), Tasker (0-1-1) Drewrey (0-1-1), Taylor (0-1-1)
Team Totals: 866-714-1580

USUAL STARTING LINEUP

OFFENSE	
WR	Drew Hill (85)
LT	Bruce Matthews (74)
LG	Mike Munchak (63)
C	Jim Romano (55)
	Jay Pennison (52)
RG	Kent Hill (72)
RT	Dean Steinkuhler (70)
TE	Jamie Williams (87)
WR	Ernest Givins (81)
QB	Warren Moon (1)
RB	Mike Rozier (30)
FB	Larry Moriarty (30)
	Butch Woolfolk (40)

DEFENSE	
LE	Ray Childress (79)
NT	Doug Smith (99)
	Mike Golic (68)
RE	Richard Byrd (71)
OLB	Robert Lyles (93)
ILB	Avon Riley (53)
	John Grimsley (59)
ILB	Robert Abraham (56)
OLB	Johnny Meads (91)
LCB	Steve Brown (24)
RCB	Patrick Allen (29)
SS	Keith Bostic (25)
FS	Bo Eason (21)
	Jeff Donaldson (31)

SPECIALISTS	
K	Tony Zendejas (7)
P	Lee Johnson (11)

Pro Bowl
 All-Pro

GM: Ladd Herzeg; **Head Coach:** Jerry Glanville
Asst. Coaches: Dick Jamieson (off. coord./RB), Tom Bettis (DB), Gary Huff (QB), Milt Jackson (WR), Miller McCalmon (ST), Floyd Reese (LB), Doug Shively (DL), Bill Walsh (OL), Steve Watterson (strength & cond.)

AMERICAN FOOTBALL CONFERENCE STANDINGS

AFC EAST	W	L	T	Pct
New England	11	5	0	.688
* N.Y. Jets	10	6	0	.625
Miami	8	8	0	.500
Buffalo	4	12	0	.250
Indianapolis	3	13	0	.188
AFC CENTRAL	W	L	T	Pct
Cleveland	12	4	0	.750
Cincinnati	10	6	0	.625
Pittsburgh	6	10	0	.375
Houston	5	11	0	.313
AFC WEST	W	L	T	Pct
Denver	11	5	0	.688
* Kansas City	10	6	0	.625
Seattle	10	6	0	.625
L.A. Raiders	8	8	0	.500
San Diego	4	12	0	.250

NATIONAL FOOTBALL CONFERENCE STANDINGS

NFC EAST	W	L	T	Pct
N.Y. Giants	14	2	0	.875
* Washington	12	4	0	.750
Dallas	7	9	0	.438
Philadelphia	5	10	1	.344
St. Louis	4	11	1	.281
NFC CENTRAL	W	L	T	Pct
Chicago	14	2	0	.875
Minnesota	9	7	0	.563
Detroit	5	11	0	.313
Green Bay	4	12	0	.250
Tampa Bay	2	14	0	.125
NFC WEST	W	L	T	Pct
San Francisco	10	5	1	.656
* L.A. Rams	10	6	0	.625
Atlanta	7	8	1	.469
New Orleans	7	9	0	.438

* Wild Card for Playoffs

1985 SEASON (5-11 REGULAR SEASON, 0-0 PLAYOFFS) • 4TH PLACE AFC CENTRAL

DATE	OPPONENT	SCORE	W/L	ATT
Sep. 8	MIAMI	26-23	W	47,656
Sep. 15	at Washington	13-16	L	53,553
Sep. 22	at Pittsburgh	0-20	L	58,572
Sep. 29	DALLAS	10-17	L	49,686
Oct. 6	at Denver	20-31	L	74,699
Oct. 13	CLEVELAND	6-21	L	38,386
Oct. 20	CINCINNATI	44-27	W	35,590
Oct. 27	at St. Louis	20-10	W	43,190
Nov. 3	KANSAS CITY	23-20	W	41,238
Nov. 10	at Buffalo	0-20	L	21,881
Nov. 17	PITTSBURGH	7-30	L	45,977
Nov. 24	SAN DIEGO	37-35	W	34,336
Dec. 1	at Cincinnati	27-45	L	46,140
Dec. 8	NY GIANTS	14-35	L	36,576
Dec. 15	at Cleveland	21-28	L	50,793
Dec. 22	at Indianapolis	16-34	L	55,818

	TITANS	OPP
Total First Downs	270	356
Rushing	96	150
Passing	149	158
Penalty	25	48
3rd Down: Made/Att	74/218	84/213
3rd Down Pct.	33.9	39.4
4th Down: Made/Att	8/20	10/15
4th Down Pct.	40.0	66.7
Possession Avg.	28:07	31:53
Total Net Yards	4652	6155
Avg. Per Game	290.8	384.7
Total Plays	998	1091
Avg. Per Play	4.7	5.6
Net Yards Rushing	1570	2814
Avg. Per Game	98.1	175.9
Total Rushes	428	588
Net Yards Passing	3028	3341
Avg. Per Game	192.6	208.8
Sacked/Yards Lost	58/441	41/313
Gross Yards	3523	3654
Att./Comp.	512/277	462/260
Completion Pct.	54.1	56.3
Had Intercepted	22	15
Punts/Average	84/41.5	68/39.4
Net Punting Avg.	84/35.5	68/33.3
Penalties/Yards	127/1150	121/908
Fumbles/Ball Lost	41/15	35/20
Touchdowns	32	51
Rushing	13	21
Passing	18	29
Returns	1	1

BY PERIODS	1	2	3	4	OT	PTS
Oilers	24	90	63	107	0	284
Opponents	126	94	112	80	0	412

SCORING	TD	RU	PA	RT	PAT	FG	S	TP
Zendejas	0	0	0	0	29/31	21/27	0	92
Hill	9	0	9	0	0	0	0	54
Rozier	8	8	0	0	0	0	0	48
Woolfolk	5	1	4	0	0	0	0	30
Moriarty	3	3	0	0	0	0	0	18
T. Smith	2	0	2	0	0	0	0	12
Akiu	1	0	0	1	0	0	0	6
Dressel	1	0	1	0	0	0	0	6
Edwards	1	1	0	0	0	0	0	6
McCloskey	1	0	1	0	0	0	0	6
Williams	1	0	1	0	0	0	0	6
Oilers	31	13	18	1	29/31	21/27	0	284
Opponents	50	21	29	1	48/50	19/34	0	412

RUSHING	No	Yds	Avg	Lg	TD
Rozier	133	462	3.5	30	8
Woolfolk	103	392	3.8	43	1
Moriarty	106	381	3.6	18	3
Moon	39	130	3.3	17	0
Edwards	25	96	3.8	19	1
Luck	15	95	6.3	17	0
Tasker	2	16	8.0	13	0
Moroski	2	2	1.0	2	0
L. Johnson	1	0	0.0	0	0
Drewrey	2	-4	-2.0	5	0
Oilers	428	1570	3.7	43	13
Opponents	588	2814	4.8	67	21

PASSING	Att	Cmp	Pct	Yards	Yds/Att	TD	Int	Lg	Sk/Yds	Rating
Moon	377	200	53.1	2709	7.19	15	19	80t	46/366	68.5
Luck	100	56	56.0	572	5.72	2	2	46t	8/50	70.9
Moroski	34	20	58.8	249	7.32	1	1	46	4/25	79.2
Zendejas	1	1	100.0	-7	100.0	0	0	0	0/0	79.2
Oilers	512	277	54.1	3523	6.88	18	22	80t	58/441	69.7
Opponents	462	260	56.3	3654	7.91	29	15	68t	41/313	89.3

RECEIVING	No	Yds	Avg	Lg	TD
Woolfolk	80	814	10.2	80t	4
Hill	64	1169	18.3	57t	9
T. Smith	46	660	14.3	33	2
Williams	39	444	11.4	29	1
Moriarty	17	112	6.6	16	0
Rozier	9	96	10.7	52	0
Edwards	7	71	10.1	31	0
McCloskey	4	29	7.3	24t	1
Dressel	3	17	5.7	12	1
Akiu	2	32	16.0	24	0
Drewrey	2	28	14.0	19	0
Tasker	2	19	9.5	14	0
Holston	1	25	25.0	25	0
Walls	1	7	7.0	7	0
Oilers	277	3523	12.7	80t	18
Opponents	260	3654	14.1	68t	29

INTERCEPTIONS	No	Yds	Avg	Lg	TD
Brown	5	41	8.2	22	0
Eason	3	55	18.3	55	0
Bostic	3	28	9.3	26	0
Kush	2	6	3.0	6	0
Riley	1	14	14.0	14	0
Stensrud	1	0	0.0	0	0
Oilers	15	144	9.6	55	0
Opponents	22	267	12.1	61t	1

PUNTING	No	Yds	Avg	Net	TB	In	Lg	B
L. Johnson	83	3464	41.7	35.7	8	22	65	0
T. Smith	1	26	26.0	26.0	0	1	26	0
Oilers	84	3490	41.5	35.5	8	23	65	0
Opponents	68	2677	39.4	33.3	8	19	56	4

PUNT RETURNS	No	FC	Yds	Avg	Lg	TD
Drewrey	24	10	215	9.0	23	0
Donaldson	6	1	35	5.8	13	0
Oilers	30	11	250	8.3	23	0
Opponents	45	7	345	7.7	31	0

KICKOFF RETURNS	No	Yds	Avg	Lg	TD
Drewrey	26	642	24.7	50	0
Tasker	17	447	26.3	52	0
Walls	12	234	19.5	42	0
Donaldson	5	93	18.6	22	0
Brown	2	45	22.5	28	0
Williams	2	21	10.5	12	0
Breihl	1	5	5.0	5	0
Hill	1	22	22.0	22	0
Lyday	1	6	6.0	6	0
Oilers	67	1515	22.6	52	0
Opponents	39	970	24.9	81	0

FIELD GOALS	1-19	20-29	30-39	40-49	50+
Zendejas	0/0	6/7	8/11	4/6	3/3
Oilers	0/0	6/7	8/11	4/6	3/3
Opponents	0/0	5/7	12/17	1/7	1/3

Zendejas: (35G, 46G) (44G, 35G, 42N, 33N) () (33G, 37N) (27G, 25G) (50G, 27G) (40N, 34G, 28G, 32G) (39G, 38G) (39N, 38G) () () (46G, 52G, 51G) (25G, 26G) () (24N) (45G)
Opponents: (33G, 36G, 23G) (34G) (37G, 38G, 40N) (47N, 33N, 36N, 35G, 36N) (37G, 51N, 51N) () (47G, 22G) (30G, 28N, 42N, 33N) (32N, 35G, 39G) (24G, 23G) (52G, 31G, 34G) (47N) (28N, 29G, 48N) () (41B) ()

SACKS
 Baker 5.5, Kush 5.0, Bostic 5.0, Stensrud 5.0, Childress 3.5, Bush 3.0, Eason 2.5, Riley 2.0, D. Smith 2.0, Sochia 2.0, Meads 1.5, Abraham 1.0, Brown 1.0, Byrd 1.0, Donaldson 1.0
Oilers 41.0, Opponents 58.0

TACKLES (Solo-Assists-Total)
 Riley (80-67-147), Childress (71-64-135), Eason (87-44-131), Lyles (60-70-130), Abraham (51-59-110), Bostic (75-34-109), Bush (52-47-99), Grimsley (46-41-87), Brown (63-23-86), Baker (43-39-82), Stensrud (35-30-65), Allen (46-9-57), Byrd (18-33-51), Meads (28-12-40), Donaldson (26-4-30), Smith (15-14-29), Sochia (15-10-25), Kush (21-6-27), Lyday (18-9-27), Johnson (15-1-16), Briehl (6-9-15), McCillian (1-0-1)
Team Totals: 872-625-1499

USUAL STARTING LINEUP

OFFENSE
 WR Tim Smith (83)
 LT Harvey Salem (73)
LG Mike Munchak (63)
 C Jim Romano (55)
 RG John Schuhmacher (62)
 RT Bruce Matthews (74)
 TE Jamie Williams (87)
 WR Drew Hill (85)
 QB Warren Moon (1)
 RB Butch Woolfolk (40)
 FB Larry Moriarty (30)

DEFENSE
 LE Ray Childress (79)
 NT Mike Stensrud (67)
 RE Jesse Baker (75)
 OLB Robert Lyles (93)
 ILB Avon Riley (53)
 ILB Robert Abraham (56)
 OLB Frank Bush (94)
 LCB Steve Brown (24)
 RCB Patrick Allen (29)
 SS Keith Bostic (25)
 FS Bo Eason (21)

SPECIALISTS
 K Tony Zendejas (7)
 P Lee Johnson (11)

Pro Bowl
 All-Pro

GM: Ladd Herzeg; **Head Coach:** Hugh Campbell (14 games), Jerry Glanville (two games)
Asst. Coaches: Joe Faragalli (off. coord.), Jerry Glanville (def. coord.*), Bill Allerheiligen (strength & cond.), John Devlin (inside LB), Gene Gaines (ST/outside LB), Ken Houston (DB), Bruce Lemmerman (WR), Bob Padilla (DL), Al Roberts (off. backs), Bill Walsh (OL)

* Coord. for first 14 games; head coach last two games

AMERICAN FOOTBALL CONFERENCE STANDINGS

AFC EAST	W	L	T	Pct
Miami	12	4	0	.750
* N.Y. Jets	11	5	0	.688
* New England	11	5	0	.688
Indianapolis	5	11	0	.313
Buffalo	2	14	0	.125

AFC CENTRAL	W	L	T	Pct
Cleveland	8	8	0	.500
Cincinnati	7	9	0	.438
Pittsburgh	7	9	0	.438
Houston	5	11	0	.313

AFC WEST	W	L	T	Pct
L.A. Raiders	12	4	0	.750
Denver	11	5	0	.688
Seattle	8	8	0	.500
San Diego	8	8	0	.500
Kansas City	6	10	0	.375

NATIONAL FOOTBALL CONFERENCE STANDINGS

NFC EAST	W	L	T	Pct
Dallas	10	6	0	.625
* N.Y. Giants	10	6	0	.625
Washington	10	6	0	.625
Philadelphia	7	9	0	.438
St. Louis	5	11	0	.313

NFC CENTRAL	W	L	T	Pct
Chicago	15	1	0	.938
Green Bay	8	8	0	.500
Minnesota	7	9	0	.438
Detroit	7	9	0	.438
Tampa Bay	2	14	0	.125

NFC WEST	W	L	T	Pct
L.A. Rams	11	5	0	.688
* San Francisco	10	6	0	.625
New Orleans	5	11	0	.313
Atlanta	4	12	0	.250

* Wild Card for Playoffs

1983 SEASON (2-14 REGULAR SEASON, 0-0 PLAYOFFS) • 4TH PLACE AFC CENTRAL

DATE	OPPONENT	SCORE	W/L	ATT
Sep. 4	GREEN BAY	38-41*	L	44,073
Sep. 11	at L.A. Raiders	6-20	L	37,526
Sep. 18	PITTSBURGH	28-40	L	44,150
Sep. 25	at Buffalo	13-30	L	60,070
Oct. 2	at Pittsburgh	10-17	L	56,901
Oct. 9	DENVER	14-26	L	44,209
Oct. 16	at Minnesota	14-34	L	58,910
Oct. 23	KANSAS CITY	10-13*	L	39,462
Oct. 30	at Cleveland	19-25*	L	68,851
Nov. 6	CINCINNATI	14-55	L	39,706
Nov. 13	DETROIT	27-17	W	40,660
Nov. 20	at Cincinnati	10-38	L	46,375
Nov. 27	at Tampa Bay	24-33	L	38,625
Dec. 4	MIAMI	17-24	L	39,434
Dec. 11	CLEVELAND	34-27	W	29,746
Dec. 18	at Baltimore	10-20	L	20,418

	TITANS	OPP
Total First Downs	295	332
Rushing	120	161
Passing	155	150
Penalty	20	21
3rd Down: Made/Att	87/223	85/205
3rd Down Pct.	39.0	41.5
4th Down: Made/Att	9/16	8/9
4th Down Pct.	56.3	88.9
Possession Avg.	29:40	30:20
Total Net Yards	4900	5632
Avg. Per Game	306.3	352.0
Total Plays	1033	1031
Avg. Per Play	4.7	5.5
Net Yards Rushing	1998	2787
Avg. Per Game	124.9	174.2
Total Rushes	502	576
Net Yards Passing	2902	2845
Avg. Per Game	181.4	177.8
Sacked/Yards Lost	49/384	31/250
Gross Yards	3286	3095
Att./Comp.	482/260	424/252
Completion Pct.	53.9	59.4
Had Intercepted	29	14
Punts/Average	80/39.2	65/39.5
Net Punting Avg.	80/32.8	65/33.0
Penalties/Yards	84/784	104/825
Fumbles/Ball Lost	26/18	34/15
Touchdowns	34	54
Rushing	16	23
Passing	16	26
Returns	2	5

BY PERIODS	1	2	3	4	OT	PTS
Oilers	67	57	67	97	0	288
Opponents	100	157	81	110	12	460

SCORING	TD	RU	PA	RT	PAT	FG	S	TP
Kempf	0	0	0	0	33/34	17/21	0	84
Campbell	12	12	0	0	0	0	0	72
Smith	6	0	6	0	0	0	0	36
Dressel	4	0	4	0	0	0	0	24
Crutchfield LG	3	3	0	0	0	0	0	18
Moriarty	3	3	0	0	0	0	0	18
Renfro	2	0	2	0	0	0	0	12
Arnold	1	0	1	0	0	0	0	6
C. Brown	1	1	0	0	0	0	0	6
S. Brown	1	0	0	1	0	0	0	6
Edwards	1	0	1	0	0	0	0	6
McCloskey	1	0	1	0	0	0	0	6
Roaches	1	0	0	1	0	0	0	6
Walls	1	0	1	0	0	0	0	6
Oilers	34	16	2	33/34	17/21	0	288	
Opponents	54	23	26	5	49/51	29/36	0	460

RUSHING	No	Yds	Avg	Lg	TD
Campbell	322	1301	4.0	42	12
Crutchfield LG	140	578	4.1	17	3
Crutchfield TM	3	7	2.3	5	0
Moriarty	65	321	4.9	80	3
Craft	55	147	2.7	8	0
Luck	17	55	3.2	17	0
Walls	5	44	8.8	14	0
Nielsen	8	43	5.4	20	0
Edwards	16	40	2.5	9	0
Smith	2	16	8.0	9	0
Manning	2	13	6.5	11	0
Allen	1	5	5.0	5	0
Dressel	1	3	3.0	3	0

PASSING	Att	Cmp	Pct	Yards	Yds/Att	TD	Int	Lg	Sk/Yds	Rating
Luck	217	124	57.1	1375	6.34	8	13	66	16/138	63.4
Nielsen	175	90	51.4	1125	6.41	5	8	48	22/163	62.2
Manning	88	44	50.0	755	8.58	2	8	47	11/83	49.2
Bryant	1	1	100.0	24	24.0	1	0	24	0/0	158.3
James	1	1	100.0	7	7.0	0	0	7	0/0	95.8
Oilers	482	260	53.9	3286	6.82	16	29	66	49/384	61.4
Opponents	424	252	59.4	3095	7.30	26	14	74	31/250	88.7

Renfro	1	3	3.0	3	0
C. Brown	3	0	0.0	1	1
James	1	0	0.0	0	0
Oilers	502	1998	4.0	80	16
Opponents	576	2787	4.8	52	23

RECEIVING	No	Yds	Avg	Lg	TD
Smith	83	1176	14.2	47	6
Dressel	32	316	9.9	35	4
Renfro	23	316	13.7	38	2
Campbell	19	216	11.4	66	0
Crutchfield LG	19	133	7.0	15	0
Bryant	16	211	13.2	26	0
McCloskey	16	137	8.6	20	1
Holston	14	205	14.6	43	0
Walls	12	276	23.0	48	1
Arnold	12	137	11.4	37	1
Craft	12	99	8.3	14	0
Edwards	9	79	8.8	20	1
Casper TM	7	79	11.3	17	0
Moriarty	4	32	8.0	12	0
Kempf	1	7	7.0	7	0
Oilers	260	3286	12.6	66	16
Opponents	252	3095	12.3	74	26

INTERCEPTIONS	No	Yds	Avg	Lg	TD
Tullis	5	65	13.0	44	0
Hatchett LG	4	36	9.0	25	0
Kay	2	31	15.5	27	0
Bostic	2	0	0.0	0	0
Reinfeldt	1	19	19.0	19	0
S. Brown	1	16	16.0	16	0
Bingham	1	4	4.0	4	0
Abraham	1	0	0.0	0	0
Riley	1	0	0.0	0	0
Oilers	14	135	9.6	44	0
Opponents	29	392	13.5	71	2

PUNTING	No	Yds	Avg	Net	TB	In	Lg	B
James	79	3136	39.7	32.8	8	12	53	1
Oilers	80	3136	39.2	32.8	8	12	53	1
Opponents	65	2567	39.5	33.0	13	19	60	0

PUNT RETURNS	No	FC	Yds	Avg	Lg	TD
Roaches	20	9	159	8.0	23	0
Oilers	20	9	159	8.0	23	0
Opponents	47	15	354	7.5	43	0

KICKOFF RETURNS	No	Yds	Avg	Lg	TD
S. Brown	31	795	25.6	93	1
Roaches	34	641	18.9	97	1
Walls	9	110	12.2	25	0
Dressel	4	40	10.0	13	0
Moriarty	2	25	12.5	16	0
Hunt	1	12	12.0	12	0
McCloskey	1	11	11.0	11	0
Tullis	1	16	16.0	16	0
Riley	0	26	--	26	0
Oilers	83	1676	20.2	97	2
Opponents	61	1280	21.0	55	0

FIELD GOALS	1-19	20-29	30-39	40-49	50+
Kempf	1/1	4/4	7/8	4/6	1/2
Oilers	1/1	4/4	7/8	4/6	1/2
Opponents	2/2	6/7	9/11	12/15	0/1

Kempf: (49G, 59N) (40G, 34B, 38G) () (31G, 25G) (34G) () () (32G, 42N) (19G, 24G) () (47G, 21G) (34G) (51G) (23G) (41G, 45N, 39G) (34G)

Opponents: (46G, 42G) (36N, 41B, 26N) (49G, 35G, 20G, 22G) (48G) (18G) (45G, 39G, 30N, 49G, 35G) (44G, 28G, 48N) (31G, 52N, 41G) (37G, 37G, 29G, 30G) (44G, 29G) (35G) (26G) (41N) (19G) (44G, 45G) (48G, 37G)

SACKS
Baker 5.5, Taylor 4.5, Foster 3.5, Bostic 3.0, Hamm 3.0, Brazile 2.5, Sochia 2.5, Stensrud 2.0, Abraham 1.0, Hartwig 1.0, Hunt 1.0, Thompson 1.0, Riley 0.5
Oilers 31.0, Opponents 49.0

TACKLES (Solo-Assists-Total)
Bingham (87-48-135), Abraham (83-34-117), Bostic (70-21-91), Brazile (55-35-90), Hartwig (59-17-76), Riley (56-19-75), Baker (49-17-66), Brown (48-12-60), Tullis (50-9-59), Sochia (45-10-55), Hamm (41-12-53), Hunt (30-7-37), Thompson (29-5-34), Kay (27-4-31), Stensrud (18-8-26), Reinfeldt (15-7-22), Wilson (16-1-17), Foster (8-4-12), Joiner (4-1-5), Meadows (2-0-2)
Oilers (792-271-1063)

USUAL STARTING LINEUP

OFFENSE
WR Mike Renfro (83) Steve Bryant (81)
LT Doug France (77)
LG Mike Munchak (63)
C David Carter (58)
RG Bruce Matthews (74)
RT Harvey Salem (73)
TE Chris Dressel (88)
WR Tim Smith (83)
QB Gifford Nielsen (7) Oliver Luck (10)
RB Earl Campbell (34)
FB Larry Moriarty (30) or TE Mike McCloskey (89)

DEFENSE
LE Bob Hamm (90)
NT Brian Sochia (72) Mike Stensrud (67)
RE Jesse Baker (75)
OLB Avon Riley (53)
ILB Gregg Bingham (54) Robert Abraham (56)
OLB Robert Brazile (52)
LCB Steve Brown (24) Bill Kay (22)
RCB Willie Tullis (20)
SS Keith Bostic (25)
FS Carter Hartwig (36)

SPECIALISTS
K Florian Kempf (4)
P John James (6)

Pro Bowl

GM: Ladd Herzog; **Head Coach:** Ed Biles (six games), Chuck Studley (10 games)
Asst. Coaches: O. Kay Dalton (off. coord.), Chuck Studley (def. coord.), Bill Allerheiligen (strength & cond.), Andy Bourgeois (WR), Ken Houston (DB), Elijah Pitts (off. backs), Vic Rapp (TE/ST), Dick Selcer (LB), Ralph Staub (DL), Bill Walsh (OL)

* Coord. for first six games; head coach last 10 games

AMERICAN FOOTBALL CONFERENCE STANDINGS

AFC EAST	W	L	T	Pct
Miami	12	4	0	.750
New England	8	8	0	.500
Buffalo	8	8	0	.500
Baltimore	7	9	0	.438
N.Y. Jets	7	9	0	.438
AFC CENTRAL	W	L	T	Pct
Pittsburgh	10	6	0	.625
Cleveland	9	7	0	.563
Cincinnati	7	9		

1982 SEASON (1-8 REGULAR SEASON, 0-0 PLAYOFFS) • 13TH PLACE AFC

DATE	OPPONENT	SCORE	W/L	ATT
Sep. 12	at Cincinnati	6-27	L	52,268
Sep. 19	SEATTLE	23-21	W	43,117
Nov. 21	PITTSBURGH	10-24	L	42,338
Nov. 28	at New England	21-29	L	33,602
Dec. 5	at NY Giants	14-17	L	71,184
Dec. 13	DALLAS	7-37	L	51,808
Dec. 19	at Philadelphia	14-35	L	44,119
Dec. 26	CLEVELAND	14-20	L	36,559
Jan. 2	CINCINNATI	27-35	L	26,522

Note: strike-shortened season

	TITANS	OPP
Total First Downs	138	187
Rushing	52	67
Passing	81	106
Penalty	5	14
3rd Down: Made/Att	43/123	60/130
3rd Down Pct.	35.0	46.2
4th Down: Made/Att	8/12	2/6
4th Down Pct.	66.7	33.3
Possession Avg.	27:40	32:20
Total Net Yards	2373	3438
Avg. Per Game	263.7	382.0
Total Plays	551	613
Avg. Per Play	4.3	5.6
Net Yards Rushing	799	1225
Avg. Per Game	88.8	136.1
Total Rushes	225	298
Net Yards Passing	1574	2213
Avg. Per Game	174.9	245.9
Sacked/Yards Lost	39/308	31/240
Gross Yards	1882	2453
Att./Comp.	287/153	284/179
Completion Pct.	53.3	63.0
Had Intercepted	15	3
Punts/Average	55/39.7	38/43.0
Net Punting Avg.	55/33.0	38/36.1
Penalties/Yards	52/424	59/454
Fumbles/Ball Lost	14/11	20/13
Touchdowns	18	30
Rushing	5	10
Passing	12	18
Returns	1	2

BY PERIODS	1	2	3	4	OT	PTS
Oilers	24	27	31	54	0	136
Opponents	48	71	45	81	0	245

SCORING	TD	RU	PA	RT	PAT	FG	S	TP
Casper	6	0	6	0			0	36
Kempf	0	0	0	0	16/18	4/6	0	28
Craft	4	3	1	0			0	24
Renfro	3	0	3	0			0	18
Campbell	2	2	0	0			0	12
Allen	1	0	1	0			0	6
Holston	1	0	1	0			0	6
Reinfeldt*	1	0	0	1			0	6
Oilers	18	5	12	1	16/18	4/6	0	136
Opponents	30	10	18	2	30/30	11/18	1	245

*recovered fumble in end zone

RUSHING	No	Yds	Avg	Lg	TD
Campbell	157	538	3.4	22	2
Manning	13	85	6.5	24	0
Edwards	15	58	3.9	8	0
Craft	18	42	2.3	10	3
Nielsen	9	37	4.1	9	0
Armstrong	8	15	1.9	5	0
Bailey	1	13	13.0	13	0
Casper	2	9	4.5	8	0
Allen	2	2	1.0	9	0
Oilers	225	799	3.6	24	5
Opponents	298	1225	4.1	90t	10

PASSING	Att	Cmp	Pct	Yards	Yds/Att	TD	Int	Lg	Sk/Yds	Rating
Nielsen	161	87	54.0	1005	6.24	6	8	46	12/92	64.8
Manning LG	132	67	50.8	880	6.67	6	8	54t	29/234	62.1
Manning TM	125	66	52.8	877	7.02	6	6	54t	27/216	71.3
Campbell	1	0	0.0	0	0.0	0	1	0	0/0	0.0
Oilers	287	153	53.3	1882	6.56	12	15	54t	39/308	66.0
Opponents	284	179	63.0	2453	8.64	18	3	62t	31/240	107.3

RECEIVING	No	Yds	Avg	Lg	TD
Casper	36	573	15.9	38	6
Bailey	26	367	14.1	27	0
Craft	23	230	10.0	49	1
Renfro	21	295	14.0	54t	3
Campbell	18	130	7.2	46	0
Armstrong	12	75	6.3	14	0
Edwards	9	53	5.9	21	0
Holston	5	116	23.2	38t	1
Allen	2	35	17.5	23t	1
Thomaselli	1	8	8.0	8	0
Oilers	153	1882	12.3	54t	12
Opponents	179	2453	13.7	62t	18

INTERCEPTIONS	No	Yds	Avg	Lg	TD
Brazile	1	31	31.0	31	0
Bingham	1	8	8.0	8	0
Perry	1	8	8.0	8	0
Oilers	3	47	15.7	31	0
Opponents	15	47	3.1	22	1

PUNTING	No	Yds	Avg	Net	TB	In	Lg	B
James LG	43	1741	40.5	34.1	4	7	56	0
James TM	31	1260	40.6	34.3	2	4	56	0
Parsley	24	926	38.6	31.3	2	3	51	0
Oilers	55	2186	39.7	33.0	4	7	56	0
Opponents	38	1634	43.0	36.1	8	11	73	0

PUNT RETURNS	No	FC	Yds	Avg	Lg	TD
Roaches	19	4	104	5.5	25	0
Oilers	19	4	104	5.5	25	0
Opponents	35	11	293	8.4	24	0

KICKOFF RETURNS	No	Yds	Avg	Lg	TD
Riley	1	27	27.0	27	0
Roaches	21	441	21.0	45	0
T. Wilson	2	40	20.0	26	0
Allen	15	292	19.5	38	0
Tullis	5	91	18.2	28	0
Thomaselli	1	7	7.0	7	0
Smith*	0	7	--	7	0
Oilers	45	905	20.1	45	0
Opponents	26	564	21.7	55	0

*handoff from Roaches

FIELD GOALS	1-19	20-29	30-39	40-49	50+
Kempf	0/0	1/1	3/3	0/1	0/0
Oilers	0/0	1/1	3/3	0/1	0/0
Opponents	1/1	6/6	1/3	2/6	1/3

Kempf: () (24G) (31G) (52N) () () (42N) (35G, 37G)
Opponents: (47N, 43G, 43N, 25G) () (48G) (23G, 25G) (37N, 26G, 42N) (22G, 36G, 53G) () (45B, 18G, 55N, 24G) (51N)

SACKS
Baker 7.5, Brazile 6.5, Bingham 3.0, Kennard 3.0, Skaugstad 3.0, Riley 1.5, Stensrud 1.5, Bethea 1.0, Corker 1.0, Hunt 1.0, Washington 1.0
Oilers 31.0, Opponents 39.0

TACKLES (Solo-Assists-Total)
Hunt (61-24-85), Bingham (63-21-84), Brazile (46-20-66), Perry (37-12-49), Reinfeldt (32-10-42), Riley (27-15-42), Stensrud (21-12-33), Baker (22-10-32), Kennard (20-9-29), Tullis (19-6-25), J. C. Wilson (21-4-25), Hartwig (22-2-24), Skaugstad (13-8-21), Stemrick (17-3-20), Thompson (13-3-16), Taylor (12-3-15), Bethea (10-4-14), Washington (9-5-14), Kay (9-2-11), Abraham (2-1-3)
Oilers (476-174-650)

USUAL STARTING LINEUP

OFFENSE	
WR	Harold Bailey (80)
LT	John Schuhmacher (62)
LG	Ralph Williams (68)
	Mike Munchak (63)
C	David Carter (58)
RG	Ed Fisher (60)
RT	Morris Towns (76)
TE	Dave Casper (87)
WR	Mike Renfro (82)
	Mike Holston (84)
QB	Archie Manning (8)
	Gifford Nielsen (14)
RB	Earl Campbell (34)
FB	Stan Edwards (35)

DEFENSE	
LE	Ken Kennard (71)
NT	Mike Stensrud (67)
RE	Jesse Baker (75)
OLB	Avon Riley (53)
ILB	Gregg Bingham (54)
ILB	Daryl Hunt (50)
OLB Robert Brazile (52)	
LCB	J. C. Wilson (33)
RCB	Greg Stemrick (27)
SS	Carter Hartwig (36)
	Vernon Perry (32)
FS	Mike Reinfeldt (37)

SPECIALISTS	
K	Florian Kempf (4)
P	John James (6)
	Cliff Parsley (18)

Pro Bowl

GM: Ladd Herzog; **Head Coach:** Ed Biles
Asst. Coaches: Jim Shofner (off. coord.), Bill Allerheiligen (strength & cond.), Andy Bourgeois (WR), Ray Callahan (OL), Bob Gambold (DB), Ken Houston (def. asst.), Elijah Pitts (off. backs), Dick Selcer (LB), Ralph Staub (DL)

AMERICAN FOOTBALL CONFERENCE STANDINGS

AFC	W	L	T	Pct
* L.A. Raiders	8	1	0	.889
* Miami	7	2	0	.778
* Cincinnati	7	2	0	.778
* Pittsburgh	6	3	0	.667
* San Diego	6	3	0	.667
* N.Y. Jets	6	3	0	.667
* New England	5	4	0	.556
* Cleveland	4	5	0	.444
Buffalo	4	5	0	.444
Seattle	4	5	0	.444
Kansas City	3	6	0	.333
Denver	2	7	0	.222
Houston	1	8	0	.111
Baltimore	0	8	1	.056

NATIONAL FOOTBALL CONFERENCE STANDINGS

NFC	W	L	T	Pct
* Washington	8	1	0	.889
* Dallas	6	3	0	.667
* Green Bay	5	3	1	.611
* Minnesota	5	4	0	.556
* Atlanta	5	4	0	.556
* St. Louis	5	4	0	.556
* Tampa Bay	5	4	0	.556
* Detroit	4	5	0	.444
New Orleans	4	5	0	.444
N.Y. Giants	4	5	0	.444
San Francisco	3	6	0	.333
Chicago	3	6	0	.333
Philadelphia	3	6	0	.333
L.A. Rams	2	7	0	.222

* Playoff Participant

1981 SEASON (7-9 REGULAR SEASON, 0-0 PLAYOFFS) • 3RD PLACE AFC CENTRAL

DATE	OPPONENT	SCORE	W/L	ATT
Sep. 6	at L.A. Rams	27-20	W	63,198
Sep. 13	at Cleveland	9-3	W	79,483
Sep. 20	MIAMI	10-16	L	47,379
Sep. 27	at NY Jets	17-33	L	50,309
Oct. 4	CINCINNATI	17-10	W	44,350
Oct. 11	SEATTLE	35-17	W	42,671
Oct. 18	at New England	10-38	L	60,474
Oct. 26	at Pittsburgh	13-26	L	52,732
Nov. 1	at Cincinnati	21-34	L	54,736
Nov. 8	OAKLAND	17-16	W	45,519
Nov. 15	at Kansas City	10-23	L	73,984
Nov. 22	NEW ORLEANS	24-27	L	49,581
Nov. 29	ATLANTA	27-31	L	40,201
Dec. 3	CLEVELAND	17-13	W	44,502
Dec. 13	at San Francisco	6-28	L	55,707
Dec. 20	PITTSBURGH	21-20	W	41,056

	TITANS	OPP
Total First Downs	241	325
Rushing	103	138
Passing	124	162
Penalty	14	25
3rd Down: Made/Att	69/212	102/235
3rd Down Pct.	32.5	43.4
4th Down: Made/Att	--	--
4th Down Pct.	--	--
Possession Avg.	27:56	32:04
Total Net Yards	4511	5726
Avg. Per Game	281.9	357.9
Total Plays	947	1084
Avg. Per Play	4.8	5.3
Net Yards Rushing	1734	2411
Avg. Per Game	108.4	150.7
Total Rushes	466	549
Net Yards Passing	2777	3315
Avg. Per Game	173.6	207.2
Sacked/Yards Lost	40/342	33/239
Gross Yards	3119	3554
Att./Comp.	441/258	502/295
Completion Pct.	58.5	58.8
Had Intercepted	23	18
Punts/Average	79/39.7	70/41.9
Net Punting Avg.	79/34.4	70/33.9
Penalties/Yards	93/825	92/838
Fumbles/Ball Lost	33/21	20/13
Touchdowns	34	39
Rushing	11	16
Passing	21	22
Returns	2	1

BY PERIODS	1	2	3	4	OT	PTS
Oilers	47	66	55	113	0	281
Opponents	73	93	105	84	0	355

SCORING	TD	RU	PA	RT	PAT	FG	S	TP
Fritsch	0	0	0	0	32/34	15/22	0	77
Campbell	10	10	0	0			0	60
Casper	8	0	8	0			0	48
Burrough	7	0	7	0			0	42
Holston	2	0	2	0			0	12
Armstrong	1	0	1	0			0	6
Barber	1	0	1	0			0	6
Carpenter	1	0	1	0			0	6
Coleman	1	1	0	0			0	6
Renfro	1	0	1	0			0	6
Roaches	1	0	0	1			0	6
Tullis	1	0	0	1			0	6
Oilers	34	11	21	2	32/34	15/22	0	281
Opponents	39	16	22	1	38/39	27/42	1	355

RUSHING	No	Yds	Avg	Lg	TD
Campbell	361	1376	3.8	43	10
Armstrong	31	146	4.7	18	0
Coleman	21	91	4.3	30	1
Carpenter	18	74	4.1	20	0
T. Wilson	13	35	2.7	7	0
Reaves	6	13	2.2	13	0
Nielsen	6	2	0.3	4	0
Stabler	10	-3	-0.3	4	0
Oilers	466	1734	3.7	43	11
Opponents	549	2411	4.4	56	16

PASSING	Att	Cmp	Pct	Yards	Yds/Att	TD	Int	Lg	Sk/Yds	Rating
Stabler	285	165	57.9	1988	6.98	14	18	71t	29/254	69.5
Nielsen	93	60	64.5	709	7.62	5	3	44	8/61	92.1
J. Reaves	61	31	50.8	379	6.21	2	2	51t	3/27	67.6
Parsley	2	2	100.0	43	21.50	0	0	31	0/0	118.8
Oilers	441	258	58.5	3119	7.07	21	23	71t	40/342	74.4
Opponents	502	295	58.8	3554	7.08	22	18	67t	33/239	80.2

RECEIVING	No	Yds	Avg	Lg	TD
Burrough	40	668	16.7	71t	7
Renfro	39	451	11.6	43	1
Campbell	36	156	4.3	17	0
Casper	33	572	17.3	52t	8
Armstrong	29	278	9.6	48	1
Holston	27	427	15.8	50t	2
Coleman	19	211	11.1	24	0
Barber	13	190	14.6	35	1
Carpenter	13	80	6.2	33t	1
T. Wilson	5	33	6.6	11	0
Smith	2	37	18.5	25	0
Brooks LG	3	37	12.3	21	0
Brooks TM	2	16	8.0	16	0
Smith	2	37	18.5	25	0
Oilers	258	3119	12.1	71t	21
Opponents	295	3554	12.0	67t	22

INTERCEPTIONS	No	Yds	Avg	Lg	TD
Stemrick	3	94	31.3	38	0
Hartwig	3	78	26.0	36	0
Kay	2	47	23.5	30	0
Perry	2	46	23.0	34	0
Bingham	2	20	10.0	17	0
Reinfeldt	2	18	9.0	16	0
Brazile	2	7	3.5	7	0
Washington	1	19	19.0	19	0
J.C. Wilson	1	1	1.0	1	0
Oilers	18	330	18.3	38	0
Opponents	23	289	12.6	49	0

PUNTING	No	Yds	Avg	Net	TB	In	Lg	B
Parsley	79	3137	39.7	34.4	3	17	62	0
Oilers	79	3137	39.7	34.4	3	17	62	0
Opponents	70	2935	41.9	33.9	12	17	65	1

PUNT RETURNS	No	FC	Yds	Avg	Lg	TD
Roaches	39	4	296	7.6	40	0
Tullis	2	0	29	14.5	16	0
Oilers	41	4	325	7.9	40	0
Opponents	47	19	360	7.7	26	0

KICKOFF RETURNS	No	Yds	Avg	Lg	TD
Roaches	28	769	27.5	96t	1
Tullis	32	779	24.3	95t	1
T. Wilson	3	41	13.7	23	0
Armstrong	3	36	12.0	18	0
Hunt	3	19	6.3	11	0
J.C. Wilson	2	27	13.5	14	0
Riley	1	51	51.0	51	0
Oilers	72	1722	23.9	96t	2
Opponents	59	1201	20.4	34	0

FIELD GOALS	1-19	20-29	30-39	40-49	50+
Fritsch	0/0	3/4	4/4	7/13	1/1
Oilers	0/0	3/4	4/4	7/13	1/1
Opponents	4/4	4/5	8/11	10/18	1/4

Fritsch: (50G, 41G, 44B) (42G, 27G, 36G) (40G) (38G) (49N, 48G) () (42G) (34G, 42N, 44G) (44N) (23G, 22N) (21G) (49G) () (32G, 41N) () (47N)

Opponents: (35G, 29N, 36G) (36B, 50B, 29G, 41N) (42G, 37G, 47N, 27G) (41G) (45G, 48N, 36N) (41G, 47N) (32N, 21G) (19G, 19G) (51G, 30G) (51N, 29G, 42G, 43G, 47N) (37G, 42G, 38G) (41B, 46G, 42G) (36G, 54N, 46N) (18G, 19G, 47N) () (40G, 37G)

SACKS
 Baker 10.0, Dorris 5.0, Stensrud 4.0, Kennard 3.5, Bethea 2.0, Brazile 6.0, Washington 2.0, Hunt 1.5, Bingham 1.0, Reinfeldt 1.0, Stringer 1.0, Skaugstad 0.5, Thompson 0.5
Oilers 33.0, Opponents 40.0

TACKLES (Solo-Assists-Total)
 Bingham (112-60-172), Hunt (81-46-127), Brazile (72-40-112), Perry (74-27-101), Kennard (62-29-91), Reinfeldt (49-34-83), Washington (53-21-74), J.C. Wilson (43-19-62), Baker (42-18-60), Dorris (33-27-60), Bethea (29-30-59), Stensrud (28-20-48), Stemrick (34-11-45), Skaugstad (20-18-38), Stringer (15-6-21), Thompson (13-5-18), Hartwig (10-7-17), Kay (13-4-17), Riley (6-8-14), Corker (3-2-5)
Oilers (792-432-1224)

USUAL STARTING LINEUP

OFFENSE	
WR	Ken Burrough (00)
LT	Leon Gray (74)
LG	John Schuhmacher (68)
C	David Carter (58)
RG	Ed Fisher (60)
RT	Morris Towns (76)
TE	Mike Barber (86)
	Dave Casper (87)
WR	Mike Renfro (82)
	Mike Holston (84)
QB	Ken Stabler (12)
RB	Earl Campbell (34)
FB	Tim Wilson (45)

DEFENSE	
LE	Andy Dorris (69)
NT	Ken Kennard (71)
RE	Elvin Bethea (65)
OLB	Ted Washington (59)
ILB	Gregg Bingham (54)
ILB	Daryl Hunt (50)
OLB	Robert Brazile (52)
LCB	J.C. Wilson (33)
RCB	Greg Stemrick (27)
SS	Vernon Perry (32)
FS	Mike Reinfeldt (37)

SPECIALISTS	
K	Toni Fritsch (16)
P	Cliff Parsley (18)

ADDITIONAL PRO BOWL

Carl Roaches
Pro Bowl
GM: Ladd Herzog; **Head Coach:** Ed Biles
Asst. Coaches: Jim Shofner (off. coord.), Dick Nolan (def. coord.), Andy Bourgeois (WR), Ray Callahan (OL), Joe Galat (DL), Bob Gambold (DB), Elijah Pitts (off. backs), Dick Selcer (LB)

AMERICAN FOOTBALL CONFERENCE STANDINGS

AFC EAST	W	L	T	Pct
Miami	11	4	1	.719
* N.Y. Jets	10	5	1	.656
* Buffalo	10	6	0	.625
Baltimore	2	14	0	.125
New England	2	14	0	.125
AFC CENTRAL	W	L	T	Pct
Cincinnati	12	4	0	.750
Pittsburgh	8	8	0	.500
Houston	7	9	0	.438
Cleveland	5	11	0	.313
AFC WEST	W	L	T	Pct
San Diego	10	6	0	.625
Denver	10	6	0	.625
Kansas City	9	7	0	.563
Oakland	7	9	0	.438
Seattle	6	10	0	.375

NATIONAL FOOTBALL CONFERENCE STANDINGS

NFC EAST	W	L	T	Pct
Dallas	12	4	0	.750
* Philadelphia	10	6	0	.625
* N.Y. Giants	9	7	0	.563
Washington	8	8	0	.500
St. Louis	7	9	0	.438
NFC CENTRAL	W	L	T	Pct
Tampa Bay	9	7	0	.563
Detroit	8	8	0	.500
Green Bay	8	8	0	.500
Minnesota	7	9	0	.438
Chicago	6	10	0	.375
NFC WEST	W	L	T	Pct
San Francisco	10	6	0	.625
Atlanta	7	9	0	.438
Los Angeles	6	10	0	.375
New Orleans	4	12	0	.250

* Wild Card for Playoffs

1980 SEASON (11-5 REGULAR SEASON, 0-1 PLAYOFFS) • 1ST PLACE AFC CENTRAL (TIED)

DATE	OPPONENT	SCORE	W/L	ATT
Sep. 7	at Pittsburgh	17-31	L	54,386
Sep. 15	at Cleveland	16-7	W	80,243
Sep. 21	BALTIMORE	21-16	W	47,878
Sep. 28	at Cincinnati	13-10	W	50,413
Oct. 5	SEATTLE	7-26	L	46,860
Oct. 12	at Kansas City	20-21	L	75,048
Oct. 19	TAMPA BAY	20-14	W	48,167
Oct. 26	CINCINNATI	23-3	W	49,189
Nov. 2	at Denver	20-16	W	74,717
Nov. 10	NEW ENGLAND	38-34	W	51,524
Nov. 16	at Chicago	10-6	W	59,390
Nov. 23	at NY Jets	28-31*	L	52,358
Nov. 30	CLEVELAND	14-17	L	61,514
Dec. 4	PITTSBURGH	6-0	W	53,960
Dec. 14	at Green Bay	22-3	W	53,201
Dec. 21	MINNESOTA	20-16	W	51,064
Dec. 28	at Oakland	7-27	L	52,762

	TITANS	OPP
Total First Downs	329	259
Rushing	155	94
Passing	152	147
Penalty	22	18
3rd Down: Made/Att	92/211	76/211
3rd Down Pct.	43.6	36.0
4th Down: Made/Att	--	--
4th Down Pct.	--	--
Possession Avg.	33:16	26:44
Total Net Yards	5642	4612
Avg. Per Game	352.6	288.3
Total Plays	1063	932
Avg. Per Play	5.3	4.9
Net Yards Rushing	2635	1811
Avg. Per Game	164.7	113.2
Total Rushes	573	444
Net Yards Passing	3007	2801
Avg. Per Game	187.9	175.1
Sacked/Yards Lost	27/264	34/252
Gross Yards	3271	3053
Att./Comp.	463/296	454/246
Completion Pct.	63.9	54.2
Had Intercepted	28	26
Punts/Average	67/40.9	78/40.9
Net Punting Avg.	67/32.4	78/34.2
Penalties/Yards	101/838	101/758
Fumbles/Ball Lost	33/19	22/13
Touchdowns	34	27
Rushing	18	8
Passing	15	16
Returns	1	3

BY PERIODS	1	2	3	4	OT	PTS
Oilers	25	83	83	105	0	295
Opponents	63	85	34	66	3	251

SCORING	TD	RU	PA	RT	PAT	FG	S	TP
Fritsch	0	0	0	0	26/27	19/24	0	83
Campbell	13	13	0	0	0	0	0	78
Barber	5	0	5	0	0	0	0	30
Casper LG	4	0	4	0	0	0	0	24
Caster TM	3	0	3	0	0	0	0	18
Marcol LG	1	0	0	1	18/10	3/4	0	23
Marcol TM	0	0	0	0	1/3	1/1	0	4
Carpenter	3	3	0	0	0	0	0	18
Caster	3	0	3	0	0	0	0	18
Johnson	2	0	2	0	0	0	0	12
T. Wilson	2	1	1	0	0	0	0	12
Coleman	1	1	0	0	0	0	0	6
Corker	1	0	0	1	0	0	0	6
Renfro	1	0	1	0	0	0	0	6
Thompson	0	0	0	0	4/4	0/0	0	4
Oilers	34	18	15	1	31/34	20/25	0	295
Opponents	27	8	16	3	26/27	21/29	0	251

RUSHING	No	Yds	Avg	Lg	TD
Campbell	373	1934	5.2	55t	13
Carpenter	97	359	3.7	46	3
T. Wilson	66	257	3.9	15	1
Coleman	14	82	5.9	27	1
Renfro	1	12	12.0	12	0
Casper LG	2	8	4.0	6	0
Casper TM	2	8	4.0	6	0
Clark	1	3	3.0	3	0
Barber	1	1	1.0	1	0
Johnson	2	1	0.5	4	0
Nielsen	1	0	0.0	0	0
Stabler	15	-22	-1.5	0	0
Oilers	573	2635	4.6	55t	18
Opponents	444	1811	4.1	58	8

PASSING	Att	Cmp	Pct	Yards	Yds/Att	TD	Int	Lg	Sk/Yds	Rating
Stabler	457	293	64.1	3202	7.01	13	28	79t	27/264	68.7
Campbell	2	1	50.0	57	28.50	1	0	57t	0/0	135.4
Nielsen	4	2	50.0	12	3.00	1	0	8t	0/0	95.8
Oilers	463	296	63.9	3271	7.06	15	28	79t	27/264	70.4
Opponents	454	246	54.2	3053	6.72	16	26	50t	34/252	63.1

RECEIVING	No	Yds	Avg	Lg	TD
Barber	59	712	12.1	79t	5
Carpenter	43	346	8.0	25	0
Renfro	35	459	13.1	42	1
Casper LG	56	796	14.2	43	4
Casper TM	34	526	15.5	43	3
Johnson	31	343	11.1	57t	2
T. Wilson	30	170	5.7	13	1
Caster	27	341	12.6	68t	3
Coleman	16	168	10.5	27	0
Campbell	11	47	4.3	10	0
Burrough	4	91	22.8	54	0
Groth	4	47	11.8	18	0
Smith	2	21	10.5	13	0
Oilers	296	3271	11.1	79t	15
Opponents	246	3053	12.4	50t	16

INTERCEPTIONS	No	Yds	Avg	Lg	TD
Tatum	7	100	14.3	35	0
Perry	5	85	17.0	42	0
Reinfeldt	4	36	9.0	23	0
Stemrick	4	25	6.3	15	0
Brazile	2	38	19.0	33	0
J. Wilson	2	26	13.0	26	0
Henderson LG	1	3	3.0	3	0
Henderson TM	1	3	3.0	3	0
Hartwig	1	0	0.0	0	0
Oilers	26	313	12.0	42	0
Opponents	28	424	15.1	82t	2

PUNTING	No	Yds	Avg	Net	TB	In	Lg	B
Parsley	67	2727	40.7	32.4	8	19	57	0
Marcol LG	1	33	33.0	13.0	1	0	33	0
Oilers	67	2727	40.7	32.4	8	19	57	0
Opponents	78	3193	40.9	34.2	7	15	57	0

PUNT RETURNS	No	FC	Yds	Avg	Lg	TD
Roaches	47	6	384	8.2	68	0
Groth	1	0	0	0.0	0	0
Bingham	0	2	--	--	0	0
Oilers	48	8	384	8.0	68	0
Opponents	40	9	394	9.9	50	0

KICKOFF RETURNS	No	Yds	Avg	Lg	TD
Roaches	37	746	20.2	46	0
Groth	12	216	18.0	27	0
Barber	1	12	12.0	12	0
Carpenter	1	7	7.0	7	0
Bingham	1	0	0.0	0	0
Smith	1	0	0.0	0	0
Oilers	53	981	18.5	46	0
Opponents	68	1265	18.6	63	0

FIELD GOALS	1-19	20-29	30-39	40-49	50+
Fritsch	1/1	7/9	7/8	4/6	0/0
Marcol LG	0/0	1/1	0/1	2/2	0/0
Marcol TM	0/0	1/1	0/0	0/0	0/0
Oilers	1/1	8/10	7/8	4/6	0/0
Opponents	0/0	12/12	5/7	3/7	1/3

Fritsch: (31G) (25G, 29G, 17G) () (27G, 29G) () (41G, 46G) (21G, 33G, 49N) (33G, 46G, 30G) () (45G) (29N, 29G) (29N) (38N) (37G, 33G) () (23G, 31G, 48B)
Marcol: () () () () () () () () () () () (27G) ()
Opponents: (49N, 27G) () (30G, 23G, 29G) (26G) (32G, 33G, 50G, 44G, 40N) (53N) () (23G, 43N) (45G, 20G, 28G) (26G, 44G, 40N) (53N) () (23G, 43N) (45G, 20G, 28G) (26G, 44G, 32B) (27G, 22G) (36N, 38G) (50N, 25G) (42N) (28G) (38G)

SACKS
 Stensrud 7.0, Baker 6.5, Brazile 6.5, Washington 4.0, Bethea 2.0, Bingham 1.0, Henderson 1.0, Kennard 0.5
Oilers 34.0, Opponents 27.0

TACKLES (Solo-Assists-Total)
 Bingham (112-100-212), Brazile (73-68-141), Perry (55-56-111), Reinfeldt (61-48-109), Washington (60-38-98), Wilson (55-39-94), Bethea (40-37-77), Hunt (34-43-77), Dorris (34-34-68), Kennard (26-40-66), Stringer (26-29-55), Stensrud (32-23-55), Stemrick (33-15-48), Baker (25-19-44), Tatum (15-9-24), Thompson (6-13-19), Henderson (11-7-18), Hartwig (4-2-6)
Oilers (702-620-1322)

USUAL STARTING LINEUP

OFFENSE
 WR Billy Johnson (84)
 or TE **Dave Casper (87)**
 LT Leon Gray (74)
 LG Bob Young
 C Carl Mauck
 RG Ed Fisher (60)
 RT Morris Towns (76)
 TE Mike Barber (86)
 WR Mike Renfro (82)
 QB Ken Stabler (12)
RB Earl Campbell (34)
 FB Tim Wilson (45)

DEFENSE
 LE Andy Dorris (69)
 NT Ken Kennard (71)
 RE Elvin Bethea (65)
 OLB Ted Washington (59)
 ILB Art Stringer (56)
 Daryl Hunt (50)
 ILB Gregg Bingham (54)
 OLB Robert Brazile (52)
 LCB J.C. Wilson (33)
RCB Greg Stemrick (27)
 SS Vernon Perry (32)
 FS Mike Reinfeldt (37)

SPECIALISTS
 K Toni Fritsch (16)
 P Cliff Parsley (18)

Pro Bowl
[All-Pro](#)

GM/Head Coach: Bum Phillips
Asst. Coaches: Ed Biles (def. coord.), Andy Bourgeois (off. backs), Joe Bugel (off. line), King Hill (WR/QB), Wade Phillips (DL), Bob Gambold (DB), John Paul Young (ST/LB)

AMERICAN FOOTBALL CONFERENCE STANDINGS

AFC EAST	W	L	T	Pct
Buffalo	11	5	0	.688
New England	10	6	0	.625
Miami	8	8	0	.500
Baltimore	7	9	0	.438
N.Y. Jets	4	12	0	.250

AFC CENTRAL	W	L	T	Pct
Cleveland	11	5	0	.688
* Houston	11	5	0	.688
Pittsburgh	9	7	0	.563
Cincinnati	6	10	0	.375

AFC WEST	W	L	T	Pct
San Diego	11	5	0	.688
* Oakland	11	5	0	.688
Kansas City	8	8	0	.500
Denver	8	8	0	.500
Seattle	4	12	0	.250

NATIONAL FOOTBALL CONFERENCE STANDINGS

NFC EAST	W	L	T	Pct
Philadelphia	12	4	0	.750
* Dallas	12	4	0	.750
Washington	6	10	0	.375
St. Louis	5	11	0	.313
N.Y. Giants	4	12	0	.250

NFC CENTRAL	W	L	T	Pct
Minnesota	9	7	0	.563
Detroit	10	6	0	.625
Chicago	7	9	0	.438
Tampa Bay	5	10	1	.344
Green Bay	5	10	1	.344

NFC WEST	W	L	T	Pct
Atlanta	12	4	0	.750
* Los Angeles	11	5	0	.688
San Francisco	6	10	0	.375
New Orleans	1	15	0	.063

* Wild Card for Playoffs

1979 SEASON (11-5 REGULAR SEASON, 2-1 PLAYOFFS) • 2ND PLACE AFC CENTRAL

DATE	OPPONENT	SCORE	W/L	ATT
Sep. 2	at Washington	29-27	W	54,582
Sep. 9	at Pittsburgh	7-38	L	49,792
Sep. 16	KANSAS CITY	20-6	W	45,684
Sep. 23	at Cincinnati	30-27*	W	45,615
Sep. 30	CLEVELAND	31-10	W	48,915
Oct. 7	ST. LOUIS	17-24	L	53,043
Oct. 14	at Baltimore	28-16	W	45,021
Oct. 21	at Seattle	14-34	L	60,705
Oct. 28	NY JETS	27-24*	W	45,825
Nov. 5	at Miami	9-6	W	70,273
Nov. 11	OAKLAND	31-17	W	48,614
Nov. 18	CINCINNATI	42-21	W	49,829
Nov. 22	at Dallas	30-24	W	63,897
Dec. 2	at Cleveland	7-14	L	69,112
Dec. 10	PITTSBURGH	20-17	W	55,293
Dec. 16	PHILADELPHIA	20-26	L	49,407
Dec. 23	DENVER	13-7	W	48,776
Dec. 29	at San Diego	17-14	W	51,192
Jan. 6	at Pittsburgh	13-27	L	50,475

* Overtime

	TITANS	OPP
Total First Downs	268	304
Rushing	149	125
Passing	100	158
Penalty	19	21
3rd Down: Made/Att	107/253	97/226
3rd Down Pct.	42.3	42.9
4th Down: Made/Att	--	--
4th Down Pct.	--	--
Possession Avg.	30:42	29:18
Total Net Yards	4827	4990
Avg. Per Game	301.7	311.9
Total Plays	1034	1038
Avg. Per Play	4.7	4.8
Net Yards Rushing	2571	2225
Avg. Per Game	160.7	139.1
Total Rushes	616	522
Net Yards Passing	2256	2765
Avg. Per Game	141.0	172.8
Sacked/Yards Lost	32/238	51/421
Gross Yards	2494	3186
Att./Comp.	386/195	465/242
Completion Pct.	50.5	52.0
Had Intercepted	21	34
Punts/Average	93/40.6	73/41.0
Net Punting Avg.	93/31.7	73/35.8
Penalties/Yards	109/942	103/920
Fumbles/Ball Lost	31/11	29/16
Touchdowns	43	40
Rushing	24	19
Passing	17	18
Returns	2	3

BY PERIODS	1	2	3	4	OT	PTS
Oilers	58	144	81	73	6	362
Opponents	81	87	50	113	0	331

SCORING	TD	RU	PA	RT	PAT	FG	S	TP
Campbell	19	19	0	0			0	114
Fritsch	0	0	0	0	41/43	21/25	0	104
Burrough	6	0	6	0			0	36
Carpenter	4	3	1	0			0	24
Barber	3	0	3	0			0	18
T. Wilson	3	2	1	0			0	18
Renfro	2	0	2	0			0	12
Baker	1	0	0	1			0	6
Caster	1	0	1	0			0	6
Coleman	1	0	1	0			0	6
Johnson	1	0	1	0			0	6
Merkens	1	0	1	0			0	6
J.C. Wilson	1	0	0	1			0	6
Oilers	43	24	17	2	41/43	21/25	0	362
Opponents	40	19	18	3	37/40	18/28	0	331

RUSHING	No	Yds	Avg	Lg	TD
Campbell	368	1697	4.6	61t	19
Carpenter	92	355	3.9	13	3
T. Wilson	84	319	3.8	19	2
Coleman	21	81	3.9	10	0
Clark	22	51	2.3	7	0
Caster	4	25	6.3	10	0
Pastorini	15	23	1.5	14	0
King	3	9	3.0	4	0
Nielsen	5	7	1.4	7	0
Barber	2	4	2.0	6	0
Oilers	616	2571	4.2	61t	24
Opponents	522	2225	4.3	40	19

PASSING	Att	Cmp	Pct	Yards	Yds/Att	TD	Int	Lg	Sk/Yds	Rating
Pastorini	324	163	50.3	2090	6.45	14	18	55t	29/212	62.1
G. Nielsen	61	32	52.5	404	6.62	3	3	41	3/26	69.3
Burrough	1	0	0.0	0	0.00	0	0	0	0/0	39.6
Oilers	386	195	50.5	2494	6.46	17	21	55t	32/238	63.1
Opponents	465	242	52.0	3186	6.85	18	34	56t	51/421	56.4

RECEIVING	No	Yds	Avg	Lg	TD
Burrough	40	752	18.8	55t	6
T. Wilson	29	208	7.2	24t	1
Barber	27	377	14.0	37t	3
Caster	18	239	13.3	36	1
Renfro	16	323	20.2	49	2
Carpenter	16	116	7.3	22	1
Campbell	16	94	5.9	46	0
Coleman	12	114	9.5	17	1
Johnson	6	108	18.0	29	1
Clark	6	58	9.7	38	0
Rucker	4	40	10.0	16	0
Merkens	3	44	14.7	20	1
Ellender	1	15	15.0	15	0
Groth	1	6	6.0	6	0
Oilers	195	2494	12.8	55t	17
Opponents	242	3186	13.2	56t	18

INTERCEPTIONS	No	Yds	Avg	Lg	TD
Reinfeldt	12	205	17.1	39	0
J.C. Wilson	6	135	22.5	66	1
Bingham	3	78	26.0	54	0
Perry	3	33	11.0	24	0
Stemrick	2	50	25.0	50	0
Brazile	2	45	22.5	26	0
Alexander	2	27	13.5	19	0
Hartwig	2	24	12.0	24	0
Stringer	2	21	10.5	21	0
Oilers	34	618	18.2	66	1
Opponents	21	290	13.8	68	1

PUNTING	No	Yds	Avg	Net	TB	In	Lg	B
Parsley	93	3777	40.6	31.7	5	14	59	0
Oilers	93	3777	40.6	31.7	5	14	59	0
Opponents	73	2992	41.0	35.8	8	19	57	0

PUNT RETURNS	No	FC	Yds	Avg	Lg	TD
Ellender	31	2	203	6.5	36	0
Johnson	4	0	17	4.3	16	0
Merkens	2	5	6	3.0	6	0
Coleman	1	0	-5	-5.0	-5	0
Thompson	0	1	0	0.0	0	0
Oilers	38	8	221	5.8	36	0
Opponents	64	9	726	11.3	55t	1

KICKOFF RETURNS	No	Yds	Avg	Lg	TD
Ellender	24	514	21.4	35	0
Coleman	16	321	20.1	27	0
Hartwig	13	238	18.3	37	0
Johnson	4	37	9.3	12	0
Carpenter	2	34	17.0	17	0
T. Wilson	2	30	15.0	15	0
Merkens	2	22	11.0	13	0
Groth	1	21	21.0	21	0
King	1	17	17.0	17	0
Caster	1	0	0.0	0	0
Stemrick	1	0	0.0	0	0
Oilers	67	1234	18.4	37	0
Opponents	69	1310	19.0	58	0

FIELD GOALS	1-19	20-29	30-39	40-49	50+
Fritsch	0/0	7/7	5/6	7/10	2/2
Oilers	0/0	7/7	5/6	7/10	2/2
Opponents	0/0	2/3	8/12	5/9	3/4

Fritsch: (41G, 46G, 26G) () (28G, 23G) (33G, 47G, 29G) (28G) (51G) () (31N, 47G, 35G) (46G, 48N, 48G, 39G) (51G) () (27G) (43B) (44N, 24G, 34G) (44G, 37G)

Opponents: (37G, 39G, 70N) (45G, 42N) (27N) (52G, 48N, 55G, 32N) (44G, 32) (24G) (35N, 34G) (48G, 30G) (31G) (32G, 51G) (32G) () (44G) (36N, 41N) (37G, 41N) (22G, 41G)

SACKS
Baker 15.5, Dorris 9.5, Washington 8.0, Brazile 5.0, Kennard 4.5, Culp 3.0, Stensrud 2.0, Bingham 1.0
Oilers 51.0, Opponents 32.0

TACKLES (Solo-Assists-Total)
Bingham (100-103-203), Brazile (86-58-144), Perry (55-56-111), Dorris (44-48-92), Stringer (59-32-91), Wilson (57-43-100), Reinfeldt (50-38-88), Washington (66-21-87), Culp (54-24-78), Bethea (34-31-65), Hunt (26-36-62), Stemrick (40-16-56), Baker (32-22-54), Thompson (22-13-35), Kennard (19-15-34), Hartwig (8-3-11), Stensrud ((5-3-8), Currier (5-1-6)
Oilers (762-560-1322)

USUAL STARTING LINEUP

OFFENSE

WR Ken Burrough (00)

LT Leon Gray (74)

LG Conway Hayman (70)

C Carl Mauck (55)

RG Ed Fisher (60)

RT Morris Towns (76)

TE Mike Barber (86)

WR Rich Caster (88)

QB Dan Pastorini (7)

RB Earl Campbell (34)

FB Tim Wilson (45)

DEFENSE

LE Andy Dorris (69)

NT Curley Culp (78)

RE Elvin Bethea (65)

OLB Ted Washington (59)

ILB Gregg Bingham (54)

ILB Art Stringer (56)

Daryl Hunt (50)

OLB Robert Brazile (52)

LCB J.C. Wilson (33)

RCB Greg Stemrick (27)

SS Vernon Perry (32)

FS Mike Reinfeldt (37)

SPECIALISTS

K Toni Fritsch (16)

P Cliff Parsley (18)

NFL MOST VALUABLE PLAYER
Earl Campbell

Pro Bowl
All-Pro

GM/Head Coach: Bum Phillips
Asst. Coaches: Ed Biles (def. coord./LB), Andy Bourgeois (off. backs), Joe Bugel (off. line), King Hill (WR), Wade Phillips (DL), Bob Gambold (DB), John Paul Young (ST)

AMERICAN FOOTBALL CONFERENCE STANDINGS

AFC EAST	W	L	T	Pct
Miami	10	6	0	.625
New England	9	7	0	.563
N.Y. Jets	8	8	0	.500
Buffalo	7	9	0	.438
Baltimore	5	11	0	.313
AFC CENTRAL	W	L	T	Pct
Pittsburgh	12	4	0	.750
* Houston	11	5	0	.688
Cleveland	9	7	0	.563
Cincinnati	4	12	0	.250
AFC WEST	W	L	T	Pct
San Diego	12	4	0	.750
* Denver	10	6	0	.625
Seattle	9	7	0	.563
Oakland	9	7	0	.563
Kansas City	7	9	0	.438

NATIONAL FOOTBALL CONFERENCE STANDINGS

NFC EAST	W	L	T	Pct
Dallas	11	5	0	.688
* Philadelphia	11	5	0	.688
Washington	10	6	0	.625
N.Y. Giants	6	10	0	.375
St. Louis	5	11	0	.313
AFC CENTRAL	W	L	T	Pct
Tampa Bay	10	6	0	.625
* Chicago	10	6	0	.625
Minnesota	7	9	0	.438
Green Bay	5	11	0	.313
Detroit	2	14	0	.125
AFC WEST	W	L	T	Pct
Los Angeles	9	7	0	.563
New Orleans	8	8	0	.500
Atlanta	6	10	0	.375
San Francisco	2	14	0	.125

* Wild Card for Playoffs

1978 SEASON (10-6 REGULAR SEASON, 2-1 PLAYOFFS) • 2ND PLACE AFC CENTRAL

DATE	OPPONENT	SCORE	W/L	ATT
Sep. 3	at Atlanta	14-20	L	57,328
Sep. 10	at Kansas City	20-17	W	40,213
Sep. 17	SAN FRANCISCO	20-19	W	46,161
Sep. 24	LOS ANGELES	6-10	L	45,749
Oct. 1	at Cleveland	16-13	W	72,776
Oct. 8	at Oakland	17-21	L	52,550
Oct. 15	BUFFALO	17-10	W	47,727
Oct. 23	at Pittsburgh	24-17	W	48,021
Oct. 29	at Cincinnati	13-28	L	50,532
Nov. 5	CLEVELAND	14-10	W	45,827
Nov. 12	at New England	26-23	W	60,356
Nov. 20	MIAMI	35-30	W	50,290
Nov. 26	CINCINNATI	17-10	W	43,245
Dec. 3	PITTSBURGH	3-13	L	54,261
Dec. 10	at New Orleans	17-12	W	63,169
Dec. 17	SAN DIEGO	24-45	L	49,554
Dec. 24	at Miami	17-9	W	70,036
Dec. 31	at New England	31-14	W	61,297
Jan. 7	at Pittsburgh	5-34	L	49,417

* Overtime

	TITANS	OPP
Total First Downs	276	292
Rushing	135	120
Passing	119	144
Penalty	22	28
3rd Down: Made/Att	100/232	90/225
3rd Down Pct.	43.1	40.0
4th Down: Made/Att	--	--
4th Down Pct.	--	--
Possession Avg.	29:44	30:16
Total Net Yards	4814	4914
Avg. Per Game	300.9	307.1
Total Plays	993	1021
Avg. Per Play	4.8	4.8
Net Yards Rushing	2476	2072
Avg. Per Game	154.8	129.5
Total Rushes	603	556
Net Yards Passing	2338	2842
Avg. Per Game	146.1	177.6
Sacked/Yards Lost	17/135	37/283
Gross Yards	2473	3125
Att./Comp.	373/201	428/240
Completion Pct.	53.9	56.1
Had Intercepted	17	17
Punts/Average	92/38.5	81/42.7
Net Punting Avg.	92/31.5	81/35.1
Penalties/Yards	102/833	99/940
Fumbles/Ball Lost	35/21	28/16
Touchdowns	35	34
Rushing	19	14
Passing	16	17
Returns	0	3

BY PERIODS	1	2	3	4	OT	PTS
Oilers	38	80	65	100	0	283
Opponents	43	119	67	69	0	298

SCORING	TD	RU	PA	RT	PAT	FG	S	TP
Campbell	13	13	0	0			0	78
Fritsch	0	0	0	0	31/32	14/18	0	73
Carpenter	5	5	0	0			0	30
Caster	5	0	5	0			0	30
Barber	3	0	3	0			0	18
Burrough	2	0	2	0			0	12
Coleman	2	1	1	0			0	12
Renfro	2	0	2	0			0	12
Woods	2	0	2	0			0	12
T. Wilson	1	0	1	0			0	6
Oilers	35	19	16	0	31/32	14/18	0	283
Opponents	34	14	17	3	33/34	19/32	2	298

RUSHING	No	Yds	Avg	Lg	TD
Campbell	302	1450	4.8	81t	13
T. Wilson	126	431	3.4	24	0
Carpenter	82	348	4.2	20	5
Coleman	61	188	3.1	16	1
Caster	5	32	6.4	11	0
Barber	2	14	7.0	13	0
Pastorini	18	11	0.6	11	0
Renfro	1	9	9.0	9	0
Woods	2	4	2.0	5	0
Duncan	1	0	0.0	0	0
Burrough	3	-11	-3.7	1	0
Oilers	603	2476	4.1	81t	19
Opponents	556	2072	3.7	65	14

PASSING	Att	Cmp	Pct	Yards	Yds/Att	TD	Int	Lg	Sk/Yds	Rating
Pastorini	368	199	54.1	2473	6.72	16	17	80t	15/123	70.4
G. Neilsen	4	2	50.0	0	0.00	0	0	0	2/12	56.3
Burrough	1	0	0.0	0	0.00	0	0	0	0/0	39.6
Oilers	373	201	53.9	2473	6.63	16	17	80t	17/135	69.9
Opponents	428	240	56.1	3125	7.30	17	17	58t	37/283	75.9

RECEIVING	No	Yds	Avg	Lg	TD
Burrough	47	642	13.3	44	2
Barber	32	513	16.0	72t	3
Renfro	26	339	13.0	58t	2
Caster	20	316	15.8	47t	5
Coleman	19	246	12.9	33	1
Carpeter	17	150	8.8	37	0
T. Wilson	15	91	6.1	14	1
Campbell	12	48	4.0	20	0
Woods	6	96	16.0	80t	2
Rucker	2	38	19.0	22	0
Duncan	2	0	0.0	0	0
B. Johnson	1	10	10.0	10	0
Merkens	1	6	6.0	6	0
Sampson	1	-4	-4.0	-4	0
Oilers	201	2473	12.3	80t	16
Opponents	240	3125	13.0	58t	17

INTERCEPTIONS	No	Yds	Avg	Lg	TD
Alexander	5	51	10.2	29	0
Stemrick	3	65	21.7	38	0
J.C. Wilson	2	10	5.0	10	0
Brazile	1	30	30.0	30	0
Stringer	1	20	20.0	20	0
Currier	1	8	8.0	8	0
Knoff	1	6	6.0	6	0
Whittington	1	6	6.0	6	0
Kiner	1	3	3.0	3	0
Reinfeldt	1	0	0.0	0	0
Oilers	17	199	11.7	38	0
Opponents	17	174	10.2	33	0

PUNTING	No	Yds	Avg	Net	TB	In	Lg	B
Parsley	91	3539	38.9	31.5	6	20	59	1
Oilers	92	3539	38.5	31.5	6	20	59	1
Opponents	81	3462	42.7	35.1	10	19	65	0

PUNT RETURNS	No	FC	Yds	Avg	Lg	TD
Coleman	16	1	142	8.9	32	0
Merkens	13	1	132	10.2	42	0
Woods	9	0	82	9.1	14	0
B. Johnson	8	0	60	7.5	20	0
Southard LG	2	0	-2	-1.0	0	0
Thompson	0	2	0	--	0	0
Oilers	46	4	416	9.0	42	0
Opponents	53	20	517	9.8	82t	1

KICKOFF RETURNS	No	Yds	Avg	Lg	TD
Dirden	32	780	24.4	60	0
Poole	4	107	26.8	31	0
Davis	4	98	24.5	31	0
B. Johnson	4	73	18.3	22	0
Turner	4	69	17.3	23	0
Woods	3	59	19.7	24	0
Coleman	2	40	20.0	23	0
Duncan	2	38	19.0	21	0
Southard LG	2	47	23.5	26	0
T. Wilson	2	29	14.5	16	0
Carpenter	1	11	11.0	11	0
Oilers	58	1304	22.5	60	0
Opponents	61	1360	22.3	47	0

FIELD GOALS	1-19	20-29	30-39	40-49	50+
Fritsch	2/2	2/3	7/9	3/4	0/0
Oilers	2/2	2/3	7/9	3/4	0/0
Opponents	2/2	4/8	7/10	6/10	0/2

Fritsch: () (33G, 49G) (38G, 39N, 19G) (32G, 20G) (19G) (35G) (23N, 43G) (39G) () (30N) () () (38G) (37G, 43N) (22G) (43G)
Opponents: (43N, 30G, 48G) (50N, 41G) (26G, 19G, 46N) (25G, 29B) (41G, 40G) () (33G) (31N, 30G) (45N) (52N, 40G) (32G, 34G, 37G, 38N, 25N) () (34G, 38N) (41G, 43N, 23G, 24N) (23N, 21G) (19G)

SACKS
 records not available
Oilers 37.0, Opponents 17.0

TACKLES (Solo-Assists-Total)
 records not available

USUAL STARTING LINEUP

OFFENSE

WR Ken Burrough (00)
 LT Greg Sampson (73)
 LG George Reihner (64)
 C Conway Hayman (70)
 C Carl Mauck (55)
 RG Ed Fisher (60)
 RT Conway Hayman (70)
 Morris Towns (76)
 TE Mike Barber (86)
 WR Mike Renfro (82)
 Rich Caster (88)
 QB Dan Pastorini (7)
RB Earl Campbell (34)
 FB Tim Wilson (45)

DEFENSE

LE James Young (77)
NT Curley Culp (78)
RE Elvin Bethea (65)
 OLB Ted Washington (59)
 ILB Steve Kiner (57)
 ILB Gregg Bingham (54)
OLB Robert Brazile (52)
 LCB Willie Alexander (19)
 RCB Greg Stemrick (27)
 SS Bill Currier (20)
 FS Mike Reinfeldt (37)

SPECIALISTS

K Toni Fritsch (16)
 P Cliff Parsley (18)

Pro Bowl
 All-Pro

GM/Head Coach: Bum Phillips
Asst. Coaches: Ken Shipp (off. coord.), Ed Biles (def. coord.), Andy Bourgeois (off. backs), Joe Bugel (off. line), King Hill (WR), Wade Phillips (DL), Bob Gambold (DB), John Paul Young (ST)

AMERICAN FOOTBALL CONFERENCE STANDINGS

AFC EAST	W	L	T	Pct
New England	11	5	0	.688
* Miami	11	5	0	.688
N.Y. Jets	8	8	0	.500
Buffalo	5	11	0	.313
Baltimore	5	11	0	.313
AFC CENTRAL	W	L	T	Pct
Pittsburgh	14	2	0	.875
* Houston	10	6	0	.625
Cleveland	8	8	0	.500
Cincinnati	4	12	0	.250
AFC WEST	W	L	T	Pct
Denver	10	6	0	.625
Oakland	9	7	0	.563
Seattle	9	7	0	.563
San Diego	9	7	0	.563
Kansas City	4	12	0	.250

NATIONAL FOOTBALL CONFERENCE STANDINGS

NFC EAST	W	L	T	Pct
Dallas	12	4	0	.750
* Philadelphia	9	7	0	.563
Washington	8	8	0	.500
St. Louis	6	10	0	.375
N.Y. Giants	6	10	0	.375
NFC CENTRAL	W	L	T	Pct
Minnesota	8	7	1	.531
Green Bay	8	7	1	.531
Detroit	7	9	0	.438
Chicago	7	9	0	.438
Tampa Bay	5	11	0	.313
NFC WEST	W	L	T	Pct
Los Angeles	12	4	0	.750
* Atlanta	9	7	0	.563
New Orleans	7	9	0	.438
San Francisco	2	14	0	.125

* Wild Card for Playoffs

1976 SEASON (5-9 REGULAR SEASON, 0-0 PLAYOFFS) • 4TH PLACE AFC CENTRAL

DATE	OPPONENT	SCORE	W/L	ATT	RECEIVING	No	Yds	Avg	Lg	TD
Sep. 12	TAMPA BAY	20-0	W	42,228	Burrough	51	932	18.3	69t	7
Sep. 19	at Buffalo	13-3	W	61,364	B. Johnson	47	495	10.5	40t	4
Sep. 26	OAKLAND	13-14	L	42,338	Coleman	40	247	6.2	19	3
Oct. 3	at New Orleans	31-26	W	51,973	Willis	32	255	8.0	42	1
Oct. 10	DENVER	17-3	W	47,928	Alston	19	174	9.2	29	1
Oct. 17	at San Diego	27-30	L	31,565	Sawyer	18	208	11.6	53	1
Oct. 24	CINCINNATI	7-27	L	45,499	Hardeman	7	25	3.6	11	0
Nov. 1	at Baltimore	14-38	L	60,020	Thomas	4	15	3.8	14	0
Nov. 7	CLEVELAND	7-21	L	39,828	Baker	3	32	10.7	14	0
Nov. 14	at Cincinnati	27-31	L	53,243	Dawkins	3	21	7.0	14	0
Nov. 21	at Pittsburgh	16-32	L	47,947	Taylor	2	15	7.5	8	0
Nov. 28	ATLANTA	20-14	W	25,838	Stermrick	1	10	10.0	10	0
Dec. 5	at Cleveland	10-13	L	56,025	Oilers	227	2429	10.7	69t	17
Dec. 11	PITTSBURGH	0-21	L	44,743	Opponents	173	2259	13.1	81t	17

	TITANS	OPP
Total First Downs	199	226
Rushing	71	117
Passing	110	90
Penalty	18	19
3rd Down: Made/Att	65/210	77/220
3rd Down Pct.	31.0	35.0
4th Down: Made/Att	--	2/2
4th Down Pct.	--	100.0
Possession Avg.	25:43	30:00
Total Net Yards	3570	3987
Avg. Per Game	255.0	284.8
Total Plays	878	935
Avg. Per Play	4.1	4.3
Net Yards Rushing	1498	2072
Avg. Per Game	107.0	148.0
Total Rushes	416	540
Net Yards Passing	2072	1915
Avg. Per Game	148.0	136.8
Sacked/Yards Lost	39/357	50/344
Gross Yards	2429	2259
Att./Comp.	423/227	345/173
Completion Pct.	53.7	50.1
Had Intercepted	19	11
Punts/Average	100/35.3	96/38.7
Net Punting Avg.	100/27.9	96/31.8
Penalties/Yards	99/776	107/963
Fumbles/Ball Lost	25/14	33/17
Touchdowns	25	31
Rushing	6	13
Passing	17	17
Returns	2	1

BY PERIODS	1	2	3	4	OT	PTS
Oilers	22	57	54	89	0	222
Opponents	35	79	64	95	0	273

SCORING	TD	RU	PA	RT	PAT	FG	S	TP
Butler	0	0	0	0	24/24	16/27	0	72
Burrough	7	0	7	0	0	0	0	42
Coleman	6	2	3	1	0	0	0	36
B. Johnson	4	0	4	0	0	0	0	24
Willis	3	2	1	0	0	0	0	18
Alston	1	0	1	0	0	0	0	6
Dawkins	1	1	0	0	0	0	0	6
Hardeman	1	1	0	0	0	0	0	6
Sawyer	1	0	1	0	0	0	0	6
Whittington	1	0	0	1	0	0	0	6
Oilers	25	6	17	2	24/24	16/27	0	222
Opponents	31	13	17	1	29/31	18/29	2	273

RUSHING	No	Yds	Avg	Lg	TD
Coleman	171	684	4.0	39	2
Willis	148	542	3.7	44	2
Hardeman	32	114	3.6	21	1
Dawkins	31	61	2.0	7	1
Pastorini	11	45	4.1	11	0
Burrough	3	22	7.3	12	0
Hadl	7	11	1.6	8	0
Taylor	5	11	2.2	8	0
Hoopes LG	2	10	5.0	10	0
B. Johnson	6	6	1.0	10	0
Baker TM	1	2	2.0	2	0
Butler	1	0	0.0	0	0
Oilers	416	1498	3.6	44	6
Opponents	540	2072	3.8	69t	13

PASSING	Att	Cmp	Pct	Yards	Yds/Att	TD	Int	Lg	Sk/Yds	Rating
Pastorini	309	167	54.0	1795	5.81	10	10	67t	24/234	68.6
Hadl	113	60	53.1	634	5.61	7	8	69t	15/123	60.9
Coleman	1	0	0.0	0	0.00	0	1	0	0/0	0.0
Oilers	423	227	53.7	2429	5.74	17	19	69t	39/357	65.4
Opponents	345	173	50.1	2259	6.55	17	11	81t	50/344	74.3

INTERCEPTIONS	No	Yds	Avg	Lg	TD
Whittington	5	103	20.6	50	0
Bingham	2	18	9.0	15	0
Moore	1	28	28.0	28	0
Reinfeldt	1	19	19.0	19	0
Brazile	1	8	8.0	8	0
Stermrick	1	0	0.0	0	0
Oilers	11	176	16.0	50	0
Opponents	19	197	10.4	39	0

PUNTING	No	Yds	Avg	Net	TB	In	Lg	B
Pastorini	70	2571	36.7	28.3	4	12	74	0
Hoopes LG	49	1849	37.7	25.6	7	8	57	2
Hoopes TM	7	221	31.6	27.9	0	0	38	1
Butler	11	370	33.6	25.6	0	0	39	0
Clark	10	335	33.5	27.3	0	0	47	0
Sawyer	1	32	32.0	35.0	0	1	32	0
Oilers	100	3529	35.3	27.9	4	13	74	1
Opponents	96	3717	38.7	31.8	8	13	78	1

PUNT RETURNS	No	FC	Yds	Avg	Lg	TD
B. Johnson	38	9	403	10.6	46	0
Coleman	7	2	91	13.0	69t	1
Whittington	3	0	10	3.3	7	0
Moore	0	1	0	0.0	0	0
Oilers	48	12	504	10.5	69t	1
Opponents	60	13	659	11.0	67	0

KICKOFF RETURNS	No	Yds	Avg	Lg	TD
B. Johnson	26	579	22.3	53	0
Taylor	15	302	20.1	32	0
A. Johnson	8	150	18.8	25	0
Hardeman	7	171	24.4	40	0
Baker TM	1	15	15.0	15	0
Beirne	1	12	12.0	12	0
Oilers	58	1229	21.2	53	0
Opponents	53	1125	21.2	41	0

FIELD GOALS	1-19	20-29	30-39	40-49	50+
Butler	1/1	4/4	7/10	3/8	1/4
Oilers	1/1	4/4	7/10	3/8	1/4
Opponents	1/1	7/8	6/9	3/9	1/2

Butler: (33G, 45N, 44G) (54G, 44B, 28G) (22G, 40G, 46N, 55N) (31G) (44N, 18G, 36N) (31G, 50N, 36G) () (44N) (36N) (39G, 29G) (43G) (22G, 32N, 32G) (31G) (55N)
Opponents: (39N) (50N, 27G, 27N) (42N) (20G, 26G, 43G, 26G) (31G, 49N) (30G) (34G, 46N, 28G) (45N, 25G) (30G, 40G) (50G) (37G, 36N, 35G, 18G) (47N) (29G, 46G, 41N) (39N)

SACKS
 records not available
Oilers 50.0, Opponents 39.0

TACKLES (Solo-Assists-Total)
 records not available

USUAL STARTING LINEUP

OFFENSE	
WR	Ken Burrough (00)
LT	Greg Sampson (73)
	Kevin Hunt (72)
LG	Conway Hayman (70)
C	Carl Mauck (55)
RG	Ed Fisher (60)
RT	Elbert Drungo (75)
TE	Mack Alston (82)
WR	Billy Johnson (84)
QB	Dan Pastorini (7)
	John Hadl (21)
RB	Ronnie Coleman (47)
FB	Fred Willis (44)

DEFENSE	
LE	Tody Smith (85)
	Al Burton (68)
NT	Curley Culp (78)
RE	Elvin Bethea (85)
OLB	Ted Washington (59)
ILB	Steve Kiner (57)
ILB	Gregg Bingham (54)
OLB	Robert Brazile (52)
LCB	Willie Alexander (19)
RCB	Zeke Moore (22)
SS	Mike Reinfeldt (37)
FS	C.L. Whittington (38)

SPECIALISTS	
K	Skip Butler (2)
P	Dan Pastorini (7)

Pro Bowl

GM/Head Coach: Bum Phillips
Asst. Coaches: King Hill (off. coord./QB), Ed Biles (def. coord.), Andy Bourgeois (off. backs), Ken McCullough (OL), Richie Petitbon (DB), Wade Phillips (LB), Fran Polsoff (WR), George Rice (DL), Walt Schlinkman (ST)

AMERICAN FOOTBALL CONFERENCE STANDINGS

AFC EAST	W	L	T	Pct
Baltimore	11	3	0	.786
* New England	11	3	0	.786
Miami	6	8	0	.429
N.Y. Jets	3	11	0	.214
Buffalo	2	12	0	.143
AFC CENTRAL	W	L	T	Pct
Pittsburgh	10	4	0	.714
Cincinnati	10	4	0	.714
Cleveland	9	5	0	.643
Houston	5	9	0	.357
AFC WEST	W	L	T	Pct
Oakland	13	1	0	.929
Denver	9	5	0	.643
San Diego	6	8	0	.429
Kansas City	5	9	0	.357
Tampa Bay	0	14	0	.000

NATIONAL FOOTBALL CONFERENCE STANDINGS

NFC EAST	W	L	T	Pct
Dallas	11	3	0	.786
* Washington	10	4	0	.714
St. Louis	10	4	0	.714
Philadelphia	4	10	0	.286
N.Y. Giants	3	11	0	.214
NFC CENTRAL	W	L	T	Pct
Minnesota	11	2	1	.821
Chicago	7	7	0	.500
Detroit	6	8	0	.429
Green Bay	5	9	0	.357
NFC WEST	W	L	T	Pct
Los Angeles	10	3	1	.750
San Francisco	8	6	0	.571
Atlanta	4	10	0	.28

1975 SEASON (10-4 REGULAR SEASON, 0-0 PLAYOFFS) • 3RD PLACE AFC CENTRAL

DATE	OPPONENT	SCORE	W/L	ATT
Sep. 21	at New England	7-0	W	51,934
Sep. 28	SAN DIEGO	33-17	W	33,765
Oct. 5	CINCINNATI	19-21	L	42,412
Oct. 12	at Cleveland	40-10	W	46,531
Oct. 19	WASHINGTON	13-10	W	49,566
Oct. 26	DETROIT	24-8	W	46,904
Nov. 2	at Kansas City	17-13	W	62,989
Nov. 9	at Pittsburgh	17-24	L	49,460
Nov. 16	MIAMI	20-19	W	48,892
Nov. 24	PITTSBURGH	9-32	L	49,947
Nov. 30	at Cincinnati	19-23	L	46,128
Dec. 7	at San Francisco	27-13	W	44,015
Dec. 14	at Oakland	27-26	W	50,719
Dec. 21	CLEVELAND	21-10	W	43,770

	TITANS	OPP
Total First Downs	234	264
Rushing	121	104
Passing	90	137
Penalty	23	23
3rd Down: Made/Att	72/203	78/205
3rd Down Pct.	35.5	38.0
4th Down: Made/Att	--	--
4th Down Pct.	--	--
Possession Avg.	34:17	21:26
Total Net Yards	4137	3937
Avg. Per Game	281.2	295.5
Total Plays	900	952
Avg. Per Play	4.4	4.3
Net Yards Rushing	2068	1680
Avg. Per Game	147.7	120.0
Total Rushes	526	498
Net Yards Passing	1869	2457
Avg. Per Game	133.5	175.5
Sacked/Yards Lost	27/230	45/343
Gross Yards	2099	2800
Att./Comp.	347/165	409/235
Completion Pct.	47.6	57.5
Had Intercepted	17	24
Punts/Average	74/39.3	73/41.0
Net Punting Avg.	74/32.3	73/30.5
Penalties/Yards	100/849	90/871
Fumbles/Ball Lost	28/17	38/19
Touchdowns	34	27
Rushing	14	13
Passing	14	14
Returns	6	0

BY PERIODS	1	2	3	4	OT	PTS
Oilers	49	84	81	79	0	293
Opponents	37	100	25	64	0	226

SCORING	TD	RU	PA	RT	PAT	FG	S	TP
Butler	0	0	0	0	31/34	18/30	0	85
Burrough	8	0	8	0	0	0	0	48
Coleman	5	5	0	0	0	0	0	30
Hardeman	5	5	0	0	0	0	0	30
Johnson	5	0	1	4	0	0	0	30
Alston	4	0	4	0	0	0	0	24
Willis	2	2	0	0	0	0	0	12
Rodgers	1	1	0	0	0	1	8	8
Culp	1	0	0	1	0	0	6	6
Germany	1	0	0	1	0	0	6	6
Pastorini	1	1	0	0	0	0	6	6
Sawyer	1	0	1	0	0	0	6	6
Bethea	0	0	0	0	0	1	2	2
Oilers	34	14	14	6	31/34	18/30	2	293
Opponents	27	13	14	0	21/27	13/23	2	226

RUSHING	No	Yds	Avg	Lg	TD
Coleman	175	790	4.5	46t	5
Hardeman	166	648	3.9	39	5
Willis	118	420	3.6	23	2
Pastorini	23	97	4.2	19	1
Rodgers	18	55	3.1	8	1
Holmes	19	42	2.2	11	0
Johnson	5	17	3.4	19	0
Dickey	1	3	3.0	3	0
Edwards	1	-4	-4.0	-4	0
Oilers	526	2068	3.9	46t	14
Opponents	498	1680	3.4	36	13

PASSING	Att	Cmp	Pct	Yards	Yds/Att	TD	Int	Lg	Sk/Yds	Rating
Pastorini	342	163	47.7	2053	6.00	14	16	77t	24/210	61.0
Dickey	4	2	50.0	46	11.50	0	1	28	3/20	52.1
Coleman	1	0	0.0	0	0.00	0	0	0	0/0	39.6
Oilers	347	165	47.6	2099	6.05	14	17	77t	27/230	59.9
Opponents	409	235	57.5	2800	6.85	14	24	64	45/343	65.4

RECEIVING	No	Yds	Avg	Lg	TD
Burrough	53	1063	20.1	77t	8
Johnson	37	393	10.6	30	1
Willis	20	104	5.2	20	0
Alston	18	165	9.2	26	4
Coleman	18	129	7.2	24	0
Sawyer	7	144	20.6	51	1
Hardeman	5	10	2.0	9	0
Edwards	2	22	11.0	18	0
Hawkins	1	32	32.0	32	0
Beirne	1	15	15.0	15	0
Frazier	1	9	9.0	9	0
Parks	1	8	8.0	8	0
Holmes	1	5	5.0	5	0
Oilers	165	2099	12.7	77t	14
Opponents	235	2800	11.9	64	14

INTERCEPTIONS	No	Yds	Avg	Lg	TD
Moore	5	137	27.4	74	0
Atkins	4	133	33.3	70	0
Bingham	4	57	14.3	26	0
Alexander	3	41	13.7	32	0
Washington	3	30	10.0	23	0
Germany	2	15	7.5	15	0
Kiner	2	7	3.5	7	0
Whittington	1	5	5.0	5	0
Oilers	24	425	17.7	74	0
Opponents	17	186	10.9	47	0

PUNTING	No	Yds	Avg	Net	TB	In	Lg	B
Pastorini	62	2447	39.5	33.2	7	0	68	0
Beverly TM	12	459	38.3	27.7	1	0	45	0
Oilers	74	2906	39.3	32.3	8	0	68	0
Opponents	73	2990	41.0	30.5	7	0	62	1

PUNT RETURNS	No	FC	Yds	Avg	Lg	TD
Johnson	40	1	612	15.3	83t	3
Cotney	2	1	8	4.0	5	0
Coleman	1	0	0	0.0	0	0
Oilers	43	2	620	14.4	83t	3
Opponents	47	6	356	7.6	52	0

KICKOFF RETURNS	No	Yds	Avg	Lg	TD
Johnson	33	798	24.2	81t	1
Cotney	10	189	18.9	28	0
Coleman	8	149	18.6	27	0
Rodgers	1	13	13.0	13	0
Thompson	1	-5	-5.0	-5	0
Whittington	1	0	0.0	0	0
Oilers	54	1144	21.2	81t	1
Opponents	61	1355	22.2	52	0

FIELD GOALS	1-19	20-29	30-39	40-49	50+
Butler	0/0	8/9	4/8	6/12	0/1
Oilers	0/0	8/9	4/8	6/12	0/1
Opponents	0/0	2/3	8/10	3/6	0/4

Butler: (36N) (29G, 24N, 48N, 38G) (37G) (43N, 46G, 33G, 25G, 21G, 50N) (39N) (42G, 37N) (43N, 44G, 46N) (48N, 48G) (43G, 25G) (44N, 27G) (22G) (27G, 30B, 30G) (23G, 47G) ()
Opponents: (44N, 46N) (53N, 29G) () (39G) (32G, 47N) (34G, 37G, 36B) (37G, 37G) (22G, 39N) () (30G) (33G) (42G, 51N, 41G, 50N) (27N) (51N, 42G)

SACKS
 records not available
Oilers 45.0, Opponents 27.0

TACKLES (Solo-Assists-Total)
 records not available

USUAL STARTING LINEUP

OFFENSE
WR Ken Burrough (80)
 LT Greg Sampson (73)
 LG Ron Saul (64)
 C Carl Mauck (55)
 RG Ed Fisher (60)
 RT Elbert Drungo (75)
 TE Mack Alston (82)
WR Billy Johnson (84)
QB Dan Pastorini (7)
 RB Ronnie Coleman (47)
 FB Don Hardeman (30)

DEFENSE
 LE Tody Smith (85)
NT Curley Culp (78)
RE Elvin Bethea (65)
 OLB Ted Washington (59)
 ILB Steve Kiner (57)
 ILB Gregg Bingham (54)
 OLB Robert Brazile (52)
 LCB Willie Alexander (19)
 RCB Zeke Moore (22)
 SS Willie Germany (29)
 FS Bob Atkins (48)
 C.L.Whittington (38)

SPECIALISTS
 K Skip Butler (2)
 P Dan Pastorini (7)

Pro Bowl
 All-Pro
GM/Head Coach: Bum Phillips
Asst. Coaches: King Hill (off. coord./QB), Ed Biles (def. coord.), Sam Boghosian (OL), Andy Bourgeois (off. backs), Larry Peccatiello (LB), Richie Petitbon (DB), Fran Polsfoot (WR), George Rice (DL), Joe Woolley (ST)

AMERICAN FOOTBALL CONFERENCE STANDINGS

AFC EAST	W	L	T	Pct
Baltimore	10	4	0	.714
Miami	10	4	0	.714
Buffalo	8	6	0	.571
New England	3	11	0	.214
N.Y. Jets	3	11	0	.214
AFC CENTRAL	W	L	T	Pct
Pittsburgh	12	2	0	.857
* Cincinnati	11	3	0	.786
Houston	10	4	0	.714
Cleveland	3	11	0	.214
AFC WEST	W	L	T	Pct
Oakland	11	3	0	.786
Denver	6	8	0	.429
Kansas City	5	9	0	.357
San Diego	2	12	0	.143

NATIONAL FOOTBALL CONFERENCE STANDINGS

NFC EAST	W	L	T	Pct
St. Louis	11	3	0	.786
* Dallas	10	4	0	.714
Washington	8	6	0	.571
N.Y. Giants	5	9	0	.357
Philadelphia	4	10	0	.286
NFC CENTRAL	W	L	T	Pct
Minnesota	12	2	0	.857
Detroit	7	7	0	.500
Chicago	4	10	0	.286
Green Bay	4	10	0	.286
NFC WEST	W	L	T	Pct
Los Angeles	12	2	0	.857
San Francisco	5	9	0	.357
Atlanta	4	10	0	.286
New Orleans	2	12	0	.143

* Wild Card for Playoffs

1974 SEASON (7-7 REGULAR SEASON, 0-0 PLAYOFFS) • 2ND PLACE AFC CENTRAL (TIED)

DATE	OPPONENT	SCORE	W/L	ATT
Sep. 15	SAN DIEGO	21-14	W	25,317
Sep. 22	at Cleveland	7-20	L	55,242
Sep. 29	KANSAS CITY	7-17	L	28,538
Oct. 6	PITTSBURGH	7-13	L	30,049
Oct. 13	at Minnesota	10-51	L	48,006
Oct. 20	ST. LOUIS	27-31	L	26,371
Oct. 27	at Cincinnati	34-21	W	55,434
Nov. 3	at NY Jets	27-22	W	47,218
Nov. 10	at Buffalo	21-9	W	79,144
Nov. 17	CINCINNATI	20-3	W	44,054
Nov. 24	DALLAS	0-10	L	49,775
Dec. 1	at Pittsburgh	13-10	W	41,195
Dec. 8	at Denver	14-37	L	46,942
Dec. 15	CLEVELAND	28-24	W	33,299

	TITANS	OPP
Total First Downs	200	268
Rushing	76	124
Passing	103	129
Penalty	21	15
3rd Down: Made/Att	44/147	52/151
3rd Down Pct.	29.9	34.4
4th Down: Made/Att	1/1	1/2
4th Down Pct.	100.0	50.0
Possession Avg.	36:26	23:34
Total Net Yards	3338	4425
Avg. Per Game	238.4	316.1
Total Plays	817	919
Avg. Per Play	4.1	4.8
Net Yards Rushing	1361	2050
Avg. Per Game	97.2	146.4
Total Rushes	421	474
Net Yards Passing	1977	2375
Avg. Per Game	141.2	169.6
Sacked/Yards Lost	33/298	40/349
Gross Yards	2275	2724
Att./Comp.	363/203	405/231
Completion Pct.	55.9	57.0
Had Intercepted	19	21
Punts/Average	79/39.2	70/39.1
Net Punting Avg.	79/32.4	70/30.0
Penalties/Yards	90/749	94/872
Fumbles/Ball Lost	26/14	26/15
Touchdowns	30	34
Rushing	16	15
Passing	12	19
Returns	2	0

BY PERIODS	1	2	3	4	OT	PTS
Oilers	72	37	62	65	0	236
Opponents	66	81	55	80	0	282

SCORING	TD	RU	PA	RT	PAT	FG	S	TP
Butler	0	0	0	0	29/29	9/19	0	56
Amudson	5	4	1	0			0	30
Rodgers	5	5	0	0			0	30
Willis	4	3	1	0			0	24
Alston	3	0	3	0			0	18
B. Johnson	3	1	2	0			0	18
Burrough	2	0	2	0			0	12
V. Washington	2	2	0	0			0	12
Bethea	1	0	0	1			0	6
Coleman	1	1	0	0			0	6
Montgomery	1	0	1	0			0	6
Moore	1	0	0	1			0	6
Parks	1	0	1	0			0	6
Queen	1	0	1	0			0	6
Oilers	30	16	12	2	29/29	9/19	0	236
Opponents	34	15	19	0	30/34	16/23	0	282

RUSHING	No	Yds	Avg	Lg	TD
Rodgers	122	413	3.4	20t	5
V. Washington	74	281	3.8	23	2
Willis	74	239	3.2	18	3
Coleman	52	193	3.7	37	1
Amudson	59	138	2.3	11	4
B. Johnson	5	82	16.4	47t	1
Dickey	3	7	2.3	7	0
Queen	2	7	3.5	4	0
Gresham	3	6	2.0	3	0
Beverly	1	4	4.0	4	0
Burrough	1	0	0.0	0	0
Alston	1	-3	-3.0	-3	0
Pastorini	24	-6	-3	7	0
Oilers	421	1361	3.2	47t	16
Opponents	474	2050	4.3	53	15

PASSING	Att	Cmp	Pct	Yards	Yds/Att	TD	Int	Lg	Sk/Yds	Rating
Pastorini	247	140	56.7	1571	6.36	10	10	65	23/225	72.4
Dickey	113	63	55.8	704	6.23	2	8	59	10/73	50.9
Coleman	2	0	0.0	0	0	0	0	0	0/0	39.6
Amudson	1	0	0.0	0	0	0	1	0	0/0	0.0
Oilers	363	203	55.9	2275	6.27	12	19	65	33/298	64.0
Opponents	405	231	57.0	2724	6.73	19	21	80t	40/349	71.7

RECEIVING	No	Yds	Avg	Lg	TD
Burrough	36	492	13.7	51	2
B. Johnson	29	388	13.4	44	2
Willis	25	130	5.2	21	1
Rodgers	24	153	6.4	24	0
Parks	20	330	16.5	59	1
Amudson	18	152	8.4	29	1
Alston	17	249	14.6	33	3
V. Washington	13	92	7.1	15	0
Montgomery	9	179	19.9	65	1
Coleman	4	9	2.3	7	0
Broadnax	3	69	23.0	42	0
Gresham	3	19	6.3	9	0
Wells	1	9	9.0	9	0
Queen	1	4	4.0	4t	1
Oilers	203	2275	11.2	65	12
Opponents	231	2724	11.8	80t	19

INTERCEPTIONS	No	Yds	Avg	Lg	TD
Atkins	6	85	14.2	36	0
Bingham	4	36	9.0	18	0
Alexander	2	56	28.0	29	0
Moore	2	38	19.0	22t	1
Maxwell	2	30	15.0	15	0
Benson	2	0	0.0	5	0
Kiner	1	34	34.0	34	0
T. Smith	1	34	34.0	34	0
Severson	1	0	0.0	0	0
Oilers	21	313	14.9	36	1
Opponents	19	238	12.5	33	0

PUNTING	No	Yds	Avg	Net	TB	In	Lg	B
Beverly	79	3100	39.2	32.4	2	0	69	0
Oilers	79	3100	39.2	32.4	2	0	69	0
Opponents	70	2738	39.1	30.0	7	0	64	1

PUNT RETURNS	No	FC	Yds	Avg	Lg	TD
B. Johnson	30	3	409	13.6	49	0
Severson	11	2	86	7.8	24	0
Oilers	41	5	495	12.1	49	0
Opponents	56	10	500	8.9	42	0

KICKOFF RETURNS	No	Yds	Avg	Lg	TD
B. Johnson	29	785	27.1	67	0
Gresham	9	180	20.0	40	0
V. Washington	7	177	25.3	40	0
Severson	6	108	18.0	28	0
Coleman	3	91	30.3	39	0
Whittington	3	37	12.3	19	0
Amundson	2	17	8.5	13	0
A. Johnson	1	14	14.0	14	0
Jones	1	0	0.0	0	0
Saul	1	10	10.0	10	0
Oilers	62	1419	22.9	67	0
Opponents	51	1111	21.8	61	0

FIELD GOALS	1-19	20-29	30-39	40-49	50+
Butler	0/0	4/7	2/4	3/7	0/1
Oilers	0/0	4/7	2/4	3/7	0/1
Opponents	0/0	7/7	5/7	4/9	0/0

Butler: (47N, 37N, 28N) () (26B) (26N) (29G, 43N) (28G, 24G) (21G, 34G) (46N, 45G, 46N, 46G) () () (39N) (42G, 34G) (50N) ()

Opponents: (48N, 38N, 40N) (27G, 41G) (35G) (37G, 27G) (42G, 32N) (25G) () (35G) (32G, 28G, 48N, 22G) (28G, 46N) (25G) (44G) (43G, 45N) (37G)

SACKS
records not available
Oilers 40.0, Opponents 33.0

TACKLES (Solo-Assists-Total)
records not available

USUAL STARTING LINEUP

OFFENSE
WR Ken Burrough (00)
LT Greg Sampson (73)
LG Harris Jones (61)
Ron Saul (64)
C Sid Smith (77)
Fred Hoaglin (53)
RG Brian Goodman (68)
RT Elbert Drungo (75)
TE Mack Alston (82)
WR Billy Parks (20)
QB Dan Pastorini (7)
Lynn Dickey (10)
RB Vic Washington (23)
Fred Willis (44)
FB Willie Rodgers (34)

DEFENSE
LE Tody Smith (85)
LT Curley Culp (78)
RT Elvin Bethea (65)
RE Al Cowlings (76)
Duane Benson (52)
LLB Gregg Bingham (54)
MLB Steve Kiner (57)
RLB Ted Washington (59)
LCB Willie Alexander (19)
RCB Zeke Moore (22)
SS Al Johnson (25)
FS Bob Atkins (48)

SPECIALISTS
K Skip Butler (2)
P David Beverly (4)

Pro Bowl

GM/Head Coach: Sid Gillman
Asst. Coaches: Bum Phillips (def. coord./DL), Ed Biles (def. asst.), Sam Boghosian (ST), Andy Bourgeois (off. backs), Lew Carpenter (WR), King Hill (QB), Joe Madro (OL), Jerry Meins (strength), Larry Peccatiello (LB), Richie Petitbon (DB), Joe Woolley (off. asst.)

AMERICAN FOOTBALL CONFERENCE STANDINGS

AFC EAST	W	L	T	Pct
Miami	11	3	0	.786
* Buffalo	9	5	0	.643
New England	7	7	0	.500
N.Y. Jets	7	7	0	.500
Baltimore	2	12	0	.143
AFC CENTRAL	W	L	T	Pct
Pittsburgh	10	3	1	.750
Cincinnati	7	7	0	.500
Houston	7	7	0	.500
Cleveland	4	10	0	.286
AFC WEST	W	L	T	Pct
Oakland	12	2	0	.857
Denver	7	6	1	.536
Kansas City	5	9	0	.357
San Diego	5	9	0	.357

NATIONAL FOOTBALL CONFERENCE STANDINGS

NFC EAST	W	L	T	Pct
St. Louis	10	4	0	.714
* Washington	10	4	0	.714
Dallas	8	6	0	.571
Philadelphia	7	7	0	.500
N.Y. Giants	2	12	0	.143
NFC CENTRAL	W	L	T	Pct
Minnesota	10	4	0	.714
Detroit	7	7	0	.500
Green Bay	6	8	0	.429
Chicago	4	10	0	.286
NFC WEST	W	L	T	Pct
Los Angeles	10	4	0	.714
San Francisco	6	8	0	.429
New Orleans	5	9	0	.357
Atlanta	3	11	0	.214

* Wild Card for Playoffs

1973 SEASON (1-13 REGULAR SEASON, 0-0 PLAYOFFS) • 4TH PLACE AFC CENTRAL

DATE	OPPONENT	SCORE	W/L	ATT
Sep. 16	at NY Giants	14-34	L	57,979
Sep. 23	at Cincinnati	10-24	L	51,823
Sep. 30	PITTSBURGH	7-36	L	39,331
Oct. 7	LA RAMS	26-31	L	34,875
Oct. 14	DENVER	20-48	L	32,801
Oct. 21	at Cleveland	13-42	L	61,146
Oct. 28	at Chicago	14-35	L	43,755
Nov. 4	at Baltimore	31-27	W	52,707
Nov. 11	CLEVELAND	13-23	L	37,230
Nov. 18	at Kansas City	14-38	L	68,444
Nov. 25	NEW ENGLAND	0-32	L	27,344
Dec. 2	OAKLAND	6-17	L	25,801
Dec. 9	at Pittsburgh	7-33	L	38,004
Dec. 16	CINCINNATI	24-27	L	21,955

	TITANS	OPP
Total First Downs	193	274
Rushing	89	138
Passing	93	114
Penalty	11	22
3rd Down: Made/Att	48/162	77/175
3rd Down Pct.	29.6	44.0
4th Down: Made/Att	0/3	1/2
4th Down Pct.	0.0	50.0
Possession Avg.	42:51	17:09
Total Net Yards	3307	4647
Avg. Per Game	236.2	331.9
Total Plays	840	929
Avg. Per Play	3.9	5.0
Net Yards Rushing	1388	2410
Avg. Per Game	99.1	172.1
Total Rushes	386	576
Net Yards Passing	1919	2237
Avg. Per Game	137.1	159.8
Sacked/Yards Lost	43/451	27/229
Gross Yards	2370	2466
Att./Comp.	411/225	326/178
Completion Pct.	54.7	54.6
Had Intercepted	27	17
Punts/Average	85/38.8	62/39.6
Net Punting Avg.	85/33.8	62/33.4
Penalties/Yards	95/880	90/811
Fumbles/Ball Lost	43/25	29/10
Touchdowns	22	53
Rushing	9	19
Passing	11	26
Returns	2	8

BY PERIODS	1	2	3	4	OT	PTS
Oilers	37	50	50	62	0	199
Opponents	87	138	101	121	0	447

SCORING	TD	RU	PA	RT	PAT	FG	S	TP
Butler	0	0	0	0	21/21	15/24	0	66
Willis	5	4	1	0			0	30
Alston	4	0	4	0			0	24
Gresham	4	2	1	1			0	24
Burrough	3	1	2	0			0	18
Robinson	2	2	0	0			0	12
Eaglin	1	0	0	1			0	6
Hinton	1	0	1	0			0	6
D. Parks	1	0	1	0			0	6
B. Parks	1	0	1	0			0	6
Dickey	0	0	0	0			0	1
Oilers	22	9	11	2	21/21	15/24	0	199
Opponents	53	19	26	8	52/53	25/42	1	447

RUSHING	No	Yds	Avg	Lg	TD
Willis	171	579	3.4	25	4
Gresham	104	400	3.8	52	2
Robinson	34	151	4.4	22	2
Pastorini	31	102	3.3	17	0
Amundson	15	56	3.7	10	0
Thomas	10	39	3.9	17	0
Burrough	5	38	7.6	34	1
Alston	1	13	13.0	13	0
Dickey	6	9	1.5	6	0
Jolley	7	6	0.9	3	0
Hinton	1	-2	-2.0	-2	0
A. Johnson	1	-3	-3.0	-3	0
Oilers	386	1388	3.6	52	9
Opponents	576	2410	4.2	53t	19

PASSING	Att	Cmp	Pct	Yards	Yds/Att	TD	Int	Lg	Sk/Yds	Rating
Pastorini	290	154	53.1	1482	5.11	5	17	50	30/313	49.0
Dickey	120	71	59.2	888	7.40	6	10	66t	13/138	64.2
Willis	1	0	0.0	0	0.0	0	0	0	0/0	39.6
Oilers	411	225	54.7	2370	5.77	11	27	66t	43/451	53.3
Opponents	326	178	54.6	2466	7.56	26	17	77t	27/229	84.0

RECEIVING	No	Yds	Avg	Lg	TD
Willis	57	371	6.5	50	1
B. Parks	43	581	13.5	66t	1
Burrough	43	577	13.4	49t	2
Gresham	28	244	8.7	62t	1
Alston	19	195	10.3	39t	4
Hinton	13	202	15.5	34t	1
Amundson	7	60	8.6	18	0
Robinson	7	46	6.6	19	0
Jolley	3	56	18.7	48	0
D. Parks	3	31	10.3	12	1
Thomas	1	4	4.0	4	0
McNeil	1	3	3.0	3	0
Oilers	225	2370	10.5	66t	11
Opponents	178	2466	13.9	77t	26

INTERCEPTIONS	No	Yds	Avg	Lg	TD
Roberts	4	55	13.8	27	0
Severson	4	24	6.0	19	0
Alexander	3	3	1.0	3	0
Blahak	2	120	60.0	87	0
Charles	2	74	37.0	39	0
Bingham	2	22	11.0	18	0
Oilers	17	298	17.5	87	0
Opponents	27	357	13.2	86t	4

PUNTING	No	Yds	Avg	Net	TB	In	Lg	B
Butler	36	1344	37.3	34.3	1	0	55	0
Pastorini	27	1087	40.3	34.4	1	0	59	0
Green	22	868	39.5	32.5	2	0	61	0
Oilers	85	3299	38.8	33.8	4	0	61	0
Opponents	62	2457	39.6	33.4	8	0	72	2

PUNT RETURNS	No	FC	Yds	Avg	Lg	TD
Severson	16	2	126	7.9	74	0
Haymond	14	6	101	7.2	44	0
Oilers	30	8	227	7.6	74	0
Opponents	44	16	343	7.8	46	0

KICKOFF RETURNS	No	Yds	Avg	Lg	TD
Haymond	28	703	25.1	47	0
Gresham	27	723	26.8	103t	1
Hinton	8	141	17.6	30	0
Eaglin	3	76	25.3	39	0
Fanucci	3	40	13.3	14	0
Blahak	2	41	20.5	23	0
Jolley	2	41	20.5	21	0
Rice TM	2	17	8.5	9	0
Severson	1	17	17.0	17	0
Oilers	76	1799	23.7	103t	1
Opponents	37	811	21.9	95t	1

FIELD GOALS	1-19	20-29	30-39	40-49	50+
Butler	4/4	2/2	6/8	3/8	0/2
Oilers	4/4	2/2	6/8	3/8	0/2
Opponents	5/5	6/8	6/11	8/15	0/3

Butler: () (31N, 51N, 38G) () (8G, 35G, 37G, 36G) (8G, 35G, 37G, 36G) (20G, 49G) (9G, 31G) () (47N, 38G) (45N, 36N, 27G, 46G) () (43B) (44B, 51N, 44G, 16G) () (43N, 18G)
 Opponents: (40N, 48N, 44G, 11G) (39N, 51N, 27G) (37B, 20G, 47G, 26G) (26N, 17G) (32G, 12G) (36N) (42N, 37N) (50N, 38N, 22G, 36G) (47N, 41N, 30G, 22G, 45G) (38G) (26N, 51N, 48G, 36G, 46G) (9G) (44N, 45N, 49G, 31G, 20G, 42G) (11G, 40G)

SACKS
 records not available
 Oilers 27.0, Opponents 43.0

TACKLES (Solo-Assists-Total)
 records not available

USUAL STARTING LINEUP

OFFENSE

- WR Ken Burrough (00)
- LT Tom Funchess (66)
- LG Solomon Freelon (69)
- C Sam Gruneisen (57)
- RG Al Jenkins (60)
- RT Elbert Drungo (75)
- Levert Carr (63)
- TE Mack Alston (82)
- WR Billy Parks (20)
- QB Dan Pastorini (7)
- Lynn Dickey (10)
- RB Bob Gresham (36)
- FB Fred Willis (44)

DEFENSE

- LE Tody Smith (10)
- LT Al Cowlings (76)
- RT John Matuszak (78)
- RE **Elvin Bethea (65)**
- LLB Floyd Rice (85)
- Ralph Cindrich (55)
- MLB Gregg Bingham (54)
- RLB Guy Roberts (56)
- LCB Zeke Moore (22)
- RCB Willie Alexander (19)
- SS Jeff Severson (37)
- FS Bob Atkins (48)
- Joe Blahak (27)

SPECIALISTS

- K Skip Butler (2)
- P Skip Butler (2)
- Dan Pastorini (7)

Pro Bowl

GM: Sid Gillman; **Head Coach:** Bill Peterson (first five games), Sid Gillman (last nine games)
Asst. Coaches: Bruce Beatty (DL), Andy Bourgeois (ST), Garland Boyette (special assignments), Lew Carpenter (WR), Earnel Durden (off. backs), King Hill (QB), Joe Madro (OL), Burnie Miller (DB), Larry Peccatiello (LB)

AMERICAN FOOTBALL CONFERENCE STANDINGS

AFC EAST	W	L	T	Pct
Miami	12	2	0	.857
Buffalo	9	5	0	.643
New England	5	9	0	.357
Baltimore	4	10	0	.286
N.Y. Jets	4	10	0	.286
AFC CENTRAL	W	L	T	Pct
Cincinnati	10	4	0	.714
* Pittsburgh	10	4	0	.714
Cleveland	7	5	2	.571
Houston	1	13	0	.071
AFC WEST	W	L	T	Pct
Oakland	9	4	1	.679
Denver	7	5	2	.571
Kansas City	7	5	2	.571
San Diego	2	11	1	.179

NATIONAL FOOTBALL CONFERENCE STANDINGS

NFC EAST	W	L	T	Pct
Dallas	10	4	0	.714
* Washington	10	4	0	.714
Philadelphia	5	8	1	.393
St. Louis	4	9	1	.321
N.Y. Giants	2	11	1	.179
NFC CENTRAL	W	L	T	Pct
Minnesota	12	2	0	.857
Detroit	6	7	1	.464
Green Bay	5	7	2	.429
Chicago	3	11	0	.214
NFC WEST	W	L	T	Pct
Los Angeles	12	2	0	.857
Atlanta	9	5	0	.643
New Orleans	5	9	0	.357
San Francisco	5	9	0	.357

* Wild Card for Playoffs

1970 SEASON (3-10-1 REGULAR SEASON, 0-0 PLAYOFFS) • 4TH PLACE AFC CENTRAL

DATE	OPPONENT	SCORE	W/L	ATT
Sep. 20	at Pittsburgh	19-7	W	45,538
Sep. 27	MIAMI	10-20	L	39,840
Oct. 4	at Cincinnati	20-13	W	55,094
Oct. 11	BALTIMORE	20-24	L	48,050
Oct. 18	PITTSBURGH	3-7	L	42,799
Oct. 25	at San Diego	31-31	T	41,427
Nov. 1	at St. Louis	0-44	L	47,911
Nov. 8	at Kansas City	9-24	L	49,810
Nov. 15	SAN FRANCISCO	20-30	L	43,040
Nov. 22	at Cleveland	14-28	L	74,723
Nov. 29	DENVER	31-21	W	35,733
Dec. 7	CLEVELAND	10-21	L	50,582
Dec. 13	CINCINNATI	20-30	L	34,435
Dec. 20	at Dallas	10-52	L	50,504

	TITANS	OPP
Total First Downs	232	227
Rushing	88	85
Passing	126	115
Penalty	18	27
3rd Down: Made/Att	91/225	78/200
3rd Down Pct.	40.4	39.0
4th Down: Made/Att	2/6	2/3
4th Down Pct.	33.3	66.7
Possession Avg.	38:34	17:09
Total Net Yards	4062	4398
Avg. Per Game	290.1	314.1
Total Plays	922	840
Avg. Per Play	4.4	5.2
Net Yards Rushing	1556	1793
Avg. Per Game	111.1	128.1
Total Rushes	419	466
Net Yards Passing	2506	2605
Avg. Per Game	179.0	186.1
Sacked/Yards Lost	33/262	30/246
Gross Yards	2768	2851
Att./Comp.	470/238	344/164
Completion Pct.	50.6	47.7
Had Intercepted	23	18
Punts/Average	84/42.4	77/44.4
Net Punting Avg.	84/35.7	77/39.5
Penalties/Yards	78/833	76/833
Fumbles/Ball Lost	26/15	22/8
Touchdowns	23	44
Rushing	10	16
Passing	12	25
Returns	1	3

BY PERIODS	1	2	3	4	OT	PTS
Oilers	49	57	50	61	0	217
Opponents	51	92	89	120	0	352

SCORING	TD	RU	PA	RT	PAT	FG	S	TP
Gerela	0	0	0	0	23/23	18/32	0	77
LeVias	5	0	5	0	0	0	0	30
Hopkins	3	3	0	0	0	0	0	18
Joiner	3	0	3	0	0	0	0	18
Richardson	3	2	1	0	0	0	0	18
Dawkins	2	2	0	0	0	0	0	12
Reed	2	0	2	0	0	0	0	12
Beirne	1	0	1	0	0	0	0	6
Campbell	1	1	0	0	0	0	0	6
Granger	1	1	0	0	0	0	0	6
Peacock	1	0	0	1	0	0	0	6
Rhyme	1	1	0	0	0	0	0	6
Pritchard	0	0	0	0	0	1	2	0
Oilers	23	10	12	1	23/23	18/32	1	217
Opponents	44	16	25	3	44/44	14/30	1	352

RUSHING	No	Yds	Avg	Lg	TD
Dawkins	124	517	4.2	49	2
Richardson	103	368	3.6	34	2
Hopkins	57	207	3.6	12	3
Campbell	59	189	3.2	28	1
Granger	51	169	3.3	15	1
Rhyme	9	54	6.0	11	1
LeVias	7	37	5.3	24	0
Naponic	3	12	4.0	11	0
C. Johnson	5	3	0.6	9	0
Smiley	1	0	0.0	0	0
Oilers	419	1556	3.7	49	10
Opponents	466	1793	3.8	35	16

PASSING	Att	Cmp	Pct	Yards	Yds/Att	TD	Int	Lg	Sk/Yds	Rating
C. Johnson	281	144	51.2	1652	5.88	7	12	63t	15/124	59.8
Rhyme	168	88	52.4	1031	6.14	5	8	87t	10/85	61.4
Naponic	20	6	30.0	85	4.25	0	2	21	8/53	5.2
LeVias	1	0	0.0	0	0.00	0	1	0	0/0	0.0
Oilers	470	238	50.6	2768	5.89	12	23	87t	33/262	56.9
Opponents	344	164	47.7	2851	8.29	25	18	80t	30/246	78.8

RECEIVING	No	Yds	Avg	Lg	TD
Reed	47	604	12.9	34	2
LeVias	41	529	12.9	63t	5
Richardson	34	381	11.2	67	1
Joiner	28	416	14.9	87t	3
Haik	17	190	11.2	35	0
Beirne	16	216	13.5	25	1
Dawkins	15	94	6.3	17	0
Campbell	15	78	5.2	10	0
Hopkins	14	142	10.1	43	0
Granger	11	118	10.7	22	0
Oilers	238	2768	11.6	87t	12
Opponents	164	2851	17.4	80t	25

INTERCEPTIONS	No	Yds	Avg	Lg	TD
Moore	6	85	14.2	32	0
Houston	3	32	10.7	9	0
Peacock	3	24	8.0	12	0
Mitchell	2	35	17.5	35	0
Pritchard	2	28	14.0	17	0
Boyette	1	18	18.0	18	0
Atkins	1	7	7.0	7	0
Domres	0	13	--	13	0
Oilers	18	242	13.4	35	0
Opponents	23	334	14.5	45t	2

PUNTING	No	Yds	Avg	Net	TB	In	Lg	B
Jones	84	3559	42.4	35.7	6	0	73	1
Oilers	84	3559	42.4	35.7	6	0	73	1
Opponents	77	3419	44.4	39.5	6	0	71	0

PUNT RETURNS	No	FC	Yds	Avg	Lg	TD
LeVias	25	8	213	8.5	33	0
Richardson	10	7	30	3.0	11	0
Houston	4	1	13	3.3	6	0
Beirne	1	0	1	1.0	1	0
Dawkins	1	0	0	0.0	0	0
Oilers	41	16	257	6.3	33	0
Opponents	52	16	441	8.5	38	0

KICKOFF RETURNS	No	Yds	Avg	Lg	TD
LeVias	26	598	23.0	37	0
B. Johnson	15	320	21.3	40	0
Moore	7	190	27.1	45	0
Davis	2	0	0.0	0	0
Drungo	1	25	25.0	25	0
Granger	1	0	0.0	0	0
Hopkins	1	20	20.0	20	0
Lewis	1	15	15.0	15	0
Reed	1	0	0.0	0	0
Oilers	55	1168	21.2	45	0
Opponents	32	741	23.2	35	0

FIELD GOALS	1-19	20-29	30-39	40-49	50+
Gerela	5/5	4/5	6/8	3/14	0/0
Oilers	5/5	4/5	6/8	3/14	0/0
Opponents	1/1	2/6	7/9	3/10	1/4

Gerela: (46N, 8G) (10G) (28G, 37G) (42N, 40B, 48N, 27G, 9G) (40N, 34G) (46N, 48B, 49N, 48N, 18G) (32N) (27N, 38G, 18G, 48G) (26G, 26G) () (41N, 33G) (43G) (47N, 37B, 46G, 31G) (37G)

Opponents: (27N) (40N, 31G, 42G) (23B, 51G, 36G) (34N, 45N, 43G) (57N) (45G) (46N, 48N, 32G, 14G, 38G) (44N, 42B, 39G) (52B, 52N) (33B, 24N) (23N) (44N) (25G, 25G, 30G) (35G)

SACKS
records not available
Oilers 30.0, Opponents 33.0

TACKLES (Solo-Assists-Total)
records not available

USUAL STARTING LINEUP

OFFENSE

WR Charlie Joiner (18)
 Jim Beirne (81)

LT Walt Suggs (76)
 LG Ken Gray (62)
 C Bobby Maples (50)
 RG Elbert Drungo (75)
 RT Glen Ray Hines (78)
 TE Alvin Reed (89)
 WR Jerry LeVias (23)
 QB Charley Johnson (12)
 Jerry Rhome (17)

RB Mike Richardson (24)
 Woody Campbell (35)

FB Joe Dawkins (34)
 Hoyle Granger (32)

DEFENSE

LE Pat Holmes (79)
 LT Willie Parker (74)
 RT Tom Domres (71)
 RE Elvin Bethea (65)
 LLB Olen Underwood (56)
 George Webster (90)
 MLB Garland Boyette (52)
 RLB Ron Pritchard (58)
 LCB Leroy Mitchell (41)
 RCB Zeke Moore (22)
 SS Ken Houston (29)
 FS Johnny Peacock (44)

SPECIALISTS

K Roy Gerela (3)
 P Spike Jones (11)

Pro Bowl

GM: (none); Head Coach: Wally Lemm
 Asst. Coaches: Joe Childress (off. backs), Hugh Devore (LB), F.A. Dry (OL), Bud McFadin (DL), Fran Poltfoot (WR), Walt Schlinkman (DB)

AMERICAN FOOTBALL CONFERENCE STANDINGS

AFC EAST	W	L	T	Pct
Baltimore	11	2	1	.846
* Miami	10	4	0	.714
N.Y. Jets	4	10	0	.286
Buffalo	3	10	1	.231
Boston Patriots	2	12	0	.143

AFC CENTRAL	W	L	T	Pct
Cincinnati	8	6	0	.571
Cleveland	7	7	0	.500
Pittsburgh	5	9	0	.357
Houston	3	10	1	.231

AFC WEST	W	L	T	Pct
Oakland	8	4	2	.667
Kansas City	7	5	2	.583
San Diego	5	6	3	.455
Denver	5	8	1	.385

NATIONAL FOOTBALL CONFERENCE STANDINGS

NFC EAST	W	L	T	Pct
Dallas	10	4	0	.714
N.Y. Giants	9	5	0	.643
St. Louis	8	5	1	.615
Washington	6	8	0	.429
Philadelphia	3	10	1	.231

NFC CENTRAL	W	L	T	Pct
Minnesota	12	2	0	.857
* Detroit	10	4	0	.714
Chicago	6	8	0	.429
Green Bay	6	8	0	.429

NFC WEST	W	L	T	Pct
San Francisco	10	3	1	.769
Los Angeles	9	4	1	.692
Atlanta	4	8	2	.333
New Orleans	2	11	1	.154

* Wild Card for Playoffs

1969 SEASON (6-6-2 REGULAR SEASON, 0-1 PLAYOFFS) • 2ND PLACE AFL EAST

DATE	OPPONENT	SCORE	W/L	ATT
Sep. 14	at Oakland	17-21	L	49,361
Sep. 21	at Buffalo	17-3	W	40,146
Sep. 28	MIAMI	22-10	W	41,086
Oct. 5	BUFFALO	28-14	W	46,485
Oct. 12	at Kansas City	0-24	L	45,805
Oct. 19	at New York	17-26	L	63,841
Oct. 26	DENVER	24-21	W	45,348
Nov. 2	at Boston	0-24	L	19,006
Nov. 9	CINCINNATI	31-31	T	45,298
Nov. 16	at Denver	20-20	T	45,002
Nov. 23	at Miami	32-7	W	27,218
Nov. 27	SAN DIEGO	17-21	L	40,065
Dec. 6	NEW YORK	26-34	L	51,923
Dec. 14	BOSTON	27-23	W	39,215
Dec. 21	at Oakland	7-56	L	53,539

	TITANS	OPP
Total First Downs	256	183
Rushing	95	77
Passing	146	93
Penalty	15	13
3rd Down: Made/Att	--	--
4th Down: Made/Att	--	--
Possession Avg.	25:43	34:17
Total Net Yards	4531	3773
Avg. Per Game	323.6	269.5
Total Plays	965	833
Avg. Per Play	4.7	4.5
Net Yards Rushing	1706	1556
Avg. Per Game	121.9	111.1
Total Rushes	440	430
Net Yards Passing	2825	2217
Avg. Per Game	201.8	158.4
Sacked/Yards Lost	36/322	32/278
Gross Yards	3147	2495
Att./Comp.	489/239	371/167
Completion Pct.	48.9	45.0
Had Intercepted	31	23
Punts/Average	70/38.9	85/43.1
Net Punting Avg.	70/35.8	85/36.8
Penalties/Yards	70/730	61/592
Fumbles/Ball Lost	24/17	27/17
Touchdowns	31	33
Rushing	12	10
Passing	15	18
Returns	4	5

BY PERIODS	1	2	3	4	OT	PTS
Oilers	28	84	58	108	0	278
Opponents	92	82	51	54	0	279

SCORING	TD	RU	PA	RT	PAT	FG	S	TP
Gerela	0	0	0	0	29/29	19/40	0	86
Hopkins	5	4	1	0	0	0	0	30
LeVias	5	0	5	0	0	0	0	30
Beirne	4	0	4	0	0	0	0	26
Granger	4	3	1	0	0	0	0	24
Beathard	2	2	0	0	0	0	0	12
Reed	2	0	2	0	0	0	0	12
Trull	2	2	0	0	0	0	0	12
Campbell	1	1	0	0	0	0	0	6
Domres	1	0	0	1	0	0	0	6
Haik	1	0	1	0	0	0	0	6
Houston	1	0	0	1	0	0	0	6
Johnson	1	0	1	0	0	0	0	6
Moore	1	0	0	1	0	0	0	6
Peacock	1	0	0	1	0	0	0	6
Betha	0	0	0	0	1	2	0	2
Richardson	0	0	0	0	0	2	0	2
Oilers	31	12	15	0	29/29	19/40	1	278
Opponents	33	10	18	5	33/33	16/30	0	279

2-Pt Conversions: Beirne, Richardson Oilers 2-2, Opponents 0-0

RUSHING	No	Yds	Avg	Lg	TD
Granger	186	740	4.0	23	3
Hopkins	131	473	3.6	43t	4
Burrell	41	147	3.6	19	0

PASSING	Att	Cmp	Pct	Yards	Yds/Att	TD	Int	Lg	Sk/Yds	Rating
Beathard	370	180	48.6	2455	6.64	10	21	86t	22/205	55.6
Trull	75	34	45.3	469	6.25	3	6	57	11/85	45.9
Davis	42	25	59.5	223	5.31	2	4	22	3/32	50.1
LeVias	2	0	0.0	0	0.00	0	0	0	0/0	39.6
Oilers	489	239	48.9	3147	6.44	15	31	86t	36/322	53.4
Opponents	371	167	45.0	2495	6.73	18	23	79t	32/278	58.0

Campbell	28	98	3.5	10	1
Beathard	19	89	4.7	16	2
Richardson	5	51	10.2	28	0
Johnson	11	42	3.8	9	0
Trull	8	25	3.1	7	2
Haik	2	21	10.5	11	0
LeVias	6	18	3.0	10	0
Davis	3	2	0.7	4	0
Oilers	440	1706	3.9	43t	12
Opponents	430	1556	3.6	56	10
RECEIVING	No	Yds	Avg	Lg	TD
Reed	51	664	13.0	43t	2
LeVias	42	696	16.6	86t	5
Beirne	42	540	12.9	37t	4
Hopkins	29	338	11.7	56	1
Haik	27	375	13.9	42	1
Granger	27	330	12.2	53	1
Campbell	7	82	11.7	37	0
Joiner	7	77	11.0	16	0
Burrell	5	28	5.6	8	0
Johnson	2	17	8.5	16	1
Oilers	239	3147	13.2	86t	15
Opponents	167	2495	14.9	79t	18

INTERCEPTIONS	No	Yds	Avg	Lg	TD
Farr	6	48	8.0	35	0
Houston	4	87	21.8	51t	1
Moore	4	71	17.8	51t	1
Hicks	4	36	9.0	20	0
Peacock	2	56	28.0	39	0
Webster	2	35	17.5	26	0
Underwood	1	2	2.0	2	0
Oilers	23	335	14.6	51t	2
Opponents	31	441	14.2	57t	3

PUNTING	No	Yds	Avg	Net	TB	In	Lg	B
Gerela	41	1656	40.4	37.0	0	0	70	0
Burrell	29	1066	36.8	34.1	1	0	56	0
Oilers	70	2722	38.9	35.8	1	0	70	0
Opponents	85	3660	43.1	36.8	7	0	78	0

PUNT RETURNS	No	FC	Yds	Avg	Lg	TD
LeVias	35	11	292	8.3	46	0
Richardson	7	7	93	13.3	27	0
Burrell	1	0	6	6.0	6	0
Oilers	43	18	391	9.1	46	0
Opponents	37	14	196	5.3	34	0

KICKOFF RETURNS	No	Yds	Avg	Lg	TD
LeVias	38	940	24.7	87	0
Burrell	5	101	20.2	32	0
Joiner	3	73	24.3	28	0
Reed	3	0	0.0	0	0
Houston	0	27	--	20	0
Oilers	49	1141	23.3	87	0
Opponents	38	792	20.8	51	0

FIELD GOALS	1-19	20-29	30-39	40-49	50+
Gerela	9/9	5/6	3/12	1/8	1/5
Oilers	9/9	5/6	3/12	1/8	1/5
Opponents	8/9	3/7	3/5	2/9	0/0

Gerela: (59N, 51N, 28G) (23N, 21G) (38G, 17G, 17G, 31G, 30G) (45N, 42N, 54N, 39N) (35N, 41N) (35N, 12G) (44N, 39N, 22G) (35N) (37B, 30B, 60N, 50G) (38N, 47N, 46N, 18G, 19G) (21G, 10G, 18G) (42G) (24G) (48N, 30N, 13G, 19G)
 Opponents: (47N, 37N, 27N) (14G) (42B, 17G) (44N) (22N, 30G) (45N, 17G, 48G, 45G, 21G) (40N, 21N) (30N, 41N, 30G) (18G) (47N, 27G, 9G) () (25B) (10N, 10G, 38G) (10G, 19G, 27G)

SACKS
 records not available
Oilers 32.0, Opponents 36.0

TACKLES (Solo-Assists-Total)
 records not available

USUAL STARTING LINEUP

OFFENSE
WR Jim Beirne (81)
 LT Walt Suggs (76)
 LG Tom Regner (60)
 C Bobby Maples (50)
 RG Sonny Bishop (66)
RT Glen Ray Hines (78)
TE Alvin Reed (89)
 WR Mac Haik (86)
QB Jerry LeVias (23)
 Pete Beathard (11)
RB Roy Hopkins (36)
 FB Hoyle Granger (32)

DEFENSE
 LE Pat Holmes (79)
 LT Carel Stith (70)
 RT Tom Domres (71)
RE Elvin Betha (65)
LLB George Webster (90)
MLB Garland Boyette (52)
 RLB Olen Underwood (56)
LCB Miller Farr (20)
RCB Zeke Moore (22)
SS Ken Houston (29)
 FS W.K. Hicks (33)
 Johnny Peacock (44)

SPECIALISTS
 K Roy Gerela (3)
 P Roy Gerela (3)
 Ode Burrell (25)

AFL All-Star Game
 All-AFL

GM: Don Klosterman; **Head Coach:** Wally Lemm
Asst. Coaches: Joe Childress (off. backs), Hugh Devore (LB), F.A. Dry (OL), Bud McFadin (DL), Fran Poltfoot (WR), Walt Schlinkman (DB)

AMERICAN FOOTBALL LEAGUE STANDINGS

EASTERN DIVISION				
W	L	T	Pct	
N.Y. Jets	10	4	0	.714
Houston	6	6	2	.500
Boston Patriots	4	10	0	.286
Buffalo	4	10	0	.286
Miami	3	10	1	.231

WESTERN DIVISION				
W	L	T	Pct	
Oakland	12	1	1	.923
Kansas City	11	3	0	.786
San Diego	8	6	0	.571
Denver	5	8	1	.385
Cincinnati	4	9	1	.308

DIVISIONAL PLAYOFFS
 Kansas City 13, N.Y. JETS 6; OAKLAND 56, Houston 7

AFL CHAMPIONSHIP
 Kansas City 17, OAKLAND 7

1968 SEASON (7-7 REGULAR SEASON, 0-0 PLAYOFFS) • 2ND PLACE AFL EAST

DATE	OPPONENT	SCORE	W/L	ATT
Sep. 9	KANSAS CITY	21-26	L	45,083
Sep. 14	at Miami	24-10	W	40,067
Sep. 21	at San Diego	14-30	L	46,217
Sep. 29	OAKLAND	15-24	L	46,098
Oct. 6	MIAMI	7-24	L	36,109
Oct. 13	at Boston	16-0	W	32,502
Oct. 20	NEW YORK	14-20	L	51,710
Oct. 27	at Buffalo	30-7	W	34,339
Nov. 3	at Cincinnati	27-17	W	24,012
Nov. 10	at New York	7-26	L	60,242
Nov. 17	DENVER	38-17	W	36,075
Nov. 28	at Kansas City	10-24	L	48,493
Dec. 7	BUFFALO	35-6	W	34,110
Dec. 15	BOSTON	45-17	W	34,198

	TITANS	OPP
Total First Downs	240	198
Rushing	99	89
Passing	128	96
Penalty	13	13
3rd Down: Made/Att	--	--
4th Down: Made/Att	--	--
Possession Avg.	34:17	25:43
Total Net Yards	4352	3375
Avg. Per Game	310.9	241.1
Total Plays	905	854
Avg. Per Play	4.8	4.0
Net Yards Rushing	1804	1704
Avg. Per Game	128.9	121.7
Total Rushes	462	462
Net Yards Passing	2548	1671
Avg. Per Game	182.0	119.4
Sacked/Yards Lost	29/316	33/332
Gross Yards	2864	2003
Att./Comp.	414/191	359/158
Completion Pct.	46.1	44.0
Had Intercepted	25	20
Punts/Average	73/41.2	88/44.1
Net Punting Avg.	73/34.1	88/37.9
Penalties/Yards	61/644	54/526
Fumbles/Ball Lost	28/13	17/10
Touchdowns	38	26
Rushing	16	9
Passing	17	13
Returns	5	4

BY PERIODS	1	2	3	4	OT	PTS
Oilers	65	81	55	102	0	303
Opponents	37	75	58	78	0	248

SCORING	TD	RU	PA	RT	PAT	FG	S	TP
Walker	0	0	0		26/26	8/16	0	50
Haik	8	0	8	0			0	48
Granger	7	7	0	0			0	42
Campbell	6	6	0	0			0	36
Reed	5	0	5	0			0	30
Beirne	4	0	4	0			0	24
Wittenborn	0	0	0	0	11/11	4/13	0	23
Beathard	2	2	0	0			0	12
Farr	2	0	0	2			0	12
Houston	2	0	0	2			0	12
Carwell	1	0	0	1			0	6
Davis	1	1	0	0			0	6
Underwood	0	0	0	0			1	2
Oilers	38	16	17	5	37/37	12/29	1	303
Opponents	26	9	13	4	25/25	21/30	1	248

2-Pt Conversions: Oilers 0-1, Opponents 1-1

RUSHING	No	Yds	Avg	Lg	TD
Granger	202	848	4.2	47t	7
Campbell	115	436	3.8	37	6
Blanks	63	169	2.7	10	0
Hopkins	31	104	3.4	18	0
Davis	15	91	6.1	20	1
Beathard	18	79	4.4	20	2
Trull	14	47	3.4	15	0
Norton	1	20	20.0	20	0
Haik	2	7	3.5	5	0
Beirne	1	3	3.0	3	0
Oilers	462	1804	3.9	47t	16
Opponents	462	1704	3.7	38	9

PASSING	Att	Cmp	Pct	Yards	Yds/Att	TD	Int	Lg	Sk/Yds	Rating
Beathard	223	105	47.1	1559	6.99	7	16	66t	14/150	51.0
Trull	105	53	50.5	864	8.23	10	3	60	9/94	98.3
Davis	86	33	38.4	441	5.13	0	6	55	6/72	26.4
Oilers	414	191	46.1	2864	6.92	17	25	66t	29/316	57.9
Opponents	359	158	44.0	2003	5.58	13	20	80t	33/332	50.9

RECEIVING	No	Yds	Avg	Lg	TD
Reed	46	747	16.2	60	5
Haik	32	584	18.3	59t	8
Beirne	31	474	15.3	66t	4
Granger	26	361	13.9	55	0
Campbell	21	234	11.1	39	0
Blanks	13	184	14.2	61	0
Frazier	9	123	13.7	19	0
Taylor	6	90	15.0	35	0
Hopkins	4	40	10.0	26	0
Burrell	2	35	17.5	33	0
Wittenborn	1	-8	-8.0	-8	0
Oilers	191	2864	15.0	66t	17
Opponents	158	2003	12.7	80t	13

INTERCEPTIONS	No	Yds	Avg	Lg	TD
Houston	5	160	32.0	66t	2
Carwell	4	81	20.3	41	1
Farr	3	104	34.7	52t	2
Hicks	3	42	14.0	28	0
Norton	2	0	0.0	0	0
Webster	1	9	9.0	9	0
Boyette	1	0	0.0	0	0
Underwood	1	0	0.0	0	0
Oilers	20	396	19.8	66t	5
Opponents	25	326	13.0	36	2

PUNTING	No	Yds	Avg	Net	TB	In	Lg	B
Norton	73	3008	41.2	34.1	7	0	64	2
Oilers	73	3008	41.2	34.1	7	0	64	2
Opponents	88	3882	44.1	37.9	5	0	70	0

PUNT RETURNS	No	FC	Yds	Avg	Lg	TD
Carwell	27	2	227	8.4	32	0
Blanks	22	6	179	8.1	39	0
Burrell	2	2	26	13.0	15	0
Moore	1	0	11	11.0	11	0
Oilers	52	10	443	8.5	39	0
Opponents	40	7	379	9.5	67t	1

KICKOFF RETURNS	No	Yds	Avg	Lg	TD
Moore	32	787	24.6	45	0
Carwell	15	335	22.3	38	0
Burrell	2	70	35.0	40	0
Robertson	2	9	4.5	9	0
Hopkins	1	21	21.0	21	0
Houston	1	13	13.0	13	0
Oilers	53	1235	23.3	45	0

FIELD GOALS	1-19	20-29	30-39	40-49	50+
Walker	3/3	2/3	2/3	1/6	0/1
Wittenborn	1/2	1/2	1/3	1/4	0/2
Oilers	4/5	3/5	3/6	2/10	0/3
Opponents	4/5	8/10	7/8	2/6	0/1

Walker: () () () () () (21N) (44B, 42N, 39G, 22G, 19G) (27G, 41G) () (18G) (45N, 39G) (37N, 47N) (54N, 42N, 16G)
Wittenborn: (47N) (52N, 32N, 34G) (36N) (40N) (53N, 22N) (13B, 40B, 44G, 15G, 25G) () () () () () ()
Opponents: (27G, 33G, 26G, 32G) (22G) (35G, 23G, 48G) (34G) (29N, 31G) (49N) (12G) (45N) (16N, 42N, 28G) (20N, 14G, 32G, 28G, 21G) (34N, 12G) (50N, 17G) (40N, 28G, 36G) (42G)

SACKS
 records not available
Oilers 33.0, Opponents 29.0

TACKLES (Solo-Assists-Total)
 records not available

USUAL STARTING LINEUP

OFFENSE

WR Jim Beirne (81)
 LT **Walt Suggs (76)**
 LG Tom Regner (60)
 C **Bobby Maples (50)**
 RG **Sonny Bishop (66)**
 RT **Glen Ray Hines (78)**
 TE **Alvin Reed (89)**
 WR Mac Haik (86)
 QB Pete Beathard (11)
 Don Trull (10)
 RB Sid Blanks (42)
 Woody Campbell (35)
 FB **Hoyle Granger (32)**

DEFENSE

LE **Pat Holmes (79)**
 LT Willie Parker (74)
 RT George Rice (72)
 RE Elvin Bethea (65)
LLB George Webster (90)
MLB Garland Boyette (52)
 RLB Olen Underwood (56)
LCB Miller Farr (20)
 RCB Larry Carwell (41)
SS Ken Houston (29)
 FS W.K. Hicks (33)

SPECIALISTS

K Wayne Walker (15)
 John Wittenborn (67)
 P Jim Norton (43)

AFL All-Star Game
 All-AFL

GM: Don Klosterman; **Head Coach:** Wally Lemm
Asst. Coaches: Joe Childress (off. backs), Hugh Devore (general coaching), F.A. Dry (OL), Bud McFadin (DL), Fran Polsfoot (WR), Walt Schlinkman (DB)

AMERICAN FOOTBALL LEAGUE STANDINGS

EASTERN DIVISION		W	L	T	Pct
N.Y. Jets	11	3	0		.786
Houston	7	7	0		.500
Miami	5	8	1		.385
Boston Patriots	4	10	0		.286
Buffalo	1	12	1		.077

WESTERN DIVISION		W	L	T	Pct
Oakland	12	2	0		.857
Kansas City	12	2	0		.857
San Diego	9	5	0		.643
Denver	5	9	0		.357
Cincinnati	3	11	0		.214

WESTERN DIVISION PLAYOFF
 OAKLAND 41, Kansas City 6

AFL CHAMPIONSHIP
 N.Y. JETS 27, Oakland 23

1967 SEASON (9-4-1 REGULAR SEASON, 0-1 PLAYOFFS) • 1ST PLACE AFL EAST

DATE	OPPONENT	SCORE	W/L	ATT
Sep. 9	KANSAS CITY	20-25	L	28,003
Sep. 17	at Buffalo	20-3	W	41,384
Sep. 24	at San Diego	3-13	L	36,032
Oct. 1	DENVER	10-6	W	21,798
Oct. 15	at New York	28-28	T	62,729
Oct. 22	at Kansas City	24-19	W	46,365
Oct. 29	BUFFALO	10-3	W	30,060
Nov. 5	at Boston	7-18	L	19,422
Nov. 12	at Denver	20-18	W	30,392
Nov. 26	BOSTON	27-6	W	28,044
Dec. 3	MIAMI	17-14	W	20,979
Dec. 10	OAKLAND	7-19	L	36,375
Dec. 16	SAN DIEGO	24-17	W	19,870
Dec. 23	at Miami	41-10	W	25,982
Dec. 31	at Oakland	7-40	L	53,330

	TITANS	OPP
Total First Downs	207	233
Rushing	111	86
Passing	86	126
Penalty	10	21
3rd Down: Made/Att	--	--
4th Down: Made/Att	--	--
Possession Avg.	34:17	25:43
Total Net Yards	3503	4055
Avg. Per Game	250.2	289.6
Total Plays	828	910
Avg. Per Play	4.2	4.5
Net Yards Rushing	2122	1637
Avg. Per Game	151.6	116.9
Total Rushes	476	424
Net Yards Passing	1381	2418
Avg. Per Game	98.6	172.7
Sacked/Yards Lost	20/151	25/201
Gross Yards	1532	2619
Att./Comp.	332/145	461/228
Completion Pct.	43.1	49.5
Had Intercepted	20	26
Punts/Average	71/42.6	63/41.0
Net Punting Avg.	71/35.5	63/35.0
Penalties/Yards	61/698	59/614
Fumbles/Ball Lost	17/7	29/13
Touchdowns	31	18
Rushing	12	7
Passing	11	10
Returns	8	1

BY PERIODS	1	2	3	4	OT	PTS
Oilers	40	89	65	64	0	258
Opponents	28	56	42	73	0	199

SCORING	TD	RU	PA	RT	PAT	FG	S	TP
Wittenborn	0	0	0	0	30/30	14/28	0	72
Granger	9	6	3	0	0	0	0	54
Campbell	6	4	2	0	0	0	0	36
Farr	3	0	0	3	0	0	0	18
Houston	3	0	0	3	0	0	0	18
Blanks	2	1	1	0	0	0	0	12
Bass	1	0	1	0	0	0	0	6
Beathard TM	1	1	0	0	0	0	0	6
Frazier	1	0	1	0	0	0	0	6
Ledbetter TM	1	0	1	0	0	0	0	6
Moore	1	0	0	1	0	0	0	6
Norton	1	0	0	1	0	0	0	6
Reed	1	0	1	0	0	0	0	6
Taylor	1	0	1	0	0	0	0	6
Oilers	31	12	11	8	30/30	14/28	0	258
Opponents	18	7	10	1	14/14	23/42	1	199

2-Pt Conversions: Oilers 0-1, Opponents 3-4

RUSHING	No	Yds	Avg	Lg	TD
Granger	236	1194	5.1	67	6
Campbell	110	511	4.6	42	4
Blanks	66	206	3.1	16	1
Beathard LG	32	133	4.2	23	1
Beathard TM	32	133	4.2	23	1
Hopkins	13	42	3.2	19	0
Davis	5	23	4.6	10	0
Elkins	2	19	9.5	14	0
Lee TM	5	0	0.0	7	0
Burrell	3	-3	-1.0	2	0
Trull TM	3	-5	-1.7	7	0
Norton	1	-7	-7.0	-7	0
Oilers	476	2122	4.5	67	12
Opponents	424	1637	3.9	35	7

PASSING	Att	Cmp	Pct	Yards	Yds/Att	TD	Int	Lg	Sk/Yds	Rating
Beathard LG	231	94	40.7	1114	4.82	9	14	43t	15/125	43.8
Beathard TM	229	94	41.0	1114	4.86	9	14	43t	14/111	44.2
Lee TM	72	36	50.0	309	4.29	2	4	53	2/12	47.7
Davis	19	9	47.4	71	3.74	0	2	17	2/10	17.5
Trull TM	11	4	36.4	38	3.45	0	0	16	2/18	46.8
Campbell	1	0	0.0	0	0.00	0	0	0	0/0	39.6
Oilers	332	143	43.1	1532	4.61	11	20	53	20/151	43.1
Opponents	461	228	49.5	2619	5.68	10	26	44t	25/201	50.7

RECEIVING	No	Yds	Avg	Lg	TD
Granger	31	300	9.7	43t	3
Frazier	23	253	11.0	53	1
Taylor	18	233	12.9	23	1
Campbell	17	136	8.0	32	2
Burrell	12	193	16.1	39	0
Reed	11	144	13.1	20	1
Blanks	11	93	8.5	39t	1
Bass	5	42	8.4	15	1
Poole	4	55	13.8	18	0
Ledbetter TM	4	43	10.8	16	1
Elkins	3	32	10.7	16	0
Hopkins	3	9	3.0	7	0
Lee TM	1	-1	-1.0	-1	0
Oilers	143	1532	10.7	53	11
Opponents	228	2619	11.5	44t	10

INTERCEPTIONS	No	Yds	Avg	Lg	TD
Farr	10	264	26.4	67	3
Norton	6	73	12.2	26	1
Houston	4	151	37.8	78	2
Hicks	3	122	40.7	62	0
Webster	1	23	23.0	23	0
Underwood	1	8	8.0	8	0
Jancik	1	4	4.0	4	0
Carwell	0	31	--	31	0
Oilers	26	676	26.0	78	6
Opponents	20	156	7.8	32t	1

PUNTING	No	Yds	Avg	Net	TB	In	Lg	B
Norton	71	3025	42.6	35.5	6	0	58	1
Oilers	71	3025	42.6	35.5	6	0	58	1
Opponents	63	2583	41.0	35.0	6	0	71	1

PUNT RETURNS	No	FC	Yds	Avg	Lg	TD
Carwell	9	4	154	17.1	54	0
Jancik	6	2	19	3.2	19	0
Moore	5	1	82	16.4	46	0
Blanks	0	2	0	--	--	0
Burrell	0	5	0	--	--	0
Oilers	20	14	255	12.8	54	0
Opponents	41	12	383	9.3	52	0

KICKOFF RETURNS	No	Yds	Avg	Lg	TD
Jancik	16	349	21.8	49	0
Moore	14	405	28.9	92t	1
Carwell	8	164	20.5	27	0
Houston	2	40	20.0	24	0
Campbell	1	19	19.0	19	0
Farr	1	17	17.0	17	0
Hopkins	1	26	26.0	26	0
Reed	1	0	0.0	0	0
Oilers	44	1020	23.2	92t	1
Opponents	51	950	18.6	37	0

FIELD GOALS	1-19	20-29	30-39	40-49	50+
Wittenborn	2/2	5/5	3/6	4/11	0/4
Oilers	2/2	5/5	3/6	4/11	0/4
Opponents	7/8	1/5	5/9	9/15	1/5

Wittenborn: () (22G, 42G) (31G, 52N) (31N, 46N, 16G) (42N, 52N) (45G) (25G) () (41G, 15G, 51N, 44B, 57N) (47G, 44N, 23G) (32N, 41N, 20G) (46N) (31G) (29G, 38N, 48N, 38G)
 Opponents: (54G, 25B) (47G, 40N) (14G, 42G, 38N) (46N, 41B, 41N, 38G, 31G) (10G, 27G, 34B, 44N) (40G, 13G, 39B) (47G, 22N) (40G, 12G, 18G, 13B, 50N) (36N, 29N, 43G) (40G, 30G, 50N, 51N) (51N, 24N) (12G, 46N, 32G, 31G, 45G) (18G) (48G)

SACKS
 records not available
 Oilers 25.0, Opponents 20.0

TACKLES (Solo-Assists-Total)
 records not available

USUAL STARTING LINEUP

OFFENSE

WR Charles Frazier (28)
LT Walt Suggs (76)
LG Bob Talamini (61)
 C Bobby Maples (50)
 RG Sonny Bishop (66)
 RT Glen Ray Hines (78)
 TE Alvin Reed (89)
 WR Ode Burrell (25)
 QB Pete Beathard (11)
RB Woody Campbell (35)
FB Hoyle Granger (32)

DEFENSE

LE Pat Holmes (79)
 LT Willie Parker (74)
 RT George Rice (72)
 RE Don Floyd (75)
LLB George Webster (90)
 MLB Garland Boyette (52)
 RLB Olen Underwood (56)
LCB Miller Farr (20)
 RCB W.K. Hicks (33)
 SS Ken Houston (29)
FS Jim Norton (43)

SPECIALISTS

K John Wittenborn (67)
 P Jim Norton (43)

AFL All-Star Game
 All-AFL

GM: Don Klosterman; **Head Coach:** Wally Lemm
Asst. Coaches: Joe Childress (off. backs), Hugh Devore (WR), F.A. Dry (OL), Bud McFadin (DL), Wayne Robinson (LB), Walt Schlinkman (DB)

AMERICAN FOOTBALL LEAGUE STANDINGS

EASTERN DIVISION					W	L	T	Pct
Houston	9	4	1	.692				
N.Y. Jets	8	5	1	.615				
Buffalo	4	10	0	.286				
Miami	4	10	0	.286				
Boston	3	10	1	.231				

WESTERN DIVISION					W	L	T	Pct
Oakland	13	1	0	.929				
Kansas City	9	5	0	.643				
San Diego	8	5	1	.615				
Denver	3	11	0	.214				

AFL CHAMPIONSHIP
 OAKLAND 40, Houston 7

1966 SEASON (3-11 REGULAR SEASON, 0-0 PLAYOFFS) • 4TH PLACE AFL EAST

DATE	OPPONENT	SCORE	W/L	ATT
Sep. 3	DENVER	45-7	W	30,156
Sep. 10	OAKLAND	31-0	W	31,763
Sep. 18	at New York	13-52	L	54,681
Sep. 25	at Buffalo	20-27	L	42,526
Oct. 2	at Denver	38-40	L	27,203
Oct. 16	NEW YORK	24-0	W	30,823
Oct. 23	MIAMI	13-20	L	23,173
Oct. 30	at Kansas City	23-48	L	31,676
Nov. 6	at Oakland	23-38	L	34,102
Nov. 13	at Boston	21-27	L	23,426
Nov. 20	BUFFALO	20-42	L	27,312
Dec. 4	SAN DIEGO	22-28	L	17,569
Dec. 11	BOSTON	14-38	L	17,100
Dec. 18	at Miami	28-29	L	20,045

	TITANS	OPP
Total First Downs	246	244
Rushing	76	88
Passing	144	131
Penalty	26	25
3rd Down: Made/Att	--	--
4th Down: Made/Att	--	--
Possession Avg.	--	--
Total Net Yards	4412	4995
Avg. Per Game	315.1	356.8
Total Plays	926	881
Avg. Per Play	4.8	5.7
Net Yards Rushing	1515	1833
Avg. Per Game	108.2	130.9
Total Rushes	413	422
Net Yards Passing	2897	3162
Avg. Per Game	206.9	225.9
Sacked/Yards Lost	28/271	21/228
Gross Yards	3168	3390
Att./Comp.	485/226	438/209
Completion Pct.	46.6	47.7
Had Intercepted	28	18
Punts/Average	69/42.1	68/40.0
Net Punting Avg.	69/37.4	68/35.3
Penalties/Yards	71/682	69/725
Fumbles/Ball Lost	19/12	25/13
Touchdowns	41	50
Rushing	11	10
Passing	29	35
Returns	1	5

BY PERIODS	1	2	3	4	OT	PTS
Oilers	51	107	56	121	0	335
Opponents	54	156	93	93	0	396

SCORING	TD	RU	PA	RT	PAT	FG	S	TP
Blanda	0	0	0	0	39/40	16/30	0	87
Frazier	12	0	12	0			0	72
Trull	7	7	0	0			0	42
Burrell	5	0	5	0			0	30
Elkins	3	0	3	0			0	18
Hennigan	3	0	3	0			0	18
Johnson	3	3	0	0			0	18
McLeod	3	0	3	0			0	18
Blanks	2	0	2	0			0	12
Granger	2	1	1	0			0	12
Cline TM	1	0	0	1			0	6
Oilers	41	11	29	1	39/40	16/30	1	335
Opponents	50	10	35	5	49/49	15/30	0	396

2-Pt Conversions: Oilers 0-0, Opponents 1-1

RUSHING	No	Yds	Avg	Lg	TD
Burrell	122	406	3.3	45	0
Granger	56	388	6.9	69t	1
Blanks	71	235	3.3	30	0
Johnson	70	226	3.2	28t	3
Trull	38	139	3.7	23t	7
Tolar	46	105	2.3	17	0
Stone	6	18	3.0	12	0
Blanda	3	1	0.3	1	0
Lee	1	-3	-3.0	-3	0
Oilers	413	1515	3.7	69t	11
Opponents	422	1833	4.3	77t	10

PASSING	Att	Cmp	Pct	Yards	Yds/Att	TD	Int	Lg	Sk/Yds	Rating
Blanda	271	122	45.0	1764	6.51	17	21	79t	--	55.3
Trull	172	84	48.8	1200	6.98	10	5	62	--	79.1
Humphrey	32	15	46.9	168	5.25	2	1	32t	--	70.8
Lee	8	4	50.0	27	3.38	0	1	10	--	18.2
Burrell	1	1	100.0	9	9.00	0	0	9	--	104.2
Tolar	1	0	0.0	0	0.00	0	0	0	--	39.6
Oilers	485	226	46.6	3168	6.53	29	28	79t	28/271	64.0
Opponents	438	209	47.7	3390	7.74	35	18	80t	21/228	83.6

RECEIVING	No	Yds	Avg	Lg	TD
Frazier	57	1129	19.8	79t	12
Burrell	33	400	12.1	34	5
Hennigan	27	313	11.6	26	3
McLeod	23	339	14.7	41	3
Elkins	21	283	13.5	62	3
Blanks	19	234	12.3	42t	2
Tolar	13	68	5.2	14	0
Poole	12	131	10.9	19	0
Granger	12	104	8.7	27t	1
Johnson	8	150	18.8	53	0
Stone	1	17	17.0	17	0
Oilers	226	3168	14.0	79t	29
Opponents	209	3390	16.2	80t	35

INTERCEPTIONS	No	Yds	Avg	Lg	TD
Norton	4	125	31.3	56	0
Glick	4	57	14.3	41	0
Hicks	3	12	4.0	12	0
Jancik	2	36	18.0	35	0
Parrish	2	0	0.0	0	0
Cline TM	1	23	23.0	23	0
Caveness	1	6	6.0	6	0
Baker	1	0	0.0	0	0
Oilers	18	259	14.4	56	0
Opponents	28	448	16.0	66t	3

PUNTING	No	Yds	Avg	Net	TB	In	Lg	B
Norton	69	2908	42.1	37.4	3	0	65	0
Oilers	69	2908	42.1	37.4	3	0	65	0
Opponents	68	2720	40.0	35.3	8	0	65	0

PUNT RETURNS	No	FC	Yds	Avg	Lg	TD
Jancik	10	6	62	6.2	28	0
Burrell	8	7	78	9.8	29	0
Trammel	5	3	19	3.8	8	0
Oilers	23	16	159	6.9	29	0
Opponents	37	10	269	7.3	42	0

KICKOFF RETURNS	No	Yds	Avg	Lg	TD
Jancik	34	875	25.7	53	0
Blanks	21	487	23.2	37	0
Boyette	3	42	14.0	18	0
Trammel	3	63	21.0	26	0
Hayes	2	31	15.5	16	0
Burrell	1	16	16.0	16	0
Oilers	64	1514	23.7	53	0
Opponents	60	1385	23.1	100t	2

FIELD GOALS	1-19	20-29	30-39	40-49	50+
Blanda	3/4	0/1	3/7	8/12	2/6
Oilers	3/4	0/1	3/7	8/12	2/6
Opponents	1/1	3/6	4/6	7/13	0/4

Blanda: (12N, 45N, 38G, 39G, 38N) (49N, 47G) (48G, 50G) (55N, 47G, 35G) (49G) (8G) (44N, 16G, 43G) (48G, 50N) (44G) (34N, 48N) (49G, 35G) (50N, 35N, 51G, 23B, 9G) () (53N)
Opponents: () (41N, 48G) (32G) (50N, 47G, 32G) (35G, 31G, 25N, 46G, 52N, 46G) (27N, 49N) (49N, 43G, 42G) (29G, 47G) (48N, 24G) (28G, 44G, 29N) (47B, 50N) (33N) (13G, 35N) (50N)

SACKS
 records not available
 Oilers 21.0, Opponents 28.0

TACKLES (Solo-Assists-Total)
 records not available

USUAL STARTING LINEUP

OFFENSE
WR Charles Frazier (28)
 LT Walt Suggs (76)
LG Bob Talamini (61)
 C Bobby Maples (50)
 RG Sonny Bishop (66)
 RT Glen Ray Hines (78)
 TE Bob McLeod (81)
 Bob Poole (88)
 WR Charlie Hennigan (87)
 QB George Blanda (16)
 RB Ode Burrell (25)
 Sid Blanks (42)
 FB Charles Tolar (44)

DEFENSE
 LE Gary Cutsinger (80)
 LT Pat Holmes (79)
 RT Ernie Ladd (99)
 RE Don Floyd (75)
 LLB Johnny Baker (84)
 MLB Doug Cline (31)
 Ron Caveness (51)
 RLB John Meyer (54)
 LCB Theo Viltz (34)
RCB W.K. Hicks (33)
 SS Fred Glick (27)
 FS Jim Norton (43)

SPECIALISTS
 K George Blanda (16)
 P Jim Norton (43)

AFL All-Star Game

GM: Don Klosterman; **Head Coach:** Wally Lemm
Asst. Coaches: Joe Childress (off. backs), Hugh Devore (WR), F.A. Dry (OL), Bud McFadin (DL), Wayne Robinson (LB), Walt Schlinkman (DB)

AMERICAN FOOTBALL LEAGUE STANDINGS

EASTERN DIVISION	W	L	T	Pct
Buffalo	9	4	1	.692
Boston Patriots	8	4	2	.677
N.Y. Jets	6	6	2	.500
Houston	3	11	0	.214
Miami	3	11	0	.214

WESTERN DIVISION	W	L	T	Pct
Kansas City	11	2	1	.846
Oakland	8	5	1	.615
San Diego	7	6	1	.538
Denver	4	10	0	.286

AFL CHAMPIONSHIP
 Kansas City 31, BUFFALO 7

1965 SEASON (4-10 REGULAR SEASON, 0-0 PLAYOFFS) • 4TH PLACE AFL EAST

DATE	OPPONENT	SCORE	W/L	ATT
Sep. 12	NEW YORK	27-21	W	52,680
Sep. 19	BOSTON	31-10	W	32,445
Sep. 26	at Oakland	17-21	L	18,166
Oct. 3	at San Diego	14-31	L	28,190
Oct. 17	at Denver	17-28	L	32,492
Oct. 24	KANSAS CITY	38-36	W	34,670
Oct. 31	at Buffalo	19-17	W	44,267
Nov. 7	OAKLAND	21-33	L	35,729
Nov. 14	DENVER	21-31	L	28,126
Nov. 21	at New York	14-41	L	55,312
Nov. 28	at Kansas City	21-52	L	16,459
Dec. 5	BUFFALO	18-29	L	23,087
Dec. 12	SAN DIEGO	26-37	L	24,120
Dec. 18	at Boston	14-42	L	14,508

	TITANS	OPP
Total First Downs	227	266
Rushing	63	128
Passing	140	110
Penalty	24	28
3rd Down: Made/Att	--	--
4th Down: Made/Att	--	--
Possession Avg.	30:00	--
Total Net Yards	3991	--
Avg. Per Game	285.1	--
Total Plays	904	--
Avg. Per Play	4.4	--
Net Yards Rushing	1178	--
Avg. Per Game	84.1	--
Total Rushes	323	--
Net Yards Passing	2813	--
Avg. Per Game	200.9	--
Sacked/Yards Lost	31/257	--
Gross Yards	3070	--
Att./Comp.	550/224	--
Completion Pct.	40.7	--
Had Intercepted	35	--
Punts/Average	85/43.7	--
Net Punting Avg.	85/37.8	--
Penalties/Yards	76/841	--
Fumbles/Ball Lost	22/11	--
Touchdowns	37	--
Rushing	10	--
Passing	25	--
Returns	2	--

BY PERIODS	1	2	3	4	OT	PTS
Oilers	51	57	77	113	0	298
Opponents	88	115	65	161	0	429

SCORING	TD	RU	PA	RT	PAT	FG	S	TP
Blanda	0	0	0	0	28/28	11/21	0	61
Wi. Frazier	8	0	8	0			0	48
Burrell	7	3	4	0			0	46
C. Frazier	6	0	6	0			0	36
Spikes	3	3	0	0	6/6	1/2	0	27
Hennigan	4	0	4	0			0	24
Compton	2	0	2	0			0	12
Jackson	2	2	0	0			0	12
Trull	2	2	0	0			0	12
N. Evans	1	0	0	1			0	6
McLeod	1	0	1	0			0	6
Onesti	1	0	0	1			0	6
Oilers	37	10	25	2	34/34	12/23	1	298
Opponents	50	17	27	6	--	--	1	429

2-Pt Conversions: Burrell 2, Oilers 2-3, Opponents 0-0

RUSHING	No	Yds	Avg	Lg	TD
Burrell	130	528	4.1	63t	3
Tolar	73	230	3.2	18	0
Spikes	47	173	3.7	20	3
Trull	29	145	5.0	18	2
Jackson	37	85	2.3	7	2
Hoffman	1	11	11.0	11	0
C. Frazier	1	10	10.0	8	0
Compton	1	2	2.0	2	0
Blanda	4	-6	-1.5	0	0
Oilers	323	1178	3.6	63t	10

PASSING	Att	Cmp	Pct	Yards	Yds/Att	TD	Int	Lg	Sk/Yds	Rating
Blanda	442	186	42.1	2542	5.75	20	30	95t	--	47.9
Trull	107	38	35.5	528	4.93	5	5	57t	--	48.3
Tolar	1	0	0.0	0	0.00	0	0	0	0	39.6
Oilers	550	224	40.7	3070	5.58	25	35	95t	31/257	47.9

RECEIVING	No	Yds	Avg	Lg	TD
Burrell	55	650	11.8	52t	4
Hennigan	41	578	14.1	53	4
C. Frazier	38	717	18.9	64t	6
Wi. Frazier	37	521	14.1	57t	8
Tolar	25	138	5.5	21	0
McLeod	15	226	15.1	49	1
Spikes	8	57	7.1	17	0
Compton	3	140	46.7	95t	2
Jackson	1	31	31.0	31	0
Weir	1	12	12.0	12	0
Oilers	224	3070	13.7	95t	25

INTERCEPTIONS	No	Yds	Avg	Lg	TD
Hicks	9	156	17.3	31	0
Norton	7	52	7.4	18	0
Jancik	4	90	22.5	36	0
Banfield	3	28	9.3	28	0
Glick	2	18	9.0	18	0
Cutsinger	1	72	72.0	72	0
Maples	1	0	0.0	0	0
Oilers	27	416	15.4	72	0

PUNTING	No	Yds	Avg	Net	TB	In	Lg	B
Norton	85	3711	43.7	43.7	0	0	65	1
Oilers	85	3711	43.7	43.7	0	0	65	1

PUNT RETURNS	No	FC	Yds	Avg	Lg	TD
Jancik	12	0	85	7.1	25	0
Glick	7	0	44	6.3	13	0
Jaquess	4	0	17	4.3	11	0
Burrell	3	0	39	13.0	33	0
Hicks	1	0	4	4.0	4	0
Weir	1	0	0	0.0	0	0
Oilers	28	0	189	6.8	33	0

KICKOFF RETURNS	No	Yds	Avg	Lg	TD
Jancik	18	430	23.9	43	0
Jaquess	13	280	21.5	69	0
Weir	10	215	21.5	33	0
Burrell	8	202	25.3	38	0
Hicks	7	181	25.9	40	0
Compton	4	68	17.0	30	0
Glick	4	84	21.0	24	0
Kinderman	4	72	18.0	29	0
Spikes	4	41	10.3	15	0
Jackson	2	39	19.5	25	0
Cheeks	1	19	19.0	19	0
Maples	1	15	15.0	15	0
Williams	1	23	23.0	23	0
Oilers	77	1699	21.7	69	0

FIELD GOALS	1-19	20-29	30-39	40-49	50+
Oilers	5-6	1-1	4-7	3-7	0-2

Blanda: (39G, 8G) (36N, 36B, 45G) (44B, 10G) () (37G) (40N) (31G, 30G, 13G, 8G) () () (23N) (46N, 48N) (31B, 41G, 52N) (51N, 40G) ()
Spikes: () () () () (15G) (16N) () () () () () ()
Opponents: records not available

SACKS
 records not available
Oilers 22.0 Opponents 31.0

TACKLES (Solo-Assists-Total)
 records not available

USUAL STARTING LINEUP

OFFENSE	Player (No)
WR	Charles Frazier (28)
LT	Walt Suggs (76)
LG	Bob Talamini (61)
C	John Frongillo (55)
	Wayne Frazier (56)
RG	Sonny Bishop (66)
RT	Norm Evans (73)
TE	Willie Frazier (83)
WR	Charlie Hennigan (87)
QB	George Blanda (16)
RB	Ode Burrell (25)
FB	Charles Tolar (44)

DEFENSE	Player (No)
LE	Gary Cutsinger (80)
LT	Bud McFadin (64)
	Scott Appleton (70)
RT	Ed Husmann (82)
RE	Don Floyd (75)
LLB	Johnny Baker (84)
	Bobby Maples (50)
MLB	Doug Cline (31)
RLB	Danny Brabham (85)
LCB	Tony Banfield (40)
RCB	W.K. Hicks (33)
SS	Jim Norton (43)
FS	Fred Glick (27)
	Bobby Jancik (23)

SPECIALISTS	Player (No)
K	George Blanda (16)
P	Jim Norton (43)

AFL All-Star Game
 All-AFL

GM: Carroll Martin; **Head Coach:** Hugh "Bones" Taylor
Asst. Coaches: Sammy Baugh (off. backs), Lou Rymkus (OL), Walt Schlinkman (defense), Joe Spencer (DL)

AMERICAN FOOTBALL LEAGUE STANDINGS

EASTERN DIVISION		W	L	T	Pct
Buffalo	10	3	1	.769	
N.Y. Jets	5	8	1	.385	
Boston Patriots	4	8	2	.333	
Houston	4	10	0	.286	

WESTERN DIVISION		W	L	T	Pct
San Diego	9	2	3	.818	
Oakland	8	5	1	.615	
Kansas City	7	5	2	.583	
Denver	4	10	0	.286	

AFL CHAMPIONSHIP
 Buffalo 23, SAN DIEGO 0

1964 SEASON (4-10 REGULAR SEASON, 0-0 PLAYOFFS) • 4TH PLACE AFL EAST

DATE	OPPONENT	SCORE	W/L	ATT
Sep. 12	at San Diego	21-27	L	22,632
Sep. 19	OAKLAND	42-28	W	26,482
Sep. 27	at Denver	38-17	W	22,651
Oct. 4	at Kansas City	7-28	L	22,727
Oct. 11	BUFFALO	17-48	L	26,218
Oct. 17	at New York	21-24	L	32,840
Oct. 25	SAN DIEGO	17-20	L	21,671
Nov. 1	at Buffalo	10-24	L	40,119
Nov. 6	at Boston	24-25	L	28,161
Nov. 15	at Oakland	10-20	L	16,375
Nov. 22	KANSAS CITY	19-28	L	17,782
Nov. 29	BOSTON	17-34	L	17,560
Dec. 13	NEW YORK	33-17	W	16,225
Dec. 20	DENVER	34-15	W	15,839

	TITANS	OPP
Total First Downs	284	274
Rushing	80	102
Passing	186	155
Penalty	18	17
3rd Down: Made/Att	--	--
4th Down: Made/Att	--	--
Possession Avg.	--	--
Total Net Yards	4874	--
Avg. Per Game	348.1	--
Total Plays	942	--
Avg. Per Play	5.2	--
Net Yards Rushing	1347	--
Avg. Per Game	96.2	--
Total Rushes	327	--
Net Yards Passing	3527	--
Avg. Per Game	251.9	--
Sacked/Yards Lost	23/207	--
Gross Yards	3734	--
Att./Comp.	592/299	--
Completion Pct.	50.5	--
Had Intercepted	29	--
Punts/Average	55/41.2	--
Net Punting Avg.	55/35.9	--
Penalties/Yards	70/683	--
Fumbles/Ball Lost	24/15	--
Touchdowns	39	--
Rushing	14	--
Passing	19	--
Returns	6	--

BY PERIODS	1	2	3	4	OT	PTS
Oilers	96	80	73	61	0	310
Opponents	73	130	62	90	0	355

SCORING	TD	RU	PA	RT	PAT	FG	S	TP
Blanda	0	0	0	0	37/38	13/29	0	76
Hennigan	8	0	8	0			0	48
Blanks	7	6	1	0			0	42
Dewveall	4	0	4	0			0	24
Tolar	4	4	0	0			0	24
Jackson TM	3	3	0	0			0	18
W. Frazier	2	0	2	0			0	12
McLeod	2	0	2	0			0	12
Baker	1	0	0	1			0	6
Burrell	1	0	0	1			0	6
Craig	1	0	1	0			0	6
Floyd	1	0	0	1			0	6
C. Frazier	1	0	1	0			0	6
Hoffman	1	1	0	0			0	6
Jancik	1	0	0	1			0	6
Jaquess	1	0	0	1			0	6
Nelson	1	0	0	1			0	6
Oilers	39	14	19	6	37/38	13/29	0	310
Opponents	45	18	24	3	--	--	0	355

2-Pt Conversions: Oilers 0-1, Opponents 0-0

RUSHING	No	Yds	Avg	Lg	TD
Blanks	145	756	5.2	91t	6
Tolar	139	515	3.7	40t	4
Trull	12	42	3.5	15	0
Smith	8	16	2.0	8	0
Jackson TM	8	11	1.4	5	3
Burrell	8	10	1.3	5	0
Hoffman	2	3	1.5	2	1
Blanda	4	-2	-0.5	6	0
C. Frazier	1	-4	-4.0	-4	0
Oilers	327	1347	4.1	91t	14

PASSING	Att	Cmp	Pct	Yards	Yds/Att	TD	Int	Lg	Sk/Yds	Rating
Blanda	505	262	51.9	3287	6.51	17	27	80t	--	61.4
Trull	86	36	41.9	439	5.10	1	2	36	--	52.4
Blanks	1	1	1.00	8	8.00	1	0	8t	--	139.6
Oilers	592	299	50.5	3734	6.31	19	29	80t	23/207	60.7

RECEIVING	No	Yds	Avg	Lg	TD
Hennigan	101	1546	15.3	53t	8
Blanks	56	497	8.9	45	1
Dewveall	38	552	15.5	60t	4
Tolar	35	244	7.0	52	0
C. Frazier	29	404	13.9	46	1
W. Frazier	11	227	20.6	80t	2
McLeod	8	81	10.1	20	2
Smith	7	38	5.4	15	0
Burrell	5	73	14.6	36	0
Craig	4	46	11.5	25	1
Baker	2	18	9.0	10	0
Jancik	1	14	14.0	14	0
Hoffman	1	1	1.0	1	0
Bishop	1	0	0.0	0	0
Blanda	0	-7	--	-7	0
Oilers	299	3734	12.5	80t	19

INTERCEPTIONS	No	Yds	Avg	Lg	TD
Jaquess	8	141	17.6	98t	1
Hicks	5	89	17.8	62	0
Glick	5	54	10.8	27	0
Jancik	3	16	5.3	16	0
Norton	2	31	15.5	31	0
Odum	2	22	11.0	22	0
Appleton	2	11	5.5	11	0
Nelson	1	45	45.0	45t	1
Baker	1	17	17.0	17t	1
Rieves	1	3	3.0	3	0
Floyd	0	8	--	8	0
Oilers	30	437	14.6	98t	3

PUNTING	No	Yds	Avg	Net	TB	In	Lg	B
Norton	55	2267	41.2	41.2	0	0	79	2
Oilers	55	2267	41.2	35.9	0	0	79	2

PUNT RETURNS	No	FC	Yds	Avg	Lg	TD
Jancik	12	0	220	18.3	82t	1
Glick	6	0	32	5.3	12	0
Burrell	1	0	0	0.0	0	0
Oilers	19	0	252	13.3	82t	1

KICKOFF RETURNS	No	Yds	Avg	Lg	TD
Jancik	21	488	23.2	42	0
Burrell	17	449	26.4	93t	1
Nelson	13	304	23.4	47	0
Blanks	9	207	23.0	32	0
Hoffman	2	52	26.0	30	0
Jackson TM	2	32	16.0	18	0
W. Frazier	1	0	0.0	0	0
Click	1	27	27.0	27	0
Oilers	66	1559	23.6	93t	1

FIELD GOALS	1-19	20-29	30-39	40-49	50+
Oilers	3/4	3/7	3/4	4/12	0/2

Blanda: (45B) () (43G) () (16N, 47G) () (26N, 27N, 36G) (49N, 50N, 37N, 49G) (46N, 23N, 10G) (49N, 21N, 40B, 11G) (21G, 31G) (49N, 41N, 49G) (49N, 20G, 31G) (51N, 26G, 18G)
Opponents: records not available

SACKS
records not available
Oilers 25.0 Opponents 23.0

TACKLES (Solo-Assists-Total)
records not available

USUAL STARTING LINEUP

OFFENSE
WR Charles Frazier (28)
LT Walt Suggs (76)
LG Bob Talamini (61)
C Tom Goode (68)
RG John Wittenborn (67)
RT Sonny Bishop (66)
TE Willard Dewveall (88)
Willie Frazier (83)
WR Charlie Hennigan (87)
QB George Blanda (16)
RB Sid Blanks (42)
FB Charles Tolar (44)

DEFENSE
LE Scott Appleton (70)
LT Bud McFadin (64)
RT Ed Husmann (82)
Scott Appleton (70)
RE Don Floyd (75)
LLB Danny Brabham (85)
MLB Doug Cline (31)
Larry Onesti (45)
RLB Johnny Baker (84)
LCB Pete Jaquess (47)
RCB Bobby Jancik (23)
SS W.K. Hicks (33)
FS Fred Glick (27)

SPECIALISTS
K George Blanda (16)
P Jim Norton (43)

AFL All-Star Game
All-AFL

GM: Carroll Martin; **Head Coach:** Sammy Baugh
Asst. Coaches: W.F. "Red" Konkright (ends), Joe Spencer (DL), John Steber (OL), Hugh "Bones" Taylor (DB)

AMERICAN FOOTBALL LEAGUE STANDINGS

EASTERN DIVISION	W	L	T	Pct
Buffalo	12	2	0	.857
Boston Patriots	10	3	1	.769
N.Y. Jets	5	8	1	.385
Houston	4	10	0	.286

WESTERN DIVISION	W	L	T	Pct
San Diego	8	5	1	.615
Kansas City	7	7	0	.500
Oakland	5	7	2	.417
Denver	2	11	1	.154

AFL CHAMPIONSHIP
 BUFFALO 20, San Diego 7

1963 SEASON (6-8 REGULAR SEASON, 0-0 PLAYOFFS) • 3RD PLACE AFL EAST

DATE	OPPONENT	SCORE	W/L	ATT
Sep. 7	OAKLAND	13-24	L	24,749
Sep. 14	DENVER	20-14	W	22,855
Sep. 22	at New York	17-24	L	9,336
Sep. 28	at Buffalo	31-20	W	32,340
Oct. 6	at Kansas City	7-28	L	27,801
Oct. 13	at Denver	33-24	W	24,087
Oct. 20	BUFFALO	28-14	W	23,948
Oct. 27	KANSAS CITY	28-7	W	26,331
Nov. 1	at Boston	3-45	L	31,185
Nov. 10	NEW YORK	31-27	W	23,615
Dec. 1	at San Diego	0-27	L	31,713
Dec. 8	BOSTON	28-46	L	23,462
Dec. 15	SAN DIEGO	14-20	L	18,540
Dec. 22	at Oakland	49-52	L	17,401

	TITANS	OPP
Total First Downs	254	256
Rushing	68	117
Passing	169	121
Penalty	17	18
3rd Down: Made/Att	--	--
4th Down: Made/Att	--	--
Possession Avg.	--	--
Total Net Yards	4432	--
Avg. Per Game	316.6	--
Total Plays	870	--
Avg. Per Play	5.1	--
Net Yards Rushing	1210	--
Avg. Per Game	86.4	--
Total Rushes	341	--
Net Yards Passing	3222	--
Avg. Per Game	230.1	--
Sacked/Yards Lost	28/256	--
Gross Yards	3478	--
Att./Comp.	501/261	--
Completion Pct.	52.1	--
Had Intercepted	33	--
Punts/Average	65/43.0	--
Net Punting Avg.	65/43.0	--
Penalties/Yards	58/565	--
Fumbles/Ball Lost	35/24	--
Touchdowns	39	--
Rushing	11	--
Passing	26	--
Returns	2	--

BY PERIODS	1	2	3	4	OT	PTS
Oilers	72	102	72	56	0	302
Opponents	79	138	61	94	0	372

SCORING	TD	RU	PA	RT	PAT	FG	S	TP
Blanda	0	0	0	0	39/39	9/24	0	66
Hennigan	10	0	10	0			0	60
Dewveall	7	0	7	0			0	42
McLeod	5	0	5	0			0	30
Smith	5	3	2	0			0	30
Tobin	5	4	1	0			0	30
Tolar	3	3	0	0			0	18
Dickinson LG	1	1	0	0			0	6
Dickinson TM	1	1	0	0			0	6
Frazier	1	0	1	0			0	6
Glick	1	0	0	1			0	6
Johnston	1	0	0	1			0	6
Oilers	39	11	26	2	39/39	9/24	1	302
Opponents	47	12	24	11	--	--	1	372

2-Pt Conversions: Oilers 0-0, Opponents 0-0

RUSHING	No	Yds	Avg	Lg	TD
Tolar	194	659	3.4	33	3
Tobin	75	271	3.6	32	4
Smith	50	202	4.0	16	3
Cannon	13	45	3.5	12	0
Dickinson LG	6	32	5.3	13	1
Dickinson TM	1	1	1.0	1t	1
Norton	1	15	15.0	15	0
Lee	2	9	4.5	8	0
Babb	1	7	7.0	7	0
Blanda	4	1	0.3	7	0
Oilers	341	1210	3.5	33	11

RECEIVING	No	Yds	Avg	Lg	TD
Hennigan	61	1051	17.2	68	10
Dewveall	58	752	13.0	35	7
Tolar	41	275	6.7	33	0
McLeod	33	530	16.1	38	5
Smith	24	270	11.3	36	2
Frazier	16	279	17.4	80t	1
Tobin	13	173	13.3	33t	1
Dickinson LG	6	57	9.5	18	0
Dickinson TM	5	48	9.6	18	0
Kerbow	5	61	12.2	30	0
Cannon	5	39	7.8	12	0
Oilers	261	3478	13.3	80t	26

INTERCEPTIONS	No	Yds	Avg	Lg	TD
Glick	12	180	15.0	45	1
Banfield	7	21	3.0	14	0
Norton	6	86	14.3	37	0
Jancik	3	31	10.3	19	0
Cline	3	16	5.3	9	0
Babb	2	24	12.0	18	0
Johnston	1	90	90.0	90t	1
Dukes	1	4	4.0	4	0
Brabham	1	1	1.0	1	0
Oilers	36	453	12.6	90t	2

PUNTING	No	Yds	Avg	Net	TB	In	Lg	B
Norton	65	2792	43.0	43.0	0	0	68	0
Oilers	65	2792	43.0	43.0	0	0	68	0

PUNT RETURNS	No	FC	Yds	Avg	Lg	TD
Glick	19	0	171	9.0	22	0
Jancik	13	0	145	11.2	56	0
Oilers	32	0	316	9.9	56	0

KICKOFF RETURNS	No	Yds	Avg	Lg	TD
Jancik	45	1317	29.3	53	0
Glick	20	451	22.6	43	0
Cannon	2	39	19.5	20	0
Michael	1	3	3.0	3	0
Tobin	1	10	10.0	10	0
Tolar	1	4	4.0	4	0
Oilers	70	1824	26.1	53	0

FIELD GOALS	1-19	20-29	30-39	40-49	50+
Oilers	1/2	1/3	4/8	3/8	0/3

Blanda: (30G, 46G, 32N, 42N) (18G, 48G, 52N, 51N, 28N, 52N) (44N, 37G) (28G) (37N) (38G, 48B, 12N) () (26N) (46G) (47N, 32G) (48B, 37N) () (35N) ()
Opponents: records not available

SACKS
 records not available

TACKLES (Solo-Assists-Total)
 records not available

PASSING	Att	Cmp	Pct	Yards	Yds/Att	TD	Int	Lg	Sk/Yds	Rating
Blanda	423	224	53.0	3003	7.10	24	25	80t	--	70.1
Lee	75	37	49.3	475	6.33	2	8	38	--	38.9
Smith	2	0	0.0	0	0.0	0	0	0	--	39.6
Cannon	1	0	0.0	0	0.0	0	0	0	--	39.6
Oilers	501	261	52.1	3478	6.94	26	33	80t	28/256	64.3

USUAL STARTING LINEUP

OFFENSE
 WR Willard Dewveall (88)
 LT Walt Suggs (76)
LG Bob Talamini (61)
C Bob Schmidt (52)
 RG Hogan Wharton (63)
RT Rich Michael (77)
 TE Bob McLeod (81)
WR Charlie Hennigan (87)
QB George Blanda (16)
 RB Billy Cannon (20)
 FB Charles Tolar (44)

DEFENSE
 LE Gary Cutsinger (80)
 LT Dudley Meredith (74)
RT Ed Husmann (82)
 RE Don Floyd (75)
 LLB Doug Cline (31)
 MLB Gene Babb (33)
 RLB Mike Dukes (30)
LCB Tony Banfield (40)
 RCB Bobby Jancik (23)
SS Jim Norton (43)
FS Fred Glick (27)

SPECIALISTS
K George Blanda (16)
P Jim Norton (43)

AFL All-Star Game
All-AFL

GM/Head Coach: Frank "Pop" Ivy
Asst. Coaches: Neill Armstrong (defense), W.F. "Red" Conkright (ends), Walt Schlinkman (offense), Joe Spencer (line)

AMERICAN FOOTBALL LEAGUE STANDINGS

EASTERN DIVISION	W	L	T	Pct
Boston	7	6	1	.538
Buffalo	7	6	1	.538
Houston	6	8	0	.429
N.Y. Jets	5	8	1	.385

WESTERN DIVISION	W	L	T	Pct
San Diego	11	3	0	.786
Oakland	10	4	0	.714
Kansas City	5	7	2	.417
Denver	2	11	1	.154

EASTERN DIVISION PLAYOFF
 Boston Patriots 26, BUFFALO 8

AFL CHAMPIONSHIP
 SAN DIEGO 51, Boston Patriots 10

1962 SEASON (11-3 REGULAR SEASON, 0-1 PLAYOFFS) • 1ST PLACE AFL EAST

DATE	OPPONENT	SCORE	W/L	ATT
Sep. 9	at Buffalo	28-23	W	31,236
Sep. 16	at Boston	21-34	L	32,276
Sep. 23	at San Diego	42-17	W	28,061
Oct. 7	BUFFALO	17-14	W	26,350
Oct. 14	NEW YORK	56-17	W	20,650
Oct. 21	at Denver	10-20	L	34,496
Oct. 28	DALLAS	7-31	L	31,750
Nov. 4	at Dallas	14-6	W	29,017
Nov. 11	at Oakland	28-20	W	11,000
Nov. 18	BOSTON	21-17	W	35,250
Nov. 25	SAN DIEGO	33-27	W	28,235
Dec. 2	DENVER	34-17	W	30,650
Dec. 9	OAKLAND	32-17	W	27,400
Dec. 15	at New York	44-10	W	8,167
Dec. 23	DALLAS	17-20*	L	37,981

* Overtime

	TITANS	OPP
Total First Downs	266	217
Rushing	95	75
Passing	157	126
Penalty	14	16
3rd Down: Made/Att	--	--
4th Down: Made/Att	--	--
Possession Avg.	--	--
Total Net Yards	4971	--
Avg. Per Game	355.1	--
Total Plays	943	--
Avg. Per Play	5.3	--
Net Yards Rushing	1742	--
Avg. Per Game	124.4	--
Total Rushes	457	--
Net Yards Passing	3229	--
Avg. Per Game	230.6	--
Sacked/Yards Lost	11/94	--
Gross Yards	3323	--
Att./Comp.	475/227	--
Completion Pct.	47.8	--
Had Intercepted	48	--
Punts/Average	56/41.0	--
Net Punting Avg.	56/41.0	--
Penalties/Yards	63/633	--
Fumbles/Ball Lost	17/9	--
Touchdowns	50	--
Rushing	15	--
Passing	32	--
Returns	3	--

BY PERIODS	1	2	3	4	OT	PTS
Oilers	93	119	98	77	0	387
Opponents	79	87	47	57	0	270

SCORING	TD	RU	PA	RT	PAT	FG	S	TP
Blanda	0	0	0	0	48/49	11/26	0	81
Cannon	13	7	6	0	0	0	0	80
Hennigan	8	0	8	0	0	0	0	48
Tolar	8	7	1	0	0	0	0	48
McLeod	6	0	6	0	0	0	0	36
Dewveall	5	0	5	0	0	0	0	30
Groman	3	0	3	0	0	0	0	18
Smith	3	1	2	0	0	0	0	18
Babb	1	0	0	1	0	0	0	6
Banfield	1	0	0	1	0	0	0	6
Floyd	1	0	0	1	0	0	0	6
Frazier	1	0	1	0	0	0	0	6
Oilers	50	15	32	3	48/49	11/26	2	387
Opponents	33	10	18	5	N/A	N/A	0	270

2-Pt Conversions: Oilers 0-0, Opponents 0-0

PASSING	Att	Cmp	Pct	Yards	Yds/Att	TD	Int	Lg	Sk/Yds	Rating
Blanda	418	197	47.1	2810	6.72	27	42	78t	--	51.3
Lee	50	26	52.0	433	8.66	4	5	98t	--	68.6
Cannon	3	2	66.7	46	15.33	1	0	40t	--	149.3
Smith	3	2	66.7	34	11.33	0	0	19	--	104.9
Tolar	1	0	0.0	0	0.0	0	0	0	--	0.0
Oilers	475	227	47.8	3323	7.00	32	48	98t	11/94	53.9

RUSHING	No	Yds	Avg	Lg	TD
Tolar	244	1012	4.1	25	7
Cannon	147	474	3.2	64t	7
Smith	56	249	4.4	41	1
Blanda	3	6	2.0	10	0
Lee	4	1	0.3	4	0
Babb	3	0	0.0	2	0
Oilers	457	1742	3.8	64t	15

RECEIVING	No	Yds	Avg	Lg	TD
Hennigan	54	867	16.1	78t	8
McLeod	33	578	17.5	55t	6
Dewveall	33	576	17.5	98t	5
Cannon	32	451	14.1	60t	6
Tolar	30	251	8.4	35t	1
Groman	21	328	15.6	54t	3
Smith	17	117	6.9	29	2
Frazier	7	155	22.1	73t	1
Oilers	227	3323	14.6	98t	32

INTERCEPTIONS	No	Yds	Avg	Lg	TD
Norton	8	75	9.4	36	0
Banfield	6	17	2.8	11	0
Floyd	4	50	12.5	28t	1
Johnston	4	31	7.8	27	0
Glick	3	53	17.7	31	0
Jancik	2	33	16.5	33	0
Babb	2	31	15.5	31t	0
Cline	2	14	7.0	14	0
Dukes	2	11	5.5	6	0
Suci	1	22	22.0	22	0
Cutsinger	1	3	3.0	3	0
Oilers	35	340	9.7	36	2

PUNTING	No	Yds	Avg	Net	TB	In	Lg	B
Norton	56	2298	41.0	41.0	0	0	64	1
Oilers	56	2298	41.0	41.0	0	0	64	1

PUNT RETURNS	No	FC	Yds	Avg	Lg	TD
Jancik	14	0	116	8.3	21	0
Click	12	0	79	6.6	17	0
Banfield	2	0	71	35.5	50t	1
Oilers	28	0	266	9.5	50t	1

KICKOFF RETURNS	No	Yds	Avg	Lg	TD
Jancik	24	726	30.3	61	0
Cannon	18	442	24.6	38	0
Smith	2	37	18.5	23	0
Tolar	2	18	9.0	18	0
Glick	1	22	22.0	22	0
McLeod	1	0	0.0	0	0
Oilers	48	1245	25.9	61	0

FIELD GOALS	1-19	20-29	30-39	40-49	50+
Oilers	5/7	2/4	2/4	1/7	1/4

Blanda: (29N, 45N, 48N) (51N, 10N) (47N) (N, 16G, 37N) (47N) (18G) () (34N, 47B) (50N) () (50N, 42G, 22G, 39G, 26N) (16G, 20G) (54G, 14G, 11G) (30G, 46N)
Opponents: records not available

SACKS
Opponents 11.0

TACKLES (Solo-Assists-Total)
records not available

USUAL STARTING LINEUP

OFFENSE
WR Willard Dewveall (88)
LT Al Jamison (70)
LG Bob Talamini (61)
C Bob Schmidt (52)
RG Hogan Wharton (63)
RT Rich Michael (77)
TE Bob McLeod (81)
WR Charlie Hennigan (87)
QB George Blanda (16)
RB Billy Cannon (20)
FB Charles Tolar (44)

DEFENSE
LE Gary Cutsinger (80)
LT Ed Culpepper (78)
RT Ed Husmann (82)
RE Don Floyd (75)
LLB Doug Cline (31)
MLB Gene Babb (33)
RLB Mike Dukes (30)
LCB Tony Banfield (40)
RCB Mark Johnston (41)
SS Bobby Jancik (23)
SS Jim Norton (43)
FS Fred Glick (27)

SPECIALISTS
K George Blanda (16)
P Jim Norton (43)

AFL All-Star Game
All-AFL

GM: Don Suman; **Head Coach:** Frank "Pop" Ivy
Asst. Coaches: Neill Armstrong (defense), Walt Schlinkman (offense), Joe Spencer (line)

AMERICAN FOOTBALL LEAGUE STANDINGS

EASTERN DIVISION	W	L	T	Pct
Houston	11	3	0	.786
Boston	9	4	1	.692
Buffalo	7	6	1	.538
N.Y. Titans	5	9	0	.357

WESTERN DIVISION	W	L	T	Pct
Dallas	11	3	0	.786
Denver	7	7	0	.500
San Diego	4	10	0	.286
Oakland	1	13	0	.071

AFL CHAMPIONSHIP
 Dallas Texans 20, HOUSTON 17 (OT)

1961 SEASON (10-3-1 REGULAR SEASON, 1-0 PLAYOFFS) • 1ST PLACE AFL EAST

DATE	OPPONENT	SCORE	W/L	ATT
Sep. 9	OAKLAND	55-0	W	16,231
Sep. 24	at San Diego	24-34	L	29,210
Oct. 1	at Dallas	21-26	L	28,000
Oct. 8	BUFFALO	12-22	L	22,761
Oct. 13	at Boston	31-31	T	15,070
Oct. 22	DALLAS	38-7	W	21,237
Oct. 29	at Buffalo	28-16	W	23,228
Nov. 5	at Denver	55-14	W	11,564
Nov. 12	BOSTON	27-15	W	35,649
Nov. 19	NEW YORK	49-13	W	33,428
Nov. 26	DENVER	45-14	W	27,864
Dec. 3	SAN DIEGO	33-13	W	37,845
Dec. 10	at New York	48-21	W	9,462
Dec. 17	at Oakland	47-16	W	4,821
Dec. 24	at San Diego	10-3	W	29,556

	TITANS	OPP
Total First Downs	293	235
Rushing	97	87
Passing	182	126
Penalty	14	22
3rd Down: Made/Att	--	--
4th Down: Made/Att	--	--
Possession Avg.	--	--
Total Net Yards	6288	--
Avg. Per Game	449.1	--
Total Plays	964	--
Avg. Per Play	6.5	--
Net Yards Rushing	1896	--
Avg. Per Game	135.4	--
Total Rushes	452	--
Net Yards Passing	4392	--
Avg. Per Game	313.7	--
Sacked/Yards Lost	14/176	--
Gross Yards	4568	--
Att./Comp.	498/254	--
Completion Pct.	51.0	--
Had Intercepted	29	--
Punts/Average	56/39.1	--
Net Punting Avg.	56/39.1	--
Penalties/Yards	83/889	--
Fumbles/Ball Lost	19/11	--
Touchdowns	66	--
Rushing	15	--
Passing	48	--
Returns	3	--

BY PERIODS	1	2	3	4	OT	PTS
Oilers	85	180	92	156	0	513
Opponents	44	76	48	74	0	242

SCORING	TD	RU	PA	RT	PAT	FG	S	TP
Blanda	0	0	0	0	64/65	16/29	0	112
Groman	18	1	17	0	0	0	0	108
Cannon	15	6	9	0	0	0	0	90
Hennigan	12	0	12	0	0	0	0	72
Tolar	5	4	1	0	0	0	0	30
Dewveall	3	0	3	0	0	0	0	18
King	3	2	1	0	0	0	0	18
Smith	3	2	1	0	0	0	0	18
Cline	2	0	0	2	1	1	14	14
McLeod	2	0	2	0	0	0	0	12
Hall	1	0	1	0	0	0	0	6
Johnston	1	0	0	1	0	0	0	6
White	1	0	1	0	0	0	0	6
Milstead	0	0	0	0	1/1	0/0	0	1
Oilers	66	15	48	3	65/66	16/29	2	513
Opponents	33	17	13	3	0/0	0/0	0	242

2-Pt Conversions: Oilers 0-0, Opponents 0-0

RUSHING	No	Yds	Avg	Lg	TD
Cannon	200	948	4.7	61t	6
Tolar	157	577	3.7	28	4
Smith	60	258	4.3	21	2
King	12	50	4.2	17t	2
Lee	8	36	4.5	9	0
Hall	7	13	1.9	9	0
Blanda	7	12	1.7	7	0
Groman	1	2	2.0	2t	1
Oilers	452	1896	4.2	61t	15

PASSING	Att	Cmp	Pct	Yards	Yds/Att	TD	Int	Lg	Sk/Yds	Rating
Blanda	362	187	51.7	3330	9.20	36	22	80t	--	91.3
Lee	127	66	52.0	1205	9.49	12	6	80t	--	96.7
Cannon	5	0	0.0	0	0.0	0	1	0	--	0.0
Smith	2	1	50.0	33	16.50	0	0	33	--	95.8
Groman	1	0	0.0	0	0.0	0	0	0	--	39.6
Tolar	1	0	0.0	0	0.0	0	0	0	--	39.6
Oilers	498	254	51.0	4568	9.17	48	29	80t	14/176	90.7

RECEIVING	No	Yds	Avg	Lg	TD
Hennigan	82	1746	21.3	80t	12
Groman	50	1175	23.5	80t	17
Cannon	43	586	13.6	78t	9
Tolar	24	219	9.1	32	1
McLeod	14	172	12.3	18	2
White	13	238	18.3	49	1
Dewveall	12	200	16.7	66t	3
Smith	10	131	13.1	37	1
King	3	83	27.7	44t	1
Hall	1	20	20.0	20t	1
Spence	1	14	14.0	14	0
Blanda	1	-16	-16.0	-16	0
Oilers	254	4568	18.0	80t	48

INTERCEPTIONS	No	Yds	Avg	Lg	TD
Norton	9	150	16.7	36	0
Banfield	8	136	17.0	58	0
Johnston	4	59	14.8	27	0
Glick	4	28	7.0	11	0
Milstead	2	25	12.5	22	0
Morris	1	31	31.0	31	0
Laraway	1	30	30.0	30	0
Cline	1	24	24.0	24	0
Spence	1	23	23.0	23	0
Trask	1	17	17.0	17	0
Dukes	1	5	5.0	5	0
Oilers	33	528	16.0	58	0

PUNTING	No	Yds	Avg	Net	TB	In	Lg	B
Norton	48	1952	40.7	40.7	0	0	63	0
Hall	8	238	29.8	29.8	0	0	50	0
Oilers	56	2190	39.1	39.1	0	0	63	0

PUNT RETURNS	No	FC	Yds	Avg	Lg	TD
Cannon	9	0	70	7.8	20	0
King	7	0	32	4.6	10	0
Hall	2	0	1	0.5	1	0
Smith	1	0	15	15.0	15	0
Oilers	19	0	118	6.2	20	0

KICKOFF RETURNS	No	Yds	Avg	Lg	TD
Cannon	18	439	24.4	47	0
King	8	190	23.8	41	0
Hall	6	140	23.3	33	0
Dukes	4	57	14.3	23	0
Tolar	2	42	21.0	22	0
Cline	1	24	24.0	24	0
Laraway	1	22	22.0	22	0
McLeod	1	13	13.0	13	0
Smith	1	5	5.0	5	0
Wharton	1	8	8.0	8	0
Oilers	43	940	21.9	47	0

FIELD GOALS	1-19	20-29	30-39	40-49	50+
Oilers	6/7	6/8	1/2	1/6	2/6

Blanda: (27G, 14G) (28G) () (41N, 48N, 14G, 46N, 54N) (36N, 51N, 24G) (54N, 53G, 47N) (24N, 45N) (48G, 33G) (25G, 19G) (N) (9G) (55G, 23G, 27N) (16G, 27G, 51N) (12G)

Opponents: records not available

SACKS
records not available

TACKLES (Solo-Assists-Total)
records not available

USUAL STARTING LINEUP

OFFENSE

WR	Bill Groman (89)
LT	Al Jamison (70)
LG	Bob Talamini (61)
C	Bob Schmidt (52)
RG	Hogan Wharton (63)
RT	Rich Michael (77)
TE	John White (86)
	Bob McLeod (81)
WR	Charlie Hennigan (87)
QB	George Blanda (16)
RB	Billy Cannon (20)
FB	Charles Tolar (44)

DEFENSE

LE	Dalva Allen (80)
LT	Orville Trask (79)
RT	Ed Husmann (82)
RE	Don Floyd (75)
LLB	Doug Cline (31)
MLB	Dennit Morris (50)
RLB	Mike Dukes (30)
LCB	Tony Banfield (40)
RCB	Mark Johnston (41)
SS	Jim Norton (43)
FS	Fred Glick (27)

SPECIALISTS

K	George Blanda (16)
P	Jim Norton (43)

AFL All-Star Game

All-AFL

GM: Don Suman; **Head Coach:** Lou Rymkus (five games), Wally Lemm (final nine games)
Asst. Coaches: Walt Schlinkman (off. backs), Mac Speedie (ends), Joe Spencer (line), Fred Wallner (defense)

AMERICAN FOOTBALL LEAGUE STANDINGS

EASTERN DIVISION	W	L	T	Pct
Houston	10	3	1	.769
Boston	9	4	1	.692
N.Y. Titans	7	7	0	.500
Buffalo	6	8	0	.429

WESTERN DIVISION	W	L	T	Pct
San Diego	12	2	0	.857
Dallas Texans	6	8	0	.429
Denver	3	11	0	.214
Oakland	2	12	0	.143

AFL CHAMPIONSHIP

Houston 10, SAN DIEGO 3

1960 SEASON (10-4 REGULAR SEASON, 1-0 PLAYOFFS) • 1ST PLACE AFL EAST

DATE	OPPONENT	SCORE	W/L	ATT
Sep. 11	at Oakland	37-22	W	12,703
Sep. 18	LOS ANGELES	38-28	W	20,156
Sep. 25	OAKLAND	13-14	L	16,421
Oct. 9	NEW YORK	27-21	W	16,151
Oct. 16	DALLAS	20-10	W	19,026
Oct. 23	at New York	42-28	W	21,000
Oct. 30	at Buffalo	24-25	L	23,001
Nov. 6	at Denver	45-25	W	14,489
Nov. 13	at Los Angeles	21-24	L	21,805
Nov. 20	DENVER	20-10	W	20,778
Nov. 25	at Boston	24-10	W	27,123
Dec. 4	at Dallas	0-24	L	20,000
Dec. 11	BUFFALO	31-23	W	25,247
Dec. 18	BOSTON	37-21	W	22,352
Jan. 1	LOS ANGELES	24-16	W	32,183

	TITANS	OPP
Total First Downs	262	282
Rushing	83	90
Passing	153	164
Penalty	26	28
3rd Down: Made/Att	--	--
4th Down: Made/Att	--	--
Possession Avg.	--	--
Total Net Yards	4936	--
Avg. Per Game	352.6	--
Total Plays	930	--
Avg. Per Play	5.3	--
Net Yards Rushing	1733	--
Avg. Per Game	123.8	--
Total Rushes	452	--
Net Yards Passing	3203	--
Avg. Per Game	228.8	--
Sacked/Yards Lost	22/168	--
Gross Yards	3371	--
Att./Comp.	456/218	--
Completion Pct.	47.8	--
Had Intercepted	28	--
Punts/Average	72/35.8	--
Net Punting Avg.	72/35.8	--
Penalties/Yards	75/750	--
Fumbles/Ball Lost	36/17	--
Touchdowns	48	--
Rushing	15	--
Passing	31	--
Returns	2	--

BY PERIODS	1	2	3	4	OT	PTS
Oilers	93	106	91	89	0	379
Opponents	64	94	72	55	0	285

SCORING	TD	RU	PA	RT	PAT	FG	S	TP
Blanda	4	4	0	0	46/47	15/33	0	115
Groman	12	0	12	0	0	0	0	72
Cannon	7	1	5	1	0	0	0	42
Smith	7	5	2	0	0	0	0	42
Hennigan	6	0	6	0	0	0	0	36
Carson	4	0	4	0	0	0	0	24
Tolar	3	3	0	0	0	0	0	18
Cline	2	2	0	0	0	0	0	12
Atchason LG	1	0	1	0	0	0	0	6
Atchason TM	1	0	1	0	0	0	0	6
Hall	1	0	0	1	0	0	0	6
Witcher	1	0	1	0	0	0	0	6
Oilers	48	15	31	2	46/47	15/33	0	379
Opponents	36	6	28	2	0/0	0/0	0	285

2-Pt Conversions: Oilers 0-0, Opponents 0-0

RUSHING	No	Yds	Avg	Lg	TD
Cannon	152	644	4.2	39	1
Smith	154	643	4.2	65	5
Tolar	54	179	3.3	40t	3
Hall	30	118	3.9	16	0
Cline	37	105	2.8	19	2
Blanda	16	16	1.0	9	4
Talamini	0	14	--	14	0
Lee	6	11	1.8	10	0
Milstead	3	3	1.0	7	0
Oilers	452	1733	3.8	65	15

PASSING	Att	Cmp	Pct	Yards	Yds/Att	TD	Int	Lg	Sk/Yds	Rating
Blanda	363	169	46.6	2413	6.65	24	22	75	0/0	65.4
Lee	77	41	53.2	842	10.94	5	6	92t	0/0	81.2
Milstead	7	4	57.1	43	6.14	0	0	30	0/0	75.3
Smith	5	3	60.0	70	14.00	1	0	31	0/0	143.8
Cannon	3	0	0.0	0	0.00	0	0	0	0/0	39.6
Groman	1	1	100.0	3	3.00	1	0	3t	0/0	118.8
Oilers	456	218	47.8	3371	7.39	31	28	92t	22/168	69.8

RECEIVING	No	Yds	Avg	Lg	TD
Groman	72	1473	20.5	92t	12
Carson	45	604	13.4	47	4
Hennigan	44	722	16.4	73t	6
Smith	22	216	9.8	40t	2
Cannon	15	187	12.5	53t	5
Tolar	7	71	10.1	21	0
Atchason LG	5	48	9.6	14	1
Atchason TM	3	26	8.7	12	1
Witcher	4	34	8.5	13	1
Cline	4	15	3.8	10	0
J. White	1	18	18.0	18	0
Norton	1	5	5.0	5	0
Oilers	218	3371	15.5	92t	31

INTERCEPTIONS	No	Yds	Avg	Lg	TD
Johnston	4	42	10.5	33	0
Morris	4	32	8.0	26	0
Spence	4	5	1.3	5	0
Gordon	3	45	15.0	20	0
Banfield	3	22	7.3	22	0
Dukes	2	34	17.0	29	0
Kendall	2	10	5.0	10	0
Allen	1	0	0.0	0	0
Norton	1	0	0.0	0	0
Witcher	1	0	0.0	0	0
Oilers	25	190	7.6	33	0

PUNTING	No	Yds	Avg	Net	TB	In	Lg	B
Milstead	66	2365	35.8	35.8	0	0	54	0
Hall	6	210	35.0	35.0	0	0	41	0
Oilers	72	2575	35.8	35.8	0	0	54	0

PUNT RETURNS	No	FC	Yds	Avg	Lg	TD
Hall	6	0	72	12.0	26	0
Tolar	5	0	40	8.0	15	0
Cannon	4	0	96	24.0	51	0
Oilers	15	0	208	13.9	51	0

KICKOFF RETURNS	No	Yds	Avg	Lg	TD
Hall	19	594	31.3	104t	1
Tolar	13	249	19.2	35	0
Cannon	8	266	33.3	88t	1
Dukes	4	58	14.5	20	0
Cline	3	42	14.0	16	0
Jamison	1	5	5.0	5	0
J. White	0	11	--	11	0
Oilers	48	1225	25.5	104t	2

FIELD GOALS	1-19	20-29	30-39	40-49	50+
Oilers	6/14	3/5	3/5	1/6	2/3

Blanda: (18G,) (13G) (36G, 17N, 10G, 28N) (N, N, N, N, 22G, 36G) (19G, 40N, 23G, 47N) (N) (50G) (45N, 44G, 40N) (52N) (40N) (35N, 20N, 32N, 16G) (18N) (53G) (32G, 26G, 10G)
Opponents: records not available

SACKS
 records not available

TACKLES (Solo-Assists-Total)
 records not available

USUAL STARTING LINEUP	
OFFENSE	
WR	Bill Groman (89)
LT	Al Jamison (70)
LG	Bob Talamini (61)
C	George Belotti (57)
	Hugh Pitts (53)
RG	Hogan Wharton (63)
RT	Rich Michael (77)
TE	John Carson (82)
	John White (86)
WR	Charlie Hennigan (87)
QB	George Blanda (16)
RB	Billy Cannon (20)
FB	Dave Smith (32)
DEFENSE	
LE	Dalva Allen (80)
LT	Orville Trask (79)
RT	Jerry Helliun (72)
	George Shirkey (74)
RE	Don Floyd (75)
LLB	Doug Cline (31)
MLB	Dennit Morris (50)
RLB	Mike Dukes (30)
LCB	Jim Norton (43)
RCB	Mark Johnston (41)
SS	Bobby Gordon (47)
	Charles Kendall (34)
FS	Julian Spence (24)
SPECIALISTS	
K	George Blanda (16)
P	Charles Milstead (12)
All-AFL	
GM: (none); Head Coach: Lou Rymkus	
Asst. Coaches: Wally Lemm, Walt Schlinkman, Mac Speedie, Fred Wallner	

AMERICAN FOOTBALL LEAGUE STANDINGS				
EASTERN DIVISION				
	W	L	T	Pct
Houston	10	4	0	.714
N.Y. Titans	7	7	0	.500
Buffalo	5	8	1	.385
Boston	5	9	0	.357
WESTERN DIVISION				
	W	L	T	Pct
L.A. Chargers	10	4	0	.714
Dallas Texans	8	6	0	.571
Oakland	6	8	0	.429
Denver	4	9	1	.308
AFL CHAMPIONSHIP				
HOUSTON 24, L.A. Chargers 16				

ALL-TIME PRESEASON SUMMARY

OPPONENT	WON	LOST	TIED	OPPONENT	WON	LOST	TIED	OPPONENT	WON	LOST	TIED
Titans vs. Arizona	4	3	0	Titans vs. Green Bay	8	3	0	Titans vs. Oakland	6	5	0
Titans vs. Atlanta	5	5	0	Titans vs. Indianapolis	2	5	0	Titans vs. Philadelphia	3	3	0
Titans vs. Buffalo	10	3	0	Titans vs. Kansas City	3	11	0	Titans vs. San Diego	3	7	0
Titans vs. Carolina	0	2	0	Titans vs. Los Angeles	8	4	0	Titans vs. San Francisco	1	1	0
Titans vs. Chicago	7	4	0	Titans vs. Miami	2	1	0	Titans vs. Seattle	0	3	0
Titans vs. Cincinnati	1	1	0	Titans vs. Minnesota	2	6	0	Titans vs. Tampa Bay	3	6	0
Titans vs. Cleveland	2	1	0	Titans vs. New England	6	0	0	Titans vs. Washington	3	5	0
Titans vs. Dallas	13	21	0	Titans vs. New Orleans	14	15	1	TOTALS:	123	132	1
Titans vs. Denver	5	5	0	Titans vs. N.Y. Giants	2	3	0				
Titans vs. Detroit	2	3	0	Titans vs. N.Y. Jets	8	6	0				

YEAR-BY-YEAR PRESEASON RESULTS

1960 (2-3)

SITE	OPPONENT	OILERS	OPP
Tulsa, Okla.	Dallas	10	27
Los Angeles	Los Angeles	13	22
Houston	Denver	42	3
Mobile, Ala.	N.Y. Titans	30	14
Dallas	Dallas	3	24

1961 (3-2)

SITE	OPPONENT	OILERS	OPP
San Diego	San Diego	14	27
Honolulu, Hawaii	Oakland	35	17
Honolulu, Hawaii	San Diego	28	42
Greenville, S.C.	N.Y. Titans	30	20
Mobile, Ala.	Denver	42	20

1962 (4-1)

SITE	OPPONENT	OILERS	OPP
Houston	N.Y. Titans	33	27
Atlanta	Denver	33	17
New Orleans	Boston	20	10
Mobile, Ala.	Buffalo	14	21
Miami	Dallas	34	31

1963 (3-2)

SITE	OPPONENT	OILERS	OPP
Denver	Denver	10	27
Shreveport, La.	N.Y. Jets	17	0
Lowell, Mass.	Boston	21	20
Houston	San Diego	3	21
Wichita, Kan.	Kansas City	23	17

1964 (1-4)

SITE	OPPONENT	OILERS	OPP
Boston	Boston	38	7
Little Rock, Ark.	San Diego	36	44
Houston	Denver	20	32
Las Vegas, Nev.	Oakland	20	34
Houston	Kansas City	17	27

1965 (5-0)

SITE	OPPONENT	OILERS	OPP
Alexandria, Va.	N.Y. Jets	21	16
Buffalo	Buffalo	29	7
Houston	Boston	27	6
San Antonio, Texas	Denver	25	3
Little Rock, Ark.	San Diego	13	10

1966 (1-3)

SITE	OPPONENT	OILERS	OPP
Houston	Oakland	26	17
Birmingham, Ala.	N.Y. Jets	10	16
Little Rock, Ark.	Buffalo	16	2
Kansas City	Kansas City	20	31

1967 (0-4)

SITE	OPPONENT	OILERS	OPP
Houston	Kansas City	9	34
Oakland	Oakland	7	24
Charlotte, N.C.	N.Y. Jets	7	13
Houston	Dallas	17	30

1968 (4-1)

SITE	OPPONENT	OILERS	OPP
Houston	Washington	9	3
Houston	N.Y. Jets	28	14
Houston	New Orleans	24	23
Tulsa, Okla.	Buffalo	37	7
Houston	Dallas	19	33

1969 (3-2)

SITE	OPPONENT	OILERS	OPP
Houston	Buffalo	24	7
Houston	Baltimore	29	33
Houston	Chicago	19	17
Houston	Dallas	11	14
New Orleans	New Orleans	30	14

1970 (2-4)

SITE	OPPONENT	OILERS	OPP
Houston	Chicago	13	23
Houston	New Orleans	10	19
Houston	Minnesota	7	14
Houston	Dallas	37	21
Los Angeles	Los Angeles	3	20
Miami	Philadelphia	27	7

1971 (4-3)

SITE	OPPONENT	OILERS	OPP
Canton, Ohio	Los Angeles	6	17
Houston	N.Y. Giants	35	6
St. Louis	St. Louis	14	16
Houston	Philadelphia	21	17
Houston	Dallas	20	28
Houston	Chicago	37	17
New Orleans	New Orleans	24	17

1972 (2-3-1)

SITE	OPPONENT	OILERS	OPP
Dallas	Dallas	24	25
Chicago	Chicago	17	20
Houston	Green Bay	20	3
Houston	St. Louis	33	24
Minnesota	Minnesota	14	26
Houston	New Orleans	14	14

1973 (2-4)

SITE	OPPONENT	OILERS	OPP
Houston	N.Y. Jets	13	16
Houston	Chicago	7	34
Green Bay	Green Bay	14	33
Houston	Dallas	27	24
Houston	Baltimore	20	9
New Orleans	New Orleans	10	16

1974 (3-3)

SITE	OPPONENT	OILERS	OPP
Houston	N.Y. Giants	16	7
Washington	Washington	48	3
Dallas	Dallas	13	19
Houston	Atlanta	6	10
Houston	Chicago	37	20
Houston	New Orleans	16	24

1975 (3-3)

SITE	OPPONENT	OILERS	OPP
New Orleans	New Orleans	13	7
Houston	Washington	24	13
Denver	Denver	21	27
Houston	Dallas	14	17
Houston	Baltimore	21	26
Chicago	Chicago	24	13

1976 (0-6)

SITE	OPPONENT	OILERS	OPP
Kansas City	Kansas City (OT)	3	9
Houston	New Orleans	10	13
Houston	N.Y. Giants	14	30
Houston	N.Y. Jets	24	27
Houston	Miami	6	10
Dallas	Dallas (OT)	20	26

1977 (2-4)

SITE	OPPONENT	OILERS	OPP
Oakland	Oakland	0	40
Houston	Baltimore	7	14
Houston	Chicago	10	14
Houston	San Francisco	17	3
Houston	Dallas	23	14
New Orleans	New Orleans	16	20

1978 (1-3)

SITE	OPPONENT	OILERS	OPP
Houston	Denver	12	17
Houston	Philadelphia	10	28
Dallas	Dallas	27	13
Houston	New Orleans	3	17

PRESEASON RESULTS

1979 (1-3)

SITE	OPPONENT	OILERS	OPP
Houston	N.Y. Jets	14	21
Houston	St. Louis	9	7
Dallas	Dallas	13	16
New Orleans	New Orleans	7	10

1980 (2-2)

SITE	OPPONENT	OILERS	OPP
Houston	Tampa Bay	7	21
Houston	New Orleans	20	17
Dallas	Dallas	13	20
Houston	Buffalo	24	7

1981 (1-3)

SITE	OPPONENT	OILERS	OPP
Houston	Philadelphia	13	10
New Orleans	New Orleans	7	27
Tampa Bay	Tampa Bay	17	27
Dallas	Dallas	20	28

1982 (2-2)

SITE	OPPONENT	OILERS	OPP
Houston	New Orleans	22	20
Houston	N.Y. Jets	16	33
Houston	Tampa Bay	21	6
Dallas	Dallas	14	20

1983 (0-4)

SITE	OPPONENT	OILERS	OPP
Houston	Baltimore	0	15
Houston	Tampa Bay	17	23
New Orleans	New Orleans	13	20
Dallas	Dallas	31	34

1984 (1-3)

SITE	OPPONENT	OILERS	OPP
Tampa Bay	Tampa Bay	17	30
Houston	N.Y. Jets	36	17
Houston	New Orleans	19	31
Dallas	Dallas	24	31

1985 (1-4)

SITE	OPPONENT	OILERS	OPP
Canton, Ohio	N.Y. Giants	20	21
Los Angeles	L.A. Rams	3	7
New Orleans	New Orleans	23	20
Houston	Kansas City	19	24
Dallas	Dallas	10	20

1986 (4-0)

SITE	OPPONENT	OILERS	OPP
Los Angeles	L.A. Rams	17	14
Houston	Buffalo	23	20
Houston	New Orleans	24	13
Dallas	Dallas	17	14

1987 (2-2)

SITE	OPPONENT	OILERS	OPP
Houston	Kansas City	20	32
New Orleans	New Orleans	16	13
Indianapolis	Indianapolis	6	17
Dallas	Dallas	18	13

1988 (4-0)

SITE	OPPONENT	OILERS	OPP
Houston	Buffalo	13	9
Memphis, Tenn.	New England	27	14
Los Angeles	L.A. Rams	20	17
Dallas	Dallas	54	10

1989 (2-2)

SITE	OPPONENT	OILERS	OPP
Tampa Bay	Tampa Bay	23	41
Jacksonville, Fla.	Miami	26	10
Oakland	L.A. Raiders	23	21
Dallas	Dallas	28	30

1990 (1-3)

SITE	OPPONENT	OILERS	OPP
Houston	Detroit	10	34
Houston	N.Y. Giants	10	13
Minnesota	Minnesota	21	22
Dallas	Dallas	27	6

1991 (2-2)

SITE	OPPONENT	OILERS	OPP
San Diego	San Diego	29	31
Houston	Atlanta	7	36
Houston	Dallas	30	20
Memphis, Tenn.	L.A. Rams	16	13

1992 (4-1)

SITE	OPPONENT	OILERS	OPP
Tokyo, Japan	Dallas	34	23
Detroit	Detroit	17	7
Dallas	Dallas	17	16
New Orleans	New Orleans	33	3
Los Angeles	L.A. Raiders	26	30

1993 (1-3)

SITE	OPPONENT	OILERS	OPP
San Antonio, Texas	New Orleans	28	37
Houston	Detroit	20	24
San Antonio, Texas	Dallas	23	20
Houston	Seattle	10	20

1994 (2-3)

SITE	OPPONENT	OILERS	OPP
Kansas City	Kansas City	17	24
San Antonio, Texas	San Diego	31	3
Mexico City, Mexico	Dallas	6	0
San Antonio, Texas	Buffalo	16	18
Houston	L.A. Raiders	23	24

1995 (0-3)

SITE	OPPONENT	OILERS	OPP
Houston	Arizona	13	16
Knoxville, Tenn.	Washington (OT)	13	16
Houston	San Diego	canceled	
San Antonio, Texas	Dallas	0	10

1996 (2-2)

SITE	OPPONENT	OILERS	OPP
Jackson, Miss.	N.Y. Jets	31	13
Houston	Indianapolis	16	12
Houston	Detroit	23	34
Orlando, Fla.	Dallas	19	24

1997 (0-4)

SITE	OPPONENT	OILERS	OPP
Memphis, Tenn.	New Orleans	12	21
Nashville	Washington	12	18
Nashville	San Diego	7	21
Dallas	Dallas	10	34

1998 (3-1)

SITE	OPPONENT	OILERS	OPP
Atlanta	Atlanta	31	16
Nashville	Washington	24	27
New Orleans	New Orleans	26	24
Nashville	Denver	16	13

1999 (1-3)

SITE	OPPONENT	TITANS	OPP
Kansas City	Kansas City	20	22
Phoenix	Arizona	17	27
Nashville	Atlanta	17	3
Nashville	New Orleans	11	12

2000 (3-1)

SITE	OPPONENT	TITANS	OPP
Nashville	Kansas City	14	10
Nashville	St. Louis	30	3
Philadelphia	Philadelphia	32	34
Chicago	Chicago	34	28

2001 (3-1)

SITE	OPPONENT	TITANS	OPP
Nashville	Chicago	27	24
St. Louis	St. Louis	23	10
Nashville	Philadelphia	14	20
Detroit	Detroit	28	25

2002 (2-2)

SITE	OPPONENT	TITANS	OPP
Nashville	St. Louis	28	26
Nashville	Oakland	24	14
Minnesota	Minnesota	10	14
Green Bay	Green Bay	20	21

2003 (4-0)

SITE	OPPONENT	TITANS	OPP
Nashville	Cleveland	10	6
Nashville	Buffalo	37	24
Cincinnati	Cincinnati	23	15
Green Bay	Green Bay	27	3

2004 (3-1)

SITE	OPPONENT	TITANS	OPP
Nashville	Cleveland	24	3
Buffalo	Buffalo	16	15
Dallas	Dallas	17	20
Nashville	Green Bay	27	7

2005 (1-3)

SITE	OPPONENT	TITANS	OPP
Nashville	Tampa Bay (OT)	10	17
Atlanta	Atlanta	24	21
San Francisco	San Francisco (OT)	13	16
Nashville	Green Bay	17	21

2006 (1-3)

SITE	OPPONENT	TITANS	OPP
Nashville	New Orleans	16	19
Denver	Denver	10	35
Nashville	Atlanta	6	20
Green Bay	Green Bay	35	21

2007 (3-1)

SITE	OPPONENT	TITANS	OPP
Nashville	Washington	6	14
New England	New England	27	24
Buffalo	Buffalo	28	17
Nashville	Green Bay	30	14

2008 (3-1)

SITE	OPPONENT	TITANS	OPP
Nashville	St. Louis	34	13
Nashville	Oakland	17	16
Atlanta	Atlanta	3	17
Green Bay	Green Bay	23	21

PRESEASON RESULTS

2009 (3-2)

SITE	OPPONENT	TITANS	OPP
Canton, Ohio	Buffalo	21	18
Nashville	Tampa Bay	27	20
Dallas	Dallas	10	30
Cleveland	Cleveland	17	23
Nashville	Green Bay	27	13

2010 (2-2)

SITE	OPPONENT	TITANS	OPP
Seattle	Seattle	18	20
Nashville	Arizona	24	10
Carolina	Carolina	7	15
Nashville	New Orleans	27	24

2011 (3-1)

SITE	OPPONENT	TITANS	OPP
Nashville	Minnesota	14	13
St. Louis	St. Louis	16	17
Nashville	Chicago	14	13
New Orleans	New Orleans	32	9

2012 (3-1)

SITE	OPPONENT	TITANS	OPP
Seattle	Seattle	17	27
Tampa Bay	Tampa Bay	30	7
Nashville	Arizona	32	27
Nashville	New Orleans	10	6

2013 (1-3)

SITE	OPPONENT	TITANS	OPP
Nashville	Washington	21	22
Cincinnati	Cincinnati	19	27
Nashville	Atlanta	27	16
Minnesota	Minnesota	23	24

2014 (2-2)

SITE	OPPONENT	TITANS	OPP
Nashville	Green Bay	20	16
New Orleans	New Orleans	24	31
Atlanta	Atlanta	24	17
Nashville	Minnesota	3	19

2015 (2-2)

SITE	OPPONENT	TITANS	OPP
Atlanta	Atlanta	24	31
Nashville	St. Louis	27	14
Kansas City	Kansas City	10	34
Nashville	Minnesota	24	17

2016 (3-1)

SITE	OPPONENT	TITANS	OPP
Nashville	San Diego	27	10
Nashville	Carolina	16	26
Oakland	Oakland	27	14
Miami	Miami	21	10



Delanie Walker is in his 12th NFL season in 2017.

TITANS vs. THE NFL

All-time regular season and playoff records versus 31 current NFL opponents

OPPONENT	FIRST MEETING	REGULAR SEASON			POSTSEASON			COMBINED			STREAK	LAST TIME
		HOME	AWAY	TOTAL	HOME	AWAY	TOTAL	HOME	AWAY	TOTAL		
Arizona Cardinals	1970	2-4-0	2-2-0	4-6-0	0-0	0-0	0-0	2-4-0	2-2-0	4-6-0	L1	12/15/13 at Ten, L 34-37 (OT)
Atlanta Falcons	1972	5-2-0	2-5-0	7-7-0	0-0	0-0	0-0	5-2-0	2-5-0	7-7-0	L2	10/25/15 at Ten, L 7-10
Baltimore Ravens	1996	5-4-0	4-5-0	9-9-0	0-2	1-0	1-2	5-6-0	5-5-0	10-11-0	L1	11/9/14 at Bal, L 7-21
Buffalo Bills	1960	13-7-0	14-8-0	27-15-0	1-0	0-2	1-2	14-7-0	14-10-0	28-17-0	L1	10/11/15 at Ten, L 13-14
Carolina Panthers	1996	1-2-0	2-0-0	3-2-0	0-0	0-0	0-0	1-2-0	2-0-0	3-2-0	L1	11/15/15 at Ten, L 10-27
Chicago Bears	1973	2-4-0	4-2-0	6-6-0	0-0	0-0	0-0	2-4-0	4-2-0	6-6-0	W1	11/27/16 at Chi, W 27-21
Cincinnati Bengals	1968	22-13-1	17-20-0	39-33-1	0-0	0-1	0-1	22-13-1	17-21-0	39-34-1	L2	9/21/14 at Cin, L 7-33
Cleveland Browns	1970	14-19-0	15-16-0	29-35-0	0-0	1-0	1-0	14-19-0	16-16-0	30-35-0	W1	10/16/16 at Ten, W 28-26
Dallas Cowboys	1970	2-5-0	4-3-0	6-8-0	0-0	0-0	0-0	2-5-0	4-3-0	6-8-0	L1	9/14/14 at Ten, L 10-26
Denver Broncos	1960	15-6-0	7-9-1	22-15-1	1-0	0-2	1-2	16-6-0	7-11-1	23-17-1	W1	12/11/16 at Ten, W 13-10
Detroit Lions	1971	5-2-0	4-1-0	9-3-0	0-0	0-0	0-0	5-2-0	4-1-0	9-3-0	W5	9/18/16 at Det, W 16-15
Green Bay Packers	1972	3-3-0	4-2-0	7-5-0	0-0	0-0	0-0	3-3-0	4-2-0	7-5-0	W1	11/13/16 at Ten, W 47-25
Houston Texans	2002	9-6-0	7-8-0	16-14-0	0-0	0-0	0-0	9-6-0	7-8-0	16-14-0	W1	1/1/17 at Ten, W 24-17
Indianapolis Colts	1970	7-13-0	6-18-0	13-31-0	0-0	1-0	1-0	7-13-0	7-18-0	14-31-0	L11	11/20/16 at Ind, L 17-24
Jacksonville Jaguars	1995	13-9-0	11-11-0	24-20-0	0-0	1-0	1-0	13-9-0	12-11-0	25-20-0	L1	12/24/16 at Jax, L 17-38
Kansas City Chiefs	1960	12-10-0	10-17-0	22-27-0	0-2	0-0	0-2	12-12-0	10-17-0	22-29-0	W2	12/18/16 at KC, W 19-17
Los Angeles Rams	1973	3-3-0	2-3-0	5-6-0	0-0	0-0	0-1*	3-3-0	2-3-0	5-7-0*	W2	11/3/13 at StL, W 28-21
Miami Dolphins	1966	8-8-0	8-11-0	16-19-0	0-0	1-0	1-0	8-8-0	9-11-0	17-19-0	W1	10/9/16 at Mia, W 30-17
Minnesota Vikings	1974	3-2-0	1-7-0	4-9-0	0-0	0-0	0-0	3-2-0	1-7-0	4-9-0	L2	9/11/16 at Ten, L 16-25
New England Patriots	1960	10-7-0	5-16-1	15-23-1	0-0	1-1	1-1	10-7-0	6-17-1	16-24-1	L6	12/20/15 at NE, L 16-33
New Orleans Saints	1971	2-3-1	6-2-0	8-5-1	0-0	0-0	0-0	2-3-1	6-2-0	8-5-1	W1	11/8/15 at NO, W 34-28 (OT)
New York Giants	1973	3-3-0	2-3-0	5-6-0	0-0	0-0	0-0	3-3-0	2-3-0	5-6-0	L1	12/7/14 at Ten, L 7-36
New York Jets	1960	17-6-0	6-13-1	23-19-1	1-0	0-0	1-0	18-7-0	6-12-1	24-19-1	L2	12/13/15 at NYJ, L 8-30
Oakland Raiders	1960	15-13-0	5-12-0	20-25-0	0-0	0-4	0-4	15-13-0	5-16-0	20-29-0	L2	9/25/16 at Ten, L 10-17
Philadelphia Eagles	1972	2-3-0	2-4-0	4-7-0	0-0	0-0	0-0	2-3-0	2-4-0	4-7-0	L1	11/23/14 at Phi, L 24-43
Pittsburgh Steelers	1970	19-18-0	12-24-0	31-42-0	1-1	0-2	1-3	20-19-0	12-26-0	32-45-0	L1	11/17/14 at Ten, L 24-27
San Diego Chargers	1960	11-9-0	3-17-1	14-26-1	1-0	2-1	3-1	12-9-0	5-18-1	17-27-1	L1	11/6/16 at SD, L 35-43
San Francisco 49ers	1970	2-5-0	3-3-0	5-8-0	0-0	0-0	0-0	2-5-0	3-3-0	5-8-0	L1	10/20/13 at Ten, L 17-31
Seattle Seahawks	1977	3-3-0	2-7-0	5-10-0	1-0	0-0	1-0	4-3-0	2-7-0	6-10-0	L1	10/13/13 at Sea, L 13-20
Tampa Bay Buccaneers	1976	7-0-0	2-2-0	9-2-0	0-0	0-0	0-0	7-0-0	2-2-0	9-2-0	W2	9/13/15 at TB, W 42-14
Washington Redskins	1971	3-2-0	3-4-0	6-6-0	0-0	0-0	0-0	3-2-0	3-4-0	6-6-0	L2	10/19/14 at Was, L 17-19

* Series vs. Los Angeles includes Super Bowl XXXIV loss in Atlanta, Ga.

Notes: The Cardinals were previously the Phoenix Cardinals (1988-93), St. Louis Cardinals (1960-87) and Chicago Cardinals (1920-59). The Bears were previously the Decatur Staleys (1920) and Chicago Staleys (1921). The Browns did not play from 1996-98 and rejoined league as expansion team in 1999. The Colts were previously the Baltimore Colts (1953-83). The Chiefs were previously the Dallas Texans (1960-62). The Patriots were previously the Boston Patriots (1960-70). The Jets were previously the New York Titans (1960-62). The Raiders (Oakland Raiders from 1960-81 and 1995-present) were previously the Los Angeles Raiders (1982-94). The Rams were previously the Cleveland Rams (1937-42, 1944-45) and the St. Louis Rams (1995-2015).

TEAM-BY-TEAM RESULTS

Oilers/Titans Home Stadium Dates

1960-64: Jeppesen Stadium, Houston
 1965-67: Rice Stadium, Houston
 1968-96: Astrodome, Houston
 1997: Liberty Bowl, Memphis
 1998: Vanderbilt Stadium, Nashville
 1999-Present: Nissan Stadium, Nashville

Abbreviations

AFL Champ - AFL Championship game
 AFL Div - AFL Divisional playoff game
 WC - first round playoff game (Wild Card)
 Div - Divisional playoff game
 Champ - AFC Championship game
 SB - Super Bowl XXXIV



vs. ARIZONA CARDINALS

Regular Season: 4-6 (Home 2-4, Away 2-2) • Playoffs: 0-0

Date	Site	W/L	Score	Date	Site	W/L	Score
11-1-70	St.L	L	0-44	11-29-09	Tenn	W	20-17
10-20-74	Hou	L	27-31	12-15-13	Tenn	L	34-37 OT
10-7-79	Hou	L	17-24				
10-27-85	St.L	W	20-10				
11-20-88	Hou	W	38-20				
12-4-94	Hou	L	12-30				
10-26-97	Ariz	W	41-14				
10-23-05	Ariz	L	10-20				

Points: Titans 219, Cardinals 247
Longest Win Streak: 2 (1985-88)
Longest Losing Streak: 3 (1970-79)
At Nissan Stadium: 1-1
At Univ. of Phoenix Stadium: 0-0



vs. ATLANTA FALCONS

Regular Season: 7-7 (Home 5-2, Away 2-5) • Playoffs: 0-0

Date	Site	W/L	Score	Date	Site	W/L	Score
12-3-72	Atl	L	10-20	9-9-90	Atl	L	27-47
11-28-76	Hou	W	20-14	12-5-93	Hou	W	33-17
9-3-78	Atl	L	14-20	10-13-96	Atl	W	23-13
11-29-81	Hou	L	27-31	12-19-99	Tenn	W	30-17
9-23-84	Atl	L	10-42	11-23-03	Atl	W	38-31
10-25-87	Hou	W	37-33	10-7-07	Tenn	W	20-13

Points: Titans 313, Falcons 331
Longest Win Streak: 5 (1993-2007)
Longest Losing Streak: 3 (1978-84)
At Nissan Stadium: 2-1
At Georgia Dome: 2-1



vs. BALTIMORE RAVENS

Regular Season: 9-9 (Home 5-4, Away 4-5) • Playoffs: 1-2 (Home 0-2, Away 1-0)

Date	Site	W/L	Score	Date	Site	W/L	Score
9-15-96	Hou	W	29-13	12-5-99	Balt	L	14-41
12-22-96	Balt	W	24-21 OT	10-22-00	Balt	W	14-6
9-21-97	Tenn	L	10-36	11-12-00	Tenn	L	23-24
12-14-97	Balt	L	19-21	1-7-01	Tenn	L	10-24 (Div)
10-11-98	Balt	W	12-8	10-7-01	Balt	L	7-26
12-6-98	Tenn	W	16-14	11-12-01	Tenn	L	10-16
10-10-99	Tenn	W	14-11	11-24-02	Balt	L	12-13

Points: Titans 341, Ravens 385
Longest Win Streak: 3 (1998-99)
Longest Losing Streak: 5 (2000-02)
At Nissan Stadium: 3-5
At M&T Bank Stadium: 4-4
Series Sweeps: Titans (1996, 98); Ravens (1997, 2001)



vs. BUFFALO BILLS

Regular Season: 27-15 (Home 13-7, Away 14-8) • Playoffs: 1-2 (Home 1-0, Away 0-2)

Date	Site	W/L	Score	Date	Site	W/L	Score
10-30-60	Buff	L	24-25	9-17-67	Buff	W	20-3
12-11-60	Hou	W	31-23	10-29-67	Hou	W	10-3
10-8-61	Hou	L	12-22	10-27-68	Buff	W	30-7
10-29-61	Buff	W	28-16	12-7-68	Hou	W	35-6
9-9-62	Buff	W	28-23	9-21-69	Buff	W	17-3
10-7-62	Hou	W	17-14	10-5-69	Hou	W	28-14
9-28-63	Buff	W	31-20	12-12-71	Buff	W	20-14
10-20-63	Hou	W	28-14	11-10-74	Buff	W	21-9
10-11-64	Hou	L	17-48	9-19-76	Buff	W	13-3
11-1-64	Buff	L	10-24	10-15-78	Hou	W	17-10
10-31-65	Buff	W	19-17	9-25-83	Buff	L	13-30
12-5-65	Hou	L	18-29	11-10-85	Buff	L	0-20
9-25-66	Buff	L	20-27	12-21-86	Hou	W	16-7
11-20-66	Hou	L	20-42	9-20-87	Buff	L	30-34

Points: Titans 981, Bills 875
Longest Win Streak: 10 (1967-78)
Longest Losing Streak: 3 (last 1993-94)
At Nissan Stadium: 3-0 overall (1-0 post)
At Ralph Wilson Stadium: 6-7 overall (0-2 postseason)
Series Sweeps: Titans (1962, 63, 67, 68, 69); Bills (1964, 66)



vs. CAROLINA PANTHERS

Regular Season: 3-2 (Home 1-2, Away 2-0) • Playoffs: 0-0

Date	Site	W/L	Score	Date	Site	W/L	Score
11-24-96	Hou	L	6-31	11-15-15	Tenn	L	10-27
10-19-03	Car	W	37-17				
11-4-07	Tenn	W	20-7				
11-13-11	Car	W	30-3				

Total Points: Titans 103, Panthers 85
Longest Win Streak: 3 (2003-11)
Longest Losing Streak: 1 (twice, last 2015)
At Nissan Stadium: 1-1
At Bank of America Stadium: 2-0



vs. CHICAGO BEARS

Regular Season: 6-6 (Home 2-4, Away 4-2) • Playoffs: 0-0

Date	Site	W/L	Score
10-28-73	Chi	L	14-35
11-6-77	Hou	W	47-0
11-16-80	Chi	W	10-6
10-12-86	Hou	L	7-20
10-15-89	Chi	W	33-28

Date	Site	W/L	Score
12-7-92	Hou	W	24-7
10-22-95	Chi	L	32-35
10-25-98	Tenn	L	20-23
11-14-04	Tenn	L	17-19 OT
11-9-08	Chi	W	21-14

Date	Site	W/L	Score
11-4-12	Tenn	L	20-51
11-27-16	Chi	W	27-21

Total Points: Titans 272, Bears 249
Longest Win Streak: 2 (last 1989-92)
Longest Losing Streak: 3 (1995-04)
At Nissan Stadium: 0-2
At Soldier Field: 4-2



vs. CINCINNATI BENGALS

Regular Season: 39-33-1 (Home 22-13-1, Away 17-20) • Playoffs: 0-1 (Home 0-0, Away 0-1)

Date	Site	W/L	Score
11-3-68	Cin	W	27-17
11-9-69	Hou	T	31-31
10-4-70	Cin	W	20-13
12-13-70	Hou	L	20-30
10-31-71	Hou	W	10-6
11-21-71	Cin	L	13-28
10-29-72	Cin	L	7-30
12-17-72	Hou	L	17-61
9-23-73	Cin	L	10-24
12-16-73	Hou	L	24-27
10-27-74	Cin	W	21-34
11-17-74	Hou	W	20-3
10-5-75	Hou	L	19-21
11-30-75	Cin	L	19-23
10-24-76	Hou	L	7-27
11-14-76	Cin	L	27-31
10-30-77	Cin	L	10-13 OT
12-18-77	Hou	W	21-16
10-29-78	Cin	L	13-28
11-26-78	Hou	W	17-10
9-23-79	Cin	W	30-27 OT

Date	Site	W/L	Score
11-18-79	Hou	W	42-21
9-28-80	Cin	W	13-10
10-26-80	Hou	W	23-3
10-4-81	Hou	W	17-10
11-1-81	Cin	L	21-34
9-12-82	Cin	L	6-27
1-2-83	Hou	L	27-35
11-6-83	Hou	L	14-55
11-20-83	Cin	L	10-38
10-7-84	Cin	L	3-13
10-28-84	Hou	L	13-31
10-20-85	Hou	W	27-44
12-1-85	Cin	L	27-45
10-19-86	Cin	L	28-31
11-9-86	Hou	W	32-28
11-1-87	Cin	W	31-29
12-27-87	Hou	W	21-17
10-23-88	Cin	L	21-44
12-11-88	Hou	W	41-6
11-13-89	Hou	W	26-24
12-17-89	Cin	L	7-61

Date	Site	W/L	Score
10-14-90	Hou	W	48-17
12-23-90	Cin	L	20-40
1-6-91	Cin	L	14-41 (WC)
9-8-91	Cin	W	30-7
10-27-91	Hou	W	35-3
10-11-92	Cin	W	38-24
10-25-92	Hou	W	26-10
10-24-93	Hou	W	28-12
11-14-93	Cin	W	38-3
9-25-94	Hou	W	20-13
11-13-94	Cin	L	31-34
9-24-95	Cin	W	38-28
11-12-95	Hou	L	25-32
10-6-96	Cin	W	30-27 OT
12-15-96	Hou	L	13-21
10-12-97	Tenn	W	30-7
12-4-97	Cin	L	14-41
9-6-98	Cin	W	23-14
10-18-98	Tenn	W	44-14
9-12-99	Tenn	W	36-35
11-14-99	Cin	W	24-14

Date	Site	W/L	Score
10-8-00	Cin	W	23-14
12-10-00	Tenn	W	35-3
11-18-01	Cin	W	20-7
1-6-02	Tenn	L	21-23
10-27-02	Cin	W	30-24
10-31-04	Tenn	W	27-20
10-16-05	Tenn	L	23-31
11-25-07	Cin	L	6-35
9-14-08	Cin	W	24-7
11-6-11	Tenn	L	17-24
9-21-14	Cin	L	7-33

Total Points: Titans 1,701, Bengals 1,734
Longest Win Streak: 7 (last 1998-01)
Longest Losing Streak: 7 (1981-84)
At Nissan Stadium: 3-3
At Paul Brown Stadium: 4-2
Series Sweeps: Titans (1974, 79, 80, 87, 91, 92, 93, 98, 99, 00); Bengals (1972, 73, 75, 76, 82, 83, 84)



vs. CLEVELAND BROWNS

Regular Season: 29-35 (Home 14-19, Away 15-16) • Playoffs: 1-0 (Home 0-0, Away 1-0)

Date	Site	W/L	Score
11-22-70	Clev	L	14-28
12-7-70	Hou	L	10-21
9-19-71	Clev	L	0-31
11-28-71	Hou	L	24-27
10-22-72	Hou	L	17-23
11-5-72	Clev	L	0-20
10-21-73	Clev	L	13-42
11-11-73	Hou	L	13-23
9-22-74	Clev	L	7-20
12-15-74	Hou	W	24-28
10-12-75	Clev	W	10-40
12-21-75	Hou	W	10-21
11-7-76	Hou	L	7-21
12-5-76	Clev	L	10-13
10-16-77	Hou	L	23-24
12-11-77	Clev	W	15-19
10-1-78	Clev	W	13-16
11-5-78	Hou	W	10-14
9-30-79	Hou	W	31-10

Date	Site	W/L	Score
12-2-79	Clev	L	7-14
9-15-80	Clev	W	7-16
11-30-80	Hou	L	14-17
9-13-81	Clev	W	9-3
12-3-81	Hou	W	17-13
12-26-82	Hou	L	14-20
10-30-83	Clev	L	19-25 OT
12-11-83	Hou	W	27-34
11-25-84	Clev	L	10-27
12-16-84	Hou	L	20-27
10-13-85	Hou	L	6-21
12-15-85	Clev	L	21-28
9-14-86	Hou	L	20-23
11-30-86	Clev	L	10-13 OT
10-11-87	Clev	W	15-10
11-22-87	Hou	L	7-40
11-7-88	Hou	W	24-17
12-18-88	Clev	L	23-28
12-24-88	Clev	W	24-23 (WC)

Date	Site	W/L	Score
10-29-89	Clev	L	17-28
12-23-89	Hou	L	20-24
11-18-90	Clev	W	35-23
12-9-90	Hou	W	58-14
11-17-91	Hou	W	28-24
12-15-91	Clev	W	17-14
11-8-92	Hou	L	14-24
12-20-92	Clev	W	17-14
11-21-93	Clev	W	27-20
12-12-93	Hou	W	19-17
10-13-94	Hou	L	8-11
11-27-94	Clev	L	10-34
9-17-95	Hou	L	7-14
11-5-95	Clev	W	37-10
9-19-99	Tenn	W	26-9
11-28-99	Clev	W	33-21
11-19-00	Tenn	W	24-10
12-17-00	Clev	W	24-0
12-2-01	Clev	W	31-15

Date	Site	W/L	Score
12-30-01	Tenn	L	38-41
9-22-02	Tenn	L	28-31 OT
11-6-05	Clev	L	14-20
12-7-08	Tenn	W	28-9
10-2-11	Clev	W	31-13
10-5-14	Tenn	L	28-29
9-20-15	Clev	L	14-28
10-16-16	Tenn	W	28-26

Total Points: Titans 1,278, Browns 1,301
Longest Win Streak: 6 (1995-01)
Longest Losing Streak: 9 (1970-74)
At Nissan Stadium: 4-3
At FirstEnergy Stadium: 4-2
Series Sweeps: Titans (1975, 78, 81, 90, 91, 93, 99, 00); Browns (1970, 71, 72, 73, 76, 84, 85, 86, 89, 94)



vs. DALLAS COWBOYS

Regular Season: 6-8 (Home 2-5, Away 4-3) • Playoffs: 0-0

Date	Site	W/L	Score
12-20-70	Dal	L	10-52
11-24-74	Hou	L	0-10
11-22-79	Dal	W	30-24
12-13-82	Hou	L	7-37
9-29-85	Hou	L	10-17
11-24-88	Dal	W	25-17
11-10-91	Hou	W	26-23 OT

Date	Site	W/L	Score
9-11-94	Dal	L	17-20
11-27-97	Dal	W	27-14
12-25-00	Tenn	W	31-0
9-15-02	Dal	L	13-21
10-1-06	Tenn	L	14-45
10-10-10	Dal	W	34-27
9-14-14	Tenn	L	10-26

Total Points: Titans 254, Cowboys 333
Longest Win Streak: 2 (last 1997-00)
Longest Losing Streak: 2 (last 2002-06)
At Nissan Stadium: 1-1
At Cowboys Stadium: 1-0



vs. DENVER BRONCOS

Regular Season: 22-15-1 (Home 15-6, Away 7-9-1) • Playoffs: 1-2 (Home 1-0, Away 0-2)

Date	Site	W/L	Score
11-6-60	Den	W	45-25
11-20-60	Hou	W	20-10
11-5-61	Den	W	55-13
11-26-61	Hou	W	45-14
10-21-62	Den	L	10-20
12-2-62	Hou	W	34-17
9-14-63	Hou	W	14-20
10-13-63	Den	W	33-24
9-27-64	Den	W	38-17
12-20-64	Hou	W	34-15
10-17-65	Den	L	17-28
11-14-65	Hou	L	21-31
9-3-66	Hou	W	45-7

Date	Site	W/L	Score
10-2-66	Den	L	38-40
10-1-67	Hou	W	10-6
11-12-67	Den	W	20-18
11-17-68	Hou	W	38-17
10-26-69	Hou	W	24-21
11-16-69	Den	T	20-20
11-29-70	Hou	W	31-21
9-17-72	Den	L	17-30
10-14-73	Hou	L	20-48
12-8-74	Den	L	14-38
10-10-76	Hou	W	17-3
12-4-77	Hou	L	14-24
12-23-79	Hou	W	13-7 (WC)

Date	Site	W/L	Score
11-2-80	Den	W	20-16
10-9-83	Hou	L	14-26
10-6-85	Den	L	20-31
10-4-87	Den	W	40-10
1-10-87	Den	L	10-34 (Div)
10-6-91	Hou	W	42-14
1-4-92	Den	L	24-26 (Div)
10-18-92	Den	L	21-27
11-26-95	Hou	W	42-33
12-25-04	Tenn	L	16-37
11-19-07	Den	L	20-34
10-3-10	Tenn	L	20-26
9-25-11	Tenn	W	17-14

Date	Site	W/L	Score
12-8-13	Den	L	28-51
12-11-16	Ten	W	13-10
Total Points: Titans 1,040, Broncos 917			
Longest Win Streak: 5 (1962-65)			
Longest Losing Streak: 3 (1972-74, 2004-10)			
At Nissan Stadium: 2-2			
At Invesco Field: 0-2			
Series Sweeps: Titans (1960, 61, 63, 64, 67, 68); Broncos (1965)			



vs. DETROIT LIONS

Regular Season: 9-3 (Home 5-2, Away 4-1) • Playoffs: 0-0

Date	Site	W/L	Score
10-17-71	Hou	L	7-31
10-26-75	Hou	W	24-8
11-13-83	Hou	W	27-17
10-5-86	Det	L	13-24
11-5-89	Hou	W	35-31
11-26-92	Det	W	24-21

Date	Site	W/L	Score
12-10-95	Hou	L	17-24
10-21-01	Det	W	27-24
1-2-05	Tenn	W	24-19
11-27-08	Det	W	47-10
9-23-12	Tenn	W	44-41 OT
9-18-16	Det	W	16-15

Total Points: Titans 305, Lions 265			
Longest Win Streak: 5 (2001-16)			
Longest Losing Streak: 1 (last 1995)			
At Nissan Stadium: 2-0			
At Ford Field: 2-0			



vs. GREEN BAY PACKERS

Regular Season: 7-5 (Home 3-3, Away 4-2) • Playoffs: 0-0

Date	Site	W/L	Score
11-19-72	Hou	L	10-23
9-25-77	GB	W	16-10
12-14-80	GB	W	22-3
9-4-83	Hou	L	38-41 OT
9-7-86	GB	W	31-3
12-13-92	Hou	L	14-16

Date	Site	W/L	Score
12-20-98	GB	L	22-30
12-16-01	Tenn	W	26-20
10-11-04	GB	W	48-27
11-02-08	Tenn	W	19-16 OT
12-23-12	GB	L	7-55
11-13-16	Tenn	W	47-25

Total Points: Titans 300, Packers 269			
Longest Win Streak: 3 (last 2001-08)			
Longest Losing Streak: 2 (1992-98)			
At Nissan Stadium: 3-0			
At Lambeau Field: 4-2			



vs. HOUSTON TEXANS

Regular Season: 16-14 (Home 9-6, Away 7-8) • Playoffs: 0-0

Date	Site	W/L	Score
11-10-02	Tenn	W	17-10
12-29-02	Hou	W	13-3
10-12-03	Tenn	W	38-17
12-21-03	Hou	W	27-24
10-17-04	Tenn	L	10-20
11-28-04	Hou	L	21-31
10-9-05	Hou	W	34-20
12-11-05	Tenn	W	13-10
10-29-06	Tenn	W	28-22
12-10-06	Hou	W	26-20 OT

Date	Site	W/L	Score
10-21-07	Hou	W	38-36
12-2-07	Tenn	W	28-20
9-21-08	Tenn	W	31-12
12-14-08	Hou	L	12-13
9-20-09	Tenn	L	31-34
11-23-09	Hou	W	20-17
11-28-10	Hou	L	0-20
12-19-10	Tenn	W	31-17
10-23-11	Tenn	L	7-41
1-1-12	Hou	W	23-22

Date	Site	W/L	Score
9-30-12	Hou	L	14-38
12-2-12	Tenn	L	10-24
9-15-13	Hou	L	24-30 OT
12-29-13	Tenn	W	16-10
10-26-14	Tenn	L	16-30
11-30-14	Hou	L	21-45
11-1-15	Hou	L	6-20
12-27-15	Tenn	L	6-34
10-2-16	Hou	L	20-27
1-1-17	Tenn	W	24-17

Total Points: Titans 605, Texans 684			
Longest Win Streak: 7 (2005-08)			
Longest Losing Streak: 5 (2014-16)			
At Nissan Stadium: 9-6			
At NRG Stadium: 7-8			
Series Sweeps: Titans (2002, 03, 05, 06, 07); Texans (2004, 12, 14, 15)			



vs. INDIANAPOLIS COLTS

Regular Season: 13-31 (Home 7-13, Away 6-18) • Playoffs: 1-0 (Home 0-0, Away 1-0)

Date	Site	W/L	Score
10-11-70	Hou	L	20-24
11-4-73	Balt	W	31-27
11-1-76	Balt	L	14-38
10-14-79	Balt	W	28-16
9-21-80	Hou	W	21-16
12-18-83	Balt	L	10-20
9-9-84	Hou	L	21-35
12-22-85	Ind	L	16-34
11-23-86	Hou	W	31-17
11-29-87	Ind	L	27-51
9-4-88	Ind	W	17-14 OT
9-23-90	Hou	W	24-10
9-13-92	Ind	W	20-10
9-4-94	Ind	L	21-45

Date	Site	W/L	Score
1-16-00	Ind	W	19-16 (Div)
11-3-02	Ind	W	23-15
12-8-02	Tenn	W	27-17
9-14-03	Ind	L	7-33
12-7-03	Tenn	L	27-29
9-19-04	Tenn	L	17-31
12-5-04	Ind	L	24-51
10-2-05	Tenn	L	10-31
12-4-05	Ind	L	3-35
10-8-06	Ind	L	13-14
12-3-06	Tenn	W	20-17
9-16-07	Tenn	L	20-22
12-30-07	Ind	W	16-10
10-27-08	Tenn	W	31-21

Date	Site	W/L	Score
12-28-08	Ind	L	0-23
10-11-09	Tenn	L	9-31
12-06-09	Ind	L	17-27
12-9-10	Tenn	L	28-30
1-2-11	Ind	L	20-23
10-30-11	Tenn	W	27-10
12-18-11	Ind	L	13-27
10-28-12	Tenn	L	13-19 OT
12-9-12	Ind	L	23-27
11-14-13	Tenn	L	27-30
12-1-13	Ind	L	14-22
9-28-14	Ind	L	17-41
12-28-14	Tenn	L	10-27
9-27-15	Tenn	L	33-35

Date	Site	W/L	Score
1-3-16	Ind	L	24-30
10-23-16	Tenn	L	26-34
11-20-16	Ind	L	17-24
Total Points: Titans 876, Colts 1,259			
Longest Win Streak: 3 (last 1999-02)			
Longest Losing Streak: 11 (2011-16)			
At Nissan Stadium: 4-11			
At RCA Dome: 5-8			
At Lucas Oil Stadium: 0-9			
Series Sweeps: Titans (2002); Colts (2003, 04, 05, 09, 10, 12, 13, 14, 15, 16)			



vs. JACKSONVILLE JAGUARS Regular Season: 24-20 (Home 13-9, Away 11-11) • Playoffs: 1-0 (Home 0-0, Away 1-0)

Date	Site	W/L	Score	Date	Site	W/L	Score	Date	Site	W/L	Score	Date	Site	W/L	Score
9-3-95	Jax	W	10-3	11-4-01	Tenn	W	28-24	11-16-08	Jax	W	24-14	12-6-15	Tenn	W	42-39
10-1-95	Hou	L	17-16	10-13-02	Tenn	W	23-14	10-4-09	Jax	L	17-37	10-27-16	Tenn	W	36-22
9-8-96	Jax	W	34-27	12-22-02	Jax	W	28-10	11-1-09	Tenn	W	30-13	12-24-16	Jax	L	17-38
12-8-96	Hou	L	17-23	10-28-03	Jax	W	30-17	10-18-10	Jax	W	30-3	Total Points: Titans 937, Jaguars 876			
11-2-97	Tenn	L	24-30	11-16-03	Tenn	W	10-3	12-5-10	Tenn	L	6-17	Longest Win Streak: 5 (last 2001-03)			
11-16-97	Jax	L	9-17	9-26-04	Tenn	L	15-12	9-11-11	Jax	L	14-16	Longest Losing Streak: 4 (1996-98)			
9-27-98	Tenn	L	22-27	11-21-04	Jax	W	18-15	12-24-11	Tenn	W	23-17	At Nissan Stadium: 13-5			
12-13-98	Jax	W	16-13	11-20-05	Tenn	L	28-31	11-25-12	Jax	L	19-24	At EverBank Field: 12-11			
9-26-99	Jax	W	20-19	1-1-06	Jax	L	13-40	12-30-12	Tenn	W	38-20	Series Sweeps: Titans (1999, 02, 08); Jaguars (1997, 05)			
12-26-99	Tenn	W	41-14	11-5-06	Jax	L	7-37	11-10-13	Tenn	L	27-29				
1-23-00	Jax	W	33-14 (Champ)	12-17-06	Tenn	W	24-17	12-22-13	Jax	W	20-16				
10-16-00	Tenn	W	27-13	9-9-07	Jax	W	13-10	10-12-14	Tenn	W	16-14				
11-26-00	Jax	L	13-16	11-11-07	Tenn	L	13-28	12-18-14	Jax	L	13-21				
9-23-01	Jax	L	6-13	9-7-08	Tenn	W	17-10	11-19-15	Jax	L	13-19				



vs. KANSAS CITY CHIEFS Regular Season: 22-27 (Home 12-10, Away 10-17) • Playoffs: 0-2 (Home 0-2, Away 0-0)

Date	Site	W/L	Score	Date	Site	W/L	Score	Date	Site	W/L	Score	Date	Site	W/L	Score
10-16-60	Hou	W	20-10	9-09-67	Hou	L	20-25	10-23-83	Hou	L	10-13	12-13-04	Ten	L	38-49
12-04-60	Dal	L	0-24	10-22-67	KC	W	24-19	11-11-84	KC	W	17-16	12-16-07	KC	W	26-17
10-01-61	Dal	L	21-26	9-09-68	Hou	L	21-26	11-03-85	Hou	W	23-20	10-19-08	KC	W	34-10
10-22-61	Hou	W	38-7	11-28-68	KC	L	10-24	9-21-86	KC	L	13-27	12-26-10	KC	L	14-34
10-28-62	Hou	L	7-31	10-12-69	KC	L	0-24	10-09-88	Hou	W	7-6	10-6-13	Tenn	L	17-26
11-04-62	Dal	W	14-6	11-08-70	KC	L	9-24	11-26-89	KC	L	0-34	9-7-14	KC	W	26-10
12-23-62	Hou	L	17-20 (AFL Champ)	9-26-71	Hou	L	16-20	12-16-90	KC	W	27-10	12-18-16	KC	W	19-17
10-06-63	KC	L	7-28	11-18-73	KC	L	14-38	9-16-91	Hou	W	17-7	Total Points: Titans 921, Chiefs 1,097			
10-27-63	Hou	W	28-7	9-29-74	Hou	L	7-17	9-20-92	Hou	W	23-20	Longest Win Streak: 4 (last 1990-93)			
10-04-64	KC	L	7-28	11-02-75	KC	W	17-13	9-12-93	Hou	W	30-0	Longest Losing Streak: 7 (1968-74)			
11-22-64	Hou	L	19-28	11-27-77	Hou	W	34-20	1-16-94	Hou	L	20-28 (Div)	At Nissan Stadium: 1-2			
10-24-65	Hou	W	38-36	9-10-78	KC	W	20-17	12-18-94	KC	L	9-31	At Arrowhead Stadium: 8-8			
11-28-65	KC	L	21-52	9-16-79	Hou	W	20-6	11-19-95	KC	L	13-20				
10-30-66	KC	L	23-48	10-12-80	KC	L	20-21	9-01-96	Hou	L	19-20				
				11-15-81	KC	L	10-23	9-10-00	Ten	W	17-14				



vs. LOS ANGELES CHARGERS Regular Season: 14-26-1 (Home 11-9, Away 3-17-1) • Playoffs: 3-1 (Home 1-0, Away 2-1)

Date	Site	W/L	Score	Date	Site	W/L	Score	Date	Site	W/L	Score	Date	Site	W/L	Score
9-18-60	Hou	W	38-28	12-12-65	Hou	L	26-37	11-24-85	Hou	W	37-35	9-22-13	Tenn	W	20-17
11-13-60	LA	L	21-24	12-4-66	Hou	L	22-28	12-7-86	SD	L	0-27	11-6-16	SD	L	35-43
1-1-61	Hou	W	24-16 (AFL Champ)	9-24-67	SD	L	3-13	12-6-87	Hou	W	33-18	Total Points: Titans 959, Chargers 1,118			
9-24-61	SD	L	24-34	12-16-67	Hou	W	17-24	9-17-89	SD	W	34-27	Longest Win Streak: 4 (1961-62, 1987-92)			
12-3-61	Hou	W	33-13	9-21-68	SD	L	14-30	9-30-90	SD	W	17-7	Longest Losing Streak: 9 (1993-2012)			
12-24-61	SD	W	10-3 (AFL Champ)	11-27-69	Hou	L	17-21	9-27-92	Hou	W	27-0	At Nissan Stadium: 1-2			
9-23-62	SD	W	42-17	10-25-70	SD	T	31-31	9-19-93	SD	L	17-18	At Qualcomm Stadium: 3-13-1			
11-25-62	Hou	W	33-27	12-19-71	Hou	W	49-33	9-13-98	Tenn	L	7-13	Series Sweeps: Titans (1962); Chargers (1963, 64, 65)			
12-1-63	SD	L	0-27	11-26-72	SD	L	20-34	10-3-04	SD	L	17-38				
12-15-63	Hou	L	14-20	9-15-74	Hou	W	21-14	9-17-06	SD	L	7-40				
9-12-64	SD	L	21-27	9-28-75	Hou	W	33-17	12-9-07	Tenn	L	17-23 OT				
10-25-64	Hou	L	17-20	10-17-76	SD	L	27-30	1-6-08	SD	L	6-17 (WC)				
10-3-65	SD	L	14-31	12-17-78	Hou	L	24-45	12-25-09	Tenn	L	17-42				
				12-29-79	SD	W	17-14 (Div)	10-31-10	SD	L	25-33				
				9-16-84	SD	L	14-31	9-16-12	SD	L	10-38				



vs. LOS ANGELES RAMS Regular Season: 5-6 (Home 3-3, Away 2-3) • Playoffs: 0-1 (Neutral Site 0-1)

Date	Site	W/L	Score	Date	Site	W/L	Score	Total Points: Titans 263, Rams 252							
10-7-73	Hou	L	26-31	9-26-93	Hou	L	28-13	Longest Win Streak: 2 (2009-13)							
9-24-78	Hou	L	6-10	10-31-99	Tenn	W	24-21	Longest Losing Streak: 2 (last 2000-05)							
9-6-81	LA	W	27-20	1-30-00	Atl	L	16-23 (SB 34)	At Nissan Stadium: 2-0							
12-9-84	LA	L	16-27	9-25-05	St.L	L	27-31	At Edward Jones Dome: 1-1							
9-13-87	Hou	W	20-16	12-13-09	Tenn	W	47-7								
11-4-90	LA	L	13-17	11-3-13	StL	W	28-21								



vs. MIAMI DOLPHINS

Regular Season: 16-19 (Home 8-8, Away 8-11) • Playoffs: 1-0 (Home 0-0, Away 1-0)

Date	Site	W/L	Score	Date	Site	W/L	Score	Date	Site	W/L	Score	Total Points:
10-23-66	Hou	L	13-20	11-20-78	Hou	W	35-30	9-7-97	Mia	L	13-16 OT	Titans 682, Dolphins 676
12-18-66	Mia	L	28-29	12-24-78	Mia	W	17-9 (WC)	11-7-99	Mia	L	0-17	Longest Win Streak: 3 (1967-68, 78-79)
12-3-67	Hou	W	17-14	11-5-79	Mia	W	9-6	9-9-01	Tenn	L	23-31	Longest Losing Streak: 5 (1992-01)
12-23-67	Mia	W	41-10	9-20-81	Hou	L	10-16	11-9-03	Tenn	W	31-7	At Nissan Stadium: 2-2
9-14-68	Mia	W	24-10	12-4-83	Hou	L	17-24	9-11-04	Mia	W	17-7	At Hard Rock Stadium: 4-6
10-6-68	Hou	L	7-24	10-14-84	Mia	L	10-28	12-24-05	Mia	L	10-24	Series Sweeps: Titans (1967, 69); Dolphins (1966)
9-28-69	Hou	W	22-10	9-8-85	Hou	W	26-23	9-24-06	Mia	L	10-13	
11-23-69	Mia	W	32-7	11-2-86	Mia	L	7-28	12-20-09	Tenn	W	27-24 OT	
9-27-70	Hou	L	10-20	10-1-89	Hou	W	39-7	11-14-10	Mia	L	17-29	
9-24-72	Mia	L	13-34	10-20-91	Mia	W	17-13	11-11-12	Mia	W	37-3	
11-16-75	Hou	W	20-19	11-22-92	Mia	L	16-19	10-18-15	Tenn	L	10-38	
10-2-77	Mia	L	7-27	11-17-96	Hou	L	20-23	10-9-16	Mia	W	30-17	



vs. MINNESOTA VIKINGS

Regular Season: 4-9 (Home 3-2, Away 1-7) • Playoffs: 0-0

Date	Site	W/L	Score	Date	Site	W/L	Score	Date	Site	W/L	Score	Total Points:
10-13-74	Min	L	10-51	10-8-95	Min	L	17-23	9-11-16	Ten	L	16-25	Titans 188, Vikings 320
12-21-80	Hou	W	20-16	12-26-98	Tenn	L	16-26					Longest Win Streak: 1 (last 2008)
10-16-83	Min	L	14-34	12-9-01	Min	L	24-42					Longest Losing Streak: 4 (1995-04)
12-14-86	Hou	W	23-10	10-24-04	Min	L	3-20					At Nissan Stadium: 1-0
9-10-89	Min	L	7-38	9-28-08	Tenn	W	30-17					At Metrodome: 1-6
11-15-92	Min	W	17-13	10-7-12	Min	L	7-30					



vs. NEW ENGLAND PATRIOTS

Regular Season: 15-23-1 (Home 10-7, Away 5-16-1) • Playoffs: 1-1 (Home 0-0, Away 1-1)

Date	Site	W/L	Score	Date	Site	W/L	Score	Date	Site	W/L	Score	Date	Site	W/L	Score	Total Points:
11-25-60	NE	W	24-10	11-13-66	Hou	L	14-38	10-18-81	NE	L	10-38	9-9-12	Tenn	L	13-34	Titans 823, Patriots 1,024
12-18-60	Hou	W	37-21	11-5-67	NE	L	7-18	11-28-82	NE	L	21-29	12-20-15	NE	L	16-33	Longest Win Streak: 4 (1975-80)
10-13-61	NE	T	31-31	11-26-67	Hou	W	27-6	10-18-87	Hou	L	7-21					Longest Losing Streak: 6 (2003-15)
11-12-61	Hou	W	27-15	10-13-68	NE	W	16-0	9-25-88	Hou	W	31-6					At Nissan Stadium: 1-2
9-16-62	NE	L	21-34	12-15-68	Hou	W	45-17	10-8-89	NE	L	13-23					At Gillette Stadium: 0-4
11-18-62	Hou	W	21-17	11-2-69	NE	L	0-24	9-22-91	NE	L	20-24					Series Sweeps: Titans (1960, 68); Patriots (1963, 64, 66)
11-1-63	NE	L	3-45	12-14-69	Hou	W	23-27	10-17-93	NE	W	28-14					
12-8-63	Hou	L	28-46	11-7-71	NE	L	20-28	9-20-98	NE	L	16-27					
11-6-64	NE	L	24-25	11-25-73	Hou	L	0-32	12-16-02	Tenn	W	24-7					
11-29-64	Hou	L	17-34	9-21-75	NE	W	7-0	10-5-03	NE	L	30-38					
9-19-65	Hou	W	10-31	11-12-78	NE	W	26-23	1-10-04	NE	L	14-17 (Div)					
12-18-65	NE	L	14-42	12-31-78	NE	W	31-14 (Div)	12-31-06	Tenn	L	23-40					
9-25-66	NE	L	21-27	11-10-80	Hou	W	38-34	10-18-09	NE	L	0-59					



vs. NEW ORLEANS SAINTS

Regular Season: 8-5-1 (Home 2-3-1, Away 6-2) • Playoffs: 0-0

Date	Site	W/L	Score	Date	Site	W/L	Score	Date	Site	W/L	Score	Total Points:
10-3-71	Hou	T	13-13	10-21-90	Hou	W	23-10	12-11-11	Tenn	L	17-22	Titans 313, Saints 283
10-3-76	NO	W	31-26	9-5-93	NO	L	21-33	11-8-15	NO	W	34-28 OT	Longest Win Streak: 4 (1996-07)
12-10-78	NO	W	17-12	11-10-96	NO	W	31-14					Longest Losing Streak: 3 (1981-87)
11-22-81	Hou	L	24-27	10-17-99	NO	W	24-21					At Nissan Stadium: 1-1
9-30-84	Hou	L	10-27	9-21-03	Tenn	W	27-12					At Superdome: 6-2
12-13-87	NO	L	10-24	9-24-07	NO	W	31-14					



vs. NEW YORK GIANTS

Regular Season: 5-6 (Home 3-3, Away 2-3) • Playoffs: 0-0

Date	Site	W/L	Score	Date	Site	W/L	Score	Date	Site	W/L	Score	Total Points:
9-16-73	NY	L	14-34	11-9-97	Tenn	W	10-6	12-7-14	Tenn	L	7-36	Titans 202, Giants 239
12-5-82	NY	L	14-17	10-1-00	Tenn	W	28-14					Longest Win Streak: 5 (1997-10)
12-8-85	Hou	L	14-35	12-1-02	NY	W	32-29 OT					Longest Losing Streak: 5 (1973-94)
12-21-91	NY	L	20-24	11-26-06	Tenn	W	24-21					At Nissan Stadium: 2-1
11-21-94	Hou	L	10-13	9-26-10	NY	W	29-10					At Giants Stadium: 1-2
												At MetLife Stadium: 1-0



vs. NEW YORK JETS

Regular Season: 23-19-1 (Home 17-6, Away 6-13-1) • Playoffs: 1-0 (Home 1-0, Away 0-0)

Date	Site	W/L	Score
10-9-60	Hou	W	27-21
10-23-60	NY	W	42-28
11-19-61	Hou	W	49-13
12-10-61	NY	W	48-21
10-14-62	Hou	W	56-17
12-15-62	NY	W	44-10
9-22-63	NY	L	17-24
11-10-63	Hou	W	31-27
10-17-64	NY	L	21-24
12-13-64	Hou	W	33-17
9-12-65	Hou	W	27-21
11-21-65	NY	L	14-41
9-18-66	NY	L	13-52
10-16-66	Hou	W	24-0

Date	Site	W/L	Score
10-15-67	NY	T	28-28
10-20-68	Hou	L	14-20
11-10-68	NY	L	7-26
10-20-69	NY	L	17-26
12-6-69	Hou	L	26-34
10-1-72	Hou	W	26-20
11-3-74	NY	W	27-22
9-18-77	Hou	W	20-0
10-28-79	Hou	W	27-24
11-23-80	NY	L	28-31 OT
9-27-81	NY	L	17-33
11-18-84	Hou	W	31-20
9-18-88	NY	L	3-45
10-28-90	Hou	L	12-17

Date	Site	W/L	Score
10-13-91	NY	W	23-20
12-29-91	Hou	W	17-10 (WC)
1-2-94	Hou	W	24-0
12-24-94	Hou	W	24-10
12-17-95	Hou	W	23-6
12-1-96	NY	W	35-10
11-22-98	Tenn	L	3-24
12-1-03	NY	L	17-24
9-10-06	Tenn	L	16-23
12-23-07	Tenn	W	10-6
11-23-08	Tenn	L	13-34
9-27-09	NY	L	17-24
12-17-12	Tenn	W	14-10
10-6-13	Tenn	W	38-13

12-14-14 Tenn L 11-16
12-13-15 NYJ L 8-30

Total Points: Titans 1,022, Jets 922
Longest Win Streak: 6 (last 1991-96)
Longest Losing Streak: 4 (1968-69)
At Nissan Stadium: 3-3
At Giants Stadium: 2-3
At MetLife Stadium: 0-1
Series Sweeps: Titans (1960, 61, 62); Jets (1968, 69)



vs. OAKLAND RAIDERS

Regular Season: 20-25 (Home 15-13, Away 5-12) • Playoffs: 0-4 (Home 0-0, Away 0-4)

Date	Site	W/L	Score
9-11-60	Oak	W	37-22
9-25-60	Hou	L	13-14
9-9-61	Hou	W	55-0
12-17-61	Oak	W	47-16
11-11-62	Oak	W	28-20
12-9-62	Hou	W	32-17
9-7-63	Hou	L	13-24
12-22-63	Oak	L	49-52
9-19-64	Hou	W	42-28
11-15-64	Oak	L	10-20
9-26-65	Oak	L	17-21
11-7-65	Hou	L	21-33
9-10-66	Hou	W	31-0
11-6-66	Oak	L	23-38
12-10-67	Hou	L	7-19

Date	Site	W/L	Score
12-31-67	Oak	L	7-40 (AFL Champ)
9-29-68	Hou	L	15-24
9-14-69	Oak	L	17-21
12-21-69	Oak	L	7-56 (AFL Div)
11-14-71	Oak	L	21-41
10-9-72	Hou	L	0-34
12-2-73	Hou	L	6-17
12-14-75	Hou	W	27-26
9-26-76	Hou	L	13-14
11-13-77	Oak	L	29-34
10-8-78	Oak	L	17-21
11-11-79	Hou	W	31-17
12-28-80	Oak	L	7-27 (WC)
11-8-81	Hou	W	17-16

Date	Site	W/L	Score
9-11-83	LA	L	6-20
9-2-84	Hou	L	14-24
10-26-86	Hou	L	17-28
9-11-88	Hou	W	38-35
11-19-89	Hou	W	23-7
9-1-91	Hou	W	47-17
10-30-94	LA	L	14-17
8-31-97	Tenn	W	24-21 OT
12-9-99	Tenn	W	21-14
12-22-01	Oak	W	13-10
9-29-02	Oak	L	25-52
1-19-03	Oak	L	24-41 (Champ)
9-7-03	Tenn	W	25-20
12-19-04	Oak	L	35-40
10-30-05	Tenn	L	25-34

10-28-07 Tenn W 13-9
9-12-10 Tenn W 38-13
11-24-13 Oak W 23-19
11-29-15 Tenn L 21-24
9-25-16 Tenn L 10-17

Total Points: Titans 1,095, Raiders 1,174
Longest Win Streak: 4 (1961-62)
Longest Losing Streak: 9 (1966-73)
At Nissan Stadium: 4-3
At Oakland Alameda Coliseum: 2-11
Series Sweeps: Titans (1961,62); Raiders (1963, 65)



vs. PHILADELPHIA EAGLES

Regular Season: 4-7 (Home 2-3, Away 2-4) • Playoffs: 0-0

Date	Site	W/L	Score
11-12-72	Hou	L	17-18
12-16-79	Hou	L	20-26
12-19-82	Phil	L	14-35
10-2-88	Phil	L	23-32
12-2-91	Hou	L	6-13

Date	Site	W/L	Score
10-24-94	Phil	L	6-21
12-3-00	Phil	W	15-13
9-8-02	Tenn	W	27-24
11-19-06	Phil	W	31-13
10-24-10	Tenn	W	37-19

Date	Site	W/L	Score
11-23-14	Phil	L	24-43

Total Points: Titans 220, Eagles 257
Longest Win Streak: 4 (2000-10)
Longest Losing Streak: 6 (1972-94)
At Nissan Stadium: 2-0
At Lincoln Financial Field: 1-1



vs. PITTSBURGH STEELERS

Regular Season: 31-42 (Home 19-18, Away 12-24) • Playoffs: 1-3 (Home 1-1, Away 0-2)

Date	Site	W/L	Score
9-20-70	Pitt	W	19-7
10-18-70	Hou	L	3-7
10-24-71	Pitt	L	16-23
12-5-71	Hou	W	29-3
10-15-72	Pitt	L	7-24
12-10-72	Hou	L	3-9
9-30-73	Hou	L	7-36
12-9-73	Pitt	L	7-33
10-6-74	Hou	L	7-13
12-1-74	Pitt	W	13-10
11-9-75	Pitt	L	17-24
11-24-75	Hou	L	9-32
11-21-76	Pitt	L	16-32
12-11-76	Hou	L	0-21
10-9-77	Hou	W	27-10
10-23-77	Pitt	L	10-27
10-23-78	Pitt	W	24-17
12-3-78	Hou	L	3-13
1-7-79	Pitt	L	5-34 (Champ)
9-9-79	Pitt	L	7-38
12-10-79	Hou	W	20-17
1-6-80	Pitt	L	13-27 (Champ)

Date	Site	W/L	Score
9-7-80	Pitt	L	17-31
12-4-80	Hou	W	6-0
10-26-81	Pitt	L	13-26
12-20-81	Hou	W	21-20
11-21-82	Hou	L	10-24
9-18-83	Hou	L	28-40
10-2-83	Pitt	L	10-17
11-4-84	Pitt	L	7-35
12-2-84	Hou	W	23-20 OT
9-22-85	Pitt	L	0-20
11-17-85	Hou	L	7-30
9-28-86	Hou	L	16-22 OT
11-16-86	Pitt	L	10-21
11-15-87	Pitt	W	23-3
12-20-87	Hou	W	24-16
10-16-88	Pitt	W	34-14
12-4-88	Hou	L	34-37
10-22-89	Hou	W	27-0
12-3-89	Pitt	W	23-16
12-31-89	Hou	L	26-23 OT (WC)
9-16-90	Pitt	L	9-20
12-30-90	Hou	W	34-14

Date	Site	W/L	Score
11-24-91	Pitt	L	14-26
12-8-91	Hou	W	31-6
9-6-92	Hou	L	24-29
11-1-92	Pitt	L	20-21
11-28-93	Hou	W	23-3
12-19-93	Pitt	W	26-17
10-3-94	Pitt	L	14-30
11-6-94	Hou	L	9-12 OT
9-10-95	Hou	L	17-34
12-3-95	Pitt	L	7-21
9-29-96	Pitt	L	16-30
10-20-96	Hou	W	23-13
9-28-97	Pitt	L	24-37
12-21-97	Tenn	W	16-6
11-1-98	Pitt	W	41-31
11-15-98	Tenn	W	23-14
11-21-99	Tenn	W	16-10
1-2-00	Pitt	W	47-36
9-24-00	Pitt	W	23-20
11-5-00	Tenn	W	9-7
10-29-01	Pitt	L	7-34
11-25-01	Tenn	L	24-34

11-17-02 Tenn W 31-23
1-11-03 **Tenn** **W** **34-31 OT (Div)**
9-28-03 Pitt W 30-13
9-11-05 Pitt L 7-34
12-21-08 Tenn W 31-14
9-10-09 Pitt L 10-13 OT
9-19-10 Tenn L 11-19
10-9-11 Pitt L 17-38
10-11-12 Tenn W 26-23
9-8-13 Pit W 16-9
11-17-14 Tenn L 24-27

Total Points: Titans 1,352, Steelers 1,624
Longest Win Streak: 7 (1997-00)
Longest Losing Streak: 5 (last 1994-96)
At Nissan Stadium: 6-3
At Heinz Field: 2-4
Series Sweeps: Titans (1987, 89, 93, 98, 99, 00); Steelers (1972, 73, 75, 76, 83, 85, 86, 92, 94, 95, 01)



vs. SAN FRANCISCO 49ERS

Regular Season: 5-8 (Home 2-5, Away 3-3) • Playoffs: 0-0

Date	Site	W/L	Score
11-15-70	Hou	L	20-30
12-7-75	SF	W	27-13
9-17-78	Hou	W	20-19
12-13-81	SF	L	6-28
10-21-84	Hou	L	21-34
11-8-87	SF	L	20-27

Date	Site	W/L	Score
10-7-90	Hou	L	21-24
12-25-93	SF	W	10-7
10-27-96	Hou	L	9-10
10-3-99	SF	L	22-24
11-27-05	Tenn	W	33-22
11-8-09	SF	W	34-27

Date	Site	W/L	Score
10-20-13	Tenn	L	17-31

Total Points: Titans 260, 49ers 296
Longest Win Streak: 2 (1975-78, 2005-09)
Longest Losing Streak: 4 (1981-90)
At Nissan Stadium: 1-1
At Candlestick Park: 3-3



vs. SEATTLE SEAHAWKS

Regular Season: 5-10 (Home 3-3, Away 2-7) • Playoffs: 1-0 (Home 1-0, Away 0-0)

Date	Site	W/L	Score
11-20-77	Sea	W	22-10
10-21-79	Sea	L	14-34
10-5-80	Hou	L	7-26
10-11-81	Hou	W	35-17
9-19-82	Hou	W	23-21
1-3-88	Hou	W	23-20 OT (WC)

Date	Site	W/L	Score
11-13-88	Sea	L	24-27
12-2-90	Sea	L	10-13 OT
11-7-93	Hou	W	24-14
12-11-94	Hou	L	14-16
11-3-96	Sea	L	16-23
10-5-97	Sea	L	13-16

Date	Site	W/L	Score
11-29-98	Sea	L	18-20
12-18-05	Tenn	L	24-28
1-3-10	Sea	W	17-13
10-13-13	Sea	L	13-20

Total Points: Titans 297, Seahawks 318
Longest Win Streak: 3 (1981-87)
Longest Losing Streak: 5 (1994-05)
At Nissan Stadium: 0-1
At Qwest Field: 1-1



vs. TAMPA BAY BUCCANEERS

Regular Season: 9-2 (Home 7-0, Away 2-2) • Playoffs: 0-0

Date	Site	W/L	Score
9-12-76	Hou	W	20-0
10-19-80	Hou	W	20-14
11-27-83	TB	L	24-33
12-10-89	Hou	W	20-17
10-29-95	Hou	W	19-7
11-8-98	TB	W	31-22

Date	Site	W/L	Score
10-14-01	Tenn	W	31-28 OT
12-28-03	Tenn	W	33-13
10-14-07	TB	L	10-13
11-27-11	Tenn	W	23-17
9-13-15	TB	W	42-14

Total Points: Titans 273, Buccaneers 178
Longest Win Streak: 5 (1989-03)
Longest Losing Streak: 1 (1983, 2007)
At Nissan Stadium: 3-0
At Raymond James Stadium: 2-1



vs. WASHINGTON REDSKINS

Regular Season: 6-6 (Home 3-2, Away 3-4) • Playoffs: 0-0

Date	Site	W/L	Score
10-10-71	Wash	L	13-22
10-19-75	Hou	W	13-10
9-2-79	Wash	W	29-27
9-15-85	Wash	L	16-13
10-30-88	Hou	W	41-17
11-3-91	Wash	L	13-16 OT

Date	Site	W/L	Score
10-19-97	Tenn	W	28-14
10-30-00	Wash	W	27-21
10-6-02	Tenn	L	14-31
10-15-06	Wash	W	25-22
11-21-10	Tenn	L	16-19 OT
10-20-14	Wash	L	17-19

Total Points: Titans 233, Redskins 215
Longest Win Streak: 2 (last 1997-00)
Longest Losing Streak: 2 (2010-14)
At Nissan Stadium: 0-2
At FedEx Field: 2-1

TITANS ALL-TIME FIRST-ROUND DRAFT PICKS

Year	Pick	Player	Pos.	College
2017	5	Corey Davis	WR	Western Michigan
	18	Adoree' Jackson	CB	Southern California
2016	8	Jack Conklin	T	Michigan State
2015	2	Marcus Mariota	QB	Oregon
2014	11	Taylor Lewan	T	Michigan
2013	10	Chance Warmack	G	Alabama
2012	20	Kendall Wright	WR	Baylor
2011	8	Jake Locker	QB	Washington
2010	16	Derrick Morgan	DE	Georgia Tech
2009	30	Kenny Britt	WR	Rutgers
2008	24	Chris Johnson	RB	East Carolina
2007	19	Michael Griffin	DB	Texas
2006	3	Vince Young	QB	Texas
2005	6	Pacman Jones	CB	West Virginia
2004		(none)		
2003	28	Andre Woolfolk	CB	Oklahoma
2002	15	Albert Haynesworth	DT	Tennessee
2001		(none)		
2000	30	Keith Bulluck	LB	Syracuse
1999	16	Jevon Kearse	DE	Florida
1998	16	Kevin Dyson	WR	Utah
1997	18	Kenny Holmes	DE	Miami (Fla.)
1996	14	Eddie George	RB	Ohio State
1995	3	Steve McNair	QB	Alcorn State
1994	26	Henry Ford	DE	Arkansas
1993	13	Brad Hopkins	T	Illinois
1992		(none)		

Year	Pick	Player	Pos.	College
1991		(none)		
1990	15	Lamar Lathon	LB	Houston
1989	23	David Williams	T	Florida
1988	22	Lorenzo White	RB	Michigan State
1987	3	Alonzo Highsmith	RB	Miami (Fla.)
	20	Haywood Jeffires	WR	NC State
1986	3	Jim Everett	QB	Purdue
1985	3	Ray Childress	DE	Texas A&M
	11	Richard Johnson	DB	Wisconsin
1984	2	Dean Steinkuhler	T	Nebraska
1983	9	Bruce Matthews	G	USC
1982	8	Mike Munchak	G	Penn State
1981		(none)		
1980		(none)		
1979		(none)		
1978	1	Earl Campbell	RB	Texas
1977	11	Morris Towns	T	Missouri
1976		(none)		
1975	6	Robert Brazile	LB	Jackson State
	15	Don Hardeman	RB	Texas A&M-Kingsville
1974		(none)		
1973	1	John Matuszak	DE	Tampa
	14	George Amundson	RB	Iowa State
1972	6	Greg Sampson	DE	Stanford
1971	3	Dan Pastorini	QB	Santa Clara
1970	14	Doug Wilkerson	G	NC Central
1969	15	Ron Pritchard	LB	Arizona State

TITANS ALL-TIME FIRST-ROUND DRAFT PICKS

Year	Pick	Player	Pos.	College
1968		(none)		
1967	5	George Webster	LB	Michigan St.
	23	Tom Regner	G	Notre Dame
1966		Tommy Nobis	LB	Texas
1965		Lawrence Elkins	TE	Baylor
1964		Scott Appleton	DT	Texas

Year	Pick	Player	Pos.	College
1963		Danny Brabham	LB	Arkansas
1962		Ray Jacobs	DT	Howard Payne
1961		Mike Ditka	TE	Pittsburgh
1960		Billy Cannon	HB	LSU

ALL-TIME DRAFT SELECTIONS

2017

Rd.	Pick	Player	Pos.	College
1a	5	Corey Davis	WR	Western Michigan
1b	18	Adoree' Jackson	CB	Southern California
2	52	(traded to Cleveland)		
3a	72	Taywan Taylor	WR	Western Kentucky
3b	83	(traded to New England)		
3c	100	Jonnu Smith	TE	Florida International
4	124	(Traded to New England)		
5a	155	Jayon Brown	LB	UCLA
5b	164	(Traded to Philadelphia)		
6a	200	(Traded to N.Y. Giants)		
6b	203	(Traded to Denver)		
6c	207	(Traded to Cincinnati)		
6d	214	(Traded to Philadelphia)		
6e	217	Corey Levin	OL	Chattanooga
7a	227	Josh Carraway	OLB	Texas Christian
7b	236	Brad Seaton	T	Villanova
7c	241	Khalfani Muhammad	RB	California

Draft Notes

- 2 – Pick traded to Cleveland during 2016 draft (see 2016, 1b)
- 3a, 6a – Picks acquired in a trade with New England for 3b and 4
- 3c – Compensatory selection; acquired in a trade with the Los Angeles Rams during the 2016 draft (see 2016, 1a)
- 5a – Pick acquired in a trade with Philadelphia for 5b, 6d
- 6b – Pick traded to Denver during 2016 draft (see 2016, 5b)
- 6c, 7c – Picks acquired in a trade with the N.Y. Giants for 6a
- 6d – Pick acquired in a trade with Atlanta in 2015 (see 2016, 6c)
- 6e, 7a – Picks acquired in a trade with Cincinnati for 6c

2016

Rd.	Pick	Player	Pos.	College
1a	1	(traded to Los Angeles Rams)		
1b	8	Jack Conklin	T	Michigan State
1c	15	(traded to Cleveland)		
2a	33	Kevin Dodd	OLB	Clemson
2b	43	Austin Johnson	DL	Penn State
2c	45	Derrick Henry	RB	Alabama
3a	64	Kevin Byard	S	Middle Tennessee St.
3b	76	(traded to Cleveland)		
4a	100	(traded to Philadelphia)		
4b	113	(traded to Los Angeles Rams)		
5a	140	Tajae Sharpe	WR	Massachusetts
5b	157	LeShaun Sims	CB	Southern Utah
6a	176	(traded to Denver)		
6b	177	(traded to Los Angeles Rams)		
6c	193	Sebastian Tretola	G	Arkansas
7a	222	Aaron Wallace	OLB	UCLA
7b	253	Kalan Reed	CB	Southern Mississippi

Draft Notes

- 1b, 6a – Picks acquired in a trade with Cleveland for 1c, 3b and a 2017 second-round choice
- 1c, 2b, 2c, 3b – Picks and 2017 first-round and third-round choices acquired in a trade with the L.A. Rams for 1a, 4b and 6b
- 4b – Pick acquired in a trade with Philadelphia for 4a and RB DeMarco Murray
- 5b, 7b – Picks acquired in a trade with Denver for 6a and a 2017 sixth-round choice
- 6c – Pick and a 2017 sixth-round choice acquired in 2015 from Atlanta for G Andy Levitre.



The Titans selected Corey Davis and Adoree' Jackson in the first round of the 2017 NFL Draft.

2015

Rd.	Pick	Player	Pos.	College
1	2	Marcus Mariota	QB	Oregon
2a	33	(traded to New York Giants)		
2b	40	Dorial Green-Beckham	WR	Oklahoma
3	66	Jeremiah Poutasi	OL	Utah
4a	100	Angelo Blackson	DE	Auburn
4b	108	Jalston Fowler	FB	Alabama
5	138	David Cobb	RB	Minnesota
6a	177	Deontrez Mount	OLB	Louisville
6b	208	Andy Gallik	C	Boston College
7a	219	(traded to New England)		
7b	245	Tre McBride	WR	William & Mary

Draft Notes

- 2b, 4b, 7 – Picks acquired from New York Giants for 2a.
- 6b – Pick acquired in 2014 from New England for LB Akeem Ayers and 7a.

ALL-TIME DRAFT SELECTIONS

2014

Rd.	Pick	Player	Pos.	College
1	11	Taylor Lewan	T	Michigan
2a	42	(traded to Philadelphia)		
2b	54	Bishop Sankey	RB	Washington
3	77	(traded to San Francisco)		
4a	112	DaQuan Jones	DL	Penn State
4b	122	Marqueston Huff	DB	Wyoming
5	151	Avery Williamson	LB	Kentucky
6a	178	Zach Mettenberger	QB	Louisiana State
6b	186	(traded to Washington)		
7	228	(traded to Washington)		

Draft Notes

- 2b, 4b – Picks acquired in trade with Philadelphia for 2a.
- 3 – Pick traded to San Francisco during 2013 draft (see 2013, 2a).
- 6a – Pick acquired in trade with Washington for 6b and 7.

2013

Rd.	Pick	Player	Pos.	College
1	10	Chance Warmack	G	Alabama
2a	34	Justin Hunter	WR	Tennessee
2b	40	(traded to San Francisco)		
3a	70	Blidi Wreh-Wilson	CB	Connecticut
3b	97	Zaviar Gooden	LB	Missouri
4	107	Brian Schwenke	C	California
5	142	Lavar Edwards	DE	Louisiana State
6a	176	(traded to Minnesota)		
6b	202	Khalid Wooten	CB	Nevada
7a	216	(traded to San Francisco)		
7b	248	Daimion Stafford	S	Nebraska

Draft Notes

- 2a – Pick acquired in trade with San Francisco for 2b, 7a and a third-round pick in 2014.
- 6a – Pick traded to Minnesota in 2012 for a seventh-round pick in 2012.
- 3b, 6b, 7b – Awarded as compensatory selections

2012

Rd.	Pick	Player	Pos.	College
1	20	Kendall Wright	WR	Baylor
2	52	Zach Brown	LB	North Carolina
3	82	Mike Martin	DT	Michigan
4	115	Coty Sensabaugh	CB	Clemson
5a	145	Taylor Thompson	TE	Southern Methodist
5b	155	(traded to Miami)		
6	190	Markelle Martin	S	Oklahoma State
7a	211	Scott Solomon	DE	Rice
7b	227	(traded to Miami)		

Draft Notes

- 5a – Pick acquired in trade with Miami for 5b and 7b
- 7a – Pick acquired in trade with Minnesota for a sixth-round choice in 2013

2011

Rd.	Pick	Player	Pos.	College
1	8	Jake Locker	QB	Washington
2	39	Akeem Ayers	LB	UCLA
3	77	Jurrell Casey	DT	Southern California
4a	109	Colin McCarthy	LB	Miami (Fla.)
4b	130	Jamie Harper	RB	Clemson
5	142	Karl Klug	DL	Iowa
6	175	Byron Stingily	T	Louisville
7a	212	Zach Clayton	DT	Auburn
7b	251	Tommie Campbell	DB	California (Pa.)

Draft Notes

- 4b, 7b – Awarded as compensatory selections

2010

Rd.	Pick	Player	Pos.	College
1	16	Derrick Morgan	DE	Georgia Tech
2	47	(traded to New England)		
3a	77	Damian Williams	WR	Southern California
3b	97	Rennie Curran	LB	Georgia
4a	104	Alterraun Verner	CB	UCLA
4b	111	(traded to Seattle)		
5	148	Robert Johnson	S	Utah
6a	176	Rusty Smith	QB	Florida Atlantic
6b	185	(traded to Seattle)		
6c	207	Myron Rolle	S	Florida State
7a	222	Marc Mariani	WR	Montana
7b	241	David Howard	DT	Brown

Draft Notes

- 3b, 6c, 7b – Awarded as compensatory selections
- 2 – Traded to New England in 2009 (see 2009 3a)
- 4a, 6a – Picks acquired in trade with Seattle for RB LenDale White, DT Kevin Vickerson, 4b and 6b

2009

Rd.	Pick	Player	Pos.	College
1	30	Kenny Britt	WR	Rutgers
2	62	Sen'Derrick Marks	DT	Auburn
3a	89	Jared Cook	TE	South Carolina
3b	94	Ryan Mouton	CB	Hawaii
4a	130	Gerald McRath	LB	Southern Mississippi
4b	135	Troy Kropog	T/G	Tulane
5a	166	(Traded to Dallas)		
5b	173	Javon Ringer	RB	Michigan State
6a	203	Jason McCourty	CB	Rutgers
6b	206	Dominique Edison	WR	Stephen F. Austin
7a	239	Ryan Durand	G	Syracuse
7b	242	Nick Schommer	S	North Dakota State

Draft Notes

- 4b, 5b, 6b, 7b – Awarded as compensatory selections
- 3a – Pick acquired in trade with New England for second round pick in 2010
- 5a – Pick traded to Dallas (see 2008 4c)

2008

Rd.	Pick	Player	Pos.	College
1	24	Chris Johnson	RB	East Carolina
2	54	Jason Jones	DL	Eastern Michigan
3	85	Craig Stevens	TE	California
4a	103	William Hayes	DE	Winston-Salem State
4b	124	(Traded to Washington)		
4c	126	Lavelle Hawkins	WR	California
4d	134	Stanford Kegl	LB	Purdue
5	157	(Traded to Washington)		
6	189	(Traded to Seattle)		
7	229	Cary Williams	CB	Washburn

Draft Notes

- 4d – Awarded as compensatory selection
- 4a – Pick acquired in trade with Washington for fourth round pick (#124 overall) and fifth round pick (#157 overall).
- 4b – Traded to Washington (see 4a)
- 4c – Pick acquired in trade with Dallas for Pacman Jones
- 5 – Pick traded to Washington (see 4a)
- 6 – Pick traded to Seattle for Bryce Fisher

2007

Rd.	Pick	Player	Pos.	College
1	19	Michael Griffin	S	Texas
2	50	Chris Henry	RB	Arizona
3	80	Paul Williams	WR	Fresno State
4a	115	Leroy Harris	G/C	N.C. State
4b	128	Chris Davis	WR	Florida State

ALL-TIME DRAFT SELECTIONS

5	152	Antonio Johnson	DT	Mississippi State
6a	188	Joel Filani	WR	Texas Tech
6b	204	Jacob Ford	DE	Central Arkansas
6c	206	Ryan Smith	CB	Florida
7	223	Mike Otto	T	Purdue

Draft Notes

- 4b – Pick acquired in trade with Baltimore for Steve McNair in 2006.
- 6b – Pick acquired in trade with San Diego for Billy Volek in 2006.
- 6c – Pick acquired in trade with Indianapolis for seventh round pick (#238 overall) in 2006. That selection was originally obtained from Indianapolis for Rocky Calmus.

2006

Rd.	Pick	Player	Pos.	College
1	3	Vince Young	QB	Texas
2a	39	(Traded to Philadelphia)		
2b	45	LenDale White	RB	Southern California
3	70	(Traded to Buffalo)		
4a	102	Calvin Lowry	S	Penn State
4b	116	Stephen Tulloch	LB	N.C. State
5a	137	Terna Nande	LB	Miami (Ohio)
5b	169	Jesse Mahelona	DT	Tennessee
6	172	Jonathan Orr	WR	Wisconsin
7a	215	Cortland Finnegan	CB	Samford
7b	238	(Traded to Indianapolis)		
7c	245	Spencer Toone	LB	Utah
7d	246	Quinton Ganther	RB	Utah

Draft Notes

- 5b, 7c and 7d – awarded as compensatory selections
- 2a – Pick traded to Philadelphia (see 2b)
- 2b – Pick acquired from Philadelphia along with 2006 fourth round pick (116 overall) for the Titans second round pick (39 overall)
- 3 – Pick traded to Buffalo for RB Travis Henry in 2005
- 7b – Pick acquired from Indianapolis for LB Rocky Calmus in 2005 and traded back to Indianapolis for sixth round selection in 2007

2005

Rd.	Pick	Player	Pos.	College
1	6	Adam Jones	CB	West Virginia
2a	37	(Traded to Detroit)		
2b	41	Michael Roos	T	Eastern Washington
3a	68	Courtney Roby	WR	Indiana
3b	96	Brandon Jones	WR	Oklahoma
4a	108	Vincent Fuller	S	Virginia Tech
4b	113	David Stewart	T	Mississippi State
4c	136	Roydell Williams	WR	Tulane
5a	142	Damien Nash	RB	Missouri
5b	150	Daniel Loper	T	Texas Tech
6	179	Bo Scaife	TE	Texas
7	218	Reynaldo Hill	CB	Florida

Draft Notes

- 3b and 4c – awarded as compensatory selections
- 2a – Pick traded to Detroit (see 2b)
- 2b – Pick acquired from Detroit along with 2005 fourth round pick (113 overall) for the Titans second round pick (37 overall)
- 4b – Pick acquired from Detroit (see 2b)
- 5b – Pick acquired from Kansas City for DE Carlos Hall

2004

Rd.	Pick	Player	Pos.	College
1	27	(Traded to Houston)		
2a	40	Ben Troupe	TE	Florida
2b	42	Travis LaBoy	DE	Hawaii
2c	57	Antwan Odom	DE	Alabama
3a	71	Randy Starks	DT	Maryland
3b	92	Rich Gardner	CB	Penn State
4a	103	Bo Schobel	DE	TCU
4b	124	Michael Waddell	CB	North Carolina

5a	138	Jacob Bell	G	Miami (Ohio)
5b	159	(Traded to Houston)		
5c	165	Robert Reynolds	LB	Ohio State
6	191	Troy Fleming	RB	Tennessee
7a	230	Jared Clauss	DT	Iowa
7b	239	Eugene Amano	C	S.E. Missouri State
7c	241	Sean McHugh	TE	Penn State

Draft Notes

- 5c, 7b, 7c – awarded as compensatory selections
- 1 – Pick traded to Houston (see 2a)
- 2a – Pick acquired from Houston along with 2004 third round pick (71 overall), fourth round pick (103 overall) and fifth round pick (138 overall) for the Titans 2004 first round pick (27 overall) and fifth round pick (159 overall)
- 2b – Pick acquired from New York Jets for WR Justin McCariens
- 3a – Pick acquired in Houston trade (see 2a)
- 4a – Pick acquired in Houston trade (see 2a)
- 5a – Pick acquired in Houston trade (see 2a)
- 5b – Pick traded to Houston (see 2a)

2003

Rd.	Pick	Player	Pos.	College
1	28	Andre Woolfolk	CB	Oklahoma
2	60	Tyrone Calico	WR	Middle Tennessee State
3	93	Chris Brown	RB	Colorado
4	126	Rien Long	DT	Washington State
5a	154	Donnie Nickey	S	Ohio State
5b	164	(Traded to New England)		
6	201	(Traded to New England)		
7a	225	Todd Williams	T	Florida State
7b	243	(Traded to New England)		

Draft Notes

- 5a – Pick acquired from New England along with 2003 seventh round pick (225 overall) for the Titans 2003 fifth round pick (164 overall), sixth round pick (201 overall) and seventh round pick (243 overall)
- 5b – Pick traded to New England (see 5a)
- 6 – Pick traded to New England (see 5a)
- 7a – Pick acquired in New England trade (see 5a)
- 7b – Pick traded to New England (see 5a)

2002

Rd.	Pick	Player	Pos.	College
1a	14	(Traded to N.Y. Giants)		
1b	15	Albert Haynesworth	DT	Tennessee
2	45	Tank Williams	S	Stanford
3	77	Rocky Calmus	LB	Oklahoma
4a	110	Mike Echols	CB	Wisconsin
4b	115	Tony Beckham	CB	Wisconsin-Stout
4c	133	Rocky Boiman	LB	Notre Dame
5	151	Jake Schifino	WR	Akron
6	187	Justin Hartwig	G	Kansas
7a	225	Darrell Hill	WR	Northern Illinois
7b	240	Carlos Hall	DE	Arkansas

Draft Notes

- 4c – awarded as compensatory selection
- 1a – Pick traded to N.Y. Giants (see 1b)
- 1b – Pick acquired from the New York Giants along with 2002 fourth round pick (115 overall) for the Titans 2002 first round pick (14 overall)
- 4b – Pick acquired in Giants trade (see 1b)
- 7b – Pick acquired from Green Bay for DT Rod Walker

2001

Rd.	Pick	Player	Pos.	College
1	29	(Traded to St. Louis)		
2	60	Andre Dyson	CB	Utah
3	90	Shad Meier	TE	Kansas State
4	124	Justin McCareins	WR	Northern Illinois
5	159	Eddie Berlin	WR	Northern Iowa
6a	192	Dan Alexander	RB	Nebraska

ALL-TIME DRAFT SELECTIONS

6b	199	Adam Haayer	T	Minnesota
7a	229	(Traded to Oakland)		
7b	232	Keith Adams	LB	Clemson

Draft Notes

- 6b, 7b – awarded as compensatory selections
- 1 – Pick traded to St. Louis for DE Kevin Carter
- 7a – Pick traded to Oakland for C Gennaro DiNapoli

2000

Rd.	Pick	Player	Pos.	College
1	30	Keith Bulluck	LB	Syracuse
3a	68	Erron Kinney	TE	Florida
3b	93	Byron Frisch	DE	Brigham Young
4a	124	Bobby Myers	S	Wisconsin
4b	128	Peter Sirmon	LB	Oregon
5a	135	Aric Morris	S	Michigan State
5b	160	Frank Chamberlin	LB	Boston College
6	197	Robaire Smith	DE	Michigan State
7a	213	Mike Green	RB	Houston
7b	237	Wes Shivers	T	Mississippi State

Draft Notes

- 4b – awarded as compensatory selection
- 7a – Pick acquired from Chicago for LB Lemanski Hall

1999

Rd.	Pick	Player	Pos.	College
1	16	Jevon Kearse	DE	Florida
2a	46	(Traded to New England)		
2b	52	John Thornton	DT	West Virginia
3	81	Zach Piller	G	Florida
4a	114	Brad Ware	S	Auburn
4b	117	Donald Mitchell	CB	Southern Methodist
5	151	Kevin Daft	QB	California-Davis
6	186	Darran Hall	WR	Colorado State
7	222	Phil Glover	LB	Utah

Draft Notes

- 2a – Pick traded to New England (see 2b)
- 2b – Pick acquired from New England along with 1999 fourth round pick (117 overall) for Titans 1999 second round pick (46 overall)
- 4b – Pick acquired in New England trade (see 2b)

1998

Rd.	Pick	Player	Pos.	College
1	16	Kevin Dyson	WR	Utah
2	46	Samari Rolle	CB	Florida State
3	77	Dainon Sidney	CB	Alabama-Birmingham
4	107	Joe Salave'a	DT	Arizona
5	139	Benji Olson	G	Washington
6	168	Lee Wiggins	DB	South Carolina
7a	205	Jimmy Sprotte	LB	Arizona
7b	229	Kevin Long	C	Florida State

Draft Notes

- 7b – awarded as a compensatory selection

1997

Rd.	Pick	Player	Pos.	College
1a	13	(Traded to Kansas City)		
1b	18	Kenny Holmes	DE	Miami (Fla.)
2	46	Joey Kent	WR	Tennessee
3a	75	Denard Walker	CB	LSU
3b	81	Scott Sanderson	T	Washington State
4a	98	Derrick Mason	WR	Michigan State
4b	107	Pratt Lyons	DE	Troy State
4c	110	(Traded to Kansas City)		
4d	116	(Traded to New Orleans)		
5a	132	(Traded to Washington)		
5b	143	George McCullough	DB	Baylor

6a	165	(Traded to New Orleans)		
6b	179	(Traded to St. Louis)		
6c	181	Dennis Stallings	LB	Illinois
7	216	Armon Williams	DB	Arizona

Draft Notes

- 1a – Pick traded to Kansas City (see 1b)
- 1b – Pick acquired from Kansas City along with 1997 third round pick (81 overall), fourth round pick (116 overall) and sixth round pick (181 overall) for Oilers 1997 first round pick (13 overall) and fourth round pick (110 overall)
- 3b – Pick acquired from Kansas City (see 1b)
- 4a – Pick acquired from Atlanta along with 1997 sixth round pick (165 overall) for QB Chris Chandler
- 4b – Pick acquired from New Orleans for Oilers 1997 fourth round pick (116 overall) and sixth round pick (165 overall)
- 4c – Pick traded to Kansas City (see 1b)
- 4d – Pick acquired from Kansas City (see 1b) and traded to New Orleans (see 4b)
- 5a – Pick traded to Washington
- 6a – Pick acquired from Atlanta (see 4a) and traded to New Orleans (see 4b)
- 6b – Pick traded to St. Louis for DE Robert Young
- 6c – Pick acquired from Kansas City (see 1b)

1996

Rd.	Pick	Player	Pos.	College
1a	9	(Traded to Oakland)		
1b	14	Eddie George	RB	Ohio State
1c	17	(Traded to Seattle)		
2a	38	Bryant Mix	DE	Alcorn State
2b	48	Jason Layman	G	Tennessee
3	74	Terry Killens	LB	Penn State
4a	107	Kendrick Burton	DE	Alabama
4b	109	Jon Runyan	T	Michigan
5	143	Rayna Stewart	DB	Northern Arizona
6	177	Anthony Dorsett	LB	Pittsburgh
7	218	Mike Archie	RB	Penn State

Draft Notes

- 1a – Pick traded to Oakland for Raiders 1996 first round pick (17 overall), second round pick (48 overall) and fourth round pick (109 overall)
- 1b – Pick acquired from Seattle for Oilers 1996 first round pick (17 overall) and Oilers DT Glenn Montgomery
- 1c – Pick acquired from Oakland (see 1a) and traded to Seattle (see 1b)
- 2b – Pick acquired in Oakland trade (see 1a)
- 4b – Pick acquired in Oakland trade (see 1a)

1995

Rd.	Pick	Player	Pos.	College
1	3	Steve McNair	QB	Alcorn State
2	35	Anthony Cook	DT	South Carolina State
3a	67	Chris Sanders	WR	Ohio State
3b	89	Rodney Thomas	RB	Texas A&M
3c	95	Torey Hunter	DB	Washington State
4	101	Michael Roan	TE	Wisconsin
5a	137	(Awarded to Washington)		
5b	159	Gary Walker	DE	Auburn
6	174	Hicham El-Mashtoub	C	Arizona
7	211	C.J. Richardson	DB	Miami (Fla.)

Draft Notes

- 3c – awarded as a compensatory selection
- 3b – Pick acquired from Minnesota along with 1994 fourth round pick (119 overall) for QB Warren Moon
- 5a – Pick to Washington in Wilbur Marshall ruling
- 5b – Pick awarded as compensation from New England for restricted free agent DE Tim Roberts

1994

Rd.	Pick	Player	Pos.	College
1	26	Henry Ford	DE	Arkansas

ALL-TIME DRAFT SELECTIONS

2	60	Jeremy Nunley	DE	Alabama
3a	97	(Awarded to Washington)		
3b	101	Malcolm Floyd (Seabron)	WR	Fresno State
4a	119	Mike Davis	DB	Cincinnati
4b	129	Sean Jackson	RB	Florida State
5a	157	Roderick Lewis	TE	Arizona
5b	161	Jim Reid	T	Virginia
6a	187	Lee Gissendaner	WR	Northwestern
6b	194	Barron Wortham	LB	Texas El-Paso
7	220	Lemanski Hall	LB	Alabama

Draft Notes

- 3b – awarded as a compensatory selection
- 3a – Pick to Washington in Wilber Marshall ruling
- 4a – Pick acquired from Minnesota along with 1995 third round pick (89 overall) for QB Warren Moon

1993

Rd.	Pick	Player	Pos.	College
1a	13	Brad Hopkins	T	Illinois
1b	19	(Traded to Philadelphia)		
2	47	Mike Barrow	LB	Miami (Fla.)
3	75	(Traded to Philadelphia)		
4	102	Travis Hannah	WR	Southern California
5	131	John Henry Mills	TE	Wake Forest
6	158	Chuck Bradley	T	Kentucky
7	187	Patrick Robinson	WR	Tennessee State
8	214	Blaine Bishop	DB	Ball State

Draft Notes

- 1a – Pick acquired from Philadelphia for Oilers 1993 first round pick (19 overall) and third round pick (75 overall)
- 1b – Pick traded to Philadelphia (see 1a)
- 3 – Pick traded to Philadelphia (see 1a)

1992

Rd.	Pick	Player	Pos.	College
1	23	(Traded to San Diego)		
2	50	Eddie Robinson	LB	Alabama State
3	77	Corey Harris	WR	Vanderbilt
4	108	Mike Mooney	T	Georgia Tech
5a	133	Joe Bowden	LB	Oklahoma
5b	135	Tony Brown	DB	Fresno State
5c	136	Tim Roberts	DT	Southern Mississippi
6	162	Mario Bailey	WR	Washington
7	189	Elbert Turner	WR	Illinois
8	220	Bucky Richardson	QB	Texas A&M
9	247	Bernard Dafney	T	Tennessee
10	274	Dion Johnson	WR	East Carolina
11	301	Anthony Davis	LB	Utah
12	332	Joe Wood	K	Air Force

Draft Notes

- 1 – Pick traded to San Diego along with WR Shawn Jefferson for Chargers DE Lee Williams in August of 1991
- 5a – Pick acquired from New Orleans for Oilers RB Allen Pinkett
- 5c – Pick acquired from Dallas along with 1991 second round pick (Minnesota's pick, 38 overall) for RB Alonzo Highsmith

1991

Rd.	Pick	Player	Pos.	College
1	17	(Traded to New England)		
2a	28	Mike Dumas	DB	Indiana
2b	38	Darryll Lewis	DB	Arizona
2c	44	John Flannery	C	Syracuse
3a	71	Steve Jackson	DB	Purdue
3b	79	Kevin Donnalley	T	North Carolina
4a	101	David Rocker	DT	Auburn
4b	102	Marcus Robertson	DB	Iowa State
5	129	Gary Wellman	WR	Southern California
6	157	(Pick traded to Philadelphia)		
7	183	Kyle Freeman	LB	Angelo State

8	214	Gary Brown	RB	Penn State
9	240	Shawn Jefferson	WR	Central Florida
10	267	Curtis Moore	LB	Kansas
11	294	James Smith	DB	Richmond
12	325	Alex Johnson	WR	Miami (Fla.)

Draft Notes

- 1 – Pick traded to New England for 1991 second round pick (28 overall) and fourth round pick (101 overall)
- 2a – Pick acquired in New England trade (see 1)
- 2b – Pick acquired from Dallas (originally Minnesota's selection) along with 1992 fourth round pick (136 overall) for RB Alonzo Highsmith
- 3b – Pick acquired from Miami for LB John Grimsley
- 4a – Pick acquired in New England trade (see 1)
- 6 – Pick traded to Philadelphia for QB Don McPherson in 1990

1990

Rd.	Pick	Player	Pos.	College
1	15	Lamar Lathon	LB	Houston
2	41	Jeff Alm	DT	Notre Dame
3	72	Willis Peguese	DE	Miami (Fla.)
4	99	Eric Still	G	Tennessee
5	126	Richard Newbill	LB	Miami (Fla.)
6	153	Tony Jones	WR	Texas
7	184	Andy Murray	RB	Kentucky
8	211	Brett Tucker	DB	Northern Illinois
9	237	Pat Coleman	WR	Mississippi
10	264	Dee Thomas	DB	Nicholls State
11	295	Joey Banes	T	Houston
12	321	Reggie Slack	QB	Auburn

Draft Notes

none

1989

Rd.	Pick	Player	Pos.	College
1	23	David Williams	T	Florida
2	50	Scott Kozak	LB	Oregon
3	77	Bubba McDowell	S	Miami (Fla.)
4	104	Rod Harris	WR	Texas A&M
5	131	Glenn Montgomery	DT	Houston
6	157	Bo Orlando	S	West Virginia
7	190	Tracy Rogers	LB	Fresno State
8	217	Alvoid Mays	CB	West Virginia
9	244	Bob Mrosko	TE	Penn State
10	271	Tracy Johnson	RB	Clemson
11	298	Brian Smider	T	West Virginia
12	325	Chuck Hartlieb	QB	Iowa

Draft Notes

none

1988

Rd.	Pick	Player	Pos.	College
1a	9	(Traded to Raiders)		
1b	22	Lorenzo White	RB	Michigan State
2	48	Quintin Jones	DB	Pittsburgh
3a	72	Greg Montgomery	P	Michigan State
3b	74	(Traded to Raiders)		
4	102	(Traded to Raiders)		
5a	125	Cris Dishman	DB	Purdue
5b	130	Chris Verhulst	TE	Cal State-Chico
6	157	Kurt Crain	LB	Auburn
7	187	Tracey Eaton	DB	Portland State
8	214	David Viaene	C	Minnesota-Duluth
9	241	David Spradlin	LB	Texas Christian
10	271	Marco Johnson	WR	Hawaii
11	298	Jethro Franklin	DE	Fresno State
12	325	John Brantley	LB	Georgia

Draft Notes

- 1a – Pick traded (originally L.A. Rams pick from 1987 trade) to L.A. Raid-

ALL-TIME DRAFT SELECTIONS

ers along with 1988 third round pick (74 overall) and fourth round pick (102 Overall) for DE Sean Jones, 1988 second round pick (48 overall, Oilers original pick) and third round pick (60 overall)

- 2 – Pick reacquired from L.A. Raiders in trade (see 1a)
- 3a – Pick acquired from S.D. along with fifth round pick (125 overall) for the Oilers third round pick (60 overall)
- 3b – Pick traded to L.A. Raiders (see 1a)
- 4 – Pick traded to Raiders (see 1a)
- 5a – Pick acquired in San Diego trade (see 3a)

1987

Rd.	Pick	Player	Pos.	College
1a	3	Alonzo Highsmith	RB	Miami (Fla.)
1b	8	(Traded to Buffalo)		
1c	20	Haywood Jeffires	WR	N.C. State
2a	36	(Traded to Buffalo)		
2b	46	Walter Johnson	LB	Louisiana Tech
3	64	Cody Carlson	QB	Baylor
4a	91	(Traded to L.A. Rams)		
4b	105	Mark Dusbabek	LB	Minnesota
5a	120	(Traded to Washington)		
5b	133	Spencer Tillman	RB	Oklahoma
6a	147	Al Smith	LB	Utah State
6b	159	Toby Caston	LB	Louisiana State
7	176	Robert Banks	DT	Notre Dame
8	202	Michel James	WR	Washington State
9	231	Wes Neighbors	C	Alabama
10	258	Curtis Duncan	WR	Northwestern
11	287	John Davis	G	Georgia Tech
12	314	Ira Valentine	RB	Texas A&M

Draft Notes

- 1a – Pick acquired from Buffalo for Oilers 1987 first round pick (8 overall) and second round pick (36 overall)
- 1b – Pick traded to Buffalo (see 1a)
- 1c – Pick acquired from L.A. Rams along with G Kent Hill, DE William Fuller, 1987 fifth round pick (133 overall) and 1988 first round pick (9 overall) for QB Jim Everett
- 2a – Pick acquired from Detroit for T Harvey Salem and traded to Buffalo (see 1a)
- 2b – Pick acquired from Kansas City along with 1987 fourth round pick (105 overall) for the Oilers second round pick (35 overall)
- 4a – Pick traded to L.A. Rams along with 1986 seventh round pick (172 overall) for WR Drew Hill in 1986.
- 4b – Pick acquired in Kansas City trade (see 2b)
- 5a – Pick traded to Washington (eventually to Chicago) for PK Tony Zendejas
- 5b – Pick acquired in L.A. Rams trade (see 1c)
- 6b – Pick acquired from Kansas City for RB Larry Moriarity

1986

Rd.	Pick	Player	Pos.	College
1	3	Jim Everett	QB	Purdue
2	34	Ernest Givins	WR	Louisville
3	61	Allen Pinkett	RB	Notre Dame
4	87	(Traded to Kansas City)		
5	114	Jeff Parks	TE	Auburn
6	145	Ray Wallace	RB	Purdue
7	172	(Traded to L.A. Rams)		
8	199	Larry Griffin	DB	North Carolina
9	225	Bob Sebring	LB	Illinois
10	256	Don Sommer	G	Texas El-Paso
11	283	Mark Cochran	T	Baylor
12	310	Chuck Banks	RB	West Virginia Tech

Draft Notes

- 4 – Pick traded to Kansas City (see 1985, 5b)
- 7 – Pick traded to L.A. Rams along with 1987 fourth round pick (91 overall) for WR Drew Hill

1985

Rd.	Pick	Player	Pos.	College
1a	2	(Traded to Minnesota)		
1b	3	Ray Childress	DE	Texas A&M
1c	11	Richard Johnson	DB	Wisconsin
2a	31	(Traded to Denver)		
2b	36	Richard Byrd	DE	Southern Mississippi
3a	58	(Traded to N.Y. Giants)		
3b	80	(Traded to L.A. Raiders)		
3c	82	Mike Kelley	C	Notre Dame
4	87	Tom Briehl	LB	Stanford
5a	114	(Traded to Dallas)		
5b	133	Frank Bush	LB	N.C. State
5c	138	Lee Johnson	K	Brigham Young
6a	143	(Traded to L.A. Raiders)		
6b	153	Joe Krakoski	LB	Washington
7	170	Mike Akiu	WR	Hawaii
8	199	Chuck Thomas	C	Oklahoma
9	226	Steve Tasker	KR	Northwestern
10	255	Mike Golic	DL	Notre Dame
11	281	Willie Drewrey	WR	West Virginia
12	311	Mark Vonderhaar	DT	Minnesota

Draft Notes

- 1a – Pick traded to Minnesota
- 1b – Pick acquired from Minnesota
- 1c – Pick acquired from New Orleans for RB Earl Campbell
- 2a – Pick traded to Denver for second round pick (from Tampa Bay, 36 overall) and fifth round pick (138 overall)
- 2b – Pick acquired from Denver (see 2a)
- 3a – Pick traded to New York Giants for RB Butch Woolfolk
- 3b – Pick traded to L.A. Raiders along with sixth round pick (143 overall) for C Jim Romano
- 3c – Pick acquired from Denver for WR Butch Johnson
- 5a – Pick traded to Dallas (see 1984, 2b)
- 5b – Pick acquired from Kansas City along with sixth round pick (153 overall) for DE Bob Hamm and 1986 fourth round pick (87 overall)
- 5c – Pick acquired from Denver (see 2a)
- 6a – Pick traded to L.A. Raiders (see 3b)
- 6b – Pick acquired from Kansas City (see 5b)

1984

Rd.	Pick	Player	Pos.	College
1	2	Dean Steinkuhler	T	Nebraska
2a	29	Doug Smith	DE	Auburn
2b	40	(Traded to Dallas)		
2c	54	Bo Eason	DB	California-Davis
3	58	Johnny Meads	LB	Nicholls State
4a	85	Mark Studaway	DE	Tennessee
4b	100	Patrick Allen	DB	Utah State
4c	102	(Traded to Washington)		
5	114	Robert Lyles	LB	Texas Christian
6a	141	John Grimsley	LB	Kentucky
6b	161	Eric Mullins	WR	Stanford
7	170	Willie Joyner	RB	Maryland
8	197	Kevin Baugh	WR	Penn State
9a	226	Jeff Donaldson	DB	Colorado
9b	227	Mike Johnson	DE	Illinois
9c	252	Mike Russell	LB	Toledo
10	253	(Traded to L.A. Rams)		
11	282	(Traded to L.A. Raiders)		
12	309	(Traded to L.A. Rams)		

Draft Notes

- 2b – Pick acquired from Minnesota (see 4b) and traded to Dallas along with 1985 fifth round pick (114 overall) and WR Mike Renfro for second round pick (54 overall) and WR Butch Johnson
- 2c – Pick acquired from Dallas (see 2b)
- 4b – Pick acquired from Minnesota along with second round pick (40 overall) for QB Archie Manning and TE Dave Casper
- 4c – Pick acquired from L.A. Rams and traded to Washington for 1985 third round pick (80 overall)

ALL-TIME DRAFT SELECTIONS

- 6b – Pick acquired from L.A. Rams (see 1983, 1a) and traded to Washington
- 9b – Pick acquired from N.Y. Giants (see 1983, 11)
- 9c – Pick acquired from L.A. Raiders for past considerations involving RB Tim Wilson for 11th round pick (282 overall)
- 10 – Pick traded to L.A. Rams for T Doug France
- 11 – Pick traded to L.A. Raiders (9c)
- 12 – Pick traded to L.A. Rams for past considerations

1983

Rd.	Pick	Player	Pos.	College
1a	2	(Pick traded to L.A. Rams)		
1b	9	Bruce Matthews	G	Southern California
2a	30	Harvey Salem	T	California
2b	42	Keith Bostic	DB	Michigan
3a	58	Tim Joiner	LB	Louisiana State
3b	69	Chris Dressel	TE	Stanford
3c	76	(Traded to Miami)		
3d	83	Steve Brown	DB	Oregon
4a	86	Greg Hill	DB	Oklahoma State
4b	88	Mike McCloskey	TE	Penn State
5a	114	Larry Moriarty	RB	Notre Dame
5b	139	Jerome Foster	DT	Ohio State
6	142	Steve Haworth	DB	Oklahoma
7	170	Herkie Walls	WR	Texas
8	198	Robert Thompson	LB	Michigan
9	226	Kevin Potter	DB	Missouri
10	253	(Traded to Green Bay)		
11	281	(Traded to N.Y. Giants)		
12	309	(Traded to N.Y. Giants)		

Draft Notes

- 1a – Pick traded to L.A. Rams for first round pick (3 overall), fourth round pick (88 overall) and 1984 fourth round pick (102 overall)
- 1b – Pick acquired from Seattle along with second round pick (42 overall) and third round pick (69 overall) for Oilers first round pick (3 overall from L.A. Rams)
- 2b – Pick acquired from Seattle (see 1b)
- 3b – Pick acquired from Seattle (see 1b)
- 3c – Pick acquired from Green Bay and traded to Miami (see 3d)
- 3d – Pick acquired from Miami along with fifth round pick (139 overall) for third round pick (76 overall)
- 4b – Pick acquired from L.A. Rams (see 1a)
- 5b – Pick acquired from Miami (see 3d)
- 10 – Pick traded to Green Bay for T Mark Koncar
- 11 – Pick traded to N.Y. Giants along with 12th round pick (309 overall) for 1984 ninth round pick (228 overall)
- 12 – Pick traded to N.Y. Giants (see 11)

1982

Rd.	Pick	Player	Pos.	College
1	8	Mike Munchak	G	Penn State
2a	35	(Pick traded to Oakland)		
2b	44	Oliver Luck	QB	West Virginia
3a	67	(Pick traded to L.A. Rams)		
3b	72	Stan Edwards	RB	Michigan
3c	77	Robert Abraham	LB	N.C. State
4	94	Steve Bryant	WR	Purdue
5	121	Malcolm Taylor	DE	Tennessee State
6	148	Gary Allen	RB	Hawaii
7	175	(Traded to Detroit)		
8	207	(Traded to L.A. Rams)		
9	234	Matt Bradley	DB	Penn State
10	261	Ron Reeves	QB	Texas Tech
11	287	Jim Campbell	TE	Kentucky
12	314	Donnie Craft	RB	Louisville

Draft Notes

- 2a – Pick traded to Oakland (see 1981, 1)
- 2b – Pick acquired from L.A. Rams along with 1982 third round pick (77 overall) for TE Mike Barber and 1982 third round pick (67 overall)
- 3a – Pick traded to L.A. Rams (see 2b)

- 3b – Pick acquired from N.Y. Giants for RB Rob Carpenter
- 7 – Pick traded to Detroit for CB Luther Bradley
- 8 – Pick traded to L.A. Rams TE Lewis Gilbert

1981

Rd.	Pick	Player	Pos.	College
1	21	(Traded to Oakland)		
2	48	(Traded to Oakland)		
3	79	Mike Holston	WR	Morgan State
4	106	Nick Eyre	T	Brigham Young
5	133	Delbert Fowler	LB	West Virginia
6	159	Bill Kay	DB	Purdue
7a	186	(Traded to Seattle)		
7b	193	Don Washington	DB	Texas A&M-Kingsville
8	217	Willie Tullis	WR	Troy State
9	243	Avon Riley	LB	UCLA
10	270	Larry Jones	RB	Colorado State
11	297	Claude Mathews	G	Auburn
12	324	Bill Capece	K	Florida State

Draft Notes

- 1 – Pick traded to Oakland along with 1981 second round pick (48 overall) and 1982 second round pick (35 overall) for TE Dave Casper
- 2 – Pick traded to Oakland (see 1)
- 7a – Pick traded to Seattle along with 1980 10th round pick (274 overall) for LB Sammy Green
- 7b – Pick acquired from Oakland (see 1980, 7a)

1980

Rd.	Pick	Player	Pos.	College
1	25	(Traded to New England)		
2a	38	Angelo Fields	T	Michigan State
2b	52	Daryle Skaugstad	DT	California
3	79	Tim Smith	WR	Nebraska
4	106	Chris Combs	TE	New Mexico
5	134	John Corker	LB	Oklahoma State
6	160	(Traded to New England)		
7a	182	Craig Bradshaw	QB	Utah State
7b	190	(Traded to N.Y. Jets)		
8	217	Harold Bailey	QB/TE	Oklahoma State
9	244	Ed Harris	RB	Bishop
10	274	(Traded to Seattle)		
11	301	Eddie Preston	WR	Western Kentucky
12	328	Wiley Pitts	WR	Temple

Draft Notes

- 1 – Pick traded to New England along with sixth round pick (160 overall) for T Leon Gray
- 2a – Pick acquired from Kansas City for QB Steve Fuller
- 6 – Pick traded to New England (see 1)
- 7a – Pick acquired from Oakland along with 1981 seventh round pick (193 overall) for DB Jack Tatum
- 7b – Pick traded to N.Y. Jets for WR Rich Caster
- 10 – Pick traded to Seattle along with 1981 seventh round pick (186 overall) for LB Sammy Green

1979

Rd.	Pick	Player	Pos.	College
1	23	(Traded to Kansas City)		
2a	31	Mike Stensrud	DE	Iowa State
2b	50	Jesse Baker	DE	Jacksonville State
3a	69	(Traded to Baltimore)		
3b	72	Kenny King	RB	Oklahoma
3c	78	(Traded to Tampa Bay)		
4	104	(Traded to San Diego)		
5	133	(Traded to Tampa Bay)		
6a	143	Daryl Hunt	LB	Oklahoma
6b	159	Mike Murphy	LB	S.W. Missouri
7	171	Tim Ries	DB	S.W. Missouri
8	214	Carter Hartwig	DB	Southern California
9	243	Rich Ellender	WR	McNeese State
10		(Pick used in 1978 supplemental draft)		

ALL-TIME DRAFT SELECTIONS

11	298	Mike Taylor	T	Georgia Tech
12	324	Wayne Wilson	RB	Shepherd

Draft Notes

- 1 – Pick traded to Kansas City for 1979 second round pick (31 overall) and 1980 second round pick (38 overall)
- 2a – Pick acquired in Kansas City trade (see 1)
- 3a – Pick traded to Baltimore for 1979 third round pick (72 overall) and seventh round pick (171 overall)
- 3b – Pick acquired in Baltimore trade (see 3a)
- 3c – Pick traded to Tampa Bay (see 1978, 1a)
- 4 – Pick traded to San Diego for QB Neal Jeffrey
- 5 – Pick traded to Tampa Bay (see 1978, 1a)
- 6a – Pick acquired from Buffalo for T Elbert Drungo
- 7 – Pick acquired in Baltimore trade (see 3a)
- 10 – Pick used on WR Johnnie Dirden (Sam Houston State) in 1978 supplemental draft

1978

Rd.	Pick	Player	Pos.	College
1a	1	Earl Campbell	RB	Texas
1b	17	(Traded to Tampa Bay)		
2	44	(Traded to Tampa Bay)		
3	73	Gifford Nielsen	QB	Brigham Young
4	98	Mike Renfro	WR	Texas Christian
5	127	(Traded to Kansas City)		
6	154	Conrad Rucker	TE	Southern
7	183	(Traded to Buffalo)		
8	210	J.C. Wilson	DB	Pittsburgh
9	239	Jim Mol	DE	Morningside
10	266	Steve Young	TE	Wake Forest
11	295	Willie Thicklen	WR	Alabama State
12	322	John Schuhmacher	G	Southern California

Draft Notes

- 1a – Pick acquired from Tampa Bay for 1978 first round pick (17 overall) and second round pick (44 overall), 1979 third round pick (78 overall) and fifth round pick (133 overall) and TE Jimmie Giles
- 1b – Pick traded to Tampa Bay (see 1a)
- 5 – Pick traded to Kansas City for WR Otis Taylor
- 7 – Pick traded to Buffalo for DE Jimmy Dean

1977

Rd.	Pick	Player	Pos.	College
1	11	Morris Towns	T	Missouri
2	38	George Reihner	G	Penn State
3a	65	(Traded to San Francisco)		
3b	66	Tim Wilson	RB	Maryland
3c	70	Jimmie Giles	TE	Alcorn State
3d	84	Rob Carpenter	RB	Miami (Ohio)
4a	95	(Traded to Kansas City)		
4b	98	Warren Anderson	WR	West Virginia State
5		(Choice forfeited)		
6a	148	Gary Woolford	DB	Florida State
6b	165	David Carter	C	Western Kentucky
7	178	(Traded to New York Giants)		
8a	198	Steve Davis	WR	Georgia
8b	205	Eddie Foster	WR	Houston
9	232	Bill Currier	DB	South Carolina
10	262	Harvey Hull	LB	Mississippi State
11	289	Al Romano	LB	Pittsburgh
12	316	Ove Johansson	K	Abilene Christian

Draft Notes

- 3a – Pick traded to San Francisco along with 1976 first round pick (21 overall) for RB Vic Washington
- 3b – Pick acquired from Green Bay along QB John Hadl and DB Ken Ellis for QB Lynn Dickey
- 3c – Pick acquired from Miami along with fourth round pick (98 overall) for CB Ken Ellis
- 3d – Pick acquired from Oakland for WR Emmett Edwards
- 4a – Pick traded to Kansas City along with 1976 fifth round pick (144

overall) for WR Elmo Wright

- 4b – Pick acquired in Miami trade (see 3c)
- 6b – Pick acquired from New England
- 7 – Pick traded to N.Y. Giants for RB Joe Dawkins
- 8a – Pick acquired from Seattle for WR Steve Largent

1976

Rd.	Pick	Player	Pos.	College
1	21	(Traded to San Francisco)		
2	48	Mike Barber	TE	Louisiana Tech
3	79	(Traded to Kansas City)		
4a	113	(Traded to Oakland)		
4b	117	Steve Largent	WR	Tulsa
5	144	(Traded to Kansas City)		
6	173	Todd Simonsen	T	South Dakota State
7a	197	Larry Harris	DT	Oklahoma State
7b	202	(Traded to New England)		
8	229	Bobby Simon	T	Grambling State
9	256	Art Stringer	LB	Ball State
10	284	Steve Kincannon	QB	Humboldt State
11	311	Skip Walker	RB	Texas A&M
12a	324	Larry Bell	T	East Texas State
12b	337	(Traded to San Diego)		
13	368	Dan O'Rourke	WR	Colorado State
14	395	John Reimer	T	Wisconsin
15	422	Bobby Byars	DT	Cheyney
16	452	Claude Johnson	LB	Florida A&M
17	479	Allen Misher	WR	LSU

Draft Notes

- 1 – Pick traded to San Francisco along with 1977 third round pick (65 overall) for RB Vic Washington
- 3 – Pick traded to Kansas City
- 4a – Pick traded to Oakland along with 1975 fifth round pick (115 overall) for S Tommy Maxwell
- 4b – Pick acquired from L.A. Rams
- 5 – Pick traded to Kansas City along with 1977 fourth round pick (95 overall) for WR Elmo Wright
- 7a – Pick acquired from Denver for DB Jeff Severson
- 7b – Pick traded to New England for TE Bob Adams
- 12a – Pick acquired from Cleveland for WR Willie Miller
- 12b – Pick traded to San Diego for WR Jerry LeVias

1975

Rd.	Pick	Player	Pos.	College
1a	6	Robert Brazile	LB	Jackson State
1b	15	Don Hardeman	RB	Texas A&M-Kingsville
2	40	Emmett Edwards	WR	Kansas
3	65	(Traded to Atlanta)		
4	90	(Traded to Dallas)		
5	115	(Traded to Oakland)		
6	146	Jesse O'Neal	DE	Grambling State
7a	162	Mike Biehle	T	Miami (Ohio)
7b	171	Mark Cotney	DB	Cameron
8	196	Jerry Lawrence	DT	South Dakota State
9	221	Bob Bruer	TE	Minn St.-Mankato
10	246	Alan Pringle	K	Rice
11	271	John Sawyer	TE	Southern Mississippi
12	302	Willie Miller	WR	Colorado State
13	327	Ricky Scales	WR	Virginia Tech
14	352	Jody Medford	G	Rice
15	377	Jack Holmes	RB	Texas Southern
16	402	Ken Lambert	DB	Virginia Tech
17	427	Ricky Seeker	C	Texas A&M

Draft Notes

- 1a – Pick acquired from Kansas City along with DT Curley Culp for DE John Matuszak
- 3 – Pick traded to Atlanta for LB Buane Benson
- 4 – Pick traded to Dallas for WR Mike Montgomery
- 5 – Pick traded to Oakland along with 1976 fourth round pick (113 overall) for S Tommy Maxwell

ALL-TIME DRAFT SELECTIONS

- 7a – Pick acquired from Kansas City for RB Bill Thomas

1974

Rd.	Pick	Player	Pos.	College
1	1	(Traded to Dallas)		
2	27	(Traded to Buffalo)		
3	53	(Traded to Dallas)		
4	79	Steve Manstedt	LB	Nebraska
5	105	(Traded to Washington)		
6a	131	(Traded to New Orleans)		
6b	154	Booker Brown	G	Southern California
7	157	Leonard Fairley	DB	Alcorn State
8	183	Mike McCoy	DB	Western Kentucky
9	209	(Traded to New England)		
10	235	(Traded to New Orleans)		
11	261	Steve Taylor	C	Auburn
12	287	Ricky Browne	LB	Florida
13	313	Dan Dixon	G	Boise State
14	339	(Traded to Buffalo)		
15	365	Billy Johnson	WR	Widener
16	391	Matthew Williams	RB	N.E. Louisiana
17	417	Bill Hedge	T	N.W. Missouri State

Draft Notes

- 1 – Pick traded to Dallas along with 1974 third round pick (53 overall) for DE Tody Smith and WR Billy Parks
- 2 – Pick traded to Buffalo for LB Al Cowlings
- 3 – Pick traded to Dallas (see 1)
- 5 – Pick traded to Washington for S Alvin Haymond
- 6a – Pick traded to New Orleans along with 10th round pick (235 overall) for RB James Ford
- 6b – Pick acquired from L.A. Rams for DE Bob Crum
- 9 – Pick traded to New England for LB Steve Kiner
- 10 – Pick traded to New Orleans (see 6a)
- 14 – Pick traded to Buffalo for T Levert Carr

1973

Rd.	Pick	Player	Pos.	College
1a	1	John Matuszak	DE	Tampa
1b	14	George Amundson	RB	Iowa State
2	27	(Traded to Kansas City)		
3a	53	(Traded to New Orleans)		
3b	61	(Traded to Baltimore)		
4	79	Gregg Bingham	LB	Purdue
5	105	Edesel Garrison	WR	Southern California
6	131	Ron Mayo	TE	Morgan State
7	157	Shelby Jordan	T	Washington (Mo.)
8	183	Joe Blahak	DB	Nebraska
9	209	Mark Williams	K	Rice
10	235	Darrell Vaughn	DT	Northern Colorado
11	261	Larry Eaglin	DB	Stephen F. Austin
12	287	Brad Lyman	WR	UCLA
13	313	Willie Martin	G	N.E. Oklahoma
14	339	Ron Lou	C	Arizona State
15	365	Roger Goree	LB	Baylor
16	391	Tim Dameron	WR	East Carolina
17	417	Randy Braband	LB	Texas

Draft Notes

- 1b – Pick acquired from Atlanta for DT Mike Tilleman
- 2 – Pick traded to Kansas City
- 3a – Pick traded along with 1972 second round pick (31 overall) for DT Mike Tilleman
- 3b – Pick acquired from Denver for QB Charley Johnson; Pick traded to Baltimore for C Bill Curry

1972

Rd.	Pick	Player	Pos.	College
1	6	Greg Sampson	DE	Stanford
2	31	(Traded to New Orleans)		
3a	56	Lewis Jolley	RB	North Carolina
3b	75	Solomon Freelon	G	Grambling State

4	84	(Traded to St. Louis)		
5	109	(Traded to Denver)		
6a	134	Joe Bullard	DB	Tulane
6b	136	Elmer Allen	LB	Mississippi
7	162	Eric Hutchinson	DB	Northwestern
8	187	Guy Roberts	LB	Maryland
9	212	Willie Postler	T	Montana
10a	240	Rhett Dawson	WR	Florida State
10b	259	Jimmy Butler	TE	Tulsa
11	264	Ron Evans	T	Baylor
12	290	Willie Rodgers	RB	Jackson State
13	318	Willie Roberts	DB	Houston
14	343	Gary Crockett	C	Lamar
15	368	(Traded to Pittsburgh)		
16	396	Guy Murdock	C	Michigan
17	421	Kelly Cochrane	QB	Miami (Fla.)

Draft Notes

- 2 – Pick traded along with 1973 third round pick (53 overall) for DT Mike Tilleman
- 3b – Pick acquired from Kansas City
- 4 – Pick traded to St. Louis for LB Dave Olerich
- 5 – Pick traded to Denver for Cleo Johnson
- 6b – Pick acquired from Denver
- 15 – Pick traded to Pittsburgh for Worthy McClure

1971

Rd.	Pick	Player	Pos.	College
1	3	Dan Pastorini	QB	Santa Clara
2	31	(Traded to New Orleans)		
3	56	Lynn Dickey	QB	Kansas State
4	81	Larron Jackson	T	Missouri
5	109	Willie Armstrong	RB	Grambling State
6	134	Willie Alexander	DB	Alcorn State
7a	159	Phil Croyle	LB	California
7b	174	Larry Watson	T	Morgan State
8	187	(Traded to Denver)		
9	212	Floyd Rice	TE	Alcorn State
10	237	Russ Price	DE	North Carolina Central
11	265	Macon Hughes	WR	Rice
12	290	John Thompson	G	Minnesota
13	315	Joe Hoing	G	Arkansas Tech
14	343	Dick Adams	DB	Miami (Ohio)
15	368	Andy Hopkins	RB	Stephen F. Austin
16	393	Moses Denson	RB	Maryland-E. Shore
17	421	Calvin Fox	LB	Michigan State

Draft Notes

- 2 – Pick traded to New Orleans
- 7b – Pick acquired from New York Giants
- 8 – Pick traded to Denver

1970

Rd.	Pick	Player	Pos.	College
1	14	Doug Wilkerson	G	North Carolina Central
2a	31	Leo Brooks	DT	Texas
2b	40	Bill Dusenberry	RB	Johnson Smith
3	66	(Traded to Cleveland)		
4	92	Spike Jones	P	Georgia
5a	110	Ron Saul	G	Michigan State
5b	118	Ed Duley	DT	Northern Arizona
6	144	Benny Johnson	DB	Johnson Smith
7	170	Charles Olson	DB	Concordia College
8	196	Mike McClish	T	Wisconsin
9	222	Charles Blossom	DE	Texas Southern
10	248	Joe Dawkins	RB	Wisconsin
11	274	Robert Morris	C	Duke
12	300	Richard Dawkins	TE	Johnson Smith
13	326	Jess Lewis	LB	Oregon State
14	352	Claire Rasmussen	G	Wisconsin-Oshkosh
15	378	Dave Sharp	T	Stanford
16		No choice		

ALL-TIME DRAFT SELECTIONS

17 430 Julian Fagan P Mississippi

Draft Notes

- 2a – Pick acquired from Boston
- 3 – Pick traded to Cleveland
- 5a – Pick acquired from Cincinnati
- 16 – Pick used on underclassman (WR Chris Myers, Kenyon)

1969

Rd.	Pick	Player	Pos.	College
1	15	Ron Pritchard	LB	Arizona State
2	40	Jerry LeVias	WR	Southern Methodist
3a	65	Elbert Drungo	T	Tennessee State
3b	78	Rich Johnson	RB	Illinois
4a	93	Charlie Joiner	WR	Grambling
4b	96	Roy Gerela	K	New Mexico State
5	118	Johnny Peacock	S	Houston
6	143	Willie Grate	WR	South Carolina State
7	171	Mike Richardson	RB	Southern Methodist
8	196	Glenn Woods	DT	Prairie View
9	221	Ed Watson	LB	Grambling
10a	249	Joe Pryor	TE	Boston College
10b	256	Bob Naponic	QB	Illinois
11	274	Terry May	DE	Southern Methodist
12	299	George Resley	DT	Texas A&M
13	327	Richard Pickens	RB	Tennessee
14	352	Roy Don Reeves	DB	South Carolina
15	377	John Tyszkiewicz	G	Chattanooga
16	405	Lloyd Wainscott	LB	Texas
17	430	Hank Autry	C	Southern Mississippi

Draft Notes

- 3b – Pick acquired from New York Jets
- 4b – Pick acquired from San Diego
- 10b – Pick acquired from Oakland

1968

Rd.	Pick	Player	Pos.	College
1	22	(Traded to Kansas City)		
2	49	Mac Haik	WR	Mississippi
3	77	Elvin Bethea	DE	North Carolina A&T
4	105	Jim Beirne	WR	Purdue
5	133	Bob Longo	TE	Pittsburgh
6	160	(Traded to Cincinnati)		
7	187	Paul Toscano	DB	Wyoming
8	214	(Traded to New York)		
9a	224	Bob Robertson	T	Illinois
9b	240	(Traded to Miami)		
10a	263	Joe Peace	LB	Louisiana Tech
10b	268	Tom Domres	DT	Wisconsin
11	295	Bill Halley	TE	La Verne
12	322	Barry Lischner	RB	Missouri
13	349	Jim Dousay	RB	Louisiana State
14	376	Rich Stotter	LB	Houston
15	403	(Traded to San Diego)		
16	430	Bob Smith	S	Miami (Ohio)
17	457	Billy Alsbrooks	DB	North Carolina Central

Draft Notes

- 1 – Pick traded to Kansas City along with QB Jacky Lee and DT Ernie Ladd for QB Pete Beathard
- 6 – Pick traded to Cincinnati
- 8 – Pick traded to New York Jets
- 9a – Pick acquired from Boston
- 9b – Pick traded to Miami
- 10a – Pick acquired from San Diego
- 15 – Pick traded to San Diego

1967

Rd.	Pick	Player	Pos.	College
1a	5	George Webster	LB	Michigan State
1b	23	Tom Regner	G	Notre Dame

2a	30	Bob Davis	QB	Virginia
2b	49	Roy Hopkins	RB	Texas Southern
3	56	Larry Carwell	CB	Iowa State
4	86	Carel Stith	DT	Nebraska
5a	111	Pete Johns	S	Tulane
5b	118	Willie Parker	DT	Arkansas AM&N
5c	127	Zeke Moore	CB	Lincoln
6	136	Pete Barnes	LB	Southern
7	164	Ed Carrington	TE	Virginia
8a	189	Johnny Brunson	RB	Benedict
8b	201	Sharon Washington	WR	N.E. Missouri
9	214	Ken Houston	S	Prairie View
10a	242	Woody Campbell	RB	Northwestern
10b	261	Tim Sheehan	C	Stanford
11	267	Harold Decker	DE	Kalamazoo
12	292	(Traded to Buffalo)		
13	319	(Traded to Buffalo)		
14	345	Henry Hailstock	G	Lincoln
15	370	Marvin McQueen	LB	Mississippi
16	398	Rex Keeling	K	Samford
17	423	Larry Lee	WR	Texas A&M

Draft Notes

- 1b – Pick acquired from Dallas along with second round pick (49 overall) and two fifth round picks (118 and 127 overall) for T Ralph Neely
- 2b – Pick acquired from Dallas (see 1b)
- 5b – Pick acquired from Dallas (see 1b)
- 5c – Pick acquired from Dallas (see 1b)
- 8b – Pick acquired from Oakland
- 10b – Pick acquired from Kansas City for C Wayne Frazier in 1966
- 12 – Pick traded to Buffalo
- 13 – Pick traded to Buffalo

1966 Redshirt Draft

Rd.	Pick	Player	Pos.	College
1		Tom Fisher	LB	Tennessee
2		Tim Van Galder	QB	Iowa State
3		Ralph Dunlop	T	Baylor
4		Bill Davis	QB	Lamar Tech
5		Richard Gover	T	Virginia State
6		John Gary	T	Grambling
7		Clyde Pettaway	T	North Carolina A&T
8		Roger Marshall	QB	Baylor
9		Lee Garner	LB	Mississippi
10		Dan Goich	T	California
11		Charles Arkwright	T	Georgia

1966

Rd.	Pick	Player	Pos.	College
1	5	Tommy Nobis	LB	Texas
2	12	Stan Hindman	G	Mississippi
3	21	George Rice	DT	Louisiana State
4	28	George Allen	T	West Texas State
5	37	Hoyle Granger	FB	Mississippi State
6	45	Dave Long	E	Iowa
7	54	Hartwell Menefee	DB	New Mexico State
8	67	Dan Bland	DB	Mississippi State
9	77	Dick Suffell	DB	S.W. Texas State
10	86	Wilbur Aylor	G	S.W. Texas State
11	95	Monte Ledbetter	E	N.W. Louisiana
12	104	Harry Day	E	Memphis State
13	113	Fred Zimmerman	LB	Toledo
14	122	Butch Lince	T	North Dakota
15	131	Tommy Dillard	T	Austin Peay
16	140	Steve Smith	E	Michigan
17	149	Lyle Loebach	T	Simpson
18	158	Ed Buzzell	QB	Ottawa
19	167	Frank Fuller	T	Drake
20	176	Dave Odegaard	T	Bemidji State

ALL-TIME DRAFT SELECTIONS

1965 Redshirt Draft

Rd.	Pick	Player	Pos.	College
1		Donny Anderson	HB	Texas Tech
2		Glen Ray Hines	T	Arkansas
3		Mike Shinn	E	Kansas
4		Ollie Cordill	QB	Memphis State
5		Jerry Crumpler	T	Missouri
6		(Pick to Oakland)		
7		Leo Lowery	FB	Texas Tech
8		Len Sears	T	South Carolina
9		Tom Bleick	HB	Georgia Tech
10		George Hafner	QB	McNeese State
11		Bill Anderson	QB	Tulsa
12		Harlan Lane	E	Baylor

1965

Rd.	Pick	Player	Pos.	College
1	2	Lawrence Elkins	E	Baylor
2a	10	Malcolm Walker	C	Rice
2b	15	Ralph Neely	T	Oklahoma
3	18	Ernie Koy	HB	Texas
4	26	Bobby Maples	LB	Baylor
5	34	Frank Molden	T	Jackson State
6	42	Dennis Murphy	T	Florida State
7		(Pick to Kansas City)		
8a	58	Ray Ogden	HB	Alabama
8b	59	Roy Hilton	LB	Jackson State
9	66	George Kinney	DT	Wiley
10	74	Maxie Williams	G	S.E. Louisiana
11		(Pick to Oakland)		
12	90	Bob Reed	G	Tennessee State
13	98	Bob Felts	HB	Florida A&M
14	106	Norman Evans	T	Texas Christian
15	114	Tony Guillory	LB	Lamar Tech
16	122	Junior Coffey	RB	Washington
17	130	Jim Grisham	FB	Oklahoma
18a	138	Russ Mundy	FB	West Texas State
18b	143	Russell Wayt	LB	Rice
19	146	Frank Fox	T	Sam Houston State
20	154	Gus Brezina	G	Houston

Draft Notes

- 2b – Pick acquired from Boston
- 7 – Pick traded to Kansas City
- 8b – Pick acquired from Oakland
- 11 – Pick traded to Oakland

1964

Rd.	Pick	Player	Pos.	College
1	6	Scott Appleton	DT	Texas
2a	9	Charley Taylor	HB	Arizona State
2b	14	Billy Truax	E	Louisiana State
3	22	Bobby Crenshaw	G	Baylor
4	30	Ode Burrell	HB	Mississippi State
5a	33	John Varnell	DT	West Texas State
5b	38	Sid Blanks	HB	Texas A&I
6	46	Dave Wilcox	DE	Oregon
7	54	(Traded to Denver)		
8	62	Ezell Seals	HB	Prairie View
9	70	Jerry Burton	HB	N.W. Louisiana
10	78	Sammy Odeom	LB	N.W. Louisiana
11	86	Owen Dejanovich	G	Arizona State
12	94	Benny Nelson	DB	Alabama
13	102	(Traded to Kansas City)		
14	110	Ken Henson	C	Texas Christian
15	118	Pat Crain	FB	Clemson
16	126	Bill Munson	QB	Utah State
17	134	Dick Leeuwenburg	T	Stanford
18	142	Bob Nichols	T	Stanford
19	150	Carl Robinson	T	Prairie View
20	158	Pete Jaquess	DB	Eastern New Mexico

21	166	Jerry Cole	E	S.W. Texas State
22	174	Ed Kessler	FB	North Carolina
23	182	Jim Whitehead	T	Georgia
24	190	John Garrett	LB	Oklahoma
25	198	Dick Bowe	T	Rice
26	206	Alex Zenko	T	Kent State

Draft Notes

- 2a – Pick acquired from Denver
- 5a – Pick acquired from Denver
- 7 – Pick traded to Denver
- 13 – Pick traded to Kansas City

1963

Rd.	Pick	Player	Pos.	College
1	6	Danny Brabham	LB	Arkansas
2	15	Don Estes	T	Louisiana State
3	22	Jerry Cook	HB	Texas
4a	25	Lee Roy Caffey	LB	Texas A&M
4b	31	Jerry Hopkins	C	Texas A&M
5a	33	Homer Jones	RB	Texas Southern
5b	38	Don Chuy	T	Clemson
6	47	Lionel Aldridge	DE	Utah State
7	54	Johnny Baker	LB	Mississippi State
8	63	Jim Burson	HB	Auburn
9	70	Ed Burke	T	Notre Dame
10	78	(Traded to Denver)		
11a	84	Tom Brown	G	Pittsburgh
11b	86	(Traded to Boston)		
12	95	(Traded to Oakland)		
13	102	(Traded to Oakland)		
14	111	Don Trull	QB	Baylor
15	118	No choice		
16	127	Rex Benson	T	Miami
17	134	Jerry Griffin	E	Louisiana Tech
18	143	Paul Lea	HB	Oklahoma
19	150	Bob Hoover	HB	Florida
20	159	Wayne Lee	C	Oklahoma
21	166	Staley Faulkner	T	Texas
22	175	Sam Byer	LB	Texas A&M
23	182	Gene Raesz	E	Rice
24	191	Bob Burton	T	Grambling
25	198	Gary Kaltenbach	T	Pittsburgh
26	207	Dave Thiesen	HB	Nebraska
27	214	Al Hildebrand	T	Stanford
28	223	Tim Stein	C	Miami (Ohio)
29	230	Oliver Ross	T	West Texas State

Draft Notes

- 4a – Pick acquired from Oakland
- 5a – Pick acquired from Oakland
- 10 – Pick traded to Denver
- 11a – Pick acquired from Buffalo
- 11b – Pick traded to Boston
- 12 – Pick traded to Oakland
- 13 – Pick traded to Oakland
- 15 – Pick used on underclassman (HB Joe Don Looney, Oklahoma)

1962

Rd.	Pick	Player	Pos.	College
1	7	Ray Jacobs	DT	Howard Payne
2	15	Earl Gros	FB	Louisiana State
3	23	Pete Case	T	Georgia
4a	30	Gary Cutsinger	DE	Oklahoma State
4b	31	(Traded to San Diego)		
5	39	Bill Rice	E	Alabama
6	47	Ray Pinion	G	Texas Christian
7	55	Gus Gonzales	G	Tulane
8	63	Clyde Brock	DT	Utah State
9	71	Larry Onesti	LB	Northwestern
10	79	Bob Moses	E	Texas

ALL-TIME DRAFT SELECTIONS

11	87	John Thomas	G	McMurry
12	95	Jack Collins	HB	Texas
13	103	Royce Cassell	E	New Mexico State
14	111	Glynn Griffing	QB	Mississippi
15	119	Ken Shaffer	T	Marquette
16	127	Bill Ray Adams	FB	Mississippi
17	135	Bill Miller	DT	N.M. Highlands
18	143	Art Perkins	HB	North Texas State
19	151	Bobby Jancik	DB	Lamar Tech
20	159	Joe Bob Isbell	G	Houston
21	167	Roland Jackson	FB	Rice
22	175	Ken Bolin	HB	Houston
23	183	Bill Van Buren	C	Iowa
24	191	Boyd Melvin	T	Northwestern
25	199	Bob Johnson	T	Rice
26	207	Harold Hays	G	Mississippi Southern
27	215	Roger McFarland	HB	Kansas
28	223	Gary Henson	E	Colorado
29	231	Ron Osborne	T	Clemson
30	239	Bob Clemens	HB	Pittsburgh
31	247	Al Kimbrough	HB	Northwestern
32	255	Bernard Wyatt	HB	Iowa
33	263	Al Lerderle	E	Georgia Tech
34	271	Don Talbert	T	Texas

Draft Notes

- 4a – Pick acquired from Boston
- 4b – Pick traded to San Diego

1961

Rd.	Pick	Player	Pos.	College
1	8	Mike Ditka	E	Pittsburgh
2	16	Tom Goode	C	Mississippi State
3	24	Walter Suggs	T	Mississippi State
4	32	Bobby Walden	HB	Georgia
5	40	Monte Lee	LB	Texas
6	48	Jake Gibbs	QB	Mississippi
7	56	Dick Reynolds	T	N.C. State
8	64	Houston Antwine	G	Southern Illinois
9	72	Ralph White	T	Bowling Green
10	80	Charles Lee	C	Iowa
11	88	Robert Bird	G	Bowling Green
12	96	Bob McLeod	E	Abilene Christian
13	104	Gerald Hinton	G	Louisiana Tech
14	112	Jimmy King	T	Clemson
15	120	Dennis Ferriter	C	Marquette
16	128	Larry Wood	HB	Northwestern
17	136	Sam Fewell	T	South Carolina
18	144	Ike Grimsley	HB	Michigan State
19	152	Myron Pearson	HB	Colorado
20	160	Lewis Johnson	HB	Florida A&M
21	168	Ron Miller	QB	Wisconsin
22	176	Bob Kelly	E	New Mexico State
23	184	James Anderson	FB	Mississippi
24	192	Ken Gregory	E	Whittier
25	200	Jack Kreider	HB	Tulsa
26	208	Don Fuell	QB	Mississippi Southern
27	216	Boyd King	C	Rice
28	224	John Frongillo	C	Baylor
29a	229	Tom Lewis	E	Lake Forest
29b	232	Errol Linden	DE	Houston
30	240	Jim Stroud	T	Rice

Draft Notes

- 29a – Pick acquired from N.Y. Titans

1960**First Selections**

Player	Pos.	College
Peter Arena	G	Northwestern
Dick Bass	HB	Pacific West
William Bohler	T	St. Ambrose
Larry Cadwell	T	Louisville
Billy Cannon	HB	Louisiana State
Doug Cline	LB	Clemson
DeJustice Coleman	HB	Illinois
Bob Crandall	HB	New Mexico
Cleatus Drinnon	C	Hardin-Simmons
John Gremer	G	Illinois
George Herring	T	North Texas State
Don Hitt	C	Oklahoma State
Steve Johnson	QB	Pepperdine
John Lands	E	Montana
Jacky Lee	QB	Cincinnati
Bruce Maher	HB	Detroit
Don Mattson	T	Southern California
Mike McGee	G	Duke
Hugh McInnis	E	Mississippi State
Max Messner	T	Cincinnati
George Mulholland	E	New Mexico State
Gary O'Steen	HB	Alabama
Gene Prebola	E	Boston University
Palmer Pyle	T	Michigan State
William Roach	T	Texas Christian
Christian Simms	E	Rutgers
Phillip Snowden	QB	Missouri
Don Underwood	T	McNeese State
Duane Whetstone	FB	George Washington
Bob White	FB	Ohio State
Maury Youmans	T	Syracuse

Second Selections

Player	Pos.	College
Clair Branch	RB	Texas
Dave Chamberlain	HB	Miami (Ohio)
Stan Fanning	DE	Idaho
Don Cochran	T	Alabama
Jim Glasgow	T	Jackson State
Dave Graham	E	Virginia
Bob Haas	HB	Missouri
Lowell Hughes	QB	Kent State
Dale Johannson	T	Augustana
Jim Marshall	DT	Ohio State
Ron Morrison	T	New Mexico
Jerry Muennink	C	Texas
Paul Oglesby	T	UCLA
John Peppercorn	E	Kansas
Bob Peterson	C	Oregon
Bob Talamini	G	Kentucky
Bob Towns	E	Georgia
Bob Wasden	E	Auburn
Jim Welch	HB	Southern Methodist
Jim Wolff	HB	Panhandle A&M

ALL-TIME TITANS/OILERS PICKS BY UNIVERSITY (1960–PRESENT)

School	Picks	School	Picks	School	Picks	School	Picks
Texas	20	Arkansas	5	Marquette	2	Jacksonville State	1
Oklahoma	15	Fresno State	5	Memphis State	2	Kalamazoo	1
Auburn	14	Hawaii	5	Middle Tennessee State	2	La Verne	1
Baylor	14	Iowa State	5	Mississippi Southern	2	Lake Forest	1
Penn State	14	Jackson State	5	Nicholls State	2	Maryland-Eastern Shore	1
Alabama	13	Louisiana Tech	5	North Carolina A&T	2	Massachusetts	1
Michigan State	13	Louisville	5	North Texas State	2	McMurry	1
Rice	13	Minnesota	5	Northern Arizona	2	Minnesota State-Mankato	1
Houston	12	New Mexico State	5	Southwest Missouri	2	Minnesota-Duluth	1
Louisiana State	12	Texas Tech	5	Samford	2	Morningside	1
Texas A&M	12	Tulane	5	South Carolina State	2	North Dakota	1
Miami (Fla.)	11	Arizona State	4	South Dakota State	2	North Dakota State	1
Mississippi	11	Brigham Young	4	Southern	2	Northeast Louisiana	1
Mississippi State	11	Colorado	4	Texas A&M-Kingsville	2	Northeast Missouri	1
Southern California	11	Colorado State	4	Toledo	2	Northeast Oklahoma	1
Tennessee	11	Lamar	4	Troy State	2	Northern Colorado	1
Clemson	10	Maryland	4	Texas-El Paso	2	Northern Iowa	1
Florida State	10	Prairie View	4	Wake Forest	2	Northwest Missouri State	1
Illinois	10	Syracuse	4	Wyoming	2	New Mexico Highlands	1
Northwestern	10	Tennessee State	4	Air Force	1	Nevada	1
Purdue	10	Texas Southern	4	Akron	1	Oregon State	1
Stanford	10	Tulsa	4	Alabama-Birmingham	1	Ottawa	1
Wisconsin	10	Virginia	4	Angelo State	1	Pacific West	1
Florida	9	Washington State	4	Arkansas AM&N	1	Panhandle A&M	1
Georgia	9	Boston College	3	Arkansas Tech	1	Pepperdine	1
Missouri	9	Cincinnati	3	Augustana	1	Portland State	1
Notre Dame	9	East Carolina	3	Austin Peay	1	Richmond	1
Pittsburgh	9	Florida A&M	3	Bemidji State	1	Sam Houston State	1
Grambling State	8	Johnson Smith	3	Benedict	1	Santa Clara	1
Miami (Ohio)	8	McNeese State	3	Bishop	1	Shepherd	1
Michigan	8	Montana	3	Boise State	1	Simpson	1
Nebraska	8	Morgan State	3	Boston University	1	Southeast Louisiana	1
Texas Christian	8	New Mexico	3	Brown	1	Southeast Missouri State	1
Utah	8	North Carolina Central	3	Cal State-Chico	1	Southern Illinois	1
West Virginia	8	Northern Illinois	3	California, Pa.	1	Southern Utah	1
Arizona	7	Northwestern State (La.)	3	Cameron	1	St. Ambrose	1
California	7	Rutgers	3	Central Arkansas	1	Tampa	1
Iowa	7	Southwest Texas State	3	Central Florida	1	Temple	1
Ohio State	7	Stephen F. Austin	3	Chattanooga	1	Texas A&I	1
Oklahoma State	7	Virginia Tech	3	Cheyney	1	Vanderbilt	1
Alcorn State	6	West Texas State	3	Concordia College (MN)	1	Virginia State	1
Georgia Tech	6	Western Kentucky	3	Connecticut	1	Washburn	1
Kansas	6	Abilene Christian	2	Detroit	1	Washington (Mo.)	1
Kentucky	6	Alabama State	2	Drake	1	West Texas State	1
North Carolina	6	Ball State	2	East Texas State	1	West Virginia State	1
North Carolina State	6	Bowling Green	2	Eastern Michigan	1	West Virginia Tech	1
Oregon	6	California-Davis	2	Eastern New Mexico	1	Whittier	1
South Carolina	6	Duke	2	Eastern Washington	1	Widener	1
Southern Methodist	6	Humboldt State	2	Florida Atlantic	1	Wiley	1
Southern Miss	6	Indiana	2	George Washington	1	William & Mary	1
UCLA	6	Kansas State	2	Hardin-Simmons	1	Winston-Salem State	1
Utah State	6	Kent State	2	Howard Payne	1	Wisconsin-Oshkosh	1
Washington	6	Lincoln	2	Idaho	1	Wisconsin-Stout	1

TITANS TRADE HISTORY SINCE 1997

2017 TRADES

Trade Date/Teams	Compensation	Overall	Player Selected	Note
1. April 28, 2017 (Draft Day Trade)				
New England Receives:	Draft Choice:	Round 3, 2017	#83	DE Derek Rivers
	Draft Choice:	Round 4, 2017	#124	LB Jalen Reeves-Maybin
Tennessee Receives:	Draft Choice:	Round 3, 2017	#72	WR Taywan Taylor
	Draft Choice:	Round 6, 2017	#200	T Adam Bisnowaty
				Pick traded to Detroit
				Pick originally from Carolina
				Pick traded to N.Y. Giants; originally from Indianapolis
2. April 29, 2017 (Draft Day Trade)				
Philadelphia Receives:	Draft Choice:	Round 5, 2017	#164	G Isaac Asiata
	Draft Choice:	Round 6, 2017	#214	DT Elijah Qualls
Tennessee Receives:	Draft Choice:	Round 5, 2017	#155	LB Jayon Brown
				Pick traded to Miami
				Pick originally from Atlanta
3. April 29, 2017 (Draft Day Trade)				
N.Y. Giants Receive:	Draft Choice:	Round 6, 2017	#200	T Adam Bisnowaty
				Pick originally from Indianapolis through New England
Tennessee Receives:	Draft Choice:	Round 6, 2017	#207	DB Brandon Wilson
	Draft Choice:	Round 7, 2017	#241	RB Khalfani Muhammad
				Pick traded to Cincinnati
4. April 29, 2017 (Draft Day Trade)				
Cincinnati Receives:	Draft Choice:	Round 6, 2017	#207	DB Brandon Wilson
Tennessee Receives:	Draft Choice:	Round 6, 2017	#217	OL Corey Levin
	Draft Choice:	Round 7, 2017	#227	OLB Josh Carraway
				Pick originally from N.Y. Giants
				Compensatory pick

2016 TRADES

Trade Date/Teams	Compensation	Overall	Player Selected	Note
1. March 9, 2016				
Philadelphia Receives:	Draft Choice:	Round 4, 2016	#100	QB Connor Cook
				Pick traded from Philadelphia to Cleveland to Oakland
Tennessee Receives:	Player:	RB DeMarco Murray		
	Draft Choice:	Round 4, 2016	#113	LB Nick Kwiatkoski
				Pick traded from Tennessee to Los Angeles to Chicago
2. April 14, 2016				
Los Angeles Receives:	Draft Choice:	Round 1, 2016	#1	QB Jared Goff
	Draft Choice:	Round 4, 2016	#113	LB Nick Kwiatkoski
				Pick originally from Philadelphia; traded from Los Angeles to Chicago
Tennessee Receives:	Draft Choice:	Round 6, 2016	#177	TE Temarrick Hemingway
	Draft Choice:	Round 1, 2016	#15	WR Corey Coleman
	Draft Choice:	Round 2, 2016	#43	DL Austin Johnson
	Draft Choice:	Round 2, 2016	#45	RB Derrick Henry
	Draft Choice:	Round 3, 2016	#76	T Shon Coleman
	Draft Choice:	Round 1, 2017	#5	WR Corey Davis
	Draft Choice:	Round 3, 2017	#100	TE Jonnu Smith
				Pick traded from Tennessee to Cleveland
				Compensatory pick
3. April 28, 2016 (Draft Day Trade)				
Cleveland Receives:	Draft Choice:	Round 1, 2016	#15	WR Corey Coleman
	Draft Choice:	Round 3, 2016	#76	T Shon Coleman
	Draft Choice:	Round 2, 2017	#52	QB DeShone Kizer
Tennessee Receives:	Draft Choice:	Round 1, 2016	#8	T Jack Conklin
				Pick originally from Miami through Philadelphia
	Draft Choice:	Round 6, 2016	#176	RB Andy Janovich
				Pick traded from Tennessee to Denver
4. April 30, 2016 (Draft Day Trade)				
Denver Receives:	Draft Choice:	Round 6, 2016	#176	RB Andy Janovich
	Draft Choice:	Round 6, 2017	#203	RB De'Angelo Henderson
Tennessee Receives:	Draft Choice:	Round 5, 2016	#157	CB LeShaun Sims
	Draft Choice:	Round 7, 2016	#253	CB Kalan Reed
				Pick originally from N.Y. Jets
5. Aug. 16, 2016				
Tennessee Receives:	Player:	G/T Dennis Kelly		
Philadelphia Receives:	Player:	WR Dorial Green-Beckham		

TITANS TRADE HISTORY SINCE 1997

2015 TRADES

Trade Date/Teams	Compensation	Overall	Player Selected	Note
1. May 1, 2015 (Draft Day Trade)				
New York Giants Receive:	Draft Choice:	Round 2, 2015	#33	S Landon Collins
Tennessee Receives:	Draft Choice:	Round 2, 2015	#40	WR Dorial Green-Beckham
	Draft Choice:	Round 4, 2015	#108	FB Jalston Fowler
	Draft Choice:	Round 7, 2015	#245	WR Tre McBride
				Pick originally from Denver
2. Sept. 4, 2015				
Atlanta Receives:	Player:	G Andy Levitre		
Tennessee Receives:	Draft Choice:	Round 6, 2016	#193	G Sebastian Tretola
	Draft Choice:	Round 6, 2017	#214	DT Elijah Qualls
				Pick traded to Philadelphia
3. Sept. 6, 2015				
Cleveland Receives:	Draft Choice:	Conditional 2016 Pick	(none)	Conditions not met for Cleveland to receive pick
Tennessee Receives:	Player:	RB Terrance West		

2014 TRADES

Trade Date/Teams	Compensation	Overall	Player Selected	Note
1. May 9, 2014 (Draft Day Trade)				
Philadelphia Receives:	Draft Choice:	Round 2, 2014	#42	WR Jordan Matthews
Tennessee Receives:	Draft Choice:	Round 2, 2014	#54	RB Bishop Sankey
	Draft Choice:	Round 4, 2014	#122	DB Marqueston Huff
2. May 10, 2014 (Draft Day Trade)				
Washington Receives:	Draft Choice:	Round 6, 2014	#186	RB Lache Seastrunk
	Draft Choice:	Round 7, 2014	#228	K Zach Hocker
Tennessee Receives:	Draft Choice:	Round 6, 2014	#178	QB Zach Mettenberger
3. Aug. 30, 2014				
Dallas Receives:	Player:	DE Lavar Edwards		
Tennessee Receives:	Draft Choice:	Conditional 2015 Pick	(none)	Conditions not met for Tennessee to receive pick
4. Oct. 22, 2014				
New England Receives:	Player:	LB Akeem Ayers		
	Draft Choice:	Round 7, 2015	#219	ILB Hayes Pullard
Tennessee Receives:	Draft Choice:	Round 6, 2015	#208	C Andy Gallik
				Pick by Cleveland after trade from New England

2013 TRADES

Trade Date/Teams	Compensation	Overall	Player Selected	Note
1. April 26, 2013 (Draft Day Trade)				
San Francisco Receives:	Draft Choice:	Round 2, 2013	#40	DE Cornelius Carradine
	Draft Choice:	Round 7, 2013	#216	WR Charles Johnson
	Draft Choice:	Round 3, 2014	#77	LB Chris Borland
Tennessee Receives:	Draft Choice:	Round 2, 2013	#34	WR Justin Hunter
				Pick by Green Bay after trade from SF

2012 TRADES

Trade Date/Teams	Compensation	Overall	Player Selected	Note
1. April 28, 2012 (Draft Day Trade)				
Miami Receives:	Draft Choice:	Round 5, 2012	#155	LB Josh Kaddu
	Draft Choice:	Round 7, 2012	#227	WR Rishard Matthews
Tennessee Receives:	Draft Choice:	Round 5, 2012	#145	TE Taylor Thompson
2. April 28, 2012 (Draft Day Trade)				
Minnesota Receives:	Draft Choice:	Round 6, 2013	#176	T David Quessenberry
				Pick by Houston after trade from MIN to AZ to OAK to HOU
Tennessee Receives:	Draft Choice:	Round 7, 2012	#211	DE Scott Solomon

2011 TRADES

Trade Date/Teams	Compensation	Overall	Player Selected	Note
1. Sept. 3, 2011				
Green Bay Receives:	Draft Choice:	Conditional 2012 Pick	(none)	Conditions not met for Green Bay to receive pick
Tennessee Receives:	Player:	FB Quinn Johnson		

TITANS TRADE HISTORY SINCE 1997

2010 TRADES

Trade Date/Teams	Compensation	Overall	Player Selected	Note
1. April 24, 2010 (Draft Day Trade)				
Seattle Receives:	Draft Choice:	Round 4, 2010	#111	DB Walter Thurmond
	Draft Choice:	Round 6, 2010	#185	TE Anthony McCoy
	Player:	RB LenDale White		
	Player:	DT Kevin Vickerson		
Tennessee Receives:	Draft Choice:	Round 4, 2010	#104	CB Alterraun Verner
	Draft Choice:	Round 6, 2010	#176	QB Rusty Smith

2009 TRADES

Trade Date/Teams	Compensation	Overall	Player Selected	Note
1. April 26, 2009 (Draft Day)				
New England Receives:	Draft Choice:	Round 2, 2010	#47	LB Daryl Washington
Tennessee Receives:	Draft Choice:	Round 3, 2009	#89	TE Jared Cook

2008 TRADES

Trade Date/Teams	Compensation	Overall	Player Selected	Note
1. April 26, 2008 (Draft Day)				
Dallas Receives:	Player:	CB Pacman Jones		
	Draft Choice:	Round 5, 2009	#166	DB Michael Hamlin
Tennessee Receives:	Draft Choice:	Round 4, 2008	#126	WR Lavelle Hawkins
2. April 27, 2008 (Draft Day)				
Washington Receives:	Draft Choices:	Round 4, 2008	#124	CB Justin Tryon
	Draft Choice:	Round 5, 2008	#157	G Roy Schuening
Tennessee Receives:	Draft Choice:	Round 4, 2008	#103	DE William Hayes

2007 TRADES

Trade Date/Teams	Compensation	Overall	Player Selected	Note
1. Sept. 11, 2007				
Seattle Receives:	Draft Choice:	Round 6, 2008	#189	LS Tyler Schmitt
Tennessee Receives:	Player:	DE Bryce Fisher		

2006 TRADES

Trade Date/Teams	Compensation	Overall	Player Selected	Note
1. April 29, 2006 (Draft Day)				
Philadelphia Receives:	Draft Choice:	Round 2, 2006	#39	T Winston Justice
Tennessee Receives:	Draft Choice:	Round 2, 2006	#45	RB LenDale White
	Draft Choice:	Round 4, 2006	#116	LB Stephen Tulloch
2. April 30, 2006 (Draft Day)				
Indianapolis Receives:	Draft Choice:	Round 7, 2006	#238	CB T.J. Rushing
Tennessee Receives:	Draft Choice:	Round 6, 2007	#206	CB Ryan Smith
3. June 9, 2006				
Baltimore Receives:	Player:	QB Steve McNair		
Tennessee Receives:	Draft Choice:	Round 4, 2007	#128	WR Chris Davis
4. Sept. 20, 2006				
San Diego Receives:	Player:	QB Billy Volek		
Tennessee Receives:	Draft Choice:	Round 6, 2007	#204	DE Jacob Ford

2005 TRADES

Trade Date/Teams	Compensation	Overall	Player Selected	Note
1. April 6, 2005				
Kansas City Receives:	Player:	DE Carlos Hall		
Tennessee Receives:	Draft Choice:	Round 5, 2005	#150	T Daniel Loper
2. April 23, 2005 (Draft Day)				
Detroit Receives:	Draft Choice:	Round 2, 2005	#37	DE Shaun Cody

TITANS TRADE HISTORY SINCE 1997

Tennessee Receives: Draft Choice: Round 2, 2005 #41 T Michael Roos
 Draft Choice: Round 4, 2005 #113 T David Stewart

3. July 19, 2005

Buffalo Receives: Draft Choice: Round 3, 2006 #70 CB Ashton Youboty
 Tennessee Receives: Player: RB Travis Henry

4. Sept. 3, 2005

Indianapolis Receives: Player: LB Rocky Calmus
 Tennessee Receives: Draft Choice: Round 7, 2006 #238 CB T.J. Rushing Pick traded back to Ind. on April 30, 2006

2004 TRADES

Trade Date/Teams	Compensation	Overall	Player Selected	Note
1. March 8, 2004				
New York Jets Receive:	Player:		WR Justin McCareins	
Tennessee Receives:	Draft Choice:	Round 2, 2004 #42	DE Travis LaBoy	
2. April 24, 2004 (Draft Day)				
Houston Receives:	Draft Choice:	Round 1, 2004 #27	DE Jason Babin	
	Draft Choice:	Round 5, 2004 #159	T Sean Babin	Pick later traded to Jacksonville
Tennessee Receives:	Draft Choice:	Round 2, 2004 #40	TE Ben Troupe	
	Draft Choice:	Round 3, 2004 #71	DT Randy Starks	
	Draft Choice:	Round 4, 2004 #103	DE Bo Schobel	
	Draft Choice:	Round 5, 2004 #138	G Jacob Bell	

2003 TRADES

Trade Date/Teams	Compensation	Overall	Player Selected	Note
1. April 27, 2003 (Draft Day)				
New England Receives:	Draft Choice:	Round 5, 2003 #164	C Dan Koppen	
	Draft Choice:	Round 6, 2003 #201	QB Kliff Kingsbury	
	Draft Choice:	Round 7, 2003 #243	DT Ethan Kelley	
Tennessee Receives:	Draft Choice:	Round 5, 2003 #154	S Donnie Nicky	Pick originally from Houston
	Draft Choice:	Round 7, 2003 #225	T Todd Williams	Pick originally from St. Louis

2002 TRADES

Trade Date/Teams	Compensation	Overall	Player Selected	Note
1. April 20, 2002 (Draft Day)				
N.Y. Giants Receive:	Draft Choice:	Round 1, 2002 #14	TE Jeremy Shockey	
Tennessee Receives:	Draft Choice:	Round 1, 2002 #15	DT Albert Haynesworth	
	Draft Choice:	Round 4, 2002 #115	CB Tony Beckham	

2001 TRADES

Trade Date/Teams	Compensation	Overall	Player Selected	Note
1. April 4, 2001				
St. Louis Receives:	Draft Choice:	Round 1, 2001 #29	DT Ryan Pickett	
Tennessee Receives:	Player:		DE Kevin Carter	
2. Sept. 2, 2001				
Green Bay Receives:	Player:		DT Rod Walker	
Tennessee Receives:	Draft Choice:	Round 7, 2002 #240	DE Carlos Hall	
3. Sept. 2, 2001				
Carolina Receives:	Player:		S Perry Phenix	
Tennessee Receives:	Draft Choice:		Conditional Future Pick (none)	Conditions not met for Tennessee to receive pick

2000 TRADES

Trade Date/Teams	Compensation	Overall	Player Selected	Note
1. April 15, 2000 (Draft Day)				
Philadelphia Receives:	Draft Choice:	Round 2, 2000 #61	G Bobby Williams	
Tennessee Receives:	Draft Choice:	Round 3, 2000 #68	TE Erron Kinney	
	Draft Choice:	Round 5, 2000 #135	S Aric Morris	

TITANS TRADE HISTORY SINCE 1997

2. Aug. 27, 2000

Oakland Receives: Draft Choice: Round 7, 2001 #229 WR Ken-Yon Rambo
Tennessee Receives: Player: C Gennaro DiNapoli

1999 TRADES

Trade Date/Teams	Compensation	Overall	Player Selected	Note
1. April 17, 1999 (Draft Day)				
New England Receives:	Draft Choice:	Round 2, 1999	#46	RB Kevin Faulk
Tennessee Receives:	Draft Choice:	Round 2, 1999	#52	DT John Thornton
	Draft Choice:	Round 4, 1999	#117	CB Donald Mitchell

1998 TRADES

Trade Date/Teams	Compensation	Overall	Player Selected	Note
1. Sept. 1, 1998				
Chicago Receives:	Player:	LB Lemanski Hall		
Tennessee Receives:	Draft Choice:	Round 7, 2000	#213	RB Mike Green

1997 TRADES

Trade Date/Teams	Compensation	Overall	Player Selected	Note
1. Feb. 24, 1997				
Atlanta Receives:	Player:	QB Chris Chandler		
Tennessee Receives:	Draft Choice:	Round 4, 1997	#98	WR Derrick Mason
	Draft Choice:	Round 6, 1997	#165	TE Nicky Savoie Pick later traded to New Orleans
2. April 19, 1997 (Draft Day)				
Kansas City Receives:	Draft Choice:	Round 1, 1997	#13	TE Tony Gonzalez
	Draft Choice:	Round 4, 1997	#110	QB Pat Barnes
Tennessee Receives:	Draft Choice:	Round 1, 1997	#18	DE Kenny Holmes
	Draft Choice:	Round 3, 1997	#81	T Scott Sanderson
	Draft Choice:	Round 4, 1997	#116	WR Keith Poole Pick later traded to New Orleans
	Draft Choice:	Round 6, 1997	#181	LB Dennis Stallings
3. April 20, 1997 (Draft Day)				
New Orleans Receives:	Draft Choice:	Round 4, 1997	#116	WR Keith Poole Pick originally from Kansas City
	Draft Choice:	Round 6, 1997	#165	TE Nicky Savoie Pick originally from Atlanta
Tennessee Receives:	Draft Choice:	Round 4, 1997	#107	DE Pratt Lyons



The Titans acquired running back DeMarco Murray in a trade in 2016.

VETERAN FREE AGENCY HISTORY

2017

Players Signed (8)

LB Daren Bates (Oakland)
S Johnathan Cyprien (Jacksonville)
CB Demontre Hurst (Chicago)
OL Tim Lelito (New Orleans)
CB Logan Ryan (New England)
S Brynden Trawick (Oakland)
KR/WR Eric Weems (Atlanta)
NT Sylvester Williams (Denver)

Players Lost (9)

LB David Bass (Seattle)
T/G Byron Bell (Dallas)
CB Valentino Blake (N.Y. Giants)
TE Anthony Fasano (Miami)
C/G Brian Schwenke (Indianapolis)
LB Sean Spence (Indianapolis)
S Daimion Stafford (Pittsburgh)
G Chance Warmack (Philadelphia)
WR Kendall Wright (Chicago)

2016

Players Signed (7)

CB Brice McCain (Miami)
C Ben Jones (Houston)
QB Matt Cassel (Dallas)
WR Rishard Matthews (Miami)
LB Sean Spence (Pittsburgh)
CB Antwon Blake (Pittsburgh)
S Rashad Johnson (Arizona)

Players Lost (5)

LB Zach Brown (Buffalo)
FB Steven Johnson (Pittsburgh)
OL Joe Looney (Dallas)
DT Mike Martin (Philadelphia)
CB Coty Sensabaugh (Los Angeles)

2015

Players Signed (7)

T Byron Bell (Carolina)
CB Perrish Cox (San Francisco)
WR Harry Douglas (Atlanta)
TE Anthony Fasano (Kansas City)
WR Hakeem Nicks (Indianapolis)
OLB Brian Orakpo (Washington)
S Da'Norris Searcy (Buffalo)

Players Lost (3)

CB Brandon Ghee (Cincinnati)
FB Collin Mooney (Atlanta)
WR Nate Washington (Houston)

2014

Players Signed (8)

RB Dexter McCluster (Kansas City)
DL Al Woods (Pittsburgh)
QB Charlie Whitehurst (San Diego)
LB Wesley Woodyard (Denver)
T Michael Oher (Baltimore)
LB Shaun Phillips (Denver)
G/C Eric Olsen (Pittsburgh)
WR Brian Robiskie (Atlanta)

Players Lost (4)

CB Alterraun Verner (Tampa Bay)
WR Damian Williams (Miami)
WR Kenny Britt (St. Louis)
QB Rusty Smith (N.Y. Giants)

2013

Players Signed (14)

S George Wilson (Buffalo)
LB Moise Fokou (Indianapolis)
RB Shonn Greene (N.Y. Jets)
DT Sammie Hill (Detroit)
G Andy Levitre (Buffalo)
TE Delanie Walker (San Francisco)
G/C Rob Turner (St. Louis)
QB Ryan Fitzpatrick (Buffalo)
S Bernard Pollard (Baltimore)
DE Ropati Pitoitua (Kansas City)
WR Kevin Walter (Houston)
C/G Chris Spencer (Chicago)
RB Jalen Parmele (Jacksonville)
DT Antonio Johnson (Indianapolis)

Players Lost (5)

TE Jared Cook (St. Louis)
LB Zac Diles (Kansas City)
G Leroy Harris (Detroit)
DT Sen'Derrick Marks (Jacksonville)
DE Jarius Wynn (San Diego)

2012

Players Signed (7)

G Steve Hutchinson (Minnesota)
DE Kamerion Wimbley (Oakland)
DE Leger Douzable (Jacksonville)
LB Zac Diles (Indianapolis)
G Kyle DeVan (Philadelphia)
C Jon Cooper (Minnesota)
S Aaron Francisco (Detroit)

Players Lost (6)

WR Donnie Avery (Indianapolis)
CB Cortland Finnegan (St. Louis)
S Chris Hope (Atlanta)
DE William Hayes (St. Louis)
DE Jason Jones (Seattle)
LB Barrett Ruud (Seattle)

2011

Players Signed (11)

QB Matt Hasselbeck (Seattle)
DT Shaun Smith (Kansas City)
TE Daniel Graham (Denver)
LB Barrett Ruud (Tampa Bay)
CB Frank Walker (Minnesota)
S Jordan Babineaux (Seattle)
T Pat McQuistan (Miami)
S Anthony Smith (Green Bay)
T Adam Terry (Jacksonville)
RB Kestahn Moore (Washington)
WR Kevin Curtis (Kansas City)

Players Lost (4)

DE Jason Babin (Philadelphia)
QB Kerry Collins (Indianapolis)
LB Stephen Tulloch (Detroit)
TE Bo Scaife (Cincinnati)

2010

Players Signed (6)

LB Will Witherspoon (Philadelphia)
P/K Ricky Schmitt (San Francisco)
DE Jason Babin (Philadelphia)
CB Tye Hill (Atlanta)
QB Chris Simms (Denver)
TE Sean Ryan (Washington)

Players Lost (2)

DE Kyle Vanden Bosch (Detroit)
TE Alge Crumpler (New England)

2009

Players Signed (5)

CB DeMarcus Faggins (Houston)
DT Jovan Haye (Tampa Bay)
WR Mark Jones (Carolina)
QB Patrick Ramsey (Denver)
WR Nate Washington (Pittsburgh)

Players Lost (6)

CB Chris Carr (Baltimore)
DT Albert Haynesworth (Washington)
WR Brandon Jones (San Francisco)
CB Eric King (Detroit)
T Daniel Loper (Detroit)
QB Chris Simms (Denver)

2008

Players Signed (7)

TE Dwayne Blakley (Atlanta)
CB Chris Carr (RFA-Oakland)
TE Alge Crumpler (Atlanta)
DE Jevon Kearse (Philadelphia)
WR Justin McCareins (N.Y. Jets)
OT Jake Scott (Indianapolis)
LB Josh Stamer (Buffalo)

Players Lost (8)

G Jacob Bell (St. Louis)
RB Chris Brown (Houston)
LB Gilbert Gardner (Detroit)
TE Ben Hartssock (Atlanta)
DE Travis LaBoy (Arizona)
DE Antwan Odom (Cincinnati)
DT Randy Starks (Miami)
TE Ben Troupe (Tampa Bay)

2007

Players Signed (6)

LB Ryan Fowler (RFA-Dallas)
WR Justin Gage (Chicago)
CB Nick Harper (Indianapolis)
CB Kelly Herndon (Seattle)
QB Tim Rattay (Tampa Bay)
S Bryan Scott (New Orleans)

Players Lost (3)

WR Drew Bennett (St. Louis)
DT Robaire Smith (Cleveland)
WR Bobby Wade (Minnesota)

2006

Players Signed (4)

WR David Givens (New England)
S Chris Hope (Pittsburgh)
C Kevin Mawae (N.Y. Jets)
LB David Thornton (Indianapolis)

Players Lost (4)

LB Rocky Boiman (Dallas)
C Justin Hartwig (Carolina)
LB Brad Kassell (N.Y. Jets)
S Tank Williams (Minnesota)

2005

Players Signed (1)

DE Kyle Vanden Bosch (Arizona)

VETERAN FREE AGENCY HISTORY

Players Lost (4)

RB Antowain Smith (New Orleans)
WR Eddie Berlin (Chicago)
CB Andre Dyson (Seattle)
TE Shad Meier (New Orleans)

2004

Players Signed (0)

Players Lost (2)

DE Jevon Kearse (Philadelphia)
DT Robaire Smith (Houston)

2003

Players Signed (0)

Players Lost (5)

WR Kevin Dyson (Carolina)
DT John Thornton (Cincinnati)
CB Dainon Sidney (Buffalo)
CB Donald Mitchell (Dallas)
S Rich Coady (Indianapolis)

2002

Players Signed (4)

S Lance Schulters (San Francisco)
FB Greg Comella (N.Y. Giants)
C Jeff Smith (Jacksonville)
RB Robert Holcombe (St. Louis)

Players Lost (4)

DT Jason Fisk (San Diego)
DT Josh Evans (N.Y. Jets)
LB Greg Favors (Indianapolis)
C Kevin Long (Jacksonville)

2001

Players Signed (2)

K Joe Nedney (Carolina)
CB DeRon Jenkins (San Diego)

Players Lost (2)

DE Kenny Holmes (N.Y. Giants)
CB Denard Walker (Denver)

2000

Players Signed (2)

LB Randall Godfrey (Dallas)
T Fred Miller (St. Louis)

Players Lost (5)

LB Joe Bowden (Dallas)
LB Doug Colman (Oakland)
S Anthony Dorsett (Oakland)
TE Jackie Harris (Dallas)
T Jon Runyan (Philadelphia)

1999

Players Signed (5)

DT Jason Fisk (Minnesota)
DT Mike Jones (New England)
FB Lorenzo Neal (Tampa Bay)
QB Neil O'Donnell (Cincinnati)
DE Mike Frederick (Jets)

Players Lost (3)

DE Anthony Cook (Washington)
C Mark Stepnoksi (Dallas)
DT Gary Walker (Jacksonville)

1998

Players Signed (3)

TE Jackie Harris (Tampa Bay)
P Craig Hentrich (Green Bay)
WR Yancey Thigpen (Pittsburgh)

Players Lost (1)

G Kevin Donnalley (Miami)

1997

Players Signed (2)

QB Dave Krieg (Chicago)
LB Lonnie Marts (Tampa Bay)

Players Lost (2)

LB Michael Barrow (Carolina)
CB Cris Dishman (Washington)

1996

Players Signed (4)

WR Willie Davis (Kansas City)
RB Ronnie Harmon (San Diego)
S Rafael Robinson (Seattle)
P Reggie Roby (Tampa Bay)

Players Lost (1)

LB Eddie Robinson (Jacksonville)

1995

Players Signed (5)

QB Chris Chandler (Rams)
KR Mel Gray (Detroit)
C Mark Stepnoski (Dallas)
T Irv Eatman (Atlanta)
WR Derek Russell (Denver)

Players Lost (5)

LB Lamar Lathon (Carolina)
S Bo Orlando (San Diego)
DE Tim Roberts (New England)
G Bill Schultz (Denver)
RB Lorenzo White (Cleveland)

1994

Players Signed (5)

TE Pat Carter (Rams)
P Rich Camarillo (Arizona)
QB Sean Salisbury (Minnesota)
DE Kenny Davidson (Pittsburgh)
RB Todd McNair (Kansas City)

Players Lost (3)

DE William Fuller (Philadelphia)
DE Sean Jones (Green Bay)
P Greg Montgomery (Detroit)

1993

Players Signed (2)

WR Willie Drewrey (Tampa Bay)
LB Robert Lyles (Atlanta)

Players Lost (3)

LB Rick Graf (Washington)
CB Jerry Gray (Tampa Bay)
T Don Maggs (Denver)

1992

Plan B

Players Signed (3)

CB Jerry Gray (Los Angeles)
WR Jeff Query (Green Bay)

RB Spencer Tillman (San Francisco)

Players Lost (4)

LB Eric Fairs (Buffalo)
WR Drew Hill (Atlanta)
WR Alex Johnson (New England)
WR Tony Jones (Atlanta)

1991

Plan B

Players Signed (7)

DE Robert Banks (Cleveland)
S Eric Bergeson (Atlanta)
LB Rick Graf (Miami)
S John Hagy (Buffalo)
WR Richard Johnson (Detroit)
WR Cedric Jones (New England)
RB Kerry Porter (Denver)

Players Lost (4)

CB Steve Brown (San Francisco)
RB Victor Jones (New England)
S Brett Tucker (Buffalo)
K Tony Zendejas (Los Angeles)

1990

Plan B

Players Signed (8)

S David Arnold (Pittsburgh)
WR Bernard Ford (Dallas)
WR Carl Harry (Washington)
DE Ezra Johnson (Indianapolis)
S Terry Kinard (Giants)
S Leander Knight (Jets)
WR GERAL McNeil (Cleveland)
G Tommy Robinson (Atlanta)

Players Lost (7)

S Jeff Donaldson (Chiefs)
S Tracey Eaton (Arizona)
FB Tracy Johnson (Atlanta)
TE Bob Mrosko (Giants)
DE Anthony Spears (Dallas)
TE Chris Verhulst (Denver)
C/G George Yarno (Green Bay)

1989

Plan B

Players Signed (7)

FB Carl Byrum (Buffalo)
DE Mark Garalczyk (Jets)
WR Kenny Jackson (Philadelphia)
TE Calvin Magee (Tampa Bay)
LB Matt Monger (Jets)
DE/TE Colin Scotts (Arizona)
C/G George Yarno (Atlanta)

Players Lost (13)

DE Robert Banks (Cleveland)
S Keith Bostic (Indianapolis)
LB Toby Caston (Detroit)
LB Kurt Crain (Green Bay)
T John Davis (Buffalo)
WR Willie Drewrey (Tampa Bay)
LB Mark Dusbabek (Minnesota)
QB Brent Pease (Miami)
RB Spencer Tillman (San Francisco)
T David Viaene (New England)
FB Ray Wallace (Pittsburgh)
T Doug Williams (Seattle)
TE Jamie Williams (San Francisco)

ALL-TIME COACHES ROSTER

Andrus, Bart.....	1997-99, 2008	Houston, Ken.....	1982-85	Rymkus, Lou.....	1960-61, '65
April, Bobby.....	2016	# Horton, Ray.....	2014-15	Saban, Nick.....	1988-89
# Armstrong, Neill.....	1962-63	Huff, Gary.....	1986	#* Schlinkman, Walt.....	1960-63, 1965-71, 1976
Baggett, Charlie.....	1993-94	Hughes, Ed.....	1971	# Schwartz, Jim.....	1999-08
Baugh, Sammy.....	1964-65	Ivy, Frank "Pop".....	1962-63	Selcer, Dick.....	1981-82
Beatty, Bruce.....	1973	Jackson, Milt.....	1986-88	Sherman, Ray.....	1988-89, 2005-06
Beightol, Larry.....	1995	Jackson, Steve.....	2016	* Shipp, Ken.....	1977-78
Bettis, Tom.....	1986-87, '93-94	James, Ned.....	2002-05	Shively, Doug.....	1986-89
# Biles, Ed.....	1974-80, '81-83	* Jamieson, Dick.....	1986-87	* Shofner, Jim.....	1981-82
Blaney, Brandon.....	2016	Jefferson, Shawn.....	2013-15	# Sidwell, Steve.....	1995-96
Boghosian, Sam.....	1974-75	Johnson, Craig.....	2000-10	Simmons, Warren.....	1996
Bostad, Bob.....	2014-15	Jones, June.....	1987-88	Simpson, Jackie.....	1972
Bourgeois, Andy.....	1973-83	Jones, Ronnie.....	1993	Skipper, Jim.....	2011-12
Bratkowski, Bob.....	2016	Kaczor, Nate.....	2012-15	Smith, Arthur.....	2011-16
Breaux, Don.....	1972	# LeBeau, Dick.....	2015-16	Smith, Giff.....	2014-15
Brown, Greg.....	1997-98	Lemm, Wally.....	1960-61, '66-70	Smith, Jerry.....	1972
Brown, Steve.....	2012-15	Lemmerman, Bruce.....	1984-85	Smith, Richard.....	1988-92
Bugel, Joe.....	1977-80	* Loggains, Dowell.....	2008-13	Smith, Sherman.....	1995-07
Burke, Matt.....	2006-08	London, Charles.....	2011	Spanos, Lou.....	2014-16
Bush, Frank.....	1992-94, 2011-12	Lowry, Alan.....	1996-12	Speedie, Mac.....	1960-61
Byner, Earnest.....	2008-09	Madro, Joe.....	1972-74	Spencer, Joe.....	1961-65
Callahan, Ray.....	1981-82	Matthews, Bruce.....	2011-13	Stanley, Jim.....	1990-94
Campbell, Hugh.....	1984-85	Matthews, Cannon.....	2014-15	Staub, Ralph.....	1982-83
Carpenter, Lew.....	1973-74	Maxie, Brett.....	2012-13	Steber, John.....	1964
# Cecil, Chuck.....	2001-10	McCalmon, Miller.....	1986-87	* Steckel, Les.....	1995-99
Childress, Joe.....	1966-70	McCullough, Ken.....	1976	Steckel, Luke.....	2014-16
Cioffi, Louie.....	2014-15	McFadin, "Bud" Lewis.....	1966-70	Stewart, Rayna.....	2009-10
* Chow, Norm.....	2005-07	McGinnis, Dave.....	2004-11	# Studley, Chuck.....	1983
Conkright, W.F. "Red".....	1963-64	McNulty, John.....	2014-15	Sullivan, Mike.....	2014-16
* Coury, Dick.....	1994-96	* Michael, Jason.....	2014-16	Taylor, Hugh "Bones".....	1964-65
Croom, Sylvester.....	2013-16	Millard, Keith.....	2012-13	Thomas, Pat.....	1990-92
Cunningham, Gunther.....	2001-03	Miller, Burnie.....	1971-73	Townsend, Deshea.....	2016
* Dalton, O. Kay.....	1983-84	\$ Mularkey, Mike.....	2014-16	Tucker, Jason.....	2015-16
Devlin, John.....	1984-85	\$ Munchak, Mike.....	1995-13	Valero, Art.....	2011
Devore, Hugh.....	1966-70	# Nolan, Dick.....	1981	Vinklarek, Ronnie.....	2000
Dickson, George.....	1971	Novak, Frank.....	1989-94	# Wallner, Fred.....	1960-61
Dry, F.A.....	1966-70	Padilla, Bob.....	1984-85	Walsh, Bill.....	1983-86
Durden, Earnel.....	1973	* Palmer, Chris.....	1990-92, 2011-12	Walters, Steve.....	1999-05
Eason, Nick.....	2014-16	Pardee, Jack.....	1990-94	Washburn, Jim.....	1999-10
# Eddy, Jim.....	1990-92	Parlavacchio, Chet.....	2011-13	Watterson, Steve.....	1988-16
Ettinger, John.....	1964	Patullo, Kevin.....	2014	Wessman, Richie.....	2009-10
* Faragalli, Joe.....	1985	Peccatiello, Larry.....	1972-75	\$ Whisenhunt, Ken.....	2014-15
# \$ Fisher, Jeff.....	1994-10	Pendergast, Clancy.....	1995	# Williams, Gregg.....	1993-00, 2013
Fuller, Curtis.....	2011	Perry, Rod.....	1995-96	Willis, Keith.....	2016
Gaines, Gene.....	1984-85	Peterson, Bill.....	1972-73	Withers, Everett.....	2001-06
Galat, Joe.....	1981	Petitbon, Richie.....	1974-77	Woolley, Joe.....	1973-75
Galbraith, Marty.....	2005-10	# Phillips, O.A. "Bum".....	1974-80	Young, Bob.....	1990-94
Gambold, Bob.....	1978-82	Phillips, Wade.....	1976-80	Young, John Paul.....	1978-80
Gannon, Jonathan.....	2012-13	Pitts, Elijah.....	1981-83	Yowarsky, Walt.....	1971
Gilbert, O'Neill.....	1997-99	Polsfoot, Fran.....	1968-71, 75-76	Zernhelt, John.....	2006-12
* Gilbride, Kevin.....	1989-94	Purnell, Russ.....	1995-98	Zwahlen, Ernie.....	1971
Gillman, Sid.....	1973-74	Ragone, Dave.....	2011-13		
# Glanville, Jerry.....	1984-89	Rapp, Vic.....	1983		
Graves, Fred.....	2007-10	Reese, Floyd.....	1986-89		
# Gray, Jerry.....	1997-00, 2011-13	* Rhome, Jerry.....	1995-96		
Grimm, Russ.....	2016	Rice, George.....	1975-76		
Hauck, Tim.....	2009-10	Roberts, Al.....	1984-85		
* Heimerdinger, Mike.....	2000-04, '08-10	Robertson, Marcus.....	2007-11		
Helton, Kim.....	1987-89	Robinson, Wayne.....	1966-67		
Henning, Dan.....	1972	* Robiskie, Terry.....	2016		
Henshaw, George.....	1997-05, 2013	Rocker, Tracy.....	2011-13		
* Hill, King.....	1971-80	# Ryan, Buddy.....	1993		
Hoffman, Steve.....	2013-16				

* Indicates offensive coordinator during tenure

Indicates defensive coordinator during tenure

\$ Indicates head coach during tenure

ALL-TIME HEAD COACHES SUMMARY

COACH	YEARS	WON	LOST	TIED	PCT.	PTS.	ALLOWED
Lou Rymkus*	1960-61	12	7	1	.625	546	414
Wally Lemm	1961, 1966-70	38	40	4	.487	1,785	1,702
Frank "Pop" Ivy	1962-63	17	12	0	.586	706	662
Sammy Baugh	1964	4	10	0	.285	310	355
Hugh "Bones" Taylor	1965	4	10	0	.285	298	429
Ed Hughes	1971	4	9	1	.321	251	330
Bill Peterson**	1972-73	1	18	0	.052	241	553
Sid Gillman	1973-74	8	15	0	.347	358	556
O.A. "Bum" Phillips	1975-80	59	38	0	.608	1,857	1,741
Ed Biles***	1981-83	8	23	0	.258	526	774
Chuck Studley	1983	2	8	0	.200	179	286
Hugh Campbell****	1984-85	8	22	0	.266	487	787
Jerry Glanville	1985-89	35	35	0	.500	1,535	1,637
Jack Pardee#	1990-94	44	35	0	.556	1,771	1,418
Jeff Fisher	1994-2010	147	126	0	.538	5,872	5,719
Mike Munchak	2011-13	22	26	0	.458	1,017	1,069
Ken Whisenhunt##	2014-15	3	20	0	.130	379	597
Mike Mularkey	2015-16	11	14	0	.440	555	642
TOTALS	1960-2016	427	468	6	.477	18,673	19,671

(includes postseason)

* Released after five games in 1961

** Released after five games in 1973

*** Resigned after six games in 1983

**** Released after 14 games in 1985

Released after 10 games in 1994

Released after seven games in 2015

ALL-TIME PLAYER ROSTER

A		B	
92	Abdesmad, Mehdi , DE, Boston College, 2016	33	Babb, Gene , LB, Austin College, 1962-63
56	Abraham, Robert , LB, N.C. State, 1982-87	93	Babin, Jason , DE, Western Michigan, 2010
67	Ackerman, Tom , G, Eastern Washington, 2002-03	26	Babineaux, Jordan , S, Southern Arkansas, 2011-12
58	Adibi, Xavier , LB, Virginia Tech, 2012	80/11	Bailey, Harold , WR, Oklahoma State, 1981-83
38	Afalava, Al , S, Oregon State, 2012	82	Bailey, Mario , WR, Washington, 1992
86	Akiu, Mike , WR, Hawaii, 1985-86	57	Bailey, Patrick , LB, Duke, 2010-13
95/88	Aldridge, Allen , DE, Prairie View, 1971-72	18	Baker, Ed , QB, Lafayette, 1972
79	Aldridge, Kevin , DE/DT, Southern Methodist, 2002	75	Baker, Jesse , DE, Jacksonville State (Ala.), 1979-87
36	Aldridge, Melvin , S, Murray State, 1993	84	Baker, Johnny , LB, Mississippi State, 1963-66
38	Alexander, Dan , RB/FB, Nebraska, 2001	12/18	Baker, Melvin , WR, Texas Southern, 1972
19	Alexander, Willie , CB, Alcorn A&M, 1971-79	99	Bakhtiari, Eric , DE, San Diego, 2009
76/80	Allen, Dalva , DE, Houston, 1960-61	70	Baldrige, Daniel , T, Marshall, 2012
31	Allen, Gary , RB, Hawaii, 1982	98	Ball, Dave , DE, UCLA, 2008-12
73	Allen, George , DT, West Texas State, 1966-67	40	Banfield, Tony , CB, Oklahoma State, 1960-65
29	Allen, Patrick , CB, Utah State, 1985-90	36	Banks, Chuck , FB, West Virginia Tech, 1987
56	Allred, Colin , LB, Baylor, 2007-10	97	Banks, Robert , DE, Notre Dame, 1988
76	Alm, Jeff , DT, Notre Dame, 1990-93	49/86	Barber, Mike , TE, Louisiana Tech, 1976-81
84/82	Alston, Mack , TE, Maryland State, 1973-76	28	Barclay, Chris , RB, Wake Forest, 2007
54/64	Amano, Eugene , C/G, S.E. Missouri State, 2004-12	81	Barden, Brandon , TE, Vanderbilt, 2012-13
88	Amaro, Jace , TE, Texas Tech, 2016	58	Barnes, Pete , LB, Southern, 1967-68
58	Amato, Ken , LS, Montana State, 2003-11	22/32	Barnes, Tomur , CB, North Texas, 1994-97
12	Amundson, George , RB, Iowa State, 1973-74	56/51	Barrow, Micheal , LB, Miami (Fla.), 1993-96
14	Anderson, Billy , QB, Tulsa, 1967	51	Bass, David , LB, Missouri Western State, 2015-16
1	Anderson, Gary , K, Syracuse, 2003-04	27	Bass, Glen , WR, East Carolina, 1967-68
22	Anderson, Herbie , CB, Texas A&I, 1991	22	Battle, Jackie , RB, Houston, 2013-14
57	Anderson, James , LB, Virginia Tech, 2014	63	Baumgartner, Steve , DE, Purdue, 1977-79
83	Anderson, Warren , WR, West Virginia State, 1978	11	Beathard, Pete , QB, Southern California, 1967-69
26	Andrews, Antonio , RB, Western Kentucky, 2014-16	78	Beams, Byron , DT, Notre Dame, 1961
70	Appleton, Scott , DT, Texas, 1964-66	17	Beck, Braden , K, Stanford, 1971
22	Archie, Mike , RB, Penn State, 1996-98	24	Beckham, Tony , CB, Wisconsin-Stout, 2002-05
39	Armstrong, Adger , RB, Texas A&M, 1980-82	81/88	Beirne, Jim , WR, Purdue, 1968-73, 1975-76
86	Arnold, Walt , TE, New Mexico, 1982-83	33	Bell, Billy , CB, Lamar, 1989
	Atchason, Jack , TE, Western Illinois, 1960	76	Bell, Byron , OL, New Mexico, 2015-16
48	Atkins, Bob , S, Grambling, 1970-75	60	Bell, Jacob , G/T, Miami (Ohio), 2004-07
96	Atkins, James , DT, Virginia Union, 2002-03	57	Belotti, George , C, Southern California, 1960-61
31	Aubrey, Josh , S, Stephen F. Austin, 2015	83/19	Bennett, Drew , WR, UCLA, 2001-06
61	Autry, Hank , C, Southern Mississippi, 1969-70	52/50/51	Benson, Duane , LB, Hamline, 1974-76
82	Avery, Donnie , WR, Houston, 2011	82	Berlin, Eddie , WR, Northern Iowa, 2001-04
42	Avery, Steve , FB, Northern Michigan, 1989	83	Bergey, Bruce , DT, UCLA, 1971
56	Ayers, Akeem , LB, UCLA, 2011-14	65	Bethea, Elvin , DE, North Carolina A&T, 1968-83
		4	Beverly, David , P, Auburn, 1974
		82	Billingsley, Ron , DT, Wyoming, 1971-72

ALL-TIME PLAYER ROSTER

54	Bingham, Gregg , LB, Purdue, 1973-84	97	Brown, Tony , DT, Memphis, 2006-10
21	Birdsong, Craig , S, North Texas State, 1987	55	Brown, Zach , LB, North Carolina, 2012-15
2	Bironas, Rob , K, Georgia Southern, 2005-13	38	Bryant, Domingo , S, Texas A&M, 1987-88
23	Bishop, Blaine , S, Ball State, 1993-01	81	Bryant, Steve , WR, Purdue, 1982-84
66/63	Bishop, Sonny , G, Fresno State, 1964-69	53	Bulluck, Keith , LB, Syracuse, 2000-09
95	Blackson, Angelo , DE, Auburn, 2015-16		Burke, Edward , G, Notre Dame, 1964
27	Blahak, Joe , S, Nebraska, 1973	58	Burnett, Kaelin , LB, Nevada, 2014
47	Blake, Valentino , CB, Texas El Paso	25	Burrell, Ode , RB, Mississippi State, 1964-69
84	Blakley, Dwayne , TE, Missouri, 2008	00	Burrough, Ken , WR, Texas Southern, 1971-81
16	Blanda, George , QB, Kentucky, 1960-66	68	Burton, Al , DE, Bethune-Cookman, 1976
42	Blanks, Sid , RB, Texas A&I, 1964-68	94	Burton, Kendrick , DE, Alabama, 1996
52	Bockwoldt, Colby , LB, Brigham Young, 2006	94	Bush, Frank , LB, N.C. State, 1985-86
50	Boiman, Rocky , LB, Notre Dame, 2002-05	87	Butler, Jim , TE, Tulsa, 1972
33	Booker, Michael , CB, Nebraska, 2000-01	2	Butler, Skip , K, Texas-Arlington, 1972-77
25	Bostic, Keith , S, Michigan, 1983-88	35	Butts, Marion , RB, Florida State, 1995
37	Botchan, Ron , LB, Occidental, 1961	31	Byard, Kevin , S, Middle Tennessee State, 2016
77	Boucher, Scott , G, N.E. Louisiana*, 1987	83	Byrd, Isaac , WR, Kansas, 1997-99
58/59	Bowden, Joe , LB, Oklahoma, 1992-99	71	Byrd, Richard , DT, Southern Mississippi, 1985-89
52	Boyette, Garland , LB, Grambling, 1966-72		
85	Brabham, Danny , LB, Arkansas, 1963-67		
87	Brackett, Brett , TE, Penn State, 2014		
10	Bradshaw, Craig , QB, Utah State, 1980	40	Cain, Jeremy , FB/LS, Massachusetts, 2007
58	Brantley, John , LB, Georgia, 1989	79	Caldwell, Bryan , DE, Arizona State, 1984
52	Brazile, Robert , LB, Jackson State, 1975-84	87	Calico, Tyrone , WR, Middle Tennessee State, 2003-05
21	Brezina, Bobby , RB, Houston, 1963	54	Calmus, Rocky , LB, Oklahoma, 2002-04
92	Briehl, Tom , LB, Stanford, 1985-87	16	Camarillo, Rich , P, Washington, 1994-95
48	Brinkley, Beau , LS, Missouri, 2012-16	34	Campbell, Earl , RB, Texas, 1978-84
18	Britt, Kenny , WR, Rutgers, 2009-13	37	Campbell, Tommie , CB, California (Pa.), 2011-13
83	Broadnax, Jerry , TE, Southern, 1974	35	Campbell, Woody , RB, Northwestern, 1967-71
88	Brooks, Billy , WR, Oklahoma, 1981	20	Cannon, Billy , RB, Louisiana State, 1960-63
73	Brooks, Leo , DT, Texas-Austin, 1970-72	14	Carlson, Cody , QB, Baylor, 1987-94
29	Brown, Chris , RB, Colorado, 2003-07	26	Carpenter, Rob , RB, Miami (Ohio), 1977-81
22	Brown, Don , RB, Houston, 1960	29	Carr, Chris , DB, Boise State, 2008
31/33	Brown, Gary , RB, Penn State, 1991-95	63	Carr, Levert , T, No. Central State, 1972-73
79	Brown, Kareem , DL, Miami (Fla.), 2010	53	Carrell, John , LB, Texas Tech, 1966
84	Brown, Larry , TE, Georgia, 1999-00	88	Carrington, Ed , TE, Virginia, 1969
17/89	Brown, Reggie , WR, Alabama State, 1993-94	63	Carroll, Ronnie , G/DT, Sam Houston State, 1974-75
27	Brown, Sonny , S, Oklahoma, 1987	82	Carson, John , TE, Georgia, 1960
24	Brown, Steve , CB, Oregon, 1983-90	63/58	Carter, David , C, Western Kentucky, 1977-84
22	Brown, Tony , CB, Fresno State, 1992-93	93	Carter, Kevin , DE, Florida, 2001-04
		46/85	Carter, Pat , TE, Florida State, 1994

C



Blaine Bishop tallied 788 tackles with the Titans/Oilers from 1993-2001.

ALL-TIME PLAYER ROSTER

41 **Carwell, Larry**, CB, Iowa State, 1967-68
 99 **Casey, Jurrell**, DT, Southern California, 2011-16
 87 **Casper, Dave**, TE, Notre Dame, 1980-83
 16 **Cassel, Matt**, QB, Southern California, 2016
 88 **Caster, Rich**, WR, Jackson State, 1978-80
 56/90 **Caston, Toby**, LB, Louisiana State, 1987-88
 51 **Caveness, Ron**, LB, Arkansas, 1966-68
 26 **Cecil, Chuck**, S, Arizona, 1995
 57 **Chamberlin, Frank**, LB, Boston College, 2000-02
Chancellor, Ken, C, Houston, 1964
 12 **Chandler, Chris**, QB, Washington, 1995-96
 25 **Charles, John**, S, Purdue, 1971-74
 57 **Cheek, Richard**, G, Auburn, 1972
Cheeks, B.W., RB, Texas Southern, 1965
 79 **Childress, Ray**, DL, Texas A&M, 1985-95
 55 **Cindrich, Ralph**, LB, Pittsburgh, 1973-75
 42 **Clark, Boobie**, RB, Bethune-Cookman, 1979-80
 96 **Clauss, Jared**, DT, Iowa, 2004-05
 69 **Clayton, Zach**, DT, Auburn, 2011
 31 **Cline, Doug**, LB, Clemson, 1960-66
 24 **Clinton, Charles**, CB, San Jose State*, 1987
 29 **Coady, Rich**, S, Texas A&M, 2002
 23 **Cobb, David**, RB, Minnesota, 2015
 35 **Cobble, Eric**, RB, S.W. Texas State*, 1987
 16 **Cochrane, Kelly**, QB, Miami (Fla.), 1972
 86/85 **Coffman, Chase**, TE, Missouri, 2014-15
 39 **Cole, Lee**, CB, Arizona State, 1996
 87 **Cole, Linzy**, WR, Texas Christian, 1971
 17/80 **Coleman, Chris**, WR, N.C. State, 2000-01
 59 **Colman, Doug**, LB, Nebraska, 1999
 87 **Coleman, Pat**, WR, Mississippi, 1990-94
 47 **Coleman, Ronnie**, RB, Alabama A&M, 1974-81
 5 **Collins, Kerry**, QB, Penn State, 2006-10
 33 **Comella, Greg**, FB, Stanford, 2002
 20 **Compton, Dick**, WR, McMurray, 1965
 78 **Conklin, Jack**, T, Michigan State, 2016
 77 **Conover, Sean**, DE, Bucknell, 2006-07
 78 **Cook, Anthony**, DE/DT, South Carolina State, 1995-98
 89 **Cook, Jared**, TE, South Carolina, 2009-12
 98 **Cooks, Rayford**, DE, North Texas State*, 1987
 8 **Cooper, Joe**, K, Cal-Berkeley, 1984
 51 **Cordova, Jorge**, LB, Nevada, 2007
 57 **Corker, John**, LB, Oklahoma State, 1980-82
 33 **Cotney, Mark**, S, Cameron State, 1975
 76 **Cowlings, Al**, LB, Southern California, 1973-74
 29/20 **Cox, Perrish**, CB, Oklahoma State, 2015-16
 40 **Craft, Donnie**, RB, Louisville, 1982-83
 89 **Craig, Dobie**, WR, Howard Payne, 1964
 48 **Cramer, Casey**, TE, Dartmouth, 2006-08
 59 **Croyle, Phil**, LB, Cal-Berkeley, 1971-73
 83 **Crumpler, Alge**, TE, North Carolina, 2008-09
 40 **Cudjoe-Virgil, Yannik**, LB, Maryland, 2015
 78 **Culp, Curley**, DT, Arizona State, 1974-80
 78 **Culpepper, Ed**, DT, Alabama, 1962-63
 49 **Cunningham, Dick**, LB, Arkansas, 1973
 53 **Curran, Rennie**, LB, Georgia, 2010
 20 **Currier, Bill**, DB, South Carolina, 1977-79
 50 **Curry, Bill**, C, Georgia Tech, 1973
 81 **Curtis, Kevin**, WR, Utah State, 2011
 80/53 **Cutsinger, Gary**, DE, Oklahoma State, 1962-68

D

13 **Daft, Kevin**, QB, California-Davis, 1999
 87 **Darby, Al**, WR, Florida, 1976
 85 **Darrington, Chris**, WR, Weber State*, 1987
 88 **Daum, Mitch**, TE, Wyoming, 1987
 66 **Davidson, Greg**, C, North Texas, 1980-82
 90 **Davidson, Kenny**, DE, Louisiana State, 1994-95
Davidson, Pete, WR, Citadel, 1960
 12 **Davis, Bob**, QB, Virginia, 1967-69
 77 **Davis, Bruce**, T, UCLA, 1987-89
 17 **Davis, Chris**, WR, Florida State, 2007-09

84 **Davis, Donnie**, TE, Southern, 1970
 72 **Davis, Hall**, DE, Louisiana-Lafayette, 2010
 73 **Davis, John**, G/C, Georgia Tech, 1987-88
 58 **Davis, Marvin**, LB, Southern, 1974
 30 **Davis, Mike**, CB, Cincinnati, 1994
 86/84 **Davis, Willie**, WR, Central Arkansas, 1996-98
 34/33 **Dawkins, Joe**, RB, Wisconsin, 1970-71, 1976
 66 **Dawson, Doug**, G, Texas, 1990-93
 75 **Dawson, Keyunta**, DE, Texas Tech, 2012-13
 20 **Dawson, Rhett**, WR, Florida State, 1972
 67 **Dean, Jimmy**, DE, Texas A&M, 1978
 3 **Del Greco, Al**, K, Auburn, 1991-00
 23 **Dempsey, Tom**, K, Palomar J.C., 1977
 62 **DeVan, Kyle**, C/G, Oregon State, 2012
 88 **Dewveall, Willard**, TE, Southern Methodist, 1961-64
 35 **Dickenson, Bo**, RB, Southern Mississippi, 1963
 42 **Dickerson, Dorin**, TE, Pittsburgh, 2015
 10 **Dickey, Lynn**, QB, Kansas State, 1971-75
 9 **Dietrich, John**, K, Ball State*, 1987
 53 **Diles, Zac**, LB, Kansas State, 2012-13
 66/64 **DiNapoli, Gennaro**, G, Virginia Tech, 2000-02
 81 **Dirden, Johnnie**, WR, Sam Houston, 1978
 28 **Dishman, Cris**, CB, Purdue, 1988-96
 64 **Dixon, Joe**, DT, Tulsa, 1987
 93 **Dodd, Kevin**, OLB, Clemson, 2016
 50 **Dodge, Kirk**, LB, Nevada-Las Vegas, 1986
 71 **Domres, Tom**, DT, Wisconsin, 1968-71
 31 **Donaldson, Jeff**, S, Colorado, 1984-89
 77 **Donnalley, Kevin**, T/G, North Carolina, 1991-97
 57 **Dorenbos, Jon**, LS, Texas El-Paso, 2005-06
 69 **Dorris, Andy**, DE, New Mexico State, 1977-81
 30/33 **Dorsett, Anthony**, CB, Pittsburgh, 1996-99
 83 **Douglas, Harry**, WR, Louisville, 2015-16
 21 **Douglas, John**, CB, Texas Southern, 1969-70
 99 **Douglas, Marques**, DT, Howard, 2010
 78 **Douzable, Leger**, DE, Central Florida, 2012
 88 **Dressel, Chris**, TE, Stanford, 1983-86
 82/85 **Drewrey, Willie**, WR, West Virginia, 1985-88, '93
 75 **Drungo, Elbert**, T, Tennessee State, 1969-77
 30 **Dukes, Mike**, LB, Clemson, 1960-63
 38 **Dumas, Mike**, S, Indiana, 1991-93
 31 **Duncan, Brian**, RB, Southern Methodist, 1978
 80 **Duncan, Curtis**, WR, Northwestern, 1987-93
 11 **Duniven, Tom**, QB, Texas Tech, 1977-78
 91 **Dunn, Anthony**, DE, Northern Colorado, 2003
 77 **Durand, Ryan**, G, Syracuse, 2010, 2012
 12 **Durham, Kris**, WR, Georgia, 2014
 27 **Dyson, Andre**, CB, Utah, 2001-04
 87 **Dyson, Kevin**, WR, Utah, 1998-02

E

26 **Eaglin, Larry**, CB, Stephen F. Austin, 1973
 82 **Ealy, Biren**, WR, Houston, 2007
 21 **Eason, Bo**, S, California-Davis, 1984-87
 75 **Eatman, Irv**, T, UCLA, 1995-96
 21 **Eaton, Tracey**, S, Portland State, 1988-89
 20/36 **Echols, Mike**, CB, Wisconsin, 2002-04
 87 **Eccles, Scott**, TE, E. New Mexico*, 1987
 19 **Edison, Dominique**, WR, Stephen F. Austin, 2009
 87 **Edwards, Emmett**, WR, Kansas, 1975
 98 **Edwards, Lavar**, DE, Louisiana State, 2013
 35/32 **Edwards, Stan**, RB, Michigan, 1982-86
 79 **Egboh, Pannel**, DE, Stanford, 2012
 26 **Elkins, Lawrence**, WR, Baylor, 1965-68
 6 **Elkins, Mike**, QB, Wake Forest, 1992
 85 **Ellender, Richard**, WR, McNeese State, 1979
 8 **Elling, Aaron**, K, Wyoming, 2004
 60 **El-Mashtoub, Hicham**, C, Arizona, 1995-96
 96 **Embray, Keith**, DE, Utah, 2000-01
 52 **Ena, Justin**, LB, Brigham Young, 2004
 36 **Evans, Darren**, Virginia Tech, 2012
 91 **Evans, Josh**, DT, Alabama Birmingham, 1995-99, 2001

ALL-TIME PLAYER ROSTER

86 **Evans, Robert**, E, Texas A&M, 1965
 73 **Evans, Norman**, T, Texas Christian, 1965
 78 **Eyre, Nick**, T, Brigham Young, 1981

E

29 **Fairley, Leonard**, S, Alcorn A&M, 1974
 51 **Fairs, Eric**, LB, Memphis State, 1986-91
 86 **Fanning, Stan**, DE, Idaho, 1964
 67 **Fanucci, Mike**, DE, Arizona State, 1973
 20 **Farr, Miller**, CB, Wichita State, 1967-69
 96/57 **Faryniarz, Brett**, LB, San Diego State, 1994
 80 **Fasano, Anthony**, TE, Notre Dame, 2015-16
 71 **Faulkner, Stanley**, T, Texas, 1964
 51 **Favors, Greg**, LB, Mississippi State, 1999-01
 74 **Ferguson, Gene**, T, Norfolk State, 1971-72
 77 **Fields, Angelo**, T, Michigan State, 1980-81
 31 **Finnegan, Cortland**, CB, Samford, 2006-11
 94 **Fisher, Bryce**, DE, Air Force, 2007
 70/60 **Fisher, Ed**, G, Arizona State, 1974-82
 97 **Fisk, Jason**, DT, Stanford, 1999-01
 4 **Fitzpatrick, Ryan**, QB, Harvard, 2013
 55 **Flannery, John**, G/C, Syracuse, 1991-94
 44 **Fleming, Troy**, FB, Tennessee, 2004-05
 75 **Floyd, Don**, DE, Texas Christian, 1960-68
 83 **Floyd (Seabron), Malcolm**, WR, Fresno State, 1994-96
 32 **Fluellen, David**, RB, Toledo, 2016
 53 **Fokou, Moise**, LB, Maryland, 2013
 11/13 **Foote, James**, QB, Delaware Valley, 1974, '76
 88 **Ford, Bernard**, WR, Central Florida, 1990
 92 **Ford, Henry**, DE, Arkansas, 1994-02
 78 **Ford, Jacob**, DE, Central Arkansas, 2007-10
 89 **Foster, Eddie**, WR, Houston 1977-78
 78 **Foster, Jerome**, DE, Ohio State, 83-84
Fowler, Delbert, LB, West Virginia, 1981
 45 **Fowler, Jalston**, FB, Alabama, 2015-16
 53 **Fowler, Jerry**, G, N.W. Louisiana, 1964
 52 **Fowler, Ryan**, LB, Duke, 2007-08
 59 **Fox, Scott**, LB, Austin Peay*, 1987
 77 **France, Doug**, T, Ohio State, 1983-84
 62 **Franklin, Jerrell**, G, Southern*, 1987
 28 **Frazier, Charles**, WR, Texas Southern, 1962-68
 56 **Frazier, Wayne**, C, Auburn, 1965
 83/74 **Frazier, Willie**, TE, Arkansas A&M, 1964-65, '71, '75
 94 **Frederick, Mike**, DE, Virginia, 1999
 69 **Freelon, Solomon**, G, Grambling, 1972-74
 62 **Frey, Dick**, G, Texas A&M, 1961
 93 **Frisch, Byron**, DE, Brigham Young, 2000
 16 **Fritsch, Toni**, K, None, 1977-81
 55 **Frongillo, John**, C, Baylor, 1962-66
 22 **Fuller, Vincent**, S, Virginia Tech, 2005-10
 95 **Fuller, William**, DE, North Carolina, 1986-93
 66 **Funchess, Tom**, T, Jackson State, 1971-73
 17 **Furrer, Will**, QB, Virginia Tech, 1995

G

12 **Gage, Justin**, WR, Missouri, 2007-10
 69 **Gallik, Andy**, C/G, Boston College, 2015
 35 **Ganther, Quinton**, RB, Utah, 2006-08
 8 **Garcia, Teddy**, K, N.E. Louisiana, 1990
 30 **Gardner, Rich**, CB, Penn State, 2004-05
 59 **Gardner, Gilbert**, LB, Purdue, 2007
 82 **Garrison, Gary**, WR, San Diego State, 1977
 38 **Gehring, Mark**, TE, Eastern Washington*, 1987
 73 **Geisinger, Justin**, C/G, Vanderbilt, 2006
 27 **George, Eddie**, RB, Ohio State, 1996-03
 35/26 **George, Spencer**, RB, Rice, 1997-99
 3 **Gerela, Roy**, K, New Mexico State, 1969-70
 29 **Germany, Willie**, S, Morgan State, 1975
 13 **Gesser, Jason**, QB, Washington State, 2003
 38 **Ghee, Brandon**, CB, Wake Forest, 2014
 88 **Giles, Jimmie**, TE, Alcorn, 1977

87 **Givens, David**, WR, Notre Dame, 2006-07
 81 **Givins, Ernest**, WR, Louisville, 1986-94
 27 **Glick, Freddy**, S, Colorado State, 1961-66
 54 **Glover, Phil**, LB, Utah, 1999
 56 **Godfrey, Randall**, LB, Georgia, 2000-02
 68 **Golic, Mike**, DT, Notre Dame, 1985-87
 69/68 **Goode, Tom**, C, Mississippi State, 1962-65
 50 **Gooden, Zaviar**, LB, Missouri, 2013-14
 68 **Goodman, Brian**, G, UCLA, 1973-74
 99/96 **Gordon, Amon**, DT, Stanford, 2008, 2010
 47 **Gordon, Bobby**, S, Tennessee, 1960
 89 **Gordon, Richard**, TE, Miami (Fla.), 2014
 8 **Gossett, Jeff**, P, Eastern Illinois, 1987
 93 **Graf, Rick**, LB, Wisconsin, 1991-92
 60 **Graham, Aaron**, C, Nebraska, 2002
 86 **Graham, Daniel**, TE, Colorado, 2011
 11 **Graham, T.J.**, WR, North Carolina State, 2014
 32 **Granger, Hoyle**, RB, Mississippi State, 1966-70, '72
 62 **Grant, Ken**, G, Howard Payne, 1970
 21 **Gray, Jerry**, CB, Texas, 1992
 74 **Gray, Leon**, OT, Jackson State, 1979-81
 21 **Gray, Mel**, KR/WR, Purdue, 1995-97
 65 **Greaves, Gary**, DE, Miami (Fla.), 1960
 11 **Green, Dave**, P, Ohio, 1973
 20 **Green, Mike**, RB, Houston, 2000-02
 17 **Green-Beckham, Dorial**, WR, Oklahoma, 2015
 23 **Greene, Shonn**, RB, Iowa, 2013-14
 36 **Gresham, Bob**, RB, West Virginia, 1973-74
 33 **Griffin, Michael**, S, Texas, 2007-15
 22 **Griffin, Larry**, DB, North Carolina, 1986
 59 **Grimsley, John**, LB, Kentucky, 1984-90
 89 **Groman, Bill**, WR, Heidelberg, 1960-62, '66
 81 **Groth, Jeff**, WR, Bowling Green, 1979-80
 53 **Groves, Quentin**, LB, Auburn, 2014
 57 **Gruneisen, Sam**, C, Villanova, 1973
 85 **Guenther, Gregg**, TE, Southern California, 2005
Guy, Buzz, G, Duke, 1961
 46 **Guidry, Paul**, LB, McNeese State, 1973
 43 **Guzik, John**, LB, Pittsburgh, 1961

H

70 **Haayer, Adam**, OT, Minnesota, 2001
 21 **Hadl, John**, QB, Kansas, 1976-77
 80 **Hagan, Derek**, WR, Arizona State, 2014
Hagwood, Rickey, DE, South Carolina*, 1987
 86 **Haik, Mac**, WR, Mississippi, 1968-71
 93 **Halapin, Mike**, DT, Pittsburgh, 1996-97
 45 **Hall, Ahmard**, FB, Texas, 2006-11
 61 **Hall, Barry**, OT, Middle Tennessee State, 2001
 97 **Hall, Carlos**, DE, Arkansas, 2002-04
 21 **Hall, Ken**, RB, Texas A&M, 1960-61
 51 **Hall, Lemanski**, LB, Alabama, 1994-97
 90 **Hamm, Bob**, DE, Nevada-Reno, 1983-84
 82 **Hannah, Travis**, WR, Southern California, 1993-95
 30 **Hardeman, Don**, RB, Texas A&I, 1975-77
 33 **Harmon, Ronnie**, RB, Iowa, 1996-97
 23 **Harper, Jamie**, RB, Clemson, 2011-12
 20 **Harper, Nick**, CB, Fort Valley State, 2007-09
 32 **Harris, Brandon**, CB, Miami (Fla.), 2014-15
 86 **Harris, Corey**, WR, Vanderbilt, 1992
 96 **Harris, DaJohn**, DT, Southern California, 2012
 88 **Harris, Jackie**, TE, N.E. Louisiana, 1998-99
 61 **Harris, Larry**, G, Oklahoma State, 1978
 80/83 **Harris, Leonard**, WR, Texas Tech, 1987-93
 64 **Harris, Leroy**, G/C, N.C. State, 2007-12
 48 **Harris, Odie**, S/CB, Sam Houston State, 1995
 26 **Harris, Tuff**, DB, Montana, 2008
 88/47 **Hartsock, Ben**, TE, Ohio State, 2006-07
 36 **Hartwig, Carter**, DB, Southern California, 1979-84
 77 **Hartwig, Justin**, G, Kansas, 2002-05
 54/88 **Harvey, Claude**, LB, Prairie View, 1970-71
 70 **Harvey, Jim**, G, Mississippi, 1972

ALL-TIME PLAYER ROSTER

K

26 **Kaesviharn, Kevin**, S, Augustana (S.D.), 2009
 31 **Kafentzis, Kurt**, S, Hawaii*, 1987
 55 **Kassell, Brad**, LB, N. Texas State, 2002-05
 22 **Kay, Bill**, CB, Purdue, 1981-83
 90 **Kearse, Jevon**, DE, Florida, 1999-03, 2008-09
 59 **Keglar, Stanford**, LB, Purdue, 2008-09
 62 **Kellemeyer, Doug**, G, Brigham Young*, 1987
 58 **Kelley, Mike**, C/G, Notre Dame, 1985-87
 73/72 **Kelly, Bob**, DT, New Mexico State, 1961-63
 71 **Kelly, Dennis**, T, Purdue, 2016
 4 **Kempf, Florian**, K, Pennsylvania, 1982-84
 34 **Kendall, Chuck**, S, UCLA, 1960
 67/71 **Kennard, Ken**, DE, Angelo State, 1977-83
 27 **Kennedy, Mike**, DB, Toledo, 1984
 86 **Kent, Joey**, WR, Tennessee, 1997-99
 18 **Kerbow, Randy**, WR, Rice, 1963-64
 6 **Kern, Brett**, P, Toledo, 2009-16
 50/52 **Kidd, Billy**, C, Houston, 1987
 50 **Killens, Terry**, LB, Penn State, 1996-00
 27 **Kinard, Terry**, S, Clemson, 1990
Kinderman, Keith, RB, Florida State, 1963, 1965
 50/53/57 **Kiner, Steve**, LB, Tennessee, 1974-78
 46 **King, Claude**, RB, Houston, 1961
 30 **King, Eric**, CB, Wake Forest, 2006-08
 30 **King, Kenny**, RB, Oklahoma, 1979
 88 **Kinney, Erron**, TE, Florida, 2000-06
 89 **Kinney, George**, DE, Wylie, 1965
 79 **Kirk, Ernest**, DE, Howard Payne, 1977
 64 **Kline, Josh**, G, Kent State, 2016
 72 **Klotz, Jack**, T, Penn State, 1964
 97 **Klug, Karl**, DT, Iowa, 2011-16
 21 **Knight, Leander**, S, Montclair State, 1990
 25 **Knoff, Kurt**, DB, Kansas, 1977-78
 99 **Kocurek, Kris**, DT, Texas Tech, 2001-02
 72 **Koncar, Mark**, T, Colorado, 1982
 56 **Kozak, Scott**, LB, Oregon, 1989-93
 57 **Kramer, Jordan**, LB, Idaho, 2003-04
 17 **Krieg, Dave**, QB, Milton (Wisc.), 1997-98
 70 **Kropog, Troy**, OL, Tulane, 2009-10, 2012
 37 **Kush, Rod**, S, Nebraska-Omaha, 1985-86

L

91 **LaBoy, Travis**, DE, Hawaii, 2004-07
 99 **Ladd, Ernie**, DT, Grambling, 1966
 73/72 **Lanphear, Dan**, DE, Wisconsin, 1960, 1962
 34 **Laraway, Jack**, LB, Purdue, 1961
Larkin, Eric, T, Miami (Fla.)*, 1987
 57 **Lathon, Lamar**, LB, Houston, 1990-94
 66 **Layman, Jason**, T/G, Tennessee, 1996-99
 83 **Leach, Mike**, TE, William & Mary, 2000-01
 15 **Lee, Jacky**, QB, Cincinnati, 1960-63, 1966-67
 86 **Ledbetter, Monte**, WR, N.W. Louisiana, 1967
 62 **LeMoine, Jim**, G, Utah State, 1968-69
 23 **LeVias, Jerry**, WR, Southern Methodist, 1969-70
 67 **Levitre, Andy**, G, Oregon State, 2013-14
 77 **Lewan, Taylor**, T, Michigan, 2014-16
 29 **Lewis, Darryll**, CB, Arizona, 1991-98
 37/55 **Lewis, Jess**, LB, Oregon State, 1970
 55 **Lewis, Richard**, LB, Portland State, 1972
 49 **Lewis, Roderick**, TE, Arizona, 1994-97
 80 **Little, John**, DT, Oklahoma State, 1975-76
 36 **Little, Rafael**, RB, Kentucky, 2008
 10 **Locker, Jake**, QB, Washington, 2011-14
 58 **Logan, James**, LB, Memphis, 1995
 60 **Long, Kevin**, C, Florida State, 1998-01
 99 **Long, Rien**, DT, Washington State, 2003-06
 78 **Looney, Joe**, C, Wake Forest, 2015
 70 **Loper, Daniel**, OT, Texas Tech, 2005-08
 58/51/53 **Lou, Ron**, C, Arizona State, 1972-73, '76

36 **Love, Jamar**, CB, Arkansas, 2009
 12 **Loveall, Calvin**, CB, Idaho, 1988
 37 **Lowry, Calvin**, S, Penn State, 2006-07
 10 **Luck, Oliver**, QB, West Virginia, 1982-86
 32 **Lumpkin, Ron**, CB, Arizona State, 1975
 40 **Lundy, Dennis**, RB, Northwestern, 1995
 72 **Lutui, Deuce**, G, Southern California, 2012
 28 **Lyday, Allen**, S, Nebraska, 1984-87
 93 **Lyles, Robert**, LB, Texas Christian, 1984-90
 41 **Lynch, Corey**, S, Appalachian State, 2013
 98 **Lyons, Pratt**, DT/DE, Troy State (Ala.), 1997-98

M

98 **Madsen, Lynn**, DE, Washington, 1986
 78 **Maggs, Don**, T/G, Tulane, 1986-92
 94 **Mahelona, Jesse**, DT, Tennessee, 2006-07
 22 **Majors, Joe**, DB, Florida State, 1960
 50 **Malast, Kevin**, LB, Rutgers, 2011-12
 8 **Manning, Archie**, QB, Mississippi, 1982-83
 50 **Maples, Bobby**, C, Baylor, 1965-70
 5 **Marcol, Chester**, K, Hillsdale, 1980
 62 **Marcontell, Ed**, G, Lamar Tech, 1967
 83/87 **Mariani, Marc**, WR, Montana, 2010-13, 2016
 8 **Mariota, Marcus**, QB, Oregon, 2015-16
 94 **Marks, Sen'Derrick**, DT, Auburn, 2009-12
 77 **Marshall, Rich**, DT, Stephen F. Austin, 1967-68
 58 **Marshall, Wilber**, LB, Florida, 1993
 94 **Martin, Charles**, DT, Livingston, 1987
 20 **Martin, Emanuel**, CB, Alabama State, 1993
 31 **Martin, Markelle**, S, Oklahoma State, 2012-13
 68 **Martin, Matt**, T, Kansas State, 2002-03
 93 **Martin, Mike**, DL, Michigan, 2012-15
 56/51 **Marts, Lonnie**, LB, Tulane, 1997-98
 13/85 **Mason, Derrick**, WR, Michigan State, 1997-04
 47 **Maston, Le'Shai**, RB, Baylor, 1993-94
 76 **Mathews, Jason**, T, Texas A&M, 1998-04
 74 **Mathews, Bruce**, G/C/T, Southern California, 1983-01
 60 **Mathews, Kevin**, C, Texas A&M, 2010-13
 18 **Mathews, Rishard**, WR, Nevada, 2016
 11 **Mathews, Steve**, QB, Memphis State, 1998
 66 **Matias, Josue**, G/T, Florida State, 2016
 78 **Matuszak, John**, DT, Tampa, 1973
 55 **Mauck, Carl**, C, Southern Illinois, 1975-81
 8 **Mauck, Matt**, QB, Louisiana State, 2005
 68 **Mawae, Kevin**, C, Louisiana State, 2006-09
 42 **Maxwell, Tommy**, S, Texas A&M, 1974
 77 **Mayes, Ben**, DT, Drake, 1969
 80 **Mayo, Ron**, TE, Morgan State, 1973
 86 **Mays, Damon**, WR, Missouri, 1992-93
 81 **McAddley, Jason**, WR, Alabama, 2004
 16/10 **McBride, Tre**, WR, William & Mary, 2015-16
 23 **McCain, Brice**, CB, Utah, 2016
 60 **McCanless, Jim**, G, Clemson, 1960
 78 **McCants, Keith**, DE, Alabama, 1993-94
 86/19 **McCareins, Justin**, WR, Northern Illinois, 2001-03, 2008
 52 **McCarthy, Colin**, LB, Miami, 2011-14
 89 **McCloskey, Mike**, TE, Penn State, 1983-85
 22 **McCluster, Dexter**, RB, Mississippi, 2014-15
 71 **McCollum, Bubba**, DT, Kentucky, 1974
 59 **McConnell, Brian**, LB, Michigan, 1973
 30 **McCourty, Jason**, CB, Rutgers, 2009-16
 28 **McCullough, George**, CB, Baylor, 1997-99
McDaniel, Wahoo, LB, Oklahoma, 1960
 84 **McDole, Ron**, DE, Nebraska, 1962
 31 **McDonald, Keith**, WR, San Jose State*, 1987
 25 **McDowell, Bubba**, S, Miami (Fla.), 1989-94
 64 **McFadin, Bud**, DT, Texas, 1964-65
 42 **McGarrahan, Scott**, S, New Mexico, 2003-04
 95 **McGhee, Kanavis**, DE, Colorado, 1995
 87 **McKeehan, James**, TE, Texas A&M, 1995-97
 81 **McLeod, Bob**, TE, Abilene Christian, 1961-65
 26 **McMillian, Audrey**, CB, Houston, 1985-87

ALL-TIME PLAYER ROSTER

9 **McNair, Steve**, QB, Alcorn State, 1995-05
 37/48 **McNair, Todd**, RB/FB, Temple, 1994-95
 89 **McNeil, Gerald**, WR, Baylor, 1990
 86 **McNeil, Clifton**, WR, Grambling, 1973
 6 **McPherson, Don**, QB, Syracuse, 1990
 72 **McQuistan, Pat**, G/T, Weber State, 2013
 51 **McRath, Gerald**, LB, Southern Mississippi, 2009-12
 26 **Meadows, Darryl**, DB, Toledo, 1983-84
 91 **Meads, Johnny**, LB, Nicholls State, 1984-92
 84 **Meier, Shad**, TE, Kansas State, 2001-04
 74/76 **Meredith, Dudley**, DT, Lamar Tech, 1963, 1968
 79 **Meredith, Jamon**, T, South Carolina, 2014-15
 29/12 **Merkins, Guido**, DB/WR, Sam Houston State, 1978-80
 7 **Mettenberger, Zach**, QB, Louisiana State, 2014-15
 54 **Meyer, John**, LB, Notre Dame, 1966-67
 77 **Michael, Rich**, T, Ohio State, 1960-66
 76 **Mikolas, Doug**, NT, Portland State, 1988
 84 **Miller, Bill**, DT, New Mexico Highlands, 1962
 66 **Miller, Clay**, T, Michigan*, 1987
 71 **Miller, Fred**, T, Baylor, 2000-04
 4 **Miller, Josh**, P, Arizona, 2007-08
 62 **Miller, Ralph**, G, Alabama State, 1972-73
 48/35/55 **Mills, John Henry**, TE/LB, Wake Forest, 1993-96
 12 **Milstead, Charles**, QB, Texas A&M, 1960-61
 16/89 **Miotke, Frank**, WR, Grand Valley State, 1990
 30 **Mitchell, Donald**, CB, Southern Methodist, 1999-02
 41 **Mitchell, Leroy**, CB, Texas Southern, 1969-70
 97 **Mix, Bryant**, DT, Alcorn State, 1996-97
 56 **Moch, Dontay**, OLB, Nevada, 2014
 94 **Montgomery, Glenn**, DT, Houston, 1989-95
 9 **Montgomery, Greg**, P, Michigan State, 1988-93
 24 **Montgomery, Mike**, WR, Kansas State, 1974
 1 **Moon, Warren**, QB, Washington, 1984-93
 42 **Mooney, Collin**, FB, Army, 2012-13
 32 **Moore, Ricky**, FB, Alabama*, 1987
 22 **Moore, Zeke**, CB, Lincoln, 1967-77
 76 **Moran, Eric**, T, Washington, 1984-86
 90/91 **Morgan, Derrick**, DE/OLB, Georgia Tech, 2010-16
 67 **Morgan, Karl**, DT, UCLA, 1986
 30 **Moriarty, Larry**, FB, Notre Dame, 1983-86
 6 **Moroski, Mike**, QB, California-Davis, 1985
 28 **Morris, Aric**, S, Michigan State, 2000-02
 50 **Morris, Dennit**, LB, Oklahoma, 1960-61
Morrison, Ron, T, New Mexico, 1960
 11 **Moseley, Mark**, K, Stephen F. Austin, 1971-72
 84 **Moss, Randy**, WR, Marshall, 2010
 83 **Moulds, Eric**, WR, Mississippi State, 2007
 53 **Mount, Deiontrez**, LB, Louisville, 2015
 29 **Mouton, Ryan**, CB, Hawaii, 2009-12
Mrosko, Bob, TE, Penn State, 1989
 89 **Mulligan, Matthew**, TE, Maine, 2014
 80 **Mullins, Eric**, WR, Stanford, 1984-85
 63 **Munchak, Mike**, G, Penn State, 1982-93
 50/53 **Murdock, Guy**, C, Michigan, 1972
 15 **Murdock, O.J.**, WR, Fort Hays State, 2011
 56 **Murphy, Mike**, LB, S.W. Missouri State, 1979
 29 **Murray, DeMarco**, RB, Oklahoma, 2016
 77 **Musgrove, Spain**, DT, Utah State, 1970
 32 **Myers, Bobby**, S, Wisconsin, 2000-02

N

57 **Nande, Terna**, LB, Miami (Ohio), 2006
 14 **Naponic, Bob**, QB, Illinois, 1970
 42 **Nash, Damien**, RB, Missouri, 2005
 48 **Natkin, Brian**, TE, Texas El-Paso, 2001
 41 **Neal, Lorenzo**, FB, Fresno State, 1999-00
 6 **Nedney, Joe**, K, San Jose State, 2001-04
 46 **Neighbors, Connor**, FB, Louisiana State, 2015
 75 **Neil, Kenny**, DE, Iowa State*, 1987
 22 **Nelson, Benny**, S, Alabama, 1964
 83 **Nery, Ron**, DE, Kansas State, 1963
 26 **Newsom, Tony**, CB, Stephen F. Austin, 1987

46 **Nicholson, Oliver**, LB, Texas Southern, 1975
 23 **Nickey, Donnie**, S, Ohio State, 2003-10
 14 **Nielsen, Gifford**, QB, Brigham Young, 1978-83
 14 **Nix, Kent**, QB, Texas Christian, 1972
 64 **Norgard, Erik**, C/G, Colorado, 1990-98
 43 **Norton, Jim**, S, Idaho, 1960-68
 93 **Nunley, Jeremy**, DE, Alabama, 1994-95

O

98 **Odom, Antwan**, DE, Alabama, 2004-07
 52 **Odom, Sammy**, LB, N.W. Louisiana, 1964
 14 **O'Donnell, Neil**, QB, Maryland, 1999-03
 72 **Oher, Michael**, T, Mississippi, 2014
 23 **Okotcha, Bennett, CB**, Texas-San Antonio, 2016
 37 **Olerich, Dave**, LB, San Francisco, 1971
 39 **Oliver, Hubert**, FB, Arizona, 1987
 69 **Olsen, Eric**, G/C, Notre Dame, 2014
 75 **Olson, Benji**, G, Washington, 1998-07
 45 **Onesti, Larry**, LB, Northwestern, 1962-65
 98 **Orakpo, Brian**, LB, Texas, 2015-16
 26 **Orlando, Bo**, S, West Virginia, 1990-94
 85 **Orr, Jonathan**, WR, Wisconsin, 2006
 67 **Otto, Bob**, DE, Idaho State*, 1987
 66 **Otto, Mike**, T, Purdue, 2007-13
 40 **Ours, Wes**, FB, West Virginia, 2001
 71 **Owens, Joe**, DE, Alcorn State, 1976

P

62 **Page, Craig**, C, Georgia Tech, 1999
 5 **Palmer, Jordan**, QB, Texas-El Paso, 2014
 50 **Palmer, Nate**, LB, Illinois State, 2016
 74 **Parker, Willie**, DT, Arkansas AM&N, 1967-70
 32/20 **Parks, Billy**, WR, Cal State-Long Beach, 1973-75
 83 **Parks, Dave**, WR, Texas Tech, 1973
 89 **Parks, Jeff**, TE, Auburn, 1986-87
 30 **Parrish, Bernie**, CB, Florida, 1966
 18 **Parsley, Cliff**, P, Oklahoma State, 1977-82
 7 **Pastorini, Dan**, QB, Santa Clara, 1971-79
 33/4 **Payton, Jarrett**, RB, Miami (Fla.), 2005
 79 **Patu, Saul**, DT, Oregon, 2001
 44 **Peacock, Johnny**, S, Houston, 1969-70
 35 **Pearman, Alvin**, RB, Virginia, 2009
 10 **Pease, Brent**, QB, Montana, 1987-88
 72 **Peguese, Willis**, DE, Miami (Fla.), 1990-92
 32 **Pellerin, Micah**, DB, Hampton, 2013
 52 **Pennison, Jay**, C, Nicholls State, 1986-90
 64 **Perkins, Willis**, G, Texas Southern, 1961, 1963
 32 **Perry, Vernon**, S, Jackson State, 1979-82
 56 **Perlo, Phil**, G, Maryland, 1960
 69 **Petersmark, Brett**, C, Eastern Michigan*, 1987
 85 **Petrowski, Jamie**, TE, Indiana State, 2007
 67 **Petrus, Mitch**, G, Arkansas, 2012
 77 **Pettyjohn, Barry**, T, Pittsburgh, 1987
 35 **Phenix, Perry**, S, Southern Mississippi, 1998-01
 58 **Phillips, Shaun**, OLB, Purdue, 2014
 61 **Phillips, Wes**, T, Lenoir Rhyne, 1979
 86 **Pickens, Carl**, WR, Tennessee, 2000
 61 **Pilgrim, Evan**, G, Brigham Young, 1998
 69/71 **Piller, Zach**, G, Florida, 1999-06
 20 **Pinkett, Allen**, RB, Notre Dame, 1986-91
 92 **Pitoitua, Ropati**, DE, Washington State, 2013-15
 53 **Pitts, Hugh**, C, Texas Christian, 1960
 31 **Pollard, Bernard**, S, Purdue, 2013-14
 88 **Poole, Bob**, TE, Clemson, 1966-67
 39 **Poole, Larry**, RB, Kent State, 1978
 38 **Poole, Tyone**, CB, Fort Valley State, 2008
 44 **Porter, Daryl**, S, Boston College, 2001
 61 **Portis, Marico**, G, Alabama, 2004
 2 **Post, Dickie**, RB, Houston, 1971
 73 **Poutasi, Jeremiah**, G/T, Utah, 2015
 14 **Preston, Michael**, WR, Heidelberg, 2012-13

ALL-TIME PLAYER ROSTER

84	Preston, Roell , WR, Mississippi, 1999	20	Sankey, Bishop , RB, Washington, 2014-15
58	Pritchard, Ron , LB, Arizona State, 1969-72	64	Saul, Ron , G, Michigan State, 1970-75
		95	Savage, Josh , DE, Utah, 2006
		81	Sawyer, John , TE, Southern Mississippi, 1975-76
		80	Scaife, Bo , TE, Texas, 2005-10
		57	Scanlon, Rich , LB, Syracuse, 2007
46	Queen, Jeff , TE, Morgan State, 1974	81	Schifino, Jake , WR, Akron, 2002-04
54	Quinn, Steve , C, Notre Dame, 1968	35	Schillinger, Shann , S, Montana, 2013
		52	Schmidt, Bob , C, Minnesota, 1961-63
		95	Schobel, Bo , DE, Texas Christian, 2004-05
		39	Schommer, Nick , S, North Dakota State, 2010
11	Ramsey, Patrick , QB, Tulane, 2009	62	Schuhmacher, John , G, Southern California, 78-85
31	Randall, Marcus , S, Louisiana State, 2005	31	Schulters, Lance , S, Hofstra, 2002-04
68	Randall, Tom , G, Iowa State, 1979	75	Schultz, Bill , G, Southern California, 1994
21	Randle, Tate , DB, Texas Tech, 1982	62	Schwenke, Brian , C, California, 2013-16
12	Ransom, Brian , QB, Tennessee State, 1983-84	78	Scott, DeQuincy , DE/DT, Southern Mississippi, 2006
8	Reaves, John , QB, Florida, 1981	73	Scott, Jake , G, Idaho, 2008-11
89	Reed, Alvin , TE, Prairie View, 1967-72	53	Seale, Eugene , LB, Lamar, 1987-92
66	Reed, Leo , G, Colorado State, 1961	21	Searcy, Da'Norris , S, North Carolina, 2015-16
37	Reed, Kalan , CB, Southern Mississippi, 2016	24	Sensabaugh, Coty , CB, Clemson, 2012-15
60	Regner, Tom , G, Notre Dame, 1967-72	23/37	Severson, Jeff , S, Cal State-Long Beach, 1973-74
67	Reid, Jim , T/G, Virginia, 1994-95	19	Sharpe, Tajaé , WR, Massachusetts, 2016
64	Reihner, George , G, Penn State, 1977-80, '82	59	Shaw, Tim , LB, Penn State, 2010-12
37	Reinfeldt, Mike , S, Wisconsin-Milwaukee, 1976-83	96	Sheppard, Malcolm , DT, Arkansas, 2010-11
82	Renfro, Mike , WR, Texas Christian, 1978-83	80	Shiancoe, Visanthe , TE, Morgan State, 2013
25	Reynaud, Darius , RB/KR/PR, West Virginia, 2012-13	74	Shirkey, George , DT, Stephen F. Austin, 1960-61
51	Reynolds, Robert , LB, Ohio State, 2004-06	37	Sidney, Dainon , CB, Alabama Birmingham, 1998-02
17	Rhyme, Jerry , QB, Tulsa, 1970		Simerson, John , G, Purdue, 1960
80	Rice, Andy , DT, Texas Southern, 1967	8/7	Simms, Chris , QB, Texas, 2008, 2010
85	Rice, Floyd , LB, Alcorn A&M, 1971-73	96	Simon, Corey , DT, Florida State, 2007
72	Rice, George , DT, Louisiana State, 1966-70	45	Simon, John , RB, Louisiana Tech, 2002
7	Richardson, Bucky , QB, Texas A&M, 1992-94	71	Simonsen, Todd , T, South Dakota State, 1976
24	Richardson, Mike , RB, Southern Methodist, 1969-71	36	Sims, LeShaun , CB, Southern Utah, 2016
83	Richardson, Rico , WR, Jackson State, 2014-15	59	Sirmon, Peter , LB, Oregon, 2000-06
30	Rieves, Charles , LB, Houston, 1964	90	Skaugstad, Daryle , DT, California-Berkeley, 1981-82
37/28	Riggs, Cody , CB, Notre Dame, 2015-16	8	Skelton, John , QB, Fordham, 2013
53	Riley, Avon , LB, UCLA, 1981-86	10	Slack, Reggie , QB, Auburn, 1990-91
46/35	Riley, Curtis , CB, Fresno State, 2015-16	89/84	Slaughter, Webster , WR, San Diego State, 1992-94
21	Ringer, Javon , RB, Michigan State, 2009-12	41	Sledge, Leroy , RB, Bakersfield J.C., 1971
16	Ritchey, James , QB, Stephen F. Austin, 1996	27	Small, Donovan , S, Minnesota*, 1987
85	Roaches, Carl , KR, Texas A&M, 1980-84	18	Small, O.J. , WR, Florida, 2005
80	Roan, Michael , TE, Wisconsin, 1995-99	39	Smiley, Tom , RB, Lamar Tech, 1970
90	Roberson, James , DE, Florida State, 1996-98	54	Smith, Al , LB, Utah State, 1987-96
57/56	Roberts, Guy , LB, Maryland, 1972-75	25	Smith, Anthony , S, Syracuse, 2011
68	Roberts, Tim , DT, Southern Mississippi, 1992-94	32	Smith, Antowain , RB, Houston, 2004
73	Robertson, Bob , T, Illinois, 1968	23	Smith, Bob , S, Miami (Ohio), 1968
31	Robertson, Marcus , S, Iowa State, 1991-00	77	Smith, Bubba , DE, Michigan State, 1975-76
50/55	Robinson, Eddie , LB, Alabama State, 1992-95, '98-01	32	Smith, Dave , RB, Ripon, 1960-64
18	Robinson, Paul , RB, Arizona, 1972-73	87	Smith, Dave , WR, Indiana (Pa.), 1972
37	Robinson, Rafael , S, Wisconsin, 1996	20	Smith, D'Joun , CB, Florida Atlantic, 2016
82	Roby, Courtney , WR, Indiana, 2005-06	99	Smith, Doug , DT, Auburn, 1985-92
7	Roby, Reggie , P, Iowa, 1996-97	54	Smith, Larry , LB, Kentucky*, 1987
34	Rodgers, Willie , RB, Kentucky State, 72-75	96/98	Smith, Robaire , DT, Michigan State, 2000-03, 2006
61	Rodriguez, Joel , C, Miami (Fla.), 2005	11	Smith, Rusty , QB, Florida Atlantic, 2010-13
21	Rolle, Samari , CB, Florida State, 1998-04	93	Smith, Shaun , DT, South Carolina, 2011
55	Romano, Jim , C, Penn State, 1984-86	77	Smith, Sid , C, Southern California, 1974
71	Roos, Michael , T, Eastern Washington, 2005-14	83	Smith, Tim , WR, Nebraska, 1980-86
58	Rossovich, Tim , LB, Southern California, 1976	78/70/85	Smith, Tody , DE, Southern California, 1973-76
33	Rozier, Mike , RB, Nebraska, 1985-90	72	Sochia, Brian , DT, N.W. Oklahoma, 1983-85
87	Rucker, Conrad , TE, Southern, 1978-79	90	Solomon, Scott , DE, Rice, 2012
77	Rudolph, Council , DE, Kentucky State, 1972	29	Sowells, Rich , DB, Alcorn State, 1977
69	Runyan, Jon , T, Michigan, 1996-99	60/67	Spain, Quinton , G, West Virginia, 2015-16
55	Rushing, Marion , LB, Southern Illinois, 1968	92	Spears, Anthony , DE, Portland State, 1989
86	Russell, Derek , WR, Arkansas, 1995-97	24	Spence, Julian , S, Huston-Tillotson, 1960-61
55	Ruud, Barrett , LB, Nebraska, 2011	55	Spence, Sean , LB, Miami (Fla.), 2016
		60	Spencer, Chris , G/C, Mississippi, 2013-14
		56	Spencer, Cody , LB, North Texas, 2004-05
		32	Spikes, Jack , RB/K, Texas Christian, 1965
		12	Stabler, Ken , QB, Alabama, 1980-81
95	Salave'a, Joe , DT, Arizona, 1998-01	39/24	Stafford, Daimion , S, Nebraska, 2013-16
73	Salem, Harvey , T, Cal-Berkeley, 1983-86	56/59	Stallings, Dennis , LB, Illinois, 1997-98
91/73	Sampson, Greg , T, Stanford, 1972-78	57	Stamer, Josh , LB, South Dakota, 2008
81	Sanders, Chris , WR, Ohio State, 1995-02		
73	Sanderson, Scott , T, Washington State, 1997-00		
40	Sandy, Justin , S, Northern Iowa, 2004-05		

ALL-TIME PLAYER ROSTER

57 **Staples, Justin**, LB, Illinois, 2014-16
 90 **Starks, Randy**, DT, Maryland, 2004-07
 69 **Steinfeld, Al**, G/T, C.W. Post, 1983
 70 **Steinkuhler, Dean**, G/T, Nebraska, 1984-91
 27 **Stemrick, Greg**, CB, Colorado State, 1975-82
 67 **Stensrud, Mike**, DT, Iowa State, 1979-85
 53 **Stepnoski, Mark**, C, Pittsburgh, 1995-98
 88 **Stevens, Craig**, TE, California, 2008-15
 76 **Stewart, David**, T, Mississippi State, 2005-13
 81 **Stewart, Josh**, WR, Oklahoma State, 2014
 26 **Stewart, Rayna**, S/CB, Northern Arizona, 1996-97
 68 **Stingily, Byron**, T, Louisville, 2011-14
 70 **Stith, Carel**, DT, Nebraska, 1967-69
 69 **Stoepel, Terry**, T, Tulsa, 1970
 36 **Stone, Donnie**, RB, Arkansas, 1966
 68 **Stotter, Rich**, LB, Houston, 1968
 74 **Strahan, Arthur**, DE, Texas Southern, 1965
 39/53 **Stringer, Art**, LB, Ball State, 1977-81
 4 **Strong, Jasper**, WR, Illinois, 1995
 68/75 **Stroth, Vince**, G, Brigham Young, 1987-88
 98 **Studaway, Mark**, DE, Tennessee, 1984
 68 **Studdard, Les**, C, Texas, 1983
 62 **Sturm, Jerry**, C, Illinois, 1971
 8/4 **Succop, Ryan**, K, South Carolina, 2014-16
 22 **Suci, Bob**, S, Michigan State, 1962
 76 **Suggs, Walt**, T, Mississippi State, 1962-71
 7 **Sullivan, Kent**, P, California-Lutheran, 1991, 1993
 8 **Superick, Steve**, P, West Virginia*, 1987
 89 **Supernaw, Phillip**, TE, Ouachita Baptist, 2015-16
 40 **Sutton, Mickey**, S, Auburn, 1966
 93 **Sutton, Mike**, DE, Louisiana State, 1998
 76 **Svitek, Will**, T, Stanford, 2014
 64 **Swatland, Dick**, G, Notre Dame, 1968

I

61 **Talamini, Bob**, G, Kentucky, 1960-67
 11 **Tanney, Alex**, QB, Monmouth, 2015-16
 80 **Tasker, Steve**, WR, Northwestern, 1985-86
 28 **Tatum, Jack**, DB, Ohio State, 1980
 41 **Tavai, J.R.**, LB, Southern California, 2015
 42 **Taylor, Altie**, RB, Utah State, 1976
 83 **Taylor, Chris**, WR, Texas A&M, 2001
 87 **Taylor, Lionel**, WR, New Mexico Highlands, 1967-68
 70 **Taylor, Malcolm**, DE, Tennessee State, 1982-83, '86
 71 **Teeter, Mike**, DE, Michigan, 1993-94
 82 **Thigpen, Yancey**, WR, Winston-Salem State, 1998-00
 28 **Thomas, Bill**, RB, Boston College, 1973
 36 **Thomas, Dee**, CB, Nicholls State, 1990
 82 **Thomas, Earl**, WR, Houston, 1976
 35 **Thomas, Jemea**, DB, Georgia Tech, 2014
 94 **Thomas, Juqua**, DE, Oklahoma State, 2001-04
 74/77 **Thomas, Lee**, DE, Jackson State, 1975
 20 **Thomas, Rodney**, RB, Texas A&M, 1995-98
 16 **Thomas, Sloan**, WR, Texas, 2005
 70 **Thomas, Stan**, T, Texas, 1993-95
 28 **Thomaselli, Rich**, RB, West Virginia-Wesleyan, 1981-82
 28 **Thompson, Emmuel**, CB, Texas A&I*, 1987
 28/37 **Thompson, Lamont**, S, Washington State, 2003-06
 84 **Thompson, Taylor**, TE, Southern Methodist, 2012-14
 51 **Thompson, Ted**, LB, Southern Methodist, 1975-84
 50 **Thornton, David**, LB, North Carolina, 2006-10
 44 **Thornton, James**, TE, Cal State-Fullerton, 1995
 78 **Thornton, John**, DT, West Virginia, 1999-02
 18 **Thurman, Andrae**, WR, Southern Oregon, 2005
 58 **Thweatt, Byron**, LB, Virginia, 2001
 78 **Tilleman, Mike**, DT, Montana, 1971-72
 33/32 **Tillman, Spencer**, RB, Oklahoma, 1987-88, 1992-94
 47 **Tobin, Bill**, RB, Missouri, 1963
 44 **Tolar, Charles**, RB, N.W. Louisiana, 1960-66
 42 **Tolbert, Jim**, CB, Lincoln, 1972
 11 **Tolliver, Billy Joe**, QB, Texas Tech, 1994
 49 **Toone, Spencer**, LB, Utah, 2006

76 **Towns, Morris**, T, Missouri, 1977-83
 47 **Trammell, Allen**, S, Florida, 1966
 79 **Trask, Orville**, DT, Rice, 1960-61
 79 **Tretola, Sebastian**, G, Arkansas, 2016
 84/86 **Troupe, Ben**, TE, Florida, 2004-07
 10 **Trull, Don**, QB, Baylor, 1964-69
 96 **Tuatagaloa, Natu**, DT/DE, California, 1995
 20 **Tullis, Willie**, DB, Troy State, 1981-84
 55 **Tulloch, Stephen**, LB, N.C. State, 2006-10
 95 **Turner, Dwain**, DT, Rice*, 1987
 59 **Turner, Rob**, C/G, New Mexico, 2013
 86 **Turzilli, Andrew**, WR, Rutgers, 2015

U

56 **Underwood, Olen**, LB, Texas, 1966-70

V

45 **Valentine, Ira**, RB, Texas A&M, 1987
 93 **Vanden Bosch, Kyle**, DE, Nebraska, 2005-09
 73 **Vanoy, Vernon**, DT, Kansas, 1973
 99 **Veal, Demetrin**, DT, Tennessee, 2007
 71 **Veasey, Craig**, DT/DE, Houston, 1992-93, 1995
 61 **Velasco, Fernando**, C/G, Georgia, 2009-12
 88 **Verhulst, Chris**, TE, Chico State, 1988-89
 20 **Verner, Alterraun**, CB, UCLA, 2010-13
 96 **Vickerson, Kevin**, DT, Michigan State, 2007-09
 34 **Viltz, Theo**, CB, Southern California, 1966
 50 **Vogel, Paul**, LB, South Carolina*, 1987
 31 **Voight, Mike**, RB, North Carolina, 1977
 7/12 **Volek, Billy**, QB, Fresno State, 2000-06

W

36 **Waddell, Michael**, CB, North Carolina, 2004-06
 19 **Wade, Bobby**, WR, Arizona, 2005-06
 53 **Wainscott, Lloyd**, LB, Texas, 1969-70
 82 **Walker, Delanie**, TE, Central Missouri, 2013-16
 25 **Walker, Denard**, CB, Louisiana State, 1997-00
 96 **Walker, Gary**, DT, Auburn, 1995-98
 29 **Walker, Joe**, S, Nebraska, 2001
 77 **Walker, Rod**, DT, Troy State, 2000
 15 **Walker, Wayne**, K, N.W. Louisiana, 1968
 52 **Wallace, Aaron**, OLB, UCLA, 2016
 89 **Wallace, Cooper**, TE, Auburn, 2006
 35 **Wallace, Ray**, FB, Purdue, 1986-87
Wallner, Fred, G, Notre Dame, 1960
 82/86 **Walls, Herkie**, WR, Texas, 1983-84
 32 **Walsh, Ward**, RB, Colorado, 1971-72
 87 **Walter, Kevin**, WR, Eastern Michigan, 2013
 83 **Walters, Joey**, WR, Clemson, 1987
 93/77 **Walton, Sam**, T, East Texas State, 1971
 64 **Wand, Seth**, T, N.W. Missouri State, 2006
 70 **Warmack, Chance**, G, Alabama, 2013-16
 26/29 **Washington, Leon**, RB, Florida State, 2013-14
 85 **Washington, Nate**, WR, Tiffin, 2009-14
 53/59 **Washington, Ted**, LB, Mississippi Valley, 1973-82
 23 **Washington, Vic**, RB, Wyoming, 1974
 57 **Watson, Ed**, LB, Grambling, 1969
 38 **Webb, B.W.**, CB, William & Mary, 2015
 90 **Webster, George**, LB, Michigan State, 1967-72
 86 **Wegener, Bucky**, DT, Missouri, 1962-63
 28/86 **Weger, Mike**, S, Bowling Green, 1976-77
 20 **Weir, Sammy**, WR, Arkansas State, 1965
 88 **Wellman, Gary**, WR, Southern California, 1991-94
 56 **Wells, Ray**, LB, Arizona, 2003
 70 **Wells, Robert**, T, J.C. Smith, 1972
 41 **Wells, Terence**, RB, Southern Mississippi, 1974
 35 **West, Terrance**, RB, Towson, 2015
 63 **Wharton, Hogan**, G, Houston, 1960-63
 33 **White, Bob**, RB, Ohio State, 1960
 79 **White, Jim**, DE, Colorado State, 1974-75
 86 **White, John**, TE, Texas Southern, 1960-61

ALL-TIME PLAYER ROSTER

25	White, LenDale , RB, Southern California, 2006-09	92	Witherspoon, Will , LB, Georgia, 2010-12
44	White, Lorenzo , RB, Michigan State, 1988-94	12	Witkowski, John , QB, Columbia, 1986-87
79	White, Marcus , DT, Murray State, 2005	67	Wittenborn, John , G, S.E. Missouri, 1964-68
29	White, Robert , CB, Lamar*, 1987	96	Woods, Al , NT, Louisiana State, 2014-16
12	Whitehurst, Charlie , QB, Clemson, 2014-15	75	Woods, Antwaun , NT, Southern California, 2016
79	Whitley, Wilson , DT, Houston, 1983	80	Woods, Glenn , DT, Prairie View, 1969
38	Whittington, C.L. , FS, Prairie View, 1974-78	49	Woods, LeVar , LB, Iowa, 2006-07
63	Wilkerson, Doug , G, North Carolina Central, 1970	42	Woods, Robert , WR, Grambling, 1978
42	Williams, Armon , S/LB, Arizona, 1997	59	Woodyard, Wesley , LB, Kentucky, 2014-16
41	Williams, Cary , CB, Washburn, 2008-09	26	Woolfolk, Andre , CB, Oklahoma, 2003-06
17	Williams, Damian , WR, Southern California, 2010-13	40	Woolfolk, Butch , RB, Michigan, 1985-86
73	Williams, David , T, Florida, 1989-95	36	Wooten, Khalid , CB, Nevada, 2013-14
69	Williams, Doug , T/G, Texas A&M, 1986-88	52	Wortham, Barron , LB, Texas El-Paso, 1994-99
87	Williams, Jamie , TE, Nebraska, 1984-88	29/25	Wreh-Wilson, Bliidi , CB, Connecticut, 2013-15
97	Williams, Lee , DE, Bethune-Cookman, 1991-93	17	Wright, Elmo , WR, Houston, 1975
78	Williams, Maxie , G, S.E. Louisiana, 1965	13	Wright, Kendall , WR, Baylor, 2012-16
18	Williams, Mike , WR, Southern California, 2007	37	Wright, Thomas , S, Michigan State, 2003
86	Williams, Oliver , WR, Illinois*, 1987	41	Wyatt, Alvin , CB, Bethune-Cookman, 1973
11	Williams, Paul , WR, Fresno State, 2007-08	41/89	Wycheck, Frank , TE, Maryland, 1995-03
68	Williams, Ralph , G, Southern, 1982	19	Wylie, Devon , WR, Fresno State, 2013
35	Williams, Richard , RB, Memphis State, 1984	79	Wynn, Jarius , DE, Georgia, 2012
86	Williams, Roydell , WR, Tulane, 2005-07		
49	Williams, Sam , CB, New Mexico Highlands, 1976		Y
25	Williams, Tank , S, Stanford, 2002-05	84	Yamini, Bashir , WR, Iowa, 2000
78	Williams, Todd , G/T, Florida State, 2003-05	66	Yarno, George , C/G, Washington State, 1989
54	Williamson, Avery , LB, Kentucky, 2014-16	80	Yeats, James , TE, Florida, 1960
10	Williamson, Lee , QB, Presbyterian (SC), 1994	68	Young, Almon , G, Bethune-Cookman*, 1987
44	Willis, Fred , RB, Boston College, 1972-77	56	Young, Bob , G, Howad Payne, 1971-80
21	Wilson, George , S, Arkansas, 2013-14	77	Young, James , DE, Texas Southern, 1977-79
33	Wilson, J.C. , DB, Pittsburgh, 1978-83	99	Young, Robert , DE, Mississippi State, 1996
82	Wilson, Sheddrick , WR, Louisiana State, 1996	10	Young, Vince , QB, Texas, 2006-10
45	Wilson, Tim , RB/TE, Maryland, 1977-82		Z
35	Wilson, Tracy , S, Northern Illinois, 2012	87	Zaeske, Paul , WR, North Park, 1969-70
8	Wilson, Tyler , QB, Arkansas, 2013	7	Zendejas, Tony , K, Nevada-Reno, 1985-90
95	Wimbley, Kamerion , DE/OLB, Florida State, 2012-14		
52	Winborn, Jamie , LB, Vanderbilt, 2009-10		
79	Winkler, Ulrich , DE, None, 2008		
22	Wisener, Gary , CB, Baylor, 1961		
88	Witcher, Albert , S, Baylor, 1960		

* Played in replacement games only



Frank Wycheck caught 482 passes with the franchise from 1995-2003.

ALL-TIME JERSEY NUMBERS

(Years listed are total seasons with the club and do not reflect a player's jersey number change)

00

Burrough, Ken, WR, Texas Southern, 1971-81

1

Anderson, Gary, K, Syracuse, 2003-04
Moon, Warren, QB, Washington, 1984-93

2

Bironas, Rob, K, Georgia Southern, 2005-13
Butler, Skip, K, Texas-Arlington, 1972-77
Post, Dickie, RB, Houston, 1971

3

Del Greco, Al, K, Auburn, 1991-00
Gerela, Roy, K, New Mexico State, 1969-70
Hodges, Reggie, P, Ball State, 2009

4

Beverly, David, P, Auburn, 1974
Fitzpatrick, Ryan, QB, Harvard, 2013
Kempf, Florian, K, Pennsylvania, 1982-84
Miller, Josh, P, Arizona, 2007-08
Payton, Jarrett, RB, Miami (Fla.), 2005
Strong, Jasper, WR, Illinois, 1995
Succop, Ryan, K, South Carolina, 2014-16

5

Collins, Kerry, QB, Penn State, 2006-10
Marcol, Chester, K, Hillsdale, 1980
Palmer, Jordan, QB, Texas-El Paso, 2014

6

Elkins, Mike, QB, Wake Forest, 1992
Howfield, Ian, K, Tennessee, 1991
James, John, P, Florida, 1982-84
Kern, Brett, P, Toledo, 2009-16
McPherson, Don, QB, Syracuse, 1990
Moroski, Mike, QB, California-Davis, 1985
Nedney, Joe, K, San Jose State, 2001-04

7

Mettenberger, Zach, QB, Louisiana State, 2014-15
Pastorini, Dan, QB, Santa Clara, 1971-79
Richardson, Bucky, QB, Texas A&M, 1992-94
Roby, Reggie, P, Iowa, 1996-97
Simms, Chris, QB, Texas, 2008, 2010
Sullivan, Kent, P, California-Lutheran, 1991, 1993
Volek, Billy, QB, Fresno State, 2000-06
Zendejas, Tony, K, Nevada-Reno, 1985-90

8

Cooper, Joe, K, Cal-Berkeley, 1984
Elling, Aaron, K, Wyoming, 2004
Garcia, Teddy, K, N.E. Louisiana, 1990
Gossett, Jeff, P, Eastern Illinois, 1987
Hasselbeck, Matt, QB, Boston College, 2011-12
Manning, Archie, QB, Mississippi, 1982-83
Mariota, Marcus, QB, Oregon, 2015-16
Mauck, Matt, QB, Louisiana State, 2005
Reaves, John, QB, Florida, 1981
Simms, Chris, QB, Texas, 2008, 2010

Skelton, John, QB, Fordham, 2013
Succop, Ryan, K, South Carolina, 2014-16
Superick, Steve, P, West Virginia*, 1987
Wilson, Tyler, QB, Arkansas, 2013

9

Dietrich, John, K, Ball State*, 1987
McNair, Steve, QB, Alcorn State, 1995-05
Montgomery, Greg, P, Michigan State, 1988-93

10

Bradshaw, Craig, QB, Utah State, 1980
Dickey, Lynn, QB, Kansas State, 1971-75
Locker, Jake, QB, Washington, 2011-14
Luck, Oliver, QB, West Virginia, 1982-86
McBride, Tre, WR, William & Mary, 2015-16
Pease, Brent, QB, Montana, 1987-88
Slack, Reggie, QB, Auburn, 1990-91
Trull, Don, QB, Baylor, 1964-69
Williamson, Lee, QB, Presbyterian (SC), 1994
Young, Vince, QB, Texas, 2006-10

11

Bailey, Harold, WR, Oklahoma State, 1981-83
Beathard, Pete, QB, Southern California, 1967-69
Duniven, Tom, QB, Texas Tech, 1977-78
Foote, James, QB, Delaware Valley, 1974, '76
Graham, T.J., WR, North Carolina State, 2014
Green, Dave, P, Ohio, 1973
Humphrey, Buddy, QB, Baylor, 1966
Johnson, Lee, P, Brigham Young, 1985-87
Jones, Spike, P, Georgia, 1970
Matthews, Steve, QB, Memphis State, 1998
Moseley, Mark, K, Stephen F. Austin, 1971-72
Ramsey, Patrick, QB, Tulane, 2009
Smith, Rusty, QB, Florida Atlantic, 2010-13
Tanney, Alex, QB, Monmouth, 2015-16
Tolliver, Billy Joe, QB, Texas Tech, 1994
Williams, Paul, WR, Fresno State, 2007-08

12

Amundson, George, RB, Iowa State, 1973-74
Baker, Melvin, WR, Texas Southern, 1972
Chandler, Chris, QB, Washington, 1995-96
Davis, Bob, QB, Virginia, 1967-69
Gage, Justin, WR, Missouri, 2007-10
Johnson, Charley, QB, New Mexico State, 1970-71
Johnson, Doug, QB, Florida, 2004
Loveall, Calvin, CB, Idaho, 1988
Merkens, Guido, DB/WR, Sam Houston State, 1978-80
Milstead, Charles, QB, Texas A&M, 1960-61
Ransom, Brian, QB, Tennessee State, 1983-84
Stabler, Ken, QB, Alabama, 1980-81
Volek, Billy, QB, Fresno State, 2000-06
Whitehurst, Charlie, QB, Clemson, 2014-15
Witkowski, John, QB, Columbia, 1986-87

13

Daft, Kevin, QB, California-Davis, 1999
Foote, James, QB, Delaware Valley, 1974, '76
Gesser, Jason, QB, Washington State, 2003
Haymond, Alvin, S, Southern, 1973
Johnson, Stafon, RB, Southern California, 2010
Mason, Derrick, WR, Michigan State, 1997-04
Wright, Kendall, WR, Baylor, 2012-16

14

Anderson, Billy, QB, Tulsa, 1967
Carlson, Cody, QB, Baylor, 1987-94
Johnson, Damaris, WR, Tulsa, 2015
Naponic, Bob, QB, Illinois, 1970
Nielsen, Gifford, QB, Brigham Young, 1978-83
Nix, Kent, QB, Texas Christian, 1972
O'Donnell, Neil, QB, Maryland, 1999-03
Preston, Michael, WR, Heidelberg, 2012-13

15

Hentrich, Craig, P/K, Notre Dame, 1998-2009
Hunter, Justin, WR, Tennessee, 2013-15
Johnson, Al, S, Cincinnati, 1972-78
Lee, Jacky, QB, Cincinnati, 1960-63, 1966-67
Murdock, O.J., WR, Fort Hays State, 2011
Walker, Wayne, K, N.W. Louisiana, 1968

16

Blanda, George, QB, Kentucky, 1960-66
Camarillo, Rich, P, Washington, 1994-95
Cassel, Matt, QB, Southern California, 2016
Cochrane, Kelly, QB, Miami (Fla.), 1972
Fritsch, Toni, K, None, 1977-81
McBride, Tre, WR, William & Mary, 2015-16
Miotke, Frank, WR, Grand Valley State, 1990
Ritchey, James, QB, Stephen F. Austin, 1996
Thomas, Sloan, WR, Texas, 2005

17

Beck, Braden, K, Stanford, 1971
Brown, Reggie, WR, Alabama State, 1993-94
Coleman, Chris, WR, N.C. State, 2000-01
Davis, Chris, WR, Florida State, 2007-09
Durham, Kris, WR, Georgia, 2014
Furrer, Will, QB, Virginia Tech, 1995
Green-Beckham, Dorial, WR, Oklahoma, 2015
Krieg, Dave, QB, Milton (Wisc.), 1997-98
Rhome, Jerry, QB, Tulsa, 1970
Williams, Damian, WR, Southern California, 2010-13
Wright, Elmo, WR, Houston, 1975

18

Baker, Ed, QB, Lafayette, 1972
Baker, Melvin, WR, Texas Southern, 1972
Britt, Kenny, WR, Rutgers, 2009-13
Joiner, Charlie, WR, Grambling, 1969-72
Kerbow, Randy, WR, Rice, 1963-64
Matthews, Rishard, WR, Nevada, 2016
Parsley, Cliff, P, Oklahoma State, 1977-82
Robinson, Paul, RB, Arizona, 1972-73
Small, O.J., WR, Florida, 2005
Thurman, Andrae, WR, Southern Oregon, 2005
Williams, Mike, WR, Southern California, 2007

19

Alexander, Willie, CB, Alcorn A&M, 1971-79
Bennett, Drew, WR, UCLA, 2001-06
Edison, Dominique, WR, Stephen F. Austin, 2009
Jones, Quintin, S, Pittsburgh, 1989-90
McCareins, Justin, WR, Northern Illinois, 2001-03, 2008
Sharpe, Tajaé, WR, Massachusetts, 2016
Wade, Bobby, WR, Arizona, 2005-06
Wylie, Devon, WR, Fresno State, 2013

ALL-TIME JERSEY NUMBERS

20

Cannon, Billy, RB, Louisiana State, 1960-63
 Compton, Dick, WR, McMurray, 1965
 Cox, Perrish, CB Oklahoma State, 2016
 Currier, Bill, DB, South Carolina, 1977-79
 Dawson, Rhett, WR, Florida State, 1972
 Echols, Mike, CB, Wisconsin, 2002-04
 Farr, Miller, CB, Wichita State, 1967-69
 Green, Mike, RB, Houston, 2000-02
 Harper, Nick, CB, Fort Valley State, 2007-09
 Henry, Travis, RB, Tennessee, 2005-06
 Martin, Emanuel, CB, Alabama State, 1993
 Parks, Billy, WR, Cal State-Long Beach, 1973-75
 Pinkett, Allen, RB, Notre Dame, 1986-91
 Sankey, Bishop, RB, Washington, 2014-15
 Smith, D'Joun, CB, Florida Atlantic, 2016
 Thomas, Rodney, RB, Texas A&M, 1995-98
 Tullis, Willie, DB, Troy State, 1981-84
 Verner, Alterraun, CB, UCLA, 2010-13
 Weir, Sammy, WR, Arkansas State, 1965

21

Birdsong, Craig, S, North Texas State, 1987
 Brezina, Bobby, RB, Houston, 1963
 Douglas, John, CB, Texas Southern, 1969-70
 Eason, Bo, S, California-Davis, 1984-87
 Eaton, Tracey, S, Portland State, 1988-89
 Gray, Jerry, CB, Texas, 1992
 Gray, Mel, KR/WR, Purdue, 1995-97
 Hadl, John, QB, Kansas, 1976-77
 Hall, Ken, RB, Texas A&M, 1960-61
 Hatchett, Derrick, CB, Texas, 1983
 Hill, Reynaldo, CB Florida, 2005-08
 Jefferson, Charles, DB, McNeese State, 1979-80
 Johns, Pete, S, Tulane, 1967-69
 Knight, Leander, S, Montclair State, 1990
 Randle, Tate, DB, Texas Tech, 1982
 Ringer, Javon, RB, Michigan State, 2009-12
 Rolle, Samari, CB, Florida State, 1998-04
 Searcy, Da'Norris, S, North Carolina, 2015-16
 Wilson, George, S, Arkansas, 2013-14

22

Anderson, Herbie, CB, Texas A&I, 1991
 Archie, Mike, RB, Penn State, 1996-98
 Barnes, Tomur, CB, North Texas, 1994-97
 Battle, Jackie, RB, Houston, 2013-14
 Brown, Don, RB, Houston, 1960
 Brown, Tony, CB, Fresno State, 1992-93
 Dyson, Andre, CB, Utah, 2001-04
 Fuller, Vincent, S, Virginia Tech, 2005-10
 Griffin, Larry, DB, North Carolina, 1986
 Henry, Derrick, RB, Alabama, 2016
 Johnson, Kenny, S, Mississippi State, 1986-89
 Kay, Bill, CB, Purdue, 1981-83
 Majors, Joe, DB, Florida State, 1960
 McCluster, Dexter, RB, Mississippi, 2014-15
 Moore, Zeke, CB, Lincoln, 1967-77
 Nelson, Benny, S, Alabama, 1964
 Suci, Bob, S, Michigan State, 1962
 Wisener, Gary, CB, Baylor, 1961

23

Bishop, Blaine, S, Ball State, 1993-01
 Cobb, David, RB, Minnesota, 2015
 Dempsey, Tom, K, Palomar J.C., 1977
 Greene, Shonn, RB, Iowa, 2013-14
 Harper, Jamie, RB, Clemson, 2011-12

Hill, Greg, CB, Oklahoma State, 1983
 Jancik, Bobby, S, Lamar Tech, 1962-67
 Johnson, Richard, CB, Wisconsin, 1985-92
 LeVias, Jerry, WR, Southern Methodist, 1969-70
 McCain, Brice, CB, Utah, 2016
 Nickey, Donnie, S, Ohio State, 2003-10
 Severson, Jeff, S, Cal State-Long Beach, 1973-74
 Smith, Bob, S, Miami (Ohio), 1968
 Washington, Vic, RB, Wyoming, 1974

24

Beckham, Tony, CB, Wisconsin-Stout, 2002-05
 Brown, Steve, CB, Oregon, 1983-90
 Clinton, Charles, CB, San Jose State*, 1987
 Hope, Chris, S, Florida State, 2006-11
 Jackson, Steve, CB, Purdue, 1991-99
 Montgomery, Mike, WR, Kansas State, 1974
 Richardson, Mike, RB, Southern Methodist, 1969-71
 Sensabaugh, Coty, CB, Clemson, 2012-15
 Spence, Julian, S, Huston-Tillotson, 1960-61
 Stafford, Daimion, S, Nebraska, 2013-16

25

Bostic, Keith, S, Michigan, 1983-88
 Burrell, Ode, RB, Mississippi State, 1964-69
 Charles, John, S, Purdue, 1971-74
 Hunter, Torey, CB, Washington State, 1995
 Jenkins, DeRon, CB, Tennessee, 2001
 Johnson, Rashad, S, Alabama, 2016
 Jones, Gene, CB, Rice, 1961
 Knoff, Kurt, DB, Kansas, 1977-78
 McDowell, Bubba, S, Miami (Fla.), 1989-94
 Reynaud, Darius, RB/KR/PR, West Virginia, 2012-13
 Smith, Anthony, S, Syracuse, 2011
 Walker, Denard, CB, Louisiana State, 1997-00
 White, LenDale, RB, Southern California, 2006-09
 Williams, Tank, S, Stanford, 2002-05
 Wreh-Wilson, Bliidi, CB, Connecticut, 2013-15

26

Andrews, Antonio, RB, Western Kentucky, 2014-16
 Babineaux, Jordan, S, Southern Arkansas, 2011-12
 Carpenter, Rob, RB, Miami (Ohio), 1977-81
 Cecil, Chuck, S, Arizona, 1995
 Eaglin, Larry, CB, Stephen F. Austin, 1973
 Elkins, Lawrence, WR, Baylor, 1965-68
 George, Spencer, RB, Rice, 1997-99
 Harris, Tuff, DB, Montana, 2008
 Kaesviharn, Kevin, S, Augustana (S.D.), 2009
 McMillian, Audrey, CB, Houston, 1985-87
 Meadows, Darryl, DB, Toledo, 1983-84
 Newsom, Tony, CB, Stephen F. Austin, 1987
 Orlando, Bo, S, West Virginia, 1990-94
 Stewart, Rayna, S/CB, Northern Arizona, 1996-97
 Washington, Leon, RB, Florida State, 2013-14
 Woolfolk, Andre, CB, Oklahoma, 2003-06

27

Bass, Glen, WR, East Carolina, 1967-68
 Blahak, Joe, S, Nebraska, 1973
 Brown, Sonny, S, Oklahoma, 1987
 George, Eddie, RB, Ohio State, 1996-03

Glick, Freddy, S, Colorado State, 1961-66
 Hoage, Terry, S, Georgia, 1993
 Jones, Quintin, S, Pittsburgh, 1989-90
 Kennedy, Mike, DB, Toledo, 1984
 Kinard, Terry, S, Clemson, 1990
 Small, Donovan, S, Minnesota*, 1987
 Sternick, Greg, CB, Colorado State, 1975-82

28

Barclay, Chris, RB, Wake Forest, 2007
 Dishman, Cris, CB, Purdue, 1988-96
 Frazier, Charles, WR, Texas Southern, 1962-68
 Hicks, Dwone, RB, Middle Tennessee State, 2003
 Hopkins, Andy, RB, Stephen F. Austin, 1971
 Huff, Marqueston, DB, Wyoming, 2014-15
 Iwuoma, Chidi, CB, California, 2007
 Johnson, Chris, RB, East Carolina, 2008-13
 Lyday, Allen, S, Nebraska, 1984-87
 McCullough, George, CB, Baylor, 1997-99
 Morris, Aric, S, Michigan State, 2000-02
 Riggs, Cody, CB, Notre Dame, 2015-16
 Tatum, Jack, DB, Ohio State, 1980
 Thomas, Bill, RB, Boston College, 1973
 Thomaselli, Rich, RB, West Virginia-Wesleyan, 1981-82
 Thompson, Emmuel, CB, Texas A&I*, 1987
 Thompson, Lamont, S, Washington State, 2003-06
 Weger, Mike, S, Bowling Green, 1976-77

29

Allen, Patrick, CB, Utah State, 1985-90
 Brown, Chris, RB, Colorado, 2003-07
 Carr, Chris, DB, Boise State, 2008
 Coady, Rich, S, Texas A&M, 2002
 Cox, Perrish, CB, Oklahoma State, 2015-16
 Fairley, Leonard, S, Alcorn A&M, 1974
 Germany, Willie, S, Morgan State, 1975
 Houston, Ken, S, Prairie View, 1967-72
 Lewis, Darryll, CB, Arizona, 1991-98
 Merkens, Guido, DB/WR, Sam Houston State, 1978-80
 Mouton, Ryan, CB, Hawaii, 2009-12
 Murray, DeMarco, RB, Oklahoma, 2016
 Sowell, Rich, DB, Alcorn State, 1977
 Walker, Joe, S, Nebraska, 2001
 Washington, Leon, RB, Florida State, 2013-14
 White, Robert, CB, Lamar*, 1987
 Wreh-Wilson, Bliidi, CB, Connecticut, 2013-15

30

Davis, Mike, CB, Cincinnati, 1994
 Dorsett, Anthony, CB, Pittsburgh, 1996-99
 Dukes, Mike, LB, Clemson, 1960-63
 Gardner, Rich, CB, Penn State, 2004-05
 Hardeman, Don, RB, Texas A&I, 1975-77
 Hunter, Herman, RB, Tennessee State, 1987
 Jones, Victor, RB, Louisiana State, 1990-91
 King, Eric, CB, Wake Forest, 2006-08
 King, Kenny, RB, Oklahoma, 1979
 McCourty, Jason, CB, Rutgers, 2009-16
 Mitchell, Donald, CB, Southern Methodist, 1999-02
 Moriarty, Larry, FB, Notre Dame, 1983-86
 Parrish, Bernie, CB, Florida, 1966
 Rieves, Charles, LB, Houston, 1964

ALL-TIME JERSEY NUMBERS

31

Allen, Gary, RB, Hawaii, 1982
 Aubrey, Josh, S, Stephen F. Austin, 2015
 Brown, Gary, RB, Penn State, 1991-95
 Byard, Kevin, S, Middle Tennessee State, 2016
 Cline, Doug, LB, Clemson, 1960-66
 Donaldson, Jeff, S, Colorado, 1984-89
 Duncan, Brian, RB, Southern Methodist, 1978
 Finnegan, Cortland, CB, Samford, 2006-11
 Joyner, Larry, S, Minnesota*, 1987
 Kafentzis, Kurt, S, Hawaii*, 1987
 Martin, Markelle, S, Oklahoma State, 2012-13
 McDonald, Keith, WR, San Jose State*, 1987
 Pollard, Bernard, S, Purdue, 2013-14
 Randall, Marcus, S, Louisiana State, 2005
 Robertson, Marcus, S, Iowa State, 1991-00
 Schulters, Lance, S, Hofstra, 2002-04
 Voight, Mike, RB, North Carolina, 1977

32

Barnes, Tomur, CB, North Texas, 1994-97
 Edwards, Stan, RB, Michigan, 1982-86
 Fluellen, David, RB, Toledo, 2016
 Granger, Hoyle, RB, Mississippi State, 1966-70,
 '72
 Harris, Brandon, CB, Miami (Fla.), 2014-15
 Highsmith, Alonzo, FB, Miami (Fla.), 1987-89
 Johnson, Robert, S, Utah, 2010-12
 Jones, Pacman, CB, West Virginia, 2005-06
 Lumpkin, Ron, CB, Arizona State, 1975
 Moore, Ricky, FB, Alabama*, 1987
 Myers, Bobby, S, Wisconsin, 2000-02
 Parks, Billy, WR, Cal State-Long Beach, 1973-
 75
 Pellerin, Micah, DB, Hampton, 2013
 Perry, Vernon, S, Jackson State, 1979-82
 Smith, Antowain, RB, Houston, 2004
 Smith, Dave, RB, Ripon, 1960-64
 Spikes, Jack, RB/K, Texas Christian, 1965
 Tillman, Spencer, RB, Oklahoma, 1987-88,
 1992-94
 Walsh, Ward, RB, Colorado, 1971-72

33

Babb, Gene, LB, Austin College, 1962-63
 Bell, Billy, CB, Lamar, 1989
 Booker, Michael, CB, Nebraska, 2000-01
 Brown, Gary, RB, Penn State, 1991-95
 Comella, Greg, FB, Stanford, 2002
 Cotney, Mark, S, Cameron State, 1975
 Dawkins, Joe, RB, Wisconsin, 1970-71, 1976
 Dorsett, Anthony, CB, Pittsburgh, 1996-99
 Griffin, Michael, S, Texas, 2007-15
 Harmon, Ronnie, RB, Iowa, 1996-97
 Hicks, W.K., CB, Texas Southern, 1964-69
 Jackson, Ray, RB, Cincinnati, 2003
 Johnson, Benny, CB, J.C. Smith, 1970-73
 Payton, Jarrett, RB, Miami (Fla.), 2005
 Rozier, Mike, RB, Nebraska, 1985-90
 Tillman, Spencer, RB, Oklahoma, 1987-88,
 1992-94
 White, Bob, RB, Ohio State, 1960
 Wilson, J.C., DB, Pittsburgh, 1978-83

34

Campbell, Earl, RB, Texas, 1978-84
 Dawkins, Joe, RB, Wisconsin, 1970-71, 1976
 Hoffman, Dalton, RB, Baylor, 1964
 Kendall, Chuck, S, UCLA, 1960

Laraway, Jack, LB, Purdue, 1961
 Rodgers, Willie, RB, Kentucky State, 72-75
 Viltz, Theo, CB, Southern California, 1966

35

Butts, Marion, RB, Florida State, 1995
 Campbell, Woody, RB, Northwestern, 1967-71
 Cobble, Eric, RB, S.W. Texas State*, 1987
 Dickenson, Bo, RB, Southern Mississippi, 1963
 Edwards, Stan, RB, Michigan, 1982-86
 Ganther, Quinton, RB, Utah, 2006-08
 George, Spencer, RB, Rice, 1997-99
 Hawkins, Chris, CB, Louisiana State, 2011
 Holcombe, Robert, RB, Illinois, 2002-04
 Johnson, John H., RB, Arizona State, 1966
 Mills, John Henry, TE/LB, Wake Forest, 1993-96
 Pearman, Alvin, RB, Virginia, 2009
 Phenix, Perry, S, Southern Mississippi, 1998-01
 Riley, Curtis, DB, Fresno State, 2015-16
 Schillinger, Shann, S, Montana, 2013
 Thomas, Jemea, DB, Georgia Tech, 2014
 Wallace, Ray, FB, Purdue, 1986-87
 West, Terrance, RB, Towson, 2015
 Williams, Richard, RB, Memphis State, 1984
 Wilson, Tracy, S, Northern Illinois, 2012

36

Aldridge, Melvin, S, Murray State, 1993
 Banks, Chuck, FB, West Virginia Tech, 1987
 Echols, Mike, CB, Wisconsin, 2002-04
 Evans, Darren, Virginia Tech, 2012
 Gresham, Bob, RB, West Virginia, 1973-74
 Hartwig, Carter, DB, Southern California, 1979-
 84
 Hoffman, Dalton, RB, Baylor, 1964
 Holmes, Robert, RB, Southern, 1971, 1975
 Hopkins, Roy, RB, Texas Southern, 1967-71
 Little, Rafael, RB, Kentucky, 2008
 Love, Jamar, CB, Arkansas, 2009
 Sims, LeShaun, CB, Southern Utah, 2016
 Stone, Donnie, RB, Arkansas, 1966
 Thomas, Dee, CB, Nicholls State, 1990
 Waddell, Michael, CB, North Carolina, 2004-06
 Wooten, Khalid, CB, Nevada, 2013-14

37

Botchan, Ron, LB, Occidental, 1961
 Campbell, Tommie, CB, California (Pa.), 2011-
 13
 Hennigan, Charlie, WR, N.W. Louisiana, 1960-
 66
 Hood, Rod, CB, Auburn, 2009-10
 Kush, Rod, S, Nebraska-Omaha, 1985-86
 Lewis, Jess, LB, Oregon State, 1970
 Lowry, Calvin, S, Penn State, 2006-07
 McNair, Todd, RB/FB, Temple, 1994-95
 Olerich, Dave, LB, San Francisco, 1971
 Reed, Kalan, CB, Southern Mississippi, 2016
 Reinfeldt, Mike, S, Wisconsin-Milwaukee, 1976-
 83
 Riggs, Cody, CB, Notre Dame, 2015-16
 Robinson, Rafael, S, Wisconsin, 1996
 Severson, Jeff, S, Cal State-Long Beach, 1973-
 74
 Sidney, Dainon, CB, Alabama Birmingham,
 1998-02
 Thompson, Lamont, S, Washington State,
 2003-06
 Wright, Thomas, S, Michigan State, 2003

38

Afalava, Al, S, Oregon State, 2012
 Alexander, Dan, RB/FB, Nebraska, 2001
 Bryant, Domingo, S, Texas A&M, 1987-88
 Dumas, Mike, S, Indiana, 1991-93
 Gehring, Mark, TE, Eastern Washington*, 1987
 Ghee, Brandon, CB, Wake Forest, 2014
 Hebert, Jason, S, Rice, 2002
 Ittersagen, Pete, CB, Wheaton, 2010
 Johnson, Rich, RB, Illinois, 1969
 Joyner, Willie, RB, Maryland, 1984
 Poole, Tyone, CB, Fort Valley State, 2008
 Webb, B.W., CB, William & Mary, 2015
 Whittington, C.L., FS, Prairie View, 1974-78

39

Armstrong, Adger, RB, Texas A&M, 1980-82
 Cole, Lee, CB, Arizona State, 1996
 Holmes, Robert, RB, Southern, 1971, 1975
 Jackson, Andrew, RB, Iowa State, 1987
 Oliver, Hubert, FB, Arizona, 1987
 Poole, Larry, RB, Kent State, 1978
 Schommer, Nick, S, North Dakota State, 2010
 Smiley, Tom, RB, Lamar Tech, 1970
 Stafford, Daimion, S, Nebraska, 2013-16
 Stringer, Art, LB, Ball State, 1977-81

40

Banfield, Tony, CB, Oklahoma State, 1960-65
 Cain, Jeremy, FB/LS, Massachusetts, 2007
 Craft, Donnie, RB, Louisville, 1982-83
 Cudjoe-Virgil, Yannik, LB, Maryland, 2015
 Joiner, Charlie, WR, Grambling, 1969-72
 Jolley, Lewis, RB, North Carolina, 1972-73
 Lundy, Dennis, RB, Northwestern, 1995
 Ours, Wes, FB, West Virginia, 2001
 Sandy, Justin, S, Northern Iowa, 2004-05
 Sutton, Mickey, S, Auburn, 1966
 Woolfolk, Butch, RB, Michigan, 1985-86

41

Carwell, Larry, CB, Iowa State, 1967-68
 Herndon, Kelly, CB, Toledo, 2007
 Jackson, Sean, RB, Florida State, 1994
 Johnston, Mark, CB, Northwestern, 1960-63
 Lynch, Corey, S, Appalachian State, 2013
 Mitchell, Leroy, CB, Texas Southern, 1969-70
 Neal, Lorenzo, FB, Fresno State, 1999-00
 Sledge, Leroy, RB, Bakersfield J.C., 1971
 Tavai, J.R., LB, Southern California, 2015
 Wells, Terence, RB, Southern Mississippi, 1974
 Williams, Cary, CB, Washburn, 2008-09
 Wyatt, Alvin, CB, Bethune-Cookman, 1973
 Wycheck, Frank, TE, Maryland, 1995-03

42

Avery, Steve, FB, Northern Michigan, 1989
 Blanks, Sid, RB, Texas A&I, 1964-68
 Clark, Boobie, RB, Bethune-Cookman, 1979-80
 Dickerson, Dorin, TE, Pittsburgh, 2015
 Henry, Chris, RB, Arizona, 2007-09
 Hicks, Skip, RB, UCLA, 2001
 Maxwell, Tommy, S, Texas A&M, 1974
 McGarrahan, Scott, S, New Mexico, 2003-04
 Mooney, Collin, FB, Army, 2012-13
 Nash, Damien, RB, Missouri, 2005
 Taylor, Altie, RB, Utah State, 1976
 Tolbert, Jim, CB, Lincoln, 1972
 Williams, Armon, S/LB, Arizona, 1997

ALL-TIME JERSEY NUMBERS

Woods, Robert, WR, Grambling, 1978

43

Guzik, John, LB, Pittsburgh, 1961
Norton, Jim, S, Idaho, 1960-68

44

Fleming, Troy, FB, Tennessee, 2004-05
Hendrickson, Steve, HB/F, California, 1995
Johnson, Quinn, FB, Louisiana State, 2011-13
Peacock, Johnny, S, Houston, 1969-70
Porter, Daryl, S, Boston College, 2001
Thornton, James, TE, Cal State-Fullerton, 1995
Tolar, Charles, RB, N.W. Louisiana, 1960-66
White, Lorenzo, RB, Michigan State, 1988-94
Willis, Fred, RB, Boston College, 1972-77

45

Fowler, Jalston, FB, Alabama, 2015-16
Hall, Ahmard, FB, Texas, 2006-11
Johnson, Quinn, FB, Louisiana State, 2011-13
Johnson, Tracy, FB, Clemson, 1989
Onesti, Larry, LB, Northwestern, 1962-65
Simon, John, RB, Louisiana Tech, 2002
Valentine, Ira, RB, Texas A&M, 1987
Wilson, Tim, RB/TE, Maryland, 1977-82

46

Carter, Pat, TE, Florida State, 1994
Guidry, Paul, LB, McNeese State, 1973
Jackson, Bob, RB, New Mexico State, 1964
King, Claude, RB, Houston, 1961
Neighbors, Connor, FB, Louisiana State, 2015
Nicholson, Oliver, LB, Texas Southern, 1975
Queen, Jeff, TE, Morgan State, 1974
Riley, Curtis, CB, Fresno State, 2015-16

47

Blake, Valentino, CB, Texas El Paso, 2016
Coleman, Ronnie, RB, Alabama A&M, 1974-81
Gordon, Bobby, S, Tennessee, 1960
Hartssock, Ben, TE, Ohio State, 2006-07
Jaquess, Pete, CB, New Mexico, 1964-65
Maston, Le'Shai, RB, Baylor, 1993-94
Tobin, Bill, RB, Missouri, 1963
Trammell, Allen, S, Florida, 1966

48

Atkins, Bob, S, Grambling, 1970-75
Brinkley, Beau, LS, Missouri, 2012-16
Cramer, Casey, TE, Dartmouth, 2006-08
Harris, Odie, S/CB, Sam Houston State, 1995
McNair, Todd, RB/FB, Temple, 1994-95
Mills, John Henry, TE/LB, Wake Forest, 1993-96
Natkin, Brian, TE, Texas El-Paso, 2001

49

Barber, Mike, TE, Louisiana Tech, 1976-81
Cunningham, Dick, LB, Arkansas, 1973
Hayes, Chad, TE, Maine, 2002
James, Arrike, TE, Delta State, 1987
Lewis, Roderick, TE, Arizona, 1994-97
Toone, Spencer, LB, Utah, 2006
Williams, Sam, CB, New Mexico Highlands, 1976
Woods, LeVar, LB, Iowa, 2006-07

50

Benson, Duane, LB, Hamline, 1974-76
Boiman, Rocky, LB, Notre Dame, 2002-05
Curry, Bill, C, Georgia Tech, 1973
Dodge, Kirk, LB, Nevada-Las Vegas, 1986
Gooden, Zaviar, LB, Missouri, 2013-14
Hunt, Daryl, LB, Oklahoma, 1979-84
Kidd, Billy, C, Houston, 1987
Killens, Terry, LB, Penn State, 1996-00
Kiner, Steve, LB, Tennessee, 1974-78
Malast, Kevin, LB, Rutgers, 2011-12
Maples, Bobby, C, Baylor, 1965-70
Morris, Dennit, LB, Oklahoma, 1960-61
Murdock, Guy, C, Michigan, 1972
Palmer, Nate, LB Illinois State, 2016
Robinson, Eddie, LB, Alabama State, 1992-95, '98-01
Thornton, David, LB, North Carolina, 2006-10
Vogel, Paul, LB, South Carolina*, 1987

51

Barrow, Micheal, LB, Miami (Fla.), 1993-96
Bass, David, LB, Missouri Western State, 2015-16
Benson, Duane, LB, Hamline, 1974-76
Caveness, Ron, LB, Arkansas, 1966-68
Cordova, Jorge, LB, Nevada, 2007
Fairs, Eric, LB, Memphis State, 1986-91
Favors, Greg, LB, Mississippi State, 1999-01
Hall, Lemanski, LB, Alabama, 1994-97
Hunt, Calvin, C, Baylor, 1972-73
Lou, Ron, C, Arizona State, 1972-73, '76
Marts, Lonnie, LB, Tulane, 1997-98
McRath, Gerald, LB, Southern Mississippi, 2009-12
Reynolds, Robert, LB, Ohio State, 2004-06
Thompson, Ted, LB, Southern Methodist, 1975-84

52

Benson, Duane, LB, Hamline, 1974-76
Bockwoldt, Colby, LB, Brigham Young, 2006
Boyette, Garland, LB, Grambling, 1966-72
Brazile, Robert, LB, Jackson State, 1975-84
Ena, Justin, LB, Brigham Young, 2004
Fowler, Ryan, LB, Duke, 2007-08
Johnson, Steve, LB, Kansas, 2015
Kidd, Billy, C, Houston, 1987
McCarthy, Colin, LB, Miami, 2011-14
Odom, Sammy, LB, N.W. Louisiana, 1964
Pennison, Jay, C, Nicholls State, 1986-90
Schmidt, Bob, C, Minnesota, 1961-63
Wallace, Aaron, LB, UCLA, 2016
Winborn, Jamie, LB, Vanderbilt, 2009-10
Wortham, Barron, LB, Texas El-Paso, 1994-99

53

Bulluck, Keith, LB, Syracuse, 2000-09
Carrell, John, LB, Texas Tech, 1966
Curran, Rennie, LB, Georgia, 2010
Cutsinger, Gary, DE, Oklahoma State, 1962-68
Diles, Zac, LB, Kansas State, 2012-13
Fokou, Moise, LB, Maryland, 2013
Fowler, Jerry, G, N.W. Louisiana, 1964
Groves, Quentin, LB, Auburn, 2014
Henderson, Thomas, LB, Langston, 1980
Hoaglin, Fred, C, Pittsburgh, 1974-75
Jefferson, Thad, LB, Hawaii*, 1987
Kiner, Steve, LB, Tennessee, 1974-78

Lou, Ron, C, Arizona State, 1972-73, '76
Mount, Deiontrez, LB, Louisville, 2015
Murdock, Guy, C, Michigan, 1972
Pitts, Hugh, C, Texas Christian, 1960
Riley, Avon, LB, UCLA, 1981-86
Seale, Eugene, LB, Lamar, 1987-92
Stepnoski, Mark, C, Pittsburgh, 1995-98
Stringer, Art, LB, Ball State, 1977-81
Wainscott, Lloyd, LB, Texas, 1969-70
Washington, Ted, LB, Mississippi Valley, 1973-82

54

Amano, Eugene, C/G, S.E. Missouri State, 2004-12
Bingham, Gregg, LB, Purdue, 1973-84
Calmus, Rocky, LB, Oklahoma, 2002-04
Glover, Phil, LB, Utah, 1999
Harvey, Claude, LB, Prairie View, 1970-71
Meyer, John, LB, Notre Dame, 1966-67
Quinn, Steve, C, Notre Dame, 1968
Smith, Al, LB, Utah State, 1987-96
Smith, Larry, LB, Kentucky*, 1987
Williamson, Avery, LB, Kentucky, 2014-16

55

Brown, Zach, LB, North Carolina, 2012-15
Cindrich, Ralph, LB, Pittsburgh, 1973-75
Flannery, John, G/C, Syracuse, 1991-94
Frongillo, John, C, Baylor, 1962-66
Kassell, Brad, LB, N. Texas State, 2002-05
Lewis, Jess, LB, Oregon State, 1970
Lewis, Richard, LB, Portland State, 1972
Mauck, Carl, C, Southern Illinois, 1975-81
Mills, John Henry, TE/LB, Wake Forest, 1993-96
Robinson, Eddie, LB, Alabama State, 1992-95, '98-01
Romano, Jim, C, Penn State, 1984-86
Rushing, Marion, LB, Southern Illinois, 1968
Ruud, Barrett, LB, Nebraska, 2011
Spence, Sean, LB, Miami (Fla.), 2016
Tulloch, Stephen, LB, N.C. State, 2006-10

56

Abraham, Robert, LB, N.C. State, 1982-87
Allred, Colin, LB, Baylor, 2007-10
Ayers, Akeem, LB, UCLA, 2011-14
Barrow, Micheal, LB, Miami (Fla.), 1993-96
Caston, Toby, LB, Louisiana State, 1987-88
Frazier, Wayne, C, Auburn, 1965
Godfrey, Randall, LB, Georgia, 2000-02
Havig, Dennis, G, Colorado, 1976
Kozak, Scott, LB, Oregon, 1989-93
Marts, Lonnie, LB, Tulane, 1997-98
Moch, Dontay, OLB, Nevada, 2014
Murphy, Mike, LB, S.W. Missouri State, 1979
Perlo, Phil, G, Maryland, 1960
Roberts, Guy, LB, Maryland, 1972-75
Spencer, Cody, LB, North Texas, 2004-05
Stallings, Dennis, LB, Illinois, 1997-98
Underwood, Olen, LB, Texas, 1966-70
Wells, Ray, LB, Arizona, 2003
Young, Bob, G, Howad Payne, 1971-80

57

Anderson, James, LB, Virginia Tech, 2014
Bailey, Patrick, LB, Duke, 2010-13
Belotti, George, C, Southern California, 1960-61
Chamberlin, Frank, LB, Boston College, 2000-02

ALL-TIME JERSEY NUMBERS

Cheek, Richard, G, Auburn, 1972
 Corker, John, LB, Oklahoma State, 1980-82
 Dorenbos, Jon, LS, Texas El-Paso, 2005-06
 Faryniarz, Brett, LB, San Diego State, 1994
 Gruneisen, Sam, C, Villanova, 1973
 Johnson, Byron, LB, Baylor*, 1987
 Johnson, Walter, LB, Louisiana Tech, 1987-88
 Joiner, Tim, LB, Louisiana State, 1983-84
 Jones, Lenoy, LB, Texas Christian, 1996-98
 Kiner, Steve, LB, Tennessee, 1974-78
 Kramer, Jordan, LB, Idaho, 2003-04
 Lathon, Lamar, LB, Houston, 1990-94
 Nande, Terna, LB, Miami (Ohio), 2006
 Roberts, Guy, LB, Maryland, 1972-75
 Scanlon, Rich, LB, Syracuse, 2007
 Stamer, Josh, LB, South Dakota, 2008
 Staples, Justin, LB, Illinois, 2014-16
 Watson, Ed, LB, Grambling, 1969

58

Adibi, Xavier, LB, Virginia Tech, 2012
 Amato, Ken, LS, Montana State, 2003-11
 Barnes, Pete, LB, Southern, 1967-68
 Bowden, Joe, LB, Oklahoma, 1992-99
 Brantley, John, LB, Georgia, 1989
 Burnett, Kaelin, LB, Nevada, 2014
 Carter, David, C, Western Kentucky, 1977-84
 Davis, Marvin, LB, Southern, 1974
 Kelley, Mike, C/G, Notre Dame, 1985-87
 Logan, James, LB, Memphis, 1995
 Lou, Ron, C, Arizona State, 1972-73, '76
 Marshall, Wilber, LB, Florida, 1993
 Phillips, Shaun, OLB, Purdue, 2014
 Pritchard, Ron, LB, Arizona State, 1969-72
 Rossovich, Tim, LB, Southern California, 1976
 Thweatt, Byron, LB, Virginia, 2001

59

Bowden, Joe, LB, Oklahoma, 1992-99
 Colman, Doug, LB, Nebraska, 1999
 Croyle, Phil, LB, Cal-Berkeley, 1971-73
 Fox, Scott, LB, Austin Peay*, 1987
 Gardner, Gilbert, LB, Purdue, 2007
 Grimsley, John, LB, Kentucky, 1984-90
 Keglar, Stanford, LB, Purdue, 2008-09
 McConnell, Brian, LB, Michigan, 1973
 Shaw, Tim, LB, Penn State, 2010-12
 Sirmon, Peter, LB, Oregon, 2000-06
 Stallings, Dennis, LB, Illinois, 1997-98
 Turner, Rob, C/G, New Mexico, 2013
 Washington, Ted, LB, Mississippi Valley, 1973-82
 Woodyard, Wesley, LB, Kentucky, 2014-16

60

Bell, Jacob, G/T, Miami (Ohio), 2004-07
 El-Mashtoub, Hicham, C, Arizona, 1995-96
 Fisher, Ed, G, Arizona State, 1974-82
 Graham, Aaron, C, Nebraska, 2002
 Jenkins, Al, G, Morris Brown, 1973
 Jones, Ben, C, Georgia, 2016
 Long, Kevin, C, Florida State, 1998-01
 Matthews, Kevin, C, Texas A&M, 2010-13
 McCannless, Jim, G, Clemson, 1960
 Regner, Tom, G, Notre Dame, 1967-72
 Spain, Quinton, G, West Virginia, 2015-16
 Spencer, Chris, G/C, Mississippi, 2013-14

61

Autry, Hank, C, Southern Mississippi, 1969-70
 Hall, Barry, OT, Middle Tennessee State, 2001
 Harris, Larry, G, Oklahoma State, 1978
 Highsmith, Walter, T, Florida A&M, 1972
 Hunt, Purvis, G/T, Mississippi State, 1995-96
 Ikard, Gabe, C, Oklahoma, 2014
 Jones, Harris, G, J.C. Smith, 1973-74
 Phillips, Wes, T, Lenoir Rhyne, 1979
 Pilgrim, Evan, G, Brigham Young, 1998
 Portis, Marico, G, Alabama, 2004
 Rodriguez, Joel, C, Miami (Fla.), 2005
 Talamini, Bob, G, Kentucky, 1960-67
 Velasco, Fernando, C/G, Georgia, 2009-12

62

DeVan, Kyle, C/G, Oregon State, 2012
 Franklin, Jerrell, G, Southern*, 1987
 Frey, Dick, G, Texas A&M, 1961
 Grant, Ken, G, Howard Payne, 1970
 Hayes, Jim, DT, Jackson State, 1965-66
 Kellemeier, Doug, G, Brigham Young*, 1987
 LeMoine, Jim, G, Utah State, 1968-69
 Marcontell, Ed, G, Lamar Tech, 1967
 Miller, Ralph, G, Alabama State, 1972-73
 Page, Craig, C, Georgia Tech, 1999
 Schuhmacher, John, G, Southern California, 78-85
 Schwenke, Brian, C, California, 2013-16
 Sturm, Jerry, C, Illinois, 1971

63

Baumgartner, Steve, DE, Purdue, 1977-79
 Bishop, Sonny, G, Fresno State, 1964-69
 Carr, Levert, T, No. Central State, 1972-73
 Carroll, Ronnie, G/DT, Sam Houston State, 1974-75
 Carter, David, C, Western Kentucky, 1977-84
 Munchak, Mike, G, Penn State, 1982-93
 Wharton, Hogan, G, Houston, 1960-63
 Wilkerson, Doug, G, North Carolina Central, 1970

64

Amano, Eugene, C/G, S.E. Missouri State, 2004-12
 DiNapoli, Gennaro, G, Virginia Tech, 2000-02
 Dixon, Joe, DT, Tulsa, 1987
 Harris, Leroy, G/C, N.C. State, 2007-12
 Kline, Josh, G, Kent State, 2016
 McFadin, Bud, DT, Texas, 1964-65
 Norgard, Erik, C/G, Colorado, 1990-98
 Perkins, Willis, G, Texas Southern, 1961, 1963
 Reihner, George, G, Penn State, 1977-80, '82
 Saul, Ron, G, Michigan State, 1970-75
 Swatland, Dick, G, Notre Dame, 1968
 Wand, Seth, T, N.W. Missouri State, 2006

65

Bethea, Elvin, DE, North Carolina A&T, 1968-83
 Greaves, Gary, DE, Miami (Fla.), 1960

66

Bishop, Sonny, G, Fresno State, 1964-69
 Davidson, Greg, C, North Texas, 1980-82
 Dawson, Doug, G, Texas, 1990-93
 DiNapoli, Gennaro, G, Virginia Tech, 2000-02
 Funchess, Tom, T, Jackson State, 1971-73

Howell, Pat, G, Southern California, 1983-85
 Layman, Jason, T/G, Tennessee, 1996-99
 Matias, Josue, G/T, Florida State, 2016
 Miller, Clay, T, Michigan*, 1987
 Otto, Mike, T, Purdue, 2007-13
 Reed, Leo, G, Colorado State, 1961
 Yarno, George, C/G, Washington State, 1989

67

Ackerman, Tom, G, Eastern Washington, 2002-03
 Dean, Jimmy, DE, Texas A&M, 1978
 Fanucci, Mike, DE, Arizona State, 1973
 Kennard, Ken, DE, Angelo State, 1977-83
 Levitre, Andy, G, Oregon State, 2013-14
 Morgan, Karl, DT, UCLA, 1986
 Otto, Bob, DE, Idaho State*, 1987
 Petrus, Mitch, G, Arkansas, 2012
 Reid, Jim, T/G, Virginia, 1994-95
 Spain, Quinton, G, West Virginia, 2015-16
 Stensrud, Mike, DT, Iowa State, 1979-85
 Wittenborn, John, G, S.E. Missouri, 1964-68

68

Burton, Al, DE, Bethune-Cookman, 1976
 Golic, Mike, DT, Notre Dame, 1985-87
 Goode, Tom, C, Mississippi State, 1962-65
 Goodman, Brian, G, UCLA, 1973-74
 Martin, Matt, T, Kansas State, 2002-03
 Mawae, Kevin, C, Louisiana State, 2006-09
 Randall, Tom, G, Iowa State, 1979
 Roberts, Tim, DT, Southern Mississippi, 1992-94
 Stingily, Byron, T, Louisville, 2011-14
 Stotter, Rich, LB, Houston, 1968
 Stroth, Vince, G, Brigham Young, 1987-88
 Studdard, Les, C, Texas, 1983
 Williams, Ralph, G, Southern, 1982
 Young, Almon, G, Bethune-Cookman*, 1987

69

Clayton, Zach, DT, Auburn, 2011
 Dorris, Andy, DE, New Mexico State, 1977-81
 Freelon, Solomon, G, Grambling, 1972-74
 Gallik, Andy, C/G, Boston College, 2015
 Goode, Tom, C, Mississippi State, 1962-65
 Olsen, Eric, G/C, Notre Dame, 2014
 Petersmark, Brett, C, Eastern Michigan*, 1987
 Piller, Zach, G, Florida, 1999-06
 Runyan, Jon, T, Michigan, 1996-99
 Steinfeld, Al, G/T, C.W. Post, 1983
 Stoepel, Terry, T, Tulsa, 1970
 Williams, Doug, T/G, Texas A&M, 1986-88

70

Appleton, Scott, DT, Texas, 1964-66
 Baldridge, Daniel, T, Marshall, 2012
 Fisher, Ed, G, Arizona State, 1974-82
 Haayer, Adam, OT, Minnesota, 2001
 Harvey, Jim, G, Mississippi, 1972
 Hatfield, Mark, T, Bishop's (Que.), 1995
 Hayman, Conway, G, Delaware, 1975-80
 Hines, Glen Ray, T, Arkansas, 1966-70
 Jamison, Al, T, Colgate, 1960-62
 Kropog, Troy, OL, Tulane, 2009-10, 2012
 Loper, Daniel, OT, Texas Tech, 2005-08
 Smith, Tody, DE, Southern California, 1973-76
 Steinkuhler, Dean, G/T, Nebraska, 1984-91
 Stiith, Carel, DT, Nebraska, 1967-69
 Taylor, Malcolm, DE, Tennessee State, 1982-83,

ALL-TIME JERSEY NUMBERS

86

Thomas, Stan, T, Texas, 1993-95
Warmack, Chance, G, Alabama, 2013-16
Wells, Robert, T, J.C. Smith, 1972

71

Byrd, Richard, DT, Southern Mississippi, 1985-89
Domres, Tom, DT, Wisconsin, 1968-71
Faulkner, Stanley, T, Texas, 1964
Hayes, Melvin, T, Mississippi State, 1996-97
Jones, Willie, DE, Kansas State, 1967
Kelly, Dennis, T, Purdue, 2016
Kennard, Ken, DE, Angelo State, 1977-83
McCollum, Bubba, DT, Kentucky, 1974
Miller, Fred, T, Baylor, 2000-04
Owens, Joe, DE, Alcorn State, 1976
Piller, Zach, G, Florida, 1999-06
Roos, Michael, T, Eastern Washington, 2005-14
Simonsen, Todd, T, South Dakota State, 1976
Teeter, Mike, DE, Michigan, 1993-94
Veasey, Craig, DT/DE, Houston, 1992-93, 1995

72

Davis, Hall, DE, Louisiana-Lafayette, 2010
Helluin, Jerry, DT, Tulane, 1960
Hill, Kent, G, Georgia Tech, 1986-87
Hopkins, Brad, T, Illinois, 1993-05
Hunt, Kevin, T, Doane (Neb.), 1973-77
Kelly, Bob, DT, New Mexico State, 1961-63
Klotz, Jack, T, Penn State, 1964
Koncar, Mark, T, Colorado, 1982
Lanphear, Dan, DE, Wisconsin, 1960, 1962
Lutui, Deuce, G, Southern California, 2012
McQuistan, Pat, G/T, Weber State, 2013
Oher, Michael, T, Mississippi, 2014
Peguese, Willis, DE, Miami (Fla.), 1990-92
Rice, George, DT, Louisiana State, 1966-70
Sochia, Brian, DT, N.W. Oklahoma, 1983-85

73

Allen, George, DT, West Texas State, 1966-67
Brooks, Leo, DT, Texas-Austin, 1970-72
Davis, John, G/C, Georgia Tech, 1987-88
Evans, Norman, T, Texas Christian, 1965
Geisinger, Justin, C/G, Vanderbilt, 2006
Herchman, Bill, DT, Texas Tech, 1962
Hutchinson, Steve, G, Michigan, 2012
Kelly, Bob, DT, New Mexico State, 1961-63
Lanphear, Dan, DE, Wisconsin, 1960, 1962
Poutasi, Jeremiah, G/T, Utah, 2015
Robertson, Bob, T, Illinois, 1968
Salem, Harvey, T, Cal-Berkeley, 1983-86
Sampson, Greg, T, Stanford, 1972-78
Sanderson, Scott, T, Washington State, 1997-00
Scott, Jake, G, Idaho, 2008-11
Vanoy, Vernon, DT, Kansas, 1973
Williams, David, T, Florida, 1989-95

74

Ferguson, Gene, T, Norfolk State, 1971-72
Frazier, Willie, TE, Arkansas A&M, 1964-65, '71, '75
Gray, Leon, OT, Jackson State, 1979-81
Mathews, Bruce, G/C/T, Southern California, 1983-01
Meredith, Dudley, DT, Lamar Tech, 1963, 1968
Parker, Willie, DT, Arkansas AM&N, 1967-70
Shirkey, George, DT, Stephen F. Austin, 1960-61

Strahan, Arthur, DE, Texas Southern, 1965
Thomas, Lee, DE, Jackson State, 1975

75

Baker, Jesse, DE, Jacksonville State (Ala.), 1979-87
Dawson, Keyunta, DE, Texas Tech, 2012-13
Drungo, Elbert, T, Tennessee State, 1969-77
Eatman, Irv, T, UCLA, 1995-96
Floyd, Don, DE, Texas Christian, 1960-68
Haye, Jovan, DT, Vanderbilt, 2009-10
Jones, Terren, T, Alabama State, 2014
Neil, Kenny, DE, Iowa State*, 1987
Olson, Benji, G, Washington, 1998-07
Schultz, Bill, G, Southern California, 1994
Stroth, Vince, G, Brigham Young, 1987-88
Woods, Antwaun, NT, Southern California, 2016

76

Allen, Dalva, DE, Houston, 1960-61
Alm, Jeff, DT, Notre Dame, 1990-93
Bell, Byron, OL, New Mexico, 2015-16
Cowlings, Al, LB, Southern California, 1973-74
Mathews, Jason, T, Texas A&M, 1998-04
Meredith, Dudley, DT, Lamar Tech, 1963, 1968
Mikolas, Doug, NT, Portland State, 1988
Moran, Eric, T, Washington, 1984-86
Stewart, David, T, Mississippi State, 2005-13
Suggs, Walt, T, Mississippi State, 1962-71
Svitek, Will, T, Stanford, 2014
Townes, Morris, T, Missouri, 1977-83

77

Boucher, Scott, G, N.E. Louisiana*, 1987
Conover, Sean, DE, Bucknell, 2006-07
Davis, Bruce, T, UCLA, 1987-89
Donnalley, Kevin, T/G, North Carolina, 1991-97
Durand, Ryan, G, Syracuse, 2010, 2012
Fields, Angelo, T, Michigan State, 1980-81
France, Doug, T, Ohio State, 1983-84
Hartwig, Justin, G, Kansas, 2002-05
Lewan, Taylor, T, Michigan, 2014-16
Marshall, Rich, DT, Stephen F. Austin, 1967-68
Mayes, Ben, DT, Drake, 1969
Michael, Rich, T, Ohio State, 1960-66
Musgrove, Spain, DT, Utah State, 1970
Pettyjohn, Barry, T, Pittsburgh, 1987
Rudolph, Council, DE, Kentucky State, 1972
Smith, Bubba, DE, Michigan State, 1975-76
Smith, Sid, C, Southern California, 1974
Thomas, Lee, DE, Jackson State, 1975
Walker, Rod, DT, Troy State, 2000
Walton, Sam, T, East Texas State, 1971
Young, James, DE, Texas Southern, 1977-79

78

Beams, Byron, DT, Notre Dame, 1961
Conklin, Jack, T, Michigan State, 2016
Cook, Anthony, DE/DT, South Carolina State, 1995-98
Culp, Curley, DT, Arizona State, 1974-80
Culpepper, Ed, DT, Alabama, 1962-63
Douzable, Leger, DE, Central Florida, 2012
Eyre, Nick, T, Brigham Young, 1981
Ford, Jacob, DE, Central Arkansas, 2007-10
Foster, Jerome, DE, Ohio State, 83-84
Hines, Glen Ray, T, Arkansas, 1966-70
Looney, Joe, C, Wake Forest, 2015
Maggs, Don, T/G, Tulane, 1986-92

Matuszak, John, DT, Tampa, 1973
McCants, Keith, DE, Alabama, 1993-94
Scott, DeQuincy, DE/DT, Southern Mississippi, 2006
Smith, Tody, DE, Southern California, 1973-76
Thornton, John, DT, West Virginia, 1999-02
Tilleman, Mike, DT, Montana, 1971-72
Williams, Maxie, G, S.E. Louisiana, 1965
Williams, Todd, G/T, Florida State, 2003-05

79

Aldridge, Kevin, DE/DT, Southern Methodist, 2002
Brown, Kareem, DL, Miami (Fla.), 2010
Caldwell, Bryan, DE, Arizona State, 1984
Childress, Ray, DL, Texas A&M, 1985-95
Egboh, Pannel, DE, Stanford, 2012
Holmes, Pat, DE, Texas Tech, 1966-72
Kirk, Ernest, DE, Howard Payne, 1977
Meredith, Jamon, T, South Carolina, 2014-15
Patu, Saul, DT, Oregon, 2001
Trask, Orville, DT, Rice, 1960-61
Tretola, Sebastian, G, Arkansas, 2016
White, Jim, DE, Colorado State, 1974-75
White, Marcus, DT, Murray State, 2005
Whitley, Wilson, DT, Houston, 1983
Winkler, Ulrich, DE, None, 2008
Wynn, Jarius, DE, Georgia, 2012

80

Allen, Dalva, DE, Houston, 1960-61
Bailey, Harold, WR, Oklahoma State, 1981-83
Coleman, Chris, WR, N.C. State, 2000-01
Cutsinger, Gary, DE, Oklahoma State, 1962-68
Duncan, Curtis, WR, Northwestern, 1987-93
Fasano, Anthony, TE, Notre Dame, 2015-16
Hagan, Derek, WR, Arizona State, 2014
Harris, Leonard, WR, Texas Tech, 1987-93
Hill, Darrell, WR, Northern Illinois, 2002-04
Jeffires, Haywood, WR, N.C. State, 1987-95
Little, John, DT, Oklahoma State, 1975-76
Mayo, Ron, TE, Morgan State, 1973
Mullins, Eric, WR, Stanford, 1984-85
Rice, Andy, DT, Texas Southern, 1967
Roan, Michael, TE, Wisconsin, 1995-99
Scaife, Bo, TE, Texas, 2005-10
Shiancoe, Visanthe, TE, Morgan State, 2013
Tasker, Steve, WR, Northwestern, 1985-86
Woods, Glenn, DT, Prairie View, 1969
Yeats, James, TE, Florida, 1960

81

Barden, Brandon, TE, Vanderbilt, 2012-13
Beirne, Jim, WR, Purdue, 1968-73, 1975-76
Bryant, Steve, WR, Purdue, 1982-84
Curtis, Kevin, WR, Utah State, 2011
Dirden, Johnnie, WR, Sam Houston, 1978
Givins, Ernest, WR, Louisville, 1986-94
Groth, Jeff, WR, Bowling Green, 1979-80
Jones, Brandon, WR, Oklahoma, 2005-08
McAddley, Jason, WR, Alabama, 2004
McLeod, Bob, TE, Abilene Christian, 1961-65
Sanders, Chris, WR, Ohio State, 1995-02
Sawyer, John, TE, Southern Mississippi, 1975-76
Schifino, Jake, WR, Akron, 2002-04
Stewart, Josh, WR, Oklahoma State, 2014

ALL-TIME JERSEY NUMBERS

82

Alston, Mack, TE, Maryland State, 1973-76
 Avery, Donnie, WR, Houston, 2011
 Bailey, Mario, WR, Washington, 1992
 Berlin, Eddie, WR, Northern Iowa, 2001-04
 Billingsley, Ron, DT, Wyoming, 1971-72
 Carson, John, TE, Georgia, 1960
 Drewrey, Willie, WR, West Virginia, 1985-88, '93
 Ealy, Biren, WR, Houston, 2007
 Garrison, Gary, WR, San Diego State, 1977
 Hannah, Travis, WR, Southern California, 1993-95
 Husmann, Ed, DT, Nebraska, 1961-65
 Jones, Tony, WR, Texas, 1990-91, 1993
 Renfro, Mike, WR, Texas Christian, 1978-83
 Roby, Courtney, WR, Indiana, 2005-06
 Thigpen, Yancey, WR, Winston-Salem State, 1998-00
 Thomas, Earl, WR, Houston, 1976
 Walker, Delanie, TE, Central Missouri, 2013-16
 Walls, Herkie, WR, Texas, 1983-84
 Wilson, Shedrick, WR, Louisiana State, 1996

83

Anderson, Warren, WR, West Virginia State, 1978
 Bennett, Drew, WR, UCLA, 2001-06
 Bergey, Bruce, DT, UCLA, 1971
 Broadnax, Jerry, TE, Southern, 1974
 Byrd, Isaac, WR, Kansas, 1997-99
 Crumpler, Alge, TE, North Carolina, 2008-09
 Douglas, Harry, WR, Louisville, 2015-16
 Floyd (Seabron), Malcolm, WR, Fresno State, 1994-96
 Frazier, Willie, TE, Arkansas A&M, 1964-65, '71, '75
 Harris, Leonard, WR, Texas Tech, 1987-93
 Leach, Mike, TE, William & Mary, 2000-01
 Mariani, Marc, WR, Montana, 2010-13, 2016
 Moulds, Eric, WR, Mississippi State, 2007
 Nery, Ron, DE, Kansas State, 1963
 Parks, Dave, WR, Texas Tech, 1973
 Richardson, Rico, WR, Jackson State, 2014-15
 Smith, Tim, WR, Nebraska, 1980-86
 Taylor, Chris, WR, Texas A&M, 2001
 Walters, Joey, WR, Clemson, 1987

84

Alston, Mack, TE, Maryland State, 1973-76
 Baker, Johnny, LB, Mississippi State, 1963-66
 Blakley, Dwayne, TE, Missouri, 2008
 Brown, Larry, TE, Georgia, 1999-00
 Davis, Donnie, TE, Southern, 1970
 Davis, Willie, WR, Central Arkansas, 1996-98
 Holston, Mike, WR, Morgan State, 1981-84
 Jackson, Chris, WR, Washington State, 2000
 Jacobs, Ray, DT, Howard Payne, 1963
 Jeffires, Haywood, WR, N.C. State, 1987-95
 Johnson, Billy, WR/KR, Widener, 1974-80
 Jones, Mark, WR, Tennessee, 2009
 McDole, Ron, DE, Nebraska, 1962
 Meier, Shad, TE, Kansas State, 2001-04
 Miller, Bill, DT, New Mexico Highlands, 1962
 Moss, Randy, WR, Marshall, 2010
 Preston, Roell, WR, Mississippi, 1999
 Slaughter, Webster, WR, San Diego State, 1992-94
 Thompson, Taylor, TE, Southern Methodist, 2012-14
 Troupe, Ben, TE, Florida, 2004-07

Yamini, Bashir, WR, Iowa, 2000

85

Brabham, Danny, LB, Arkansas, 1963-67
 Carter, Pat, TE, Florida State, 1994
 Coffman, Chase, TE, Missouri, 2014-15
 Darrington, Chris, WR, Weber State*, 1987
 Drewrey, Willie, WR, West Virginia, 1985-88, '93
 Ellender, Richard, WR, McNeese State, 1979
 Guenther, Gregg, TE, Southern California, 2005
 Hill, Drew, WR, Georgia Tech, 1985-91
 Mason, Derrick, WR, Michigan State, 1997-04
 Orr, Jonathan, WR, Wisconsin, 2006
 Petrowski, Jamie, TE, Indiana State, 2007
 Rice, Floyd, LB, Alcorn A&M, 1971-73
 Roaches, Carl, KR, Texas A&M, 1980-84
 Smith, Tody, DE, Southern California, 1973-76
 Washington, Nate, WR, Tiffin, 2009-14

86

Akiu, Mike, WR, Hawaii, 1985-86
 Arnold, Walt, TE, New Mexico, 1982-83
 Barber, Mike, TE, Louisiana Tech, 1976-81
 Coffman, Chase, TE, Missouri, 2014-15
 Davis, Willie, WR, Central Arkansas, 1996-98
 Evans, Robert, E, Texas A&M, 1965
 Fanning, Stan, DE, Idaho, 1964
 Graham, Daniel, TE, Colorado, 2011
 Haik, Mac, WR, Mississippi, 1968-71
 Harris, Corey, WR, Vanderbilt, 1992
 Hawkins, Nat, WR, Nevada-Las Vegas, 1975
 Jackson, Kenny, WR, Penn State, 1989
 Johnson, Alex, WR, Miami (Fla.), 1991
 Kent, Joey, WR, Tennessee, 1997-99
 Ledbetter, Monte, WR, N.W. Louisiana, 1967
 Mays, Damon, WR, Missouri, 1992-93
 McCareins, Justin, WR, Northern Illinois, 2001-03, 2008
 McNeil, Clifton, WR, Grambling, 1973
 Pickens, Carl, WR, Tennessee, 2000
 Russell, Derek, WR, Arkansas, 1995-97
 Troupe, Ben, TE, Florida, 2004-07
 Turzilli, Andrew, WR, Rutgers, 2015
 Walls, Herkie, WR, Texas, 1983-84
 Wegener, Bucky, DT, Missouri, 1962-63
 Weger, Mike, S, Bowling Green, 1976-77
 White, John, TE, Texas Southern, 1960-61
 Williams, Oliver, WR, Illinois*, 1987
 Williams, Roydell, WR, Tulane, 2005-07

87

Brackett, Brett, TE, Penn State, 2014
 Butler, Jim, TE, Tulsa, 1972
 Calico, Tyrone, WR, Middle Tennessee State, 2003-05
 Casper, Dave, TE, Notre Dame, 1980-83
 Cole, Linzy, WR, Texas Christian, 1971
 Coleman, Pat, WR, Mississippi, 1990-94
 Darby, Al, WR, Florida, 1976
 Dyson, Kevin, WR, Utah, 1998-02
 Eccles, Scott, TE, E. New Mexico*, 1987
 Edwards, Emmett, WR, Kansas, 1975
 Givens, David, WR, Notre Dame, 2006-07
 Hawkins, Lavelle, WR, California, 2008-12
 Hennigan, Charlie, WR, N.W. Louisiana, 1960-66
 Hinton, Eddie, WR, Oklahoma, 1973
 Mariani, Marc, WR, Montana, 2010-13, 2016
 McKeenan, James, TE, Texas A&M, 1995-97
 Rucker, Conrad, TE, Southern, 1978-79

Smith, Dave, WR, Indiana (Pa.), 1972
 Taylor, Lionel, WR, New Mexico Highlands, 1967-68
 Walter, Kevin, WR, Eastern Michigan, 2013
 Williams, Jamie, TE, Nebraska, 1984-88
 Zaeske, Paul, WR, North Park, 1969-70

88

Aldridge, Allen, DE, Prairie View, 1971-72
 Amaro, Jace, TE, Texas Tech, 2016
 Beirne, Jim, WR, Purdue, 1968-73, 1975-76
 Brooks, Billy, WR, Oklahoma, 1981
 Carrington, Ed, TE, Virginia, 1969
 Caster, Rich, WR, Jackson State, 1978-80
 Daum, Mitch, TE, Wyoming, 1987
 Dewveall, Willard, TE, Southern Methodist, 1961-64
 Dressel, Chris, TE, Stanford, 1983-86
 Ford, Bernard, WR, Central Florida, 1990
 Giles, Jimmie, TE, Alcorn, 1977
 Harris, Jackie, TE, N.E. Louisiana, 1998-99
 Hartsock, Ben, TE, Ohio State, 2006-07
 Harvey, Claude, LB, Prairie View, 1970-71
 Kinney, Erron, TE, Florida, 2000-06
 Poole, Bob, TE, Clemson, 1966-67
 Stevens, Craig, TE, California, 2008-15
 Verhulst, Chris, TE, Chico State, 1988-89
 Wellman, Gary, WR, Southern California, 1991-94
 Witcher, Albert, S, Baylor, 1960

89

Brown, Reggie, WR, Alabama State, 1993-94
 Cook, Jared, TE, South Carolina, 2009-12
 Craig, Dobie, WR, Howard Payne, 1964
 Foster, Eddie, WR, Houston 1977-78
 Gordon, Richard, TE, Miami (Fla.), 2014
 Groman, Bill, WR, Heidelberg, 1960-62, '66
 Kinney, George, DE, Wylie, 1965
 McCloskey, Mike, TE, Penn State, 1983-85
 McNeil, Gerald, WR, Baylor, 1990
 Miotke, Frank, WR, Grand Valley State, 1990
 Mulligan, Matthew, TE, Maine, 2014
 Parks, Jeff, TE, Auburn, 1986-87
 Reed, Alvin, TE, Prairie View, 1967-72
 Slaughter, Webster, WR, San Diego State, 1992-94
 Supernaw, Phillip, TE, Ouachita Baptist, 2015-16
 Wallace, Cooper, TE, Auburn, 2006
 Wycheck, Frank, TE, Maryland, 1995-03

90

Caston, Toby, LB, Louisiana State, 1987-88
 Davidson, Kenny, DE, Louisiana State, 1994-95
 Hamm, Bob, DE, Nevada-Reno, 1983-84
 Howard, Marcus, DE, Georgia, 2010
 Johnson, Antonio, DT, Mississippi State, 2007, 2013-14
 Johnson, Ezra, DE, Morris Brown, 1990-91
 Jones, DaQuan, DL, Penn State, 2014-16
 Kearse, Jevon, DE, Florida, 1999-03, 2008-09
 Morgan, Derrick, DE/OLB, Georgia Tech, 2010-15
 Roberson, James, DE, Florida State, 1996-98
 Skaugstad, Daryle, DT, California-Berkeley, 1981-82
 Solomon, Scott, DE, Rice, 2012
 Starks, Randy, DT, Maryland, 2004-07
 Webster, George, LB, Michigan State, 1967-72

ALL-TIME JERSEY NUMBERS

91

Dunn, Anthony, DE, Northern Colorado, 2003
 Evans, Josh, DT, Alabama Birmingham, 1995-99, 2001
 Haynesworth, Albert, DT, Tennessee, 2002-08
 Jones, Jason, DT, Eastern Michigan, 2008-11
 LaBoy, Travis, DE, Hawaii, 2004-07
 Meads, Johnny, LB, Nicholls State, 1984-92
 Morgan, Derrick, DE/OLB, Georgia Tech, 2010-16
 Sampson, Greg, T, Stanford, 1972-78

92

Abdesmad, Mehdi, DE, Boston College, 2016
 Briehl, Tom, LB, Stanford, 1985-87
 Ford, Henry, DE, Arkansas, 1994-02
 Haynesworth, Albert, DT, Tennessee, 2002-08
 Pitoitua, Ropati, DE, Washington State, 2013-15
 Spears, Anthony, DE, Portland State, 1989
 Witherspoon, Will, LB, Georgia, 2010-12

93

Babin, Jason, DE, Western Michigan, 2010
 Carter, Kevin, DE, Florida, 2001-04
 Dodd, Kevin, OLB, Clemson, 2016
 Frisch, Byron, DE, Brigham Young, 2000
 Graf, Rick, LB, Wisconsin, 1991-92
 Halapin, Mike, DT, Pittsburgh, 1996-97
 Lyles, Robert, LB, Texas Christian, 1984-90
 Martin, Mike, DL, Michigan, 2012-15
 Nunley, Jeremy, DE, Alabama, 1994-95
 Smith, Shaun, DT, South Carolina, 2011
 Sutton, Mike, DE, Louisiana State, 1998
 Vanden Bosch, Kyle, DE, Nebraska, 2005-09
 Walton, Sam, T, East Texas State, 1971

94

Burton, Kendrick, DE, Alabama, 1996
 Bush, Frank, LB, N.C. State, 1985-86

Fisher, Bryce, DE, Air Force, 2007
 Frederick, Mike, DE, Virginia, 1999
 Hill, Sammie, DT/NT, Stillman, 2013-15
 Johnson, Austin, DL, Penn State, 2016
 Mahelona, Jesse, DT, Tennessee, 2006-07
 Marks, Sen'Derrick, DT, Auburn, 2009-12
 Martin, Charles, DT, Livingston, 1987
 Montgomery, Glenn, DT, Houston, 1989-95
 Thomas, Juqua, DE, Oklahoma State, 2001-04

95

Aldridge, Allen, DE, Prairie View, 1971-72
 Blackson, Angelo, DE, Auburn, 2015-16
 Fuller, William, DE, North Carolina, 1986-93
 Hayes, William, DE, Winston-Salem State, 2008-11
 McGhee, Kanavis, DE, Colorado, 1995
 Salave'a, Joe, DT, Arizona, 1998-01
 Savage, Josh, DE, Utah, 2006
 Schobel, Bo, DE, Texas Christian, 2004-05
 Turner, Dwain, DT, Rice*, 1987
 Wimbley, Kamerion, DE/OLB, Florida State, 2012-14

96

Atkins, James, DT, Virginia Union, 2002-03
 Clauss, Jared, DT, Iowa, 2004-05
 Embray, Keith, DE, Utah, 2000-01
 Faryniarz, Brett, LB, San Diego State, 1994
 Gordon, Amon, DT, Stanford, 2008, 2010
 Harris, DaJohn, DT, Southern California, 2012
 Jones, Mike, DT/DE, N.C. State, 1999
 Jones, Sean, DE, Northeastern, 1988-93
 Sheppard, Malcolm, DT, Arkansas, 2010-11
 Simon, Corey, DT, Florida State, 2007
 Smith, Robaire, DT, Michigan State, 2000-03, 2006
 Tuatagaloa, Natu, DT/DE, California, 1995
 Vickerson, Kevin, DT, Michigan State, 2007-09
 Walker, Gary, DT, Auburn, 1995-98
 Woods, Al, NT, Louisiana State, 2014-16

97

Banks, Robert, DE, Notre Dame, 1988
 Brown, Tony, DT, Memphis, 2006-10
 Fisk, Jason, DT, Stanford, 1999-01
 Hall, Carlos, DE, Arkansas, 2002-04
 Hunt, Calvin, C, Baylor, 1972-73
 Johnson, Mike, DE, Illinois, 1984-85
 Klug, Karl, DT, Iowa, 2011-16
 Mix, Bryant, DT, Alcorn State, 1996-97
 Williams, Lee, DE, Bethune-Cookman, 1991-93

98

Ball, Dave, DE, UCLA, 2008-12
 Cooks, Rayford, DE, North Texas State*, 1987
 Edwards, Lavar, DE, Louisiana State, 2013
 Lyons, Pratt, DT/DE, Troy State (Ala.), 1997-98
 Madsen, Lynn, DE, Washington, 1986
 Odom, Antwan, DE, Alabama, 2004-07
 Orakpo, Brian, LB, Texas, 2015-16
 Smith, Robaire, DT, Michigan State, 2000-03, 2006
 Studaway, Mark, DE, Tennessee, 1984

99

Bakhtiari, Eric, DE, San Diego, 2009
 Casey, Jurrell, DT, Southern California, 2011-16
 Douglas, Marques, DT, Howard, 2010
 Gordon, Amon, DT, Stanford, 2008, 2010
 Holmes, Kenny, DE, Miami (Fla.), 1997-00
 Johnson, Antonio, DT, Mississippi State, 2007, 2013-14
 Kocurek, Kris, DT, Texas Tech, 2001-02
 Ladd, Ernie, DT, Grambling, 1966
 Long, Rien, DT, Washington State, 2003-06
 Smith, Doug, DT, Auburn, 1985-92
 Veal, Demetris, DT, Tennessee, 2007
 Young, Robert, DE, Mississippi State, 1996

* Played in replacement games only



Eddie George and Frank Wycheck celebrate the team's victory in the 1999 AFC Championship Game.

ALL-TIME PRACTICE SQUAD PLAYERS

Ross, Richie	WR	Ittersagen, Pete	CB	Sorensen, Brad	QB
Snell, Isaac	G	Matthews, Kevin	C	Staples, Justin	LB
Toone, Spencer	LB	Rolle, Myron	S	Sutton, Chaz	LB
Wallace, Cooper	TE	Trahan, Patrick	LB	Tanney, Alex	QB
	2007		2011		2015
Allred, Colin	LB	Donaldson, Herb	RB	Ankrah, Jason	OLB
Birdine, Larry	DE	Durand, Ryan	G	Aubrey, Josh	S
Cain, Jeremy	LB/FB	Egboh, Pannel	DE	Cudjoe-Virgill, Yannik	OLB
Campbell, Kurt	LB	Graham, Cameron	TE	Farrell, Dillon	C/G
Cole, Marquice	CB	Johnson, Robert	S	Fluellen, David	RB
Ealy, Biren	WR	Kirkendoll, James	WR	Greene, Kevin	TE
Ganther, Quinton	RB	Kropog, Troy	T	Harwell, Nick	WR
Martin, Ingle	QB	Preston, Michael	WR	Kafka, Mike	QB
Matua, Fred	G	Wheatley, Terrence	CB	Lutman, Gavin	WR
Murphy, Jason	C			Matias, Josue	G
Otto, Mike	T			McBride, Tre	WR
Pakulak, Glenn	P			Pierce-Brewster, Markus	LB
Petrowski, Jamie	TE	Alexander, Alvester	RB	Poehls, Will	T
Snell, Isaac	G	Barden, Brandon	TE	Renner, Bryn	QB
Vickerson, Kevin	DT	Borel, Diondre	WR	Richardson, Rico	WR
Wallace, Cooper	TE	Clayton, Zach	DT	Richardson, Shaquille	CB
Winkler, Ulrich	DE	Creer, Lennon	RB	Staples, Justin	LB
		DeGeare, Chris	G	Tavai, J.R.	OLB
	2008	Evans, Darren	RB	Webb, B.W.	CB
Bennett, Charles	DE	Gibson, Thaddeus	DE	Westbrook, Tevin	TE
Datish, Doug	C/G	Hazelton, Vidal	WR		
Davis, Tanard	CB	Horn, Tyler	C		
Ealy, Biren	WR	Mohamed, Mike	LB		
Gordon, Amon	DT	Mooney, Collin	FB	Abdesmad, Mehdi	DE
Harris, Tuff	DB	Preston, Michael	WR	Barton, Karim	G
Johnson, Antonio	DT	Tuimaunei, Suaesi	S	Brown, Kourtnei	OLB
Jones, Derrick	DT	Webb, Martell	TE	Cunningham, Jerome	TE
Martin, Ingle	QB	Wilson, Tracy	S	Fluellen, David	RB
Mulligan, Matthew	TE			Krause, Jonathan	WR
Murphy, Jason	C			Leslie, Jordan	WR
Parsons, Preston	QB			Marz, Tyler	T
Petrowski, Jamie	TE			Maye, K.J.	WR
Velasco, Fernando	C/G			McBride, Tre	WR
Williams, Cary	CB			McKinnon, Jeremiah	CB
				Patrick, Ronald	C
	2009		2013	Reed, Kalan	CB
Bakhtiari, Eric	DE	Adams, Jeff	T	Riggs, Cody	CB
Ball, Lance	RB	Anunoby, Chigbo	DT	Riley, Curtis	DB
Booty, John David	QB	Baker, George	CB	Smith, D'Joun	CB
Brown, Kareem	DL	Charles, Stefan	DT	Staples, Justin	LB
Durand, Ryan	G	Copeland, Brandon	LB	Tanney, Alex	QB
Edison, Dominique	WR	Gaskins, Kendall	RB	Tavai, J.R.	OLB
Ferguson II, Rodney	RB	Horn, Tyler	C/G	Woods, Antwaun	NT
King, Mitch	DT	Johnson, Oscar	G		
Morris, Phillip	WR	Kearse, Frank	DT		
Rivera, Mike	LB	Netter, Al	T		
Schommer, Nick	S	Ojomo, Adewale	DE		
Trapasso, A.J.	P	Preston, Michael	WR		
Velasco, Fernando	C/G	Ross, Rashad	WR		
Williams, Cary	CB	Schiltz, Adam	TE		
Williams, Paul	WR	Smith, Rusty	QB		
		Taufa'Asau, Kurt	DT		
		Willard, Jonathan	LB		
		Wooten, Khalid	CB		
		Wylie, Devon	WR		
	2010		2014		
Butler, Carson	TE	Anderson, Ri'Shard	CB		
Corcoran, Jack	FB	Andrews, Antonio	RB		
Davis, Hall	DE	Anunoby, Chigbo	DL		
Donaldson, Herb	RB	Askew, Nate	LB		
Durand, Ryan	G	Brackett, Brett	TE		
Edison, Dominique	WR	Charles, Orson	TE		
Egboh, Pannel	DE	Copeland, Brandon	OLB		
Gamble, Joel	FB/TE	McCray, Justin	G		
Geer, Riar	TE	Moch, Dontay	OLB		
Hansen, Jeff	G	Moye, Derek	WR		
Hawkins, Chris	CB	Poehls, Will	T		
		Richardson, Rico	WR		
		Seastrunk, Lache	RB		
		Smallwood, Yawin	LB		

(Bold denotes promoted to active roster)

ALL-TIME NFL EUROPA PLAYERS

(Bold denotes played on Titans active roster)

1998

McCullough, George	CB	Barcelona
Mustafa, Isaiah	WR	Barcelona
Ritchey, James	QB	Barcelona
Williams, Armon	S	Barcelona

1999

Byrd, Israel	CB	Berlin
Sutton, Mike	DE	Rhein

2000

Daft, Kevin	QB	Scotland
Glover, Phil	LB	Scotland
Ware, Brad	S	Barcelona

2001

Brown, Demario	RB	Rhein
Coleman, Chris	WR	Amsterdam
Davis, Wade	CB	Berlin
Green, Mike	RB	Barcelona

2002

Carson, Elliott	TE	Scotland
Cooper, Rafael	RB	Amsterdam
Daft, Kevin	QB	Amsterdam
Rafferty, Ian	G	Amsterdam
Raynock, Chase	T	Amsterdam
Snelling, Robbie	TE	Barcelona
Thomas, Mark	TE	Rhein
Witzcak, Jason	K	Rhein

2003

Aldridge, Kevin	DE	Barcelona
Hayes, Chad	TE	Berlin

2004

Blakley, Dwayne	TE	Rhein
Branch, Mario	T	Amsterdam
Jackson, Ray	RB	Berlin
Smith, Steve	CB	Cologne
Washburn, Brady	T	Amsterdam
Wright, Thomas	S	Scotland

2005

Herrell, Ben	T	Amsterdam
LeJeune, Norman	S	Amsterdam
Massey, Sam	CB	Berlin
Payton, Jarrett	RB	Amsterdam
Smith, Joe	RB	Rhein
Strong, Derrick	DE	Rhein
Swaggert, Brent	T	Cologne

2006

Anderson, Jason	WR	Frankfurt
Erickson, Mike	G	Berlin
Newberry, Jared	LB	Frankfurt
Rodriguez, Joel	C	Berlin
Sandy, Justin	S	Frankfurt
Small, O.J.	WR	Amsterdam

2007

Adibi, Nathaniel	DE	Hamburg
Douglas, Cody	G	Cologne
Pakulak, Glenn	P	Amsterdam
Petrowski, Jamie	TE	Frankfurt
Ross, Richie	WR	Amsterdam

ALL-TIME STARTING QUARTERBACK SUMMARY (REGULAR SEASON)

Quarterback	Seasons	Wins	Losses	Ties	Pct.	Quarterback	Seasons	Wins	Losses	Ties	Pct.
George Blanda	1960-66	44	38	0	.537	Brent Pease	1987-88	2	1	0	.667
Jacky Lee	1960-67	4	5	1	.450	Cody Carlson	1987-94	11	8	0	.579
Don Trull	1964-69	4	9	2	.333	Billy Joe Tolliver	1994	0	7	0	.000
Buddy Humphrey	1966	0	1	0	.000	Bucky Richardson	1992-94	1	3	0	.250
Pete Beathard	1967-69	15	11	0	.577	Chris Chandler	1995-96	11	14	0	.440
Bob Davis	1967-69	3	2	1	.583	Steve McNair	1995-05	76	55	0	.580
Charley Johnson	1970-71	3	11	0	.214	Neil O'Donnell	1999-03	6	2	0	.750
Jerry Rhome	1970	0	3	0	.000	Billy Volek	2000-06	3	7	0	.300
John Hadl	1970	0	0	1	.500	Matt Mauck	2005	0	1	0	.000
Dan Pastorini	1971-79	53	55	0	.491	Vince Young	2006-10	30	17	0	.638
Lynn Dickey	1971-74	2	7	1	.250	Kerry Collins	2006-10	15	17	0	.469
Kent Nix	1972	0	1	0	.000	Rusty Smith	2010-11	0	1	0	.000
John Hadl	1976-77	1	5	0	.167	Matt Hasselbeck	2011-12	11	10	0	.524
Gifford Nielsen	1978-83	3	11	0	.214	Jake Locker	2011-14	9	14	0	.391
Ken Stabler	1980-81	16	12	0	.571	Ryan Fitzpatrick	2013	3	6	0	.333
John Reaves	1981	1	1	0	.500	Charlie Whitehurst	2014	1	4	0	.200
Archie Manning	1982-83	0	8	0	.000	Zach Mettenberger	2014-15	0	10	0	.000
Oliver Luck	1982-86	3	6	0	.333	Marcus Mariota	2015-16	11	16	0	.407
Warren Moon	1984-93	70	69	0	.504	Matt Cassel	2016	1	0	0	1.000



YEAR-BY-YEAR STARTING QUARTERBACKS

2016 (9-7)

Date	W-L	Opponent	Starter
Sept. 11	L	Minnesota	Mariota
Sept. 18	W	at Detroit	Mariota
Sept. 25	L	Oakland	Mariota
Oct. 2	L	at Houston	Mariota
Oct. 9	W	at Miami	Mariota
Oct. 16	W	Cleveland	Mariota
Oct. 23	L	Indianapolis	Mariota
Oct. 27	W	Jacksonville	Mariota
Nov. 6	L	at San Diego	Mariota
Nov. 13	W	Green Bay	Mariota
Nov. 20	L	at Indianapolis	Mariota
Nov. 27	W	at Chicago	Mariota
Dec. 11	W	Denver	Mariota
Dec. 18	W	at Kansas City	Mariota
Dec. 24	L	at Jacksonville	Mariota
Jan. 1	W	Houston	Cassel

Mariota (8-7), Cassel (1-0)

2015 (3-13)

Date	W-L	Opponent	Starter
Sept. 13	W	at Tampa Bay	Mariota
Sept. 20	L	at Cleveland	Mariota
Sept. 27	L	Indianapolis	Mariota
Oct. 11	L	Buffalo	Mariota
Oct. 18	L	Miami	Mariota
Oct. 25	L	Atlanta	Mettenberger
Nov. 1	L	at Houston	Mettenberger
Nov. 8	W	at New Orleans	Mariota
Nov. 15	L	Carolina	Mariota
Nov. 19	L	at Jacksonville	Mariota
Nov. 29	L	Oakland	Mariota
Dec. 6	W	Jacksonville	Mariota
Dec. 13	L	at N.Y. Jets	Mariota
Dec. 20	L	at New England	Mariota
Dec. 27	L	Houston	Mettenberger
Jan. 3	L	at Indianapolis	Mettenberger

Mariota (3-9), Mettenberger (0-4)

2014 (2-14)

Date	W-L	Opponent	Starter
Sept. 7	W	at Kansas City	Locker
Sept. 14	L	Dallas	Locker
Sept. 21	L	at Cincinnati	Locker
Sept. 28	L	at Indianapolis	Whitehurst
Oct. 5	L	Cleveland	Locker
Oct. 12	W	Jacksonville	Whitehurst
Oct. 19	L	at Washington	Whitehurst
Oct. 26	L	Houston	Mettenberger
Nov. 9	L	at Baltimore	Mettenberger
Nov. 17	L	Pittsburgh	Mettenberger
Nov. 23	L	at Philadelphia	Mettenberger
Nov. 30	L	at Houston	Mettenberger
Dec. 7	L	N.Y. Giants	Mettenberger
Dec. 14	L	N.Y. Jets	Locker
Dec. 18	L	at Jacksonville	Whitehurst
Dec. 28	L	Indianapolis	Whitehurst

Locker (1-4), Whitehurst (1-4), Mettenberger (0-6)

2013 (7-9)

Date	W-L	Opponent	Starter
Sept. 8	W	at Pittsburgh	Locker
Sept. 15	L	at Houston	Locker
Sept. 22	W	San Diego	Locker
Sept. 29	W	N.Y. Jets	Locker
Oct. 6	L	Kansas City	Fitzpatrick
Oct. 13	L	at Seattle	Fitzpatrick
Oct. 20	L	San Francisco	Locker

Nov. 3	W	at St. Louis	Locker
Nov. 10	L	Jacksonville	Locker
Nov. 14	L	Indianapolis	Fitzpatrick
Nov. 24	W	at Oakland	Fitzpatrick
Dec. 1	L	at Indianapolis	Fitzpatrick
Dec. 8	L	at Denver	Fitzpatrick
Dec. 15	L	Arizona	Fitzpatrick
Dec. 22	W	at Jacksonville	Fitzpatrick
Dec. 29	W	Houston	Fitzpatrick

Locker (4-3), Fitzpatrick (3-6)

2012 (6-10)

Date	W-L	Opponent	Starter
Sept. 9	L	New England	Locker
Sept. 16	L	at San Diego	Locker
Sept. 23	W	Detroit	Locker
Sept. 30	L	at Houston	Locker
Oct. 7	L	at Minnesota	Hasselbeck
Oct. 11	W	Pittsburgh	Hasselbeck
Oct. 21	W	at Buffalo	Hasselbeck
Oct. 28	L	Indianapolis	Hasselbeck
Nov. 4	L	Chicago	Hasselbeck
Nov. 11	W	at Miami	Locker
Nov. 25	L	at Jacksonville	Locker
Dec. 2	L	Houston	Locker
Dec. 9	L	at Indianapolis	Locker
Dec. 17	W	N.Y. Jets	Locker
Dec. 23	L	at Green Bay	Locker
Dec. 30	W	Jacksonville	Locker

Locker (4-7), Hasselbeck (2-3)

2011 (9-7)

Date	W-L	Opponent	Starter
Sept. 11	L	at Jacksonville	Hasselbeck
Sept. 18	W	Baltimore	Hasselbeck
Sept. 25	W	Denver	Hasselbeck
Oct. 2	W	at Cleveland	Hasselbeck
Oct. 9	L	at Pittsburgh	Hasselbeck
Oct. 23	L	Houston	Hasselbeck
Oct. 30	W	Indianapolis	Hasselbeck
Nov. 6	L	Cincinnati	Hasselbeck
Nov. 13	W	at Carolina	Hasselbeck
Nov. 20	L	at Atlanta	Hasselbeck
Nov. 27	W	Tampa Bay	Hasselbeck
Dec. 4	W	at Buffalo	Hasselbeck
Dec. 11	L	New Orleans	Hasselbeck
Dec. 18	L	at Indianapolis	Hasselbeck
Dec. 24	W	Jacksonville	Hasselbeck
Jan. 1	W	at Houston	Hasselbeck

Hasselbeck (9-7)

2010 (6-10)

Date	W-L	Opponent	Starter
Sept. 12	W	Oakland	Young
Sept. 19	L	Pittsburgh	Young
Sept. 26	W	at N.Y. Giants	Young
Oct. 3	L	Denver	Young
Oct. 10	W	at Dallas	Young
Oct. 18	W	at Jacksonville	Young
Oct. 24	W	Philadelphia	Collins
Oct. 31	L	at San Diego	Young
Nov. 14	L	at Miami	Collins
Nov. 21	L	Washington	Young
Nov. 28	L	at Houston	Smith
Dec. 5	L	Jacksonville	Collins
Dec. 9	L	Indianapolis	Collins
Dec. 19	W	Houston	Collins
Dec. 26	L	at Kansas City	Collins
Jan. 2	L	at Indianapolis	Collins

Young (4-4), Collins (2-5), Smith (0-1)

2009 (8-8)

Date	W-L	Opponent	Starter
Sept. 10	L	at Pittsburgh	Collins
Sept. 20	L	Houston	Collins
Sept. 27	L	at N.Y. Jets	Collins
Oct. 4	L	at Jacksonville	Collins
Oct. 11	L	Indianapolis	Collins
Oct. 18	L	at New England	Collins
Nov. 1	W	Jacksonville	Young
Nov. 8	W	at San Francisco	Young
Nov. 15	W	Buffalo	Young
Nov. 23	W	at Houston	Young
Nov. 29	W	Arizona	Young
Dec. 6	L	at Indianapolis	Young
Dec. 13	W	St. Louis	Young
Dec. 20	W	Miami	Young
Dec. 25	L	San Diego	Young
Jan. 3	W	at Seattle	Young

Young (8-2), Collins (0-6)

2008 (13-3)

Date	W-L	Opponent	Starter
Sept. 7	W	Jacksonville	Young
Sept. 14	W	at Cincinnati	Collins
Sept. 21	W	Houston	Collins
Sept. 28	W	Minnesota	Collins
Oct. 5	W	at Baltimore	Collins
Oct. 19	W	at Kansas City	Collins
Oct. 27	W	Indianapolis	Collins
Nov. 2	W	Green Bay	Collins
Nov. 9	W	at Chicago	Collins
Nov. 16	W	at Jacksonville	Collins
Nov. 23	L	N.Y. Jets	Collins
Nov. 27	W	at Detroit	Collins
Dec. 7	W	Cleveland	Collins
Dec. 14	L	at Houston	Collins
Dec. 21	W	Pittsburgh	Collins
Dec. 28	L	at Indianapolis	Collins

Divisional

Jan. 10 L (P) Baltimore Collins

Young (1-0), Collins (12-3, 0-1)

2007 (10-6)

Date	W-L	Opponent	Starter
Sept. 9	W	at Jacksonville	Young
Sept. 16	L	Indianapolis	Young
Sept. 24	W	at New Orleans	Young
Oct. 7	W	Atlanta	Young
Oct. 14	L	at Tampa Bay	Young
Oct. 21	W	at Houston	Collins
Oct. 28	W	Oakland	Young
Nov. 4	W	Carolina	Young
Nov. 11	L	Jacksonville	Young
Nov. 19	L	at Denver	Young
Nov. 25	L	at Cincinnati	Young
Dec. 2	W	Houston	Young
Dec. 9	L	San Diego	Young
Dec. 16	W	at Kansas City	Young
Dec. 23	W	N.Y. Jets	Young
Dec. 30	W	at Indianapolis	Young

Wild Card

Jan. 6 L (P) at San Diego Young

Young (9-6, 0-1), Collins (1-0)

2006 (8-8)

Date	W-L	Opponent	Starter
Sept. 10	L	N.Y. Jets	Collins
Sept. 17	L	at San Diego	Collins
Sept. 24	L	at Miami	Collins
Oct. 1	L	Dallas	Young

YEAR-BY-YEAR STARTING QUARTERBACKS

Oct. 8	L	at Indianapolis	Young
Oct. 15	W	at Washington	Young
Oct. 29	W	Houston	Young
Nov. 5	L	at Jacksonville	Young
Nov. 12	L	Baltimore	Young
Nov. 19	W	at Philadelphia	Young
Nov. 26	W	N.Y. Giants	Young
Dec. 3	W	Indianapolis	Young
Dec. 10	W	at Houston	Young
Dec. 17	W	Jacksonville	Young
Dec. 24	W	at Buffalo	Young
Dec. 31	L	New England	Young

Young (8-5), Collins (0-3)

2005 (4-12)

Date	W-L	Opponent	Starter
Sept. 11	L	at Pittsburgh	McNair
Sept. 18	W	Baltimore	McNair
Sept. 25	L	at St. Louis	McNair
Oct. 2	L	Indianapolis	McNair
Oct. 9	W	at Houston	McNair
Oct. 16	L	Cincinnati	McNair
Oct. 23	L	at Arizona	Volek
Oct. 30	L	Oakland	McNair
Nov. 6	L	at Cleveland	McNair
Nov. 20	L	Jacksonville	McNair
Nov. 27	W	San Francisco	McNair
Dec. 4	L	at Indianapolis	McNair
Dec. 11	W	Houston	McNair
Dec. 18	L	Seattle	McNair
Dec. 24	L	at Miami	McNair
Jan. 1	L	at Jacksonville	Mauck

McNair (4-10), Volek (0-1), Mauck (0-1)

2004 (5-11)

Date	W-L	Opponent	Starter
Sept. 11	W	at Miami	McNair
Sept. 19	L	Indianapolis	McNair
Sept. 26	L	Jacksonville	McNair
Oct. 3	L	at San Diego	Volek
Oct. 11	W	at Green Bay	McNair
Oct. 17	L	Houston	McNair
Oct. 24	L	at Minnesota	McNair
Oct. 31	W	Cincinnati	Volek
Nov. 14	L	Chicago	Volek
Nov. 21	W	at Jacksonville	McNair
Nov. 28	L	at Houston	McNair
Dec. 5	L	at Indianapolis	Volek
Dec. 13	L	Kansas City	Volek
Dec. 19	L	at Oakland	Volek
Dec. 25	L	Denver	Volek
Jan. 2	W	Detroit	Volek

Volek (2-6), McNair (3-5)

2003 (12-4)

Date	W-L	Opponent	Starter
Sept. 7	W	Oakland	McNair
Sept. 14	L	at Indianapolis	McNair
Sept. 21	W	New Orleans	McNair
Sept. 28	W	at Pittsburgh	McNair
Oct. 5	L	at New England	McNair
Oct. 12	W	Houston	McNair
Oct. 19	W	at Carolina	McNair
Oct. 26	W	at Jacksonville	McNair
Nov. 9	W	Miami	McNair
Nov. 16	W	Jacksonville	McNair
Nov. 23	W	at Atlanta	McNair
Dec. 1	L	at N.Y. Jets	McNair
Dec. 7	L	at Indianapolis	McNair
Dec. 14	W	Buffalo	Volek
Dec. 21	W	at Houston	McNair

Dec. 28	W	Tampa Bay	O'Donnell
Wild Card			
Jan. 3	W (P)	at Baltimore	McNair
Divisional			
Jan. 10	L (P)	at New England	McNair
McNair (10-4, 1-1), Volek (1-0), O'Donnell (1-0)			

2002 (11-5)

Date	W-L	Opponent	Starter
Sept. 8	W	Philadelphia	McNair
Sept. 15	L	at Dallas	McNair
Sept. 22	L	Cleveland	McNair
Sept. 28	L	at Oakland	McNair
Oct. 6	L	Washington	McNair
Oct. 13	W	Jacksonville	McNair
Oct. 27	W	at Cincinnati	McNair
Nov. 3	W	at Indianapolis	McNair
Nov. 10	W	Houston	McNair
Nov. 17	W	Pittsburgh	McNair
Nov. 24	L	at Baltimore	McNair
Dec. 1	W	at N.Y. Giants	McNair
Dec. 8	W	Indianapolis	McNair
Dec. 16	W	New England	McNair
Dec. 22	W	at Jacksonville	McNair
Dec. 29	W	at Houston	McNair

Divisional

Jan. 11 W (P) Pittsburgh McNair

AFC Championship

Jan. 19 L (P) at Oakland McNair

McNair (11-5, 1-1)

2001 (7-9)

Date	W-L	Opponent	Starter
Sept. 9	L	Miami	McNair
Sept. 23	L	at Jacksonville	O'Donnell
Oct. 7	L	at Baltimore	McNair
Oct. 14	W	Tampa Bay	McNair
Oct. 21	W	at Detroit	McNair
Oct. 29	L	at Pittsburgh	McNair
Nov. 4	W	Jacksonville	McNair
Nov. 12	L	Baltimore	McNair
Nov. 18	W	at Cincinnati	McNair
Nov. 25	L	Pittsburgh	McNair
Dec. 2	W	at Cleveland	McNair
Dec. 9	L	at Minnesota	McNair
Dec. 16	W	Green Bay	McNair
Dec. 22	W	at Oakland	McNair
Dec. 30	L	Cleveland	McNair
Jan. 6	L	Cincinnati	McNair

McNair (7-8), O'Donnell (0-1)

2000 (13-3)

Date	W-L	Opponent	Starter
Sept. 3	L	at Buffalo	McNair
Sept. 10	W	Kansas City	McNair
Sept. 24	W	at Pittsburgh	O'Donnell
Oct. 1	W	N.Y. Giants	McNair
Oct. 8	W	at Cincinnati	McNair
Oct. 16	W	Jacksonville	McNair
Oct. 22	W	at Baltimore	McNair
Oct. 30	W	at Washington	McNair
Nov. 5	W	Pittsburgh	McNair
Nov. 12	L	Baltimore	McNair
Nov. 19	W	Cleveland	McNair
Nov. 26	L	at Jacksonville	McNair
Dec. 3	W	at Philadelphia	McNair
Dec. 10	W	Cincinnati	McNair
Dec. 17	W	at Cleveland	McNair
Dec. 25	W	Dallas	McNair

Divisional

Jan. 7	L (P)	Baltimore	McNair
McNair (12-3, 0-1), O'Donnell (1-0)			

1999 (13-3)

Date	W-L	Opponent	Starter
Sept. 12	W	Cincinnati	McNair
Sept. 19	W	Cleveland	O'Donnell
Sept. 26	W	at Jacksonville	O'Donnell
Oct. 3	L	at San Francisco	O'Donnell
Oct. 10	W	Baltimore	O'Donnell
Oct. 17	W	at New Orleans	O'Donnell
Oct. 31	W	St. Louis	McNair
Nov. 7	L	at Miami	McNair
Nov. 14	W	at Cincinnati	McNair
Nov. 21	W	Pittsburgh	McNair
Nov. 28	W	at Cleveland	McNair
Dec. 5	L	at Baltimore	McNair
Dec. 9	W	Oakland	McNair
Dec. 19	W	Atlanta	McNair
Dec. 26	W	Jacksonville	McNair
Jan. 2	W	at Pittsburgh	McNair

Wild Card

Jan. 8 W (P) Buffalo McNair

Divisional

Jan. 16 W (P) at Indianapolis McNair

AFC Championship

Jan. 23 W (P) at Jacksonville McNair

Super Bowl XXXIV

Jan. 30 L (P) St. Louis McNair

McNair (9-2, 3-1), O'Donnell (4-1)

1998 (8-8)

Date	W-L	Opponent	Starter
Sept. 6	W	at Cincinnati	McNair
Sept. 13	L	San Diego	McNair
Sept. 20	L	at New England	McNair
Sept. 27	L	Jacksonville	McNair
Oct. 11	W	at Baltimore	McNair
Oct. 18	W	Cincinnati	McNair
Oct. 25	L	Chicago	McNair
Nov. 1	W	at Pittsburgh	McNair
Nov. 8	W	at Tampa Bay	McNair
Nov. 15	W	Pittsburgh	McNair
Nov. 22	L	N.Y. Jets	McNair
Nov. 29	L	at Seattle	McNair
Dec. 6	W	Baltimore	McNair
Dec. 13	W	at Jacksonville	McNair
Dec. 20	L	at Green Bay	McNair
Dec. 26	L	Minnesota	McNair

McNair (8-8)

1997 (8-8)

Date	W-L	Opponent	Starter
Aug. 31	W	Oakland	McNair
Sept. 7	L	at Miami	McNair
Sept. 21	L	Baltimore	McNair
Sept. 28	L	at Pittsburgh	McNair
Oct. 5	L	at Seattle	McNair
Oct. 12	W	Cincinnati	McNair
Oct. 19	W	Washington	McNair
Oct. 26	W	at Arizona	McNair
Nov. 2	L	Jacksonville	McNair
Nov. 9	W	N.Y. Giants	McNair
Nov. 16	L	at Jacksonville	McNair
Nov. 23	W	Buffalo	McNair
Nov. 27	W	at Dallas	McNair
Dec. 4	L	at Cincinnati	McNair
Dec. 14	L	at Baltimore	McNair
Dec. 21	W	Pittsburgh	McNair

McNair (8-8)

YEAR-BY-YEAR STARTING QUARTERBACKS

1996 (8-8)

Date	W-L	Opponent	Starter
Sept. 1	L	Kansas City	Chandler
Sept. 8	W	at Jacksonville	Chandler
Sept. 15	W	Baltimore	Chandler
Sept. 29	L	at Pittsburgh	Chandler
Oct. 6	W	at Cincinnati	Chandler
Oct. 13	W	at Atlanta	Chandler
Oct. 20	W	Pittsburgh	Chandler
Oct. 27	L	San Francisco	Chandler
Nov. 3	L	at Seattle	McNair
Nov. 10	W	at New Orleans	Chandler
Nov. 17	L	Miami	Chandler
Nov. 24	L	Carolina	Chandler
Dec. 1	W	N.Y. Jets	McNair
Dec. 8	L	Jacksonville	McNair
Dec. 15	L	Cincinnati	Chandler
Dec. 22	W	at Baltimore	McNair

Chandler (6-6), McNair (2-2)

1995 (7-9)

Date	W-L	Opponent	Starter
Sept. 3	W	at Jacksonville	Chandler
Sept. 10	L	Pittsburgh	Chandler
Sept. 17	L	Cleveland	Furrer
Sept. 24	W	at Cincinnati	Chandler
Oct. 1	L	Jacksonville	Chandler
Oct. 8	L	at Minnesota	Chandler
Oct. 22	L	at Chicago	Chandler
Oct. 29	W	Tampa Bay	Chandler
Nov. 5	W	at Cleveland	Chandler
Nov. 12	L	Cincinnati	Chandler
Nov. 19	L	at Kansas City	Chandler
Nov. 26	W	Denver	Chandler
Dec. 3	L	at Pittsburgh	Chandler
Dec. 10	L	Detroit	Chandler
Dec. 17	W	N.Y. Jets	McNair
Dec. 24	W	Buffalo	McNair

Chandler (5-8), McNair (2-0), Furrer (0-1)

1994 (2-14)

Date	W-L	Opponent	Starter
Sept. 4	L	at Indianapolis	Carlson
Sept. 11	L	at Dallas	Richardson
Sept. 18	L	Buffalo	Richardson
Sept. 25	W	Cincinnati	Carlson
Oct. 3	L	at Pittsburgh	Carlson
Oct. 13	L	Cleveland	Richardson
Oct. 24	L	at Philadelphia	Carlson
Oct. 30	L	at L.A. Raiders	Tolliver
Nov. 6	L	Pittsburgh	Carlson
Nov. 13	L	at Cincinnati	Tolliver
Nov. 21	L	N.Y. Giants	Tolliver
Nov. 27	L	at Cleveland	Tolliver
Dec. 4	L	Arizona	Tolliver
Dec. 11	L	Seattle	Tolliver
Dec. 18	L	at Kansas City	Tolliver
Dec. 24	W	N.Y. Jets	Richardson

Tolliver (0-7), Carlson (1-4), Richardson (1-3)

1993 (12-4)

Date	W-L	Opponent	Starter
Sept. 5	L	at New Orleans	Moon
Sept. 12	W	Kansas City	Moon
Sept. 19	L	at San Diego	Moon
Sept. 26	L	L.A. Rams	Moon
Oct. 11	L	at Buffalo	Moon
Oct. 17	W	at New England	Carlson
Oct. 24	W	Cincinnati	Moon
Nov. 7	W	Seattle	Moon
Nov. 14	W	at Cincinnati	Moon

Nov. 21	W	at Cleveland	Moon
Nov. 28	W	Pittsburgh	Moon
Dec. 5	W	Atlanta	Moon
Dec. 12	W	Cleveland	Moon
Dec. 19	W	at Pittsburgh	Moon
Dec. 25	W	at San Francisco	Moon
Jan. 2	W	N.Y. Jets	Carlson

Divisional

Jan. 16	L (P)	Kansas City	Moon
---------	-------	-------------	------

Moon (10-4, 0-1), Carlson (2-0)

1992 (10-6)

Date	W-L	Opponent	Starter
Sept. 6	L	Pittsburgh	Moon
Sept. 13	W	at Indianapolis	Moon
Sept. 20	W	Kansas City	Moon
Sept. 27	W	San Diego	Moon
Oct. 11	W	at Cincinnati	Moon
Oct. 18	L	at Denver	Moon
Oct. 25	W	Cincinnati	Moon
Nov. 1	L	at Pittsburgh	Moon
Nov. 8	L	Cleveland	Moon
Nov. 15	W	at Minnesota	Moon
Nov. 22	L	at Miami	Carlson
Nov. 26	W	at Detroit	Carlson
Dec. 7	W	Chicago	Carlson
Dec. 13	L	Green Bay	Carlson
Dec. 20	W	at Cleveland	Carlson
Dec. 27	W	Buffalo	Carlson

Wild Card

Jan. 3	L (P)	at Buffalo	Moon
--------	-------	------------	------

Moon (6-4, 0-1), Carlson (4-2)

1991 (11-5)

Date	W-L	Opponent	Starter
Sept. 1	W	L.A. Raiders	Moon
Sept. 8	W	at Cincinnati	Moon
Sept. 16	W	Kansas City	Moon
Sept. 22	L	at New England	Moon
Oct. 6	W	Denver	Moon
Oct. 13	W	at N.Y. Jets	Moon
Oct. 20	W	at Miami	Moon
Oct. 27	W	Cincinnati	Moon
Nov. 3	L	at Washington	Moon
Nov. 10	W	Dallas	Moon
Nov. 17	W	Cleveland	Moon
Nov. 24	L	at Pittsburgh	Moon
Dec. 2	L	Philadelphia	Moon
Dec. 8	W	Pittsburgh	Moon
Dec. 15	W	at Cleveland	Moon
Dec. 21	L	at N.Y. Giants	Moon

Wild Card

Dec. 29	W (P)	N.Y. Jets	Moon
---------	-------	-----------	------

Divisional

Jan. 4	L (P)	at Denver	Moon
--------	-------	-----------	------

Moon (11-5, 1-1)

1990 (9-7)

Date	W-L	Opponent	Starter
Sept. 9	L	at Atlanta	Moon
Sept. 16	L	at Pittsburgh	Moon
Sept. 23	W	Indianapolis	Moon
Sept. 30	W	at San Diego	Moon
Oct. 7	L	San Francisco	Moon
Oct. 14	W	Cincinnati	Moon
Oct. 21	W	New Orleans	Moon
Oct. 28	L	N.Y. Jets	Moon
Nov. 4	L	at L.A. Rams	Moon
Nov. 18	W	at Cleveland	Moon
Nov. 25	W	Buffalo	Moon
Dec. 2	L	at Seattle	Moon

Dec. 9	W	Cleveland	Moon
Dec. 16	W	at Kansas City	Moon
Dec. 23	L	at Cincinnati	Moon
Dec. 30	W	Pittsburgh	Carlson

Wild Card

Jan. 6	L (P)	at Cincinnati	Carlson
--------	-------	---------------	---------

Moon (8-7), Carlson (1-0, 0-1)

1989 (9-7)

Date	W-L	Opponent	Starter
Sept. 10	L	at Minnesota	Moon
Sept. 17	W	at San Diego	Moon
Sept. 24	L	Buffalo	Moon
Oct. 1	W	Miami	Moon
Oct. 8	L	at New England	Moon
Oct. 15	W	at Chicago	Moon
Oct. 22	W	Pittsburgh	Moon
Oct. 29	L	at Cleveland	Moon
Nov. 5	W	Detroit	Moon
Nov. 13	W	Cincinnati	Moon
Nov. 19	W	L.A. Raiders	Moon
Nov. 26	L	at Kansas City	Moon
Dec. 3	W	at Pittsburgh	Moon
Dec. 10	W	Tampa Bay	Moon
Dec. 17	L	at Cincinnati	Moon
Dec. 23	L	Cleveland	Moon

Wild Card

Dec. 31	L (P)	Pittsburgh	Moon
---------	-------	------------	------

Moon (9-7, 0-1)

1988 (10-6)

Date	W-L	Opponent	Starter
Sept. 4	W	at Indianapolis	Moon
Sept. 11	W	L.A. Raiders	Carlson
Sept. 18	L	at N.Y. Jets	Carlson
Sept. 25	W	New England	Carlson
Oct. 2	L	at Philadelphia	Carlson
Oct. 9	W	Kansas City	Carlson
Oct. 16	W	at Pittsburgh	Moon
Oct. 23	L	at Cincinnati	Moon
Oct. 30	W	Washington	Moon
Nov. 7	W	Cleveland	Moon
Nov. 13	L	at Seattle	Moon
Nov. 20	W	Phoenix	Moon
Nov. 24	W	at Dallas	Moon
Dec. 4	L	Pittsburgh	Moon
Dec. 11	W	Cincinnati	Moon
Dec. 18	L	at Cleveland	Moon

Wild Card

Dec. 24	W (P)	at Cleveland	Moon
---------	-------	--------------	------

Divisional

Jan. 1	L (P)	at Buffalo	Moon
--------	-------	------------	------

Moon (7-4, 1-1), Carlson (3-2)

1987 (9-6)

Date	W-L	Opponent	Starter
Sept. 13	W	L.A. Rams	Moon
Sept. 20	L	at Buffalo	Moon
Oct. 4	W	at Denver	Pease
Oct. 11	W	at Cleveland	Pease
Oct. 18	L	New England	Pease
Oct. 25	W	Atlanta	Moon
Nov. 1	W	at Cincinnati	Moon
Nov. 8	L	at San Francisco	Moon
Nov. 15	W	at Pittsburgh	Moon
Nov. 22	L	Cleveland	Moon
Nov. 29	L	at Indianapolis	Moon
Dec. 6	W	San Diego	Moon
Dec. 13	L	at New Orleans	Moon
Dec. 20	W	Pittsburgh	Moon
Dec. 27	W	Cincinnati	Moon

Wild Card

YEAR-BY-YEAR STARTING QUARTERBACKS

Jan. 3	W (P)	Seattle	Moon
Divisional			
Jan. 10	L (P)	at Denver	Moon
Moon (7-5, 1-1), Pease (2-1)			

1986 (5-11)

Date	W-L	Opponent	Starter
Sept. 7	W	at Green Bay	Moon
Sept. 14	L	Cleveland	Moon
Sept. 21	L	at Kansas City	Moon
Sept. 28	L	Pittsburgh	Moon
Oct. 5	L	at Detroit	Moon
Oct. 12	L	Chicago	Moon
Oct. 19	L	at Cincinnati	Moon
Oct. 26	L	L.A. Raiders	Moon
Nov. 2	L	at Miami	Moon
Nov. 9	W	Cincinnati	Moon
Nov. 16	L	at Pittsburgh	Moon
Nov. 23	W	Indianapolis	Moon
Nov. 30	L	at Cleveland	Moon
Dec. 7	L	at San Diego	Luck
Dec. 14	W	Minnesota	Moon
Dec. 21	W	Buffalo	Moon
Moon (5-10), Luck (0-1)			

1985 (5-11)

Date	W-L	Opponent	Starter
Sept. 8	W	Miami	Moon
Sept. 15	L	at Washington	Moon
Sept. 22	L	at Pittsburgh	Moon
Sept. 29	L	Dallas	Moon
Oct. 6	L	at Denver	Moon
Oct. 13	L	Cleveland	Moon
Oct. 20	W	Cincinnati	Moon
Oct. 27	W	at St. Louis	Moon
Nov. 3	W	Kansas City	Moon
Nov. 10	L	at Buffalo	Moon
Nov. 17	L	Pittsburgh	Moon
Nov. 24	W	San Diego	Luck
Dec. 1	L	at Cincinnati	Luck
Dec. 8	L	N.Y. Giants	Moon
Dec. 15	L	at Cleveland	Moon
Dec. 22	L	at Indianapolis	Moon
Moon (4-10), Luck (1-1)			

1984 (3-13)

Date	W-L	Opponent	Starter
Sept. 2	L	L.A. Raiders	Moon
Sept. 9	L	Indianapolis	Moon
Sept. 16	L	at San Diego	Moon
Sept. 23	L	at Atlanta	Moon
Sept. 30	L	New Orleans	Moon
Oct. 7	L	at Cincinnati	Moon
Oct. 14	L	at Miami	Moon
Oct. 21	L	San Francisco	Moon
Oct. 28	L	Cincinnati	Moon
Nov. 4	L	at Pittsburgh	Moon
Nov. 11	W	at Kansas City	Moon
Nov. 18	W	N.Y. Jets	Moon
Nov. 25	L	at Cleveland	Moon
Dec. 2	W	Pittsburgh	Moon
Dec. 9	L	at L.A. Rams	Moon
Dec. 16	L	Cleveland	Moon
Moon (3-13)			

1983 (2-14)

Date	W-L	Opponent	Starter
Sept. 4	L	Green Bay	Manning
Sept. 11	L	at L.A. Raiders	Manning
Sept. 18	L	Pittsburgh	Manning
Sept. 25	L	at Buffalo	Nielsen

Oct. 2	L	at Pittsburgh	Nielsen
Oct. 9	L	Denver	Nielsen
Oct. 16	L	at Minnesota	Nielsen
Oct. 23	L	Kansas City	Nielsen
Oct. 30	L	at Cleveland	Nielsen
Nov. 6	L	Cincinnati	Nielsen
Nov. 13	W	Detroit	Luck
Nov. 20	L	at Cincinnati	Luck
Nov. 27	L	at Tampa Bay	Luck
Dec. 4	L	Miami	Luck
Dec. 11	W	Cleveland	Luck
Dec. 18	L	at Baltimore	Luck
Nielsen (0-7), Luck (2-4), Manning (0-3)			

1982 (1-8)

Date	W-L	Opponent	Starter
Sept. 12	L	at Cincinnati	Nielsen
Sept. 19	W	Seattle	Nielsen
Nov. 21	L	Pittsburgh	Nielsen
Nov. 28	L	at New England	Manning
Dec. 5	L	at N.Y. Giants	Manning
Dec. 13	L	Dallas	Manning
Dec. 19	L	at Philadelphia	Manning
Dec. 26	L	Cleveland	Manning
Jan. 2	L	Cincinnati	Nielsen
Nielsen (1-3), Manning (0-5)			

1981 (7-9)

Date	W-L	Opponent	Starter
Sept. 6	W	at L.A. Rams	Stabler
Sept. 13	W	at Cleveland	Stabler
Sept. 20	L	Miami	Stabler
Sept. 27	L	at N.Y. Jets	Stabler
Oct. 4	W	Cincinnati	Stabler
Oct. 11	W	Seattle	Stabler
Oct. 18	L	at New England	Stabler
Oct. 26	L	at Pittsburgh	Stabler
Nov. 1	L	at Cincinnati	Stabler
Nov. 8	W	Oakland	Reaves
Nov. 15	L	at Kansas City	Reaves
Nov. 22	L	New Orleans	Stabler
Nov. 29	L	Atlanta	Stabler
Dec. 3	W	Cleveland	Stabler
Dec. 13	L	at San Francisco	Nielsen
Dec. 20	W	Pittsburgh	Nielsen
Stabler (5-7), Reaves (1-1), Nielsen (1-1)			

1980 (11-5)

Date	W-L	Opponent	Starter
Sept. 7	L	at Pittsburgh	Stabler
Sept. 15	W	at Cleveland	Stabler
Sept. 21	W	Baltimore	Stabler
Sept. 28	W	at Cincinnati	Stabler
Oct. 5	L	Seattle	Stabler
Oct. 12	L	at Kansas City	Stabler
Oct. 19	W	Tampa Bay	Stabler
Oct. 26	W	Cincinnati	Stabler
Nov. 2	W	at Denver	Stabler
Nov. 10	W	New England	Stabler
Nov. 16	W	at Chicago	Stabler
Nov. 23	L	at N.Y. Jets	Stabler
Nov. 30	L	Cleveland	Stabler
Dec. 4	W	Pittsburgh	Stabler
Dec. 14	W	at Green Bay	Stabler
Dec. 21	W	Minnesota	Stabler
Wild Card			
Dec. 28	L (P)	at Oakland	Stabler
Stabler (11-5, 0-1)			

1979 (11-5)

Date	W-L	Opponent	Starter
Sept. 12	W	Tampa Bay	Pastorini
Sept. 19	W	at Buffalo	Pastorini

Sept. 2	W	at Washington	Pastorini
Sept. 9	L	at Pittsburgh	Pastorini
Sept. 16	W	Kansas City	Nielsen
Sept. 23	W	at Cincinnati	Pastorini
Sept. 30	W	Cleveland	Pastorini
Oct. 7	L	St. Louis	Pastorini
Oct. 14	W	at Baltimore	Pastorini
Oct. 21	L	at Seattle	Pastorini
Oct. 28	W	N.Y. Jets	Pastorini
Nov. 5	W	at Miami	Pastorini
Nov. 11	W	Oakland	Pastorini
Nov. 18	W	Cincinnati	Pastorini
Nov. 22	W	at Dallas	Pastorini
Dec. 2	L	at Cleveland	Pastorini
Dec. 10	W	Pittsburgh	Pastorini
Dec. 16	L	Philadelphia	Pastorini

Wild Card

Dec. 23	W (P)	Denver	Pastorini
---------	-------	--------	-----------

Divisional

Dec. 29	W (P)	at San Diego	Nielsen
---------	-------	--------------	---------

AFC Championship

Jan. 6	L (P)	at Pittsburgh	Pastorini
--------	-------	---------------	-----------

Pastorini (10-5, 1-1), Nielsen (1-0, 1-0)

1978 (10-6)

Date	W-L	Opponent	Starter
Sept. 3	L	at Atlanta	Pastorini
Sept. 10	W	at Kansas City	Pastorini
Sept. 17	W	San Francisco	Pastorini
Sept. 24	L	L.A. Rams	Pastorini
Oct. 1	W	at Cleveland	Pastorini
Oct. 8	L	at Oakland	Pastorini
Oct. 15	W	Buffalo	Pastorini
Oct. 23	W	at Pittsburgh	Pastorini
Oct. 29	L	at Cincinnati	Pastorini
Nov. 5	W	Cleveland	Pastorini
Nov. 12	W	at New England	Pastorini
Nov. 20	W	Miami	Pastorini
Nov. 26	W	Cincinnati	Pastorini
Dec. 3	L	Pittsburgh	Pastorini
Dec. 10	W	at New Orleans	Pastorini
Dec. 17	L	San Diego	Pastorini

Wild Card

Dec. 24	W (P)	at Miami	Pastorini
---------	-------	----------	-----------

Divisional

Dec. 31	W (P)	at New England	Pastorini
---------	-------	----------------	-----------

AFC Championship

Jan. 7	L (P)	at Pittsburgh	Pastorini
--------	-------	---------------	-----------

Pastorini (10-6, 2-1)

1977 (8-6)

Date	W-L	Opponent	Starter
Sept. 18	W	N.Y. Jets	Pastorini
Sept. 25	W	at Green Bay	Pastorini
Oct. 2	L	at Miami	Pastorini
Oct. 9	W	Pittsburgh	Pastorini
Oct. 16	L	Cleveland	Hadl
Oct. 23	L	at Pittsburgh	Pastorini
Oct. 30	L	at Cincinnati	Hadl
Nov. 6	W	Chicago	Pastorini
Nov. 13	L	at Oakland	Pastorini
Nov. 20	W	at Seattle	Pastorini
Nov. 27	W	Kansas City	Pastorini
Dec. 4	L	Denver	Pastorini
Dec. 11	W	at Cleveland	Pastorini
Dec. 18	W	Cincinnati	Pastorini

Pastorini (8-4), Hadl (0-2)

1976 (5-9)

Date	W-L	Opponent	Starter
Sept. 12	W	Tampa Bay	Pastorini
Sept. 19	W	at Buffalo	Pastorini

YEAR-BY-YEAR STARTING QUARTERBACKS

Sept. 26	L	Oakland	Pastorini
Oct. 3	W	at New Orleans	Pastorini
Oct. 10	W	Denver	Pastorini
Oct. 17	L	at San Diego	Pastorini
Oct. 24	L	Cincinnati	Pastorini
Nov. 1	L	at Baltimore	Pastorini
Nov. 7	L	Cleveland	Pastorini
Nov. 14	L	at Cincinnati	Hadl
Nov. 21	L	at Pittsburgh	Hadl
Nov. 28	W	Atlanta	Hadl
Dec. 5	L	at Cleveland	Hadl
Dec. 11	L	Pittsburgh	Pastorini

Pastorini (4-6), Hadl (1-3)

1975 (10-4)

Date	W-L	Opponent	Starter
Sept. 21	W	at New England	Pastorini
Sept. 28	W	San Diego	Pastorini
Oct. 5	L	Cincinnati	Pastorini
Oct. 12	W	at Cleveland	Pastorini
Oct. 19	W	Washington	Pastorini
Oct. 26	W	Detroit	Pastorini
Nov. 2	W	at Kansas City	Pastorini
Nov. 9	L	at Pittsburgh	Pastorini
Nov. 16	W	Miami	Pastorini
Nov. 24	L	Pittsburgh	Pastorini
Nov. 30	L	at Cincinnati	Pastorini
Dec. 7	W	at San Francisco	Pastorini
Dec. 14	W	at Oakland	Pastorini
Dec. 21	W	Cleveland	Pastorini

Pastorini (10-4)

1974 (7-7)

Date	W-L	Opponent	Starter
Sept. 15	W	San Diego	Dickey
Sept. 22	L	at Cleveland	Dickey
Sept. 29	L	Kansas City	Dickey
Oct. 6	L	Pittsburgh	Dickey
Oct. 13	L	at Minnesota	Pastorini
Oct. 20	L	St. Louis	Pastorini
Oct. 27	W	at Cincinnati	Pastorini
Nov. 3	W	at N.Y. Jets	Pastorini
Nov. 10	W	at Buffalo	Pastorini
Nov. 17	W	Cincinnati	Pastorini
Nov. 24	L	Dallas	Pastorini
Dec. 1	W	at Pittsburgh	Pastorini
Dec. 8	L	at Denver	Pastorini
Dec. 15	W	Cleveland	Pastorini

Pastorini (6-4), Dickey (1-3)

1973 (1-13)

Date	W-L	Opponent	Starter
Sept. 16	L	at N.Y. Giants	Pastorini
Sept. 23	L	at Cincinnati	Pastorini
Sept. 30	L	Pittsburgh	Pastorini
Oct. 7	L	L.A. Rams	Pastorini
Oct. 14	L	Denver	Pastorini
Oct. 21	L	at Cleveland	Pastorini
Oct. 28	L	at Chicago	Pastorini
Nov. 4	W	at Baltimore	Dickey
Nov. 11	L	Cleveland	Dickey
Nov. 18	L	at Kansas City	Dickey
Nov. 25	L	New England	Dickey
Dec. 2	L	Oakland	Pastorini
Dec. 9	L	at Pittsburgh	Pastorini
Dec. 16	L	Cincinnati	Pastorini

Pastorini (0-10), Dickey (1-3)

1972 (1-13)

Date	W-L	Opponent	Starter
Sept. 17	L	at Denver	Pastorini

Sept. 24	L	at Miami	Pastorini
Oct. 1	W	N.Y. Jets	Pastorini
Oct. 9	L	Oakland	Pastorini
Oct. 15	L	at Pittsburgh	Pastorini
Oct. 22	L	Cleveland	Pastorini
Oct. 29	L	at Cincinnati	Pastorini
Nov. 5	L	at Cleveland	Pastorini
Nov. 12	L	Philadelphia	Pastorini
Nov. 19	L	Green Bay	Pastorini
Nov. 26	L	at San Diego	Pastorini
Dec. 3	L	at Atlanta	Pastorini
Dec. 10	L	Pittsburgh	Pastorini
Dec. 17	L	Cincinnati	Nix

Pastorini (1-12), Nix (0-1)

1971 (4-9-1)

Date	W-L	Opponent	Starter
Sept. 19	L	at Cleveland	Johnson
Sept. 26	L	Kansas City	Johnson
Oct. 3	T	New Orleans	Dickey
Oct. 10	L	at Washington	Johnson
Oct. 17	L	Detroit	Pastorini
Oct. 24	L	at Pittsburgh	Pastorini
Oct. 31	W	Cincinnati	Pastorini
Nov. 7	L	at New England	Pastorini
Nov. 14	L	at Oakland	Dickey
Nov. 21	L	at Cincinnati	Pastorini
Nov. 28	L	Cleveland	Johnson
Dec. 5	W	Pittsburgh	Pastorini
Dec. 12	W	at Buffalo	Pastorini
Dec. 19	W	San Diego	Pastorini

Johnson (0-4), Pastorini (4-4), Dickey (0-1-1)

1970 (3-10-1)

Date	W-L	Opponent	Starter
Sept. 20	W	at Pittsburgh	Johnson
Sept. 27	L	Miami	Johnson
Oct. 4	W	at Cincinnati	Johnson
Oct. 11	L	Baltimore	Johnson
Oct. 18	L	Pittsburgh	Johnson
Oct. 25	T	at San Diego	Hadl
Nov. 1	L	at St. Louis	Rhyme
Nov. 8	L	at Kansas City	Johnson
Nov. 15	L	San Francisco	Johnson
Nov. 22	L	at Cleveland	Johnson
Nov. 29	W	Denver	Johnson
Dec. 7	L	Cleveland	Johnson
Dec. 13	L	Cincinnati	Rhyme
Dec. 20	L	at Dallas	Rhyme

Johnson (3-7), Rhyme (0-3), Hadl (0-0-1)

1969 (6-6-2)

Date	W-L	Opponent	Starter
Sept. 14	L	at Oakland	Beathard
Sept. 21	W	at Buffalo	Beathard
Sept. 28	W	Miami	Beathard
Oct. 5	W	Buffalo	Beathard
Oct. 12	L	at Kansas City	Beathard
Oct. 20	L	at N.Y. Jets	Beathard
Oct. 26	W	Denver	Beathard
Nov. 2	L	at Boston	Beathard
Nov. 9	T	Cincinnati	Trull
Nov. 16	T	at Denver	Trull
Nov. 23	W	at Miami	Beathard
Nov. 27	L	San Diego	Beathard
Dec. 6	L	N.Y. Jets	Trull
Dec. 14	W	Boston	Beathard

Playoff

Dec. 21	L (P)	at Oakland	Beathard
---------	-------	------------	----------

Beathard (6-5, 0-1), Trull (0-1-2)

1968 (7-7)

Date	W-L	Opponent	Starter
Sept. 9	L	Kansas City	Beathard
Sept. 14	W	at Miami	Beathard
Sept. 21	L	at San Diego	Beathard
Sept. 29	L	Oakland	Beathard
Oct. 6	L	Miami	Davis
Oct. 13	W	at Boston	Davis
Oct. 20	L	N.Y. Jets	Davis
Oct. 27	W	at Buffalo	Trull
Nov. 3	W	at Cincinnati	Trull
Nov. 10	L	at N.Y. Jets	Trull
Nov. 17	W	Denver	Beathard
Nov. 28	L	at Kansas City	Beathard
Dec. 7	W	Buffalo	Beathard
Dec. 15	W	Boston	Trull

Beathard (3-4), Trull (3-1), Davis (1-2)

1967 (9-4-1)

Date	W-L	Opponent	Starter
Sept. 9	L	Kansas City	Lee
Sept. 17	W	at Buffalo	Lee
Sept. 24	L	at San Diego	Lee
Oct. 1	W	Denver	Davis
Oct. 15	T	at N.Y. Jets	Davis
Oct. 22	W	at Kansas City	Beathard
Oct. 29	W	Buffalo	Beathard
Nov. 5	L	at Boston	Beathard
Nov. 12	W	at Denver	Beathard
Nov. 26	W	Boston	Beathard
Dec. 3	W	Miami	Beathard
Dec. 10	L	Oakland	Beathard
Dec. 16	W	San Diego	Beathard
Dec. 23	W	at Miami	Beathard

AFL Championship

Dec. 31	L (P)	at Oakland	Beathard
---------	-------	------------	----------

Beathard (7-2, 0-1), Lee (1-2), Davis (1-0-1)

1966 (3-11)

Date	W-L	Opponent	Starter
Sept. 3	W	Denver	Blanda
Sept. 10	W	Oakland	Blanda
Sept. 18	L	at N.Y. Jets	Blanda
Sept. 25	L	at Buffalo	Blanda
Oct. 2	L	at Denver	Blanda
Oct. 16	W	N.Y. Jets	Blanda
Oct. 23	L	Miami	Blanda
Oct. 30	L	at Kansas City	Blanda
Nov. 6	L	at Oakland	Trull
Nov. 13	L	at Boston	Trull
Nov. 20	L	Buffalo	Trull
Dec. 4	L	San Diego	Trull
Dec. 11	L	Boston	Humphrey
Dec. 18	L	at Miami	Trull

Blanda (3-5), Trull (0-5), Humphrey (0-1)

1965 (4-10)

Date	W-L	Opponent	Starter
Sept. 12	W	N.Y. Jets	Blanda
Sept. 19	W	Boston	Blanda
Sept. 26	L	at Oakland	Blanda
Oct. 3	L	at San Diego	Blanda
Oct. 17	L	at Denver	Blanda
Oct. 24	W	Kansas City	Trull
Oct. 31	W	at Buffalo	Trull
Nov. 7	L	Oakland	Blanda
Nov. 14	L	Denver	Blanda
Nov. 21	L	at N.Y. Jets	Blanda
Nov. 28	L	at Kansas City	Blanda
Dec. 5	L	Buffalo	Blanda
Dec. 12	L	San Diego	Trull

YEAR-BY-YEAR STARTING QUARTERBACKS

Dec. 18 L at Boston Blanda

Blanda (2-9), Trull (2-1)

1964 (4-10)

Date	W-L	Opponent	Starter
Sept. 12	L	at San Diego	Blanda
Sept. 19	W	Oakland	Blanda
Sept. 27	W	at Denver	Blanda
Oct. 4	L	at Kansas City	Blanda
Oct. 11	L	Buffalo	Blanda
Oct. 17	L	at N.Y. Jets	Blanda
Oct. 25	L	San Diego	Blanda
Nov. 1	L	at Buffalo	Blanda
Nov. 6	L	at Boston	Blanda
Nov. 15	L	at Oakland	Blanda
Nov. 22	L	Kansas City	Trull
Nov. 29	L	Boston	Blanda
Dec. 13	W	N.Y. Jets	Blanda
Dec. 20	W	Denver	Blanda

Blanda (4-9), Trull (0-1)

1963 (6-8)

Date	W-L	Opponent	Starter
Sept. 7	L	Oakland	Blanda
Sept. 14	W	Denver	Blanda
Sept. 22	L	at N.Y. Jets	Blanda
Sept. 28	W	Buffalo	Blanda
Oct. 6	L	Kansas City	Blanda
Oct. 13	W	Denver	Blanda
Oct. 20	W	Buffalo	Blanda
Oct. 27	W	Kansas City	Blanda
Nov. 1	L	at Boston	Blanda
Nov. 10	W	N.Y. Jets	Blanda
Dec. 1	L	at San Diego	Blanda

Dec. 8 L Boston Blanda

Dec. 15 L San Diego Lee

Dec. 22 L at Oakland Blanda

Blanda (6-7), Lee (0-1)

1962 (11-3)

Date	W-L	Opponent	Starter
Sept. 9	W	at Buffalo	Blanda
Sept. 16	L	at Boston	Blanda
Sept. 23	W	at San Diego	Blanda
Oct. 7	W	Buffalo	Blanda
Oct. 14	W	N.Y. Titans	Blanda
Oct. 21	L	at Denver	Blanda
Oct. 28	L	Dallas	Blanda
Nov. 4	W	at Dallas	Blanda
Nov. 11	W	at Oakland	Blanda
Nov. 18	W	Boston	Blanda
Nov. 25	W	San Diego	Blanda
Dec. 2	W	Denver	Blanda
Dec. 9	W	Oakland	Blanda
Dec. 15	W	at N.Y. Titans	Blanda

AFL Championship

Dec. 23 L (P) Dallas Blanda

Blanda (11-3, 0-1)

1961 (10-3-1)

Date	W-L	Opponent	Starter
Sept. 9	W	Oakland	Blanda
Sept. 24	L	at San Diego	Blanda
Oct. 1	L	at Dallas	Blanda
Oct. 8	L	Buffalo	Lee
Oct. 13	T	at Boston	Lee
Oct. 22	W	Dallas	Lee
Oct. 29	W	at Buffalo	Blanda

Nov. 5 W at Denver Blanda

Nov. 12 W Boston Blanda

Nov. 19 W N.Y. Titans Blanda

Nov. 26 W Denver Blanda

Dec. 3 W San Diego Blanda

Dec. 10 W at N.Y. Titans Blanda

Dec. 17 W at Oakland Blanda

AFL Championship

Dec. 24 W (P) at San Diego Blanda

Blanda (9-2, 1-0), Lee (1-1-1)

1960 (10-4)

Date	W-L	Opponent	Starter
Sept. 11	W	at Oakland	Blanda
Sept. 18	W	L.A. Chargers	Blanda
Sept. 25	L	Oakland	Blanda
Oct. 9	W	N.Y. Titans	Blanda
Oct. 16	W	Dallas	Blanda
Oct. 23	W	at N.Y. Titans	Blanda
Oct. 30	L	at Buffalo	Blanda
Nov. 6	W	at Denver	Blanda
Nov. 13	L	at L.A. Chargers	Blanda
Nov. 20	W	Denver	Lee
Nov. 25	W	at Boston	Lee
Dec. 4	L	at Dallas	Lee
Dec. 11	W	Buffalo	Blanda
Dec. 18	W	Boston	Blanda

AFL Championship

Jan. 1 W (P) L.A. Chargers Blanda

Blanda (8-3, 1-0), Lee (2-1)



Steve McNair's 76 wins as a starting quarterback are more than any other player in franchise history.

ALL-TIME ALL-PRO SELECTIONS

AFL ALL-PRO

- 1960** George Blanda, QB (Honorable Mention, UPI)
 Billy Cannon, RB (Second Team, UPI, OF)
 Mike Dukes, LB (First Team, UPI)
 Don Floyd, DE (Honorable Mention, UPI)
 Bill Groman, E (First Team, UPI, OF)
 Charlie Hennigan, RB (Honorable Mention, UPI)
 Al Jamison, T (First Team, AP, Second Team OF)
 Mark Johnston, S (First Team, AP, Second Team, UPI, OF)
 Rich Michael, T (First Team, UPI, OF)
 Dennit Morris, LB (Second Team OF, Honorable Mention, UPI)
 Jim Norton, S (Honorable Mention, UPI)
 Hugh Pitts, LB (Honorable Mention, UPI)
 Dave Smith, (First Team, AP, UPI, OF)
 Julian Spence, CB (First Team, UPI)
 Orville Trask, DT (Second Team, UPI, OF)
 Fred Wallner, T (Honorable Mention, UPI)
- 1961** Tony Banfield, CB (First Team, AP, UPI, OF, SN, Second Team, NY)
 George Blanda, QB (First Team, AP, UPI, OF, SN, NY)
 Billy Cannon, HB (First Team, AP, UPI, OF, SN, NY)
 Don Floyd, DE (First Team, OF)
 Bill Groman, E (First Team, AP, SN, Second Team, UPI, NY)
 Charlie Hennigan, E (First Team, AP, UPI, OF, SN, NY)
 Ed Husmann, DT (Second Team, UPI, NY)
 Al Jamison, T (First Team, AP, UPI, OF, SN, NY)
 Mark Johnston, S (First Team, NY)
 Jim Norton, S (Second Team, UPI, NY)
 Bob Schmidt, C (Second Team, OF)
 Bob Talamini, G (Second Team, OF, UPI)
 Charley Tolar, FB (Second Team, UPI, OF)
- 1962** Tony Banfield, CB, (First Team, AP, UPI, OF)
 George Blanda, QB (Second Team, AP, UPI)
 Doug Cline, OLB (Second Team, AP UPI)
 Don Floyd, DE (First Team, AP, UPI, OF)
 Charlie Hennigan, E (First Team, AP, UPI, OF)
 Ed Husmann, DT (First Team AP, UPI)
 Al Jamison, T (First Team, AP, UPI)
 Jim Norton, S (First Team, UPI, Second Team, AP)
 Bob Schmidt, C (Second Team, AP, UPI)
 Bob Talamini, G (First Team UPI, OF)
 Charley Tolar, FB (Second Team, AP, UPI)
- 1963** Tony Banfield, CB (First Team, AP, UPI, OF, PF)
 George Blanda, QB (Second Team, AP, NY)
 Doug Cline, OLB (Second Team, AP, NY, UPI)
 Don Floyd, DE (Second Team, NY)
 Fred Glick, S (First Team, AP, UPI, OF, NEA, NY)
 Charlie Hennigan, E (Second Team, NEA, NY, Honorable Mention, AP)
 Ed Husmann, DT (Second Team, UPI)
 Bobby Jancik, S (Second Team, NY, Honorable Mention, AP, UPI)
 Rich Michael, T (Honorable Mention, UPI)
 Bob Schmidt, C (Second Team, UPI, NEA)
 Bob Talamini, G (First Team, AP, OF, NEA, NY, Second Team, UPI)
 Hogan Wharton, G (Honorable Mention, AP)
- 1964** Sonny Bishop, T (Second Team, UPI)
 Sid Blanks, T (Second Team, UPI)
 Don Floyd, DE (Second Team, UPI)
 Fred Glick, S (First Team, OF, Second Team, NEA)
 Charlie Hennigan, E (First Team, AP, UPI, NEA, OF, NY)
 Pete Jaquess, CB (Second Team, AP)
 Bob Talamini, G (First Team, NEA, OF, Second Team, AP, UPI, NY)
- 1965** Sonny Bishop, G (Second Team, NY)
 Ode Burrell, RB (Second Team, NY)
 Willie Frazier, TE (First Team, AP, UPI, OF, NEA, NY)
 W.K. Hicks, CB (Second Team, AP, UPI, NY)
 Bob Talamini, G (First Team, AP, UPI, OF, NY)
- 1966** Johnny Baker, OLB (Second Team, NEA)
 George Blanda, K (Second Team, NY)
 Walter Suggs, T (Second Team, UPI, NEA)
 Bob Talamini, G (First Team, OF, Second Team, UPI, NEA, NY)
- 1967** Miller Farr, CB (First Team, AP, UPI, NEA, SN, FN, NY, DE)

LEGEND

- AP** - Associated Press
CP - College & Pro Football Newsweekly
DMN - Dallas Morning News
DB - Dick Butkus Football Network
DE - Detroit News
DH - Don Heinrich (Pro Football Scouts)
DP - Diet Pepsi Rookie Rookie of the Year
DZ - Paul Zimmerman (N.Y. Post, 1969 -78; Sports Ill., 1979-present)
FD - Football Digest
FI - NFL Films
FN - Football News
FO - Gordon Forbes, USA Today
FW - Pro Football Weekly
FX - Larry Fox, N.Y. Daily News
GN - Gannett News Service
HF - Pro Football Hall of Fame
JT - Joe Theismann
NA - The National
NBC - NBC Sports.com
NEA - Newspaper Enterprise Association
NY - New York Daily News
OA - Bob Oates, L.A. Times
OF - Official AFL Team
PF - Pro Football Digest
PK - Peter King, Sports Illust.
RS - Pamela Robbins Scott
SI - Sports Illustrated
SN - The Sporting News
TP - Topps All-Pro Team
UPI - United Press International
USA - USA Today
WA - Pro Football Writers of America
- Hoyle Granger, RB (Second Team, AP, UPI, NEA)
 Pat Holmes, DE (First Team, AP, UPI, NEA, FN, DE, Second Team, SN, NY)
 Bobby Maples, C (Second Team, AP, UPI, NY)
 Jim Norton, S (First Team, FN, DE, Second Team, AP, UPI, NY)
 Walter Suggs, T (First Team, SN, FN, Second Team, AP, UPI, NEA)
 Bob Talamini, G (First Team, AP, UPI, NEA, SN, FN, DE)
 George Webster, OL (First Team, AP, UPI, NEA, SN, FN, NY, DE)
- 1968** Miller Farr, CB (First Team, PF, AP, UPI, NEA, SN, FN, NY, FW)
 Hoyle Granger, RB (Second Team, FN)
 Ken Houston, S (Second Team, SN, NEA)
 Alvin Reed, TE (First Team, SN, FN, NY, Second Team, AP, UPI)
 Walter Suggs, T (First Team, SN, Second Team, AP, UPI, NEA, FN)
 George Webster, OLB (First Team, PF, WA, AP, UPI, NEA, SN, FN, NY, FW)
- 1969** Elvin Bethea, DE (Second Team, UPI)
 Sonny Bishop, G (Second Team, SN, Honorable Mention, UPI)
 Garland Boyette, MLB (Honorable Mention, UPI)
 Miller Farr, CB (First Team, SN, Second Team, AP, UPI, NEA, NY, SI)
 Hoyle Granger, RB (Second Team, SI, Honorable Mention, UPI, PF)
 Ken Houston, S (First Team, NY, SI, Second Team, AP, UPI, SN,

ALL-TIME ALL-PRO SELECTIONS

FN)
 Alvin Reed, TE (First Team, SN, Second Team, AP, UPI, NEA, NY, SI, PF)
 Tom Regner, G (Honorable Mention, UPI)
 George Webster, OLB (First Team, WA, AP, UPI, NEA, SN, NY, SI, PF, Second Team, HF, NEA)
 Walter Suggs, T (Second Team, AP, UPI, NEA, NY)

NFL ALL-PRO

1970 Ken Houston, S (Second Team, NEA)
1971 Ken Houston, S (First Team, DZ, TP, FW, Second Team, WA, NEA, FN)
1972 Ken Houston, S (Second Team, WA, NEA)
1973 Elvin Bethea, DE (Second Team, NEA)
1975 Elvin Bethea, DE (First Team, FN, CP, Second Team, AP, NEA)
 Robert Brazile, OLB (First Team, DZ)
 Curley Culp, DT (First Team, AP, WA, NEA, NY, FW)
 Billy Johnson, KR (First Team, FW, Second Team, FN)
1976 Robert Brazile, OLB (First Team, WA, FN, NY, Second Team, AP)
1977 Robert Brazile, OLB (First Team, NEA, Second Team, AP)
 Ken Burrough, WR (Second Team, AP, NEA)
 Curley Culp, DT (Second Team, NEA)
 Billy Johnson, KR (First Team, AP, WA, TP, NY, FX, CP, RS, FW)
1978 Elvin Bethea, DE (Second Team, NEA)
 Robert Brazile, OLB (First Team, AP, WA, NEA, CP, FW)
 Earl Campbell, RB (First Team, AP, WA, NEA, CP, DZ, NY, FX, FW)
 Curley Culp, DT (Second Team, AP, NEA)
1979 Elvin Bethea, DE (Second Team, AP)
 Robert Brazile, OLB (First Team, AP, FW, NEA, WA)
 Earl Campbell, RB (First Team, AP, SN, FW, NEA, WA)
 Curly Culp, DT (Second Team, AP)
 Toni Fritsch, PK (First Team, AP, WA, NEA, DZ)
 Leon Gray, T (First Team, AP, WA, NEA, CP, FW)
 Vernon Perry, S (First Team, DZ)
 Mike Reinfeldt, S (First Team, AP, WA, NEA, CP, NY, FX, FW)
1980 Gregg Bingham, ILB (First Team, FX)
 Robert Brazile, OLB (First Team, WA, NEA, SN, CP, FD, FX, FW, Second Team, AP)
 Earl Campbell, RB (First Team, AP, WA, NEA, SN, CP, FD, DZ, NY, FX, FW)
 Leon Gray, T (First Team, AP, WA, SN, FD, FW, Second Team, NEA)
 Bob Young, G (First Team, FD)
1981 Gregg Bingham, ILB (Honorable Mention, DH)
 Robert Brazile, OLB (Second Team, AP, DH)
 Earl Campbell, RB (First Team, CP, Second Team, DH)
 Dave Casper, TE (Honorable Mention, DH)
 Vernon Perry, S (First Team, CP, Honorable Mention, DH)
1982 Earl Campbell, RB (Honorable Mention, DH)
 Dave Casper, TE (Honorable Mention, OA)
1983 Earl Campbell, RB (Honorable Mention, DH)
 Mike Munchak, G (Second Team, NEA)
1984 Mike Munchak, G (Second Team, NEA, DH)
1985 Bo Eason, S (Second Team, NEA)
 Bruce Matthews, T (Honorable Mention, DH)
 Mike Munchak, T (First Team, FD, Second Team, AP, NEA, DH)
1986 Bruce Matthews, T (Third Team, GN)
1987 Keith Bostic, S (First Team, NEA, FD, FI, Second Team, AP, DH)
 Ray Childress, DE (Honorable Mention, DH)
 Ernest Givins, WR (Honorable Mention, DH)
 Warren Moon, QB (Honorable Mention, DH)
 Mike Munchak, G (First Team, AP, WA, NEA, SN, FO, FD, TP, DH)
 Mike Rozier, RB (Honorable Mention, DH)
1988 Patrick Allen, CB (Honorable Mention, AP)
 Keith Bostic, S (Honorable Mention, AP)
 Ray Childress, DE (Second Team, AP, NEA, CP, FD, Honorable Mention, DH)
 Jeff Donaldson, S (Second Team, CP, Honorable Mention, AP, DH)
 Drew Hill, WR (First Team, DH, Honorable Mention, AP)
 Bruce Matthews, G (First Team, AP, WA, SN, FD, FO, DZ, DH, FW, Second Team, NEA, CP)

Warren Moon, QB (Honorable Mention, DH)
 Mike Munchak, G (First Team, WA, NEA, FO, FW, Second Team, AP)
1989 Ray Childress, DE (Second Team, AP, Honorable Mention, DH)
 Bruce Matthews, G (First Team, AP, SN, DZ, FD, FI, FW, Second Team, NEA, CP)
 Greg Montgomery, P (First Team, NEA, Honorable Mention, DH)
 Warren Moon, QB (Honorable Mention, DH)
 Mike Munchak, G (First Team, NEA, FO, Second Team, AP)
 Eugene Seale, ST (First Team, FW)
1990 Ray Childress, DE (First Team, WA, CP, FO, DZ, SN, DH, Second Team, AP, NEA, NA, Honorable Mention, PK)
 Ernest Givins, WR (Second Team, AP, Honorable Mention, DH, PK)
 Drew Hill, WR (Honorable Mention, AP, DH)
 Haywood Jeffires, WR (Second Team, CP, NA, Honorable Mention, DH)
 Richard Johnson, CB (Second Team, CP, Honorable Mention, AP)
 Terry Kinard, S (Honorable Mention, AP)
 Bruce Matthews, G (First Team, AP, WA, NEA, CP, FO, SN, FI, DH, FW, Second Team, PK)
 Bubba McDowell, S (Honorable Mention, AP, DH)
 Greg Montgomery, P (Honorable Mention, AP, DH)
 Warren Moon, QB (First Team, SN, FI, Second Team, AP, DH, Honorable Mention, FD, PK)
 Mike Munchak, G (Second Team, AP, DH)
1991 Ray Childress, DT (First Team, NEA, CP, FO, FD, FI, DH, Honorable Mention, AP)
 Cris Dishman, CB (First Team, AP, FO, FD, FI, DH, FW, Second Team, CP)
 William Fuller, DE (Honorable Mention, AP, DH)
 Haywood Jeffires, WR (First Team, AP, WA, FD, FI, Second Team, NEA, CP, DH)
 Bruce Matthews, C (First Team, NEA, FD, FI, FW, Second Team, AP, CP)
 Bubba McDowell, S (Second Team, AP, CP, DH)
 Warren Moon, QB (Honorable Mention, AP, DH)
 Mike Munchak, G (First Team, AP, WA, FW, CP, FD, Second Team, NEA, Honorable Mention, DH)
 Bo Orlando, S (Honorable Mention, AP)
 Al Smith, MLB (First Team, WA, FW, Second Team, CP, DH, Honorable Mention, AP)
1992 Ray Childress, DT (First Team, AP, WA, NEA, CP, FO, DZ, FI, JT)
 Cris Dishman, S (Honorable Mention, AP)
 William Fuller, DE (Honorable Mention, AP, JT)
 Ernest Givins, WR (Honorable Mention, JT)
 Haywood Jeffires, WR (Honorable Mention, AP, JT)
 Bruce Matthews, C (First Team, AP, WA, NEA, SN, FD, JT, Second Team, CP)
 Bubba McDowell, S (First Team, JT, Honorable Mention, AP)
 Greg Montgomery, P (Honorable Mention, AP, JT)
 Mike Munchak, G (Second Team, AP, CP, JT)
 Al Smith, MLB (First Team, AP, FD, Second Team, NEA, CP, FO, Honorable Mention, JT)
 Lorenzo White, RB (Honorable Mention, AP, JT)
1993 Ray Childress, DT (First Team, FO, Second Team, AP, CP, FD, Honorable Mention, JT)
 Al Del Greco, K (Second Team, FD, Honorable Mention, AP)
 Cris Dishman, CB (Honorable Mention, AP, JT)
 Sean Jones, DE (Honorable Mention, AP, JT)
 Bruce Matthews, C (First Team, WA, SN, CP, FD, FI, Second Team, AP)
 Greg Montgomery, P (First Team, AP, WA, SN, CP, FD, FI, Honorable Mention, JT)
 Warren Moon, QB (Honorable Mention, AP, JT)
 Mike Munchak, G (First Team, FD, FI, Second Team, AP, CP)
 Bo Orlando, S (Honorable Mention, AP)
 Marcus Robertson, S (First Team, AP, SN, JT, Second Team, CP)
 Webster Slaughter, WR (Honorable Mention, AP)
 Al Smith, MLB (Honorable Mention, AP)
1994 Rich Camarillo, P (Honorable Mention, AP)
 Bruce Matthews, C (Honorable Mention, AP)
1995 Michael Barrow, MLB (First Team, DZ)

ALL-TIME ALL-PRO SELECTIONS

- Blaine Bishop, S (First Team, DZ, Second Team, FD, Honorable Mention, AP)
 Darryll Lewis, CB (First Team, FD, TJ, Honorable Mention, AP)
 Bruce Matthews, G (Second Team, BM, Honorable Mention, AP)
 Mark Stepnoski, C (Honorable Mention, AP)
- 1996** Blaine Bishop, S (Honorable Mention, AP)
 Al Del Greco, K (Honorable Mention, AP)
 Cris Dishman, CB (Honorable Mention, AP)
 Mel Gray, KR (Honorable Mention, AP)
 Bruce Matthews, G, (First Team, DB, Second Team, AP, FD)
 John Henry Mills, ST (Second Team, FI)
 Mark Stepnoski, C (Second Team, AP, FD)
- 1997** Blaine Bishop, S (Honorable Mention, AP)
 Brad Hopkins, T (First Team, DZ, Honorable Mention, AP)
 Bruce Matthews, G (Honorable Mention, AP)
 Marcus Robertson, S (First Team, DZ, Honorable Mention, AP)
- 1998** Craig Hentrich, P (First Team, AP, WA, CP, SN, FD, USA)
 Bruce Matthews, G (First Team, AP, WA, SN, USA, Second Team, FD)
 Frank Wycheck, TE (First Team, DZ, Second Team, CP, FD)
- 1999** Eddie George, RB (Second Team, AP, CP, FD)
 Jevon Kearse, DE (First Team, AP, DZ, CP, SN, FD, FW, WA)
 Bruce Matthews, G (First Team, AP, FD, FW, WA)
 Jon Runyan, T (Second Team, AP, FD)
- 2000** Blaine Bishop, S (First Team, FD, Second Team, AP)
 Keith Bulluck, ST (Second Team, FD)
 Eddie George, RB (First Team, AP, CP, FD, FW, WA)
 Jevon Kearse, DE (First Team, FO)
 Derrick Mason, KR (First Team, AP, CP, DZ, FO, FW, SN, WA, Second Team, FD)
 Bruce Matthews, G (First Team, AP, FW, SN, FD, WA)
 Samari Rolle, CB (First Team, AP, CP, FD, FW, SN, WA)
- 2001** Frank Wycheck, TE (Second Team, AP)
- 2002** Keith Bulluck, LB (Second Team, AP)
- 2003** Keith Bulluck, LB (First Team, AP, DZ, FW, WA, PK)
 Steve McNair, QB (Second Team, AP, FD, First Team, DZ)
 Craig Hentrich, P (First Team, PD)
- 2004** Keith Bulluck, LB (First Team, DZ)
- 2007** Albert Haynesworth, DT (First Team, AP, DZ, FW, WA)
 Rob Bironas, K (First Team, AP, SN, SI)
- 2008** Albert Haynesworth, DT (First Team, AP, SN, SI, NBC, DMN)
 Cortland Finnegan, CB (First Team, AP, SN, SI, NBC, DMN)
 Kevin Mawae, C (First Team, AP, NBC)
 Michael Roos, OT (First Team, AP, SN, SI, DMN)
 David Stewart, OT (Second Team, AP)
- 2009** Tony Brown, DT (SI)
 Chris Johnson, RB (First Team, AP, SN, SI, FW/WA)
 Michael Roos, OT (First Team, DMN, Second Team, AP)
- 2010** Michael Griffin, S (Second Team, AP)
- 2011** Michael Roos, OT (First Team, SN)
- 2013** Jurrell Casey, DT (Second Team, AP)
 Alterraun Verner, CB (First Team, SI, Second Team, AP)
- 2016** Jack Conklin, T (First Team, AP)
- 1970** Elvin Bethea, DE (Honorable Mention, UPI)
 Glen Ray Hines, T (Honorable Mention, UPI)
 Ken Houston, S (First Team, FW, Second Team, UPI)
 Jerry LeVias, WR (Honorable Mention, UPI)
 Zeke Moore, CB (Honorable Mention, UPI)
 Ron Pritchard, OLB (Second Team, UPI)
 Alvin Reed, TE (First Team, UPI, FW)
 Walter Suggs, T (Honorable Mention, UPI)
- 1971** Elvin Bethea, DE (First Team, FW, Second Team, UPI)
 Ken Houston, S (First Team, UPI, SN, FW)
 Ron Pritchard, OLB (Second Team, UPI)
- 1972** Elvin Bethea, DE (First Team, SN, Second Team, UPI)
 Ken Houston, S (Second Team, UPI)
 Guy Murdock, C (All-Rookie)
 Mike Tilleman, DT (Honorable Mention, UPI)
- 1973** Gregg Bingham, LB (All-Rookie)
- Elvin Bethea, DE (Second Team, UPI)
 John Matuszak, DT (All-Rookie)
- 1974** Elvin Bethea, DE (First Team, FW, TP, Second Team, UPI)
 Gregg Bingham, MLB (Honorable Mention, UPI)
 Ken Burrough, WR (Honorable Mention, UPI)
- 1975** Elvin Bethea, DE (First Team, NY)
 Robert Brazile, OLB (Second Team, UPI, All-Rookie)
 Curley Culp, DT (First Team, AP, UPI, SN, FW, NY, TP)
 Billy Johnson, KR (First Team, FW, TP)
- 1976** Elvin Bethea, DE (Honorable Mention, UPI)
 Robert Brazile, OLB (First Team, UPI, SN, FW, NY, TP, PB)
 Curley Culp, DT (First Team, SN, FW, TP, PB, Second Team, UPI)
- 1977** Elvin Bethea, DE (Honorable Mention, UPI)
 Robert Brazile, OLB (Second Team, UPI)
 Ken Burrough, WR (Second Team, UPI)
 Rob Carpenter, RB (All-Rookie)
 Curley Culp, DT (First Team, FW, Honorable Mention, UPI)
 Bill Currier, DB (All-Rookie)
 Billy Johnson, KR (First Team, FW, NY)
 George Reihner, G (All-Rookie)
- 1978** Elvin Bethea, DE (First Team, UPI, FW, NY, FX)
 Robert Brazile, OLB (First Team, UPI, SN, FW, FX, TP)
 Earl Campbell, RB (First Team, UPI, SN, FW, NY, FX, TP, All-Rookie)
 Curley Culp, DT (Second Team, UPI)
 Greg Sampson, T (Second Team, UPI)
- 1979** Jesse Baker, DE (All-Rookie)
 Robert Brazile, OLB (First, UPI, SN, FW)
 Earl Campbell, RB (First Team, UPI, SN, FW, NY, FX, TP)
 Curley Culp, DT (Second Team, UPI)
 Toni Fritsch, PK (First Team, UPI, SN, FW, NY, FX, TP)
 Leon Gray, T (First Team, UPI, SN, FW)
 Carl Mauck, C (Second Team, UPI)
 Vernon Perry, S (All-Rookie)
 Mike Reinfeldt, S (First Team, UPI, SN, FW, NY, FX, TP)
- 1980** Gregg Bingham, ILB (First Team, FX)
 Robert Brazile, OLB (First Team, UPI, FW, NY, FX, TP, PB)
 Earl Campbell, RB (First Team, UPI, FW, NY, FX, TP, PB)
 Leon Gray, T (First Team, UPI, FW, TP)
 Carl Mauck, C (First Team, FX, Honorable Mention, UPI)
 Vernon Perry, S (Second Team, UPI)
 Mike Reinfeldt, S (Second Team, UPI)
 Carl Roaches, KR (All-Rookie)
 Greg Stemrick, CB (Second Team, UPI)
- 1981** Robert Brazile, OLB (First Team, TP, Second Team, UPI)
 Earl Campbell, RB (First Team, FX, NY, Second Team, UPI)
 Leon Gray, T (Second Team, UPI)
 Vernon Perry, S (First Team, FX)
 Carl Roaches, KR (First Team, FW, TP)
- 1982** Robert Brazile, OLB (First Team, UPI)
- 1983** Steve Brown, CB (All-Rookie)
 Bruce Matthews, T (All-Rookie)
 Harvey Salem, T (All-Rookie)
 Tim Smith, WR (First Team, FW)
 Brian Sochia, DT (All-Rookie)
- 1984** Warren Moon (All-Rookie)
 Mike Munchak, G (First Team, FW, Second Team, UPI)
 Dean Steinkuhler, T (All-Rookie)
- 1985** Ray Childress, DE (All-Rookie, WA)
 Mike Munchak, G (First Team, FN, Second Team, FN, UPI)
- 1986** Ray Childress, DE (First Team, FN)
 Ernest Givins, WR (All-Rookie, FW, WA)
- 1987** Keith Bostic, S (First Team, UPI, FW)
 Mike Munchak, G (First Team, UPI, FW, FN)
 Mike Rozier, RB (Second Team, UPI)
- 1988** Ray Childress, DE (First Team, UPI, FW)
 Drew Hill, WR (Second Team, UPI)
 Bruce Matthews, G (First Team, UPI, FW, FN)
 Warren Moon, QB (Second Team, UPI)
 Mike Munchak, G (First Team, FW, Second Team, UPI)
 Eugene Seale, ST (First Team, FW)
- 1989** Ray Childress, DE (Second Team, UPI)

ALL-AFC

ALL-TIME ALL-PRO SELECTIONS

- John Grimsley, ILB (Second Team, UPI)
 Bruce Matthews, G (First Team, UPI, FW, FN)
 Bubba McDowell, CB (All-Rookie, FW, WA)
 Greg Montgomery, P (First Team, UPI, FW)
 Warren Moon, QB (First Team, UPI, FN)
 Mike Munchak, G (First Team, UPI, FW)
 Tony Zendejas, K (Second Team, UPI)
- 1990** Ray Childress, DT (First Team, FN, Second Team, UPI)
 Ernest Givins, WR (First Team, UPI)
 Drew Hill, WR (First Team, FN, Second Team, UPI)
 Bruce Matthews, G (First Team, UPI, FW, FN)
 Warren Moon, QB (First Team, UPI, FW, FN)
 Mike Munchak, G (First Team, FN, Second Team, UPI)
- 1991** Ray Childress, DT (First Team, UPI, FW)
 Cris Dishman, CB (First Team, UPI, FW, FN)
 John Flannery, G/C (All-Rookie, FW, WA)
 William Fuller, DE (First Team, UPI, FW, FN)
 Haywood Jeffires, WR (First Team, UPI, FW, FN)
 Bruce Matthews, C (First Team, FW)
 Mike Munchak, G (First Team, UPI, FW, FN)
 Al Smith, (First Team, UPI, FW, FN)
- 1992** Ray Childress, DT (First Team, FW)
 Haywood Jeffires, WR (First Team, UPI, FW, FN)
 Bruce Matthews, C (First Team, UPI, FW, FN)
 Greg Montgomery, P (First Team, UPI)
 Mike Munchak, G (First Team, UPI, FW, FN)
 Eddie Robinson, LB (All-Rookie, FW, WA)
 Al Smith, MLB (First Team, FW, FN)
- 1993** Ray Childress, DT (First Team, UPI, FW, FN)
 Brad Hopkins, T (All-Rookie, FW, WA)
 Bruce Matthews, C (First Team, UPI, FW, FN)
 Greg Montgomery, P (First Team, UPI, FW, FN)
 Mike Munchak, G (First Team, UPI, FW, FN)
- 1995** Blaine Bishop, S (First Team, UPI, FW, FN)
 Darryll Lewis, CB (First Team, FN, Second Team, UPI)
 Bruce Matthews, G (First Team, UPI, FW, FN)
 Marcus Robertson, S (First Team, UPI, FW)
 Chris Sanders, WR (All-Rookie, FW, WA)
 Gary Walker, DT (All-Rookie, FW, WA)
- 1996** Blaine Bishop, S (Second Team, UPI)
- Al Del Greco, K (Second Team, UPI)
 Eddie George, RB (Second Team, UPI, All-Rookie, FW, WA)
 Bruce Matthews, G (First Team, UPI, FW, FN)
 John Henry Mills, ST (First Team, FW)
 Mark Stepnoski, C (Second Team, UPI)
- 1997** Kenny Holmes, DE (All-Rookie, FW, WA)
 Bruce Matthews, G (First Team, FW, FN)
- 1998** Craig Hentrich, P (First Team, FW, FN)
 Kevin Long, C (All-Rookie, FW, WA)
 Bruce Matthews, G (First Team, FW, FN)
- 1999** Eddie George, RB (First Team, FW)
 Jevon Kearse, DE (First Team, FW, FN, All-Rookie, FW, WA)
 Bruce Matthews, G (First Team, FW, FN)
 John Thornton, DT (All-Rookie, FW, WA)
- 2000** Blaine Bishop, S (First Team, FN)
 Eddie George, RB (First Team, FN, FW)
 Brad Hopkins, T (First Team, FW)
 Derrick Mason, KR (First Team, FN, FW), PR (First Team, FW)
 Bruce Matthews, G (First Team, FW, FN)
 Samari Rolle, CB (First Team, FW, FN)
- 2002** Jeff Fisher (Coach of the Year, FD)
 Steve McNair, QB (First Team, SI) (3rd in MVP voting, AP)
 Carlos Hall, DE (All-Rookie, FW, WA)
 Keith Bulluck, LB (First Team, FW, FD) (Second Team All-Pro, AP)
 Lance Schulters, S (First Team, FW)
 Kevin Carter, DE (Second Team, FD)
- 2003** Keith Bulluck, LB (First Team, FW)
 Craig Hentrich, P (First Team, FW)
- 2004** Jacob Bell, G (All-Rookie, FW, WA)
- 2005** Pacman Jones, CB/PR/KR (All-Rookie, CP, FW, WA)
- 2006** Vince Young, QB (All-Rookie, PF, WA)
- 2007** Kevin Mawae, C (First Team, PK)
- 2008** Cortland Finnegan, CB (First Team, WA)
 Chris Johnson, RB (First Team, WA, All-Rookie, FW, WA, SN)
 Kevin Mawae, C (First Team, WA)
- 2009** Chris Johnson, RB (First Team, WA)
- 2010** Marc Mariani, PR/KR (All-Rookie, FW, WA, SN)
- 2013** Jurrell Casey, DT (First Team, WA)
- 2016** DeMarco Murray, RB (First Team, WA)



Defensive tackle Jurrell Casey was named All-Pro in 2013.

ALL-TIME HONORS

(Number of individual Pro Bowls selected in parenthesis)

AFL ALL-STARs

1961	Tony Banfield, CB (1) George Blanda, QB (1) Billy Cannon, HB (1) Don Floyd, DE (1) Charlie Hennigan, E (1) Ed Husmann, DT (1) Al Jamison, T (1) Mark Johnston, S (1) Bob McLeod, E (1) Dennit Morris, LB (1) Bob Schmidt, C (1) Charley Tolar, FB (1)
1962	Tony Banfield, CB (2) George Blanda, QB (2) Willard Dewveall, E (1) Don Floyd, DE (2) Fred Glick, S (1) Charlie Hennigan, E (2) Ed Husmann, DT (2) Al Jamison, T (2) Rich Michael, T (1) Jim Norton, S (1) Bob Schmidt, C (2) Bob Talamini, G (1) Charley Tolar, FB (2)
1963	Tony Banfield, CB (3) George Blanda, QB (3) Fred Glick, S (2) Charlie Hennigan, E (3) Ed Husmann, DT (3) Rich Michael, T (2) Jim Norton, S (2) Bob Schmidt, C (3) Bob Talamini, G (2) Sid Blanks, RB (1) Don Floyd, DE (3) Fred Glick, S (3) Charlie Hennigan, E (4) Pete Jaquess, CB (1) Bob Talamini, G (3) Ode Burrell, RB (2) Willie Frazier, TE (1) Charlie Hennigan, E (5) Bob Talamini, G (4)
1964	Charles Frazier, E (1) W.K. Hicks, CB (1) Bob Talamini, G (5)
1967	Woody Campbell, RB (1) Miller Farr, CB (1) Hoyle Granger, RB (1) Pat Holmes, DE (1) Jim Norton, S (3) Walter Suggs, T (1) Bob Talamini, G (6) George Webster, LB (1)
1968	Sonny Bishop, G (1) Garland Boyette, MLB (1) Miller Farr, CB (2) Hoyle Granger, RB (2) Glen Ray Hines, T (1) Pat Holmes, DE (2) Bobby Maples, C (1) Alvin Reed, TE (1) Walter Suggs, T (2) George Webster, LB (2)
1969	Jim Beirne, WR (1) Elvin Bethea, DE (1) Garland Boyette, MLB (2)

Miller Farr, CB (3) Glen Ray Hines, T (2) Ken Houston, S (2) Jerry LeVias, WR (1) Zeke Moore, CB (1) Alvin Reed, TE (2) George Webster, LB (3)
--

AFC PRO BOWL

1970	Ken Houston, S (3) Zeke Moore, CB (2)
1971	Elvin Bethea, DE (2) Ken Houston, S (4)
1972	Elvin Bethea, DE (3) Ken Houston, S (5)
1973	Elvin Bethea, DE (4)
1974	Elvin Bethea, DE (5)
1975	Elvin Bethea, DE (6) Ken Burrough, WR (1) Curley Culp, DT (1) Billy Johnson, KR (1) Dan Pastorini, QB (1)
1976	Robert Brazile, OLB (1) Curley Culp, DT (2)
1977	Robert Brazile, OLB (2) Ken Burrough, WR (2) Curley Culp, DT (3) Billy Johnson, KR (2)
1978	Elvin Bethea, DE (7) Robert Brazile, OLB (3) Earl Campbell, RB (1) Curley Culp, DT (4)
1979	Elvin Bethea, DE (8) Robert Brazile, OLB (4) Earl Campbell, RB (2) Toni Fritsch, K (1) Leon Gray, T (1) Mike Reinfeldt, S (1)
1980	Robert Brazile, OLB (5) Dave Casper, TE (1) Earl Campbell, RB (3) Greg Stemrick, CB (1)
1981	Robert Brazile, OLB (6) Earl Campbell, RB (4) Leon Gray, T (2) Carl Roaches, KR (1)
1982	Robert Brazile, OLB (7)
1983	Earl Campbell, RB (5)
1984	Mike Munchak, G (1)
1985	Mike Munchak, G (2)
1987	Keith Bostic, S (1) Mike Munchak, G (3) Mike Rozier, RB (1)
1988	Keith Bostic, S (2) Ray Childress, DE (1) John Grimsley, ILB (1) Drew Hill, WR (1) Bruce Matthews, G (1) Warren Moon, QB (1) Mike Munchak, G (4) Mike Rozier, RB (2)
1989	Bruce Matthews, G (2) Warren Moon, QB (2) Mike Munchak, G (5)
1990	Ray Childress, DT (2) Ernest Givins, WR (1) Drew Hill, WR (2) Bruce Matthews, G (3) Warren Moon, QB (3) Mike Munchak, G (6)
1991	Ray Childress, DT (3) Cris Dishman, CB (1)

William Fuller, DE (1) Haywood Jeffires, WR (1) Bruce Matthews, C (4) Warren Moon, QB (4) Mike Munchak, G (7) Al Smith, MLB (1)	
1992	Ray Childress, DT (4) Curtis Duncan, WR (1) Ernest Givins, WR (2) Haywood Jeffires, WR (2) Bruce Matthews, C (5) Warren Moon, QB (5) Mike Munchak, G (8) Al Smith, MLB (2) Lorenzo White, RB (1)
1993	Ray Childress, DT (5) Haywood Jeffires, WR (3) Sean Jones, DE (1) Bruce Matthews, C (6) Greg Montgomery, P (1) Warren Moon, QB (6) Mike Munchak, G (9) Webster Slaughter, WR (2,1)
1994	Bruce Matthews, C (7)
1995	Blaine Bishop, S (1) Darryll Lewis, CB (1) Bruce Matthews, C (8) Mark Stepanoski, C (4, 1)
1996	Blaine Bishop, S (2) Bruce Matthews, G (9) John Henry Mills, ST (1) Mark Stepanoski, C (5, 2)
1997	Blaine Bishop, S (3) Eddie George, RB (1) Bruce Matthews, G (10)
1998	Eddie George, RB (2) Craig Hentrich, P (1) Bruce Matthews, G (11) Frank Wycheck, TE (1)
1999	Eddie George, RB (3) Jevon Kearse, DE (1) Frank Wycheck, TE (2) Bruce Matthews, G (12)
2000	Blaine Bishop, S (4) Eddie George, RB (4) Brad Hopkins, T (1) Jevon Kearse, DE (2) Derrick Mason, KR (1) Bruce Matthews, G (13) Steve McNair, QB (1) Samari Rolle, CB (1) Frank Wycheck, TE (3)
2001	Bruce Matthews, G (14) Jevon Kearse, DE (3) Kevin Carter, DE (2, 1)
2002	Steve McNair, QB (2)
2003	Keith Bulluck, LB (1) Brad Hopkins, OT (2) Craig Hentrich, P (2) Derrick Mason, WR (2)
2005	Steve McNair, QB (3) Kyle Vanden Bosch, DE (1)
2006	Vince Young, QB (1)
2007	Rob Bironas, K (1) Albert Haynesworth, DT (1) Kyle Vanden Bosch, DE (2)
2008	Cortland Finnegan, CB (1) Albert Haynesworth, DT (2) Kevin Mawae, C (7, 1) Chris Hope, S (1) Chris Johnson, RB (1) Michael Roos, OT (1)

ALL-TIME HONORS

	Kerry Collins, QB (2, 1)
	Michael Griffin, S (1)
2009	Chris Johnson, RB (2)
	Kevin Mawae, C (8, 2)
	Kyle Vanden Bosch, DE (3)
	Vince Young, QB (2)
2010	Jason Babin, DE (1)
	Michael Griffin, S (2)
	Chris Johnson, RB (3)
	Marc Mariani, KR/PR (1)
2013	Alterraun Verner, CB (1)
2015	Jurrell Casey, DT (1)
	Delanie Walker, TE (1)
2016	DT Jurrell Casey (2)
	T Taylor Lewan (1)
	RB DeMarco Murray (3, 1)
	OLB Brian Orakpo (4, 1)
	TE Delanie Walker (2)

ASSOCIATED PRESS NFL MVP

1979	Earl Campbell, RB
2003	Steve McNair, QB

BERT BELL TROPHY

(NFL Most Valuable Player presented by Philadelphia Maxwell Club)

1979	Earl Campbell, RB
-------------	-------------------

BERT BELL ROOKIE OF YEAR

(NFL Rookie Most Valuable Player presented by Philadelphia Maxwell Club)

1996	Eddie George, RB
-------------	------------------

AFL PLAYER OF YEAR

1961	George Blanda, QB (UPI, SN)
1967	George Blanda, QB (SN)

AFL DEFENSIVE ROOKIE OF YEAR

1967	George Webster, LB (SN)
-------------	-------------------------

NFL PLAYER OF THE YEAR

1978	Earl Campbell, RB (NEA, WA, FD, NY)
1979	Earl Campbell, RB (NEA, WA)
1980	Earl Campbell, RB (NEA, NY, CP)
2003	Steve McNair, QB (DZ)

NFL OFFENSIVE PLAYER OF YEAR

1978	Earl Campbell, RB (AP)
1979	Earl Campbell, RB (AP, FW)
1980	Earl Campbell, RB (AP)
1990	Warren Moon, QB (AP)
2009	Chris Johnson, RB (AP)

NFL DEFENSIVE PLAYER OF YEAR

1975	Curley Culp, DT (NEA)
1979	Jesse Baker, DT (FW)

NFL ROOKIE OF YEAR

1978	Earl Campbell, RB (AP)
1979	Jesse Baker, DT (FW)
1996	Eddie George, RB (SN, FW, SI)
2006	Vince Young, QB (SI, DP)

NFL OFFENSIVE ROOKIE OF YEAR

1978	Earl Campbell, RB (FW)
1996	Eddie George, RB (AP, FW, FD, CP)
2006	Vince Young, QB (AP, PF, WA)

NFL DEFENSIVE ROOKIE OF YEAR

1975	Robert Brazile, LB (AP)
1979	Jesse Baker, DT (FW)
1999	Jevon Kearse, DE (AP, FN, FW, CP, FD)

AFC PLAYER OF YEAR

1978	Earl Campbell, RB (SN, NY)
2000	Eddie George, RB (FN)

AFC OFFENSIVE PLAYER OF YEAR

1978	Earl Campbell, RB (UPI, KC)
1990	Warren Moon, QB (UPI)

AFC DEFENSIVE PLAYER OF YEAR

1975	Robert Brazile, LB (SN)
1979	Jesse Baker, DT (FW)
	Mike Reinfeldt, S (KC)

DIET PEPSI ROOKIE OF YEAR

2006	Vince Young, QB
-------------	-----------------

ED BLOCK COURAGE AWARD

(nominee from each NFL team for courage in battling injuries)

1984	Bob Hamm
1985	Pat Howell
1986	Dean Steinkuhler
1987	Kent Hill
1988	Alonzo Highsmith
1989	Doug Smith
1990	Mike Munchak
1991	Bubba McDowell
1992	Warren Moon
1993	Curtis Duncan
1994	Marcus Robertson
1995	Barron Wortham
1996	Blaine Bishop
1997	Bruce Matthews
1998	Steve Jackson
1999	Steve McNair
2000	Kenny Holmes
2001	Kevin Dyson
2002	Eddie George
2003	Kevin Carter
2004	Keith Bulluck
2005	Tank Williams
2006	Brandon Jones
2007	David Thornton
2008	Chris Hope
2009	Kevin Mawae
2010	Will Witherspoon
2011	Derrick Morgan
2012	Kenny Britt
2013	David Stewart
2014	Michael Griffin
2015	Craig Stevens
2016	Jason McCourty

TITANS MAN OF THE YEAR

(nominee from each NFL team for Walter Payton NFL Man of the Year)

1996	Marcus Robertson
1997	Al Del Greco
1998	Al Del Greco
1999	Chris Sanders
2000	Kenny Holmes
2001	Jason Fisk
2002	Kevin Carter
2003	Kevin Carter
2004	Kevin Carter
2005	Steve McNair
2006	Keith Bulluck

2007	Keith Bulluck
2008	David Thornton
2009	Kyle Vanden Bosch
2010	Cortland Finnegan
2011	Cortland Finnegan
2012	Jared Cook
2013	Delanie Walker
2014	Jason McCourty
2015	Delanie Walker
2016	Jurrell Casey

NFL PLAYER OF WEEK

1984	Larry Moriarty, RB, Week 11 (AFC Offensive)
1985	Steve Brown, CB, Week 1 (AFC Defensive)
	Bo Eason, S, Week 12 (AFC Defensive)
1987	Eugene Seale, LB, Week 4 (AFC Defensive)
1988	Ray Childress, DT, Week 1 (AFC Defensive)
	Allen Pinkett, RB, Week 4 (AFC Offensive)
	Drew Hill, WR, Week 9 (AFC Offensive)
1989	Warren Moon, QB, Week 6 (AFC Offensive)
1990	Warren Moon, QB, Week 6 (AFC Offensive)
	Johnny Meads, LB, Week 7 (AFC Defensive)
	Warren Moon, QB, Week 11 (AFC Offensive)
	Lorenzo White, RB, Week 12 (AFC Offensive)
	Warren Moon, QB, Week 15 (AFC Offensive)
	Cody Carlson, QB, Week 17 (AFC Offensive)
1991	Lamar Lathon, LB, Week 2 (AFC Defensive)
	Ernest Givins, WR, Week 6 (AFC Offensive)
	Haywood Jeffires, WR, Week 7 (AFC Offensive)
	Warren Moon, QB, Week 12 (AFC Offensive)
	Ray Childress, DT, Week 15 (AFC Defensive)
	William Fuller, DE, Week 16 (AFC Defensive)
1992	Cody Carlson, QB, Week 13 (AFC Offensive)
	Lorenzo White, RB, Week 16 (AFC Offensive)
	Ray Childress, DT, Week 17 (AFC Defensive)
1993	Marcus Robertson, S, Week 2 (AFC Defensive)
	Greg Montgomery, P, Week 7 (AFC Special Teams)
	Warren Moon, QB, Week 8 (AFC Offensive)
	Gary Brown, RB, Week 11 (AFC Offensive)
	Marcus Robertson, S, Week 12 (AFC Defensive)
	William Fuller, DE, Week 13 (AFC Defensive)
	Steve Jackson, CB, Week 14 (AFC Defensive)

ALL-TIME HONORS

Gary Brown, RB, Week 16
(AFC Offensive)
Blaine Bishop, S, Week 17
(AFC Defensive)
Ray Childress, DT, Week 18
(AFC Defensive)

1995 **Chris Chandler, QB, Week 4**
(AFC Offensive)
John Henry Mills, LB, Week 4
(AFC Special Teams)
Cris Dishman, CB, Week 9
(AFC Defensive)

1996 **Eddie George, RB, Week 2**
(AFC Offensive)
Mel Gray, KR, Week 6
(AFC Defensive)

1997 **Eddie George, RB, Week 1**
(AFC Offensive)
M. Robertson, FS, Week 14
(AFC Defensive)

1998 **Blaine Bishop, SS, Week 6**
(AFC Defensive)
Mike Archie, RB, Week 7
(AFC Special Teams)
Eddie George, RB, Week 10
(AFC Offensive)
Craig Hentrich, P, Week 10
(AFC Special Teams)

1999 **Al Del Greco, K, Divisional**
(AFC Special Teams)
Steve McNair, QB, Week 8, 16,
AFC Champ.
(AFC Offensive)
Derrick Mason, WR/KR,
Week 12, AFC Champ.
(AFC Special Teams)
Eddie Robinson, LB, Week 14
(AFC Defensive)
Kevin Dyson, Frank Wycheck,
Wild Card
(AFC Special Teams)

2000 **Derrick Mason, KR/PR, Week 4**
(AFC Special Teams)
Randall Godfrey, LB, Week 8, 17
(AFC Defensive)
Samari Rolle, CB, Week 9
(AFC Defensive)
Al Del Greco, K, Week 14
(AFC Special Teams)
Eddie Robinson, LB, Week 14
(AFC Defensive)
Eddie George, RB, Week 16
(AFC Offensive)

2001 **Joe Nedney, K, Week 5**
(AFC Special Teams)
Joe Nedney, K, Week 6
(AFC Special Teams)
Steve McNair, QB, Week 8
(AFC Offensive)
Derrick Mason, WR, Week 10
(AFC Special Teams)
Steve McNair, QB, Week 12
(AFC Offensive)

2002 **Carlos Hall, DE, Week 1**
(AFC Defensive)
Steve McNair, QB, Week 9
(AFC Offensive)
Frank Wycheck, TE, Divisional
(NFL Offensive)

2003 **Craig Hentrich, P, Week 1**
(AFC Special Teams)
Rocky Boiman, LB, Week 4

(AFC Defensive)
Jevon Kearse, DE, Week 7
(AFC Defensive)
Justin McCareins, WR, Week 12
(AFC Special Teams)
Craig Hentrich, P, Week 16
(AFC Special Teams)
Gary Anderson, K, Week 17
(AFC Special Teams)
Gary Anderson, K, Wild Card
(AFC Special Teams)

2004 **Chris Brown, RB, Week 5**
(AFC Offensive)

2005 **Pacman Jones, CB, Week 14**
(AFC Special Teams)

2006 **Vince Young, QB, Week 16**
(AFC Offensive)
Casey Cramer, TE, Week 6
(AFC Special Teams)
Rob Bironas, K, Week 13
(AFC Special Teams)

2007 **Chris Brown, RB, Week 1**
(AFC Offensive)
Keith Bulluck, LB, Week 3
(AFC Defensive)
Kyle Vanden Bosch, DE, Week 16
(AFC Defensive)
Rob Bironas, K, Week 7
(AFC Special Teams)
Rob Bironas, K, Week 17
(AFC Special Teams)

2008 **Cortland Finnegan, Week 1**
(AFC Defensive)
Keith Bulluck, LB, Week 2
(AFC Special Teams)
Craig Hentrich, P, Week 10
(AFC Special Teams)
Chris Hope, S, Week 8
(AFC Defensive)

2009 **Chris Johnson, RB, Week 8**
(AFC Offensive)
Vince Young, QB, Week 12
(AFC Offensive)
Keith Bulluck, LB, Week 14
(AFC Defensive)

2010 **Chris Johnson, RB, Week 5**
(AFC Offensive)
Marc Mariani, KR/PR, Week 11
(AFC Special Teams)

2011 **Marc Mariani, KR/PR, Week 10**
(AFC Special Teams)
Chris Johnson, RB, Week 12
(AFC Offensive)
Colin McCarthy, LB, Week 13
(AFC Defensive)

2012 **Darius Reynaud, KR/PR, Week 3**
(AFC Special Teams)
Chris Johnson, RB, Week 7
(AFC Offensive)
Darius Reynaud, KR/PR, Week 17
(AFC Special Teams)

2013 **Alterraun Verner, CB, Week 4**
(AFC Defensive)

2014 **Jurrell Casey, DT, Week 6**
(AFC Defensive)

2015 **Marcus Mariota, QB, Week 1, 9**
(AFC Offensive)

2016 **Marcus Mariota, QB, Week 10**
(AFC Offensive)
Ryan Succop, K, Week 15
(AFC Special Teams)

**NFL.COM ALL-HEART
PLAYER OF WEEK**

2000 **Eddie George, RB, Week 6**
Bruce Matthews, G, Week 7

NFL PLAYER OF MONTH

1988 **Drew Hill, WR, September**
(AFC Offensive)

1990 **Warren Moon, QB, November**
(AFC Offensive)

1991 **Cris Dishman, CB, October**
(AFC Defensive)

1992 **Lorenzo White, RB, December**
(AFC Offensive)

1993 **Gary Brown, RB, November**
(AFC Offensive)
Al Del Greco, K, November
(AFC Special Teams)
Cris Dishman, CB, December
(AFC Defensive)

1996 **Al Del Greco, K, October**
(AFC Special Teams)

1998 **Craig Hentrich, P, November**
(AFC Special Teams)

1999 **Jevon Kearse, DE, December**
(AFC Defensive)

2000 **Derrick Mason, KR/PR, October**
(AFC Special Teams)

2002 **Steve McNair, QB, December**
(AFC Offensive)

2003 **Steve McNair, QB, October**
(AFC Offensive)

2007 **Rob Bironas, K, October**
(AFC Special Teams)

2008 **Albert Haynesworth, DT, September**
(AFC Defensive)

2009 **Chris Johnson, RB, November**
(AFC Offensive)

2010 **Michael Griffin, S, October**
(AFC Defensive)

2012 **Darius Reynaud, KR/PR, September**
(AFC Special Teams)

2016 **Marcus Mariota, QB, November**
(AFC Offensive)

FEDEX AIR PLAYER OF WEEK

2003 **Steve McNair, QB, Week 6**
2004 **Billy Volek, QB, Week 14**
2015 **Marcus Mariota, QB, Week 9**
2016 **Marcus Mariota, QB, Week 10)**

FEDEX GROUND PLAYER OF WEEK

2004 **Chris Brown, RB, Week 5**
2007 **Chris Brown, RB, Week 1**
2009 **Chris Johnson, RB, Week 8**
Chris Johnson, RB, Week 12
2012 **Chris Johnson, RB, Week 7**
2013 **Chris Johnson, RB, Week 9**
2016 **DeMarco Murray, RB, Week 10**

FEDEX GROUND PLAYER OF YEAR

2009 **Chris Johnson, RB**

NFL ROOKIE OF MONTH

1996 **Eddie George, RB, Sept.**
1999 **Jevon Kearse, DE, Sept., Nov., Dec.**
2008 **Chris Johnson, RB, Sept.**
2015 **Marcus Mariota, QB, Sept.**

ALL-TIME HONORS

PEPSI NFL ROOKIE OF THE WEEK

2006 Vince Young, QB, Week 12
Vince Young, QB, Week 13
Vince Young, QB, Week 14
Vince Young, QB, Week 16

2008 Chris Johnson, RB, Week 7
Chris Johnson, RB, Week 9

2011 Colin McCarthy, LB, Week 13

2015 Marcus Mariota, QB, Week 1

AFC OFFENSIVE ROOKIE OF YEAR

1996 Eddie George, RB (PF, FD, CP)

2006 Vince Young, QB (AP, PF, WA)

AFC DEFENSIVE ROOKIE OF YEAR

1999 Jevon Kearse, DE (AP, PFW, FN, CPFW)

AFL ALL-ROOKIE

1967 George Webster, LB

NFL ALL-ROOKIE

1972 Guy Mardock, C

1973 Gregg Bingham, LB
John Matuszak, DT

1975 Robert Brazile, LB

1977 Rob Carpenter, RB
Bill Currier, DB
George Reihner, G

1978 Earl Campbell, RB

1979 Jesse Baker, DT
Vernon Perry, S

1980 Carl Roaches, KR

1983 Steve Brown, CB
Bruce Matthews, T
Harvey Salem, T
Brian Sochia, DT

1984 Warren Moon, QB
Dean Steinkuhler, T

1985 Ray Childress, DT

1986 Ernest Givins, WR

1989 Bubba McDowell, S

1991 John Flannery, C

1992 Eddie Robinson, LB

1993 Brad Hopkins, T

1995 Chris Sanders, WR
Gary Walker, DT

1996 Eddie George, RB

1997 Kenny Holmes, DE

1998 Kevin Long, C

1999 Jevon Kearse, DE
John Thornton, DT

2002 Carlos Hall, DE

2004 Jacob Bell, G

2005 Pacman Jones, CB/PR/KR

2006 Vince Young, QB

2008 Chris Johnson, RB

2010 Marc Mariani, PR/KR

2014 Taylor Lewan, T

2016 Jack Conklin, T

PRO BOWL PLAYER OF GAME

1976 Billy Johnson, PR

NFL 75th ANNIVERSARY TEAM

Ken Houston, S
Billy Johnson, PR

AFL ALL-TIME TEAM

George Blanda, K (First Team)
Miller Farr, CB (Second Team)
Charlie Hennigan, WR (Second Team)
Bob Talamini, G (Second Team)
George Webster, LB (First Team)

NFL ALL-DECADE TEAM

1970s Robert Brazile, LB (Second Team)
Earl Campbell, RB (Second Team)
Ken Houston, S (First Team)
Billy Johnson, KR (Second Team)

1980s Billy Johnson, PR (First Team)
Mike Munchak, G (Second Team)

1990s Mel Gray, PR & KR (Second Team)
Bruce Matthews, G (First Team)
Mark Stepnoski, C (Second Team)

2000s Kevin Mawae, C (First Team)

PRO FOOTBALL HALL OF FAME ALL-TIME TEAM

Bruce Matthews, G
George Blanda, K

NFL ALUMNI

1999 Jevon Kearse, DE
(Pass Rusher of the Year)

2000 Bruce Matthews, G
(Offensive Lineman of the Year)

TEAM CAPTAINS (SINCE 2007)

2007 Vince Young, QB (offense)
Kevin Mawae, C (offense)
Keith Bulluck, LB (defense)
Kyle Vanden Bosch, DE (defense)
Craig Hentrich, P (special teams)

2008 Vince Young, QB (offense)
Kevin Mawae, C (offense)
Keith Bulluck, LB (defense)
Kyle Vanden Bosch, DE (defense)
Craig Hentrich, P (special teams)

2009 Kerry Collins, QB (offense)

Kyle Vanden Bosch, DE (defense)
Craig Hentrich, P (special teams)
Donnie Nickey, S (special teams)

2010 Vince Young, QB (offense)
Ahmard Hall, FB (offense)
Stephen Tulloch, LB (defense)
Donnie Nickey, S (special teams)

2011 Matt Hasselbeck, QB (offense)
Cortland Finnegan, CB (defense)
Tim Shaw, LB (special teams)

2012 Jake Locker, QB (offense)
Steve Hutchinson, G (offense)
Jason McCourty, CB (defense)
Colin McCarthy, LB (defense)
Tim Shaw, LB (special teams)

2013 Jake Locker, QB (offense)
Michael Roos, T (offense)
Nate Washington, WR (offense)
Jason McCourty, CB (defense)
Bernard Pollard, S (defense)
Patrick Bailey, LB (special teams)

2014 Jake Locker, QB (offense)
Nate Washington, WR (offense)
Jurrell Casey, DT (defense)
Wesley Woodyard, LB (defense)
George Wilson, S (special teams)

2015 Taylor Lewan, T (offense)
Delanie Walker, TE (offense)
Jurrell Casey, DT (defense)
Marcus Mariota, QB (offense)
Dexter McCluster, RB (offense)
Jason McCourty, CB (defense)
Brian Orakpo, OLB (defense)
Wesley Woodyard, LB (special teams)

2016 Marcus Mariota, QB (offense)
Delanie Walker, TE (offense)
Jurrell Casey, DT (defense)
Brian Orakpo, OLB (defense)
Daimion Stafford, S (special teams)
Wesley Woodyard, LB (special teams)

FRANCHISE PRO FOOTBALL HALL OF FAMERS

16



GEORGE BLANDA

QUARTERBACK/KICKER • 6'2" • 215 lbs • COLLEGE: KENTUCKY
 NFL SEASONS: 26 • YEARS WITH OILERS: 7 (1960-66)
 HOMETOWN: YOUNGWOOD, PA. • BORN: SEPT. 27, 1927
 GAMES PLAYED: 340 • HALL OF FAME INDUCTION: 1981



George Blanda, who came out of retirement with the emergence of the American Football League in 1960, was the offensive catalyst for the explosive Oiler squads of the early 1960s. He played quarterback and handled the placekicking chores in Columbia blue for seven of his NFL-record 26 seasons in the league. Blanda was the team's leading passer and scorer in each of those seven seasons and still owns franchise records for most extra points (299), most touchdown passes in a season (36) and most touchdown passes in a game (7). He is also third in points scored with 596. The 36 scoring tosses stood as an NFL record for an astounding 23 years. Blanda's NFL career records included most games

(340), most points (2,002) and most extra points (943). He also passed for 236 touchdowns. Blanda captained the Oilers to two consecutive AFL titles in 1960 and 1961, earning AFL Player of the Year honors in 1961. Blanda's career was divided into three distinct parts, 10 years with the Chicago Bears, seven seasons with the Houston Oilers and nine years with the Oakland Raiders. In 1970, he became the oldest quarterback to play in a title game. He was just a month shy of his 49th birthday when he retired before the 1976 season. Blanda passed away at age 83 on Sept. 27, 2010.



GEORGE BLANDA'S CAREER STATISTICS

Year	Team	GP	PASSING						RUSHING			
			Att	Cmp	Yds	TD	Int	Rating	Att	Yds	Avg	TD
1949-58	Chicago	116	988	445	5,936	48	70	51.3	91	312	3.4	5
1960-66	Houston	98	2,784	1,347	19,149	165	189	73.8	41	28	-0.6	4
1967-75	Oakland	126	235	119	1,835	23	18	69.4	3	4	1.3	0
Totals		340	4,007	1,911	26,920	236	277	60.6	135	344	2.5	9

Year	Team	GP	KICKING				
			FG	FGA	Pct.	PATs	Pts
1949-58	Chicago	116	82	201	40.8	247	541
1960-66	Houston	98	91	187	48.6	301	598
1967-75	Oakland	126	162	249	65.1	395	863
Totals		340	335	637	52.6	943	2,002

FRANCHISE PRO FOOTBALL HALL OF FAMERS

29



KEN HOUSTON

SAFETY • 6'3" • 197 lbs • **COLLEGE:** PRAIRIE VIEW A&M
NFL SEASONS: 14 • **YEARS WITH OILERS:** 6 (1967-72)
HOMETOWN: LUFKIN, TEXAS • **BORN:** NOV. 12, 1944
GAMES PLAYED: 196 • **HALL OF FAME INDUCTION:** 1986



Considered one of the best safeties in football history, Ken Houston picked off 49 passes (898 yards), recovered 21 fumbles and scored 12 touchdowns over his 14-season NFL career, earning Pro Bowl honors 12 consecutive times (1968-69 AFL, 1970-79 NFL). Houston returned an NFL-record nine interceptions for a touchdown in his six seasons as an Oiler. Four of those scores came in 1971, tying an NFL record. He returned two in one game against San Diego in the 1971 season finale, which also ties an NFL mark. His other three touchdowns came on a punt return, a fumble return and a blocked field goal return. Houston also holds the Oilers record for most career interception return yards with 650. With a long, fluid stride, Houston had excellent speed and quickness. His 6-3, 197-pound frame made him an ideal pass defender. Yet his lean, muscular body helped him to become a punishing tackler. Originally a ninth-round draft choice out of

Prairie View A&M, Houston earned a starter's role by the third game of his rookie season. Two weeks later in a game against the New York Jets, he scored two touchdowns, one on a 71-yard blocked field goal attempt, and the other on a 43-yard interception return. After excelling for six years with the Oilers, Ken was traded to the Redskins for five veteran players in 1973. The Redskins once referred to Houston as "pro football's most underrated superstar," but his capabilities were widely recognized. He won all-league acclaim with the Oilers in 1969 and 1971, and then was either All-Pro or All-NFC with the Redskins every year from 1973 to 1979. He was selected for either the AFL All-Star game or the AFC-NFC Pro Bowl 12 straight seasons from 1968 through 1979. He played in 183 consecutive games before suffering a broken arm against the New York Giants Nov. 25, 1979.



KEN HOUSTON'S CAREER STATISTICS

Year	Team	G	Int	Yds	Avg	TD	FR	TD
1967-72	Houston	84	25	650	26.0	9	11	1
1973-80	Washington	112	24	248	10.3	0	10	0
Totals		196	49	898	18.3	9	21	1

Additional Career Statistics: Punt Returns: 51 returns for 333 yards, 1 TD; Kickoff Returns: 3 returns for 80 yards

FRANCHISE PRO FOOTBALL HALL OF FAMERS

34



EARL CAMPBELL

RUNNING BACK • 5'11" • 232 lbs • COLLEGE: TEXAS
 NFL SEASONS: 8 • YEARS WITH OILERS: 7 (1978-84)
 HOMETOWN: TYLER, TEXAS • BORN: MARCH 29, 1955
 GAMES PLAYED: 115 • HALL OF FAME INDUCTION: 1991



Earl Campbell, a 5-11, 232-pound ball-carrying dynamo from the University of Texas, joined the Houston Oilers as the first player taken in the 1978 National Football League Draft. The first player to earn All-Southwest Conference honors four years, Campbell was a consensus All-America and the Heisman Trophy winner in 1977. Campbell took the NFL by storm from the outset. In 1978, he was named the NFL's Most Valuable Player, All-Pro, and Rookie of the Year. He won the league rushing championship with a club-record 1,450 yards and was named to the AFC Pro Bowl squad. It was more of the same the next two years with NFL rushing titles, MVP honors, and consensus All-Pro acclaim each season. He followed his rookie campaign with 1,697 yards in 1979, but his finest year came in 1980 when he rushed for 1,934 yards, which at the time was second only to O. J. Simpson's 2,003 yards gained in 1973. That year, Campbell gained over 200 yards in four games. In 1981, he won his fourth straight AFC rushing title with 1,376 yards. A sensational runner, Campbell was picked for the Pro Bowl five of his first six NFL seasons (1978-81, 1983). In his eight-year career, which finished in New Orleans, Campbell rushed 2,187 times

for 9,407 yards, and 74 touchdowns, retiring as the NFL's seventh all-time leading rusher. He also gained 806 yards on 121 receptions to bring his career combined net yards total to 10,213. He set Oilers records for most career yards (8,574), most career attempts (1,979), most touchdown runs (73) and most consecutive games with a rushing touchdown (5). His most famous performance came in a Monday night game against Miami in his rookie season. That night, he rushed for 199 yards and four touchdowns to lead the Oilers to a spectacular 35-30 victory. In spite of the constant pounding he took from opposing defenders, Earl missed only six games out of 115 because of injuries. Midway into his seventh season, he was traded by the Oilers to the New Orleans Saints for a first-round draft pick. He played a season and a half with the Saints before retiring after the 1985 campaign. Campbell is one of just four people officially designated a Texas Legend by the Texas State Legislature. The others are Davy Crockett, Sam Houston and Stephen F. Austin. Campbell was the only designee of the 20th century.



EARL CAMPBELL'S CAREER STATISTICS

Years	Team	G	RUSHING				RECEIVING				
			Att	Yds	Avg	TD	Rec	Yds	Avg	Lg	TD
1978-84	Houston	91	1,979	8,574	4.3	73	115	718	6.2	66	0
1984-85	New Orleans	24	208	833	4.0	1	6	88	14.7	39	0
Totals		115	2,187	9,407	4.3	74	121	806	6.7	66	0

Additional Career Statistics: Passing: 1 for 3 for 57 yards, 1 TD, 1 Int

FRANCHISE PRO FOOTBALL HALL OF FAMERS

18


**CHARLIE JOINER**

WIDE RECEIVER • 5'11" • 188 lbs • COLLEGE: GRAMBLING
 NFL SEASONS: 18 • YEARS WITH OILERS: 4 (1969-72)
 HOMETOWN: MANY, LA. • BORN: OCT. 14, 1947
 GAMES PLAYED: 239 • HALL OF FAME INDUCTION: 1996



Charlie Joiner played 18 seasons in the NFL, including his first four with the Houston Oilers. One of the league's most prolific receivers, he amassed 750 career receptions for 12,146 yards and 65 touchdowns, ranking as the league's leading receiver of all-time when he retired at the age of 39 in 1986. His 18 seasons played were longer than any other wide receiver in history at the time of his retirement. The Oilers originally targeted Joiner for the defensive backfield when they picked the 5-11, 180-pounder from Grambling in the fourth round of the 1969 AFL-NFL Draft. Joiner played briefly on defense and the kickoff return team but soon became established as a premier pass catcher. Joiner caught 82 of his 750 career passes as an Oiler, totaling 1,480 yards and 12 touchdowns. He paced the squad with 681 yards and seven touchdown grabs in 1971. In his fourth season in 1972, Houston sent him to the Cincinnati Bengals in a four-player swap. Four years later in 1976, he was traded to San Diego. With the Chargers, Joiner blossomed into super-stardom. He and quarterback Dan Fouts

formed a lethal pass-catch team that accounted for the preponderance of his 586 receptions as a Charger. During his 11 years in San Diego, Joiner caught 50 or more passes seven times and had 70 or more receptions three seasons. Injuries cut into his playing time at the beginning, but in a 193-game span over his final 13 seasons, Joiner missed only one game. He was an All-NFL pick in 1980 and a Pro Bowl choice three times. In the 1980 AFC title game, he led the Chargers with six receptions for 130 yards and two touchdowns. Blessed with excellent speed and tantalizing moves, Joiner averaged 16.2 yards per catch and accounted for 12,146 yards and 65 touchdowns. When he was inducted into the Pro Football Hall of Fame in 1996, Joiner ranked fifth in receptions and sixth in receiving yardage on the NFL's all-time list. Joiner was once described by San Francisco 49ers coaching great Bill Walsh as "the most intelligent, the smartest, the most calculating receiver the game has ever known."

**CHARLIE JOINER'S CAREER STATISTICS**

Years	Team	RECEIVING				
		G	Rec	Yds	Avg	TD
1969-72	Houston	48	106	1,919	18.1	14
1972-75	Cincinnati	39	82	1,463	17.8	6
1976-86	San Diego	152	562	8,764	15.6	45
Totals		239	750	12,146	16.2	65

Additional Career Statistics: Passing: 0-1; Rushing: 8 rushes for 22 yards; Kickoff Returns: 10 returns for 94 yards

FRANCHISE PRO FOOTBALL HALL OF FAMERS

63



MIKE MUNCHAK

GUARD • 6'3" • 281 lbs • COLLEGE: PENN STATE
 NFL SEASONS: 12 • YEARS WITH OILERS: 12 (1982-93)
 HOMETOWN: SCRANTON, PA. • BORN: MARCH 5, 1960
 GAMES PLAYED: 159 • HALL OF FAME INDUCTION: 2001



Mike Munchak was the eighth player overall and the first offensive lineman chosen in the 1982 National Football League draft. Selected by the Oilers, the former Penn State standout was an immediate success with the Houston club, earning the starting left guard spot in his first training camp. The 6-3, 281-pound lineman wasted little time establishing himself as one of the premier guards in the NFL. In 1984, in just his third year in the league, he was named to the first of seven All-AFC teams. That same year he received the first of nine Pro Bowl invitations. Not coincidentally, the Oilers' on-the-field successes increased as Munchak's development and experience increased. From their dismal 1-8 record in the strike-shortened 1982 season, the Oilers improved nearly every year that Munchak played. Along the way, the team advanced to the playoffs seven consecutive years (1987-1993) and captured the 1991 and 1993 AFC Central Divisional crowns. Munchak was a devastating blocker and considered the key to an offensive line that kept the Oilers at or near the top of the NFL's offensive statistical categories. In 1988 he led the Oilers' offensive line that gave

up just 24 quarterback sacks which was third in the NFL. It was also the fewest sacks allowed by the team in 10 seasons. The following season the offensive line held opponents to no sacks in six games. In 1991, the Oilers offensive line finished second in the AFC and fourth in the NFL in the fewest quarterback sacks allowed. Behind the Munchak-led line, Houston led the NFL in total offense in 1990 and passing offense in 1990 and 1991. The Oilers finished second in points scored in 1990 and second in total offense in 1991. Equally effective as a run blocker, Munchak led the Oilers offensive charge in 1993 as the team finished fourth in the NFL in both average gain per rushing play (4.4) and average gain per offensive play (5.3). Although he suffered from chronic knee problems, Munchak played in 159 regular season games. His 12 seasons with the Oilers tied him for second longest in the franchise's history at the time of his retirement. He became the first player inducted into the Hall of Fame who played his entire career with the Oilers. Long-time teammate Bruce Matthews presented Munchak for induction.



MIKE MUNCHAK'S CAREER STATISTICS

Career Games Played/Started (Playoffs): 1982: 4/3, 1983: 16/16, 1984: 16/16, 1985: 16/16, 1986: 6/6, 1987: 12/12 (2/2), 1988: 16/16 (2/2), 1989: 16/16 (1/1), 1990: 16/16 (1/1), 1991: 13/13 (2/2), 1992: 15/14 (1/1), 1993: 13/12 (1/1) **Totals: 159/156 (10/10)**

Additional Statistics: 1 TD (1-yard fumble recovery vs. Cleveland, 9/14/86)

FRANCHISE PRO FOOTBALL HALL OF FAMERS

65

**ELVIN BETHEA**

DEFENSIVE END • 6'2" • 260 lbs • COLLEGE: NORTH CAROLINA A&T
 NFL SEASONS: 16 • YEARS WITH OILERS: 16 (1968-83)
 HOMETOWN: TRENTON, N.J. • BORN: MARCH 1, 1946
 GAMES PLAYED: 210 • HALL OF FAME INDUCTION: 2003



Defensive end Elvin Bethea, an eight-time Pro Bowl selection during his outstanding career with the Houston Oilers, was named to the five-man class of the 2003 Pro Football Hall of Fame that included running back Marcus Allen, guard Joe DeLamielleure, wide receiver James Lofton, and coach Hank Stram. A third-round draft pick in 1968 (77th player overall) Bethea played in 210 games over 16 seasons, never missing a game until breaking his arm on Nov. 13, 1977. He was considered a "steal" in a draft class that produced three future Hall of Fame players in Larry Csonka, Art Shell, and Ron Yary. When he retired, he held three team records relating to career service: most seasons (16), most career regular season games played (210), and most consecutive regular season games played (135). Having led the team in sacks in six seasons, Bethea's unofficial 105-career sack total still ranks first in franchise history, including his team-best 17 sacks in 1973. He recorded four sacks and a fumble recovery in his best single game performance against San Diego in 1976. He played in eight playoff games and posted 691 career tackles. Bethea also played in eight

Pro Bowls (1970, 1972-1976, 1979, 1980) and earned All-Pro second-team honors in 1973, 1975, 1978, and 1979. More than just a pass rusher, Bethea was also effective against the run. Even though 1974 was the first year such statistics were compiled by the Oilers, his 691 career tackles, are still among the best in franchise history, even excluding the first six years of his career. "When people ask me who the best guy I ever played against was I always tell them Elvin Bethea and Lyle Alzado because both of them were complete ballplayers," said Art Shell, Hall of Fame member of the Oakland Raiders. "Elvin was one of the quickest guys I've ever been around. We always had to double-team him. There were times when I was supposed to block him when he would get by me so quick. And then Gene Upshaw was supposed to pick him up and he also got by him so quick that we would get back to the huddle and Upshaw would say, 'Did you see that?' and I'd say, 'Yeah, I saw that. He just beat the heck out of me too!' Elvin was just a great player."

**ELVIN BETHEA'S CAREER STATISTICS**

Years	Team	GP	Tackles	Sacks	FR	Int	Yds	TD
1968-83	Houston	210	691	105	16	0	0	1
Totals		210	691	105	16	0	0	1

Additional Career Statistics: Safeties - 2, Fumble Return for TD - 1

FRANCHISE PRO FOOTBALL HALL OF FAMERS

1

**WARREN MOON**

QUARTERBACK • 6'3" • 212 lbs • COLLEGE: WASHINGTON
 NFL SEASONS: 17 • YEARS WITH OILERS: 10 (1984-93)
 HOMETOWN: LOS ANGELES, CALIF. • BORN: NOVEMBER 18, 1956
 GAMES PLAYED: 208 • HALL OF FAME INDUCTION: 2006



Warren Moon, the fourth leading passer in NFL history, was inducted into the 2006 class of the Pro Football Hall of Fame. Moon played 10 years (1984-93) with the Oilers/Titans organization and holds the franchise records for passing yards (33,685) and touchdowns (196), while leading the Oilers to seven consecutive playoff appearances from 1987-93. During a 17-year NFL career, Moon played for the Houston Oilers, Minnesota Vikings, Seattle Seahawks and Kansas City Chiefs and amassed 49,325 passing yards, 291 touchdowns and 102 wins. He earned nine Pro Bowl invitations (tied for the most by a quarterback with John Elway and Dan Marino), posted nine 3,000 yard seasons, 49 300-yard games and led his team to nine playoff appearances. His eight consecutive playoff berths matched a feat accomplished by Terry Bradshaw and Joe Montana. At the time of his retirement, he held the single-season passing yardage record for three different franchises: Oilers (4,367 in 1991), Vikings (4,364 in 1994) and Seahawks (3,678 in 1997). Moon tallied many accomplishments during his Oiler career. His finest season came in 1990, throwing for 4,689 yards (363 for 584) and 33 touchdowns in only 15 games. He earned AP

NFL Offensive Player of the Year for his efforts and his third of nine Pro Bowl invitations. Against Kansas City in 1990, Moon threw for 527 yards, which ranks as the second highest single-game total in NFL history (Norm Van Brocklin, 554 yards in 1951). In 1991, he surpassed the previous season's yardage total with 4,690 yards and became just the third player (Marino, Fouts) in NFL history to produce consecutive 4,000 yard passing seasons. Moon joined the Oilers and the NFL in 1984, after six seasons in the Canadian Football League, where he led his team to five Grey Cups (League Champions). In the CFL, Moon threw for 21,228 yards and 144 touchdowns. Moon was driven to play in the CFL after drawing little interest from the NFL as a starting quarterback following his senior season at the University of Washington. Moon became the first African-American quarterback to be inducted into the Pro Football Hall of Fame and his legacy as a minority quarterback cannot be underestimated. At the time of his arrival in the NFL only two black quarterbacks had been significant starters for their NFL teams (Shack Harris, Rams; Doug Williams, Tampa Bay).

**WARREN MOON'S CAREER STATISTICS**

Year	Team	G	PASSING						RUSHING			
			Att	Comp	Yds	TD	Int	Rating	Att	Yds	Avg	TD
1978-83	Edmonton	96	2,382	1,369	21,228	144	77	93.8	330	1,700	5.2	16
1984-1993	Houston	141	4,546	2,632	33,685	196	166	80.3	439	1,461	3.3	21
1994-96	Minnesota	39	1,454	882	10,102	58	42	80.0	69	143	2.1	0
1997-98	Seattle	25	786	458	5,310	36	24	80.2	33	50	1.5	1
1999-00	Kansas City	3	37	16	228	1	1	59.8	2	2	1	0
CFL Totals		96	2,382	1,369	21,228	144	77	93.8	330	1,700	5.2	16
NFL Totals		208	6,823	3,988	49,325	291	233	80.9	543	1,736	3.2	22
Career Totals		304	9,205	4,157	70,553	435	310	87.4	873	3,436	4.2	38

FRANCHISE PRO FOOTBALL HALL OF FAMERS

74



BRUCE MATTHEWS

GUARD/TACKLE/CENTER • 6'5" • 305 lbs • COLLEGE: USC
 NFL SEASONS: 19 • YEARS WITH OILERS: 19 (1983-2001)
 HOMETOWN: ARCADIA, CALIF. • BORN: AUGUST 8, 1961
 GAMES PLAYED: 296 • HALL OF FAME INDUCTION: 2007



Arguably one of the best offensive linemen to ever play the game, Bruce Matthews became the first Tennessee Titan to be inducted into the Pro Football Hall of Fame. At the time of his retirement, Matthews played in more NFL games (296) than any non-kicker in the league's history. Longevity and durability were his hallmarks, but that coupled with his unparalleled play, earning a league record 14 consecutive Pro Bowl (9 at guard and 6 at center) selections (tied with Merlin Olsen) and seven times named AP All-Pro, made him one of the all-time greats. He rose to the challenges presented to him in starting at every position on the offensive line during his NFL career (87 C, 99 LG, 67 RG, 22 RT, 17 LT). He becomes the first Hall of Fame offensive lineman to play significant time at all five offensive line positions. A constant for the Oilers/Titans franchise, Matthews started in a team record 229 consecutive games (streak started at Indianapolis, Nov. 29, 1987) and never missed a game because of injury. His 19 seasons also are a team record and he ranks second in NFL history for years with one team behind Jackie Slater, who spent 20 seasons with the Rams. Matthews and G Randall McDaniel (Vikings) were the only two NFL players to play in every game during the decade of the 90's. Matthews was a part of nearly one-half of the franchise's first 42-years of history and helped the team win 146 games, make the playoffs

nine times, earn the only three AFC Central titles in team history, earn an AFC Championship and the franchise's only Super Bowl appearance. He blocked for 15 quarterbacks and 27 running backs, including five different 1,000-yard rushers (Earl Campbell, Mike Rozier, Lorenzo White, Gary Brown and Eddie George). During his career, he played in offenses that produced nine 1,000-yard rushing seasons and eight 3,000-yard passers. Additionally, he played in 42 different stadiums during his NFL career. During his career, Matthews blocked on a line that helped produce 65 100-yard rushing performances and 48 300-yard passing performances. Originally drafted by the Houston Oilers in the first round (ninth overall) of the 1983 NFL Draft, Matthews earned All-America honors at the University of Southern California. Matthews and his brother, Clay, each played 19 NFL seasons and the duo set an NFL record for games played by a pair of brothers with 574 games. Clay Matthews played in 278 games during his NFL career. Matthews had his number 74 jersey retired by the team and was inducted into the organization's Hall of Fame during a December, 2002 ceremony. Matthews joined a 2007 Hall of Fame class that included Dallas Cowboys WR Michael Irvin, Buffalo Bills RB Thurman Thomas, Detroit Lions TE Charlie Sanders, Cleveland Browns G Gene Hickerson, and St. Louis CB Roger Wehrli.



BRUCE MATTHEWS' CAREER STATISTICS

Career Games Played/Started (Playoffs): 1983: 16/15, 1984: 16/16, 1985: 16/16, 1986: 16/16, 1987: 8/5 (2/2), 1988: 16/16 (2/2), 1989: 16/16 (1/1), 1990: 16/16 (1/1), 1991: 16/16 (2/2), 1992: 16/16 (1/1), 1993: 16/16 (1/1), 1994: 16/16, 1995: 16/16, 1996: 16/16, 1997: 16/16, 1998: 16/16, 1999: 16/16 (4/4), 2000: 16/16 (1/1), 2001: 16/16, **Totals: 296/292 (15/15)**

Career Starts Breakdown by Position: 1983, RG 15; 1984, C 9, RG 1, RT 6; 1985, RT 16; 1986, LT 16; 1987, RG 5; 1988, RG 16; 1989, RG 15, C 1; 1990, RG 15, C 1; 1991, C 16; 1992, C 16; 1993, C 16; 1994, C 15, LT 1; 1995, LG 16; 1996, LG 16; 1997, LG 16; 1998, LG 16; 1999, LG 12, C 4; 2000, LG 16; 2001, LG 7, C 9; **Totals: 87 C, 99 LG, 67 RG, 22 RT, 17 LT**

FRANCHISE PRO FOOTBALL HALL OF FAMERS

78



CURLEY CULP

*DEFENSIVE TACKLE • 6'2" • 265 lbs • COLLEGE: ARIZONA STATE
 NFL SEASONS: 14 • YEARS WITH OILERS: 7 (1974-1980)
 HOMETOWN: YUMA, ARIZ. • BORN: MARCH 10, 1946
 GAMES PLAYED: 179 • HALL OF FAME INDUCTION: 2013*



Curley Culp was voted into the Pro Football Hall of Fame in 2013. A six-time Pro Bowl selection, Culp played in 179 games during his NFL career with the Kansas City Chiefs (1968-1974), Houston Oilers (1974-1980) and Detroit Lions (1980-81). He was considered the prototypical nose tackle and helped pioneer the 3-4 defense. Hailing from Arizona State, where he was an All-American in both football and wrestling, Culp was selected in the second round of the 1968 NFL Draft by the Denver Broncos, who intended to use him as an offensive guard. However, his brief stint in Denver ended when he was traded to the Chiefs, who inserted him permanently on the defensive side. In 1969, the Chiefs won Super Bowl IV, and Culp was an instrumental member of one of the league's top defenses. He helped the Chiefs defeat the Oakland Raiders in the AFL Championship Game and the Minnesota Vikings in the Super Bowl. In 1974, during his seventh campaign in Kansas City, Culp was traded to the Oilers along with a first-round draft pick (used to select Robert Brazile) in exchange for John Matuszak. The move paid almost immediate dividends for the Oilers, who previously suffered through 1-13 records in both 1972 and 1973. In 1975, Culp's first full season in Houston, he helped the Oilers to a record of 10-4,

the first winning mark for the club in eight years. With Culp anchoring the defense, the Oilers finished with the AFC's top-ranked run defense (third in the NFL). Individually, Culp produced arguably the finest season of his career, recording 11.5 sacks and earning NFL Defensive Player honors by the Newspaper Enterprise Association. Culp continued as a leader of the Oilers defense that culminated in back-to-back appearances in the AFC championship games in 1978 and 1979. He was named to one AFL All-Star Game and five Pro Bowls during his career. Culp also was picked as a first-team All-Pro in 1975 and a second-team selection in 1971, 1977, 1978, and 1979. He was selected first- or second-team All-AFC five times. "Curley Culp was perhaps the strongest man I ever lined up against," said Raiders Hall of Fame center Jim Otto. Culp used his strong wrestling background to create havoc for opposing guards and centers. He was the 1968 NCAA heavyweight wrestling champion and was named to the U.S. Olympic wrestling team that year. Culp joined a 2013 Hall of Fame class that included offensive linemen Larry Allen and Jonathan Ogden, wide receiver Cris Carter, coach Bill Parcells, linebacker Dave Robinson and defensive lineman Warren Sapp.



CURLEY CULP'S CAREER STATISTICS


Years	Team	GP
1968-74	Kansas City	82
1974-80	Houston	92
1980-81	Detroit	5
Totals		179

RETIRED JERSEY NUMBERS

In the history of the Oilers/Titans franchise, only six players have had the distinction of having their jersey number retired — **Jim Norton** (No. 43), **Elvin Bethea** (No. 65), **Earl Campbell** (No. 34), **Mike Munchak** (No. 63), **Bruce Matthews** (No. 74), and **Warren Moon** (No. 1).



Jim Norton played nine seasons for the Oilers (1960-68) as a safety and as a punter, establishing team records at both positions. As a rookie from the University of Idaho, Norton was a member of the Oilers' 1960 AFL Championship team. A four-time league all-star, he holds the club record for most interceptions in a career with 45. Also an accomplished punter, Norton was tops in club history with 519 career punts for a 42.3-yard career average and a long kick of 79 yards (11/22/64 vs. Kansas City).



Mike Munchak joined the Oilers as a first-round draft pick in 1982 out of Penn State. He was the first offensive lineman selected in the draft and the eighth overall selection. Munchak won the starting left guard position as a rookie and went on to play in 12 campaigns (1982-93) and 159 games (156 starts) for the Oilers. He is tied for third on the team's all-time list for seasons played and ranks fifth in games played. Munchak became a fixture on an offensive line that helped the Oilers to seven consecutive playoff appearances (1987-93). One of the premier guards in the National Football League, Munchak was selected to NFL's "Team of the Decade" for the 1980s and was chosen in 1989 to Oilers' 30th Anniversary "Dream Team." He ranks second in club annals with nine Pro Bowl selections, seven as a starter. Munchak announced his retirement on July 21, 1994, and on the same day, K.S. "Bud" Adams, Jr., announced that jersey No. 63 would be retired on "Mike Munchak Appreciation Day" on Nov. 6, 1994.



Elvin Bethea joined the Oilers in 1968 after an outstanding career at North Carolina A&T. He started at defensive end in the 1968 season opener and didn't miss a game until breaking his arm in November 1977. That streak of 135 consecutive games played stands third in team history. An eight-time Pro Bowler (1970, 1972-76, 1978-80), Bethea ranks second for most seasons played (16, 1968-83), while his 210 games played (1968-83) also stands second behind Bruce Matthews. Bethea led the team

in sacks six times, including a career-best mark of 17 in 1973. The Oilers honored him with an "Elvin Bethea Appreciation Night" on Aug. 4, 1983. He became the sixth player in franchise history to be inducted into the Pro Football Hall of Fame on Aug. 3, 2003.



Bruce Matthews played in more games (296) than any non-kicker in NFL history. Longevity and durability were his hallmark. And that, coupled with his unparalleled play, in which he tied a league record with 14 Pro Bowl selections (tied with Merlin Olsen) and earned All-Pro honors six times, made him one of the all-time greats. He rose to the challenges presented to him in playing every position on the offensive line during his NFL career (87 at center, 99 at left guard, 67 at right guard, 22 at right tackle,

and 17 at left tackle). His number was retired during a halftime ceremony in Nashville on Dec. 8, 2002.



Earl Campbell, the franchise's second leading rusher and a member of the Pro Football Hall of Fame, was honored by having his number retired at ceremonies on Aug. 13, 1987. He set a single-season club record with a league-leading 1,450 yards his rookie season. Campbell followed that performance with 1,697 yards in 1979 and an astounding 1,934 yards in 1980. Both those totals led the NFL and the latter was second only to O.J. Simpson's 2,003 yards in 1973. Campbell was selected to five Pro Bowls

(1978-81, 1983) and retired as the NFL's seventh all-time leading rusher (9,407). He ranks second in franchise history in career rushing yards (8,574) and attempts (1,979), first in touchdown runs (73) and first in most consecutive games with a rushing touchdown (5).



Warren Moon, the fourth leading passer in NFL history, played 10 years (1984-93) with the organization and holds the franchise records for passing yards (33,685) and touchdowns (196), while leading the Oilers to seven consecutive playoff appearances from 1987-93. Moon's finest season came in 1990, throwing for 4,689 yards (363-for-584) and 33 touchdowns in only 15 games and becoming the third player in NFL history to produce consecutive 4,000-yard passing seasons. He earned AP NFL Offensive

Player of the Year for his efforts and his third Pro Bowl berth. His jersey was retired in a halftime ceremony in Nashville on Oct. 1, 2006.

TITANS/OILERS HALL OF FAME

In recognition of the 40th season of the Houston Oilers/Tennessee Titans organization in 1999, the team's late owner K.S. "Bud" Adams, Jr. created an official team Hall of Fame, featuring players and staff from the past, while creating a special place for Titans stars of the future to be recognized. To date, 13 individuals have been named to the franchise's Hall of Fame:


NAME	POSITION	YEARS WITH FRANCHISE	INDUCTED
K.S. "Bud" Adams, Jr.	Team Owner/Founder	1959-2013	Sept. 7, 2008
Elvin Bethea	Defensive End	1968-83	Dec. 9, 1999
George Blanda	Quarterback/Kicker	1960-66	Dec. 9, 1999
Earl Campbell	Running Back	1978-84	Dec. 9, 1999
Eddie George	Running Back	1996-2003	Oct. 27, 2008
Mike Holovak	General Manager	1981-99	Dec. 9, 1999
Ken Houston	Safety	1967-72	Dec. 9, 1999
Bruce Matthews	Offensive Lineman	1983-2002	Dec. 8, 2002
Steve McNair	Quarterback	1995-2005	Oct. 27, 2008
Warren Moon	Quarterback	1984-93	Oct. 1, 2006
Mike Munchak	Guard	1982-93	Dec. 9, 1999
Jim Norton	Safety/Punter	1960-68	Dec. 9, 1999
Frank Wycheck	Tight End	1995-2003	Oct. 27, 2008

OILERS LOGO HISTORY

The original Oilers helmet, circa 1960, was blue with a white stripe down the middle. The oil derrick logo was also white. Although the derrick itself remained, many subtle changes were made to the helmets over the years. In 1964, two red stripes were added to the white striping on top of the helmet. Two years later, the helmet color was changed to silver with red and blue striping. The derrick, meanwhile, was changed to blue with a red outline and white background. In 1972, the helmet color was switched back to blue with red and white striping, while the derrick was changed to white with a red outline. Three years later, the helmet color was changed to its familiar white with red and blue striping. The derrick was then switched to blue with a red outline. The helmets boasted a gray facemask. In 1981, the facemask was switched to red. In 1997, the Oilers added the Tennessee logo to the back of their helmet upon their relocation to Nashville. In 1999, the franchise unveiled a new logo as the team was renamed the Tennessee Titans.



The original Houston Oilers helmet from 1960-65 was blue with a white stripe down the middle.



HELMET HISTORY



1960-1965, 1994 Throw-back Games
(Red stripe added in 1964)



1966-1970



1971

(Additional silver stripe was used for some games; gap between the blue and red stripe pictured)



1972-1974



1975-1980




1981-1998



1999-Present


STADIUM HISTORY

JEPPESEN STADIUM — Houston



Years Played 1960-64
Record 26-11
First Game 9/18/60 — Oilers 38, Los Angeles Chargers 28 (20,156)
Last Game 12/20/64 — Oilers 34, Denver 15 (15,839)
Highlights: Oilers capture inaugural AFL Championship with a 24-16 win over the San Diego Chargers at Jeppesen Stadium (1/1/61)...Oilers defend that title the following year with a 10-3 win at San Diego...Jeppesen record crowd of 37,981 watches Dallas nip Oilers 20-17 in overtime in the 1962 AFL Championship Game (12/23/62).

RICE STADIUM — Houston



Years Played 1965-67
Record 11-10
First Game 9/12/65 — Oilers 27, New York Jets 21 (52,680)
Last Game 12/16/67 — Oilers 24, San Diego 17 (19,870)
Highlights: Oilers wallopp Denver 45-7 (9/3/66), setting an AFL record by not allowing a Broncos first down...after four straight losing seasons, Oilers clinch Eastern Division title with 24-17 win over Chargers (12/17/67)...in 1967, Oilers become first team to go from last in the division to first in one season.

ASTRODOME — Houston



Years Played 1968-96
Record 116-105-2
First Game 9/9/68 — Kansas City 26, Oilers 21 (45,083)
Last Game 12/15/96 — Cincinnati 21, Oilers 13 (15,131)
Highlights: AstroDome was the first domed stadium in the NFL...Oilers 3-2 in playoff games at AstroDome...Oilers appeared in 16 "Monday Night Football" telecasts, going 10-6...in 1980 season finale against Minnesota (12/21/80), Earl Campbell sets NFL record with his fourth 200-yard rushing game of the season...Campbell finishes with 1,934 yards, then the second-highest total in league history...Oilers set team record for points in a game with 58-14 drubbing of Cleveland (12/9/90)...Oilers beat Steelers 31-6 to win first-ever undisputed AFC Central Division title (12/8/91)...Oilers win club-record 11th consecutive game with 24-0 win over the New York Jets (1/2/94)...three former Oilers — Elvin Bethea (No. 65), Campbell (No. 34) and Mike Munchak (No. 63) — have their numbers retired.

LIBERTY BOWL — Memphis



Year Played 1997
Record 6-2
First Game 8/31/97 — Oilers 24, Oakland 21, OT (30,171)
Last Game 12/21/97 — Oilers 16, Pittsburgh 6 (50,677)
Highlights: The Oilers played their first season in Tennessee at the Liberty Bowl in Memphis...Eddie George ties a franchise record with 216 yards rushing as the Tennessee Oilers win their inaugural game in Tennessee, a 24-21 overtime win over Oakland in Memphis...Oilers close out season with 16-6 win over division-winner Pittsburgh.

DUDLEY FIELD (VANDERBILT STADIUM) — Nashville



Year Played.....1998
Record.....3-5
First Game.....9/13/98 — San Diego 13, Oilers 7 (41,089)
Last Game.....12/26/98 — Minnesota 26, Oilers 16 (41,121)
Highlights: Frank Wycheck catches pass from Steve McNair to score club's first touchdown in Nashville (9/13)...Oilers pummel Cincinnati 44-14 for first win in Nashville (10/18)...Al Del Greco kicks game-winning field goal to secure season sweep of Pittsburgh (11/15).

NISSAN STADIUM — Nashville



Years Played 1999-Present
Record 79-65 (regular season) 2-2 (playoffs)
First Game 9/12/99 — Tennessee 36, Cincinnati 35 (65,272)
Highlights: At Nissan Stadium, the Tennessee Titans have recorded a 76-64 home record (combined regular season and playoffs), including an undefeated 9-0 home mark in 1999. Adelphia Coliseum, as the stadium was first named, opened its doors in the national spotlight with a preseason victory over the Atlanta Falcons on Aug. 27, 1999. Tennessee opened the regular season with a come-from-behind 36-35 victory over Cincinnati. But the most memorable victory of the season came in a 22-16 Wild Card victory over Buffalo on Jan. 8, 2000. In that game, Kevin Dyson fielded a lateral pass from Frank Wycheck with 16 seconds left and raced 75 yards down the sideline for the winning score. That play, which propelled Tennessee into an AFC Divisional showdown at Indianapolis the following week, was immediately dubbed "The Music City Miracle" and will go down as one of the most memorable moments in NFL history. The Titans won 12 consecutive games to open their new stadium, breaking the NFL record. The Coliseum's name was changed to LP Field in 2006. On June 25, 2015, Nissan and the Titans announced a 20-year stadium naming rights agreement.

HISTORICAL HIGHLIGHTS

Click [HERE](http://www.titansonline.com) for 1959-94 highlights at www.titansonline.com.

1995

January 5 – Oilers announce that Jeff Fisher will remain as head coach, officially becoming the 15th head coach in franchise history.

January 17 – As his first hire, Fisher brings in Jerry Rhome under the title of Offensive Coordinator.

March 3 – The Oilers jump into the free-agent pool and sign the NFL's all-time leading kickoff returner, Mel Gray. Gray joins the Oilers after successful stints with the Detroit Lions and New Orleans Saints.

March 7 – The team announces five-year contract with KHTV/Channel 39 to broadcast Oilers' preseason games. The pact reunites the team and KHTV, which carried Oilers' preseason action in '89.

March 23 – Houston lures in one of the most coveted unrestricted free agents by signing C Mark Stepnoski from the Dallas Cowboys.

March 28 – The Oilers sign veteran QB Chris Chandler from the Rams.

April 22 – With the third overall choice in the draft, Houston selects Alcorn State QB Steve McNair.

July 25 – QB Steve McNair signs contract at press conference held at Oilers' training camp.

August 11 – Tennessee newspaper reports that Nashville Mayor Phil Bredesen is meeting with Oiler officials. Nashville is willing to build new stadium if it will attract a professional team. K.S. "Bud" Adams, Jr. and Bredesen execute an agreement that gives the City of Nashville a 70-day exclusive negotiating period with the Houston Oilers to build a stadium and relocate the team.



The Oilers draft McNair in 1995

August 19 – Oilers-Chargers preseason game is canceled by NFL after field is deemed unplayable for safety reasons.

September 3 – The Oilers travel to Jacksonville and defeat the Jaguars 10-3 in the expansion team's inaugural game.

September 24 – QB Chris Chandler connects on 23 of 26 passes for 352 yards and four touchdowns, leading Oilers to a 38-28 win over the Bengals at Riverfront Stadium. Chandler's 88.46 completion percentage misses the NFL record by one completion. Chandler, who hooked up with rookie WR Chris Sanders on touchdown passes of 58 and 46 yards, is named AFC Offensive Player of the Week.

November 2 – Oilers' long-time equipment assistant Bill "Mojo" Lackey passes away after a massive stroke.

November 5 – Oilers win 37-10 over Browns and dedicate game to "Mojo" and his family. The win marks the Oilers' largest margin of victory at Cleveland since a 40-10 decision on Oct. 12, 1975.

November 12 – K.S. "Bud" Adams, Jr. and the Oilers announce the establishment of the Bill "Mojo" Lackey Memorial Award, which would be given to the player, coach or front office staff member that best exemplifies the qualities of the former equipment assistant. A \$10,000 check is given to the winner to be awarded to charity in his or her name.

November 16 – K.S. "Bud" Adams, Jr. and Nashville Mayor Phil Bredesen sign a relocation agreement to move the Oilers to Tennessee.

December 14 – G Bruce Matthews, S Blaine Bishop, CB Darryll Lewis and C Mark Stepnoski are selected to the Pro Bowl. Matthews sets the Oiler mark for consecutive selections with his eighth consecutive Pro Bowl honor.

December 17 – Paul "Hoss" Noska, equipment assistant, is honored with the first Bill "Mojo" Lackey Memorial Award.

1996

March 26 – Oilers sign veteran WR Willie Davis from the Kansas City Chiefs.

April 20 – After trading down in the first round (from 9th to 17th) to acquire extra picks from Oakland, General Manager Floyd Reese and Head Coach Jeff Fisher execute a trade with the Seattle Seahawks to move back up to the 14th spot in the 1996 draft to select Heisman Trophy winner

Eddie George from Ohio State. Sent to the Seahawks in the trade was DT Glenn Montgomery.

April 30 – The National Football League approves the team's relocation to Nashville in a special owners' meeting held in Atlanta, Ga.

May 3 – Adding more weapons to the offense, the Oilers agree to terms with RB Ronnie Harmon from the San Diego Chargers.

May 7 – Voters of Davidson County in Nashville, Tenn., overwhelmingly approve a referendum held to decide on the use of public funding for a new downtown stadium.

October 20 – With a 22-yard field goal, K Al Del Greco sets the club record for most career field goals, surpassing K Tony Zendejas (117).

October 27 – Del Greco kicks the longest field goal in team history with a 56-yarder at the end of the first half versus the 49ers.

November 17 – In a clash with the Miami Dolphins, G Bruce Matthews becomes the Oilers' all-time leader in games played with his 211th contest, breaking Elvin Bethea's mark of 210. Matthews would go on to also set the team marks for most consecutive games played and started.

December 12 – G Bruce Matthews, S Blaine Bishop, C Mark Stepnoski and ST player John Henry Mills are selected to the Pro Bowl. Matthews extends the Oiler mark for consecutive selections (9) and ties G Mike Munchak for most overall selections (9).

December 15 – Oilers play their final game in Houston with a 21-13 loss to the Cincinnati Bengals in the Astrodome.

December 22 – RB Eddie George finishes the 1996 season with 1,368 yards rushing en route to Rookie of the Year accolades. In addition, George's ground totals were only 82 yards shy of RB Earl Campbell's rookie record of 1,450. On this day, George would also help the Oilers to a 24-21 win over the Baltimore Ravens for a franchise-best 6-2 road record.

1997

January 1 – The team promotes linebackers coach Gregg Williams to defensive coordinator.

January 3 – After relieving Jerry Rhome of his duties, the Oilers make wide receivers coach Les Steckel the team's offensive coordinator/quarterbacks coach.



George speaks with the media after being drafted 14th overall in 1996

McNAIR AND GEORGE

First round draft picks in consecutive years, QB Steve McNair (drafted in 1995) and RB Eddie George (drafted in 1996) became the centerpieces of a team that advanced to the playoffs in four of five years (1999, 2000, 2002, 2003). From 1997, McNair's first season as a starter, until Eddie George's final season as a Titan in 2003, the two combined to pull the franchise to new heights, including the team's first Super Bowl appearance (XXXIV). The duo started in the same backfield 107 times during their seven seasons together and posted a 67-40 record (.626 winning percentage) in those games, and 5-4 in postseason. The 2003 season would be memorable for both as McNair was named Co-MVP of the NFL, becoming only the franchise's second player to garner the honor (Campbell in 1979) and George became the franchise's all-time leading rusher, passing Earl Campbell and becoming only the 17th running back to reach 10,000 career rushing yards. Each player personified toughness with legendary stories told of McNair returning from injuries to lead his team to victory and George never missing a start in his eight year franchise career - 128 games - which represented the most consecutive starts in NFL history for a running back to start a career.

HISTORICAL HIGHLIGHTS

February 24 – Oilers trade QB Chris Chandler to the Atlanta Falcons for two 1997 draft choices (4th and 6th).

May 3 – City of Nashville holds ground-breaking ceremonies for the team's downtown stadium.

May 8 – After formulating an agreement earlier with Harris County (Houston), K.S. "Bud" Adams, Jr. and Astrodome USA owner Drayton McLane, Jr. reach a settlement for the final year of Oilers' lease at the Astrodome. Under appointed mediator Alice Oliver Parrott, the two sides clear the biggest step in the team's ability to play games in Tennessee for the 1997 season.

June 5 – Oilers reach agreement with Memphis Sports Authority, clearing the way for the team to play its games in the Liberty Bowl.

June 12 – Oilers hold press conference in Nashville to formally announce the club's intention to play the 1997 season in Tennessee, and introduce an inaugural patch and logo which merges the Oilers traditional "Oil derrick" with the Tennessee state flag.

July 18 – Oilers players report to Tennessee State University for their first training camp in the state of Tennessee. Also, Oilers sign DE Kenny Holmes, 1997 first-round selection, to a four-year contract.

July 19 – Oilers sign GM Floyd Reese to a four-year extension running through 2001 season.

August 2 – Oilers play first preseason game of 1997 season at Liberty Bowl in Memphis, falling to the New Orleans Saints 21-12.

August 9 – Oilers play their first ever game at Vanderbilt Stadium, an 18-12 preseason loss to the Washington Redskins.

August 15 – Oilers move into their temporary training facility in Bellevue.

August 23 – Oilers promote Don MacLachlan to Executive Vice President of Marketing, Broadcasting, and Ticketing.

August 27 – Oilers sign free agent SS Blaine Bishop.

August 31 – Oilers open their inaugural season in the state of Tennessee with a 24-21 overtime win over the Oakland Raiders at Liberty Bowl. RB Eddie George ties Billy Cannon's franchise record for rushing yards in a game with 216 yards on 35 carries. With the game-winning field goal in overtime, K Al Del Greco becomes the Oilers all-time points leader, surpassing George Blanda's total of 596 points.



George posts a record game against Oakland in the 1997 regular season opener

October 27 – In their first-ever trip to Arizona, the Oilers defeat the Cardinals 41-14.

November 27 – Oilers defeat Dallas 27-14 on Thanksgiving Day in front of a national-television audience. It marked the first regular season game in Texas for the Oilers since their move to Tennessee.

December 11 – G Bruce Matthews, RB Eddie George, and SS Blaine Bishop are selected to the Pro Bowl. Matthews extends the mark for consecutive selections (10) and surpasses G Mike Munchak for most overall selections (9).

December 14 – Oilers fall to the Baltimore Ravens 21-19 in the final game at Baltimore's Memorial Stadium. It marked the second time the Oilers closed the stadium, because on Dec. 18, 1983, the Oilers played at the Baltimore Colts in what would be their final game in Baltimore.

December 21 – Oilers close their inaugural season in Tennessee with an 8-8 record after a 16-6 win over Pittsburgh in Memphis.

HOUSTON OILERS TO TENNESSEE TITANS

After trying unsuccessfully for many years to construct a deal with the city of Houston for a new football or multi-use stadium, Oilers owner K.S. "Bud" Adams, Jr. decided that moving his franchise to another city might be the only solution left to keep the team financially competitive. In the spring of 1995, research was completed and several cities were identified as desirable for relocation and at the top of the list was Nashville, Tenn. In the summer of 1995, Adams contacted Nashville's mayor, Phil Bredesen, to see if the city would be interested in having the team relocate to the region. A 70-day exclusive negotiating period was agreed to and in November the two had signed a relocation agreement that would bring the Oilers to Nashville. In April of 1996, the NFL approved the team's relocation and on May 7th, the voters of Davidson County approved a referendum on using public funding for the new downtown stadium. Dec. 15, 1996 would mark the Oilers final home game at the Astrodome in Houston – a 21-13 loss to Cincinnati in front of 15,131 fans. In May of 1997, the team reached a settlement with the Astrodome that let them escape the final year of the contract and allowing the team to play the 1997 season in Tennessee. With the new stadium in Nashville still two years from completion, the team decided to play at Memphis' Liberty Bowl until the stadium was complete. The Tennessee Oilers opened their inaugural season in the state of Tennessee with a 24-21 overtime win over the Oakland Raiders at the Liberty Bowl in front only 30,000 fans. The Oilers struggled with low attendance throughout the 1997 season and by March of 1998, the Oilers reached an agreement to play the 1998 season at Vanderbilt Stadium in Nashville. Crowds at Vanderbilt Stadium were an improvement from the previous year, but the team could only muster a 3-5 home mark. During the 1998 season, Adams announced the Oilers name would be retired and the team would be renamed the Titans as they entered their new stadium for the 1999 season. In April of 1999, the team unveiled their new Titans uniforms and in August the team played its first game at the new Adelphia Coliseum (in 2002 Adelphia's name is removed and in 2006 it is named LP Field). The 1999 season ends with the franchise's first Super Bowl berth in the team's 40-year history. A total of 20 players endured the entire odyssey of playing in Houston in 1996, Memphis in 1997, Vanderbilt in 1998 and LP Field in 1999.



Adams presents Mayor Bredesen with an official team jersey

1998

February 14 – Oilers agree to terms with free agent WR Yancey Thigpen from Pittsburgh.

February 19 – Oilers agree to terms with free agent P/K Craig Hentrich from Green Bay.

February 24 – Oilers reach agreement with Shelby County Sports Authority and Memphis Park Commission to be released from the final year of their lease at the Liberty Bowl.

HISTORICAL HIGHLIGHTS

March 4 – Oilers and Vanderbilt University reach tentative agreement for the Oilers to play at Vanderbilt Stadium for the 1998 season.

March 11 – Oilers agree to terms with free agent TE Jackie Harris from Tampa Bay.

April 16 – A tornado rips through Nashville, damaging three cranes and 10 portable trailers at the Oilers East Bank Stadium construction site.

April 18 – In the franchise's first draft as the Tennessee Oilers, the club selects WR Kevin Dyson from Utah with its first-round selection (16th overall) in the NFL Draft.

April 23 – Oilers finalize deal to play at Vanderbilt Stadium for the 1998 season.

May 15 – Oilers finalize deal to acquire land in MetroCenter for a permanent practice facility to be finished in the summer of 1999.

May 28 – Oilers reach agreement with Tennessee State University to hold the Oilers 1998 Training Camp on TSU's campus. It marks the first time in club history that the Oilers have had consecutive training camps outside the state of Texas.

July 29 – Owner K.S. "Bud" Adams, Jr., listens to the Tennessee fans and announces that he will change the name of the team. An advisory council is later formed to research names and a "Guess the Name" contest is introduced to fans to gain additional feedback.

Oct. 18 – Oilers win first home game in Nashville, a 44-14 victory over Cincinnati.

Oct. 29 – Former Oiler and nine-time Pro Bowl Guard Mike Munchak is announced among 76 nominees for the Pro Football Hall of Fame.

Sept. 12 – Oilers play first regular season home game in Nashville vs. San Diego Chargers.

Nov. 4 – First Oilers coach, Lou Rymkus, passes away at 78.

Nov. 14 – Oilers owner K.S. "Bud" Adams, Jr., announces that the Oilers will become the "Tennessee Titans" beginning in 1999. "We wanted a new nickname to reflect strength, leadership and other heroic qualities," Adams said.

Dec. 22 – Oilers owner K.S. "Bud" Adams, Jr., unveils new Tennessee Titans logo and colors, featuring the fire of the Titans and exemplifying power, strength, knowledge and excellence. "I feel we have developed a logo that fans throughout the state of Tennessee and around the country will embrace for years to come," Adams said.

Dec. 26 – Oilers era comes to end against Minnesota Vikings.



Adams announces team name change to the Titans

1999

January 1 – G Bruce Matthews and P Craig Hentrich earn All-Pro honors.

February 8 – G Bruce Matthews, P Craig Hentrich, RB Eddie George & TE Frank Wycheck represent AFC in Pro Bowl.

February 26 – Steve Walters (WR's) and Jim Washburn (DL) added to coaching staff.

April 13 – Titans unveil new uniforms and helmets before packed crowd at the new stadium.



George, Wycheck, Hentrich and Bishop model the Titans new uniforms

April 17 – Titans make Florida DE Jevon Kearse their first selection in the 1999 NFL Draft.

May 3 – Veteran players tour stadium and practice facility. Mr. Adams presents pair of tickets to each stadium worker in appreciation of their hard work.

May 3 – George Henshaw promoted to Assistant Head Coach/Running game. Jim Schwartz added to staff as Defensive Assistant/Quality Control Coach.

May 8 – Final auditions determine first ever Titans cheerleading squad.

May 13 – 11-time Pro Bowl offensive lineman Bruce Matthews re-signs with team.

May 14 – Stadium lights turned on for 100-hour test.

May 17 – Titans announce that 1999 training camp will be held at Baptist Sports Park in Bellevue.

May 18 – Stadium sod is laid down.

July 8 – Adelphia Coliseum name and logo are unveiled at a downtown ceremony.

July 23 – Titans name former Minnesota Senior Vice President Jeff Diamond President and Chief Operating Officer, and agree to terms with former Pittsburgh Pro Bowl quarterback Neil O'Donnell.

July 27 – The Titans sign their first-round draft selection, Florida DE Jevon Kearse, to a multi-year contract.

August 15 – The Tennessee franchise plays its first preseason game under the name Titans, a 22-20 loss at Kansas City. The game is the first in franchise history played in a uniform other than the Oilers.

August 27 – Titans defeat Atlanta, 17-3, in the first preseason game at Adelphia Coliseum.

September 2 – Owner K.S. "Bud" Adams, Jr. and his wife, Nancy, announce the creation of the Tennessee Titans Foundation, an organization established to serve the charitable interests of the state of Tennessee by providing financial support and other resources to non-profit organizations, enriching and strengthening communities throughout the state. Adams donates \$500,000 to start the foundation.

September 5 – Cornerback Darryll Lewis, the team leader in interceptions in each of the past five seasons, is released.

September 12 – Al Del Greco kicks a 33-yard field goal to lift the Titans to a 36-35 win over Cincinnati in the first regular season game and victory at Adelphia Coliseum. The win, in front of 65,272 fans, is the team's first as the Titans, and quarterback Steve McNair passes for a career-high 341 yards in the victory.

September 26 – The team wins its first road contest as the Titans, a 20-19 victory at Jacksonville sealed by a Samari Rolle interception in the end zone with under a minute remaining.

October 31 – Steve McNair returns after missing five games because of a back injury to lead the Titans to defeat the previously-unbeaten St. Louis Rams, 24-21 at Adelphia Coliseum. McNair is named Miller Lite NFL Player of the Week for his performance in the victory.

December 19 – Tennessee clinches the franchise's first playoff berth since 1993 with a 30-17 win over Atlanta at Adelphia Coliseum.

December 22 – G Bruce Matthews, RB Eddie George, DE Jevon Kearse and TE Frank Wycheck are named to the AFC team for the Pro Bowl. Matthews extends his franchise records for consecutive and overall selections (12), and Kearse becomes the first rookie defensive end selected to the Pro Bowl in AFC history and the first in the NFL since 1978.

December 26 – Tennessee defeats Jacksonville for the fourth consecutive time, a 41-14 victory in which Steve McNair throws five touchdown passes. McNair earns his first AFC Offensive Player of the Week and his second Miller Lite NFL Player of the Week honor this season for his efforts. The win completes the first unbeaten home regular season in club history.



Faith Hill sings at inaugural game of the new stadium

HISTORICAL HIGHLIGHTS

2000

January 8 – In a play known as the “Music City Miracle,” Kevin Dyson returns a Frank Wycheck lateral on a kickoff return 75 yards for a touchdown, lifting the Titans to a 22-16 victory in the AFC Wild Card playoff game over the Buffalo Bills. The improbable play, which occurred with just 16 seconds remaining in the game, gives the franchise its first playoff win in Tennessee in addition to its first since 1993.

January 16 – Eddie George rushes for 162 yards, including a 68-yard touchdown run, as the Titans defeat the Indianapolis Colts, 19-16, in an AFC Divisional Playoff game at the RCA Dome.

January 23 – The Titans beat Jacksonville for the third time of the season and fifth consecutive time, using 23 second-half points en route to a 33-14 win at Alltel Stadium in Jacksonville. Steve McNair runs for two touchdowns and Derrick Mason returns a kickoff 80 yards in the win. The win sends Tennessee to its first Super Bowl in franchise history and its first AFC/AFL Championship since 1961.



Dyson races down the sideline in the Music City Miracle



Del Greco, Wycheck and Hentrich pose with the AFC Championship trophy

January 30 – The Titans fall short in their quest to win Super Bowl XXXIV, as Kevin Dyson is stopped one yard short of the end zone on the final play of the game in a 23-16 St. Louis Rams victory.



The Titans battle the Rams at Super Bowl XXXIV in Atlanta

February 16 – The Titans sign unrestricted free agents LB Randall Godfrey (Dallas) and T Fred Miller (St. Louis).

March 7 – Mike Heimerdinger is named offensive coordinator, replacing Les Steckel.

March 13 – Craig Johnson (quality control/offense) and Ronnie Vinklarek (quality control/defense) are added to the coaching staff, while Jim Schwartz is promoted to linebackers coach.

June 15 – The Titans extend the contract of Head Coach Jeff Fisher and

HOME SWEET HOME

The newly-named Tennessee Titans opened their new stadium, Adelphia Coliseum (later to be named LP Field) with the regular season opener on Sept. 12, 1999 against the Cincinnati Bengals. The back and forth game would end with the Titans hanging on for a 36-35 win. The win would start a historic streak of 12 consecutive wins to open the new stadium. The 12 consecutive wins were the most in the modern era for a new stadium (Texas Stadium, 9 wins in 1971) and one short of the all-time record by the Buffalo Americans in 1920. The Titans first loss in their new home would come against the Baltimore Ravens on Nov. 12, 2000. The winning streak actually began in the spring of 1998, when a devastating tornado ripped through Nashville, but only gave a glancing blow to the under construction stadium and sparing it from destruction.

expand his title to Executive Vice President.

July 19 – The Titans extend the contract of RB Eddie George.

August 14 – The Titans host Monday Night Football for the first time since moving to Tennessee. A sell-out crowd of 68,072 at Adelphia Coliseum watch the Titans defeat St. Louis, 30-3, in a preseason Super Bowl XXXIV rematch.

October 16 – The Titans host their first regular season Monday Night Football game at Adelphia Coliseum, a 27-13 victory over the Jacksonville Jaguars.

November 12 – Tennessee’s NFL record of 12 consecutive victories to open a new stadium ends in a 24-23 loss to the Baltimore Ravens.

December 14 – S Blaine Bishop, RB Eddie George, T Brad Hopkins, DE Jevon Kearse, KR Derrick Mason, G Bruce Matthews, CB Samari Rolle and TE Frank Wycheck are named to the AFC team for the Pro Bowl. QB Steve McNair is added as an alternate, giving the Titans nine players on the Pro Bowl roster, the most for the franchise since nine players were selected in 1992.

December 17 – At Cleveland, Bruce Matthews passes brother Clay on NFL games played list at 279 games. Both are honored in pre-game ceremony.

December 25 – The Titans clinch the AFC Central Division Championship with a 31-0 victory against the Dallas Cowboys, earning a 13-3 record for the second-consecutive season and home-field advantage throughout the playoffs. The defensive unit finishes the season ranked first overall in the NFL.

2001

January 7 – Baltimore defeats the Titans, 24-10, in an AFC Divisional Playoff game at Adelphia Coliseum.

February 1 – Defensive coordinator Gregg Williams is hired as head coach of the Buffalo Bills.

February 2 – Jim Schwartz is promoted to defensive coordinator.

February 6 – Gunther Cunningham, former Kansas City Chiefs head coach, is named assistant head coach defense/linebackers.

February 22 – Everett Withers is named defensive backs coach.

March 2 – The Titans re-sign unrestricted free agent WR/KR Derrick Mason, who set an NFL record in 2000 with 2,690 all-purpose yards.

March 7 – The Titans agree to terms with unrestricted free agent K Joe Nedney from the Carolina Panthers.

March 8 – Former Pro Bowl safety Chuck Cecil is hired as defensive quality control coach.

March 28 – The Titans agree to trade their first pick (29th overall) in the 2001 NFL Draft to the St. Louis Rams for defensive end Kevin Carter.

April 21 – The Titans select DB Andre Dyson with their first selection (2nd round/60th overall) in the 2001 NFL Draft.

May 22 – The NFL announces its plans to realign divisions beginning in 2002, placing the Titans in the new AFC South with the Jacksonville Jaguars, Indianapolis Colts and expansion Houston Texans.

August 4 – Mike Munchak, Titans offensive line coach and former Houston Oilers guard, is inducted in the Pro Football Hall of Fame after being selected for enshrinement on Jan. 27.

HISTORICAL HIGHLIGHTS

September 25 – Former Nashville Kats (Arena Football League) Head Coach Pat Sperduto is hired as director of arena football league operations.

October 7 – Starting at center in Baltimore, Bruce Matthews plays in his 283rd NFL game and surpasses Jim Marshall for first place on league's all-time list for games played among non-kickers.

December 30 – Eddie George records a season-high 130 yards rushing against Cleveland, marking the 30th 100-yard game of his career. Additionally, George becomes the first RB in franchise history to post 200 career pass receptions.

2002

January 2 – Bruce Matthews is named to his 14th consecutive Pro Bowl, tying him with Merlin Olsen for the most Pro Bowl selections in league history. Jevon Kearse also is selected for the third consecutive year.

April 5 – The team begins its fifth annual Tennessee Titans Caravan. With 16 players plus staff participating, Titans Caravan V goes on to make 64 stops, including 27 schools, in Tennessee, Kentucky and Alabama over a two-week period.

April 20 – The Titans select DT Albert Haynesworth with their first pick (15th overall) in the 2002 NFL Draft.

April 30 – Titans owner K.S. "Bud" Adams announces that he has purchased an expansion Arena Football League team that will begin play in Nashville in 2004. The team will keep the name of the previous AFL team that played in Nashville, the Nashville Kats.

May 15 – The Titans reach an agreement with Citadel Communications to move the Titans' flagship radio station to Nashville's 103 WKDF (103.3 FM).

May 30 – Craig Johnson is promoted to quarterbacks coach. Ned James is hired as offensive assistant.

June 4 – The Titans reach a tentative agreement with Adelphia Business Solutions to have Adelphia's name removed from the coliseum, pending court approval.

July 15 – Offensive lineman Bruce Matthews officially announces his NFL retirement from the offices of Titans owner K.S. "Bud" Adams, Jr., in Houston, Tex.

September 7 – Titans owner Bud Adams unveils his team's PSL Founder's Club display at Coliseum.

December 1 – RB Eddie George becomes franchise's all-time leading rusher, passing Earl Campbell, in victory at New York Giants.

December 8 – Former Titans/Oilers offensive lineman Bruce Matthews is inducted into Titans' Hall of Fame and has his jersey retired during special halftime ceremony during Colts game.

December 22 – Titans clinch inaugural AFC South Division with 28-10 victory at Jacksonville.

December 29 – Titans go undefeated in inaugural AFC South division with 13-3 victory at Houston, securing a first-round bye in playoffs. The Titans become NFL's third team to advance to playoffs after starting their season 1-4.

2003

January 1 – QB Steve McNair finishes third in league MVP voting behind Rich Gannon and Brett Favre.

January 11 – Titans defeat Steelers 34-31 in bruising AFC Divisional Playoff Game.

January 19 – Titans play in franchise's fourth AFC Championship Game, but fall short at Oakland, 41-24.

January 25 – Former Houston Oilers DE Elvin Bethea named to the Pro Football Hall of Fame's 2003 class.

February 3 – Head coach Jeff Fisher coaches the AFC to a 45-20 victory in Pro Bowl.

February 7 – Titans president Jeff Diamond signs a new one-year contract.

April 26 – Titans select CB Andre Woolfolk with their first pick (28th overall) in the 2003 NFL Draft.



Nedney's field goal beats Steelers

June 25 – Head coach Jeff Fisher agrees to terms on a long-term contract extension.

December 7 – Frank Wycheck becomes the fourth tight end in NFL history to record 500 career receptions in Tennessee's 29-27 loss at home to Indianapolis.

December 7 – WR Derrick Mason catches six passes for 64 yards at home vs. Indianapolis to record his third consecutive 1,000-yard receiving season.

December 18 – The NFL announces that four Titans are going to the 2004 Pro Bowl – QB Steve McNair (named the starter), along with LB Keith Bulluck, WR Derrick Mason, and P Craig Hentrich. OT Brad Hopkins would later be named to the Pro Bowl as a reserve.

December 21 – QB Steve McNair leads a miraculous comeback at Houston, throwing the game-winning touchdown to Drew Bennett with 17 seconds left in Tennessee's 27-24 victory on the road. In the process, McNair surpasses 3,000 passing yards for the season, joining Warren Moon as only the second QB in franchise history to do so four times.

December 28 – Recently re-signed QB Neil O'Donnell starts following injuries to Steve McNair and Billy Volek. He threw for 232 yards and a pair of touchdowns in Tennessee's season-ending 33-13 victory over the defending Super Bowl Champion Tampa Bay Buccaneers. It marked O'Donnell's last NFL game as he would announce his retirement following the season. Eddie George becomes the 17th running back in NFL history to record 10,000 rushing yards in the team's victory over the Bucs. George rushes for 87 yards to push him over the 1,000-yard rushing mark for the seventh time in his eight NFL seasons. It marked the final regular season game and the final home game for George as a Titan.



George salutes the fans following his final home game as a Titan

2004

January 2 – QB Steve McNair named NFL's co-MVP along with Colts QB Peyton Manning. Each player receives 16 votes from a national panel of 50 journalists.


January 3 – Titans defeat Ravens 20-17 in AFC Wild Card Playoff Game in Baltimore.

January 10 – Titans fall at New England in AFC Divisional Playoff Game, the coldest playoff game in franchise history (four degrees, minus 10 wind chill).

January 11 – K Gary Anderson, the NFL's all-time leading scorer (2,346 points), announces his retirement after 22 seasons.

January 20 – Titans owner K.S. "Bud" Adams re-assumes team president role after Jeff Diamond's contract expires.

January 23 – TE Frank Wycheck announces his retirement from the NFL after 11 seasons in the league.



McNair is named NFL co-MVP in 2003

HISTORICAL HIGHLIGHTS



Wycheck, the fourth tight end in NFL history to record 500 receptions, announces his retirement

April 24 – Titans select a league-high 13 players in the 2004 NFL Draft, including three players in the second round (the team traded its first-round pick) – TE Ben Troupe, DE Travis LaBoy and DE Antwan Odom.

July 22 – Titans release RB Eddie George.

September 11 – The Titans season opener at Miami is played on Saturday instead of Sunday due to impending Hurricane Ivan. Titans running back Chris Brown rushes for 100 yards in his first NFL start en route to the team's 17-7 victory.

October 11 – On Monday Night Football, Steve McNair quarterbacks the Titans to a 48-27 victory over Green Bay to give him 71 career wins as a starter, surpassing Warren Moon's previous franchise record of 70 victories. The 48 points set a Lambeau Field record for a visiting team. Also in the game, running back Chris Brown carries 27 times for 148 yards and two touchdowns, joining Stump Mitchell (St. Louis Cardinals) and Don Calhoun (New England Patriots) to become the third player in NFL history to gain 100 or more rushing yards in four of his first five NFL starts.

December 13 – Running back Chris Brown totals 91 yards against Kansas City to become the franchise's eighth player to eclipse 1,000 season rushing yards. He finishes the season with 1,067 yards on 220 carries.

December 19 – Titans quarterback Billy Volek becomes fourth quarterback in NFL history to pass for 400 or more yards in two consecutive games after passing for 426 yards against Kansas City (12/13) and 492 yards at Oakland (12/19). The 918-yard total is the second-best two-game total in NFL history behind Phil Simms' record of 945 yards (1985).

2005

January 28 – The Arena Football League's Nashville Kats begin play under owner K.S. "Bud" Adams, Jr., winning 47-38 at the Columbus Destroyers.

February 9 – University of Southern California assistant Norm Chow is hired as Titans offensive coordinator after a 32-year career in college football.

February 21 – Titans part ways with six veterans – K Joe Nedney, DE Kevin Carter, CB Samari Rolle, RB/FB Robert Holcombe, T Fred Miller and WR Derrick Mason – due to salary cap concerns.

April 23 – Titans select West Virginia cornerback Adam "Pacman" Jones with the sixth overall pick in the 2005 NFL Draft.

May 6 – Titans owner K.S. "Bud" Adams, Jr. pledges \$600,000 over three years for scholarship program that provides money for college for one student-athlete from every high school in Tennessee.

September 6 – Through his foundation, quarterback Steve McNair organizes a relief drive for victims of Hurricane Katrina. Titans fans respond in droves, arriving at LP Field to fill over 20 tractor trailers worth of goods to be sent to the Gulf Coast region.

September 18 – Titans General Manager Floyd Reese becomes the first GM in team history to record 100 wins as the Titans defeat the Ravens by a score of 25-10.

October 9 – Head Coach Jeff Fisher becomes the 34th coach in NFL history and the first in franchise history to notch 100 wins as the Titans win at Houston by a score of 34-20. Also in the game, quarterback Steve McNair became the 49th player in NFL history and second player in franchise history to reach 25,000 career passing yards.

2006

February 12 – Titans defensive end Kyle Vanden Bosch plays in his first career Pro Bowl. In his first season with the Titans, Vanden Bosch finished fourth in the NFL with 12.5 sacks, the most by a team member since 1999.

February 24 – K.S. "Bud" Adams, Jr. is inducted into the Tennessee Sports Hall of Fame.

March 13-15 – After a delay to the start of the NFL year due to collective bargaining talks between the league and the NFL Players Association, the Titans strike quickly in the initial days of free agency. They agree to terms with four veteran unrestricted free agents – linebacker David Thornton (Indianapolis), wide receiver David Givens (New England), center Kevin Mawae (N.Y. Jets) and safety Chris Hope (Pittsburgh) – within a three day span.

April 29 – Titans select quarterback Vince Young out of the University of Texas with the third overall pick in the 2006 NFL Draft.

June 6 – Titans and Louisiana Pacific Corporation reach an agreement on a new naming rights sponsorship that calls for the team's home stadium to be named LP Field. LP obtains the naming rights for 10 years.

June 9 – Titans trade quarterback Steve McNair to the Baltimore Ravens in exchange for a fourth-round draft choice in 2007.

June 14 – Offensive tackle Brad Hopkins announces his retirement from the NFL. Hopkins retires after playing in 194 games, the third-most in franchise history at the time (Matthews, Bethea). His 188 starts were the second-most in team history for an offensive lineman (Matthews).

July 29 – Titans sign first-round pick, QB Vince Young.

August 26 – Steve Underwood promoted to Senior Executive Vice President/Chief Operating Officer.

September 3 – Titans bring back Robaire Smith after the defensive tackle was waived by Houston.

September 20 – Titans trade QB Billy Volek to the San Diego Chargers for a 2007 draft selection.

August 5 – Former Houston Oilers QB Warren Moon is inducted into the Pro Football Hall of Fame.

November 26 – Trailing 21-0 entering the fourth quarter, Vince Young leads the Titans to 24 unanswered points, posting the largest comeback by a rookie QB in NFL history. Rob Bironas' 49-yard field goal caps the stunning victory over the Giants at LP Field.

December 3 – Rob Bironas kicks franchise-long 60-yard field goal to beat the Colts, 20-17, at LP Field. The 60-yarder tied Steve Cox and Morten Andersen for the fourth-longest field goal in NFL history.

December 10 – Vince Young returns to his hometown and runs for a 39-yard touchdown in overtime to defeat the Texans, 26-20, at Reliant Stadium.

December 31 – Titans exercise 2007 option on head coach Jeff Fisher's contract.

2007

January 3 – Vince Young named the Associated Press Offensive Rookie of the Year.

January 5 – After 13 seasons at the helm, Floyd Reese resigns as general manager of the Titans.

February 1 – Vince Young named Diet Pepsi NFL Rookie of the Year.

February 3 – Former offensive lineman Bruce Matthews becomes the first franchise player that wore the Titans uniform to be voted into the Pro Football Hall of Fame.

February 10 – Vince Young becomes the first rookie quarterback in NFL



Vanden Bosch posts one of his 12.5 sacks in 2005



Bironas celebrates following his 60-yard goal against the Colts

HISTORICAL HIGHLIGHTS

history to play in the Pro Bowl.

February 12 – Titans name former Oilers safety Mike Reinfeldt the team's new General Manager.

February 28 – Vincent Marino hired from NFL office as Senior Director of Football Administration.

March 9 – Chuck Cecil is promoted to Secondary Coach; Marcus Robertson named Assistant Secondary Coach.

March 12 – Titans agree to terms with Cowboys linebacker Ryan Fowler.

March 13 – Titans agree to terms with Colts cornerback Nick Harper.

March 16 – Titans agree to terms with Bears wide receiver Justin Gage.

March 19 – Titans name Fred Graves Wide Receivers Coach.

April 10 – NFL suspends Adam "Pacman" Jones for 2007 season.

April 23 – Titans hire Lake Dawson as Director of Pro Personnel.

April 28 – Titans select Texas DB Michael Griffin with the 19th overall pick in the NFL Draft.

May 3 – Titans announce they will conduct 2007 training camp at Baptist Sports Park.

August 4 – Bruce Matthews inducted into Pro Football Hall of Fame.

August 4 – NFL Commissioner Roger Goodell visits Titans training camp.

September 11 – Acquired DE Bryce Fisher from the Seattle Seahawks for a 2008 sixth-round draft pick.

September 24 – Keith Bulluck intercepts a career-high three passes as the Titans cruise to a 31-14 victory at New Orleans on Monday Night Football.



Bulluck intercepts three passes against the Saints on Monday Night Football

October 21 – Rob Bironas kicks an NFL-record eight field goals, including a game-winning 29-yarder, as the Titans defeat the Houston Texans 38-36 at Reliant Stadium.

December 30 – Titans win last three regular season games, including a 16-10 victory at Indianapolis in the season finale to clinch the AFC's final playoff spot and the team's first postseason berth since 2003.

2008

January 6 – Vince Young becomes the youngest quarterback in franchise history to start in playoffs as the Titans fall 17-6 at San Diego in an AFC Wild Card game.

January 15 – Titans release offensive coordinator Norm Chow of his duties.

January 17 – Titans hire Mike Heimerdinger as offensive coordinator.

February 10 – Albert Haynesworth, Kyle Vanden Bosch and Rob Bironas play in Pro Bowl.

February 15 – Sherman Smith accepts job as offensive coordinator with Washington Redskins.

February 20 – Titans use franchise tag on DT Albert Haynesworth.

February 27 – Titans agree to terms with WR Justin Gage to long-term contract.

March 3 – Titans sign former Falcons TE Alge Crumpler as an unrestricted free agent.

March 6 – Titans sign former Eagles DE Jevon Kearse as unrestricted free agent.

March 10 – Titans name Earnest Byner running backs coach.

March 10 – Titans sign former Colts G Jake Scott as an unrestricted free

agent.

March 12 – Titans sign former Jets WR Justin McCareins as an unrestricted free agent.

March 18 – Titans sign former Falcons TE Dwayne Blakley as an unrestricted free agent.

March 27 – Veteran guard Benji Olson announces retirement after 10 NFL seasons.

April 5 – Titans unveil new logo to celebrate team's 10th anniversary.

April 5 – Titans sign former Raiders CB/KR Chris Carr as a restricted free agent.

April 17 – Titans hold press conference honoring retirement of former franchise QB Steve McNair.

April 26 – Titans select East Carolina RB Chris Johnson with first pick (24th overall) in NFL Draft.

April 26 – Titans trade CB Pacman Jones to Dallas Cowboys for fourth-round draft pick and additional considerations (resulted in 4th-round pick in 2009 from Titans to Cowboys).

July 25 – The Titans reach a one-year contract agreement with franchised free agent defensive tackle Albert Haynesworth.

September 7 – On the same day Titans owner K.S. "Bud" Adams, Jr. is added to the Titans/Oilers Hall of Fame, he unveils a Titans/Oilers Ring of Honor at LP Field during the season opener against Jacksonville. The initial members of the Ring of Honor include Adams, Elvin Bethea, George Blanda, Earl Campbell, Mike Holovak, Ken Houston, Mike Munchak, Jim Norton, Warren Moon and Bruce Matthews.

September 21 – Cornerback Cortland Finnegan sets a club record with a 99-yard INT return for a TD in a win against the Houston Texans.

September 28 – A 30-17 victory over the Minnesota Vikings at LP Field gives the Titans four consecutive wins to open the season for the first time in franchise history.

October 19 – In a 34-10 victory at Kansas City, the Titans set a franchise rushing record with 332 rushing yards, including 168 yards by Chris Johnson and 149 yards by LenDale White.

October 27 – At halftime of a Monday night game against the Colts at LP Field, the Titans induct Steve McNair, Eddie George and Frank Wycheck to the Titans/Oilers Hall of Fame and the Ring of Honor.

November 2 – On a day in which the Titans win in overtime against the Green Bay Packers, the club celebrates its 100th consecutive sellout at LP Field, including every preseason, regular season and playoff game from the time the stadium opened in 1999.

November 16 – With a 24-14 win at Jacksonville, the Titans win their 10th consecutive game to open the 2008 season and their 13th consecutive regular season game dating back to the last three regular season games of 2007.

November 27 – At Detroit on Thanksgiving, the Titans defeat the Lions 47-10, the team's seventh-highest margin of victory of all-time and Detroit's highest margin of defeat on Thanksgiving.

December 7 – The Titans clinch the AFC South title with a 28-9 victory over the Cleveland Browns at LP Field. It is the ninth division crown in club history.

December 16 – Six Titans are selected to the Pro Bowl – center Kevin Mawae, left tackle Michael Roos, running back Chris Johnson, defensive tackle Albert Haynesworth, safety Chris Hope and cornerback Cortland Finnegan. Additionally, quarterback Kerry Collins and safety Michael Griffin are named to the roster at a later date as alternates.

December 31 – The Titans defeat the Pittsburgh Steelers 31-14 to secure home-field advantage throughout the AFC Playoffs and tie the franchise record for most regular season wins (13).

2009

February 1 – Nancy Adams, co-owner, vice chairman of the board and wife of K.S. "Bud" Adams, Jr., passes away in Houston at the age of 84.



Kearse celebrates the Titans' 100 start after defeating the Jaguars

HISTORICAL HIGHLIGHTS

February 12 – Chuck Cecil is elevated from secondary coach to defensive coordinator, replacing Jim Schwartz, who was hired as head coach by the Detroit Lions.

February 27 – The Titans re-sign unrestricted free agent quarterback Kerry Collins.

April 1 – The Titans unveil a new logo to celebrate the club's 50th season, incorporating the Oilers' oil derrick logo with the fireball logo and the number 50.

March 2 – The Titans sign unrestricted free agent defensive tackle Jovan Haye from the Tampa Bay Buccaneers and unrestricted free agent wide receiver Nate Washington from the Pittsburgh Steelers.

April 25 – The Titans select Rutgers WR Kenny Britt with the 24th overall selection in the 2009 NFL Draft, the first of 11 Titans draft choices.

July 4 – Former Titans quarterback Steve McNair is shot and killed in Nashville.

July 8-9 – The Titans open LP Field to the public for fans to pay their respects to Steve McNair. On July 9, a memorial service is held at Mt. Zion Baptist Church in Whites Creek, Tenn.

July 11 – After a funeral service at Reed Green Coliseum in Hattiesburg, Miss., Steve McNair's body is laid to rest at Griffith Cemetery, approximately 20 miles from his home in Mt. Olive, Miss.

August 3 – The Titans celebrate the 50th anniversary (Aug. 3, 1959) of K.S. "Bud" Adams, Jr.'s announcement of Houston's entry in the American Football League.

August 6 – The Titans announce that they will wear a "9" helmet sticker during the season to honor the late Steve McNair. The sticker appears on the back of the helmet and remains in place throughout the entire 2009 season.

August 9 – In a 21-18 Hall of Fame Game victory over the Buffalo Bills in Canton, Ohio, the Titans debut their 50th anniversary "legacy" uniforms. They wear the uniforms a total of four times in 2009.

September 10 – The Titans open the season with a 13-10 overtime loss at Pittsburgh in the NFL's Thursday night season opener.

October 18 – The Titans suffer the worst loss in franchise history at New England, losing 59-0 in their sixth consecutive loss to open the season. After a bye the next week, they win five consecutive games and finish at 8-8, becoming the only team in NFL history to win more than six games after starting the season at 0-6.

November 1 – At LP Field, Chris Johnson rushes for 228 yards in a victory over the Jacksonville Jaguars to set a new franchise single-game rushing record.



Johnson rushes for a franchise single-game rushing mark of 228 yards

November 29 – Quarterback Vince Young leads a 99-yard drive in the final minutes of a game against the Arizona Cardinals to give the Titans a 20-17 win at LP Field. Young connects with rookie wide receiver Kenny Britt on a 10-yard touchdown pass as time expires.

2010

January 3 – With a 134-yard rushing performance in the season finale at Seattle, running back Chris Johnson becomes the sixth player in NFL history to reach 2,000 rushing yards in a season. Totaling 2,006 yards on 358 carries, he joined Eric Dickerson, Jamal Lewis, Barry Sanders, Terrell

Davis and O.J. Simpson as the only players to accomplish the feat. He also set a new team single-season rushing record (Earl Campbell), and he became the NFL's new single-season leader in total yards from scrimmage (2,509), surpassing Marshall Faulk's former record. The Titans defeat the Seahawks 17-13.



Johnson poses with offensive players and coaches after becoming just the sixth player in NFL history to reach 2,000 yards rushing in a season

January 13 – Running back Chris Johnson is named Associated Press NFL Offensive Player of the Year.

February 18 – The Titans' all-time leading punter, Craig Hentrich, announces his NFL retirement.

March 10 – The Titans sign free agent linebacker Will Witherspoon.

March 18 – The Titans sign unrestricted free agent defensive end Jason Babin from the Philadelphia Eagles.

April 22 – The Titans select Georgia Tech defensive end Derrick Morgan with the 16th overall pick in the NFL Draft.

October 24 – The Titans open the season with a 5-2 start after defeating the Philadelphia Eagles 37-19. Wide receiver Kenny Britt amasses the fifth-most receiving yards in franchise history with 225 yards on a career-high seven receptions with three touchdowns.



Britt hauls in one of his three touchdown catches against the Eagles

November 21 – Marc Mariani returns a punt 87 yards for a touchdown against the Washington Redskins becoming just the second Titans/Oilers player to record a punt return and a kickoff return for touchdowns in the same regular season.

HISTORICAL HIGHLIGHTS

2011

January 21 – The Titans release defensive coordinator Chuck Cecil of his duties.

January 28 – The Titans and head coach Jeff Fisher agree to part ways.

February 7 – The Titans name Mike Munchak the 16th head coach in franchise history.

February 8 – The Titans release offensive coordinator Mike Heimerdinger of his duties.

February 12 – The Titans hire Jerry Gray as defensive coordinator.

February 15 – The Titans hire Chris Palmer as offensive coordinator.

March 4 – The Collective Bargaining Agreement between the NFL and the Players Association expires.

March 11 – NFL players are locked out of team facilities due to the collective bargaining stalemate between the clubs and NFL Players Association.

April 28 – The Titans select Washington quarterback Jake Locker with the eighth overall pick in the NFL Draft.

July 25 – The lockout ends after a new CBA is reached.

July 28 – The Titans terminate quarterback Vince Young's contract.

July 29 – On the day players report to training camp, the Titans sign unrestricted free agent quarterback Matt Hasselbeck. In total, within a week of the lockout ending, the Titans sign contracts with nine draft choices, 14 rookie free agents, three restricted free agents and eight unrestricted free agents.

September 1 – The Titans and Chris Johnson agree to terms on a new, multi-year contract, ending the running back's holdout.

September 18 – Mike Munchak notches his first victory as a head coach as the Titans defeat the Baltimore Ravens 26-13 at LP Field.

October 19 – The Titans and Nashville Mayor Karl Dean announce proposed renovation plans for LP Field, including much larger and sharper video screens, a greatly enhanced sound system, elevators to provide service for upper deck seat holders, and general improvements to LP Field infrastructure. The team announces that the improvements would not require new revenues, but instead will be covered by user fees already being collected.

December 7 – Metro Council approves a bond issuance of up to \$28 million to finance renovations at LP Field.

2012

January 1 – With a 23-22 victory in the season finale at Houston, the franchise records its 400th all-time win in the regular season and playoffs, all under the ownership of K.S. "Bud" Adams, Jr. In the victory, Matt Hasselbeck eclipses 3,500 passing yards on the season and Nate Washington reaches the 1,000-yard receiving mark. Additionally, Chris Johnson records 1,000 rushing yards for the fourth consecutive season.

January 18 – The Titans elevate Mike Reinfeldt to senior executive vice president/chief operating officer and Ruston Webster to executive vice president/general manager. Lake Dawson is promoted to vice president of player personnel.

February 4 – Titans Owner K.S. "Bud" Adams, Jr. is named the first winner of the NFL's Salute To Service Award. Adams is recognized at the NFL Honors event for his outstanding efforts in supporting U.S. service members and veterans.

March 5 – The Titans use the franchise tag on safety Michael Griffin, who was scheduled to become an unrestricted free agent on March 13.

March 19 – The Titans sign free agent guard Steve Hutchinson.

March 20 – The Titans sign free agent defensive end Kamerion Wimbley.

April 26 – The Titans select Baylor wide receiver Kendall Wright with the 20th overall pick in the 2012 NFL Draft.

June 19 – The Titans reach an agreement with franchise player Michael Griffin on a long-term contract.

July 30 – Wide receiver O.J. Murdock is found dead in Tampa, Fla., of a self-inflicted wound.

August 3 – Former Titans linebacker Keith Bulluck announces his retirement from the NFL during a press conference at Baptist Sports Park.

September 9 – Quarterback Jake Locker records his first career NFL start, as the Titans fall to the Patriots 34-13 in the season opener.

September 23 – In a 44-41 overtime victory over the Detroit Lions, the

Titans become the first team in NFL history to score five touchdowns of 60 yards or longer in a game, reaching the end zone on a punt return by Tommie Campbell, a kickoff return by Darius Reynaud, a fumble return by Alterraun Verner and touchdown receptions by Jared Cook and Nate Washington. Locker passes for 378 yards in his first career win as a starter.

October 21 – Matt Hasselbeck leads a late game-winning drive for the second consecutive week, connecting with Nate Washington on a touchdown pass with 1:03 remaining in the fourth quarter. In the 35-34 win, Chris Johnson also rushes for 195 yards.

November 26 – The Titans dismiss offensive coordinator Chris Palmer and name quarterbacks coach Dowell Loggains as the new offensive coordinator.

December 17 – In a 14-10 victory over the New York Jets on *Monday Night Football*, Chris Johnson sets a franchise record with a 94-yard touchdown run.



Keith Bulluck announced his retirement on Aug. 3, 2012.

December 30 – The Titans defeat the Jacksonville Jaguars 38-20 and become the first team in NFL history with two punt return touchdowns (both by Darius Reynaud) and two interception return touchdowns (both by Zach Brown) in the same game. They also become only the second team in NFL history with four total return touchdowns in a game.

December 31 – Mike Reinfeldt is dismissed as senior executive vice president/chief operating officer.

2013

February 2 – Former Oilers defensive tackle Curley Culp is selected for enshrinement in the Pro Football Hall of Fame.

February 7 – The Titans add Gregg Williams to the coaching staff as senior assistant/defense.

April 1 – Former Oilers head coach Jack Pardee passes away.

April 25 – The Titans select Alabama guard Chance Warmack with the 10th overall pick in the 2013 NFL Draft.

July 11 – Titans team headquarters is renamed Saint Thomas Sports Park after Saint Thomas Hospital announces it is renaming its Baptist Hospital properties.

October 18 – Former Oilers head coach Bum Phillips passes away.

October 21 – At his home in Houston, Titans Founder, Owner, Chairman of the Board, President and CEO K.S. "Bud" Adams, Jr. passes away from natural causes at the age of 90. Called a "pioneer and innovator" by NFL Commissioner Roger Goodell upon his death, Adams was in his 54th year leading the organization.

October 28 – K.S. "Bud" Adams, Jr. is entombed at Forest Park Westheimer Cemetery in Houston.

October 29 – The Titans announce Tommy Smith will be team president and chief executive officer; Susie Adams Smith and Amy Adams Hunt will serve as co-chairpersons; and Kenneth Adams IV will join the Titans board as a director.

HISTORICAL HIGHLIGHTS



Chris Johnson's 94-yard touchdown run against the Jets in 2012 set a franchise record.

2014

January 4 – The Titans and head coach Mike Munchak agree to part ways.

January 13 – San Diego Chargers offensive coordinator and former Arizona Cardinals head coach Ken Whisenunt is hired as the 17th head coach in Titans/Oilers history.

April 4 – The Titans release running back Chris Johnson.

May 8 – The Titans select Michigan tackle Taylor Lewan with the 11th overall pick in the 2014 NFL Draft.

2015

March 20 – President and CEO Tommy Smith announces he is retiring from that role. The Titans begin the search process for a new team CEO/ president and install Steve Underwood as interim president.

April 30 – The Titans select Oregon quarterback Marcus Mariota with the second overall pick in the 2015 NFL Draft.

June 25 – The Titans and Nissan announce a 20-year agreement to rename the team's home venue Nissan Stadium.

September 1 – Following a bout with cancer, 85-year-old Titans scout C.O. Brocato dies. Brocato spent 40 years with the organization after joining the club in 1975.

September 13 – Quarterback Marcus Mariota makes his regular season



Heisman Trophy winner Marcus Mariota was drafted with the second-overall pick in the 2015 NFL Draft.

debut, completing 13 of 15 passes for 209 yards with four touchdowns and no interceptions (158.3 passer rating). He becomes the second rookie in NFL history to throw four touchdown passes in a season opener, joining Fran Tarkenton (1961).

November 3 – The Titans relieve head coach Ken Whisenhunt of his duties and name assistant head coach/tight ends Mike Mularkey as interim head coach for the remainder of the season.



Mike Mularkey and Jon Robinson were named head coach and general manager, respectively, in January 2016.

2016

January 4 – The Titans relieve general manager Ruston Webster of his duties. Steve Underwood is named as the team's president and chief executive officer on a permanent basis, with the interim tag removed from his title.

January 14 – The Titans hire Tampa Bay Buccaneers director of player personnel Jon Robinson as general manager.

January 16 – Mike Mularkey is named as the 18th head coach in franchise history, taking over the role after serving the final nine games of 2015 as the interim head coach.

April 14 – Two weeks prior to the 2016 NFL Draft, the Titans trade the first overall pick to the Los Angeles Rams. The Titans also deal a fourth-round pick and a sixth-round pick in the deal. In exchange, the Titans receive a first-round pick (15th overall), a pair of second-round picks and a third-round pick in 2016, plus the Rams' 2017 first- and third-rounders.

December 20 – Running back DeMarco Murray, tight end Delanie Walker, tackle Taylor Lewan, outside linebacker Brian Orakpo and defensive tackle Jurrell Casey are named to the Pro Bowl, giving the Titans five or more Pro Bowl selections for the first time since 2008.

2017

January 5 – Jon Robinson is promoted to executive vice president/general manager.

April 27 – The Titans select wide receiver Corey Davis (fifth overall) and cornerback Adoree' Jackson (18th overall) in the first round of the 2017 NFL Draft, marking the first time the team makes two picks in the first round since 1987.

HOME/AWAY WIN-LOSS RECORDS

REGULAR SEASON HOME RECORD					REGULAR SEASON ROAD RECORD				
Year	W	L	T	Pct.	Year	W	L	T	Pct.
1960	6	1	0	.857	1960	4	3	0	.571
1961	6	1	0	.857	1961	4	2	1	.643
1962	6	1	0	.857	1962	5	2	0	.714
1963	4	3	0	.571	1963	2	5	0	.286
1964	3	4	0	.429	1964	1	6	0	.143
1965	3	4	0	.429	1965	1	6	0	.143
1966	3	4	0	.429	1966	0	7	0	.000
1967	5	2	0	.714	1967	4	2	1	.643
1968	3	4	0	.429	1968	4	3	0	.571
1969	4	2	1	.643	1969	2	4	1	.357
1970	1	6	0	.143	1970	2	4	1	.357
1971	3	3	1	.500	1971	1	6	0	.143
1972	1	6	0	.143	1972	0	7	0	.000
1973	0	7	0	.000	1973	1	6	0	.143
1974	3	4	0	.429	1974	4	3	0	.571
1975	5	2	0	.714	1975	5	2	0	.714
1976	3	4	0	.429	1976	2	5	0	.286
1977	5	2	0	.714	1977	3	4	0	.429
1978	5	3	0	.625	1978	5	3	0	.625
1979	6	2	0	.750	1979	5	3	0	.625
1980	6	2	0	.750	1980	5	3	0	.625
1981	5	3	0	.625	1981	2	6	0	.250
1982	1	4	0	.200	1982	0	4	0	.000
1983	2	6	0	.250	1983	0	8	0	.000
1984	2	6	0	.250	1984	1	7	0	.125
1985	4	4	0	.500	1985	1	7	0	.125
1986	4	4	0	.500	1986	1	7	0	.125
1987	5	2	0	.714	1987	4	4	0	.500
1988	7	1	0	.875	1988	3	5	0	.375
1989	6	2	0	.750	1989	3	5	0	.375
1990	6	2	0	.750	1990	3	5	0	.375
1991	7	1	0	.875	1991	4	4	0	.500
1992	5	3	0	.625	1992	5	3	0	.625
1993	7	1	0	.875	1993	5	3	0	.625
1994	2	6	0	.250	1994	0	8	0	.000
1995	3	5	0	.375	1995	4	4	0	.500
1996	2	6	0	.250	1996	6	2	0	.750
1997	6	2	0	.750	1997	2	6	0	.250
1998	3	5	0	.375	1998	5	3	0	.625
1999	8	0	0	1.000	1999	5	3	0	.625
2000	7	1	0	.875	2000	6	2	0	.750
2001	3	5	0	.375	2001	4	4	0	.500
2002	6	2	0	.750	2002	5	3	0	.625
2003	7	1	0	.875	2003	5	3	0	.635
2004	2	6	0	.250	2004	3	5	0	.375
2005	3	5	0	.375	2005	1	7	0	.125
2006	4	4	0	.500	2006	4	4	0	.500
2007	5	3	0	.625	2007	5	3	0	.625
2008	7	1	0	.875	2008	6	2	0	.750
2009	5	3	0	.625	2009	3	5	0	.375
2010	3	5	0	.375	2010	3	5	0	.375
2011	5	3	0	.625	2011	4	4	0	.500
2012	4	4	0	.500	2012	2	6	0	.250
2013	3	5	0	.375	2013	4	4	0	.500
2014	1	7	0	.125	2014	1	7	0	.125
2015	1	7	0	.125	2015	2	6	0	.250
2016	5	3	0	.625	2016	4	4	0	.500
Totals:	237	195	2	.548	Totals:	176	254	4	.409

ALL-TIME FRANCHISE TOTALS (REGULAR SEASON ONLY)

	W	L	T	Pct.
Totals:	413	449	6	.479

MONTH-BY-MONTH WIN-LOSS RECORDS

YEAR	AUG.	SEPT.	OCT.	NOV.	DEC.	JAN.	TOTAL
1960	0-0	2-1	3-1	3-1	2-1	0-0	10-4
1961	0-0	1-1	2-2-1	4-0	3-0	0-0	10-3-1
1962	0-0	2-1	2-2	4-0	3-0	0-0	11-3
1963	0-0	2-2	3-1	1-2	0-3	0-0	6-8
1964	0-0	2-1	0-4	0-5	2-0	0-0	4-10
1965	0-0	2-1	2-2	0-4	0-3	0-0	4-10
1966	0-0	2-2	1-3	0-3	0-3	0-0	3-11
1967	0-0	1-2	3-0-1	2-1	3-1	0-0	9-4-1
1968	0-0	1-3	2-2	2-2	2-0	0-0	7-7
1969	0-0	2-1	2-2	1-2-2	1-1	0-0	6-6-2
1970	0-0	1-1	1-2-1	1-4	0-3	0-0	3-10-1
1971	0-0	0-2	1-3-1	0-4	3-0	0-0	4-9-1
1972	0-0	0-2	1-4	0-4	0-3	0-0	1-13
1973	0-0	0-3	0-4	1-3	0-3	0-0	1-13
1974	0-0	1-2	1-3	3-1	2-1	0-0	7-7
1975	0-0	2-0	3-1	2-3	3-0	0-0	10-4
1976	0-0	2-1	2-2	1-4	0-2	0-0	5-9
1977	0-0	2-0	1-4	3-1	2-1	0-0	8-6
1978	0-0	2-2	3-2	4-0	1-2	0-0	10-6
1979	0-0	4-1	2-2	4-0	1-2	0-0	11-5
1980	0-0	3-1	2-2	3-2	3-0	0-0	11-5
1981	0-0	2-2	2-2	1-4	2-1	0-0	7-9
1982	0-0	1-1	0-0	0-2	0-4	0-1	1-8
1983	0-0	0-4	0-5	1-3	1-2	0-0	2-14
1984	0-0	0-5	0-4	2-2	1-2	0-0	3-13
1985	0-0	1-3	2-2	2-2	0-4	0-0	5-11
1986	0-0	1-3	0-4	2-3	2-1	0-0	5-11
1987	0-0	1-1	3-1	2-3	3-1	0-0	9-6
1988	0-0	3-1	3-2	3-1	1-2	0-0	10-6
1989	0-0	1-2	3-2	3-1	2-2	0-0	9-7
1990	0-0	2-2	2-2	2-1	3-2	0-0	9-7
1991	0-0	3-1	4-0	2-2	2-2	0-0	11-5
1992	0-0	3-1	2-1	2-3	3-1	0-0	10-6
1993	0-0	1-3	2-1	4-0	4-0	1-0	12-4
1994	0-0	1-3	0-4	0-4	1-3	0-0	2-14
1995	0-0	2-2	1-3	2-2	2-2	0-0	7-9
1996	0-0	2-2	3-1	1-3	2-2	0-0	8-8
1997	1-0	0-3	3-1	3-2	1-2	0-0	8-8
1998	0-0	1-3	2-1	3-2	2-2	0-0	8-8
1999	0-0	3-0	3-1	3-1	3-1	1-0	13-3
2000	0-0	2-1	5-0	2-2	4-0	0-0	13-3
2001	0-0	0-2	2-2	2-2	3-2	0-1	7-9
2002	0-0	1-3	2-1	3-1	5-0	0-0	11-5
2003	0-0	3-1	3-1	3-0	3-2	0-0	12-4
2004	0-0	1-2	2-3	1-2	0-4	1-0	5-11
2005	0-0	1-2	1-4	1-2	1-3	0-1	4-12
2006	0-0	0-3	2-2	2-2	4-1	0-0	8-8
2007	0-0	2-1	3-1	1-3	4-1	0-0	10-6
2008	0-0	4-0	3-0	4-1	2-2	0-0	13-3
2009	0-0	0-3	0-3	5-0	2-2	1-0	8-8
2010	0-0	2-1	3-2	0-3	1-3	0-1	6-10
2011	0-0	2-1	2-2	2-2	2-2	1-0	9-7
2012	0-0	1-3	2-2	1-2	2-3	0-0	6-10
2013	0-0	3-1	0-3	2-2	2-3	0-0	7-9
2014	0-0	1-3	1-3	0-4	0-4	0-0	2-14
2015	0-0	1-2	0-3	1-4	1-3	0-1	3-13
2016	0-0	1-2	3-2	2-2	2-1	1-0	9-7
TOTALS	1-0	87-103	106-119-4	109-121-2	104-101	6-5	413-449-6

SITUATIONAL REGULAR SEASON WIN-LOSS RECORD

VS. AFC TEAMS

Total: 322-361-5
Home: 194-152-1
Away: 128-209-4

VS. AFC SOUTH TEAMS

Total: 39-51-0
Home: 22-23-0
Away: 17-28-0

VS. AFC NORTH/CENTRAL TEAMS

Total: 115-126-1
Home: 63-58-1
Away: 52-68-0

VS. AFC EAST TEAMS

Total: 88-83-2
Home: 51-31-0
Away: 37-52-2

VS. AFC WEST TEAMS

Total: 82-101-2
Home: 56-41-0
Away: 26-60-2

VS. NFC TEAMS

Total: 88-88-1
Home: 45-44-1
Away: 43-44-0

VS. NFC SOUTH TEAMS

Total: 11-5-0
Home: 5-3-0
Away: 6-2-0

VS. NFC NORTH/CENTRAL TEAMS

Total: 32-24-0
Home: 18-11-0
Away: 14-13-0

VS. NFC EAST TEAMS

Total: 24-31-0
Home: 11-16-0
Away: 13-15-0

VS. NFC WEST TEAMS

Total: 21-28-1
Home: 11-14-1
Away: 10-14-0

MONDAY NIGHT FOOTBALL

Total: 21-17-0
Home: 13-9-0
Away: 8-8-0

WEEK AFTER MNF

Total: 16-22-0
Home: 11-8-0
Away: 5-14-0

SUNDAY NIGHT FOOTBALL

Total: 11-9-0 (ESPN 8-6; TNT 2-2; NBC 1-1)
Home: 8-4-0
Away: 3-5-0

THURSDAY NIGHT FOOTBALL

Total: 5-7-0 (ABC 2-0; ESPN 1-1; TNT 0-1; NBC 0-1; NFLN 2-4)
Home: 5-3-0
Away: 0-4-0

FRIDAY NIGHT FOOTBALL

Total: 0-1-0 (NFLN 0-1)
Home: 0-1-0
Away: 0-0-0

SATURDAY NIGHT FOOTBALL

Total: 1-2-0 (ABC 1-0, ESPN 0-2)
Home: 0-2-0
Away: 1-0-0

OVERTIME

Total: 17-21-0
Home: 11-11-0
Away: 6-10-0

SEASON OPENERS

Total: 30-27-0
Home: 15-11-0
Away: 15-16-0

DOMES

Total: 135-133-2
Astrodome (Houston): 113-103-2
Cowboys Stadium (Dallas): 1-0-0
Edward Jones Dome (St. Louis): 0-1-0
Ford Field (Detroit): 2-0-0
Georgia Dome (Atlanta): 2-1-0
Kingdome (Seattle): 1-6-0
Lucas Oil Stadium (closed) (Indianapolis): 0-8-0
Metrodome (Minneapolis): 1-6-0
NRG Stadium (closed) (Houston): 5-4-0
RCA Dome (Indianapolis): 4-7-0
Silverdome (Detroit): 2-1-0
Superdome (New Orleans): 6-2-0

PRIMETIME RESULTS

FRANCHISE RECORD IN PRIMETIME GAMES

Day	Overall	Pct.	Home	Road
Monday Night	21-17	.553	13-9	8-8
Thursday Night	5-7	.417	5-3	0-4
Friday Night	0-1	.000	0-1	0-0
Saturday Night	1-2	.333	0-2	1-0
Sunday Night	11-9	.550	8-4	3-5
Totals	38-36	.514	26-19	12-17

PRIMETIME GAMES BY DATE

Year	Date	Opponent	Score	W/L
1970	Mon., Dec. 7	CLEVELAND (ABC)	10-21	L
1972	Mon., Oct. 9	OAKLAND (ABC)	0-34	L
1975	Mon., Nov. 24	PITTSBURGH (ABC)	9-32	L
1976	Mon., Nov. 1	at Baltimore (ABC)	14-38	L
1978	Mon., Oct. 23	at Pittsburgh (ABC)	24-17	W
1978	Mon., Nov. 20	MIAMI (ABC)	35-30	W
1979	Mon., Nov. 5	at Miami (ABC)	9-6	W
1979	Mon., Dec. 10	PITTSBURGH (ABC)	20-17	W
1980	Mon., Sept. 15	at Cleveland (ABC)	16-7	W

1980	Mon., Nov. 10	NEW ENGLAND (ABC)	38-34	W
1980	Thur., Dec. 4	PITTSBURGH (ABC)	6-0	W
1981	Mon., Oct. 26	at Pittsburgh (ABC)	13-26	L
1981	Thur., Dec. 3	CLEVELAND (ABC)	17-13	W
1982	Mon., Dec. 13	DALLAS (ABC)	7-37	L
1988	Sun., Oct. 30	WASHINGTON (ESPN)	41-17	W
1988	Mon., Nov. 7	CLEVELAND (ABC)	24-17	W
1988	Sun., Dec. 4	PITTSBURGH (ESPN)	34-37	L
1989	Mon., Nov. 13	CINCINNATI (ABC)	26-24	W
1989	Sat., Dec. 23	CLEVELAND (ESPN)	20-24	L
1990	Sun., Sept. 16	at Pittsburgh (TNT)	9-20	L
1990	Mon., Nov. 26	BUFFALO (ABC)	27-24	W
1990	Sun., Dec. 30	PITTSBURGH (ESPN)	34-14	W
1991	Sun., Sept. 8	at Cincinnati (TNT)	30-7	W
1991	Mon., Sept. 16	KANSAS CITY (ABC)	17-7	W
1991	Sun., Nov. 17	CLEVELAND (ESPN)	28-24	W
1991	Mon., Dec. 2	PHILADELPHIA (ABC)	6-13	L
1992	Mon., Dec. 7	CHICAGO (ABC)	24-7	W
1992	Sun., Dec. 13	GREEN BAY (ESPN)	14-16	L
1992	Sun., Dec. 27	BUFFALO (ESPN)	27-3	W
1993	Sun., Sept. 5	at New Orleans (TNT)	21-33	L
1993	Mon., Oct. 11	at Buffalo (ABC)	7-35	L

PRIMETIME RESULTS

1993	Sun., Nov. 28	PITTSBURGH (ESPN)	23-3	W	2004	Dec. 25	DENVER (ESPN)	16-37	L
1994	Sun., Jan. 2	N.Y. JETS (ESPN)	24-0	W	Sunday Night Games (11-9)				
1994	Mon., Oct. 3	at Pittsburgh (ABC)	14-30	L	1988	Oct. 30	WASHINGTON (ESPN)	41-17	W
1994	Thurs., Oct. 13	CLEVELAND (TNT)	8-11	L	1988	Dec. 4	PITTSBURGH (ESPN)	34-37	L
1994	Mon., Oct. 24	at Philadelphia (ABC)	6-21	L	1990	Sept. 16	at Pittsburgh (TNT)	9-20	L
1994	Mon., Nov. 21	N.Y. GIANTS (ABC)	10-13	L	1990	Dec. 30	PITTSBURGH (ESPN)	34-14	W
1995	Sun., Nov. 19	at Kansas City (ESPN)	13-20	L	1991	Sept. 8	at Cincinnati (TNT)	30-7	W
1996	Sun., Oct. 6	at Cincinnati (TNT)	30-27	W*	1991	Nov. 17	CLEVELAND (ESPN)	28-24	W
1997	Thurs., Dec. 4	at Cincinnati (ESPN)	14-41	L	1992	Dec. 13	GREEN BAY (ESPN)	14-16	L
1998	Sun., Nov. 8	at Tampa Bay (ESPN)	31-22	W	1992	Dec. 27	BUFFALO (ESPN)	27-3	W
1999	Sun., Nov. 7	at Miami (ESPN)	0-17	L	1993	Sept. 5	at New Orleans (TNT)	21-33	L
1999	Thurs., Dec. 9	OAKLAND (ESPN)	21-14	W	1993	Nov. 28	PITTSBURGH (ESPN)	23-3	W
2000	Sun., Sept. 3	at Buffalo (ESPN)	13-16	L	1994	Jan. 2	N.Y. JETS (ESPN)	24-0	W
2000	Mon., Oct. 16	JACKSONVILLE (ABC)	27-13	W	1995	Nov. 19	at Kansas City (ESPN)	13-20	L
2000	Mon., Oct. 30	at Washington (ABC)	27-21	W	1996	Oct. 6	at Cincinnati (TNT)	30-27	W*
2000	Mon., Dec. 25	DALLAS (ABC)	31-0	W	1998	Nov. 8	at Tampa Bay (ESPN)	31-22	W
2001	Sun., Sept. 9	MIAMI (ESPN)	23-31	L	1999	Nov. 7	at Miami (ESPN)	0-17	L
2001	Mon., Oct. 29	at Pittsburgh (ABC)	7-34	L	2000	Sept. 3	at Buffalo (ESPN)	13-16	L
2001	Mon., Nov. 12	BALTIMORE (ABC)	10-16	L	2001	Sept. 9	MIAMI (ESPN)	23-31	L
2001	Sat., Dec. 22	at Oakland (ABC)	13-10	W	2003	Sept. 7	OAKLAND (ESPN)	25-20	W
2002	Mon., Dec. 16	NEW ENGLAND (ABC)	24-7	W	2007	Dec. 30	at Indianapolis (NBC)	16-10	W
2003	Sun., Sept. 7	OAKLAND (ESPN)	25-20	W	2009	Oct. 11	INDIANAPOLIS (NBC)	9-31	L
2003	Mon., Dec. 1	at New York Jets (ABC)	17-24	L	Monday Night Football (21-17)				
2004	Mon., Oct. 11	at Green Bay (ABC)	48-27	W	1970	Dec. 7	CLEVELAND (ABC)	10-21	L
2004	Mon., Dec. 13	KANSAS CITY (ABC)	38-49	L	1972	Oct. 9	OAKLAND (ABC)	0-34	L
2004	Sat., Dec. 25	DENVER (ESPN)	16-37	L	1975	Nov. 24	PITTSBURGH (ABC)	9-32	L
2007	Mon., Sept. 24	at New Orleans (ESPN)	31-14	W	1976	Nov. 1	at Baltimore (ABC)	14-38	L
2007	Mon., Nov. 19	at Denver (ESPN)	20-34	L	1978	Oct. 23	at Pittsburgh (ABC)	24-17	W
2007	Sun., Dec. 30	at Indianapolis (NBC)	16-10	W	1978	Nov. 20	MIAMI (ABC)	35-30	W
2008	Mon., Oct. 27	INDIANAPOLIS (ESPN)	31-21	W	1979	Nov. 5	at Miami (ABC)	9-6	W
2009	Thurs., Sept. 10	at Pittsburgh (NBC)	10-13	L*	1979	Dec. 10	PITTSBURGH (ABC)	20-17	W
2009	Sun., Oct. 11	INDIANAPOLIS (NBC)	9-31	L	1980	Sept. 15	at Cleveland (ABC)	16-7	W
2009	Mon., Nov. 23	at Houston (ESPN)	20-17	W	1980	Nov. 10	NEW ENGLAND (ABC)	38-34	W
2009	Fri., Dec. 25	SAN DIEGO (NFLN)	17-42	L	1981	Oct. 26	at Pittsburgh (ABC)	13-26	L
2010	Mon., Oct. 18	at Jacksonville (ESPN)	30-3	W	1982	Dec. 13	DALLAS (ABC)	7-37	L
2010	Thurs., Dec. 9	INDIANAPOLIS (NFLN)	28-30	L	1988	Nov. 7	CLEVELAND (ABC)	24-17	W
2012	Thurs., Oct. 11	PITTSBURGH (NFLN)	26-23	W	1989	Nov. 13	CINCINNATI (ABC)	26-24	W
2012	Mon., Dec. 17	N.Y. JETS (ESPN)	14-10	W	1990	Nov. 26	BUFFALO (ABC)	27-24	W
2013	Thurs., Nov. 14	INDIANAPOLIS (NFLN)	27-30	L	1991	Sept. 16	KANSAS CITY (ABC)	17-7	W
2014	Mon., Nov. 17	PITTSBURGH (ESPN)	24-27	L	1991	Dec. 2	PHILADELPHIA (ABC)	6-13	L
2014	Thurs., Dec. 18	at Jacksonville (NFLN)	13-21	L	1992	Dec. 7	CHICAGO (ABC)	24-7	W
2015	Thurs., Nov. 19	at Jacksonville (NFLN)	13-19	L	1993	Oct. 11	at Buffalo (ABC)	7-35	L
2016	Thurs., Oct. 27	JACKSONVILLE (NFLN)	36-22	W	1994	Oct. 3	at Pittsburgh (ABC)	14-30	L
BY DAY OF WEEK					1994	Oct. 24	at Philadelphia (ABC)	6-21	L
Thursday Night Games (5-7)					1994	Nov. 21	N.Y. GIANTS (ABC)	10-13	L
1980	Dec. 4	PITTSBURGH (ABC)	6-0	W	2000	Oct. 16	JACKSONVILLE (ABC)	27-13	W
1981	Dec. 3	CLEVELAND (ABC)	17-13	W	2000	Oct. 30	at Washington (ABC)	27-21	W
1994	Oct. 13	CLEVELAND (TNT)	8-11	L	2000	Dec. 25	DALLAS (ABC)	31-0	W
1997	Dec. 4	at Cincinnati (ESPN)	14-41	L	2001	Oct. 29	at Pittsburgh (ABC)	7-34	L
1999	Dec. 9	OAKLAND (ESPN)	21-14	W	2001	Nov. 12	BALTIMORE (ABC)	10-16	L
2009	Sept. 10	at Pittsburgh (NBC)	10-13	L*	2002	Dec. 16	NEW ENGLAND (ABC)	24-7	W
2010	Dec. 9	INDIANAPOLIS (NFLN)	28-30	L	2003	Dec. 1	at New York Jets (ABC)	17-24	L
2012	Oct. 11	PITTSBURGH (NFLN)	26-23	W	2004	Oct. 11	at Green Bay (ABC)	48-27	W
2013	Nov. 14	INDIANAPOLIS (NFLN)	27-30	L	2004	Dec. 13	KANSAS CITY (ABC)	38-49	L
2014	Dec. 18	at Jacksonville (NFLN)	13-21	L	2007	Sept. 24	at New Orleans (ESPN)	31-14	W
2015	Nov. 19	at Jacksonville (NFLN)	13-19	L	2007	Nov. 19	at Denver (ESPN)	20-34	L
2016	Oct. 27	JACKSONVILLE (NFLN)	36-22	W	2008	Oct. 27	INDIANAPOLIS (ESPN)	31-21	W
Friday Night Games (0-1)					2009	Nov. 23	at Houston (ESPN)	20-17	W
2009	Dec. 25	SAN DIEGO (NFLN)	17-42	L	2010	Oct. 18	at Jacksonville (ESPN)	30-3	W
Saturday Night Games (1-2)					2012	Dec. 17	N.Y. JETS (ESPN)	14-10	W
1989	Dec. 23	CLEVELAND (ESPN)	20-24	L	2014	Nov. 17	PITTSBURGH	24-27	L
2001	Dec. 22	at Oakland (ABC)	13-10	W	* Overtime				

OVERTIME HISTORY

OVERTIME WIN-LOSS TOTALS

Won/Loss Record: 18-24 (12-13 home, 6-11 road)
Coin Toss Record: 18-24 (11-14 home, 6-11 road)
Record when winning coin toss: 11-7
Record when losing coin toss: 7-17

From 1960–1969, the Oilers were members of the American Football League, which did not have overtime in regular season games. The National Football League did not institute overtime in regular season games until 1974.

In 2010, overtime rules were amended for the postseason to a modified sudden death format, guaranteeing at least one possession for each club if the receiving team fails to score a touchdown on its first overtime possession. In 2012, the format was adopted for regular season games as well.

OVERTIME CAPSULES

***December 23, 1962 - DALLAS 20, at Houston 17:** Texans win the toss but elect to kick. Each team gets three cracks at winning the game in the first overtime before K Tommy Brooker's championship-winning 25-yard field goal at 12:06 of the second OT.

October 30, 1977 - at CINCINNATI 13, Houston 10: Bengals win the toss. QB Ken Anderson's 17-yard completion to WR Billy Brooks is the long play prior to K Chris Bahr's winning 22-yard field goal at 5:51 of OT.

September 23, 1979 - HOUSTON 30, at Cincinnati 27: Oilers win the toss. On opening series, Bengals force Cliff Parsley punt. Cincinnati drives to Oilers' 14-yard line, but K Chris Bahr misses a 32-yard field goal attempt. Houston again has to punt on its ensuing series. The Oiler defense then forces a punt by the Bengals' Pat McInally. Houston takes over on the Cincinnati 42. RB Earl Campbell's 15-yard run is the long play prior to K Toni Fritsch's winning 29-yard field goal at 14:28 of OT.

October 28, 1979 - at HOUSTON 27, N.Y. Jets 24: Oilers win the toss. QB Dan Pastorini's 22-yard completion to FB Rob Carpenter is the long play as Oilers drive 58 yards. K Toni Fritsch kicks the winning 35-yard field goal at 5:10 of OT.

November 23, 1980 - at N.Y. JETS 31, Houston 28: Jets win the toss. A personal foul on Houston's Guido Merkens on the kickoff gives New York possession at the Jets' 40-yard line. QB Richard Todd's 17-yard screen pass to RB Bobby Harper is the long play prior to K Pat Leahy's winning 38-yard field goal at 3:58 of OT.

September 4, 1983 - GREEN BAY 41, at Houston 38: Packers win the toss. RB Eddie Lee Ivery's 12-yard run is the long play as Packers drive 59 yards. K Jan Stenerud kicks the winning 42-yard field goal at 5:55 of OT.

October 23, 1983 - KANSAS CITY 13, at Houston 10: Chiefs win the toss. QB Bill Kenney's 20-yard completion to WR Stephone Paige is the long play as Chiefs drive 60 yards. K Nick Lowery kicks the winning 41-yard field goal at 7:41 of OT.

October 30, 1983 - at CLEVELAND 25, Houston 19: Oilers win the toss. Browns' defense forces a John James punt. Houston defense does the same to Cleveland as Jeff Gossett punts on ensuing series. Oiler QB Gifford Nielsen's pass is intercepted by Cleveland S Mike Whitwell and returned 15 yards to the Houston 20-yard line. On the next play, RB Boyce Green scores a touchdown on a 20-yard run at 6:34 of OT.

December 2, 1984 - at HOUSTON 23, Pittsburgh 20: Oilers win the toss. QB Warren Moon's 19-yard completion to WR Steve Bryant is the long play as Oilers drive 63 yards. K Joe Cooper kicks the winning 30-yard field goal at 5:53 of OT.

September 28, 1986 - PITTSBURGH 22, at Houston 16: Oilers win the toss. Steelers' defense forces a Lee Johnson punt that is returned 41 yards

to the Oilers' 15-yard line by Pittsburgh's Rick Woods. Two plays later, RB Walter Abercrombie runs three yards for winning touchdown at 2:35 of OT.

November 30, 1986 - at CLEVELAND 13, Houston 10: Oilers win the toss but elect to kickoff (18-25 MPH winds). Oilers' defense forces a Jeff Gossett punt. QB Oliver Luck, replacing an injured Warren Moon, leads the Oilers to the Cleveland 31-yard line, but then is intercepted by CB Frank Minnifield at the Browns' 21. Again Houston's defense puts the Browns in a punting situation. Once again, Minnifield picks off a Luck pass, returning it to the Oilers' 37. FB Kevin Mack's seven-yard run and QB Bernie Kosar's seven-yard pass to WR Brian Brennan are the long plays prior to K Mark Moseley's winning 29-yard field goal at 14:44 of OT.

****January 3, 1988 - at HOUSTON 23, Seattle 20:** Seahawks win the toss. Oilers' defense forces a Ruben Rodriguez punt. QB Warren Moon's 15-yard pass to WR Drew Hill is the long play as the Oilers drive 61 yards. K Tony Zendejas kicks the winning 42-yard field goal at 8:05 of OT.

September 4, 1988 - HOUSTON 17, at Indianapolis 14: Colts win the toss. On the opening series, QB Gary Hogeboom completes a screen pass to RB Eric Dickerson, but Oiler LB John Grimsley forces a fumble which is recovered by LB Robert Lyles on the Colts' 42-yard line. QB Cody Carlson, subbing for injured Warren Moon, completes a 21-yard pass to WR Ernest Givins for the long play prior to K Tony Zendejas' 35-yard field goal at 3:51 of OT.

September 24, 1989 - BUFFALO 47, at Houston 41: Oilers win the toss. Houston takes over on its own 19-yard line and advances to the Buffalo 20 thanks to QB Warren Moon's 32-yard completion to FB Alonzo Highsmith, plus a 17-yard run by Moon and an 11-yarder by Highsmith. K Tony Zendejas attempts a 37-yard field goal, but it is wide left. The Bills assume possession on their own 20 and move 80 yards in seven plays. A 21-yard QB Jim Kelly-to-TE Pete Metzelaars pass precedes the game-winning 28-yard TD catch by WR Andre Reed at 8:42 of OT.

****December 31, 1989 - PITTSBURGH 26, at Houston 23:** Steelers win the toss. Oilers' defense forces a Harry Newsome punt as Houston takes over on its own 45-yard line. Oiler RB Lorenzo White fumbles on the first play as CB Rod Woodson recovers for the Steelers on the Houston 46. RB Merrill Hoge's 11-yard run helps Pittsburgh advance to the Oiler 33 before Gary Anderson kicks a 50-yard field goal (his 4th of the game) to win the game at 3:26 of OT.

December 2, 1990 - at SEATTLE 13, Houston 10: Seahawks win the toss. Oilers' defense forces a Rick Donnelly punt as Houston takes over on its own 23-yard line. Oiler WR Bernard Ford fumbles on the first play as LB David Wyman recovers for the Seahawks on the Houston 27. Seattle FB John L. Williams rushes twice for a total of three yards before Norm Johnson kicks a 42-yard field goal to win the game at 4:25 of OT.

November 3, 1991 - at WASHINGTON 16, Houston 13: Redskins win the toss. Oilers' defense forces a Kelly Goodburn punt as Houston takes over on its own 31-yard line. Oiler QB Warren Moon is intercepted on the second play by CB Darrell Green with Washington taking over on Houston's 33. RB Earnest Byner carries three times for a total of nine yards before Chip Lohmiller kicks a 41-yard field goal to win the game at 4:01 of OT.

November 10, 1991 - at HOUSTON 26, Dallas 23: Oilers win the toss. Cowboys' defense forces a Greg Montgomery punt as Dallas takes over on its own 24-yard line. The Cowboys move to the Oiler 24-yard line where they have a first down following a Houston holding penalty. Dallas RB Emmitt Smith gains seven yards but fumbles after a hit by LB Lamar Lathon, with Oiler S Bo Orlando recovering at the Houston 15. The Oilers then embark on an 11-play, 80-yard drive in which QB Warren Moon completes all seven of his passes for 70 yards. On second down, K Al Del Greco kicks a 23-yard field goal at 14:31 of OT.

September 20, 1992 - at HOUSTON 23, Kansas City 20: Chiefs win the toss. On the third play of OT, Kansas City WR J.J. Birden fumbles after a hit by Houston CB Cris Dishman with DT Doug Smith recovering the ball at the Chief's 23-yard line. Oiler RB Lorenzo White runs once for two yards before K Al Del Greco boots the game-winning 39-yard field goal at 1:55 of OT.

OVERTIME HISTORY

****January 3, 1993 - at BUFFALO 41, Houston 38:** Oilers win the toss. On third-and-three from Houston's 27-yard line, QB Warren Moon is intercepted by Buffalo CB Nate Odomes, who returns the ball to the Oiler 35. On the return, Houston WR Haywood Jeffires is penalized for a face mask infraction, which moves the ball to the Oilers' 20. After a pair of Kenneth Davis runs net six yards, K Steve Christie kicks a 32-yard field goal to win the game at 3:06 of OT.

November 6, 1994 - PITTSBURGH 12, at Houston 9: Steelers win the toss. Both teams exchange five punts before the Oilers gain possession on their 12-yard line with 4:30 left in the extra period. On the first play from scrimmage, RB Gary Brown scoots up the middle for 8 yards before being hit by CB Rod Woodson. He fumbles and the Steelers take over at the Oilers 22-yard line. Two plays later, K Gary Anderson hits from 40 yards out for the winning score at 3:36 of OT.

October 8, 1995 - at MINNESOTA 23, Houston 17: Vikings win the toss. The Vikings move the ball to their 38-yard line but are forced to punt. Minnesota P Mike Saxon then pins the Oilers in at their 8-yard line with a 54-yard boot. On his third carry of overtime, RB Rodney Thomas scampers 27 yards to give the Oilers a first down at their 35. QB Will Furrer, who replaced Chris Chandler after he injured his shoulder while being sacked on the Oilers' last offensive series in the fourth quarter, is intercepted on his second pass attempt by CB Dewayne Washington (25-yard return). RB Robert Smith takes his third consecutive carry of OT 20 yards for the winning score with 7:10 gone in the extra stanza.

October 6, 1996 - HOUSTON 30, at Cincinnati 27: Bengals win the toss. The Bengals go three-and-out and are forced to punt, giving the Oilers the ball inside their own 20-yard line. On second down at the Oilers' 16-yard line, QB Chris Chandler connects with WR Willie Davis on a 37-yard pass to move into Cincinnati territory. Six plays later, K Al Del Greco hits from 49 yards out for the winning score at 4:22 of OT.

August 31, 1997 - at TENNESSEE 24, Oakland 21: Oilers win the toss. Oilers go three-and-out and are forced to punt, giving the Raiders the ball at their own 33-yard line. The Raiders also go three-and-out and punt the ball to the Oilers. Tennessee takes over the ball at its own 35-yard line. On second-and-eight, QB Steve McNair connects with Frank Wycheck for 21 yards to the Raiders 42-yard line. Again on second down, McNair finds Wycheck, this time for 10 yards to the Raiders 32-yard line. On the next play, McNair scrambles for an 11-yard gain. RB Eddie George gains six yards before Al Del Greco hits the game-winner from 33 yards away with 8:03 left on the clock in overtime. The win is the Oilers first since relocating to Tennessee from Houston.

September 7, 1997 - at MIAMI 16, Tennessee 13: Dolphins win the toss. The Oilers kick to Dolphin return man Irving Spikes, who returns the kickoff 48 yards to the Oilers 45-yard line. On second down, Dan Marino hits RB Bernie Parmalee for a 16-yard gain. Again on second down, Marino connects with Fred Barnett for a 9-yard gain. On the play, Oiler DB Tomur Barnes was flagged for an unnecessary roughness penalty which moved the ball to the Oilers 11-yard line. On the next play, Olindo Mare knocks home a 29-yard field goal with 12:45 remaining in overtime.

September 10, 2000 - at TENNESSEE 17, Kansas City 14: Titans win the toss. The Chiefs kick to Derrick Mason, who returns the kick 28 yards to the Tennessee 29-yard line. A face mask penalty moves the ball to the 34-yard line. On third-and-eight, QB Neil O'Donnell passes to Kevin Dyson for 27 yards. A 26-yard pass to Frank Wycheck on the next play is negated by a holding penalty. Eddie George then rushes 29 yards to the Kansas City 18-yard line. On the next play, Al Del Greco kicks a 36-yard field goal with 12:02 remaining in overtime.

October 14, 2001 - at TENNESSEE 31, Tampa Bay 28: Buccaneers win the toss. Tennessee's defense forces a punt. Tampa Bay kicks to Joe Walker, who returns the kick eight yards to Tampa Bay's 46. Steve McNair passes to Drew Bennett for 14 yards. Eddie George rushes for one yard. McNair pass is incomplete to Kevin Dyson. George rushes up middle for minus one yard. Joe Nedney kicks a 49-yard field goal with 13:08 remaining in overtime.

September 22, 2002 - CLEVELAND 31, at Tennessee 28: Browns win the toss. Joe Nedney kicks ball into end zone for touchback. Jamel White rushes for six yards to Cleveland 26. Tim Couch passes to Jamel White for -1 yard to Cleveland 25. Couch passes for 10 yards to Quincy Morgan to Cleveland 35. White rushes off-tackle for 12 yards to Cleveland 47. Couch passes to Andre Davis for 31 yards to Tennessee 22. White rushes off tackle for five yards, then off left guard for two yards to Tennessee 15. Phil Dawson kicks a 33-yard field goal with 10:51 remaining in overtime.

December 1, 2002 - TENNESSEE 32, at N.Y. Giants 29: Giants win toss. Joe Nedney kicks off to Delvin Joyce, who returns the kickoff 38 yards to the New York 40. Kerry Collins passes to Ron Dixon for 14 yards to Tennessee 46. Tiki Barber rushes around the left side for two yards to Tennessee 44. Collins passes for 12 yards to Tennessee 32, but offensive pass interference is called on Amani Toomer, placing ball at New York 46. Collins passes incomplete to Barber. Collins sacked by Carlos Hall at New York 46. Matt Allen punts 34 yards to Tennessee 20. Steve McNair passes for 12 yards to Drew Bennett to Tennessee 32. McNair passes incomplete to Derrick Mason. McNair passes 23 yards to John Simon to New York 45. McNair passes 12 yards to Mason to New York 33. Robert Holcombe runs off right guard for 14 yards to New York 19. Holcombe rushes off left guard for minus 1 yard. Joe Nedney kicks 38-yard field goal with 10:00 remaining in overtime.

*****January 11, 2003 - at TENNESSEE 34, Pittsburgh 31:** Titans win the toss. Jeff Reed kicks off to John Simon, who returns kickoff 21 yards to Tennessee 31. Steve McNair passes incomplete to Robert Holcombe. McNair passes for 31 yards to Justin McCareins to Pittsburgh 38. McNair passes for 22 yards to Justin McCareins to Pittsburgh 16. Holcombe rushes up the middle for three yards to Pittsburgh 13. Joe Nedney connects on 31-yard field goal, but Pittsburgh calls timeout just before ball is snapped, so play does not count. Nedney then misses 31-yard field goal wide-right, but Dewayne Washington is flagged for roughing the kicker. Nedney makes good on 26-yard field goal with 12:49 remaining in overtime.

November 14, 2004 - CHICAGO 19, at Tennessee 17: Bears win the toss and control the ball at their own 26-yard line. They advance to the Chicago 48 before punting to the Tennessee 9. Billy Volek, who started at quarterback for an injured Steve McNair (sternum), throws an incomplete pass and then is sacked for a four-yard loss. On third down, Volek is sacked in the end zone by Adewale Ogunleye and fumbles. The ball is recovered in the end zone by Titans right tackle Fred Miller, who is tackled in the end zone for a safety. It is the first overtime game to end in a safety since Nov. 5, 1989, when Minnesota beat the L.A. Rams, 23-21.

December 10, 2006 - TENNESSEE 26, at Houston 20: Titans win the toss. Kris Brown kicks off to Pacman Jones, who returns it 36 yards to Tennessee's 43. Travis Henry rushes for one yard to Tennessee 44. Vince Young passes incomplete to Drew Bennett, but Houston is penalized for defensive holding, giving Titans a first down at the Tennessee 49. Chris Brown rushes up the middle for 16 yards to Houston's 35-yard line. Chris Brown is stopped for no gain, but Tennessee is penalized for offensive holding, moving ball to Houston's 45. Chris Brown rushes for five yards to Houston's 40. Vince Young passes to Ahmard Hall for one yard to Houston's 39. On 3rd-and-14, Vince Young drops back, then scrambles up the middle 39 yards for the game-winning touchdown with 11:24 remaining in overtime.

December 9, 2007 - SAN DIEGO 23, at Tennessee 17: Chargers win the toss. Rob Bironas kicks off into end zone for touchback. Chargers drive to their own 47-yard line. M. Scifres punts 51 yards to Tennessee 2. LenDale White carries for 3 and 5 yards, but an incompleteness on third down forces a punt. Craig Hentrich punts 57 yards to San Diego 38. After consecutive Tomlinson carries, Rivers passes for 11 yards to Antonio Gates to Tennessee 31. Tomlinson runs three yards to Tennessee 28. Rivers passes for 12 yards to Vincent Jackson to Tennessee 16. Tomlinson runs for game-winning 16-yard touchdown with 7:35 remaining in overtime.

November 2, 2008 - at TENNESSEE 19, Green Bay 16: Tennessee wins the toss. Mason Crosby kicks off to Chris Carr, who returns the kickoff 23 yards to the Tennessee 22. On third-and-six from the Tennessee 26, Kerry Collins passes to Chris Johnson for 16 yards. Johnson then gains 14 yards on a carry. On third-and-four from the Green Bay 38, LenDale White rushes

OVERTIME HISTORY

for seven yards. After consecutive rushes by Johnson of five and three yards to the Green Bay 23, Rob Bironas kicks a game-winning 41-yard field goal on third down.

September 9, 2009 – at PITTSBURGH 13, Tennessee 10: Pittsburgh wins the toss. Rob Bironas kicks off to Stefan Logan, who returns the kick to the 24-yard line. The Steelers pick up first downs on an 11-yard reception by Hines Ward and a two-yard run by Mewelde Moore. On third-and-one at the Tennessee 48-yard line, quarterback Ben Roethlisberger completes an 11-yard pass to Antonio Holmes. From the Tennessee 37, Roethlisberger finds Mike Wallace for a 22-yard reception. Jeff Reed makes a 33-yard field goal to win the game with 10:28 on the clock.

December 20, 2009 – at TENNESSEE 27, Miami 24: Miami wins the toss. After a 23-yard kickoff return by Ted Ginn, quarterback Chad Henne finds fullback Lousaka Polite for a four-yard completion. A pass attempt on second down falls incomplete. On third-and-six from the Miami 27, Henne's pass intended for Davone Bess is intercepted by Titans safety Michael Griffin at the Miami 45. A three-yard return is followed by a 15-yard unnecessary roughness penalty on Miami receiver Greg Camarillo. After three running plays by the Titans netting minus-one yard, Rob Bironas kicks a 46-yard field goal to win the game.

November 21, 2010 – WASHINGTON 19, at Tennessee 16: Tennessee wins the toss. Graham Gano kicks off to Marc Mariani, who returns the ball 30 yards to the 33-yard line. After a 15-yard run by Chris Johnson, Johnson is stopped for no gain, and Rusty Smith throws two incomplete passes. Brett Kern punts to Brandon Banks, who calls for fair catch at the 13-yard line. Donovan McNabb completes a 26-yard pass to Chris Cooley. On second-and-22 from the 27, McNabb is intercepted by Alterraun Verner. However, the pass is ruled incomplete after a replay review, and an unnecessary roughness penalty on Tennessee's Jason Babin is enforced, providing a first down at the 42. A roughing the passer penalty is called on Will Witherspoon. McNabb completes a 10-yard pass to Santana Moss. On second-and-nine from the Tennessee 30, Verner is called for illegal contact. Four plays later, Gano wins the game on a 43-yard field goal with 8:17 remaining in overtime.

September 23, 2012 – at TENNESSEE 44, Detroit 41: Tennessee wins the coin toss in the franchise's first overtime under the modified overtime format. From the 20-yard line, Jake Locker completes a 24-yard pass to tight end Craig Stevens. On third-and-16 from the Tennessee 38-yard line, a defensive holding penalty gives the Titans another first down. Another 24-yard reception by Stevens was reversed upon replay review, but an unnecessary roughness penalty against Detroit on the same play put the ball at Detroit's 29-yard line. After receptions of 13 and seven yards by Damian Williams, Rob Bironas makes a 26-yard field goal. On Detroit's ensuing possession, Shaun Hill completes passes of 17 yards to tight end Brandon Pettigrew and 26 yards to receiver Calvin Johnson. A nine-yard run by Joique Bell resulted in a first down at the Tennessee 16-yard line. But on fourth-and-one from the seven-yard line, Hill was stuffed for a one-yard loss

on a quarterback sneak.

October 28, 2012 – INDIANAPOLIS 19, at Tennessee 13: Indianapolis wins the toss. After a touchback on Rob Bironas' kickoff, Colts running back Donald Brown takes a handoff on six consecutive plays (first carry nullified by a Titans penalty), gaining 35 total yards. Andrew Luck then completes a 20-yard pass to wide receiver Reggie Wayne. Finally, on second-and-10 from the Tennessee 16-yard line, Luck completes a short pass to running back Vick Ballard, who dives to the front left pylon for a touchdown. A replay review upholds the ruling on the field.

September 15, 2013 – at HOUSTON 30, Tennessee 24: Houston wins the toss. Keshawn Martin returns Rob Bironas' kickoff to the Houston 22-yard-line, followed by an 18-yard completion from Matt Schaub to tight end Garrett Graham. Arian Foster rushes for five yards and 16 yards on consecutive carries, and Ben Tate carries for 13 yards on the following play. Three plays later, Schaub finds rookie receiver DeAndre Hopkins for a 26-yard pass, setting up first-and-goal on the one-yard line. On third down, Schaub and Hopkins connect again, this time for the game-winning, three-yard touchdown pass. A replay review upholds the touchdown call.

December 15, 2013 – ARIZONA 37, at Tennessee 34: After the Titans score 17 points in the final four minutes of regulation to force overtime, they win the coin toss to begin overtime. On the second play from scrimmage in the extra period, Ryan Fitzpatrick completes a 33-yard pass to receiver Nate Washington. However, on the next play, Fitzpatrick's pass is intercepted by cornerback Antoine Cason at the Arizona 30-yard line. The Cardinals then drive 31 yards, including 22 total rushing yards by Rashard Mendenhall and a nine-yard pass from Carson Palmer to tight end Jim Dray. On third-and-12 from the 33-yard line, Jay Feely makes the game-winning, 41-yard field goal.

November 8, 2015 – TENNESSEE 34, at New Orleans 28: Tennessee wins the coin toss. From the 20-yard line, Marcus Mariota completes a 14-yard pass to Dorial Green-Beckham, which is followed by a 15-yard run by Antonio Andrews. Mariota connects with tight end Craig Stevens for a 24-yard gain, and then, on third-and-two from the 17-yard line, Green-Beckham records a nine-yard catch. On second-and-goal from the five-yard line, Mariota finds tight end Anthony Fasano in the end zone for the franchise's first game-winning touchdown pass in overtime.

* AFL Championship Game

** Wild Card Playoff Game

*** AFC Divisional Playoff Game

HOTTEST/COLDEST GAMES

FIVE HOTTEST GAMES

DATE	OPPONENT	SCORE	WEATHER
9/11/83	at L.A. Raiders	6-20 (L)	96°, clear
9/9/90	at Atlanta	27-47 (L)	94°, partly cloudy
10/7/62	BUFFALO	17-14 (W)	93°, showers
9/14/65	N.Y. JETS	27-21 (W)	93°, sunny
10/6/63	at Kansas City	7-28 (L)	92°, sunny

12 COLDEST GAMES

DATE	OPPONENT	SCORE	WEATHER
12/18/16	at Kansas City	19-17 (W)	1°, clear (-9° wind chill)
*1/10/04	at New England	14-17 (L)	4°, clear (-10° wind chill)
12/11/77	at Cleveland	19-15 (W)	7°, clear (-7° wind chill)
12/17/89	at Cincinnati	7-61 (L)	9°, overcast (0° wind chill)
12/8/13	at Denver	28-51 (L)	18°, clear (11° wind chill)
12/26/10	at Kansas City	14-34 (L)	19°, cloudy (10° wind chill)
12/17/00	at Cleveland	24-0 (W)	20°, snow (-10° wind chill)
12/14/80	at Green Bay	22-3 (W)	20°, clear (9° wind chill)
*1/6/80	at Pittsburgh	13-27 (L)	22°, part. cloudy (12° wind chill)
12/15/85	at Cleveland	21-28 (L)	22°, overcast (-7° wind chill)
12/18/88	at Cleveland	23-28 (L)	22°, overcast (0° wind chill)
12/16/07	at Kansas City	26-17 (W)	22°, clear (14° wind chill)

* Playoff game

ALL-TIME OFFENSIVE YARDS AND RANKINGS

Year	Total Plays	First Downs	Rush Yards (Rank)	Net Pass Yards (Rank)	Total Yards (Rank)	Total Points
1960	930	262	1,565 (3)	3,371 (1)	4,936 (1)	379
1961	964	293	1,896 (2)	4,392 (1)	6,288 (1)	513
1962	943	266	1,742 (4)	3,229 (2)	4,971 (2)	387
1963	870	254	1,210 (7)	3,222 (1)	4,432 (4)	302
1964	942	284	1,347 (7)	3,527 (2)	4,874 (4)	310
1965	905	227	1,178 (7)	2,813 (2)	3,991 (5)	298
1966	926	246	1,515 (5)	2,897 (4)	4,412 (7)	335
1967	828	207	2,122 (1)	1,381 (9)	3,503 (8)	258
1968	905	240	1,804 (4)	2,548 (4)	4,352 (5)	303
1969	965	256	1,706 (5)	2,825 (2)	4,531 (4)	278
1970	922	232	1,556 (19)	2,506 (7)	4,062 (10)	217
1971	815	201	1,106 (26)	2,409 (6)	3,515 (22)	251
1972	817	183	1,518 (23)	1,673 (23)	3,191 (26)	164
1973	840	193	1,388 (26)	1,919 (16)	3,307 (24)	199
1974	817	200	1,361 (26)	1,977 (20)	3,338 (24)	236
1975	900	234	2,068 (12)	1,869 (23)	3,937 (19)	293
1976	878	199	1,498 (27)	2,072 (15)	3,570 (24)	222
1977	879	228	1,989 (14)	1,875 (17)	3,864 (18)	299
1978	993	276	2,476 (6)	2,338 (18)	4,814 (16)	283
1979	1,034	268	2,571 (4)	2,256 (25)	4,827 (22)	362
1980	1,063	329	2,635 (2)	3,007 (17)	5,642 (4)	295
1981	947	241	1,734 (23)	2,777 (23)	4,511 (27)	281
1982	551	138	799 (26)	1,574 (19)	2,373 (28)	136
1983	1,033	295	1,998 (18)	2,902 (23)	4,900 (24)	288
1984	969	284	1,656 (23)	3,228 (17)	4,884 (23)	240
1985	998	270	1,570 (25)	3,082 (19)	4,652 (24)	284
1986	1,089	299	1,700 (19)	3,449 (13)	5,149 (16)	274
1987	998	294	1,923 (14)	3,300 (7)	5,223 (8)	345
1988	1,010	308	2,249 (4t)	2,956 (22)	5,205 (14)	424
1989	1,028	327	1,928 (12)	3,499 (10)	5,427 (9)	365
1990	1,006	376	1,417 (24)	4,805 (1)	6,222 (1)	405
1991	1,022	353	1,366 (23)	4,621 (1)	5,987 (2)	386
1992	958	339	1,626 (18)	4,029 (1)	5,655 (3)	352
1993	1,066	330	1,792 (12)	3,866 (3)	5,658 (3)	368
1994	1,036	278	1,682 (12)	2,799 (25)	4,481 (26)	226
1995	1,046	295	1,664 (18)	3,241 (19)	4,905 (23)	348
1996	972	287	1,950 (6)	3,098 (21)	5,048 (18)	345
1997	993	288	2,414 (3)	2,505 (29)	4,919 (18)	333
1998	1,016	308	1,970 (9)	3,291 (15)	5,261 (9)	330
1999	1,011	294	1,811 (13)	3,479 (13t)	5,290 (13)	392
2000	1,036	299	2,084 (7)	3,266 (16)	5,350 (14)	346
2001	1,026	288	1,794 (12)	3,558 (8t)	5,352 (8)	336
2002	1,032	312	1,952 (11)	3,320 (20)	5,272 (17)	367
2003	1,013	310	1,623 (26)	3,878 (5)	5,501 (8)	435
2004	1,053	308	1,871 (14)	3,616 (10)	5,487 (11)	344
2005	1,022	279	1,525 (23)	3,597 (9)	5,122 (17)	299
2006	945	261	2,214 (5)	2,596 (30)	4,810 (27)	324
2007	1,037	306	2,109 (5)	2,878 (27)	4,987 (21)	301
2008	973	268	2,199 (7)	2,819 (27)	5,018 (21)	375
2009	990	288	2,592 (2)	3,031 (23)	5,623 (12)	354
2010	907	252	1,727 (17)	3,107 (25)	4,834 (27)	356
2011	984	281	1,438 (31)	3,923 (12)	5,361 (17)	325
2012	957	260	1,687 (21)	3,323 (22)	5,010 (26)	330
2013	1,032	311	1,894 (14)	3,496 (21)	5,390 (22)	362
2014	919	258	1,447 (26)	3,412 (22)	4,859 (29)	254
2015	976	298	1,485 (25)	3,503 (25t)	4,988 (30)	299
2016	1,008	322	2,187 (3)	3,541 (25)	5,728 (11)	381

ALL-TIME DEFENSIVE YARDS AND RANKINGS

Year	Total Plays	First Downs	Rush Yards (Rank)	Net Pass Yards (Rank)	Total Yards (Rank)	Total Points
1960	995	282	1,027 (2)	3,874 (8)	4,901 (6)	285
1961	899	235	1,634 (6)	2,391 (2)	4,025 (2)	242
1962	880	217	1,569 (3)	2,561 (2)	4,130 (2)	270
1963	873	256	1,710 (7)	2,606 (3)	4,316 (6)	372
1964	896	267	1,961 (7)	3,280 (6)	5,241 (8)	355
1965	946	271	2,683 (8)	2,470 (2)	5,153 (8)	429
1966	881	244	1,833 (7)	3,162 (8)	4,995 (9)	396
1967	910	233	1,637 (7)	2,418 (3)	4,055 (4)	199
1968	854	198	1,704 (4)	1,671 (1)	3,375 (1)	248
1969	833	183	1,556 (5)	2,217 (2)	3,773 (2)	279
1970	840	227	1,793 (17)	2,605 (24)	4,398 (25)	352
1971	880	237	1,723 (11)	2,072 (10)	3,795 (9)	330
1972	894	263	2,591 (25)	2,143 (11)	4,734 (23)	380
1973	929	274	2,410 (23)	2,237 (20)	4,647 (24)	447
1974	919	268	2,050 (19)	2,375 (20)	4,425 (22)	282
1975	952	264	1,680 (3)	2,457 (17)	4,137 (11)	226
1976	935	226	2,072 (16)	1,915 (8)	3,987 (10)	273
1977	933	247	1,815 (10)	2,142 (20)	3,957 (14)	230
1978	1,021	292	2,072 (9)	2,842 (24)	4,914 (17t)	298
1979	1,038	304	2,225 (17)	2,765 (14)	4,990 (13)	331
1980	932	259	1,811 (8)	2,801 (4)	4,612 (5)	251
1981	1,084	325	2,411 (24)	3,315 (17)	5,726 (24)	355
1982	613	187	1,225 (23)	2,213 (25)	3,438 (28)	245
1983	1,031	332	2,787 (28)	2,845 (4)	5,632 (22)	460
1984	1,075	345	2,789 (28)	3,179 (11)	5,968 (27)	437
1985	1,091	356	2,814 (28)	3,341 (18)	6,155 (27)	412
1986	1,054	285	2,035 (20)	2,999 (8)	5,034 (13)	329
1987	976	287	1,848 (17)	3,145 (17)	4,993 (17)	349
1988	985	304	1,592 (4)	3,266 (13)	4,858 (8)	365
1989	940	314	1,669 (9)	3,542 (17)	5,211 (13)	412
1990	890	279	1,575 (8)	3,060 (14)	4,635 (11)	307
1991	984	280	1,540 (6)	3,208 (14)	4,748 (9)	251
1992	907	254	1,634 (9)	2,577 (3)	4,211 (3)	258
1993	1,003	289	1,273 (1)	3,601 (23)	4,874 (14)	238
1994	971	275	2,120 (28)	2,795 (2)	4,915 (9)	352
1995	983	267	1,526 (8)	3,125 (3)	4,651 (5)	324
1996	956	271	1,385 (2)	3,225 (13)	4,610 (6)	319
1997	992	292	1,573 (4)	3,658 (27)	5,231 (22)	310
1998	955	279	1,610 (9t)	3,511 (20)	5,121 (16)	320
1999	994	300	1,550 (10)	3,695 (25)	5,245 (17)	324
2000	908	215	1,390 (3)	2,423 (1)	3,813 (1)	191
2001	996	300	1,431 (5)	4,084 (31)	5,515 (25)	388
2002	974	297	1,424 (2)	3,540 (25)	4,964 (10)	324
2003	926	275	1,295 (1)	3,606 (30)	4,901 (12)	324
2004	977	318	1,917 (18)	3,807 (26)	5,724 (27)	439
2005	960	294	1,894 (22)	3,216 (17)	5,110 (19)	421
2006	1,062	329	2,313 (30)	3,602 (27)	5,915 (32)	400
2007	978	268	1,478 (5)	3,187 (10)	4,665 (5)	297
2008	1,022	276	1,502 (6)	3,196 (9)	4,698 (7)	234
2009	1,038	323	1,711 (10t)	4,139 (31)	5,850 (28)	402
2010	1,139	356	1,851 (20)	4,032 (29)	5,883 (26)	339
2011	1,080	324	2,053 (24)	3,629 (14)	5,682 (T-18)	317
2012	1,086	358	2,035 (24)	3,964 (26)	5,999 (27)	471
2013	1,027	329	1,795 (20)	3,612 (11)	5,407 (14)	381
2014	1,099	357	2,195 (31)	3,773 (15)	5,968 (27)	438
2015	1,003	317	1,797 (18)	3,678 (7)	5,475 (12)	423
2016	1,031	324	1,413 (2)	4,307 (30)	5,720 (20)	378

2016 ATTENDANCE

2016 PRESEASON

Home

San Diego Chargers	60,597
Carolina Panthers	60,802
Total:	121,399

Away

@ Oakland Raiders	53,300
@ Miami Dolphins	48,192
Total:	101,492

2016 REGULAR SEASON

Home

Minnesota Vikings	63,816
Oakland Raiders	62,370
Cleveland Browns	60,897
Indianapolis Colts	65,470
Jacksonville Jaguars	61,619
Green Bay Packers	69,116
Denver Broncos	68,780
Houston Texans	65,205

Regular Season Total: 517,273
Regular Season Average: 64,659

Away

@ Detroit Lions	58,466
@ Houston Texans	71,815
@ Miami Dolphins	64,425
@ San Diego Chargers	52,281
@ Indianapolis Colts	65,048
@ Chicago Bears	59,494
@ Kansas City Chiefs	68,084
@ Jacksonville Jaguars	59,621

Regular Season Total: 499,234
Regular Season Average: 62,404

Total Attendance (20 games) – 1,239,398 Average – 61,970

Regular Season Total (16 games) – 1,016,507 Average – 63,532

Nissan Stadium Game Totals (10 games) – 638,672 . Average – 63,867



ATTENDANCE RECORDS

Total Combined Regular Season

1,115,265 (2010 – 16 games)
1,098,921 (2007 – 16 games)
1,097,073 (2006 – 16 games)
1,097,039 (2000 – 16 games)
1,096,866 (2014 – 16 games)
1,089,472 (2001 – 16 games)
1,088,061 (2008 – 16 games)
1,087,279 (2003 – 16 games)
1,086,095 (2009 – 16 games)
1,077,697 (2011 – 16 games)
1,070,701 (2012 – 16 games)
1,059,178 (2005 – 16 games)
1,057,807 (2013 – 16 games)
1,051,730 (2004 – 16 games)
1,050,989 (2002 – 16 games)
1,045,359 (2015 – 16 games)
1,016,507 (2016 – 16 games)

Total Home Regular Season

553,192 (2005 – 8 games)
553,144 (2006–2014, 8 games per season)
551,210 (2004 – 8 games)
550,472 (2003 – 8 games)
550,437 (2002 – 8 games)
550,393 (2001 – 8 games)
547,524 (2000 – 8 games)
528,890 (1999 – 8 games)
517,273 (2016 – 8 games)
498,435 (2015 – 8 games)
482,726 (1991 – 8 games)

Regular Season Home Game

69,149 – eight games in 2005

Away Game

90,616 (at Dallas, 2010)
88,550 (at Washington, 2006)

Postseason Game

80,023 (at Buffalo, 1989)

Largest Nissan Stadium Attendance

69,149 – eight games in 2005

Largest Vanderbilt Stadium Attendance

41,121 (vs. Minnesota, 1998)

Largest Liberty Bowl Att. (Memphis)

50,677 (vs. Pittsburgh, 1997)

Largest Astrodome Att. (Houston)

64,934 (vs. Pittsburgh, 1992)
64,184 (vs. Kansas City, 1994)**

Largest Rice Stadium Att. (Houston)

52,580 (vs. N.Y. Jets, 1965)
36,375 (vs. Oakland, 1967)

Largest Jeppesen Stadium Att. (Houston)

37,981 (vs. Dallas Texans, 1962)***
37,854 (vs. San Diego, 1961)

*AFC Wild Card Game
 **AFC Divisional Playoff
 ***AFL Championship Game

ALL-TIME ATTENDANCE TOTALS

YEARLY TOTALS				HOME TOTALS				AWAY TOTALS			
Year	Attendance	Games	Average	Year	Attendance	Games	Average	Year	Attendance	Games	Average
1960	272,940	14	19,496	1960	140,136	7	20,019	1960	132,804	7	18,972
1961	316,379	14	22,599	1961	195,024	7	27,861	1961	121,355	7	17,336
1962	295,108	14	21,079	1962	200,285	7	28,612	1962	94,823	7	13,546
1963	337,235	14	24,088	1963	163,372	7	23,339	1963	173,863	7	24,838
1964	327,284	14	23,377	1964	141,777	7	20,254	1964	185,507	7	26,501
1965	450,249	14	32,161	1965	240,857	7	34,408	1965	209,392	7	29,913
1966	411,555	14	29,397	1966	177,896	7	25,414	1966	233,659	7	33,380
1967	447,385	14	31,956	1967	185,129	7	26,447	1967	262,256	7	37,465
1968	569,255	14	40,661	1968	283,383	7	40,483	1968	285,872	7	40,839
1969	599,862	14	42,847	1969	309,420	7	44,203	1969	290,442	7	41,492
1970	659,432	14	47,102	1970	294,425	7	42,061	1970	365,007	7	52,144
1971	658,611	14	47,044	1971	289,954	7	41,422	1971	368,657	7	52,665
1972	684,790	14	48,914	1972	285,851	7	40,836	1972	398,939	7	56,991
1973	593,244	14	42,375	1973	219,386	7	31,341	1973	373,858	7	53,408
1974	614,609	14	43,901	1974	237,403	7	33,915	1974	377,206	7	53,887
1975	718,775	14	51,341	1975	336,458	7	48,065	1975	382,317	7	54,617
1976	713,217	14	50,944	1976	331,895	7	47,414	1976	381,322	7	54,475
1977	721,334	14	51,524	1977	345,820	7	49,403	1977	375,514	7	53,645
1978	872,727	16	54,545	1978	411,652	8	51,457	1978	461,075	8	57,634
1979	855,514	16	53,470	1979	396,580	8	49,573	1979	458,934	8	57,367
1980	898,625	16	56,164	1980	398,699	8	49,837	1980	499,926	8	62,491
1981	845,112	16	52,280	1981	355,259	8	44,407	1981	489,853	8	61,232
1982	402,513	9	44,724	1982	200,340	5	40,068	1982	202,173	4	50,543
1983	707,215	16	44,201	1983	321,440	8	40,180	1983	385,775	8	48,222
1984	707,644	16	44,228	1984	323,533	8	40,442	1984	384,111	8	48,014
1985	734,041	16	45,878	1985	329,445	8	41,181	1985	404,596	8	50,575
1986	693,294	16	43,331	1986	303,786	8	37,973	1986	389,508	8	48,689
1987	685,703	15	45,714	1987	259,875	7	37,125	1987	425,828	8	53,229
1988	845,396	16	52,838	1988	365,981	8	45,748	1988	479,415	8	59,927
1989	889,424	16	55,589	1989	451,027	8	56,378	1989	438,397	8	54,800
1990	917,819	16	57,364	1990	449,275	8	56,159	1990	468,544	8	58,568
1991	921,346	16	57,584	1991	482,726	8	60,341	1991	438,620	8	54,828
1992	965,366	16	60,335	1992	479,428	8	59,928	1992	485,938	8	60,743
1993	944,071	16	59,004	1993	452,522	8	56,565	1993	491,549	8	61,444
1994	822,738	16	51,421	1994	353,514	8	44,189	1994	469,224	8	58,653
1995	764,253	16	47,766	1995	288,860	8	36,108	1995	475,393	8	59,424
1996	604,633	16	37,790	1996	254,600	8	31,825	1996	350,033	8	43,754
1997	683,765	16	42,735	1997	224,757	8	28,095	1997	459,008	8	57,376
1998	791,806	16	49,487	1998	299,555	8	37,444	1998	492,251	8	61,531
1999	1,017,727	16	63,608	1999	528,890	8	66,111	1999	488,837	8	61,105
2000	1,097,039	16	68,565	2000	547,524	8	68,441	2000	549,515	8	68,689
2001	1,089,472	16	68,092	2001	550,393	8	68,799	2001	539,079	8	67,385
2002	1,050,989	16	65,687	2002	550,437	8	68,805	2002	500,552	8	62,569
2003	1,087,279	16	67,955	2003	550,472	8	68,809	2003	536,807	8	67,101
2004	1,051,730	16	65,733	2004	551,210	8	68,901	2004	500,520	8	62,565
2005	1,059,178	16	66,199	2005	553,192	8	69,149	2005	505,986	8	63,248
2006	1,097,073	16	68,567	2006	553,144	8	69,143	2006	543,929	8	67,991
2007	1,098,921	16	68,683	2007	553,144	8	69,143	2007	545,777	8	68,222
2008	1,088,061	16	68,004	2008	553,144	8	69,143	2008	534,917	8	66,865
2009	1,086,095	16	67,881	2009	553,144	8	69,143	2009	532,951	8	66,619
2010	1,115,265	16	69,704	2010	553,144	8	69,143	2010	562,121	8	70,265
2011	1,077,697	16	67,356	2011	553,144	8	69,143	2011	524,553	8	65,569
2012	1,070,701	16	66,919	2012	553,144	8	69,143	2012	517,557	8	64,695
2013	1,057,807	16	66,113	2013	553,144	8	69,143	2013	504,663	8	63,083
2014	1,096,866	16	68,554	2014	553,144	8	69,143	2014	543,722	8	67,965
2015	1,045,359	16	65,335	2015	498,435	8	62,304	2015	546,924	8	68,366
2016	1,016,507	16	63,532	2016	517,273	8	63,532	2016	499,234	8	62,404
Totals	45,254,035	868	52,136	Totals	21,707,447	434	50,017	Totals	23,640,588	434	54,471



TENNESSEE
TITANS

PLAYOFF HISTORY

FRANCHISE PLAYOFF GAME HISTORY

SEASON/DATE	DAY	ROUND	OPPONENT	SITE	RESULT	SCORE	
						TITANS	OPP.
1960 (10-4 regular season, 6-1 home, 4-3 road, First Place AFL East, Head Coach -- Lou Rymkus)							
01/01/61	Sunday	AFL Championship	LA CHARGERS	Houston (Jeppesen Stadium)	W	24	16
1961 (10-3-1 regular season, 6-1 home, 4-2-1 road, First Place AFL East, Head Coaches -- 5 games Lou Rymkus, 9 games Wally Lemm)							
12/24/61	Sunday	AFL Championship	at San Diego	San Diego (Balboa Stadium)	W	10	3
1962 (11-3 regular season, 6-1 home, 4-2 road, First Place AFL East, Head Coach -- Frank "Pop" Ivy)							
12/23/62	Sunday	AFL Championship	DALLAS TEXANS	Houston (Jeppesen Stadium)	L (2 OT)	17	20
1967 (9-4-1 regular season, 5-2 home, 4-2-1 road, First Place AFL East, Head Coach -- Wally Lemm)							
12/31/67	Sunday	AFL Championship	at Oakland	Oakland (Alameda County Coliseum)	L	7	40
1969 (6-6-2 regular season, 4-2-1 home, 2-4-1 road, Second Place AFL East, Head Coach -- Wally Lemm)							
12/21/69	Sunday	AFL Divisional	at Oakland	Oakland (Alameda County Coliseum)	L	7	56
1978 (10-6 regular season, 5-3 home, 5-3 road, Second Place AFC Central, Head Coach -- O.A. "Bum" Phillips)							
12/24/78	Sunday	Wild Card	at Miami	Miami (Orange Bowl)	W	17	9
12/31/78	Sunday	Divisional	at New England	New England (Schaefer Stadium)	W	31	14
01/07/79	Sunday	Conference	at Pittsburgh	Pittsburgh (Three Rivers Stadium)	L	5	34
1979 (11-5 regular season, 6-2 home, 5-3 road, Second Place AFC Central, Head Coach -- O.A. "Bum" Phillips)							
12/23/79	Sunday	Wild Card	DENVER	Houston (Astrodome)	W	13	7
12/29/79	Saturday	Divisional	at San Diego	San Diego (San Diego Stadium)	W	17	14
01/06/80	Sunday	Conference	at Pittsburgh	Pittsburgh (Three Rivers Stadium)	L	13	27
1980 (11-5 regular season, 6-2 home, 5-3 road, Tied First Place AFC Central, Head Coach -- O.A. "Bum" Phillips)							
12/28/80	Sunday	Wild Card	at Oakland	Oakland (Alameda County Coliseum)	L	7	27
1987 (9-6 regular season, 5-2 home, 4-4 road, Second Place AFC Central, Head Coach -- Jerry Glanville)							
01/03/88	Sunday	Wild Card	SEATTLE	Houston (Astrodome)	W (OT)	23	20
01/10/88	Sunday	Divisional	at Denver	Denver (Mile High Stadium)	L	10	34
1988 (10-6 regular season, 7-1 home, 3-5 road, Tied Second Place AFC Central, Head Coach -- Jerry Glanville)							
12/24/88	Saturday	Wild Card	at Cleveland	Cleveland (Cleveland Stadium)	W	24	23
01/01/89	Sunday	Divisional	at Buffalo	Buffalo (Rich Stadium)	L	10	17
1989 (9-7 regular season, 6-2 home, 3-5 road, Tied Second Place AFC Central, Head Coach -- Jerry Glanville)							
12/31/89	Sunday	Wild Card	PITTSBURGH	Houston (Astrodome)	L (OT)	23	26
1990 (9-7 regular season, 6-2 home, 3-5 road, Tied First Place AFC Central, Head Coach -- Jack Pardee)							
01/06/91	Sunday	Wild Card	at Cincinnati	Cincinnati (Riverfront Stadium)	L	14	41
1991 (11-5 regular season, 7-1 home, 4-4 road, First Place AFC Central, Head Coach -- Jack Pardee)							
12/29/91	Sunday	Wild Card	NY JETS	Houston (Astrodome)	W	17	10
01/04/92	Saturday	Divisional	at Denver	Denver (Mile High Stadium)	L	24	26
1992 (10-6 regular season, 5-3 home, 5-3 road, Second Place AFC Central, Head Coach -- Jack Pardee)							
01/03/93	Sunday	Wild Card	at Buffalo	Buffalo (Rich Stadium)	L (OT)	38	41
1993 (12-4 regular season, 7-1 home, 5-3 road, First Place AFC Central, Head Coach -- Jack Pardee)							
01/16/94	Sunday	Divisional	KANSAS CITY	Houston (Astrodome)	L	20	28
1999 (13-3 regular season, 8-0 home, 5-3 road, Second Place AFC Central, Head Coach -- Jeff Fisher)							
01/08/00	Saturday	Wild Card	BUFFALO	Tennessee (LP Field)	W	22	16
01/16/00	Sunday	Divisional	at Indianapolis	Indianapolis (RCA Dome)	W	19	16
01/23/00	Sunday	Conference	at Jacksonville	Jacksonville (Alltel Stadium)	W	33	14
01/30/00	Sunday	Super Bowl XXXIV	ST. LOUIS	Atlanta (Georgia Dome)	L	16	23
2000 (13-3 regular season, 7-1 home, 6-2 road, First Place AFC Central, Head Coach -- Jeff Fisher)							
01/07/01	Sunday	Divisional	BALTIMORE	Tennessee (LP Field)	L	10	24
2002 (11-5 regular season, 6-2 home, 5-3 road, First Place AFC South, Head Coach -- Jeff Fisher)							
01/11/03	Saturday	Divisional	PITTSBURGH	Tennessee (LP Field)	W (OT)	34	31
01/19/03	Sunday	Conference	at Oakland	Oakland (Network Associates Coliseum)	L	24	41
2003 (12-4 regular season, 7-1 home, 5-3 road, Second Place AFC South, Head Coach -- Jeff Fisher)							
01/03/04	Saturday	Wild Card	at Baltimore	Baltimore (M&T Bank Stadium)	W	20	17
01/10/04	Saturday	Divisional	at New England	New England (Gillette Stadium)	L	14	17
2007 (10-6 regular season, 5-3 home, 5-3 road, Third Place AFC South, Head Coach -- Jeff Fisher)							
01/06/08	Sunday	Wild Card	at San Diego	San Diego (Qualcomm Stadium)	L	6	17
2008 (13-3 regular season, 7-1 home, 6-2 road, First Place AFC South, Head Coach -- Jeff Fisher)							
01/10/09	Saturday	Divisional	BALTIMORE	Tennessee (LP Field)	L	10	13

All-Time Playoff Record: 14-19 (6-5 home, 8-13 road, 0-1 neutral site)

ALL-TIME PLAYOFF LEADERS

CAREER RUSHING YARDS

Player	Games	Att	Yds	Avg	TD
1. Eddie George	9	206	776	3.8	5
2. Earl Campbell	6	135	420	3.1	4
3. Steve McNair	9	54	349	6.5	6
4. Lorenzo White	7	76	264	3.5	1
5. Allen Pinkett	6	47	219	4.7	1
6. Tim Wilson	7	54	174	3.2	0
7. Alonzo Highsmith	5	26	149	5.7	0
8. Mike Rozier	4	48	147	3.1	2
9. Billy Cannon	3	44	135	3.1	0
Rob Carpenter	4	39	135	3.5	0

CAREER RECEPTIONS

Player	Games	Att	Yds	Avg	TD
1. Ernest Givins	10	60	774	12.9	8
2. Haywood Jeffires	8	41	513	12.5	3
3. Drew Hill	8	38	513	13.5	1
4. Frank Wycheck	9	37	313	8.5	1
5. Curtis Duncan	9	34	274	8.1	2
6. Derrick Mason	9	29	312	10.8	1
7. Tim Wilson	7	24	202	8.4	1
8. Eddie George	9	23	149	6.5	0
9. Mike Barber	7	16	329	20.6	2
10. Rob Carpenter	4	15	98	6.5	0

CAREER PASSING YARDS

Player	Games	Att	Cmp	Pct	Yds	TD	Int	Rate
1. Warren Moon	9	351	230	65.5	2578	15	12	87.3
2. Steve McNair	9	282	166	58.9	1591	6	9	68.4
3. Dan Pastorini	5	116	71	61.2	954	4	8	70.1
4. George Blanda	3	117	57	48.7	722	5	10	47.0
5. Pete Beathard	2	81	33	40.7	351	2	4	41.7
6. Kerry Collins	1	42	26	61.9	281	0	1	71.6
7. Ken Stabler	1	26	15	57.7	243	0	2	57.1
8. Cody Carlson	2	33	16	48.5	165	2	1	70.9
9. Vince Young	1	29	16	55.2	138	0	1	53.5
10. Gifford Nielsen	4	24	13	54.2	129	1	2	48.8

CAREER SCORING

Player	Games	TD	PAT	FG	Total
1. Al Del Greco	9	0	21	14	63
2. Ernest Givins	10	8	0	0	48
3. Steve McNair	9	6	0	0	36
Tony Zendejas	5	0	9	9	36
5. Toni Fritsch	7	0	11	8	35
6. Eddie George	5	5	0	0	30
7. Earl Campbell	4	4	0	0	24
8. Haywood Jeffires	8	3	0	0	18
9. George Blanda	3	0	6	3	15
Joe Nedney	2	0	6	3	15

CAREER FIELD GOALS

Player	Games	Made	Att	Pct	Lg
1. Al Del Greco	9	14	22	63.6	53
2. Tony Zendejas	5	9	14	64.3	49
3. Toni Fritsch	7	8	10	80.0	35
4. Rob Bironas	2	3	5	60.0	44
George Blanda	3	3	-	-	46
Joe Nedney	2	3	4	75.0	42
7. Gary Anderson	2	2	3	66.7	46

CAREER PUNTING AVERAGE

Player	Games	Punt	Yds	Avg	TB	In20	Lg
1. Greg Montgomery	8	27	1149	42.6	3	4	59
2. Ode Burrell	1	11	455	41.4	-	-	57
3. Craig Hentrich	11	51	2090	41.0	4	17	66
4. Cliff Parsley	7	40	1607	40.2	-	-	56
5. Jeff Gossett	2	6	239	39.8	0	1	57
6. Jim Norton	4	18	707	39.3	-	-	53
7. Charlie Milstead	1	5	170	34.0	-	-	43

CAREER KICKOFF RETURN YARDS

Player	Games	No	Yds	Avg	TD
1. Derrick Mason	9	17	492	28.9	1
2. Bobby Jancik	2	9	239	26.6	0
3. Allen Pinkett	8	13	221	17.0	0
4. John Simon	2	9	201	22.3	0
5. Justin McCareins	4	8	148	18.5	0
6. Johnnie Dirden	2	5	109	21.8	0
7. Lorenzo White	7	7	108	15.4	0
8. Robert Woods	3	5	104	20.8	0
9. Ode Burrell	2	4	89	22.3	0
10. Zeke Moore	1	3	87	29.0	0

CAREER INTERCEPTIONS

Player	Games	No	Yds	Avg	TD
1. Vernon Perry	4	6	75	12.5	1
2. Gregg Bingham	5	3	38	12.7	0
Bubba McDowell	6	3	90	30.0	1
Mike Reinfeldt	5	3	35	11.7	0
5. Richard Johnson	4	2	25	12.5	0
Samari Rolle	9	2	17	8.5	0
Greg Sternick	5	2	0	0.0	0
8. (20 players tied with one interception)					

CAREER SACKS (SINCE 1970)

Player	No
1. Elvin Bethea	5.0
Andy Dorris	5.0
3. Jason Fisk	3.5
William Fuller	3.0

CAREER TACKLES (SINCE 1974)

Player	No
1. Al Smith	55
2. Keith Bulluck	48
3. Gregg Bingham	45
4. John Grimsley	41

INDIVIDUAL PLAYOFF RECORDS: SERVICE

Most Games, Head Coach

11	Jeff Fisher, 1999-08
7	O.A. "Bum" Phillips, 1978-80
5	Jerry Glanville, 1987-89
5	Jack Pardee, 1990-93

Most Games Won, Head Coach

5	Jeff Fisher, 1999-08
4	O.A. "Bum" Phillips, 1978-80
2	Jerry Glanville, 1987-89

Most Games Lost, Head Coach

6	Jeff Fisher, 1999-08
4	Jack Pardee, 1990-93
3	Jerry Glanville, 1987-89
3	O.A. "Bum" Phillips, 1978-80

INDIVIDUAL PLAYOFF RECORDS: SCORING

POINTS

Most Points, Career

63	Al Del Greco, (21 PAT, 14 FG)
48	Ernest Givins, (8 TD)
36	Steve McNair, (6 TD)
35	Toni Fritsch, (11 PAT, 8 FG)
33	Tony Zendejas, (9 PAT, 8 FG)

Most Points, Game

13	Al Del Greco, @ Indianapolis, 1/16/00
12	Mike Barber, @ New England, 12/31/78
12	Allen Pinkett, @ Cleveland, 12/24/88
12	Ernest Givins, vs. Pittsburgh, 12/31/89
12	Ernest Givins, @ Cincinnati, 1/6/91
12	Ernest Givins, vs. NY Jets, 12/29/91
12	Haywood Jeffires, @ Buffalo, 1/3/93
12	Steve McNair, @ Jacksonville, 1/23/00
12	Steve McNair, @ Oakland, 1/19/03

Most Points, Opponent, Game

18	Andre Reed, @ Buffalo, 1/3/93
16	George Blanda, @ Oakland, 12/31/67
14	Gary Anderson, vs. Pittsburgh, 12/31/89

TOTAL TOUCHDOWNS

Most Touchdowns, Career

8	Ernest Givins, (8 receiving)
6	Steve McNair, (6 rushing)
5	Eddie George, (5 rushing)
4	Earl Campbell, (4 rushing)
3	Haywood Jeffires, (3 receiving)

Most Touchdowns, Game

2	Mike Barber, @ New England, 12/31/78
2	Allen Pinkett, @ Cleveland, 12/24/88
2	Ernest Givins, vs. Pittsburgh, 12/31/89
2	Ernest Givins, @ Cincinnati, 1/6/91
2	Ernest Givins, vs. NY Jets, 12/29/91
2	Haywood Jeffires, @ Buffalo, 1/3/93
2	Steve McNair, @ Jacksonville, 1/23/00
2	Eddie George, vs. St. Louis, 1/30/00
2	Steve McNair, @ Oakland, 1/19/03

Most Touchdowns, Opponent, Game

3	Andre Reed, @ Buffalo, 1/3/91
---	-------------------------------

Most Consecutive Games Scoring Touchdown

3	Ernest Givins, 1989-91
3	Eddie George, 1999-02
2	6 times, last by Steve McNair, 2002

POINTS AFTER TOUCHDOWN

Most Attempts, Career

21	Al Del Greco, 1991-93, 99-00
11	Toni Fritsch, 1979-80
9	Tony Zendejas, 1987-89

Most Attempts, Game

5	Al Del Greco, @ Buffalo, 1/3/93
4	Toni Fritsch, @ New England, 12/31/78
4	Al Del Greco, @ Jacksonville, 1/23/00
4	Joe Nedney, vs. Pittsburgh, 1/11/03

Most Made, Career

21	Al Del Greco, 1991-93, 99-00
11	Toni Fritsch, 1978-80
9	Tony Zendejas, 1987-89

Most Made, Game

5	Al Del Greco, @ Buffalo, 1/3/93
4	Al Del Greco, @ Indianapolis, 1/16/00
4	Toni Fritsch, @ New England, 12/31/78
4	Al Del Greco, @ Jacksonville, 1/23/00
4	Joe Nedney, vs. Pittsburgh, 1/11/03

Most Made, Opponent, Game

8	George Blanda, @ Oakland, 12/21/69
5	Jim Breech, @ Cincinnati, 1/6/91
5	Steve Christie, @ Buffalo, 1/3/93
5	Sabastian Janikowski, @ Oakland, 1/19/03

Most Made, No Misses, Career

21	Al Del Greco, 1991-93, 99-00
11	Toni Fritsch, 1978-80
9	Tony Zendejas, 1987-89

FIELD GOALS

Most Attempted, Career

22	Al Del Greco, 1991-93, 99-00
14	Tony Zendejas, 1987-89
9	Toni Fritsch, 1978-80

Most Attempted, Game

5	Tony Zendejas, vs. Seattle, 1/3/89
4	Al Del Greco, @ Indianapolis, 1/16/00
4	Al Del Greco, vs. Baltimore, 1/7/01
4	Tony Zendejas, vs. Pittsburgh, 12/31/88
4	Jeff Reed, vs. Pittsburgh, 1/11/03

Most Attempted, Opponent, Game

4	Jeff Wilkins, vs. St. Louis, 1/30/00
4	Roy Gerela, @ Pittsburgh, 1/7/79
4	Gary Anderson, vs. Pittsburgh, 12/31/89

Most Made, Career

14	Al Del Greco, 1991-93, 99-00
9	Tony Zendejas, 1987-89
7	Toni Fritsch, 1978-80

Most Made, Game

4	Al Del Greco, @ Indianapolis, 1/16/00
3	Al Del Greco, vs. Buffalo, 1/8/00
3	Tony Zendejas, vs. Seattle, 1/3/88
3	Tony Zendejas, vs. Pittsburgh, 12/31/89

Most Made, Opponent, Game

4	Roy Gerela, @ Pittsburgh, 1/7/79
3	Mike Vanderjagt, @ Indianapolis, 1/16/00
3	Jeff Wilkins, vs. St. Louis, 1/30/00
3	Ben Agajanian, vs. LA Chargers, 1/1/61
3	Matt Bahr, @ Cleveland, 12/24/88
3	Jeff Reed, vs. Pittsburgh, 1/11/03

Most Consecutive Games Made

9	Al Del Greco, 1991-93, 99-00
6	Toni Fritsch, 1978-80
5	Tony Zendejas, 1987-89

Longest Field Goal

53	Al Del Greco, vs. NY Jets, 12/29/91
49	Al Del Greco, @ Indianapolis, 1/16/00
49	Tony Zendejas, vs. Seattle, 1/3/88
49	Tony Zendejas, @ Cleveland, 12/24/88
49	Al Del Greco, vs. Kansas City, 1/16/94

Highest Field Goal Percentage (5 attempts)

77.8	Toni Fritsch, 6 games (7-9)
64.3	Tony Zendejas, 5 games (9-14)
63.6	Al Del Greco, 9 games (14-22)

SAFETIES

Most, Career

1	Jevon Kearse, 1999
1	Ted Washington, 1979

Most, Game

1	Jevon Kearse, vs. Buffalo, 1/8/00
1	Ted Washington, @ Pittsburgh, 1/7/79

INDIVIDUAL PLAYOFF RECORDS: RUSHING

RUSHING ATTEMPTS

Most Attempts, Career

206	Eddie George, 9 games
135	Earl Campbell, 8 games
76	Lorenzo White, 7 games
54	Steve McNair, 9 games

Most Attempts, Game

29	Eddie George, vs. Buffalo, 1/8/00
28	Eddie George, vs. St. Louis, 1/30/00
27	Earl Campbell, @ New England, 12/31/78
27	Earl Campbell, @ Oakland, 12/23/80
27	Eddie George, vs. Baltimore, 1/7/01
25	Eddie George, @ Baltimore, 1/3/04

RUSHING YARDS

Most Yards Gained, Career

776	Eddie George, 9 games
420	Earl Campbell, 8 games
349	Steve McNair, 9 games
264	Lorenzo White, 7 games
219	Allen Pinkett, 6 games

Most Yards Gained, Game

162	Eddie George, @ Indianapolis, 1/16/00
118	Earl Campbell, @ New England, 12/31/78
106	Eddie George, vs. Buffalo, 1/8/00

Longest Run From Scrimmage

68t	Eddie George, @ Indianapolis, 1/16/00
51	Steve McNair, @ Jacksonville, 1/23/00
35	Earl Campbell, @ New England, 12/31/78

Highest Average Gain, Career (40 carries)

6.46	Steve McNair, 9 games (54-349)
4.66	Allen Pinkett, 6 games (47-219)
3.77	Eddie George, 9 games (206-776)
3.47	Lorenzo White, 5 games (76-264)
3.11	Earl Campbell, 8 games (135-420)

Highest Average Gain, Game (10 carries)

6.5	Chris Johnson, vs. Baltimore, 1/10/09 (11-72)
6.23	Eddie George, @ Indianapolis, 1/16/00 (26-162)

4.37	Earl Campbell, @ New England, 12/31/78 (27-118)
------	---

RUSHING TOUCHDOWNS

Most Touchdowns, Career

6	Steve McNair, 9 games
5	Eddie George, 9 games
4	Earl Campbell, 8 games
2	Mike Rozier, 4 games

Most Touchdowns, Game

2	Eddie George, vs. St. Louis, 1/30/00
2	Steve McNair, @ Jacksonville, 1/23/00
2	Steve McNair, @ Oakland, 1/19/03
1	18 times, last by Chris Johnson vs. Bal., 1/10/09

Most Consecutive Games Rushing for TD's

3	Eddie George, 1999-02
2	Chris Brown, 2004
2	Steve McNair, 2002
2	Earl Campbell, 1978

INDIVIDUAL PLAYOFF RECORDS: PASSING

PASSER RATING

Passer Rating, Career (min. 100 attempts)

87.3	Warren Moon, 9 games
72.3	Dan Pastorini, 5 games
68.4	Steve McNair, 9 games

PASS ATTEMPTS

Most Passes Attempted, Career

351	Warren Moon, 9 games
282	Steve McNair, 9 games
117	George Blanda, 3 games
116	Dan Pastorini, 5 games

Most Passes Attempted, Game

50	Warren Moon, @ Buffalo, 1/3/93
48	Warren Moon, vs. Pittsburgh, 12/31/89
46	George Blanda, vs. Dallas Texans, 12/23/62
46	Pete Beathard, @ Oakland, 12/21/69
46	Steve McNair, vs. Baltimore, 1/7/01

PASS COMPLETIONS

Most Completions, Career

230	Warren Moon, 9 games
166	Steve McNair, 9 games
71	Dan Pastorini, 5 games
57	George Blanda, 3 games

Most Completions, Game

36	Warren Moon, @ Buffalo, 1/3/93
32	Warren Moon, vs. Kansas City, 1/16/94
29	Warren Moon, vs. Pittsburgh, 12/31/89

COMPLETION PERCENTAGE

Highest Completion Percentage, Career (100 att)

65.5	Warren Moon, 9 games
61.2	Dan Pastorini, 5 games
58.9	Steve McNair, 9 games

Highest Completion Percentage, Game (10 att)

80.0	Dan Pastorini, @ New England, 12/31/78 (12-15)
75.0	Warren Moon, @ Denver, 1/4/92 (27-36)
74.4	Warren Moon, vs. Kansas City, 1/16/94 (32-43)

PASSING YARDS

Most Yards Gained, Career

2,578	Warren Moon, 9 games
1,591	Steve McNair, 9 games
954	Dan Pastorini, 5 games
722	George Blanda, 3 games

Most Yards Gained, Game

371	Warren Moon, @ Buffalo, 1/3/93
338	Steve McNair, vs. Pittsburgh, 1/11/03
325	Warren Moon, @ Denver, 1/4/92
315	Warren Moon, vs. Pittsburgh, 12/31/89

Most Games, 300 or More Yards Passing, Career

4	Warren Moon, 9 games
---	----------------------

Most Consec. Games, 300 or More Yards**Passing**

3 Warren Moon, 1991-93

Longest Pass Completion

88t George Blanda (to Billy Cannon), vs. LA Chargers, 1/1/61
 71t Dan Pastorini (to Ken Burrough), @ N.E., 12/31/78
 55 Dan Pastorini (to Mike Barber), @ Miami, 12/24/78
 49t Steve McNair (to Justin McCareins), @ Balt., 1/3/04

Highest Average Gain, Career (100 attempts)

8.22 Dan Pastorini, 5 games (116-954)
 7.31 Warren Moon, 9 games (351-2578)
 6.17 George Blanda, 3 games (117-722)

Highest Average Gain, Game (20 attempts)

10.55 Dan Pastorini, @ New England, 12/31/78
 9.03 Warren Moon, @ Denver, 1/4/92
 8.53 Warren Moon, vs. Seattle, 1/3/88

TOUCHDOWN PASSES**Most Touchdown Passes, Career**

15 Warren Moon, 9 games

6 Steve McNair, 9 games
 5 George Blanda, 3 games
 4 Dan Pastorini, 5 games

Most Touchdown Passes, Game

4 Warren Moon, @ Buffalo, 1/3/93
 3 George Blanda, vs. LA Chargers, 1/1/61
 3 Dan Pastorini, @ New England, 12/31/78
 3 Warren Moon, @ Denver, 1/4/92

Most Consecutive Games Touchdown Pass

4 Steve McNair, 2002-03
 4 Warren Moon, 1991-93
 3 George Blanda, 1960-62
 3 Warren Moon, 1987-88

PASSES HAD INTERCEPTED**Lowest Percentage, Passes Had Intercepted, Career (100 attempts)**

3.19 Steve McNair, 9 games (282-9)
 3.42 Warren Moon, 9 games (351-12)
 6.90 Dan Pastorini, 5 games (116-8)
 8.54 George Blanda, 3 games (117-10)

Most Attempts Without Interception, Game

48 Warren Moon, vs. Pittsburgh, 12/31/89

36 Steve McNair, vs. St. Louis, 1/30/99
 36 Steve McNair, @ Oakland, 1/19/03
 29 Dan Pastorini, @ Miami, 12/24/78

Most Passes Had Intercepted, Career

12 Warren Moon, 9 games
 10 George Blanda, 3 games
 9 Steve McNair, 9 games
 8 Dan Pastorini, 5 games

Most Passes Had Intercepted, Game

5 George Blanda, @ San Diego, 12/25/61
 5 George Blanda, vs. Dallas Texans, 12/23/62
 5 Dan Pastorini, @ Pittsburgh, 1/7/79

INDIVIDUAL PLAYOFF RECORDS: RECEIVING**RECEPTIONS****Most Receptions, Career**

60 Ernest Givins, 1987-93
 41 Haywood Jeffires, 1988-93
 38 Drew Hill, 1987-91
 29 Derrick Mason, 1997-03

Most Receptions, Game

11 Ernest Givins, vs. Pittsburgh, 12/31/89
 10 Frank Wycheck, vs. Pittsburgh, 1/11/03
 10 Justin Gage, vs. Baltimore, 1/10/09
 9 Drew Hill, vs. NY Jets, 12/29/91
 9 Ernest Givins, @ Buffalo, 1/3/93
 9 Haywood Jeffires, vs. Kansas City, 1/16/94

Most Consecutive Games, Pass Receptions

8 Haywood Jeffires, 1988-93
 7 Frank Wycheck, 1999-2002
 6 Ernest Givins, 1989-93
 6 Derrick Mason, 1999-2003

YARDS GAINED**Most Yards Gained, Career**

774 Ernest Givins, 8 games
 513 Drew Hill, 7 games
 513 Haywood Jeffires, 7 games
 312 Derrick Mason, 9 games

Most Yards Gained, Game

136 Ernest Givins, vs. Pittsburgh, 12/31/89
 135 Justin Gage, vs. Baltimore, 1/10/09
 128 Billy Cannon, vs. L.A., 1/1/61

123 Frank Wycheck, vs. Pittsburgh, 1/11/03
 117 Ernest Givins, @ Buffalo, 1/3/93

Most Games, 100 or More Receiving Yards, Career

3 Ernest Givins
 1 Ken Burrough
 1 Mike Barber
 1 Frank Wycheck

Most Consecutive Games, 100 or More Receiving Yards

2 Ernest Givins

Longest Reception

88t Billy Cannon, vs. LA Chargers, 1/1/61
 71t Ken Burrough, @ Miami, 12/24/78
 55 Mike Barber, @ New England, 12/31/78
 49t Justin McCareins, @ Baltimore, 1/3/04

AVERAGE GAIN**Highest Average Gain, Career (14 receptions)**

22.1 Mike Barber, (14-309)
 13.5 Drew Hill, (38-513)
 12.9 Ernest Givins, (60-774)

Highest Average Gain, Game (5 receptions)

18.6 Drew Hill, @ Denver, 1/10/88 (5-93)
 18.5 Ernest Givins, @ Denver, 1/4/92 (6-111)
 17.2 Ken Burrough, @ Miami, 12/24/78 (6-103)

TOUCHDOWNS**Most Touchdowns, Career**

8 Ernest Givins, 8 games
 3 Haywood Jeffires, 7 games
 2 Billy Cannon, 2 games
 2 Mike Barber, 2 games
 2 Curtis Duncan, 5 games

Most Touchdowns, Game

2 5 times, last by Haywood Jeffires @ Buff 1/3/93

Most Consecutive Games with Touchdown Reception

3 Ernest Givins, 1989-91
 2 Billy Cannon, 1960-61
 2 Curtis Duncan, 1991-92
 2 Haywood Jeffires, 1991-92

INDIVIDUAL PLAYOFF RECORDS: INTERCEPTIONS

INTERCEPTIONS

Most Interceptions, Career

5	Vernon Perry, 4 games
4	Mike Reinfeldt, 7 games
3	Bubba McDowell, 6 games
2	Samari Rolle, 9 games

Most Interceptions, Game

4*	Vernon Perry, @ San Diego, 12/29/79
2	Mike Reinfeldt, @ New England, 12/31/78
2	Bubba McDowell, vs. NY Jets, 12/29/91

INT. RETURN YARDS

Most Yards Gained, Career

90	Bubba McDowell, 6 games
75	Vernon Perry, 4 games
35	Mike Reinfeldt, 7 games

Most Yards Gained, Game

75t	Vernon Perry, @ Pittsburgh, 1/6/80
58t	Bubba McDowell, @ Buffalo, 1/3/93
32	Bubba McDowell, vs. NY Jets, 12/29/92

Longest Run

75t	Vernon Perry, @ Pittsburgh, 1/6/80
58t	Bubba McDowell, @ Buffalo, 1/3/93

31	Bubba McDowell, vs. NY Jets, 12/29/92
----	---------------------------------------

INTERCEPTIONS FOR TDs

Most Touchdowns, Career

1	Vernon Perry, 1980
1	Bubba McDowell, 1993

Most Touchdowns, Game

1	Vernon Perry, @ Pittsburgh, 1/6/80
1	Bubba McDowell, @ Buffalo, 1/3/93

* NFL Record

INDIVIDUAL PLAYOFF RECORDS: PUNTING

PUNTS

Most Punts, Career

51	Craig Hentrich, 11 games
31	Cliff Parsley, 7 games
27	Greg Montgomery, 8 games

Most Punts, Game

11	Jim Norton, @ Oakland, 12/31/67
11	Ode Burrell, @ Oakland, 12/21/69
7	Craig Hentrich, vs. Buffalo, 1/8/00
6	Cliff Parsley, @ New England, 12/31/78
6	Cliff Parsley, @ San Diego, 12/29/79
6	Greg Montgomery, @ Cincinnati, 1/6/91
6	Craig Hentrich, @ Baltimore, 1/3/04

PUNTING YARDS

Longest Punt

66	Craig Hentrich, vs. Baltimore, 1/10/09
63	Craig Hentrich, @ Baltimore, 1/3/04
59	Greg Montgomery, vs. Kansas City, 1/6/94
57	Craig Hentrich, @ Indianapolis, 1/16/00
57	Ode Burrell, @ Oakland, 12/21/69

Highest Average Yardage, Career (10 punts)

42.6	Greg Montgomery (27-1149)
42.3	Ode Burrell (11-465)

Highest Average Yardage, Game (5 punts)

52.0	Craig Hentrich, @ Indianapolis, 1/16/00, (5-260)
48.6	Greg Montgomery, vs. Kansas City, 1/16/94 (5-243)
44.7	Craig Hentrich, @ Baltimore, 1/3/04 (6-268)
44.6	Greg Montgomery, @ Buffalo, 1/1/89 (5-223)

INDIVIDUAL PLAYOFF RECORDS: PUNT RETURNS

PUNT RETURNS

Most Punt Returns, Career

21	Derrick Mason, 9 games
9	Richard Ellender, 3 games
5	Kenny Johnson, 2 games
5	Robert Woods, 2 games

Most Punt Returns, Game

6	Derrick Mason, @ Baltimore, 1/3/04
5	Derrick Mason, vs. Buffalo, 1/8/00
5	Richard Ellender, @ Denver, 12/23/79
4	Kenny Johnson, vs. Seattle, 1/3/88

PUNT RETURN YARDS

Most Yards Gained, Career

173	Derrick Mason, 9 games
75	Richard Ellender, 3 games
27	Kenny Johnson, 2 games
27	Bobby Gordon, 1 game

Most Yards Gained, Game

70	Derrick Mason, @ Baltimore, 1/3/04
49	Derrick Mason, @ Indianapolis, 1/16/00
42	Richard Ellender, @ Denver, 12/23/79
27	Bobby Gordon, vs. LA Chargers, 1/1/61
27	Kenny Johnson, vs. Seattle, 1/3/88

Longest Return

27	Bobby Gordon, vs. LA Chargers, 1/1/61
25	Richard Ellender, @ San Diego, 12/29/79
19	Derrick Mason, @ Indianapolis, 1/16/00
19	Gerald McNeil, @ Cincinnati, 1/6/91

Highest Average Gain, Career (5 returns)

8.3	Richard Ellender (9-75)
8.2	Derrick Mason (21-173)
5.4	Kenny Johnson (5-27)

Highest Average Gain, Game (3 returns)

16.3	Derrick Mason, @ Indianapolis, 1/16/00 (3-49)
11.7	Derrick Mason, @ Baltimore, 1/3/04 (6-70)
8.5	Richard Ellender, @ Denver, 12/23/79 (5-42)
6.8	Kenny Johnson, vs. Seattle, 1/3/88 (4-27)

INDIVIDUAL PLAYOFF RECORDS: KICKOFF RETURNS

KICKOFF RETURNS

Most Kickoff Returns, Career

17	Derrick Mason, 7 games
13	Allen Pinkett, 8 games
9	Bobby Jancik, 3 games
9	John Simon, 2 games
8	Justin McCareins, 4 games
7	Lorenzo White, 6 games

Most Kickoff Returns, Game

5	Derrick Mason, vs. St. Louis, 1/30/00
5	Bobby Jancik, vs. Dallas Texans, 12/23/62
5	John Simon, @ Oakland, 1/19/03

KICKOFF RETURN YARDS

Most Yards Gained, Career

492	Derrick Mason, 7 games
-----	------------------------

239	Bobby Jancik, 2 games
221	Allen Pinkett, 6 games

Most Yards Gained, Game

174	Derrick Mason, @ Jacksonville, 1/23/00
122	Derrick Mason, vs. St. Louis, 1/30/00
115	John Simon, @ Oakland, 1/19/03
100	Bobby Jancik, @ Oakland, 12/31/67

Longest Return

80t	Derrick Mason, @ Jacksonville, 1/23/00
48	Bobby Jancik, vs. Dallas Texans, 12/23/62
47	Derrick Mason, @ Indianapolis, 1/16/00

Highest Average Gain, Career (5 returns)

28.9	Derrick Mason, 7 games
26.6	Bobby Jancik, 2 games

22.3	John Simon, 2 games
20.8	Robert Woods, 3 games

Highest Average Gain, Game (3 returns)

43.5	Derrick Mason, @ Jacksonville, 1/23/00 (4-174)
31.3	Derrick Mason, vs. Buffalo, 1/8/2000 (3-94)
29.0	Zeke Moore @ Oakland 12/31/67 (3-87)

TEAM PLAYOFF RECORDS: SCORING

TEAM POINTS

Most Points in a Game

38	@ Buffalo, 1/3/93 (Buffalo 41, Oilers 38)
34	vs. Pittsburgh, 1/11/03 (Titans 34, Steelers 31, OT)
33	@ Jacksonville, 1/23/00 (Titans 33, Jac 14)
31	@ New England, 12/31/78 (Oilers 31, New England 14)

Most Points in a Game, Opponent

56	@ Oakland, 12/21/69 (Oakland 56, Oilers 7)
41	@ Buffalo, 1/3/93 (Buffalo 41, Oilers 38 OT)
41	@ Cincinnati, 1/6/91 (Cincinnati 41, Oilers 14)
41	@ Oakland, 1/19/03 (Raiders 41, Titans 24)

Fewest Points in a Game

5	@ Pittsburgh, 1/7/79 (Pittsburgh 34, Oilers 5)
6	@ San Diego, 1/6/08 (SD 17, Titans 6)
7	3 times, last @ Oakland, 12/28/80 (Oakland 27, Oilers 7)

Fewest Points in a Game, Opponent

3	@ San Diego, 12/24/61 (Oilers 10, San Diego 3)
7	vs. Denver, 12/23/79 (Oilers 13, Denver 7)
9	@ Miami, 12/24/78 (Oilers 17, Miami 9)

Most Decisive Win

19	@ Jacksonville, 1/23/00 (Titans 33, Jacksonville 14)
----	--

17	@ New England, 12/31/78 (Oilers 31, N.E. 14)
8	@ Miami, 12/24/78 (Oilers 17, Miami 9)
8	vs. LA Chargers, 1/1/61 (Oilers 24, LA Chargers 16)

Most Decisive Loss

49	@ Oakland, 12/21/69 (Oakland 56, Oilers 7)
33	@ Oakland, 12/31/67 (Oakland 40, Oilers 7)
29	@ Pittsburgh, 1/7/79 (Pittsburgh 34, Oilers 5)

Most Points in a Game, Both Teams

79	@ Buffalo, 1/3/93 (Buffalo 41, Oilers 38 OT)
65	@ Oakland, 1/19/03 (Raiders 41, Titans 24)
65	vs. Pittsburgh, 1/11/03 (Titans 34, Steelers 31)
63	@ Oakland, 12/21/69 (Oakland 56, Oilers 7)
55	@ Cincinnati, 1/6/91 (Cincinnati 41, Oilers 14)

Most Points, Each Half

1st	28, @ Buffalo, 1/3/93
2nd	23, @ Jacksonville, 1/23/00

Most Points, Each Half, Opponent

1st	35, @ Oakland, 12/21/69
2nd	35, @ Buffalo, 1/3/93

Most Points, Each Quarter

1st	14, @ Denver, 1/4/92, vs. Pittsburgh, 1/11/03
2nd	21, @ Buffalo, 1/3/93
	21, @ New England, 12/31/78
3rd	16, @ Jacksonville, 1/23/00

4th	14, vs Pittsburgh, 12/31/89
OT	3, vs. Pittsburgh, 1/11/03

Most Points, Each Quarter, Opponent

1st	28 @ Oakland, 12/21/69
2nd	17, @ Pittsburgh, 1/7/79
3rd	28, @ Buffalo, 1/3/93
4th	21, vs Kansas City, 1/16/94

TEAM TOUCHDOWNS

Most Touchdowns in a Game

5	@ Buffalo, 1/3/93
---	-------------------

Most Touchdowns in a Game, Opponent

8	@ Oakland, 12/21/69
---	---------------------

Most Touchdowns in a Game, Both Teams

10	@ Buffalo, 1/3/93 (Buffalo 5, Oilers 5)
----	---

Fewest Touchdowns in a Game, Both Teams

1	@ San Diego, 12/21/61 (Oilers 1, San Diego 0)
---	---

TEAM PLAYOFF RECORDS: FIRST DOWNS

Most First Downs in a Game

29	vs. Pittsburgh, 1/11/03
28	@ Oakland, 1/19/03
27	vs. St. Louis, 1/30/00
27	@ Buffalo, 1/3/93
27	vs. Seattle, 1/3/88

Most First Downs in a Game, Opponent

26	@ Denver, 1/4/92
25	@ San Diego, 12/29/79
25	@ Oakland, 1/19/03
24	@ Cincinnati, 1/6/91

Most First Downs in a Game, Both Teams

53	@ Oakland, 1/19/03 (Titans 28, Raiders 25)
50	vs. St. Louis, 1/30/00 (Titans 27, St. Louis 23)
50	vs. Pittsburgh, 1/11/03 (Titans 29, Steelers 21)
49	@ Denver, 1/4/92 (Denver 26, Oilers 23)
46	@ Buffalo, 1/3/93 (Oilers 27, Buffalo 19)

Fewest First Downs in a Game

10	@ Pittsburgh, 1/7/79
11	@ Pittsburgh, 1/6/80
11	@ Oakland, 12/31/67

Fewest First Downs in a Game, Opponent

6	vs. Baltimore, 1/7/01
9	vs. Baltimore, 1/10/09
11	vs. Seattle, 1/3/88
12	@ Oakland, 12/28/80

Fewest First Downs in a Game, Both Teams

28	@ Oakland, 12/31/67 (Oakland 18, Oilers 10)
28	@ Baltimore, 1/3/04 (Titans 16, Ravens 12)
29	vs. Baltimore, 1/7/01 (Titans 23, Ravens 6)
29	vs. Buffalo, 1/8/00 (Titans 16, Bills 13)
30	vs. Baltimore, 1/10/09 (Titans 21, Ravens 9)

Most First Downs in a Game, Rushing

12	vs. St. Louis, 1/30/00
----	------------------------

Most First Downs in a Game, Rushing, Opponent

15	@ Cincinnati, 1/6/91
----	----------------------

Most First Downs in a Game, Rushing, Both Teams

19	@ Cincinnati, 1/6/91 (Cincinnati 15, Oilers 4)
----	--

Fewest First Downs in a Game, Rushing

1	@ Oakland, 12/21/69
---	---------------------

Fewest First Downs in a Game, Rushing, Opponent

1	@ Baltimore, 1/3/04
1	vs. St. Louis, 1/30/00
1	vs. Seattle, 1/3/88

Fewest First Downs in a Game, Rushing, Both Teams

6	@ Oakland, 12/21/69 (Oakland 5, Oilers 1)
---	---

Most First Downs in a Game, Passing

18	@ Buffalo, 1/3/93
18	vs. Pittsburgh, 12/31/89
18	vs. Seattle, 1/3/88
18	vs. Pittsburgh, 1/11/03

Most First Downs in a Game, Passing, Opponent

18	vs. St. Louis, 1/30/00
17	@ San Diego, 12/29/79

Most First Downs in a Game, Passing, Both Teams

31	vs. St. Louis, 1/30/00 (St. Louis 18, Titans 13)
31	@ Buffalo, 1/3/93 (Oilers 18, Buffalo 13)

Fewest First Downs in a Game, Passing

3	@ Pittsburgh, 1/7/79
---	----------------------

Fewest First Downs in a Game, Passing, Opponent

4	vs. Baltimore, 1/7/01
5	vs. Dallas Texans, 12/23/62
5	vs. Baltimore, 1/10/09

Fewest First Downs in a Game, Passing, Both Teams

11	vs. Buffalo, 1/8/00 (Buffalo 6, Titans 5)
11	@ Oakland, 12/31/67 (Oakland 6, Oilers 5)

Most First Downs in a Game, Penalty

7	@ Oakland, 1/19/03
4	@ San Diego, 12/24/61

Most First Downs in a Game, Penalty, Opponent

5	vs. Pittsburgh, 1/11/03
4	vs. St. Louis, 1/30/00
4	@ Cleveland, 12/24/88
4	vs. Dallas Texans, 12/23/62

Most First Downs in a Game, Penalty, Both Teams

10	@ Oakland, 1/19/03 (Titans 7, Raiders 3)
6	vs. St. Louis, 1/30/00 (St. Louis 4, Titans 2)
6	vs. Pittsburgh, 1/11/03 (Steelers 5, Titans 1)
5	@ Buffalo, 1/1/89 (Buffalo 3, Oilers 2)
5	@ San Diego, 12/23/61 (Oilers 4, San Diego 1)

Fewest First Downs in a Game, Penalty, Both Teams

0	vs. Seattle, 1/3/88
0	@ Baltimore, 1/3/04

TEAM PLAYOFF RECORDS: NET YARDS GAINED RUSHING AND PASSING

Most Yards Gained in a Game

437	vs. Seattle, 1/3/88
430	vs. Pittsburgh, 1/11/03
429	@ Buffalo, 1/3/93
422	@ Denver, 1/4/92

Most Yards Gained in a Game, Opponent

436	vs. St. Louis, 1/30/00
418	@ Denver, 1/4/92
412	@ Oakland, 12/21/69

Most Yards Gained in a Game, Both Teams

840	@ Denver, 1/4/92
803	vs. St. Louis, 1/30/00
795	@ Buffalo, 1/3/93

Fewest Yards Gained in a Game

142	@ Pittsburgh, 1/7/79
146	@ Oakland, 12/31/67
197	@ Oakland, 12/21/69

Fewest Yards Gained in a Game, Opponent

134	vs. Baltimore, 1/7/01
209	@ Miami, 12/24/78
211	vs. Baltimore, 1/10/09
216	vs. Denver, 12/23/79

Fewest Yards Gained in a Game, Both Teams

413	vs. Buffalo, 1/8/00
451	vs. Baltimore, 1/7/01
498	vs. Denver, 12/23/79
510	@ Oakland, 12/31/67

TEAM PLAYOFF RECORDS: RUSHING

TEAM RUSHING ATTEMPTS

Most Rushing Attempts in a Game

54	@ New England, 12/31/78
50	vs. Seattle, 1/3/88
45	@ Miami, 12/24/78

Most Rushing Attempts in a Game, Opponent

54	vs. Dallas Texans, 12/23/62
48	@ Oakland, 12/31/67
47	@ Pittsburgh, 1/7/79

Fewest Rushing Attempts in a Game

13	@ Cincinnati, 1/6/91
19	@ Denver, 1/4/92
19	@ Oakland, 12/21/69

Fewest Rushing Attempts in a Game, Opponent

11	vs. Seattle, 1/3/88
13	vs. St. Louis, 1/30/00
16	@ Baltimore, 1/3/04
17	@ Oakland, 1/19/03
19	@ San Diego, 12/29/79
19	@ San Diego, 12/24/61

TEAM RUSHING YARDS

Most Yards Gained in a Game Rushing

197	@ Indianapolis, 1/16/00
178	vs. Seattle, 1/3/88
177	@ Jacksonville, 1/23/00
165	@ Baltimore, 1/3/04

Most Yards Gained in a Game Rushing, Opponent

263	@ Oakland, 12/31/67
199	vs. Dallas Texans, 12/23/62
187	@ Cincinnati, 1/6/91

Most Yards Gained in a Game Rushing, Both Teams

321	@ Jacksonville, 1/23/00 (Titans 177, Jaguars 144)
301	@ Oakland, 12/31/67 (Oakland 263, Oilers 38)
297	vs. Dallas Texans, 12/23/62 (Dallas 199, Oilers 98)

Fewest Yards Gained in a Game Rushing

24	@ Pittsburgh, 1/6/80
28	@ Oakland, 12/21/69
38	@ Oakland, 12/31/67

Fewest Yards Gained in a Game Rushing, Opponent

29	vs. St. Louis, 1/30/00
29	vs. Seattle, 1/3/88
49	vs. Baltimore, 1/7/01
50	vs. Baltimore, 1/10/09
54	@ Baltimore, 1/3/04
61	@ Denver, 1/10/88

Fewest Yards Gained in a Game Rushing, Both Teams

110	vs. Kansas City, 1/16/94 (K.C. 71, Oilers 39)
134	@ Denver, 1/10/88 (Oilers 73, Denver 61)

138	@ Oakland, 12/21/69 (Oakland 37, Oilers 19)
-----	---

Highest Average Gain in a Game

6.0	@ Indianapolis, 1/16/00
5.2	@ Cincinnati, 1/6/91

Highest Average Gain in a Game, Opponent

6.3	vs. Jacksonville, 1/23/00
5.9	vs. Pittsburgh, 12/31/89

Lowest Average Gain in a Game

1.1	@ Pittsburgh, 1/6/80
-----	----------------------

Lowest Average Gain in a Game, Opponent

1.7	vs. Baltimore, 1/10/09
2.1	vs. Baltimore, 1/7/01
2.1	@ Denver, 1/10/88
2.1	@ San Diego, 1/6/08

TEAM PLAYOFF RECORDS: PASSING

TEAM PASSING ATTEMPTS

Most Passes Attempted in a Game

50	@ Buffalo, 1/3/93
47	vs. Baltimore, 1/7/01
46	@ Oakland, 12/21/69
46	vs. Dallas Texans, 12/23/62

Most Passes Attempted in a Game, Opponent

47	@ San Diego, 12/29/79
45	vs. St. Louis, 1/30/00
43	@ Indianapolis, 1/16/00

Most Passes Attempted in a Game, Both Teams

87	vs. Pittsburgh, 1/11/03 (Titans 45, Steelers 42)
84	@ Buffalo, 1/3/93 (Oilers 50, Buffalo 34)
81	vs. St. Louis, 1/30/00 (St. Louis 45, Titans 36)
81	vs. Kansas City, 1/16/94 (Oilers 43, K.C. 38)
81	vs. Pittsburgh, 12/31/89 (Oilers 48, Pitt 33)

Fewest Passes Attempted in a Game

15	@ New England, 12/31/78
19	@ San Diego, 12/29/79
22	vs. Denver, 12/23/79
23	@ Baltimore, 1/3/04

Fewest Passes Attempted in a Game, Opponent

14	vs. Dallas Texans, 12/23/62
17	vs. Baltimore, 1/7/01
19	@ Pittsburgh, 1/7/79
22	@ Oakland, 12/21/69
22	vs. Baltimore, 1/10/09

Fewest Passes Attempted in a Game, Both Teams

45	@ Pittsburgh, 1/7/79 (Oilers 26, Pittsburgh 19)
46	vs. Buffalo, 1/8/00 (Titans 24, Buffalo 22)
49	vs. Denver, 12/23/79 (Denver 27, Oilers 22)

TEAM PASS COMPLETIONS

Most Passes Completed in a Game

36	@ Buffalo, 1/3/93
32	vs. Kansas City, 1/16/94
29	vs. Pittsburgh, 12/31/89

Most Passes Completed in a Game, Opponent

29	@ Oakland, 1/19/03
25	@ San Diego, 12/29/79
24	vs. St. Louis, 1/30/00
22	vs. Kansas City, 1/16/94

Most Passes Completed in a Game, Both Teams

57	@ Buffalo, 1/3/93 (Oilers 36, Buffalo 21)
54	vs. Kansas City, 1/16/94 (Oilers 32, K.C. 22)
50	@ Oakland, 1/19/03 (Raiders 29, Titans 21)
49	vs. NY Jets, 12/29/91 (Oilers 28, NY Jets 21)

Fewest Passes Completed in a Game

10	@ San Diego, 12/29/79
10	vs. Denver, 12/23/79
12	2 times, last @ Pittsburgh, 1/7/79

Fewest Passes Completed in a Game, Opponent

5	vs. Baltimore, 1/7/01
8	@ Oakland, 12/28/80
9	vs. Dallas Texans, 12/23/62
10	vs. Buffalo, 1/8/00
10	@ Oakland, 12/31/67

Fewest Passes Completed in a Game, Both Teams

23	vs. Buffalo, 1/8/00 (Titans 13, Buffalo 10)
23	@ Oakland, 12/28/80 (Oilers 15, Oakland 8)
23	@ Pittsburgh, 1/7/79 (Oilers 12, Pittsburgh 11)

24 vs. Denver, 12/23/79 (Denver 14, Oilers 10)

Highest Completion Percentage in a Game (20 attempts)

75.0 @ Denver, 1/4/92

Highest Completion Percentage in a Game, Opponent (20 att.)

70.7 @ Oakland, 1/19/03
67.9 @ Cleveland, 12/24/88

Lowest Completion Percentage in a Game (20 attempts)

39.1 @ Oakland, 12/21/69

Lowest Completion Percentage in a Game, Opponent (20 att.)

34.5 @ Oakland, 12/28/80

TEAM PASSING YARDS

Most Yards Gained in a Game, Passing

347 @ Buffalo, 1/3/93
338 @ Pittsburgh, 1/11/03
325 vs. Denver, 1/4/92
315 vs. Pittsburgh, 12/31/89

Most Yards Gained in a Game, Passing, Opponent

407 vs. St. Louis, 1/30/00
349 @ San Diego, 12/29/79
317 vs. Denver, 12/23/79

Fewest Yards Gained in a Game, Passing

55 vs. Buffalo, 1/8/00
70 @ Pittsburgh, 1/7/79
108 @ Oakland, 12/31/67

Fewest Yards Gained in a Game, Passing, Opponent

38 vs. Dallas Texans, 12/23/62
96 vs. Buffalo, 1/8/00
101 @ Oakland, 12/31/67

Fewest Yards Gained in a Game, Passing, Both Teams

151 vs. Buffalo, 1/8/00 (Buffalo 96, Titans 55)
209 @ Oakland, 12/31/67 (Oilers 108, Oakland 101)
251 vs. Denver, 12/23/79 (Oilers 147, Denver 104)

TEAM PLAYOFF RECORDS: SACKS

Most Sacks in a Game

9 vs. Kansas City, 1/16/94

Most Sacks in a Game, Opponent

6 vs. Denver, 12/23/79
6 vs. Dallas Texans, 12/23/62
6 @ San Diego, 12/24/61

Most Sacks in a Game, Both Teams

11 vs. Kansas City, 1/16/94 (Oilers 9, Kansas City 2)

10 @ San Diego, 12/24/61 (Oilers 6, San Diego 4)
7 @ Pittsburgh, 1/7/79 (Oilers 5, Pittsburgh 2)

Fewest Sacks in a Game, Both Teams

0 @ Denver, 1/4/92

TEAM PLAYOFF RECORDS: PUNTING

PUNTS

Most Punts in a Game

11 @ Oakland, 12/21/69
11 @ Oakland, 12/31/67
9 @ Oakland, 12/28/80

Most Punts in a Game, Opponent

9 @ Oakland, 12/28/80
8 vs. Baltimore, 1/10/09
8 @ Baltimore, 1/3/04
8 vs. Baltimore, 1/7/01
8 vs. Buffalo, 1/8/00
8 vs. Dallas Texans, 12/23/62
7 @ Indianapolis, 1/16/00
7 vs. Seattle, 1/3/88

Most Punts in a Game, Both Teams

18 @ Oakland, 12/28/80 (Oilers 9, Oakland 9)
16 @ Oakland, 12/21/69 (Oilers 11, Oakland 5)
15 vs. Buffalo, 1/8/00 (Buffalo 8, Titans 7)

15 @ Oakland, 12/31/67 (Oilers 11, Oakland 4)
14 @ Baltimore, 1/3/04 (Titans 6, Ravens 8)

TEAM PUNTING AVERAGE

Highest Average Distance in a Game (minimum 4 Punts)

53.3 vs. Baltimore, 1/10/09
52.0 @ Indianapolis, 1/16/00
44.3 @ Baltimore, 1/3/04
44.0 @ Oakland, 12/28/80

Highest Average Distance in a Game, Opponent (minimum 4 punts)

48.8 @ Baltimore, 1/3/04
48.6 @ Indianapolis, 1/16/00
45.3 @ Jacksonville, 1/23/00
45.2 vs. Denver, 12/23/79

TEAM PLAYOFF RECORDS: INTERCEPTIONS

Most Interceptions in a Game

- 6 @ San Diego, 12/24/61
- 5 @ Pittsburgh, 1/7/79
- 5 vs. Dallas Texans, 12/23/62

Most Interceptions in a Game, Opponent

- 5 @ San Diego, 12/29/79
- 4 @ San Diego, 12/24/61
- 3 5 times, last @ Baltimore, 1/3/04

Most Interceptions in a Game, Both Teams

- 10 @ San Diego, 12/24/61 (Oilers 6, San Diego 4)
- 7 @ Pittsburgh, 1/7/79 (Oilers 5, Pittsburgh 2)
- 6 2 times, last @ San Diego, 12/29/79 (San Diego 5, Oilers 1)
- 5 @ Baltimore, 1/3/04 (Titans 3, Ravens 2)

Fewest Interceptions in a Game

- 0 Nine times, last vs. Baltimore, 1/10/09

Fewest Interceptions in a Game, Opponents

- 0 Nine times, last @ New England, 1/10/04

Fewest Interceptions in a Game, Both Teams

- 0 Four times, last @ Oakland, 1/19/03
- 1 6 times, last vs. Baltimore (Titans 0, Ravens 1)

TEAM PLAYOFF RECORDS: FUMBLES

TEAM FUMBLES

Most Fumbles in a Game

- 7 vs. Kansas City, 1/16/94
- 6 @ Pittsburgh, 1/7/79
- 5 Four times, last vs. Baltimore, 1/10/09

Most Fumbles in a Game, Opponent

- 6 @ Pittsburgh, 1/7/79
- 5 @ Jacksonville, 1/23/00
- 3 @ Denver, 1/4/92
- 3 @ Oakland, 12/21/69
- 3 @ Oakland, 1/19/03

Most Fumbles in a Game, Both Teams

- 12 @ Pittsburgh, 1/7/79 (Oilers 6, Pittsburgh 6)

- 10 @ Jacksonville, 1/23/00 (Titans 5, Jacksonville 5)
- 7 vs. Baltimore, 1/10/09 (Titans 5, Baltimore 2)
- 7 vs. Kansas City, 1/16/94 (Oilers 7, Kansas City 0)
- 7 vs. San Diego, 12/24/61 (Oilers 5, San Diego 2)

TEAM FUMBLES LOST

Most Fumbles Lost in a Game

- 4 @ Pittsburgh, 1/7/79
- 3 @ Jacksonville, 1/23/00
- 2 9 times, last vs. Baltimore, 1/10/09

Most Fumbles Lost in a Game, Opponent

- 4 @ Jacksonville, 1/23/00
- 3 @ Pittsburgh, 1/7/79

- 2 @ Miami, 12/24/78
- 2 vs. San Diego, 12/24/61

Most Fumbles Lost in a Game, Both Teams

- 7 @ Pittsburgh, 1/7/79 (Oilers 4, Pittsburgh 3)
- 7 @ Jacksonville, 1/23/00 (Jacksonville 4, Titans 3)
- 3 6 times, last @ Oakland, 1/19/03

TEAM PLAYOFF RECORDS: PENALTIES

PENALTIES

Most Penalties in a Game

- 13 @ Denver, 1/4/92
- 12 vs. Baltimore, 1/10/09
- 11 @ Cleveland, 12/24/88

Most Penalties in a Game, Opponent

- 14 @ Oakland, 12/28/80
- 14 @ Oakland, 1/19/03
- 10 vs. Buffalo, 1/8/00
- 10 @ San Diego, 12/24/61

Most Penalties in a Game, Both Teams

- 22 @ Oakland, 12/28/80 (Oakland 14, Oilers 8)
- 21 @ Oakland, 1/19/03 (Oakland 14, Titans 7)
- 20 @ Cleveland, 12/24/88 (Oilers 11, Cleveland 9)
- 20 vs. Baltimore, 1/10/09 (Titans 12, Baltimore 8)

Fewest Penalties in a Game

- 2 vs. Buffalo, 1/8/00
- 2 @ Pittsburgh, 1/6/80
- 2 vs. Denver, 12/23/79
- 2 @ New England, 12/31/78

Fewest Penalties in a Game, Opponent

- 1 @ Miami, 12/24/78
- 2 @ New England, 1/10/04
- 3 vs. Seattle, 1/3/88
- 3 vs. LA Chargers, 1/1/61

Fewest Penalties in a Game, Both Teams

- 6 @ Miami, 12/24/78 (Oilers 5, Miami 1)
- 7 3 times, last vs. Seattle, 1/3/88 (Oilers 4, Seattle 3)

YARDS PENALIZED

Most Yards Penalized in a Game

- 118 @ Cleveland, 12/24/88
- 92 vs. Pittsburgh, 1/11/03

- 89 vs. Baltimore, 1/10/09
- 85 @ Denver, 1/4/92

Most Yards Penalized in a Game, Opponent

- 127 @ Oakland, 1/19/03
- 106 @ San Diego, 12/24/61
- 100 @ Jacksonville, 1/23/00
- 92 @ New England, 12/24/78

Most Yards Penalized in a Game, Both Teams

- 193 @ Cleveland, 12/24/88 (Oilers 118, Cleveland 75)
- 187 @ Oakland, 1/19/03 (Raiders 127, Titans 60)
- 174 @ San Diego, 12/24/61 (San Diego 106, Oilers 68)
- 155 2 times, last @ Denver, 1/4/92 (Oilers 85, Den. 70)

Fewest Yards Penalized in a Game

- 10 @ Pittsburgh, 1/6/80
- 12 vs. Buffalo, 1/8/00
- 19 vs. Denver, 12/23/79

Fewest Yards Penalized in a Game, Opponent

5	@ Miami, 12/24/78
14	@ New England, 1/10/04
15	vs. LA Chargers, 1/1/61
20	vs. Seattle, 1/3/88

Fewest Yards Penalized in a Game, Both Teams

42	@ Miami, 12/24/78 (Oilers 37, Miami 5)
44	@ Pittsburgh, 1/6/80 (Pittsburgh 34, Oilers 10)
45	vs. Seattle, 1/3/88 (Oilers 25, Seattle 20)

BIG DAYS/PLAYOFFS (300 YDS PASSING, 100 YDS RUSHING, 100 YDS RECEIVING)**PASSING**

371	Warren Moon @ Buffalo	Jan. 3, 1993	(36 of 50)
338	Steve McNair vs. Pittsburgh	Jan. 11, 2003	(27 of 44)
325	Warren Moon @ Denver	Jan. 4, 1992	(27 of 36)
315	Warren Moon vs. Pittsburgh	Dec. 31, 1989	(29 of 48)
306	Dan Pastorini @ Miami	Dec. 24, 1978	(20 of 29)
306	Warren Moon vs. Kansas City	Jan. 16, 1994	(32 of 43)
301	George Blanda vs. Los Angeles	Jan. 1, 1961	(16 of 32)

RUSHING

162	Eddie George @ Indianapolis	Jan. 16, 2000	(26 carries)
118	Earl Campbell @ New England	Dec. 31, 1978	(27 carries)
106	Eddie George vs. Buffalo	Jan. 8, 2000	(29 carries)

RECEIVING

136	Ernest Givins vs. Pittsburgh	Dec. 31, 1989	(11 receptions)
135	Justin Gage vs. Baltimore	Jan. 10, 2009	(10 receptions)
128	Billy Cannon vs. Los Angeles	Jan. 1, 1961	(3 receptions)
123	Frank Wycheck vs. Pittsburgh	Jan. 11, 2003	(10 receptions)
117	Ernest Givins @ Buffalo	Jan. 3, 1993	(9 receptions)
112	Mike Barber @ Miami	Dec. 24, 1978	(4 receptions)
111	Ernest Givins @ Denver	Jan. 4, 1992	(6 receptions)
103	Ken Burrough @ Miami	Dec. 24, 1978	(6 receptions)

CAREER 300-YARD PASSING PLAYOFF GAMES

No.	Player	W-L
4	Warren Moon	0-4
1	George Blanda	1-0
1	Dan Pastorini	1-0
1	Steve McNair	1-0

CAREER 100-YARD RUSHING PLAYOFF GAMES

No.	Player	W-L
2	Eddie George	2-0
1	Earl Campbell	1-0

CAREER 100-YARD RECEIVING PLAYOFF GAMES

No.	Player	W-L
3	Ernest Givins	0-3
1	Mike Barber	1-0
1	Ken Burrough	1-0
1	Billy Cannon	1-0
1	Justin Gage	0-1
1	Frank Wycheck	1-0

PLAYOFF GAME SUMMARIES

AFL CHAMPIONSHIP GAME – 1960 Houston 24, Los Angeles Chargers 16 January 1, 1961 • Jeppesen Stadium

One sensational play by rookie halfback Billy Cannon, the previous season's Heisman Trophy winner, was the difference, as the Houston Oilers defeated the Los Angeles Chargers 24-16 in the first AFL Championship game. The Chargers took the early lead on two field goals by Ben Agajanian, but QB George Blanda brought the Oilers back, throwing a 17-yard touchdown pass to Dave Smith and kicking an 18-yard field goal, which put Houston ahead 10-9 at halftime. The teams exchanged touchdowns in the third quarter, with Blanda throwing a seven-yard scoring pass to Bill Groman and Chargers halfback Paul Lowe pounding over from the 2. Protecting a one-point lead in the fourth quarter and facing a third-and-nine at the Houston 12, Blanda threw a short pass to Cannon, who broke a tackle and outran the Chargers' secondary to complete an 88-yard scoring play. In the final minute of the game, the Chargers drove down the field, reaching the Houston 22. However, the Oilers held on fourth down for the title.

Los Angeles	6	3	7	0	16
Houston	0	10	7	7	24

TEAM	SCORING PLAY	QTR-INTO
Chargers	Agajanian 38 yd. field goal	1-10:58
Chargers	Agajanian 22 yd. field goal	1-6:44
Oilers	Smith 17 yd. pass from Blanda (Blanda kick)	2-11:09
Oilers	Blanda 18 yd. field goal	2-5:15
Chargers	Agajanian 27 yd. field goal	2-0:09
Oilers	Groman 7 yd. pass from Blanda (Blanda kick)	3-N/A
Chargers	Lowe 2 yd. run (Agajanian, kick)	3-N/A
Oilers	Cannon 88 yd. pass from Blanda (Blanda kick)	4-N/A

Missed FG: N/A
Attendance: 32,183

	Chargers	Oilers
First downs	21	17
Total yards	333	401
Rushing yards	162	100
Passing yards	171	301
Passes-comp.-Int.	41-21-2	32-16-0
Punts-avg.	4-41.0	5-34.0
Punt return yards	2-42	0-0
Kickoff return yards	5-123	5-128
Fumbles-lost	2-0	0-0
Penalties-yards	3-15	4-54

RUSHING									
OILERS	Att	Yds	Lg	TD	CHARGERS	Att	Yds	Lg	TD
Cannon	18	50	NA	0	Lowe	21	165	NA	1
Smith	19	45	NA	0	Kemp	6	19	NA	0
Hall	3	5	NA	0	Ferguson	4	14	NA	0
					Ford	2	5	NA	0
TOTALS	40	100	NA	0	TOTALS	35	162	NA	1

PASSING									
OILERS	Att	Cmp	Yds	TD-I	CHARGERS	Att	Cmp	Yds	TD-I
Blanda	31	16	301	3-0	Kemp	41	21	171	0-2
Cannon	1	0	0	0-0					
TOTALS	32	16	301	3-0	TOTALS	41	21	171	0-2

RECEIVING									
OILERS	Rec	Yds	Lg	TD	CHARGERS	Rec	Yds	Lg	TD
Smith	5	52	NA	1	Norton	6	55	NA	0
Cannon	3	128	NA	1	Lowe	3	35	NA	0
Carson	1	13	NA	0	Womble	6	23	NA	0
Hennigan	4	71	NA	0	Kocourek	3	57	NA	0
Groman	3	37	NA	1	Ferguson	2	29	NA	0
					Flowers	1	6	NA	0
TOTALS	16	301	NA	3	TOTALS	21	171	NA	0

AFL CHAMPIONSHIP GAME – 1961 Houston 10, San Diego Chargers 3 Dec. 24, 1961 • Balboa Stadium

The Houston Oilers defeated the San Diego Chargers 10-3 to win their second consecutive AFL title. In a game marked by turnovers, Houston had seven and San Diego six. The only score of the first half came on a 46-yard field goal by George Blanda, which followed a nine-yard San Diego punt. In the third quarter, the Oilers put together the only sustained drive of the game, moving 80 yards. With a third-and-five at the San Diego 35, Blanda rolled to his right and found Billy Cannon open at the 17. Cannon jumped to make the catch, shrugged off a would-be tackler, and motored into the end zone for a touchdown that put Houston up 10-0. The Chargers scored early in the fourth quarter on a 12-yard field goal by George Blair, but they could not get on the scoreboard again.

San Diego	0	0	0	3	3
Houston	0	3	7	0	10

TEAM	SCORING PLAY	QTR
Oilers	Blanda 46 yd. field goal	2
Oilers	Cannon 35 yd. pass from Blanda (Blanda kick)	3
Chargers	Blair 12 yd. field goal	4

Missed FG: N/A
Attendance: 29,556

	Chargers	Oilers
First downs	15	18
Total yards	482	416
Rushing yards	79	96
Passing yards	177	160
Passes-comp.-Int.	31-17-4	41-18-6
Punts-avg.	6-33.3	4-41.5
Punt return yards	1-16	0-0
Kickoff return yards	2-50	0-0
Fumbles-lost	2-2	5-1
Penalties-yards	10-106	5-68
Field goals made-att	1-1	1-1

RUSHING											
OILERS	Att	Yds	Lg	TD	CHARGERS	Att	Yds	Lg	TD		
Cannon	15	48	22	0	Lincoln	3	7	4	0		
Tolar	16	52	20	0	Lowe	5	30	12	0		
Blanda	2	4	1	0	Roberson	8	37	23	0		
					Kemp	4	5	17	0		
TOTALS	33	96	22	0	TOTALS	20	79	23	0		

PASSING											
OILERS	Att	Cmp	Yds	TD-I	CHARGERS	Att	Cmp	Yds	TD-I		
Blanda	40	18	160	1-5	Kemp	32	17	226	0-4		
Groman	1	0	0	0-1							
TOTALS	41	18	160	1-6	TOTALS	32	17	226	0-4		

RECEIVING											
OILERS	Rec	Yds	Lg	TD	CHARGERS	Rec	Yds	Lg	TD		
Cannon	5	53	35	1	Lincoln	1	3	3	0		
Tolar	2	2	8	0	Roberson	1	11	11	0		
Groman	3	32	19	0	Kocourek	7	123	40	0		
Hennigan	5	43	14	0	Norton	3	48	28	0		
Dewveall	2	10	11	0	Flowers	2	17	9	0		
McLeod	1	20	20	0	Scarpitto	1	9	9	0		
					Hayes	1	5	5	0		
TOTALS	18	160	35	1	TOTALS	17	226	40	0		

* Some game summaries in this section from *Total Football* and *NFL Record & Fact Book*.

PLAYOFF GAME SUMMARIES

AFL CHAMPIONSHIP GAME – 1962
Dallas 20, Houston 17 (2 OT)
Dec. 23, 1962 • Jeppesen Stadium

In what was at the time the longest game in the history of professional football, the Dallas Texans dethroned the two-time defending AFL champion Houston Oilers when Tommy Brooker kicked a 25-yard field goal after 2:54 of the sixth quarter, or 17:54 of sudden-death overtime. The Texans led 17-0 after two quarters, but the Oilers, tied it up with 17 second-half points. The overtime started with a potentially damaging gaffe by Dallas captain Abner Haynes, who had already scored twice, but who won the toss and then elected to 'kick to the clock'. What Haynes wanted was the strong wind behind his team, but, by saying kick first, it gave the Oilers the chance to decide which end to take, and they, needless to say, chose to have the wind behind them. As it turned out, it didn't matter. After an interception near the end of the first overtime period, the Texans took over. Two big plays by fullback Jack Spikes put the ball at the Houston 19, and, on fourth-and-nine, Brooker ended the contest.

Dallas 3	14	0	0	0	3	20
Houston 0	0	7	10	0	0	17

TEAM	SCORING PLAY	QTR-INTO
Dallas	Brooker 16 yd. field goal	1-4:21
Dallas	Haynes 28 yd. pass from Dawson (Brooker kick)	2-14:31
Dallas	Haynes 2 yd. run (Brooker, kick)	2-3:31
Houston	Dewveall 15 yd. pass from Blanda (Blanda kick)	3-11:51
Houston	Blanda 31 yd. field goal	4-11:09
Houston	Tolar 1 yd. run (Blanda kick)	4-5:51
Dallas	Brooker 25 yd. field goal	6-12:05

Attendance: 37,081

	Texans	Oilers
First downs	19	21
Total yards	287	359
Rushing yards	199	98
Passing yards	88	261
Passes-comp.-Int.	14-9-0	46-23-5
Punts-avg.	8-31.2	3-39.3
Punt return yards	1-0	1-0
Kickoff return yards	4-86	5-139
Fumbles-lost	1-1	1-1
Penalties-yards	10-73	5-47
Field goals made-att	2-1	0-0

RUSHING									
OILERS	Att	Yds	Lg	TD	TEXANS	Att	Yds	Lg	TD
Tolar	17	58	12	1	Spikes	11	77	33	0
Cannon	11	37	7	0	McClinton	24	70	8	0
Smith	2	3	4	0	Dawson	5	26	11	0
					Haynes	14	26	14	0
TOTALS	30	98	12	1	TOTALS	54	199	33	0

PASSING									
OILERS	Att	Cmp	Yds	TD-I	TEXANS	Att	Cmp	Yds	TD-I
Blanda	46	23	261	1-5	Dawson	14	9	88	1-0
TOTALS	46	23	261	1-5	TOTALS	14	9	88	1-0

RECEIVING									
OILERS	Rec	Yds	Lg	TD	TEXANS	Rec	Yds	Lg	TD
Hennigan	3	37	19	0	Haynes	3	45	28	1
Tolar	1	8	8	0	Spikes	2	24	14	0
McLeod	5	70	21	0	Arbanas	2	21	12	0
Cannon	6	54	21	0	Bishop	1	0	0	0
Dewveall	6	95	24	1	McClinton	1	4	4	0
Jamison	1	9	9	0					
Smith	1	6	6	0					
TOTALS	23	261	24	1	TOTALS	9	88	28	1

AFL CHAMPIONSHIP GAME – 1967
Oakland 40, Houston 7
Dec. 31, 1967 • Alameda County Coliseum

Big plays before and after halftime broke open a tight game, as the Raiders won their first AFL title with a 40-7 victory against Houston. The Raiders led 10-0 in the final minutes of the half, the big play a 69-yard touchdown run by Hewritt Dixon. The Raiders lined up for a field goal attempt from the Houston 17, but instead quarterback Daryle Lamonica took the snap and threw to a wide open Dave Kocourek for a touchdown with 18 seconds remaining to build the lead to 17-0. The Oilers hoped for a big play to open the second half, and they got it, but it was in favor of the Raiders. Zeke Moore fumbled the kickoff and Oakland recovered deep in Houston territory, leading to Lamonica's one-yard quarterback sneak. In the next two quarters, George Blanda kicked three field goals, to give him 16 points for the day, and Lamonica threw a touchdown pass to Bill Miller.

Oakland 3	14	10	13	40
Houston 0	0	0	7	7

TEAM	SCORING PLAY	QTR
Oakland	Blanda 37 yd. field goal	1
Oakland	Dixon 69 yd. run (Blanda kick)	2
Oakland	Kocourek 17 yd. pass from Lamonica (Blanda kick)	2
Oakland	Lamonica 1 yd. run (Blanda kick)	3
Oakland	Blanda 40 yd field goal	3
Oakland	Blanda 42 yd. field goal	4
Houston	Frazier 5 yd. pass from Beathard (Wittenborn kick)	4
Oakland	Blanda 36 yd. field goal	4
Oakland	Miller 12 yd. pass from Lamonica (Blanda kick)	4

Attendance: 53,330

	Raiders	Oilers
First downs	18	11
Total yards	364	146
Rushing yards	263	38
Passing yards	101	108
Passes-comp.-Int.	26-10-0	35-15-1
Punts-avg.	4-44.3	11-38.6
Fumbles-lost	0-0	4-2
Penalties-yards	4-69	7-45

RUSHING									
OILERS	Att	Yds	Lg	TD	RAIDERS	Att	Yds	Lg	TD
Granger	14	19	NA	0	Dixon	21	144	NA	1
Campbell	6	15	NA	0	Banaszak	15	116	NA	0
Blanks	1	6	6	0	Lamonica	5	22	NA	1
Beathard	1	-2	-2	0	Hagberg	2	-1	NA	0
TOTALS	22	38	NA	0	TOTALS	43	281	NA	2

PASSING									
OILERS	Att	Cmp	Yds	TD-I	RAIDERS	Att	Cmp	Yds	TD-I
Beathard	35	15	142	1-1	Lamonica	24	10	111	2-0
					Blanda	2	0	0	0-0
TOTALS	35	15	142	1-1	TOTALS	26	10	111	2-0

RECEIVING									
OILERS	Rec	Yds	Lg	TD	RAIDERS	Rec	Yds	Lg	TD
Frazier	7	81	NA	1	Miller	3	32	NA	1
Reed	4	60	NA	0	Cannon	2	31	NA	0
Campbell	2	5	NA	0	Biletnikoff	2	19	NA	0
Taylor	1	6	NA	0	Kocourek	1	17	17	1
TOTALS	14	151	NA	1	TOTALS	8	99	17	2

PLAYOFF GAME SUMMARIES

AFL PLAYOFF GAME – 1969
Oakland 56, Houston 7
Dec. 21, 1969 • Alameda County Coliseum

Oakland scored four touchdowns in 4:22 of the first quarter, as the Raiders jumped to a quick 28-0 lead on the way to a 56-7 victory over the Oilers. The key figure was quarterback Daryle Lamonica, who threw six touchdown passes. On their second possession, the Raiders moved 50 yards in five plays, with Lamonica throwing a 13-yard scoring pass to Fred Biletnikoff. On the first play after the kickoff, George Atkinson intercepted Pete Beathard's pass and returned it 57 yards for a score. The Oilers again lost the ball the first play after the kickoff, as Hoyle Granger fumbled and Carleton Oats recovered at the Houston 24. On first down, Lamonica hit Rod Sherman for a touchdown. Following the next kickoff, Houston again fumbled - this time by Beathard on the fourth play - and Tom Keating recovered. Again it took the Raiders one play to score, Lamonica finding Biletnikoff for the touchdown.

Oakland	25	7	14	7	56
Houston	0	0	0	7	7

TEAM	SCORING PLAY	QTR-INTO
Raiders	Biletnikoff 13 yd. pass from Lamonica (Blanda kick)	1-6:33
Raiders	Atkinson 57 yd. interception return (Blanda kick)	1-7:26
Raiders	Sherman 24 yd. pass from Lamonica (Blanda kick)	1-8:32
Raiders	Biletnikoff 31yd. pass from Lamonica (Blanda kick)	1-10:55
Raiders	Smith 60 yd. pass from Lamonica (Blanda kick)	2-9:12
Raiders	Sherman 23 yd. pass from Lamonica (Blanda kick)	3-9:49
Raiders	Cannon 3 yd. pass from Lamonica (Blanda kick)	3-14:49
Oilers	Reed 8 yd. pass from Beathard (Gerela kick)	4-6:17
Raiders	Hubbard 4 yd. run (Blanda kick)	4-12:35

Missed FG: None
Attendance: 53,539

	Raiders	Oilers
First downs	17	14
Total yards	412	197
Rushing yards	110	28
Passing yards	302	169
Passes-comp.-Int.	22-14-3	46-18-3
Punts-avg.	5-42.0	11-41.4
Punt return yards	3-27	2-4
Kickoff return yards	2-64	7-130
Fumbles-lost	3-1	3-2
Penalties-yards	7-63	3-48

RUSHING									
OILERS	Att	Yds	Lg	TD	RAIDERS	Att	Yds	Lg	TD
Granger	14	29	9	0	Dixon	13	48	17	0
Campbell	1	0	0	0	Smith	8	3	3	0
Levias	1	4	4	0	Hubbard	6	19	5	1
Beathard	3	-5	3	0	Todd	8	31	30	0
					Hagberg	2	9	5	0
TOTALS	19	28	9	0	TOTALS	37	110	30	1

PASSING									
OILERS	Att	Cmp	Yds	TD-I	RAIDERS	Att	Cmp	Yds	TD-I
Beathard	46	18	209	1-3	Lamonica	17	13	276	6-1
					Blanda	5	1	33	0-2
TOTALS	46	18	209	1-3	TOTALS	22	14	309	6-3

RECEIVING									
OILERS	Rec	Yds	Lg	TD	RAIDERS	Rec	Yds	Lg	TD
Bierne	5	48	12	0	Biletnikoff	3	70	31	2
Reed	7	81	18	1	Sherman	4	60	24	2
Granger	3	31	24	0	Smith	4	103	60	1
Haik	2	42	29	0	Todd	1	40	40	0
Levias	1	7	7	0	Hubbard	1	33	33	0
					Cannon	1	3	3	1
TOTALS	18	209	29	1	TOTALS	14	309	60	6

AFC WILD CARD GAME – 1978
Houston 17, Miami 9
Dec. 24, 1978 • Orange Bowl

The Oilers, making their first postseason appearance since 1969, advanced to the divisional playoffs on a brilliant passing performance by Dan Pastorini, who completed 20 of 29 passes for 306 yards and one touchdown. The two AFC wild card teams were locked in a 7-7 tie until midway through the fourth quarter. But Pastorini then completed all four of his passes in a 53-yard drive that set up Toni Fritsch's 35-yard field goal for a 10-7 lead with 7:25 left. One play after the ensuing kickoff, Gregg Bingham intercepted a Bob Griese pass and the Oilers drove 50 yards in 10 plays (9 on the ground) for Earl Campbell's clinching touchdown from the one-yard line. Griese completed 11 of 28 passes. Campbell, the NFL's leading rusher during regular season with 1,450 yards, gained 84 yards on 26 carries.

Miami	7	0	0	2	9
Houston	7	0	0	10	17

TEAM	SCORING PLAY	QTR-INTO
Dolphins	Tollman 13 yd. pass from Griese (Yepremian kick)	1-9:58
Oilers	Wilson 13 yd. pass from Pastorini (Fritsch kick)	1-14:57
Oilers	Fritsch 27 yd. field goal	4-5:18
Oilers	Campbell 1 yd. run (Fritsch kick)	4-5:10
Dolphins	Safety	4-14:49

Missed FG: Yepremian missed FG, Bokamper FG blocked
Attendance: 70,036

	Dolphins	Oilers
First downs	14	23
3rd-down conversion-att	5-12-42%	8-16-50%
Total yards	209	455
Rushing yards	91	165
Passing yards	118	290
Passes-comp.-Int.	30-12-3	30-20-0
Punts-avg.	5-48.6	5-44.0
Punt return yards	1-24	3-11
Kickoff return yards	5-109	2-55
Fumbles-lost	2-2	3-1
Penalties-yards	1-5	5-37
Field goals made-att	0-1	1-2
Time of possession	24:17	35:43

RUSHING									
OILERS	Att	Yds	Lg	TD	DOLPHINS	Att	Yds	Lg	TD
Campbell	26	84	20	1	Williams	13	41	9	0
Wilson	14	76	21	0	Harris	9	43	9	0
Coleman	1	2	2	0	Bulaich	2	0	0	0
Poole	1	12	12	0	Moore	1	7	7	0
Pastorini	3	-9	-3	0					
TOTALS	45	165	21	1	TOTALS	25	91	9	0

PASSING									
OILERS	Att	Cmp	Yds	TD-I	DOLPHINS	Att	Cmp	Yds	TD-I
Pastorini	29	20	306	1-0	Griese	28	1	114	1-2
Barber	1	0	0	0-0	Strock	2	1	23	0-1
TOTALS	30	20	306	1-0	TOTALS	30	12	137	1-3

RECEIVING									
OILERS	Rec	Yds	Lg	TD	DOLPHINS	Rec	Yds	Lg	TD
Wilson	5	40	13	1	Harris	4	42	19	0
Caster	1	11	11	0	Williams	1	8	8	0
Barber	4	112	55	0	Tillman	2	24	13	1
Burrough	6	103	53	0	Harris	1	21	21	0
Coleman	1	5	5	0	Bulaich	2	14	9	0
Woods	2	22	16	0	Moore	2	28	23	0
Campbell	1	13	13	0					
TOTALS	20	306	55	1	TOTALS	12	137	23	1

INDIVIDUAL DEFENSE (press box stats)

OILERS – Leading Tackler: Currier 6-2-8, Kiner 5-3-8. Sacks: Washington 1, Bethea 1. Int.: Stemrick 1, Reinfeldt 1, Bingham 1. FR: Washington 1.
DOLPHINS – Leading Tackler: Babb 7-4-11, Baumhower 8-3-11. Sacks: Bokamper 2. Int.: None. FR: Rhone 1.

PLAYOFF GAME SUMMARIES

AFC DIVISIONAL PLAYOFF GAME – 1978
Houston 31, New England 14
December 31, 1978 • Schaefer Stadium

Houston captured its second straight postseason road victory and advanced into its first AFC championship game with an impressive win over New England, the AFC East champion. Houston quarterback Dan Pastorini completed 10 of 13 passes for 184 yards and three touchdowns as the Oilers jumped to a 21-0 halftime lead. After a scoreless first period, Pastorini hit wide receiver Ken Burrough on a 71-yard touchdown pass and connected with tight end Mike Barber on 19- and 13-yard touchdown strikes. New England narrowed the gap to 24-14 early in the final quarter on two scoring passes- a 24-yard option toss from running back Andy Johnson to wide receiver Harold Jackson and another 24-yard pass from backup quarterback Tom Owen to tight end Russ Francis. Linebacker Gregg Bingham's 19-yard interception return to New England's 18-yard line with 5:07 remaining stopped the Patriots' rally and set up running back Earl Campbell's two-yard touchdown run three plays later.

New England	0	0	7	7	14
Houston	0	21	3	7	31

TEAM	SCORING PLAY	QTR-INTO
Oilers	Burrough 71 yd. pass from Pastorini (Fritsch kick)	2-1:35
Oilers	Barber 19 yd. pass from Pastorini (Fritsch kick)	2-8:12
Oilers	Barber 13 yd. pass from Pastorini (Fritsch kick)	2-14:35
Oilers	Fritsch 30 yd. field goal	3-7:56
Patriots	Jackson 24 yd. pass from Johnson (Posey kick)	3-14:43
Patriots	Francis 24 yd. pass from Owen (Posey kick)	4-5:43
Oilers	Campbell 2 yd. run (Fritsch kick)	4-11:19

Missed FG: Posey 43WR
Attendance: 60,881

	Patriots	Oilers
First downs	15	21
3rd-down conversion-att	6-13-46%	11-17-65%
Total yards	263	344
Rushing yards	83	174
Passing yards	180	170
Passes-comp.-Int.	35-16-3	15-12-1
Punts-avg.	4-43.3	5-34.8
Punt return yards	3-6	3-6
Kickoff return yards	5-136	3-53
Fumbles-lost	2-0	1-0
Penalties-yards	8-92	2-25
Field goals made-att	0-1	1-1
Time of possession	26:04	33:06

RUSHING									
OILERS	Att	Yds	Lg	TD	PATRIOTS	Att	Yds	Lg	TD
Campbell	27	118	35	1	Cunningham	10	42	8	0
Wilson	14	26	8	0	Grogan	1	16	16	0
Coleman	7	19	12	0	Johnson	6	14	4	0
Duncan	2	7	5	0	Ivory	3	11	6	0
Poole	3	7	4	0					
Nielson	1	-3	-3	0					
TOTALS	54	174	35	1	TOTALS	20	83	16	0

PASSING									
OILERS	Att	Cmp	Yds	TD-I	PATRIOTS	Att	Cmp	Yds	TD-I
Pastorini	15	12	200	3-1	Grogan	12	3	38	0-2
					Owen	22	12	144	1-1
					Johnson	1	1	24	1-0
TOTALS	15	12	200	3-1	TOTALS	35	16	206	2-3

RECEIVING									
OILERS	Rec	Yds	Lg	TD	PATRIOTS	Rec	Yds	Lg	TD
Barber	5	83	22	2	Francis	8	101	24	1
Burrough	3	91	71	1	Cunningham	3	28	15	0
Carter	2	12	7	0	Morgan	2	37	19	0
Campbell	1	10	10	0	Johnson	2	16	11	0
Woods	1	4	4	0	Jackson	1	24	24	1
TOTALS	12	200	71	3	TOTALS	16	206	24	2

INDIVIDUAL DEFENSE (press box stats)

OILERS – Leading Tackler: Bingham 6-2-8. Sacks: Brazile 1, Washington 1, Bethea 1, Young 1. Int.: Reinfeldt 2, Bingham 1. FR: Pastorini 1.
PATRIOTS – Leading Tackler: Beaudoin 8-7-15. Sacks: Beaudoin 1.0, Bishop 1.0, Zabel 0.5. Int.: Fox 1. FR: Gray 1, Westbrook 1.

AFC CHAMPIONSHIP GAME – 1978
Pittsburgh 34, Houston 5
January 7, 1979 • Three Rivers Stadium

Playing in their first championship game since 1962, the Oilers were unable to unseat a strong Pittsburgh team, dropping a 34-5 contest at Three Rivers Stadium. The Steelers, striking through cold, steady rain for 31 first half points, won their third AFC championship in five years behind their usual solid defense and spectacular performances by Terry Bradshaw and Lynn Swann. Seventeen of the points, came during a 48-second span in the last minute of the half as Pittsburgh capitalized on two fumbles by Ronnie Coleman and one by Johnnie Dirden. Despite the playing conditions that contributed to a postseason record 12 fumbles, Bradshaw completed 11 of 19 passes for 200 yards and touchdowns to John Stallworth and Swann, who caught four passes for 98 yards. Both touchdown passes and one of Roy Gerela's two field goals made up the 17-point burst between 14:08 and 14:56 of the second quarter after Pittsburgh had built a 14-3 lead on scoring runs by Franco Harris and Rocky Bleier.

Pittsburgh	14	17	3	0	34
Houston	0	3	2	0	5

TEAM	SCORING PLAY	QTR-INTO
Steelers	Harris 7 yd. run (Gerela kick)	1-4:58
Steelers	Bleier 17 yd.run (Gerela kick)	1-13:51
Oilers	Fritsch 19 yd. field goal	2-5:21
Steelers	Swan 29 yd. pass from Bradshaw (Gerela kick)	2-14:08
Steelers	Stallworth 17yd. pass from Bradshaw (Gerela kick)	2-14:27
Steelers	Gerela 37 yd. field goal	2-14:56
Steelers	Gerela 22 yd. field goal	3-7:14
Oilers	Washington safety	3-11:10

Missed FG: Gerela 40, 40
Attendance: 49,417

	Steelers	Oilers
First downs	21	10
3rd-down conversion-att	1-9-11%	1-11-9%
Total yards	379	142
Rushing yards	179	72
Passing yards	200	70
Passes-comp.-Int.	19-11-2	26-12-5
Punts-avg.	1-53.0	6-39.5
Punt return yards	6-91	0-0
Kickoff return yards	2-36	8-179
Fumbles-lost	6-3	6-4
Penalties-yards	4-32	5-48
Field goals made-att	2-4	1-1
Time of possession	33:10	18:15

RUSHING									
OILERS	Att	Yds	Lg	TD	STEELERS	Att	Yds	Lg	TD
Campbell	22	62	11	0	Harris	20	51	9	1
Woods	1	9	9	0	Bleier	10	45	15	1
Coleman	1	-5	-5	0	Bradshaw	7	29	13	0
Wilson	2	6	4	0	Delophaime	3	28	23	0
					Thornton	3	22	14	0
					Moser	3	7	5	0
					Kruczek	1	-3	-3	0
TOTALS	26	72	11	0	TOTALS	47	179	23	2

PASSING									
OILERS	Att	Cmp	Yds	TD-I	STEELERS	Att	Cmp	Yds	TD-I
Pastorini	26	12	96	0-5	Bradshaw	19	11	200	2-2
					Kruczek	0	0	0	0-0
TOTALS	26	12	96	0-5	TOTALS	19	11	200	2-2

RECEIVING									
OILERS	Rec	Yds	Lg	TD	STEELERS	Rec	Yds	Lg	TD
Caster	5	44	21	0	Swann	4	98	34	1
Wilson	5	33	8	0	Grossman	2	43	29	0
Coleman	1	15	15	0	Bleier	4	42	16	0
Campbell	1	4	4	0	Stallworth	1	17	17	1
TOTALS	12	96	21	0	TOTALS	11	200	34	2

INDIVIDUAL DEFENSE (press box stats)

OILERS – Leading Tackler: Knoff 9-1-10. Sacks: None. Int.: Knoff 1. FR: Pastorini 1.
STEELERS – Leading Tackler: Lambert 15-5-20. Sacks: None. Int.: None. FR: Shell 1, Davis 1, Pinney 1.

PLAYOFF GAME SUMMARIES

AFC WILD CARD PLAYOFF GAME – 1979 Houston 13, Denver 7 December 23, 1979 • Astrodome

The Oilers, playing a postseason game at home for the first time in 17 years, advanced to the divisional playoffs by shutting out the Broncos over the last three quarters of play. Denver marched 80 yards for a touchdown and a 7-3 lead on its first possession, but Earl Campbell's three-yard scoring run gave Houston a 10-7 halftime margin. Campbell and Oilers quarterback Dan Pastorini both missed second half action with groin injuries but Rob Carpenter and second year quarterback Gifford Nielsen played well in relief during their initial NFL playoff competition. Linebacker Gregg Bingham's 15-yard interception return set up Toni Fritsch's second field goal- a 20-yarder with 4:18 remaining to give Houston a 13-7 edge. The Oilers' defense, which recorded six sacks overall, held the Broncos on the final two series with Curley Culp's third-down sack and Vernon Perry's fourth-down pass deflection the key plays.

Denver 7	0	0	0	7
Houston 3	7	0	3	13

TEAM	SCORING PLAY	QTR-INTO
Oilers	Fritsch 31 yd. field goal	1-4:58
Broncos	Preston 7 yd. pass from Morton (Turner kick)	1-11:33
Oilers	Campbell 3 yd. run (Fritsch kick)	2-14:14
Oilers	Fritsch 20 yd. field goal	4-10:42

Missed FG: Steinfort 50
Attendance: 48,776

	BRONCOS	OILERS
First downs	17	15
3rd-down conversion-att	4-13-31%	7-17-40%
Total yards	216	282
Rushing yards	112	135
Passing yards	104	147
Passes-comp.-Int.	27-14-1	22-10-2
Punts-avg.	5-45.2	5-43.2
Punt return yards	2-25	5-42
Kickoff return yards	4-83	1-26
Fumbles-lost	1-0	0-0
Penalties-yards	7-70	2-19
Field goals made-att	0-1	2-2
Time of possession	27:38	32:22

RUSHING									
OILERS	Att	Yds	Lg	TD	BRONCOS	Att	Yds	Lg	TD
Campbell	16	50	9	1	Armstrong	12	51	15	0
Wilson	8	21	5	0	Preston	9	24	7	0
Coleman	2	5	4	0	Jensen	4	5	3	0
Carpenter	16	59	9	0	Canada	4	29	13	0
					Upchurch	1	3	3	0
					Morton	2	0	0	0
TOTALS	42	135	9	1	TOTALS	32	112	15	0

PASSING									
OILERS	Att	Cmp	Yds	TD-I	BRONCOS	Att	Cmp	Yds	TD-I
Pastorini	18	8	149	0-1	Morton	27	14	144	1-1
Nielsen	4	2	9	0-1					
TOTALS	22	10	158	0-2	TOTALS	27	14	144	1-1

RECEIVING									
OILERS	Rec	Yds	Lg	TD	BRONCOS	Rec	Yds	Lg	TD
Coleman	1	41	41	0	Armstrong	2	22	13	0
Carpenter	3	26	13	0	Egloff	1	17	17	0
Barber	1	31	31	0	Preston	4	40	12	1
Wilson	4	53	20	0	Moses	3	47	25	0
Campbell	1	7	7	0	Jensen	1	11	11	0
					Canada	1	4	4	0
					Odom	2	3	3	0
TOTALS	10	158	41	0	TOTALS	14	144	25	0

INDIVIDUAL DEFENSE (press box stats)

OILERS – Leading Tackler: Bingham 7-3-10. Sacks: Dorris 3, Culp 2, Kennard 1. Int.: Bingham 1. FR: None.
BRONCOS – Leading Tackler: Gradishar 12-1-13. Sacks: Chavous 1. Int.: Thompson 1. FR: None.

AFC DIVISIONAL PLAYOFF GAME – 1979 Houston 17, San Diego 14 December 29, 1979 • San Diego Stadium

The Oilers advanced into their second consecutive AFC Championship Game on the strength of an opportunistic defense and a near-flawless performance by the offensive unit. First-year strong safety Vernon Perry set up 10 of the Oilers' 17 points with a postseason game record of four interceptions in addition to a 57-yard blocked field goal return. Second-year quarterback Gifford Nielsen and third-year running back Rob Carpenter started for regulars Dan Pastorini and Earl Campbell, who were sidelined with groin injuries. The Oilers intercepted AFC passing leader Dan Fouts five times. Nielsen, making his first NFL postseason start, completed a 47-yard scoring pass to Mike Renfro with 12:55 elapsed in the third period to provide the winning margin.

San Diego 7	0	7	0	14
Houston 0	10	7	0	17

TEAM	SCORING PLAY	QTR-INTO
Chargers	C. Williams 1 yd. run (Wood kick)	1-10:11
Oilers	Fritsch 26 yd. field goal	2-10:58
Oilers	Clark 1 yd. run (Fritsch kick)	2-14:41
Chargers	Mitchell 8 yd. run (Wood kick)	3-1:52
Oilers	Renfro 47 yd. pass from Nielson (Fritsch kick)	3-12:55

Missed FG: Wood 26 blocked
Attendance: 51,192

	CHARGERS	OILERS
First downs	25	15
3rd-down conversion-att	7-13-54%	8-16-50%
Total yards	380	259
Rushing yards	19	40
Passing yards	317	111
Passes-comp.-Int.	47-25-5	19-10-1
Punts-avg.	2-32.0	6-40.7
Punt return yards	2-25	1-25
Kickoff return yards	5-88	3-53
Fumbles-lost	0-0	0-0
Penalties-yards	6-30	5-45
Field goals made-att	0-1	1-1
Time of possession	29:54	30:06

RUSHING									
OILERS	Att	Yds	Lg	TD	CHARGERS	Att	Yds	Lg	TD
Wilson	11	39	14	0	Mitchell	8	33	8	1
Carpenter	18	67	11	0	Williams	11	30	8	1
Clark	9	30	11	1					
Nielsen	2	12	14	0					
TOTALS	40	148	14	1	TOTALS	19	63	8	2

PASSING									
OILERS	Att	Cmp	Yds	TD-I	CHARGERS	Att	Cmp	Yds	TD-I
Nielsen	19	10	111	1-1	Fouts	47	25	333	0-5
TOTALS	19	10	111	1-1	TOTALS	47	25	333	0-5

RECEIVING									
OILERS	Rec	Yds	Lg	TD	CHARGERS	Rec	Yds	Lg	TD
Barber	1	12	12	0	Mitchell	4	26	9	0
Carpenter	4	23	7	0	McCrary	1	34	34	0
Wilson	3	16	10	0	Jefferson	4	70	21	0
Renfro	1	47	47	1	Williams	4	30	12	0
Coleman	1	13	13	0	Joiner	4	81	30	0
					Floyd	3	51	23	0
					Klein	5	41	16	0
TOTALS	10	111	47	1	TOTALS	25	333	34	0

INDIVIDUAL DEFENSE (press box stats)

OILERS – Leading Tackler: Perry 6-2-8. Sacks: Bethea 1, Dorris 1. Int.: Perry 4, Wilson 1. FR: None.
CHARGERS – Leading Tackler: Johnson 4-6-10, Fuller 8-2-10. Sacks: None. Int.: Williams 1. FR: None.

PLAYOFF GAME SUMMARIES

AFC CHAMPIONSHIP GAME – 1979
Pittsburgh 27, Houston 13
January 6, 1980 • Three Rivers Stadium

The Steelers held the Oilers to only 24 rushing yards but were also aided by a controversial non-touchdown call to come away with a 27-13 win. Houston jumped to a 7-0 lead just 2:30 into the game when Vernon Perry returned an interception 75 yards for a touchdown. Then after both teams exchanged field goals, Terry Bradshaw completed two touchdown passes, a 16-yarder to tight end Billy Cunningham and a 20-yard score to wide receiver John Stallworth. With the Steelers leading 17-10, the controversial play occurred during the last seconds of the third quarter. Quarterback Dan Pastorini threw a pass to Mike Renfro at the back of the end zone, and Renfro appeared to have caught it for a touchdown with both feet in bounds before he fell out of the end zone. However, the officials ruled the pass incomplete. Although the Oilers protested, and replays would later show that it was inconclusive, they had to settle for a 23-yard field goal. The Steelers would then score 10 unanswered points in the fourth quarter to clinch the victory.

Pittsburgh.....	3	14	0	10	27
Houston.....	7	3	0	3	13

TEAM	SCORING PLAY	QTR-INTO
Oilers	Perry 75 yd. interception return (Fritsch kick)	1-2:30
Steelers	Bahr 21 yd. field goal	1-11:05
Oilers	Fritsch 27 yd. field goal	2-0:48
Steelers	Cunningham 16 yd. pass from Bradshaw (Bahr kick)	2-5:27
Steelers	Stallworth 20 yd. pass from Bradshaw (Bahr kick)	2-12:26
Oilers	Fritsch 23 yd. field goal	4-0:03
Steelers	Bahr 39 yd. field goal	4-5:10
Steelers	Bleier 4 yd. run (Bahr kick)	4-14:06

Missed FG: Bahr 40W/L
Attendance: 50,475

	Steelers	Oilers
First downs	22	11
3rd-down conversion-att	13-19-68%	3-11-27%
Total yards	358	227
Rushing yards	161	24
Passing yards	197	203
Passes-comp.-Int.	30-18-1	29-20-1
Punts-avg.	3-51	4-30
Punt return yards	3-8	2-8
Kickoff return yards	4-82	6-64
Fumbles-lost	1-1	4-2
Penalties-yards	5-34	2-10
Field goals made-att	2-3	2-2
Time of possession	32:56	27:04

RUSHING									
OILERS	Att	Yds	Lg	TD	STEELERS	Att	Yds	Lg	TD
Campbell	17	15	7	0	Harris	21	85	13	0
Wilson	4	9	3	0	Bleier	13	52	8	1
Caster	1	0	0	0	Bradshaw	1	25	25	0
					Thornton	1	-1	-1	0
TOTALS	22	24	7	0	TOTALS	36	161	25	1

PASSING									
OILERS	Att	Cmp	Yds	TD-I	STEELERS	Att	Cmp	Yds	TD-I
Pastorini	28	19	203	0-1	Bradshaw	30	18	219	2-1
Nielsen	1	1	9	0-0					
TOTALS	29	20	212	0-1	TOTALS	30	18	219	2-1

RECEIVING									
OILERS	Rec	Yds	Lg	TD	STEELERS	Rec	Yds	Lg	TD
Wilson	7	60	41	0	Stallworth	3	52	20	1
Coleman	2	46	32	0	Swann	4	64	21	0
Carpenter	5	23	14	0	Harris	6	50	15	0
Renfro	3	52	19	0	Bleier		39	20	0
Campbell	1	11	11	0	Cunningham	2	14	16	1
Merkens	1	12	12	0					
Barber	1	8	8	0					
TOTALS	20	212	41	0	TOTALS	18	219	21	2

INDIVIDUAL DEFENSE (press box stats)

OILERS – Leading Tackler: Stringer 11-2-13. Sacks: Bethea 1, Stensrud 1, Dorris 1. Int.: Perry 1. FR: Carter 1, Renfro 1.

STEELERS – Leading Tackler: Lambert 7-4-11. Sacks: Greenwood 1. Int.: Woodruff 1. FR: Shell 1, Blount 1.

AFC WILD CARD GAME – 1980
Oakland 27, Houston 7
December 28, 1980 • Alameda County Coliseum

The Raiders advanced to the divisional playoffs by shutting out the Oilers over the final three quarters. Oakland converted Earl Campbell's fumble on the first play of the game into Chris Bahr's 47-yard field goal, but Campbell came back to score on a one-yard plunge to give Houston a 7-3 lead. Jim Plunkett's one-yard touchdown pass to Todd Christensen early in the second quarter put the Raiders ahead to stay 10-7. Plunkett added another touchdown on a 44-yard pass to Arthur Whittington on the first play of the final period. Kenny King's 31-yard run set up Bahr's 37-yard field goal that gave Oakland a 20-7 edge. Lester Hayes added two interceptions to his NFL-leading 13 during the regular season. He picked off Ken Stabler's pass in the end zone to end a Houston scoring threat in the third period. In the fourth quarter Hayes' 20-yard interception return capped the Raiders' scoring.

Oakland.....	3	7	0	17	27
Houston.....	7	0	0	0	7

TEAM	SCORING PLAY	QTR-INTO
Raiders	Bahr 47 yd. field goal	1-1:45
Oilers	Campbell 1 yd. run (Fritsch kick)	1-13:15
Raiders	Christensen 1 yd. pass from Plunkett (Bahr kick)	2-9:25
Raiders	Whittington 44 yd. pass from Plunkett (Bahr kick)	4-0:07
Raiders	Bahr 37 yd. field goal	4-8:35
Raiders	Hayes 20 yd. interception return (Bahr kick)	4-9:31

Missed FG: Fritsch 45 short, 37 blocked
Attendance: N/A

	Raiders	Oilers
First downs	12	18
3rd-down conversion-att	3-15-20%	2-15-13%
Total yards	250	275
Rushing yards	111	97
Passing yards	139	178
Passes-comp.-Int.	23-8-1	21-15-2
Punts-avg.	9-51.1	9-44.0
Punt return yards	6-29	7-84
Kickoff return yards	2-47	6-118
Fumbles-lost	2-0	1-1
Penalties-yards	14-91	8-64
Field goals made-att	2-2	0-2
Time of possession	27:56	32:04

RUSHING									
OILERS	Att	Yds	Lg	TD	RAIDERS	Att	Yds	Lg	TD
Campbell	27	91	14	1	King	13	55	27	0
Carpenter	5	9	4	0	Van Eeghen	14	46	9	0
Wilson	1	-3	-3	0	Whittington	5	11	7	0
					Jensen	2	0	0	0
					Plunkett	1	-1	-1	0
TOTALS	29	97	22	0	TOTALS	35	111	27	0

PASSING									
OILERS	Att	Cmp	Yds	TD-I	RAIDERS	Att	Cmp	Yds	TD-I
Stabler	26	15	243	0-2	Plunkett	23	8	168	2-1
Campbell	1	0	0	0-0					
TOTALS	27	15	243	0-2	TOTALS	23	8	168	2-1

RECEIVING									
OILERS	Rec	Yds	Lg	TD	RAIDERS	Rec	Yds	Lg	TD
Barber	4	83	33	0	Whittington	2	64	44	1
Renfro	3	69	39	0	Chester	2	12	10	0
Casper	3	31	12	0	King	1	37	37	0
Carpenter	3	26	14	0	Branch	1	33	33	0
Coleman	1	23	23	0	Van Eeghen	1	21	21	0
B. Johnson	1	11	11	0	Christensen	1	1	1	1
TOTALS	15	243	39	0	TOTALS	8	168	44	2

INDIVIDUAL DEFENSE (press box stats)

OILERS – Leading Tackler: Brazile 9-2-11. Sacks: Bethea 2.0, Bingham 1.0. Int.: Perry 1. FR: None.

RAIDERS – Leading Tackler: Kinlaw 8-2-10. Sacks: Davis 2.0, Hayes 2.0, Browning 1.0, Hendricks 1.0, Jones 1.0. Int.: Hayes 2. FR: McKinney 1, Davis 1.

PLAYOFF GAME SUMMARIES

AFC WILD CARD PLAYOFF GAME – 1987 Houston 23, Seattle 20 (OT) January 3, 1988 • Astrodome

Oilers kicker Tony Zendejas atoned for a fourth-quarter 29-yard field goal miss by converting a 42-yarder 8:05 into overtime to help Houston advance to the divisional playoffs for the first time since 1980. Quarterback Warren Moon completed 21 of 32 passes for 273 yards and one touchdown in his initial NFL playoff game. Drew Hill and Ernest Givins combined for 13 catches for 173 yards, including six for 71 on third downs. Wide receiver Willie Drewrey's first NFL touchdown catch, a 29-yarder, gave the Oilers a 20-13 lead in the third quarter. However, Seattle quarterback Dave Krieg hit wide receiver Steve Largent on a 12-yard scoring pass in the final 1:47 to tie the score and send the game into overtime. Houston held a 47:44 to 20:21 time-of-possession advantage over Seattle and outgained the Seahawks 437 yards to 250.

Seattle	7	3	3	7	0	20
Houston	3	10	7	0	3	23

TEAM	SCORING PLAY	QTR-INTO
Seahawks	Largent 20 yd. pass from Krieg (Johnson kick)	1-3:16
Oilers	Zendejas 47 yd. field goal	1-10:16
Oilers	Rozier 1 yd. run (Zendejas kick)	2-1:43
Oilers	Zendejas 49 yd. field goal	2-8:11
Seahawks	Johnson 33 yd. field goal	2-11:50
Seahawks	Johnson 41 yd. field goal	3-6:37
Oilers	Drewrey 29 yd. pass from Moon (Zendejas kick)	3-12:26
Seahawks	Largent 12 yd. pass from Krieg (Johnson kick)	4-14:34
Oilers	Zendejas 42 yd. field goal	5-8:05

Missed FG: Zendejas 52R, 29L
Attendance: 49,622

	Seahawks		Oilers
First downs	11	27	
3rd-down conversion-att	2-12-16%	10-18-55%	
4th-down conversion-att	1-1-100%	0-0-0%	
Total yards	250	437	
Rushing yards	29	178	
Passing yards	221	259	
Passes-comp.-Int.	39-16-0	32-21-1	
Punts-avg.	7-44.3	3-35.0	
Punt return yards	2-66	4-27	
Kickoff return yards	6-132	4-65	
Fumbles-lost	1-1	2-1	
Penalties-yards	3-20	4-25	
Field goals made-att	2-2	3-5	
Time of possession	20:21	47:44	

RUSHING									
OILERS	Att	Yds	Lg	TD	SEAHAWKS	Att	Yds	Lg	TD
Rozier	21	66	11	1	Williams	7	27	10	0
Highsmith	12	74	16	0	Morris	4	2	4	0
Pinkett	11	29	5	0					
Moon	4	-2	0	0					
Wallace	2	11	9	0					
TOTALS	50	178	16	1	TOTALS	11	29	10	0

PASSING									
OILERS	Att	Cmp	Yds	TD-I	SEAHAWKS	Att	Cmp	Yds	TD-I
Moon	32	21	273	1-1	Krieg	38	16	237	2-0
					Williams	1	0	0	0-0
TOTALS	32	21	273	1-1	TOTALS	39	16	237	2-0

RECEIVING									
OILERS	Rec	Yds	Lg	TD	SEAHAWKS	Rec	Yds	Lg	TD
Rozier	1	7	7	0	Largent	7	132	33	2
Hill	6	84	15	0	Butler	3	73	32	0
Givins	7	89	19	0	Williams	2	5	3	0
Pinkett	1	3	3	0	Skansi	2	13	7	0
Highsmith	2	17	11	0	Morris	1	6	6	0
Drewrey	3	62	29	1	Tice	1	8	8	0
Wallace	1	11	11	0					
TOTALS	21	273	29	1	TOTALS	16	237	33	2

INDIVIDUAL DEFENSE (press box stats)

OILERS – Leading Tackler: Bostic 2-3-5. Sacks: Childress 1.0, Meads 0.5, Lyles 0.5. Int.: Brown 1. FR: Bostic 1, Fuller 1.

SEAHAWKS – Leading Tackler: Bosworth 9-8-17. Sacks: Gaines 1, Bryant 1. Int.: Jenkins 1. FR: Young 1.

AFC DIVISIONAL PLAYOFF GAME – 1987 Denver 34, Houston 10 January 10, 1988 • Mile High Stadium

John Elway passed for two touchdowns and ran for a third as the Broncos defeated the Oilers 34-10 to become the first AFC West team since the San Diego Chargers of 1980 and 1981 to play in consecutive AFC Championship Games. Denver capitalized on two Houston turnovers to take a 14-0 first quarter lead. Safety Steve Wilson recovered Warren Moon's lateral to Mike Rozier at the Oilers' 1-yard line to set up Gene Lang's one-yard run. Karl Mecklenburg's interception on Houston's next possession led to Elway's first touchdown pass, a 27-yarder to Clarence Kay. Kay also caught a one-yarder in the second quarter for the first two-touchdown game of his four-year career. Elway, who completed 14 of 25 passes for 259 yards, scored on a three-yard run with 4:23 remaining to seal the win.

Denver	14	10	3	7	34
Houston	0	3	0	7	10

TEAM	SCORING PLAY	QTR-INTO
Broncos	Lang 1 yd. run (Karlis kick)	1-6:19
Broncos	Kay 27 yd. pass from Elway (Karlis kick)	1-13:34
Broncos	Karlis 43 yd. field goal	2-3:20
Oilers	Zendejas 46 yd. field goal	2-9:03
Broncos	Kay 1 yd. pass from Elway (Karlis kick)	2-13:08
Broncos	Karlis 23 yd. field goal	3-2:29
Oilers	Givins 19 yd. pass from Moon (Zendejas kick)	4-6:38
Broncos	Elway 3 yd. run (Karlis kick)	4-10:33

Missed FG: None
Attendance: 75,968

	Broncos	Oilers
First downs	19	20
3rd-down conversion-att	4-9-44%	8-16-50%
4th-down conversion-att	2-4-50%	1-1-100%
Total yards	316	337
Rushing yards	61	73
Passing yards	255	264
Passes-comp.-Int.	25-14-1	43-24-2
Punts-avg.	2-46.0	3-44.7
Punt return yards	2-15	0-0
Kickoff return yards	2-28	3-62
Fumbles-lost	0-0	2-1
Penalties-yards	4-35	10-73
Field goals made-att	2-2	1-1
Time of possession	27:27	32:33

RUSHING											
OILERS	Att	Yds	Lg	TD	BRONCOS	Att	Yds	Lg	TD		
Rozier	9	25	8	0	Winder	13	46	8	0		
Pinkett	6	20	8	0	Sewell	5	9	5	0		
Moon	5	15	7	0	Elway	4	8	4	1		
Highsmith	5	13	11	0	Bell	2	7	5	0		
Givins	1	0	0	0	Kubiak	2	-3	-1	0		
					Lang	3	-6	1	1		
TOTALS	26	73	11	0	TOTALS	29	61	8	2		

PASSING											
OILERS	Att	Cmp	Yds	TD-I	BRONCOS	Att	Cmp	Yds	TD-I		
Moon	43	24	264	1-2	Elway	25	14	259	2-1		
TOTALS	43	24	264	1-2	TOTALS	25	14	259	2-1		

RECEIVING											
OILERS	Rec	Yds	Lg	TD	BRONCOS	Rec	Yds	Lg	TD		
Hill	5	93	24	0	Johnson	4	105	55	0		
Givins	6	84	19	1	Kay	3	57	29	2		
Duncan	4	32	13	0	Sewell	3	41	25	0		
Highsmith	4	20	16	0	Lang	1	25	25	0		
Drewrey	2	17	9	0	Boddie	1	15	15	0		
Williams	1	7	7	0	Mobley	1	9	9	0		
Rozier	1	6	6	0	Nattiel	1	7	7	0		
Pinkett	1	5	5	0							
TOTALS	24	264	24	1	TOTALS	14	259	55	2		

INDIVIDUAL DEFENSE (press box stats)

OILERS – Leading Tackler: Donaldson 7-1-8. Sacks: Martin 1. Int.: Allen 1. FR: None.

BRONCOS – Leading Tackler: Dennison 6-2-8. Sacks: None. Int.: Haynes 1, Mecklenburg 1. FR: Wilson 1.

PLAYOFF GAME SUMMARIES

AFC WILD CARD PLAYOFF GAME – 1988
Houston 24, Cleveland 23
December 24, 1988 • Cleveland Stadium

The Oilers advanced to the AFC divisional round of the playoffs for the second straight year with a 24-23 win over the Browns. Allen Pinkett scored two touchdowns within a 15-second span of the second quarter, and Warren Moon rallied Houston with 10 fourth-quarter points for the win. Moon's 14-yard scoring pass to Pinkett seven seconds into the second quarter capped a 17-play, 91-yard drive and gave Houston a 7-3 lead. Nose tackle Richard Byrd recovered Don Strock's fumble on the Browns' next play from scrimmage, and Pinkett scored one play later on a 16-yard run for a 14-9 halftime lead. Mike Pagel replaced the injured Strock and completed a 14-yard touchdown pass to Webster Slaughter late in the third quarter for Cleveland's last lead of the day 16-14. Moon directed a 76-yard drive capped by Lorenzo White's one-yard run as Houston regained the lead 21-16. Richard Johnson's interception on the Browns' next possession led to Tony Zendejas's game-winning 49-yard field goal with 1:54 to play.

Cleveland	3	6	7	7	23
Houston	7	7	0	10	24

TEAM	SCORING PLAY	QTR-INTO
Browns	Bahr 33 yd. field goal	1-5:17
Oilers	Pinkett 14 yd. pass from Moon (Zendejas kick)	2-0:07
Oilers	Pinkett 16 yd. run (Zendejas kick)	2-0:22
Browns	Bahr 26 yd. field goal	2-6:27
Browns	Bahr 28 yd. field goal	2-11:41
Brwns	Slaughter 14 yd. pass from Pagel (Bahr kick)	3-12:24
Oilers	White 1 yd. run (Zendejas kick)	4-2:35
Oilers	Zendejas 49 yd. field goal	4-13:06
Browns	Slaughter 2 yd. pass from Pagel (Bahr kick)	4-14:29

Missed FG: None
Attendance: 74,977

	Browns	Oilers
First downs	19	19
3rd-down conversion-att	5-12-41%	8-14-57%
4th-down conversion-att	0-0-0%	0-0-0%
Total yards	260	334
Rushing yards	68	129
Passing yards	192	205
Passes-comp.-Int.	28-19-1	26-16-3
Punts-avg.	3-35.3	3-37.7
Punt return yards	3-27	0-0
Kickoff return yards	3-75	5-72
Fumbles-lost	1-1	2-0
Penalties-yards	9-75	13-118
Field goals made-att	3-3	1-1
Time of possession	26:36	33:24

		RUSHING							
OILERS	Att	Yds	Lg	TD	BROWNS	Att	Yds	Lg	TD
Pinkett	14	82	27	1	Mack	12	14	7	0
Highsmith	2	3	3	0	Byner	9	57	16	0
White	12	30	5	1	Strock	1	0	0	0
Moon	6	16	12	0	Pagel	1	-1	-1	0
Givins	1	-2	-2	0	Fonteno	3	-2	5	0
TOTALS	35	129	27	2	TOTALS	26	68	16	0

		PASSING							
OILERS	Att	Cmp	Yds	TD-I	BROWNS	Att	Cmp	Yds	TD-I
Moon	26	16	213	1-3	Strock	3	2	13	0-0
					Pagel	25	17	179	2-1
TOTALS	26	16	213	1-3	TOTALS	28	19	192	2-1

		RECEIVING							
OILERS	Rec	Yds	Lg	TD	BROWNS	Rec	Yds	Lg	TD
Pinkett	2	24	14	1	Mack	1	6	6	0
White	1	1	1	0	Slaughter	5	58	18	2
Hill	5	73	22	0	Byner	3	10	8	0
Highsmith	1	8	8	0	Langhorne	6	57	17	0
Duncan	2	33	18	0	Weathers	2	27	18	0
Jeffires	3	52	35	0	Brennan	2	34	25	0
Givins	1	8	8	0					
Williams	1	14	14	0					
TOTALS	16	213	35	1	TOTALS	19	192	25	2

INDIVIDUAL DEFENSE (press box stats)

OILERS – Leading Tackler: Allen 7-1-8. Sacks: None. Int.: Johnson 1. FR: Byrd 1.
BROWNS – Leading Tackler: Golic 5-4-9. Sacks: Johnson 1.0. Int.: Wright 2, Harper 1. FR: None.

AFC DIVISIONAL PLAYOFF GAME – 1988
Buffalo 17, Houston 10
January 1, 1989 • Rich Stadium

Buffalo's special teams blocked a punt and a field goal, and the defense registered an interception and a fumble recovery in the fourth quarter, as the Bills advanced to their first-ever AFC Championship Game. Quarterback Jim Kelley completed a team-playoff record 19 of 33 passes for 244 yards with one interception. Rookie running back Thurman Thomas led all rushers with 75 yards on seven carries, including an 11-yard touchdown run that gave Buffalo a 14-3 lead in the third quarter. Robb Riddick's one-yard scoring run followed a blocked punt by safety Leonard Smith. Safety Mark Kelso intercepted a Warren Moon pass on the Oilers' second play of the fourth quarter. Derrick Burroughs's fumble recovery on Houston's next possession helped Buffalo preserve the win in their first-ever playoff game at Rich Stadium.

Buffalo	0	7	7	3	17
Houston	0	3	0	7	10

TEAM	SCORING PLAY	QTR-INTO
Bills	Riddick 1 yd. run (Norwood kick)	2-4:25
Oilers	Zendejas 35 yd. field goal	2-10:28
Bills	Thomas 11 yd. run (Norwood kick)	3-12:02
Bills	Norwood 27 yd. field goal	4-3:25
Oilers	Rozier 1 yd. run (Zendejas kick)	4-9:48

Missed FG: Zendejas 37 blocked, 31WL, Norwood 50, 36WL
Attendance: 79,532

	Bills	Oilers
First downs	18	20
3rd-down conversion-att	3-14-21%	3-12-25%
4th-down conversion-att	0-2-0%	0-0-0%
Total yards	372	351
Rushing yards	135	125
Passing yards	237	226
Passes-comp.-Int.	33-19-1	33-17-1
Punts-avg.	4-39.3	6-37.2
Punt return yards	4-56	1-6
Kickoff return yards	3-57	4-48
Fumbles-lost	1-0	5-2
Penalties-yards	8-57	8-60
Field goals made-att	1-3	1-3
Time of possession	28:53	31:07

		RUSHING							
OILERS	Att	Yds	Lg	TD	BILLS	Att	Yds	Lg	TD
Highsmith	5	57	31	0	Thomas	7	75	40	1
Rozier	13	44	8	0	Mueller	7	24	14	0
Moon	5	11	5	0	Kelly	3	18	10	0
Pinkett	3	13	10	0	Riddick	9	12	5	1
					Reed	1	-1	-1	0
					Harmon	1	7	7	0
					Byrum	1	0	0	0
TOTALS	26	125	31	1	TOTALS	29	135	40	2

		PASSING							
OILERS	Att	Cmp	Yds	TD-I	BILLS	Att	Cmp	Yds	TD-I
Moon	33	17	240	0-1	Kelly	33	19	244	0-1
TOTALS	33	17	240	0-1	TOTALS	33	19	244	0-1

		RECEIVING							
OILERS	Rec	Yds	Lg	TD	BILLS	Rec	Yds	Lg	TD
Hill	4	62	21	0	Reed	6	91	53	0
Highsmith	2	3	7	0	Metzelaars	1	7	7	0
Jeffires	5	78	27	0	Burkett	3	55	26	0
Givins	1	23	23	0	Johnson	3	31	18	0
Duncan	1	9	9	0	Harmon	5	58	17	0
Pinkett	2	21	15	0	Mueller	1	2	2	0
Harris	2	44	29	0					
TOTALS	17	240	29	0	TOTALS	19	244	53	0

INDIVIDUAL DEFENSE (press box stats)

OILERS – Leading Tackler: Brown 8-1-9, Grimsley 9-0-9. Sacks: Childress 1. Int.: Eaton 1. FR: Highsmith 1, Pinkett 1.
BILLS – Leading Tackler: Talley 7-0-7, Still 5-2-7. Sacks: Talley 1, Smith 1. Int.: Kelso 1. FR: Smith 1, Bennett 1.

PLAYOFF GAME SUMMARIES

AFC WILD CARD PLAYOFF GAME – 1989 Pittsburgh 26, Houston 23 (OT) December 31, 1989 • Astrodome

Gary Anderson kicked a 50-yard field goal 3:26 into overtime to cap Pittsburgh's 26-23 comeback win over the Oilers and earn its first playoff victory since 1984. The Steelers, despite being outgained by Houston 380 to 289 total yards, led the game for more than three quarters. Rookie running back Tim Worley converted a fourth-and-one play into a nine-yard touchdown run and Anderson kicked field goals of 25, 30, and 48 yards for a 16-9 fourth-quarter lead. Warren Moon tied the score with an 18-yard touchdown pass to Ernest Givins and gave the Oilers their only lead, 23-16, when he found Givins on a nine-yard scoring pass with six minutes to play. Pittsburgh's Buddy Brister countered with an 82-yard, 11-play drive capped by Merrill Hoge's one-yard touchdown plunge with 46 seconds remaining. Anderson's extra point tied the score and sent the game into overtime. Rod Woodson recovered Lorenzo White's fumble on the Oilers' first play in overtime to set up Anderson's decisive field goal.

Pittsburgh.....	7	3	3	10	3	26
Houston.....	0	6	3	14	0	23

TEAM	SCORING PLAY	QTR-INTO
Steelers	Worley 9 yd. run (Anderson kick)	1-12:07
Oilers	Zendejas 26 yd. field goal	2-5:53
Oilers	Zendejas 35 yd. field goal	2-8:50
Steelers	Anderson 25 yd. field goal	2-13:03
Oilers	Zendejas 26 yd. field goal	3-3:30
Steelers	Anderson 30 yd. field goal	3-11:55
Steelers	Anderson 48 yd. field goal	4-0:30
Oilers	Givins 18 yd. pass from Moon (Zendejas kick)	4-5:46
Oilers	Givins 9 yd. pass from Moon (Zendejas kick)	4-8:58
Steelers	Hoge 2 yd. run (Anderson kick)	4-14:14
Steelers	Anderson 50 yd. field goal	5-3:26

Missed FG: Zendejas 55 Short
Attendance: 58,306

	Steelers	Oilers
First downs	17	22
3rd-down conversion-att	3-14-21%	8-18-44%
4th-down conversion-att	1-1-100%	0-0-0%
Total yards	289	380
Rushing yards	177	65
Passing yards	112	315
Passes-comp.-Int.	33-15-0	48-29-0
Punts-avg.	6-25.3	4-33.0
Punt return yards	2-20	1-0
Kickoff return yards	6-99	2-27
Fumbles-lost	1-1	3-1
Penalties-yards	5-40	8-45
Field goals made-att	4-4	3-4
Time of possession	27:42	35:44

RUSHING									
OILERS	Att	Yds	Lg	TD	STEELERS	Att	Yds	Lg	TD
Highsmith	2	2	4	0	Hoge	17	100	49	1
Rozier	5	12	3	0	Worley	11	54	12	1
White	7	13	5	0	Brister	1	1	1	0
Pinkett	8	26	6	0	Stone	1	22	22	0
Moon	3	12	5	0					
TOTALS	25	65	6	0	TOTALS	30	177	49	2

PASSING									
OILERS	Att	Cmp	Yds	TD-I	STEELERS	Att	Cmp	Yds	TD-I
Moon	48	29	315	2-0	Brister	33	15	127	0-0
TOTALS	48	29	315	2-0	TOTALS	33	15	127	0-0

RECEIVING									
OILERS	Rec	Yds	Lg	TD	STEELERS	Rec	Yds	Lg	TD
Givins	11	136	30	2	Mularkey	3	40	20	0
Hill	6	98	32	0	Stock	1	7	7	0
Rozier	1	5	5	0	Worley	4	23	10	0
Jeffires	3	16	7	0	Hoge	3	26	17	0
Pinkett	3	24	12	0	Lipps	3	24	10	0
Duncan	2	15	9	0	Hill	1	7	7	0
Highsmith	3	21	11	0					
TOTALS	29	315	32	2	TOTALS	15	127	20	0

INDIVIDUAL DEFENSE (press box stats)

OILERS – Leading Tackler: Meads 6-4-10. Sacks: Fairs 1.0. Int.: None. FF: Brown 1. FR: McDowell 1, Moon 1, Pinkett 1.
STEELERS – Leading Tackler: Woodson 6-2-8, Lake 4-4-8. Sacks: None. Int.: None. FF: Woodson 1, Stone 1. FR: Woodson 1.

AFC WILD CARD PLAYOFF GAME – 1990 Cincinnati 41, Houston 14 January 6, 1991 • Riverfront Stadium

Boomer Esiason completed two touchdown passes and ran for a third in the Bengals' victory over the Oilers. Cincinnati built a 20-0 halftime lead as Ickey Woods ran one yard for a touchdown. Esiason flipped a two-yard scoring pass to Harold Green, and Jim Breech kicked two field goals (27 and 30 yards) in the first half. Cincinnati increased its lead to 34-0 in the third quarter when Eric Ball ran three yards for a touchdown and Esiason scored on a 10-yard keeper following James Francis's fumble recovery at Houston's 10-yard line. The Oilers scored on two touchdown passes from Cody Carlson to Ernest Givins (16 and 5 yards). Cincinnati held a 39:45 to 20:15 time-of-possession advantage.

Cincinnati.....	10	10	14	7	41
Houston.....	0	0	7	7	14

TEAM	SCORING PLAY	QTR-INTO
Bengals	Woods 1 yd. run (Breech kick)	1-6:24
Bengals	Breech 27 yd. field goal	1-13:50
Bengals	Green 2 yd. pass from Esiason (Breech kick)	2-5:42
Bengals	Breech 30 yd. field goal	2-14:17
Bengals	Ball 3 yd. run (Breech kick)	3-3:26
Bengals	Esiason 10 yd. run (Breech kick)	3-3:51
Oilers	Givins 16 yd. pass from Carlson (Garcia kick)	3-9:45
Bengals	Kattus 9 yd. pass from Esiason (Breech kick)	4-0:51
Oilers	Givins 5 yd. pass from Carlson (Garcia kick)	4-8:01

Missed FG: None
Attendance: 60,012

	Bengals	Oilers
First downs	24	13
3rd-down conversion-att	4-13-30%	2-9-22%
4th-down conversion-att	2-2-100%	0-0-0%
Total yards	349	226
Rushing yards	187	67
Passing yards	162	165
Passes-comp.-Int.	25-15-1	33-16-1
Punts-avg.	3-45.0	6-42.6
Punt return yards	3-42	1-19
Kickoff return yards	3-58	6-114
Fumbles-lost	1-0	2-1
Penalties-yards	4-40	5-33
Field goals made-att	2-2	0-0
Time of possession	39:45	20:15

RUSHING											
OILERS	Att	Yds	Lg	TD	BENGALS	Att	Yds	Lg	TD		
White	4	2	5	0	Woods	6	11	4	1		
Carlson	4	22	12	0	Brooks	6	17	14	0		
Pinkett	5	43	16	0	Esiason	5	57	14	1		
					Ball	7	33	14	1		
					Green	11	55	12	0		
					Jennings	6	16	10	0		
					Wilhelm	3	-2	0	0		
TOTALS	13	67	16	0	TOTALS	44	187	14	3		

PASSING											
OILERS	Att	Cmp	Yds	TD-I	BENGALS	Att	Cmp	Yds	TD-I		
Carlson	33	16	165	2-1	Esiason	20	14	150	2-0		
					Wilhelm	5	1	12	0-0		
TOTALS	33	16	165	2-1	TOTALS	25	15	162	2-0		

RECEIVING											
OILERS	Rec	Yds	Lg	TD	BENGALS	Rec	Yds	Lg	TD		
White	1	5	5	0	Jennings	2	15	12	0		
Hill	1	5	5	0	Holman	2	51	46	0		
Jeffires	2	33	23	0	Woods	2	13	9	0		
Duncan	1	15	15	0	McGee	2	23	19	0		
Harris	4	37	17	0	Green	2	15	13	1		
Givins	6	60	16	2	Brown	2	14	9	0		
Pinkett	1	10	10	0	Kattus	2	19	10	1		
					Barber	1	12	12	0		
TOTALS	16	165	23	2	TOTALS	12	152	46	2		

INDIVIDUAL DEFENSE (press box stats)

OILERS – Leading Tackler: Kinard 8-4-12. Sacks: None. Int.: None. FF: None. FR: None.
BENGALS – Leading Tackler: Thomas 6-1-7. Sacks: None. Int.: Fulcher 1. FF: None. FR: Francis 1, Jennings 1.

PLAYOFF GAME SUMMARIES

AFC WILD CARD PLAYOFF GAME – 1991 Houston 17, N.Y. Jets 10 December 29, 1991 • Astrodome

Warren Moon threw a pair of touchdown passes to Ernest Givins and the Oilers' defense stopped the Jets inside Houston's 5-yard line twice in the second half to preserve the victory. The Oilers led 14-10 entering the third quarter, when the Jets took the second-half kickoff and consumed more than eight minutes while driving to the Houston 8-yard line. On third down, Ken O'Brien's pass was intercepted by safety Bubba McDowell at the 2. After Al Del Greco's 53-yard field goal put the Oilers ahead 17-10 early in the fourth quarter, New York drove to the Houston 3. But on third down, Al Smith stopped Brad Baxter for no gain. The Jets had one more chance after recovering Moon's fumble at the Oilers' 26 with 4:59 left in the game, but New York could not convert a first down. For Houston, Moon completed 28 of 40 passes for 271 yards, and Drew Hill had nine catches for 77 yards.

New York	0	10	0	0	10
Houston	7	7	0	3	17

TEAM	SCORING PLAY	QTR-INTO
Oilers	E. Givins 5 yd. pass from Moon (Del Greco kick)	1-9:16
Jets	A. Toon 10 yd. pass from O'Brien (Allegre kick)	2-2:44
Oilers	E. Givins 20 yd. pass from Moon (Del Greco kick)	2-11:04
Jets	Allegre 33 yd. field goal	2-14:56
Oilers	Del Greco 53 yd. field goal	4-1:31

Missed FG: Greco 46WR
Attendance: 61,485

	Jets	Oilers
First downs	18	21
3rd-down conversion-att	6-12-50%	8-14-57%
4th-down conversion-att	0-2-0%	0-0-0%
Total yards	285	303
Rushing yards	71	71
Passing yards	214	232
Passes-comp.-Int.	31-21-3	40-28-1
Punts-avg.	2-36	2-44.5
Punt return yards	0-0	0-0
Kickoff return yards	3-54	1-0
Fumbles-lost	0-0	3-1
Penalties-yards	5-45	8-55
Field goals made-att	1-1	1-2
Time of possession	26:20	33:40

RUSHING									
OILERS	Att	Yds	Lg	TD	JETS	Att	Yds	Lg	TD
L. White	17	65	12	0	J. Hector	11	43	8	0
W. Moon	3	6	7	0	B. Baxter	5	14	5	0
					K. O'Brien	2	10	8	0
					F. McNeil	5	4	5	0
TOTALS	20	71	12	0	TOTALS	23	71	8	0

PASSING									
OILERS	Att	Cmp	Yds	TD-I	JETS	Att	Cmp	Yds	TD-I
W. Moon	40	28	271	2-1	K. O'Brien	31	21	221	1-3
TOTALS	40	28	271	2-1	TOTALS	31	21	221	1-3

RECEIVING									
OILERS	Rec	Yds	Lg	TD	JETS	Rec	Yds	Lg	TD
E. Givins	6	83	35	2	A. Toon	8	96	22	1
D. Hill	9	77	20	0	R. Moore	4	70	31	0
H. Jeffries	4	49	24	0	F. McNeil	4	23	10	0
L. White	4	31	17	0	M. Boyer	3	20	11	0
C. Duncan	4	24	8	0	T. Mathis	2	12	6	0
L. Harris	1	7	7	0					
TOTALS	28	271	35	2	TOTALS	21	221	31	1

INDIVIDUAL DEFENSE (press box stats)

OILERS – Leading Tackler: Lathon 4-7-11. Sacks: Williams 1. Int.: McDowell 2, Orlando 1. FF: None. FR: Moon 2.
JETS – Leading Tackler: Clifton 5-6-11, Stargell 8-3-11. Sacks: Lewis 2.0, Lageman 1.0, Young 1.0. Int.: McMillan 1. FF: Young 1, Lageman 1. FR: Stargell 1.

AFC DIVISIONAL PLAYOFF GAME – 1991 Denver 26, Houston 24 January 4, 1992 • Mile High Stadium

David Treadwell's 28-yard field goal with 16 seconds remaining capped a dramatic 87-yard drive in the closing moments to lift the Broncos over the Oilers. Treadwell's winning kick came shortly after John Elway's 44-yard completion to Vance Johnson on fourth-and-10 from the Denver 35-yard line. Earlier on the drive, Elway scrambled seven yards for a first down on fourth-and-6 from the 28. And it was Elway's 22-yard completion to Michael Young that got the Broncos out of a hole at their own 2-yard line. Denver started the winning drive there with no time outs left after Houston's Greg Montgomery dropped his punt out of bounds with 2:07 left in the game. Warren Moon passed for three touchdowns as Houston built first half leads of 14-0 and 21-6. But the Broncos defense stiffened, allowing only a field goal in the second half.

Denver	6	7	3	10	26
Houston	14	7	0	3	24

TEAM	SCORING PLAY	QTR-INTO
Oilers	H. Jeffries 15 yd. pass from Moon (Del Greco kick)	1-1:46
Oilers	D. Hill 9 yd. pass frm Moon (Del Greco kick)	1-9:44
Broncos	V. Johnson 10 yd. pass from Elway (kick no good)	1-13:43
Oilers	C. Duncan 6 yd. pass from Moon (Del Greco kick)	2-4:05
Broncos	G. Lewis 1 yd. run (Treadwell kick)	2-14:21
Broncos	D. Treadwell 49 yd. field goal	3-13:02
Oilers	A. Del Greco 25 yd. field goal	4-1:35
Broncos	G. Lewis 1 yd. run (Treadwell kick)	4-8:07
Broncos	D. Treadwell 28 yd. field goal	4-14:44

Missed FG: Del Greco 33WR
Attendance: 75,301

	Broncos	Oilers
First downs	26	23
3rd-down conversion-att	5-11-45%	5-8-63%
4th-down conversion-att	3-3-100%	0-0-0%
Total yards	418	422
Rushing yards	151	97
Passing yards	267	325
Passes-comp.-Int.	34-20-1	36-27-1
Punts-avg.	2-40.5	1-44
Punt return yards	0-0	0-0
Kickoff return yards	4-88	6-82
Fumbles-lost	3-0	0-0
Penalties-yards	6-70	13-85
Field goals made-att	2-2	1-2
Time of possession	29:34	30:26

RUSHING									
OILERS	Att	Yds	Lg	TD	BRONCOS	Att	Yds	Lg	TD
L. White	17	79	10	0	G. Green	17	59	14	0
W. Moon	2	18	15	0	J. Elway	6	39	15	0
					R. Rivers	1	3	3	0
					G. Lewis	3	2	1	2
					S. Sewell	4	48	19	0
TOTALS	19	97	15	0	TOTALS	31	151	19	2

PASSING									
OILERS	Att	Cmp	Yds	TD-I	BRONCOS	Att	Cmp	Yds	TD-I
W. Moon	36	27	325	3-1	J. Elway	33	19	257	1-1
					S. Sewell	1	1	10	0-0
TOTALS	36	27	325	3-1	TOTALS	34	20	267	1-1

RECEIVING									
OILERS	Rec	Yds	Lg	TD	BRONCOS	Rec	Yds	Lg	TD
H. Jeffries	7	99	49	1	C. Kay	1	8	8	0
L. White	5	35	10	0	V. Johnson	5	78	44	1
E. Givins	6	111	29	0	D. Russell	1	20	20	0
D. Hill	2	21	12	1	S. Sharpe	3	20	7	0
C. Duncan	6	40	11	1	M. Young	4	85	32	0
T. Jones	1	19	19	0	R. Nattiel	2	27	23	0
					S. Sewell	3	28	16	0
					G. Green	1	1	1	0
TOTALS	27	325	49	3	TOTALS	20	267	44	1

INDIVIDUAL DEFENSE (press box stats)

OILERS – Leading Tackler: A. Smith 6-1-7, L. Lathon 6-1-7. Sacks: None. Int.: R. Johnson 1. FF: B. Orlando 1, A. Smith 1. FR: None.
BRONCOS – Leading Tackler: C. Dimry 9-0-9, M. Brooks 7-2-9. Sacks: None. Int.: S. Atwater 1. FF: None. FR: J. Davidson 1.

PLAYOFF GAME SUMMARIES

AFC WILD CARD PLAYOFF GAME – 1992
Buffalo 41, Houston 38 (OT)
 January 3, 1993 • Rich Stadium

Warren Moon threw for 220 yards and four touchdowns in the first half as Houston jumped out to a 28-3 lead. Early in the third quarter, Oilers defensive back Bubba McDowell intercepted Frank Reich's first pass of the second half and returned it 58 yards for a touchdown as the Oilers took a commanding 32-point lead, 35-3. Then, Buffalo started the comeback, advancing 50 yards to score on Davis' 1-yard touchdown run to cut the deficit to 35-10. After a recovered onside kick by the Bills which led to a touchdown, and a 26-yard touchdown pass to wide receiver Andre Reed, the lead was trimmed to 35-24. On the Oilers' ensuing possession, Bills safety Henry Jones intercepted a pass from Moon which led to another touchdown pass from Reich to Reed. Kicker Al Del Greco attempted a field goal to increase the Oilers' lead, but the snap was fumbled. The Bills then scored on a 17-yard touchdown pass, taking the lead 38-35 with three minutes remaining in the game. A last minute drive ending in a 26-yard field goal from Del Greco would send the game into overtime. Early in overtime, Bills defensive back Nate Odomes intercepted a pass from Moon, setting up Steve Christie's 32-yard game-winning field goal.

Buffalo	3	0	28	7	3	41
Houston	7	21	7	3	0	38

TEAM	SCORING PLAY	QTR-LEFT
Oilers	H. Jeffries 3 pass from W. Moon (A. Del Greco kick)	1-5:51
Bills	S. Christie 36 field goal	1-1:24
Oilers	W. Slaughter 7 pass from W. Moon (A. Del Greco kick)	2-8:59
Oilers	C. Duncan 26 pass from W. Moon (A. Del Greco kick)	2-4:09
Oilers	H. Jeffries 27 pass from W. Moon (A. Del Greco kick)	2-0:14
Oilers	B. McDowell 58 INT return (A. Del Greco kick)	3-13:19
Bills	K. Davis 1 run (D. Christie, kick)	3-8:52
Bills	D. Beebe 38 pass from F. Reich (D. Christie kick)	3-7:56
Bills	A. Reed 26 pass from F. Reich (D. Christie kick)	3-4:21
Bills	A. Reed 18 pass from F. Reich (D. Christie kick)	3-2:00
Bills	A. Reed 17 pass from F. Reich (D. Christie kick)	4-3:08
Oilers	A. Del Greco 26 field goal	4-0:12
Bills	D. Christie 32 field goal	5-11:54

Missed FG: None
Attendance: 75,141

	Bills	Oilers
First downs	19	27
3rd-down conversion-att	8-15-53%	6-14-43%
4th-down conversion-att	2-3-67%	2-3-67%
Total yards	366	429
Rushing yards	98	82
Passing yards	268	347
Passes-comp.-Int.	34-21-1	50-36-2
Punts-avg.	2-35	2-24.5
Punt return yards	0-0	1-7
Kickoff return yards	5-55	4-27
Fumbles-lost	0-0	2-0
Penalties-yards	4-30	4-30
Field goals made-att	2-2	1-1
Time of possession	25:27	37:39

OILERS		RUSHING				BILLS			
Att	Yds	Lg	TD	Att	Yds	Lg	TD		
W. Moon	2	7	5	0	T. Thomas	11	26	6	0
L. White	19	75	14	0	K. Davis	13	68	35	1
Montgomery	1	0	0	0	C. Gardner	1	5	5	0
					F. Reich	1	-1	-1	0
TOTALS	22	82	14	0	TOTALS	26	98	35	1

OILERS		PASSING				BILLS			
Att	Cmp	Yds	TD-I	Att	Cmp	Yds	TD-I		
W. Moon	50	36	371	4-2	F. Reich	34	21	289	4-1
TOTALS	50	36	371	4-2	TOTALS	34	21	289	4-1

OILERS		RECEIVING				BILLS			
Rec	Yds	Lg	TD	Rec	Yds	Lg	TD		
C. Duncan	8	57	26	1	P. Metzelaars	3	43	2	0
W. Slaughter	8	73	18	1	A. Reed	8	136	27	3
H. Jeffries	8	98	32	2	T. Thomas	2	-3	1	0
E. Givins	9	117	27	0	D. Beebe	4	64	38	1
L. Harris	2	15	9	0	J. Lofton	2	24	18	0
L. White	1	11	11	0	K. Davis	2	25	19	0
TOTALS	36	371	32	4	TOTALS	21	289	38	4

INDIVIDUAL DEFENSE (press box stats)

OILERS – Leading Tackler: A. Smith 4-3-7. Sacks: W. Fuller 2.0, S. Jones 1.0. Int.: B. McDowell 1. FF: None. FR: None.

BILLS – Leading Tackler: P. Hansen 10-0-10. Sacks: J. Wright 2.0, P. Hansen 1.0, D. Talley 1.0. Int.: H. Jones 1, N. Odomes 1. FF: D. Talley 1. FR: None.

AFC DIVISIONAL PLAYOFF GAME – 1993
Kansas City 28, Houston 20
 January 16, 1994 • Astrodome

Joe Montana threw three second-half touchdown passes, including two just 54 seconds apart in the fourth quarter, to rally the Chiefs past the Oilers. Houston, which entered the game with an 11-game winning streak, jumped out to a 10-0 lead in the opening quarter and still led 13-7 after Al Del Greco's 43-yard field goal with 9:37 remaining in the fourth quarter. But Kansas City marched 71 yards in only 59 seconds, the key play a 38-yard pass interference penalty against Oilers cornerback Cris Dishman, to take the lead for the first time on Montana's 11-yard touchdown pass to J.J. Birden. On the next play from scrimmage, Chiefs linebacker Derrick Thomas sacked Warren Moon, forcing a fumble that defensive tackle Dan Saleaumua recovered at the Oilers' 12-yard line. On third down, Montana's 18-yard touchdown pass to Willie Davis put Kansas City ahead 21-13 with 7:44 left. Houston drove 80 yards to a touchdown to pull within one point with 3:45 to go, but Marcus Allen's 21-yard touchdown run at the 1:55 mark sealed the Oilers' fate.

Kansas City	0	0	7	21	28
Houston	10	0	0	10	20

TEAM	SCORING PLAY	QTR-LEFT
Oilers	A. Del Greco 49 field goal	1-11:10
Oilers	C. Brown 2 run (A. Del Greco kick)	1-1:59
Chiefs	K. Cash 7 pass from J. Montana (N. Lowery kick)	3-10:19
Oilers	A. Del Greco 43 field goal	4-9:37
Chiefs	J. Birden 11 pass from J. Montana (N. Lowery kick)	4-8:38
Chiefs	W. Davis 18 pass from J. Montana (N. Lowery kick)	4-7:44
Oilers	E. Givins 7 pass from W. Moon (A. Del Greco kick)	4-3:35
Chiefs	M. Allen 21 run (N. Lowery kick)	4-1:55

Missed FG: None
Attendance: 64,011

	Chiefs	Oilers
First downs	18	19
3rd-down conversion-att	6-12-50%	7-15-47%
4th-down conversion-att	0-1-0%	0-1-0%
Total yards	354	277
Rushing yards	71	39
Passing yards	283	238
Passes-comp.-Int.	38-22-2	43-32-1
Punts-avg.	3-45	5-48.6
Punt return yards	4-44	1-12
Kickoff return yards	2-38	3-50
Fumbles-lost	0-0	7-2
Penalties-yards	7-51	3-63
Field goals made-att	0-0	2-2
Time of possession	24:18	35:42

OILERS		RUSHING				CHIEFS			
Att	Yds	Lg	TD	Att	Yds	Lg	TD		
W. Moon	3	22	17	0	M. Allen	14	74	21	1
G. Brown	11	17	5	1	D. Krieg	2	-2	-1	0
					K. Anders	1	0	0	0
					J. Montana	1	-1	-1	0
TOTALS	14	39	17	1	TOTALS	18	71	21	1

OILERS		PASSING				CHIEFS			
Att	Cmp	Yds	TD-I	Att	Cmp	Yds	TD-I		
W. Moon	43	32	306	1-1	J. Montana	38	22	299	3-2
TOTALS	43	32	306	1-1	TOTALS	38	22	299	3-2

OILERS		RECEIVING				CHIEFS			
Rec	Yds	Lg	TD	Rec	Yds	Lg	TD		
H. Jeffries	9	88	28	0	J. Birden	6	60	14	1
E. Givins	7	63	15	1	W. Davis	5	96	36	1
G. Wellman	6	80	30	0	K. Cash	4	80	41	1
C. Duncan	6	49	14	0	T. Barnett	2	24	14	0
G. Brown	4	26	12	0	T. McNair	2	9	9	0
					M. Allen	1	12	12	0
					J. Hayes	1	9	9	0
					F. Jones	1	9	9	0
TOTALS	32	306	30	1	TOTALS	22	299	41	3

INDIVIDUAL DEFENSE (press box stats)

OILERS – Leading Tackler: B. Orlando 8-2-10. Sacks: W. Fuller 1.0, L. Lathon 1.0. Int.: S. Jackson 1, T. Hoage 1. FF: None. FR: None.

CHIEFS – Leading Tackler: A. Lewis 8-0-8, M. Bayless 6-2-8, C. Mincy 6-2-8. Sacks: A. Lewis 2.0, D. Thomas 2.0, B. Thompson 2.0, N. Smith 1.0, J. Phillips 1.0. Int.: C. Mincy 1. FF: None. FR: Saleaumua 1.

PLAYOFF GAME SUMMARIES

AFC WILD CARD PLAYOFF GAME – 1999 Tennessee 22, Buffalo 16 January 8, 2000 • Adelphia Coliseum

One of the most memorable finishes in NFL playoff history gave the Titans the franchise's first playoff win since 1991, a 22-16 stunner over the visiting Buffalo Bills. After Steve Christie kicked a 41-yard field goal to give Buffalo a 16-15 lead with 16 seconds remaining, Kevin Dyson returned a Frank Wycheck lateral on the ensuing kickoff 75 yards for a touchdown with three seconds left in the game. The play, quickly dubbed as the "Music City Miracle," gave Tennessee a 22-16 lead that turned into a victory after Buffalo's last-ditch hopes for a matching return touchdown were thwarted. Eddie George paced Tennessee's offense with a 29-carry, 106-yard performance. The victory, in front of a franchise-record crowd at Adelphia Coliseum, allowed the franchise to advance to the AFC Divisional Playoffs for the first time since 1993. The Titans took a 12-0 lead into intermission, but the Bills stormed back behind two touchdowns from Antowain Smith that gave Buffalo a 13-12 lead with 11:08 remaining. Al Del Greco's 36-yard field goal gave the Titans a 15-13 lead with 1:48 remaining, setting up the game's final dramatic moments.

Buffalo	0	0	7	9	16
Tennessee	0	12	0	10	22

TEAM	SCORING PLAY	QTR-LEFT
Titans	R. Johnson sacked by J. Kearse for safety	2-11:19
Titans	S. McNair 1 run (A. Del Greco kick)	2-7:55
Titans	A. Del Greco 40 field goal	2-0:00
Bills	A. Smith 4 run (S. Christie kick)	3-12:28
Bills	A. Smith 1 run (Two-pt. attempt failed)	4-11:08
Titans	A. Del Greco 36 field goal	4-1:48
Bills	S. Christie 41 field goal	4-0:16
Titans	K. Dyson 75 kickoff return (A. Del Greco kick)	4-0:03

Missed FG: A. Del Greco 43W/L
Attendance: 66,782

	Bills	Titans
First downs	13	16
3rd-down conversion-att	5-13-38%	4-16-25%
4th-down conversion-att	0-0-0%	0-0-0%
Total Yards	219	194
Rushing yards	123	139
Passing yards	96	55
Passes-comp.-Int.	22-10-0	24-13-0
Punts-avg.	8-38.5	7-41
Punt return yards	3-10	6-32
Kickoff return yards	4-73	5-192
Fumbles-lost	2-2	2-1
Penalties-yards	10-59	2-12
Field goals made-att	1-2	2-2
Time of possession	24:54	35:06

RUSHING									
TITANS	Att	Yds	Lg	TD	BILLS	Att	Yds	Lg	TD
E. George	29	106	9	0	A. Smith	14	79	44	2
S. McNair	6	19	10	1	J. Linton	5	25	12	0
R. Thomas	4	14	13	0	T. Thomas	5	10	9	0
					R. Johnson	3	9	4	0
TOTALS	39	139	13	1	TOTALS	27	123	44	2

PASSING									
TITANS	Att	Cmp	Yds	TD-I	BILLS	Att	Cmp	Yds	TD-I
S. McNair	24	13	76	0-1	R. Johnson	22	10	131	0-0
TOTALS	24	13	76	0-1	TOTALS	22	10	131	0-0

RECEIVING									
TITANS	Rec	Yds	Lg	TD	BILLS	Rec	Yds	Lg	TD
F. Wycheck	4	29	14	0	P. Price	5	62	15	0
J. Harris	4	20	10	0	E. Moulds	3	62	37	0
E. George	2	4	3	0	S. Gash	1	6	6	0
C. Sanders	1	11	11	0	B. Collins	1	1	1	0
Y. Thigpen	1	8	8	0					
K. Dyson	1	4	4	0					
TOTALS	13	76	14	0	TOTALS	10	131	37	0

INDIVIDUAL DEFENSE (press box stats)

TITANS – Leading Tackler: B. Bishop 6-1-7. Sacks: J. Kearse 2.0, J. Fisk 1.0, S. Rolle 1.0, J. Evans 1.0, K. Holmes 1.0. Int.: None. FF: J. Kearse 1. FR: B. Wortham 1.
BILLS – Leading Tackler: J. Holecek 10-3-13. Sacks: B. Smith 2.5, P. Hansen 0.5. Int.: A. Winfield 1. FF: K. Schulz 1. FR: P. Hansen 1.

AFC DIVISIONAL PLAYOFF GAME – 1999 Tennessee 19, Indianapolis 16 January 16, 2000 • RCA Dome

Eddie George ran for a franchise playoff-record 162 yards and a touchdown as the Tennessee Titans advanced to their first AFC Championship Game since 1979 with a 19-16 victory over the Indianapolis Colts at the RCA Dome. George's 68-yard touchdown run on the first drive of the third quarter gave the Titans the lead for good, and Tennessee's defense held rookie standout Edgerrin James to only 56 yards rushing on 20 carries. Al Del Greco set franchise post-season records for field goals in a game and a career, kicking two of his four field goals in each half to give him 11 for his career. Indiana native Blaine Bishop led the inspired Tennessee defense with 11 tackles and two passes defensed, and the defensive unit as a whole held Peyton Manning in check, with the second-year signal caller completing only 19 of 43 passes for 227 yards in the loss. The Colts pulled within three points with 1:51 remaining on Manning's 15-yard TD run, but Yancey Thigpen sealed Tennessee's victory by recovering Danny Knight's ensuing onside kick.

Indianapolis	3	6	0	7	16
Tennessee	0	6	7	6	19

TEAM	SCORING PLAY	QTR-LEFT
Colts	M. Vanderjagt 40 field goal	1-7:13
Titans	A. Del Greco 49 field goal	2-14:56
Colts	M. Vanderjagt 40 field goal	2-5:38
Titans	A. Del Greco 37 field goal	2-3:15
Colts	M. Vanderjagt 34 field goal	2-0:01
Titans	E. George 68 run (A. Del Greco kick)	3-13:19
Titans	A. Del Greco 25 field goal	4-12:57
Titans	A. Del Greco 43 field goal	4-4:19
Colts	P. Manning 15 run (M. Vanderjagt kick)	4-1:51

Missed FG: None
Attendance: 57,097

	Colts	Titans
First downs	19	13
3rd-down conversion-att	5-15-33%	3-14-21%
4th-down conversion-att	0-1-0%	0-0-0%
Total yards	305	309
Rushing yards	78	197
Passing yards	227	112
Passes-comp.-Int.	43-19-0	24-13-0
Punts-avg.	7-48.6	5-52
Punt return yards	2-24	3-49
Kickoff return yards	6-87	2-47
Fumbles-lost	1-0	1-1
Penalties-yards	7-60	9-78
Field goals made-att	3-3	4-4
Time of possession	28:55	31:05

RUSHING									
TITANS	Att	Yds	Lg	TD	COLTS	Att	Yds	Lg	TD
E. George	26	162	68	1	E. James	20	56	14	0
S. McNair	7	35	29	0	P. Manning	2	22	15	1
TOTALS	33	197	68	1	TOTALS	22	78	15	1

PASSING									
TITANS	Att	Cmp	Yds	TD-I	COLTS	Att	Cmp	Yds	TD-I
S. McNair	24	13	112	0-0	P. Manning	43	19	227	0-0
TOTALS	24	13	112	0-0	TOTALS	43	19	227	0-0

RECEIVING									
TITANS	Rec	Yds	Lg	TD	COLTS	Rec	Yds	Lg	TD
Y. Thigpen	3	19	7	0	M. Harrison	5	65	25	0
F. Wycheck	3	16	6	0	J. Pathon	5	44	13	0
E. George	3	14	6	0	T. Wilkins	4	55	23	0
C. Sanders	2	38	26	0	K. Dilger	2	12	7	0
K. Dyson	2	25	15	0	E.G. Green	1	33	33	0
					M. Pollard	1	10	10	0
					E. James	1	8	8	0
TOTALS	13	112	26	0	TOTALS	19	227	33	0

INDIVIDUAL DEFENSE (press box stats)

TITANS – Leading Tackler: B. Bishop 6-1-7. Sacks: None. Int.: None. FF: D. Sidney 1. FR: None.
COLTS – Leading Tackler: M. Barber 9-1-10. Sacks: None. Int.: None. FF: None. FR: M. Thomas 1.

PLAYOFF GAME SUMMARIES

AFC CHAMPIONSHIP GAME – 1999
Tennessee 33, Jacksonville 14
January 23, 2000 • Alltel Stadium

The Titans advanced to the Super Bowl for the first time in franchise history by defeating the Jacksonville Jaguars for the third time in the same season, 33-14, at Alltel Stadium. Steve McNair ran for 91 yards and two second-half touchdowns, combining with Eddie George for 177 yards rushing on the afternoon. The Titans' defense turned in a dominant performance, forcing six Jacksonville turnovers, including two fumbles and two interceptions from Mark Brunell. Jacksonville led 14-7 on a 33-yard TD run by James Stewart. But the Titans then scored 26 unanswered points, including an Al Del Greco 34-yard field goal that cut the Jaguar lead to 14-10 at halftime. McNair scored on a 1-yard run with 9:24 remaining in the third quarter, and after Mark Brunell was dropped for a safety, Derrick Mason ran the ensuing free kick 80 yards for a touchdown. McNair scored his second touchdown of the game with seven minutes remaining, sealing the 33-14 outcome. The win gave the Titans their first AFC Championship since the AFL-NFL merger, and advanced them to Super Bowl XXXIV against St. Louis.

Jacksonville	7	7	0	0	14
Tennessee	7	3	16	7	33

TEAM	SCORING PLAY	QTR-LEFT
Jaguars	K. Brady 7 pass from M. Brunell (M. Hollis kick)	1-11:20
Titans	Y. Thigpen 9 pass from S. McNair (A. Del Greco kick)	1-5:30
Jaguars	J. Stewart 33 run (M. Hollis kick)	2-4:36
Titans	A. Del Greco 34 field goal	2-0:20
Titans	S. McNair 1 run (A. Del Greco kick)	3-9:24
Titans	M. Brunell sacked by J. Evans & J. Fisk for safety	3-5:13
Titans	D. Mason 80 kickoff return (A. Del Greco kick)	3-4:56
Titans	S. McNair 1 run (A. Del Greco kick)	4-6:59

Missed FG: None
Attendance: 75,206

	Jaguars	Titans
First downs	20	17
3rd-down conversion-att	3-10-30%	3-10-30%
4th-down conversion-att	0-2-0%	0-0-0%
Total yards	360	289
Rushing yards	144	177
Passing yards	216	112
Passes-comp.-Int.	38-19-2	23-14-1
Punts-avg.	3-45.3	5-39.8
Punt return yards	3-2	2-14
Kickoff return yards	6-80	4-174
Fumbles-lost	5-4	5-3
Penalties-yards	9-100	5-39
Field goals made-att	0-0	1-1
Time of possession	28:24	31:36

RUSHING									
TITANS	Att	Yds	Lg	TD	JAGUARS	Att	Yds	Lg	TD
S. McNair	9	91	51	2	F. Taylor	19	110	31	0
E. George	25	86	20	0	J. Stewart	3	35	33	1
					M. Brunell	1	-1	-1	0
TOTALS	34	177	51	2	TOTALS	23	144	33	1

PASSING									
TITANS	Att	Cmp	Yds	TD-I	JAGUARS	Att	Cmp	Yds	TD-I
S. McNair	23	14	112	1-1	M. Brunell	38	19	226	1-2
TOTALS	23	14	112	1-1	TOTALS	38	19	226	1-2

RECEIVING									
TITANS	Rec	Yds	Lg	TD	JAGUARS	Rec	Yds	Lg	TD
J. Harris	3	33	15	0	K. McCardell	6	67	18	0
E. George	3	19	15	0	J. Smith	5	92	37	0
I. Byrd	2	19	11	0	K. Brady	5	44	17	1
Y. Thigpen	2	16	9	1	F. Taylor	2	16	9	0
F. Wycheck	2	12	8	0	D. Jones	1	7	7	0
K. Dyson	1	12	1	0					
L. Neal	1	1	1	0					
TOTALS	14	112	15	1	TOTALS	19	226	37	1

INDIVIDUAL DEFENSE (press box stats)

TITANS – Leading Tackler: E. Robinson 6-1-7. Sacks: B. Bishop 1.0, K. Holmes 1.0, J. Evans 0.5, J. Fisk 0.5. Int.: M. Robertson 1, D. Mitchell 1. FF: E. Robinson 2, B. Bishop 1, K. Holmes 1. FR: D. Walker 1, J. Kearse 1, J. Fisk 1.
JAGUARS– Leading Tackler: K. Hardy 6-4-10. Sacks: T. Brackens 1.0. Int.: F. Bryant 1. FF: T. Brackens 1, L. Marts 1, K. Hardy 1. FR: L. Marts 1, T. Brackens 1.

SUPER BOWL XXXIV – 1999
St. Louis 23, Tennessee 16
January 30, 2000 • Georgia Dome

The Titans' magical season ended at the Georgia Dome, as receiver Kevin Dyson was stopped just short of the goal line on the game's last play by Rams linebacker Mike Jones in a 23-16 St. Louis victory. The play ended an inspired two-minute drive led by Steve McNair, who broke Super Bowl records for rushing yards by a quarterback in both one game and one play for the Titans. The Rams held a 9-0 lead at halftime, extending their lead to 16-0 on a nine yard TD reception by Torry Holt with 7:20 left in the third quarter. The Titans charged back on two touchdown runs by Eddie George, and tied the score at 16 on a 43-yard Al Del Greco field goal with 2:12 remaining. On the first play of the ensuing drive, Isaac Bruce broke free and scored on a 73-yard touchdown pass from Kurt Warner, giving the Rams a seven-point advantage. McNair then led a 12-play, 87-yard drive that culminated in the completion to Dyson. McNair's prolific day included 64 yards rushing. George, meanwhile, rushed for 95 yards to become the Titans' career playoff rushing leader.

St. Louis	3	6	7	7	23
Tennessee	0	0	6	10	16

TEAM	SCORING PLAY	QTR-LEFT
Rams	J. Wilkins 27 yd. field goal	1-3:00
Rams	J. Wilkins 29 yd. field goal	2-4:16
Rams	J. Wilkins 28 yd. field goal	2-0:15
Rams	T. Holt 9 yd. pass from K. Warner (J. Wilkins kick)	3-7:20
Titans	E. George 1 yd. run (two-pt attempt failed)	3-0:14
Titans	E. George 2 yd. run (A. Del Greco kick)	4-7:21
Titans	Del Greco 43 yd. field goal	4-2:12
Rams	I. Bruce 73 yd. pass from K. Warner (J. Wilkins kick)	4-1:54

Missed FG: J. Wilkins 34WR, A. Del Greco 47WL, 47B
Attendance: 72,625

	Rams	Titans
First downs	23	27
3rd-down conversion-att	5-12-42%	6-13-46%
4th-down conversion-att	0-1-0%	1-1-100%
Total yards	436	367
Rushing yards	29	159
Passing yards	407	208
Passes-comp.-Int.	45-24-0	36-22-0
Punts-avg.	2-38.2	3-43
Punt return yards	2-8	1-1
Kickoff return yards	4-55	5-122
Fumbles-lost	2-0	1-0
Penalties-yards	8-60	7-45
Field goals made-att	3-4	1-3
Time of possession	23:34	36:26

RUSHING											
TITANS	Att	Yds	Lg	TD	RAMS	Att	Yds	Lg	TD		
E. George	28	95	13	2	M. Faulk	10	17	4	0		
S. McNair	8	64	23	0	R. Holcombe	1	11	11	0		
					K. Warner	1	1	1	0		
					M. Horan	1	0	0	0		
TOTALS	36	159	23	2	TOTALS	13	29	11	0		

PASSING											
TITANS	Att	Cmp	Yds	TD-I	RAMS	Att	Cmp	Yds	TD-I		
S. McNair	36	22	214	0-0	K. Warner	45	24	414	2-0		
TOTALS	36	22	214	0-0	TOTALS	45	24	414	2-0		

RECEIVING											
TITANS	Rec	Yds	Lg	TD	RAMS	Rec	Yds	Lg	TD		
J. Harris	7	64	21	0	T. Holt	7	109	32	1		
F. Wycheck	5	35	13	0	I. Bruce	6	162	73	1		
K. Dyson	4	41	16	0	M. Faulk	5	90	52	0		
E. George	2	35	32	0	A. Hakim	1	17	17	0		
I. Byrd	2	21	21	0	E. Conwell	1	16	16	0		
D. Mason	2	18	9	0	R. Proehl	1	11	11	0		
					R. Williams	1	9	9	0		
					R. Holcombe	1	1	1	0		
					F. Miller	1	-1	-1	0		
TOTALS	22	214	32	0	TOTALS	24	414	73	2		

INDIVIDUAL DEFENSE (press box stats)

TITANS – Leading Tackler: B. Bishop 4-1-5, A. Dorsett 1-4-5. Sacks: J. Fisk 1.0. Int.: None. FF: None. FR: None.
RAMS– Leading Tackler: B. Jenkins 9-3-12. Sacks: K. Carter 1.0. Int.: None. FF: B. Jenkins 1. FR: None.

PLAYOFF GAME SUMMARIES

AFC DIVISIONAL PLAYOFF GAME – 2000 Baltimore 24, Tennessee 10 January 7, 2001 • Adelphia Coliseum

The Baltimore Ravens used big plays on defense and special teams to advance to the AFC Championship Game with a 24-10 victory over the Tennessee Titans at Adelphia Coliseum. Anthony Mitchell returned a blocked Al Del Greco field goal attempt 90 yards for a touchdown to break a 10-10 tie, and NFL Defensive Player of the Year Ray Lewis returned an interception 50 yards for a touchdown to seal Baltimore's win with 6:41 remaining in the fourth quarter. The Titans took control of the game early, as Eddie George capped off an opening drive that spanned 11 plays and 58 yards with a two-yard touchdown run. Regardless of the final score, it was a dominant performance by the Tennessee defense, as they held the Ravens to six first downs, 134 total yards, and only five completions by Baltimore quarterback Trent Dilfer. Offensively, the Titans dominated Baltimore in first downs (23 to 6), rushing yards (126 to 49) and passing yards (191 to 85), but Baltimore's big plays were ultimately too much to overcome. The loss ended the Titans' reign as AFC Champions and their season at 13-4.

Baltimore	0	7	3	14	24
Tennessee	7	0	3	0	10

TEAM	SCORING PLAY	QTR-LEFT
Titans	E. George 2 run (A. Del Greco kick)	1-7:43
Ravens	Ja. Lewis 1 run (M. Stover kick)	2-9:46
Titans	A. Del Greco 21 field goal	3-8:14
Ravens	M. Stover 38 field goal	3-3:05
Ravens	A. Mitchell 90 field goal return (M. Stover kick)	4-12:12
Ravens	R. Lewis 50 interception return (M. Stover kick)	4-6:41

Missed FG: A. Del Greco 45B, 31LU, 37B
Attendance: 68,527

	Ravens	Titans
First downs	6	23
3rd-down conversion-att	2-11-18%	5-16-31%
4th-down conversion-att	0-0-0%	0-2-0%
Total yards	134	317
Rushing yards	49	126
Passing yards	85	191
Passes-comp.-Int.	17-5-0	47-25-1
Punts-avg.	8-27.6	5-37.8
Punt return yards	1-4	2-5
Kickoff return yards	3-69	4-55
Fumbles-lost	0-0	0-0
Penalties-yards	7-50	6-55
Field goals made-att	1-1	1-4
Time of possession	19:31	40:29

RUSHING									
TITANS	Att	Yds	Lg	TD	RAVENS	Att	Yds	Lg	TD
E. George	27	91	15	1	Ja. Lewis	17	47	14	1
S. McNair	5	31	11	0	T. Dilfer	4	1	4	0
R. Thomas	1	4	4	0	Je. Lewis	1	1	1	0
					S. Gash	1	0	0	0
TOTALS	33	126	15	1	TOTALS	23	49	14	1

PASSING									
TITANS	Att	Cmp	Yds	TD-I	RAVENS	Att	Cmp	Yds	TD-I
S. McNair	46	24	176	0-1	T. Dilfer	16	5	117	0-0
N. O'Donnell	1	1	19	0-0	T. Banks	1	0	0	0-0
TOTALS	47	25	195	0-1	TOTALS	17	5	117	0-0

RECEIVING									
TITANS	Rec	Yds	Lg	TD	RAVENS	Rec	Yds	Lg	TD
E. George	8	5	10	0	Q. Ismail	3	53	33	0
D. Mason	7	88	19	0	S. Sharpe	1	56	56	0
F. Wycheck	5	31	13	0	B. Stokley	1	8	8	0
Y. Thigpen	3	25	11	0					
E. Kinney	1	9	9	0					
S. McNair	1	-10	-10	0					
TOTALS	25	195	19	0	TOTALS	5	117	56	0

INDIVIDUAL DEFENSE (press box stats)

TITANS – Leading Tackler: R. Godfrey 7-2-9. Sacks: R. Godfrey 1.0, J. Fisk 1.0, H. Ford 1.0. Int.: None. FF: None. FR: None.
RAVENS – Leading Tackler: R. Lewis 9-3-12. Sacks: S. Adams 1.0. Int.: R. Lewis 1. FF: None. FR: None.

AFC DIVISIONAL PLAYOFF GAME – 2002 Tennessee 34, Pittsburgh 31 (OT) January 11, 2003 • Adelphia Coliseum

Joe Nedney got a chance for redemption and made a 26-yard field goal 2:15 into overtime that gave the Titans a bruising 34-31 playoff victory over the Pittsburgh Steelers. The kick was the result of a penalty on the previous play by cornerback Dewayne Washington. He drew a 5-yard flag for running into Nedney, giving the kicker another chance after he hooked a 31-yard attempt wide right. Titans quarterback Steve McNair passed for 338 yards and two touchdowns in the game, while tight end Frank Wycheck set a career high with 123 yards on 10 receptions. The Titans scored the game's first 14 points on McNair and Eddie George runs before the Steelers responded with 20 unanswered points. Wycheck and Erron Kinney each caught touchdown passes in the second half. Nedney's game-winner gave the Titans their first victory in four playoff games against Pittsburgh and propelled them into the AFC Championship Game at Oakland.

Pittsburgh	0	13	7	11	0	31
Tennessee	14	0	14	3	3	34

TEAM	SCORING PLAY	QTR-LEFT
Titans	S. McNair 8 run (J. Nedney kick)	1-11:01
Titans	E. George 1 run (J. Nedney kick)	1-0:17
Steelers	H. Ward 8 pass from T. Maddox (J. Reed kick)	2-9:29
Steelers	J. Reed 30 field goal	2-6:47
Steelers	J. Reed 39 field goal	2-0:00
Steelers	A. Zereoue 31 run (J. Reed kick)	3-14:37
Titans	F. Wycheck 7 pass from S. McNair (J. Nedney kick)	3-9:37
Titans	E. Kinney 2 pass from S. McNair (J. Nedney kick)	3-4:38
Steelers	H. Ward 21 pass from T. Maddox (H. Ward to P. Burrese pass)	4-10:09
Steelers	J. Reed 40 yd. field goal	4-8:30
Titans	J. Nedney 42 yd. field goal	4-5:40
Titans	J. Nedney 26 yd. field goal	5-12:45

Missed FG: J. Reed 44WL, J. Nedney 48WR
Attendance: 68,809

	Steelers	Titans
First downs	21	29
3rd-down conversion-att	4-14-29%	12-18-67%
4th-down conversion-att	0-0-0%	1-1-100%
Total yards	324	430
Rushing yards	67	99
Passing yards	257	331
Passes-comp.-Int.	42-21-1	45-27-2
Punts-avg.	6-31.8	4-28.8
Punt return yards	2-14	1-9
Kickoff return yards	6-138	7-116
Fumbles-lost	0-0	2-2
Penalties-yards	6-41	8-92
Field goals made-att	3-4	2-3
Time of possession	24:43	37:32

RUSHING									
TITANS	Att	Yds	Lg	TD	STEELERS	Att	Yds	Lg	TD
E. George	15	33	9	1	A. Zereoue	14	49	31	1
S. McNair	8	29	8	1	A. Randle El	1	11	11	0
D. Mason	2	20	16	0	J. Bettis	3	6	4	0
R. Holcombe	11	17	11	0	H. Ward	2	1	1	0
TOTALS	36	99	16	2	TOTALS	20	67	31	1

PASSING									
TITANS	Att	Cmp	Yds	TD-I	STEELERS	Att	Cmp	Yds	TD-I
S. McNair	44	27	338	2-2	T. Maddox	41	21	266	2-1
N. O'Donnell	1	0	0	0-0	A. Randle El	1	0	0	0-0
TOTALS	45	27	338	2-0	TOTALS	42	21	266	2-1

RECEIVING									
TITANS	Rec	Yds	Lg	TD	STEELERS	Rec	Yds	Lg	TD
F. Wycheck	10	123	39	1	H. Ward	7	82	21	2
D. Bennett	7	85	20	0	A. Randle El	4	53	30	0
D. Mason	5	47	18	0	T. Mathis	3	40	22	0
J. McCareins	2	53	31	0	P. Burrese	2	62	40	0
E. Kinney	2	20	18	1	D. Kreider	2	14	8	0
R. Holcombe	1	10	10	0	A. Zereoue	2	10	6	0
					C. Ma'afala	1	5	5	0
TOTALS	27	338	39	2	TOTALS	21	266	40	2

INDIVIDUAL DEFENSE (press box stats)

TITANS – Leading Tackler: K. Bulluck 5-4-9. Sacks: D. Mitchell 1.0. Int.: S. Rolle 1. FF: None. FR: None.
STEELERS – Leading Tackler: L. Flowers 9-2-11, L. Foote 7-4-11. Sacks: K. Von Oelhoffen 1.0. Int.: D. Townsend 1, C. Scott 1. FF: C. Hampton 1. FR: L. Flowers 1, A. Smith 1.

PLAYOFF GAME SUMMARIES

AFC CHAMPIONSHIP GAME – 2002
Oakland 41, Tennessee 24
 January 19, 2003 • Network Associates Stadium

The Raiders scored 14 unanswered points in the fourth quarter, closing out the Titans 41-24 to advance to Super Bowl XXXVII against Tampa Bay. Steve McNair's second rushing touchdown of the game pulled Tennessee within 27-24 at the end of the third quarter, but Rich Gannon scored on a 2-yard run and Zack Crockett added a 7-yard scoring run, ending a drive that consumed 6:29 on the clock late in the contest. The game's momentum changed before halftime when Oakland turned back-to-back fumbles by Tennessee into 10 points to close out the first half, taking a 24-17 lead at intermission. The Titans had scored 10 unanswered points to take their first lead of the game, 17-14, on McNair's 9-yard rushing touchdown. But a fumble by Robert Holcombe turned into a 1-yard touchdown pass from Gannon to Doug Jolley two plays later. Then John Simon fumbled the ensuing kickoff which Sebastian Janikowski turned into a 43-yard field goal as time expired at intermission.

Tennessee 7	10	7	0	24
Oakland 14	10	3	14	41

TEAM	SCORING PLAY	QTR-LEFT
Raiders	J. Porter 3 pass from R. Gannon (S. Janikowski kick)	1-10:59
Titans	D. Bennett 33 pass from S. McNair (J. Nedney kick)	1-5:59
Raiders	C. Garner 12 pass from R. Gannon (S. Janikowski kick)	1-2:47
Titans	J. Nedney 29 field goal	2-12:39
Titans	S. McNair 9 run (J. Nedney kick)	2-2:47
Raiders	S. Jolley 1 pass from R. Gannon (S. Janikowski kick)	2-1:00
Raiders	S. Janikowski 43 field goal	2-0:00
Raiders	S. Janikowski 32 field goal	3-4:29
Titans	S. McNair 13 run (C. Hentrich kick)	3-0:31
Raiders	R. Gannon 2 run (S. Janikowski kick)	4-11:27
Raiders	Z. Crockett 7 run (S. Janikowski kick)	4-3:25

Missed FG: None
Attendance: 62,544

	Raiders	Titans
First downs	25	28
3rd-down conversion-att	4-9-44%	6-12-50%
4th-down conversion-att	0-0-0%	0-2-0%
Total yards	375	312
Rushing yards	89	138
Passing yards	286	174
Passes-comp.-Int.	41-29-0	36-21-0
Punts-avg.	3-40	3-32.0
Punt return yards	0-0	1-11
Kickoff return yards	5-143	7-131
Fumbles-lost	3-1	2-2
Penalties-yards	14-127	7-60
Field goals made-att	2-2	1-1
Time of possession	26:25	33:35

RUSHING									
TITANS	Att	Yds	Lg	TD	RAIDERS	Att	Yds	Lg	TD
E. George	15	67	17	0	R. Gannon	8	41	14	1
S. McNair	5	53	16	2	C. Garner	7	36	18	0
R. Holcombe	9	24	7	0	Z. Crockett	1	7	7	1
C. Hentrich	1	-6	-6	0	T. Wheatley	1	5	5	0
TOTALS	30	138	17	2	TOTALS	17	89	18	2

PASSING									
TITANS	Att	Cmp	Yds	TD-I	RAIDERS	Att	Cmp	Yds	TD-I
S. McNair	36	21	194	1-0	R. Gannon	41	29	286	3-0
TOTALS	36	21	194	1-0	TOTALS	41	29	286	3-0

RECEIVING									
TITANS	Rec	Yds	Lg	TD	RAIDERS	Rec	Yds	Lg	TD
D. Mason	5	41	14	0	T. Brown	9	73	14	0
R. Holcombe	5	25	9	0	C. Garner	7	55	17	1
F. Wycheck	4	41	18	0	J. Rice	5	79	29	0
D. Bennett	3	58	33	1	J. Porter	4	52	31	1
E. Kinney	2	15	14	0	D. Jolley	3	13	7	1
E. George	1	9	9	0	J. Ritchie	1	14	14	0
E. Berlin	1	5	5	0					
TOTALS	21	194	33	1	TOTALS	29	286	31	3

INDIVIDUAL DEFENSE (press box stats)

TITANS – Leading Tackler: D. Mitchell 7-1-8. Sacks: None. Int.: None. FF: T. Williams 1, K. Carter 1. FR: S. Rolle 1.

RAIDERS – Leading Tackler: E. Barton 7-1-8, C. Woodson 5-3-8. Sacks: N. Harris 1, J. Parrella 1. Int.: None. FF: E. Barton 1. FR: A. Dorsett 1.

AFC WILD CARD PLAYOFF GAME – 2003
Tennessee 20, Baltimore 17
 January 3, 2004 – M&T Bank Stadium

NFL career scoring leader Gary Anderson kicked a 46-yard field goal with 29 seconds left after a courageous effort by a limping Steve McNair, giving the Titans a 20-17 victory in the first-round AFC Wild Card playoff game. McNair, named the league's co-MVP just 24 hours before kickoff, engineered an eight-play, 35-yard drive to set up the winning kick, and Eddie George finished with 88 yards on 25 carries, despite playing with a dislocated shoulder in the second half. In the process, Tennessee snapped a five-game losing streak against the Ravens. The Titans held 2003 NFL rushing champion Jamal Lewis to a season-low 35 yards. The Titans got the better of Ravens linebacker Ray Lewis, the AP NFL Defensive Player of the Year. George ran repeatedly at him all game, dispelling any myth that Lewis owned the 1-on-1 battle. The Titans took a 14-10 lead in the third quarter when McNair threw a 49-yard touchdown pass to Justin McCareins. Tennessee took a 7-0 lead in the first quarter on Chris Brown's first career touchdown from six yards out. The Titans held Lewis to 12 yards rushing on seven carries in the first half and outgained Baltimore 108-15 in the first quarter.

Tennessee 7	0	7	6	20
Baltimore 7	3	0	7	17

TEAM	SCORING PLAY	QTR-LEFT
Titans	C. Brown 6 run (G. Anderson kick)	1-8:54
Ravens	W. Demps 56 interception return (M. Stover kick)	1-6:12
Ravens	M. Stover 43 field goal	2-1:55
Titans	J. McCareins 49 pass from S. McNair (G. Anderson kick)	3-7:59
Titans	G. Anderson 45 field goal	4-9:13
Ravens	T. Heap 35 pass from A. Wright (M. Stover kick)	4-4:30
Titans	G. Anderson 46 field goal	4-0:29

Missed FG: None
Attendance: 69,452

	Ravens	Titans
First downs	12	16
3rd-down conversion-att	3-12-25%	6-15-40%
4th-down conversion-att	0-0-0%	0-0-0%
Total yards	255	324
Rushing yards	54	165
Passing yards	201	159
Passes-comp.-Int.	37-20-2	23-14-3
Punts-avg.	8-48.8	6-44.7
Punt return yards	2-2	6-70
Kickoff return yards	4-79	4-61
Fumbles-lost	1-0	0-0
Penalties-yards	8-70	6-55
Field goals made-att	1-1	2-2
Time of possession	24:52	35:08

RUSHING									
TITANS	Att	Yds	Lg	TD	RAVENS	Att	Yds	Lg	TD
E. George	25	88	13	0	J. Lewis	14	35	8	0
C. Brown	11	61	16	1	A. Wright	2	19	11	0
S. McNair	4	16	9	0					
TOTALS	40	165	16	1	TOTALS	16	54	11	0

PASSING									
TITANS	Att	Cmp	Yds	TD-I	RAVENS	Att	Cmp	Yds	TD-I
S. McNair	23	14	159	1-3	A. Wright	37	20	214	1-2
TOTALS	23	12	159	1-3	TOTALS	37	20	214	1-2

RECEIVING									
TITANS	Rec	Yds	Lg	TD	RAVENS	Rec	Yds	Lg	TD
D. Mason	3	28	12	0	T. Taylor	7	82	30	0
J. McCareins	2	62	49	1	T. Heap	6	80	35	1
F. Wycheck	2	17	14	0	C. Taylor	2	19	16	0
E. Kinney	2	12	6	0	T. Jones	2	16	9	0
E. George	2	9	6	0	J. Lewis	2	4	6	0
D. Bennett	1	17	17	0	M. Robinson	1	13	13	0
T. Calico	1	12	12	0					
C. Brown	1	2	2	0					
TOTALS	14	159	49	1	TOTALS	20	214	35	1

INDIVIDUAL DEFENSE (press box stats)

TITANS – Leading Tackler: K. Bulluck 8-0-8. Sacks: A. Haynesworth 1.0, K. Carter 1. Int.: S. Rolle 1, A. Dyson 1. FF: None. FR: None.

RAVENS – Leading Tackler: R. Lewis 11-6-17. Sacks: None. Int.: W. Demps 1, C. McAlister 1, E. Reed 1. FF: None. FR: None.

PLAYOFF GAME SUMMARIES

AFC DIVISIONAL PLAYOFF GAME – 2003 New England 17, Tennessee 14 January 10, 2004 – Gillette Stadium

NFL co-MVP Steve McNair almost single-handedly took Tennessee downfield in the final minutes. But the man playing with a cracked bone spur in his left ankle saw his final pass fall in and out of the hands of Drew Bennett with 1:45 remaining in a 17-14 playoff loss to the eventual Super Bowl champion New England Patriots. The Titans (13-5) were trying to return to the AFC Championship for the third time in five seasons, and McNair nearly got them there. He tied the game with an 11-yard touchdown pass to Derrick Mason in the third quarter on a drive in which he was a perfect five of five for 59 yards. But the Titans came up just short on the final drive that included a pair of controversial calls against Tennessee. The game-time temperature at kickoff was four degrees with a wind-chill of minus 10. Winds were blowing at 10 mph. It marked the coldest game in both Patriots and Titans history. Rookie running back Chris Brown scored his second career touchdown – and second of the post-season – when he crossed the end zone from five yards out to tie the game at 7 in the first quarter.

Tennessee 7	0	7	0	14
New England 7	7	0	3	17

TEAM	SCORING PLAY	QTR-LEFT
Patriots	B. Johnson 41 pass from T. Brady (A. Vinatieri kick)	1-10:59
Titans	C. Brown 5 run (G. Anderson kick)	1-7:31
Patriots	A. Smith 1 run (A. Vinatieri kick)	2-13:46
Titans	D. Mason 11 pass from S. McNair (G. Anderson kick)	3-4:14
Patriots	A. Vinatieri 46 yd. field goal	4-4:06

Missed FG: G. Anderson 31B, A. Vinatieri 44WL
Attendance: 68,436

	Patriots	Titans
First downs	18	16
3rd-down conversion-att	7-16-44%	7-13-54%
4th-down conversion-att	2-3-67%	0-1-0%
Total yards	297	284
Rushing yards	96	84
Passing yards	201	200
Passes-comp.-Int.	41-21-0	26-18-1
Punts-avg.	4-27.0	4-34.0
Punt return yards	1-9	0-0
Kickoff return yards	3-48	4-92
Fumbles-lost	1-1	0-0
Penalties-yards	2-14	9-55
Field goals made-att	1-2	0-1
Time of possession	28:02	31:58

RUSHING									
TITANS	Att	Yds	Lg	TD	PATRIOTS	Att	Yds	Lg	TD
E. George	16	48	9	0	A. Smith	16	69	17	1
C. Brown	7	35	13	1	K. Faulk	5	22	8	0
S. McNair	2	11	12	0	T. Brady	5	5	5	0
F. Wycheck	1	-10	-10	0	L. Centers	1	0	0	0
TOTALS	26	84	13	1	TOTALS	27	96	17	1

PASSING									
TITANS	Att	Cmp	Yds	TD-I	PATRIOTS	Att	Cmp	Yds	TD-I
S. McNair	26	18	210	1-1	T. Brady	41	21	201	1-0
TOTALS	26	18	210	1-1	TOTALS	41	21	201	1-0

RECEIVING									
TITANS	Rec	Yds	Lg	TD	PATRIOTS	Rec	Yds	Lg	TD
D. Mason	7	90	28	1	D. Givens	4	26	8	0
D. Bennett	3	48	24	0	C. Fauria	3	42	19	0
J. McCareins	2	21	11	0	K. Faulk	3	31	19	0
F. Wycheck	2	9	6	0	D. Branch	3	10	6	0
E. George	2	7	4	0	B. Johnson	2	55	41	1
T. Calico	1	30	30	0	T. Brown	2	11	7	0
E. Kinney	1	5	5	0	D. Ward	1	22	22	0
					L. Centers	1	4	4	0
					A. Smith	1	1	1	0
					D. Graham	1	-1	-1	0
TOTALS	18	210	30	1	TOTALS	21	201	41	1

INDIVIDUAL DEFENSE (press box stats)

TITANS – Leading Tackler: P. Sirmon 9-3-12. Sacks: None. Int.: None. FF: K. Carter 1. FR: C. Hall 1.

PATRIOTS – Leading Tackler: T. Bruschi 5-4-9. Sacks: W. McGinest 2.0, M. Vrabel 1.0. Int.: R. Harrison 1. FF: None. FR: None.

AFC WILD CARD – 2007 Chargers 17, Titans 6 January 6, 2008 – Qualcomm Stadium

A pair of Rob Bironas field goals and a defense that held San Diego to 94 first-half yards enabled the Titans to take a 6-0 halftime lead in their first playoff game in four years. But San Diego scored 17 unanswered points in the second half, exploding for 256 yards, in a 17-6 victory at Qualcomm Stadium. Running back LaDainian Tomlinson was held to 42 yards, but got to celebrate the first playoff victory in three tries in his brilliant career. The Titans bottled up Tomlinson, the two-time NFL rushing champion, and dared quarterback Philip Rivers to beat them. The second-year starter did just that, throwing a 25-yard touchdown pass to Vincent Jackson late in the third quarter that gave San Diego its first lead at 10-6. Tomlinson finally found the end zone midway through the fourth quarter on a fourth-down leap over the pile from inside the 1-yard line that survived a video replay. Tennessee's defense dominated in the first half, holding San Diego to just 10 total yards and without a first down in the first quarter.

Tennessee 3	3	0	0	6
San Diego 0	0	10	7	17

TEAM	SCORING PLAY	QTR-LEFT
Titans	R. Bironas 30 field goal	1- 9:37
Titans	R. Bironas 44 field goal	2- 0:00
Chargers	N. Kaeding 20 field goal	3- 9:41
Chargers	V. Jackson 25 pass from P. Rivers (N. Kaeding kick)	3- 2:35
Chargers	L. Tomlinson 1 run (N. Kaeding kick)	4- 8:45

Missed FG: Kaeding, SD (45WR); Bironas, Tenn. (38WL)
Attendance: 65,640

	Titans	Chargers
First downs	15	17
3rd-down conversion-att	9-16-56%	8-15-53%
4th-down conversion-att	0-0-0%	1-1-100%
Total yards	248	350
Rushing yards	119	68
Passing yards	129	282
Passes-comp.-Int.	29-16-1	30-19-1
Sacked-yards	3-9	1-10
Punts-avg.	5-39.6	4-40.8
Punt return yards	2-15	2-12
Kickoff return yards	4-71	2-40
Fumbles-lost	1-1	1-0
Penalties-yards	6-38	5-53
Field goals made-att	2-3	1-2
Time of possession	27:41	32:19

RUSHING									
TITANS	Att	Yds	Lg	TD	CHARGERS	Att	Yds	Lg	TD
L. White	19	69	13	0	L. Tomlinson	21	42	12	1
A. Hall	3	14	11	0	M. Turner	9	28	11	0
C. Brown	4	13	5	0	P. Rivers	2	-2	-1	0
V. Young	2	12	9	0					
C. Davis	1	11	11	0					
C. Henry	1	0	0	0					
TOTALS	30	119	13	0	TOTALS	32	68	12	1

PASSING									
TITANS	Att	Cmp	Yds	TD-I	CHARGERS	Att	Cmp	Yds	TD-I
V. Young	29	16	138	0-1	P. Rivers	30	19	292	1-1
TOTALS	29	16	138	0-1	TOTALS	30	19	292	1-1

RECEIVING									
TITANS	Rec	Yds	Lg	TD	CHARGERS	Rec	Yds	Lg	TD
B. Troupe	3	44	26	0	C. Chambers	6	121	39	0
E. Moulds	3	18	10	0	V. Jackson	5	114	34	1
B. Hartsock	3	16	6	0	L. Tomlinson	3	19	9	0
B. Ealy	2	17	9	0	B. Manumaleuna	2	18	9	0
C. Davis	2	11	7	0	A. Gates	2	15	16	0
J. Gage	1	19	19	0	C. Davis	1	5	5	0
A. Hall	1	16	16	0					
L. White	1	-3	-3	0					
TOTALS	16	138	26	0	TOTALS	19	292	39	1

INDIVIDUAL DEFENSE

(Opponents - press box stats; Titans - coaching stats)

TITANS – Leading Tackler: K. Bulluck 10-8-2. Sacks: C. Finnegan 1-10. Int.: C. Finnegan 1. FF: C. Finnegan 1. FR: None.

CHARGERS – Leading Tackler: S. Phillips 10-9-1. Sacks: S. Merriman 1-4, J. Cesaire 1-3, L. Castillo 1-2. Int.: D. Florence 1. FF: S. Merriman 1. FR: S. Phillips 1.

PLAYOFF GAME SUMMARIES

AFC DIVISIONAL GAME - 2008
Titans 10, Ravens 13
Saturday, Jan. 10, 2009 • LP Field

Matt Stover connected on a 43-yard field goal with under a minute to play that proved to be the difference as the Ravens defeated the Titans 13-10 in a Divisional Round playoff game at LP Field. Despite being outgained 391-211 in total yards and gaining nine first downs to Tennessee's 21, Baltimore forced three turnovers, all as the Titans were driving inside the Ravens' 30-yard line. Receiver Justin Gage caught a career-high 10 balls for 135 yards, second in his career only to his 147-yard effort in Jacksonville earlier in the season. The Titans were held without a sack for the first time since Week 8. It marked only the third time all season that the Titans did not force a turnover. Defensively, Tennessee held a Baltimore rushing attack averaging four yards-per-carry to 50 yards on 30 carries. Chris Johnson rushed for 72 yards in the first quarter before leaving the game with an injured ankle.

Baltimore	7	0	0	6	13
Tennessee	7	0	0	3	10

TEAM	SCORING PLAY	QTR-LEFT
Titans	C. Johnson 8 run (R. Bironas kick)	1- 4:38
Ravens	D. Mason 48 pass from J. Flacco (M. Stover kick)	1- 1:20
Ravens	M. Stover 21 field goal	4-14:10
Titans	R. Bironas 27 field goal	4- 4:23
Ravens	M. Stover 43 field goal	4- 0:53

Missed FG: R. Bironas, Tenn. (51WL)
Attendance: 69,143

	Ravens	Titans
First downs	9	21
3rd-down conversion-att	3-13-23%	4-14-29%
4th-down conversion-att	0-0-0%	0-2-0%
Total yards	211	391
Rushing yards	50	116
Passing yards	161	275
Passes-comp.-Int.	22-11-0	42-26-1
Sacked-yards	0-0	1-6
Punts-avg.	8-42.8	4-53.3
Punt return yards	1-29	3-8
Kickoff return yards	1-15	4-104
Fumbles-lost	0-0	5-2
Penalties-yards	8-40	12-89
Field goals made-att	2-2	1-2
Time of possession	25:53	34:07

RUSHING									
RAVENS	Att	Yds	Lg	TD	TITANS	Att	Yds	Lg	TD
W. McGahee	12	32	11	0	C. Johnson	11	72	32	1
L. McClain	12	12	8	0	L. White	15	45	12	0
J. Flacco	5	5	3	0	K. Collins	1	0	0	0
L. Neal	1	1	1	0	Q. Ganther	1	-1	-1	0
TOTALS	30	50	11	0	TOTALS	28	116	32	1

PASSING									
RAVENS	Att	Cmp	Yd	TD-I	TITANS	Att	Cmp	Yd	TD-I
J. Flacco	22	11	161	1-0	K. Collins	42	26	281	0-1
TOTALS	22	11	161	1-0	TOTALS	42	26	281	0-1

RECEIVING									
RAVENS	Rec	Yds	Lg	TD	TITANS	Rec	Yds	Lg	TD
D. Mason	5	78	48	1	J. Gage	10	135	24	0
M. Clayton	2	45	37	0	L. White	4	35	19	0
T. Heap	1	23	23	0	B. Scaife	4	23	14	0
L. Neal	1	7	7	0	J. McCareins	2	24	17	0
D. Wilcox	1	4	4	0	B. Jones	2	16	11	0
W. McGahee	1	4	4	0	A. Crumpler	2	9	7	0
					C. Johnson	1	28	28	0
					A. Hall	1	11	11	0
TOTALS	11	161	48	1	TOTALS	26	281	28	0

INDIVIDUAL DEFENSE

(Titans - Coaching Stats; Opponents - Press Box Stats)

TITANS – Leading Tacklers: Bulluck 8-5-3. Sacks: None. Int.: None. FF: None. FR: None.

RAVENS – Leading Tacklers: R. Lewis 11-8-3, B. Scott 11-9-2. Sacks: T. Suggs 1. Int.: S. Rolle 1. FF: Johnson 1, Leonhard 1, Lewis 1. FR: Leonhard 1, Washington 1.

2017 TENNESSEE TITANS SCHEDULE

<p>1</p>  <p>AUG. 12 6:30PM WKRN</p>	<p>2</p>  <p>AUG. 19 2PM WKRN</p>	<p>3</p>  <p>AUG. 27 NOON FOX</p>	<p>4 THURSDAY</p>  <p>AUG. 31 7:30PM WKRN</p>
<p>1</p>  <p>SEPT. 10 NOON CBS</p>	<p>2</p>  <p>SEPT. 17 NOON CBS</p>	<p>3</p>  <p>SEPT. 24 3:05PM FOX</p>	<p>4</p>  <p>OCT. 1 NOON CBS</p>
<p>5</p>  <p>OCT. 8 NOON CBS</p>	<p>6 MONDAY</p>  <p>OCT. 16 7:30PM ESPN</p>	<p>7</p>  <p>OCT. 22 NOON CBS</p>	<p>9</p>  <p>NOV. 5 NOON CBS</p>
<p>10</p>  <p>NOV. 12 NOON FOX</p>	<p>11 THURSDAY</p>  <p>NOV. 16 7:25PM NBC NFL NETWORK / AMAZON PRIME</p>	<p>12</p>  <p>NOV. 26 NOON CBS</p>	<p>13</p>  <p>DEC. 3 NOON CBS</p>
<p>14</p>  <p>DEC. 10 3:05PM CBS</p>	<p>15</p>  <p>DEC. 17 3:25PM CBS</p>	<p>16</p>  <p>DEC. 24 NOON FOX</p>	<p>17</p>  <p>DEC. 31 NOON CBS</p>

PRESEASON

REGULAR SEASON

HOME GAMES ARE IN LIGHT BLUE | ALL TIMES CENTRAL