

WAKE FOREST FOOTBALL

2017 MEDIA GUIDE



THE DEACS ON SUNDAY...



2017 WAKE FOREST FOOTBALL MEDIA GUIDE

Table of Contents	1
Media Information	2
Credits	3
Quick Facts	3
IMG College Radio Network	3
Athletic Communications	3
Alphabetical Roster	4-5
Numerical Roster	6-7
Roster Breakdown	8

2017 DEMON DEACON PLAYERS

Player Bios	9-27
-------------	------

WAKE FOREST FOOTBALL STAFF

Dave Clawson	28-30
Kevin Higgins	31
Warren Ruggiero	32
Jay Sawvel	33
John Hunter	34
Wayne Lineburg	35
Nick Tabacca	36
Dave Cohen	37
Lyle Hemphill	38
Brad Sherrod	39
Support Staff	40-44
Dr. Nathan O. Hatch	45
Ron Wellman	46
McCreary Fieldhouse	47
University Board of Trustees	47
Compliance Information	47

2016 SEASON IN REVIEW

Results	48
Team Statistics	48
Defensive Statistics	48
Individual Statistics	49
Team Game-By-Game	50
Starting Lineups	50
ACC Standings and Statistics	51
Game Recaps	52-58

WAKE FOREST RECORD BOOK

All-Time Results	59
Passing	60
Rushing	61
100-Yard Games	62-63
Receiving	64-65
Scoring	65
Total Offense/All-Purpose	66
Placekicking	67
Punting	68

Punt Returns	68
Kick Returns	68
Tackles	69
Interceptions	70
Long Plays	71
Annual Leaders	72-75
National Rankings	75
Team Records	76-79
Class Records	80
Miscellaneous Records	81
Bowl Game Records	82
Opponent Records	83
Attendance Records	84
BB&T Field Records	84-85
Year-By-Year Statistics	86-87
ACC/NCAA Statistical Leaders	88
Best ACC Performances	89

WAKE FOREST FOOTBALL HISTORY

Head Coaches	90
Assistant Coaches	91
ACC Players of the Year	92
All-Americans	93-95
All-ACC Selections	96-97
Academic Honors	98
Special Awards	99
Deacons In The NFL Draft - By Year	100
Deacons In The NFL Draft - By Round	101
Deacons In The Pros	102-103
All-Star Games	104
Retired Numbers	104
Letterwinners	105-110
1946 Gator Bowl	111
1949 Dixie Bowl	111
1979 Tangerine Bowl	112
1992 Independence Bowl	112
1999 Aloha Bowl	113
2002 Seattle Bowl	113
2006 ACC Championship Game	114
2007 FedEx Orange Bowl	114
2007 Meineke Car Care Bowl	115
2008 EagleBank Bowl	115
2011 Music City Bowl	116
2016 Military Bowl	116
Series Records	117
Series Results	118-121
Records By Site	121
Year-By-Year Results	122-128

PRONUNCIATION GUIDE

Alex Bachman	BOCK-man
Justin Bartee	bar-TEE
Carlos Basham	BASH-em
Essang Bassey	EE-sang BASS-ee
Elontae Bateman	ee-LON-tay
Christian Beal	BEEL
Matthew Considine	CON-si-DINE
Dayton Diemel	DEEM-uhl
Wendell Dunn	when-DELL
Duke Ejiofor	EDGE-eh-for
Jack Freudenthal	FROOD-en-thal
Malik Grate	GREAT
Justin Herron	her-RON
Tabari Hines	tuh-BAR-ee
Waydale Jones	way-DELL
Sulaiman Kamara	SUE-lay-mon kuh-MAR-a
Dom Maggio	MAH-gee-oh
Kalin McNeil	KAY-lin
Je'Vionte' Nash	JAY-vee-on-tay
Trey Ndlovu	en-LOW-vu
Loic Nya	low-EEK NYE-a
Patrick Osterhage	OH-stir-hage
Christopher Pearcey	PEER-see
Allan Rappleyea	rap-LEE-yay
Traveon Redd	TRAY-vee-on
Cam Serigne	SAIR-in-ay
James Sriraman	shree-RAH-man
Justin Strnad	stir-NOD
Taleni Suhren	tuh-LENNY SUR-ren
A'Lique Terry	uh-LEAK
Jaboree Williams	juh-BAR-ee
Ja'cquez Williams	juh-KEZ
John Wolford	WOHL-ferd
Willie Yarbary	YAR-bare-ee



MEDIA INFORMATION

PRESS CREDENTIALS

Media credentials for all Wake Forest home games can be obtained by sending a written request on company letterhead (via email or fax) to Steve Shutt in the Athletic Communications Office.

All requests are screened to ensure a working pressbox with priority given to daily newspapers, radio/TV sports directors and other media who cover the Deacons and their opponents on a regular basis.

Guests are not permitted in any working media area. If you wish to bring a guest to any game, contact Steve Shutt regarding the availability of tickets.

MEDIA WILL CALL

Credentials will be mailed for all requests received seven days in advance of the specified game. All other credentials should be picked up in the Athletic Communications office the day before the game, or at the Media Will Call window no earlier than three hours prior to kickoff. Media Will Call is located at Gate 1 of McCreary Tower at BB&T Field.

MCCREARY TOWER MEDIA ENTRANCE

To access the Skeeter Francis Press Box in McCreary Tower, media members should use the South elevators, also known as the Black Lobby. The pressbox is located on the sixth floor.

Bags will be searched prior to entering the stadium. No outside food or drinks are allowed into BB&T Field. Also, no food or drink can be carried onto the elevators once inside McCreary Tower.

SIDELINE REGULATIONS

In order to access the sidelines, photographers must have a photo credential and an arm band. Arm bands are available on the sixth floor of McCreary Tower.

Tripods are allowed on the field but must be at least five yards away from the sideline or end line.

No photographers or media personnel are permitted within the team areas (midfield between the 25-yard lines) at any time. Please work from either side of the team area and move quickly behind the benches when changing ends of the field.

MEDIA SERVICES

Pregame statistics, game notes and programs are provided to working media in the pressbox prior to kickoff. Quickie stats will be distributed in the press box after each quarter and in the Boyette Media Room in Bridger Field House after the game.

Final game packets will be available in the pressbox following interviews. Play-by-play, final individual and team stats, and coaches' quotes are included in the postgame packet.

Coach Dave Clawson will be available for comments and questions in the Boyette Media Room on the ground floor of Bridger Field House approximately 10 minutes following the conclusion of the game.

The Athletic Communications office will transcribe a portion of the postgame comments from Clawson and selected Demon Deacon players.

After Coach Clawson's 10-minute session, requested Wake Forest players will be made available in the Boyette Media Room. Requests for specific players should be submitted to the Wake Forest Athletic Communications staff in the pressbox before or during the fourth quarter.

The Wake Forest locker room is closed to the media at all times. The visiting coach will be available in the Helms Conference Room on the third floor of Bridger Field House after the game. Visiting player availability will be announced in the press box.

TELEPHONES

Anyone wishing to have a personal telephone line installed should contact AT&T (866-620-6000). If you wish to list the Athletic Communications Office as a local contact, please let us know and we will confirm the installation of your line. The street address for BB&T Field is:
BB&T Field
499 Deacon Boulevard
Winston-Salem, NC 27105

WIRELESS INTERNET SERVICE

High-speed wireless internet access is provided free of charge in the Skeeter Francis Press Box. Instructions on connecting to the wireless network can be obtained from a Wake Forest Athletic Communications staff member.

PRESSBOX PHONE NUMBER

The phone number for the BB&T Field pressbox is (336) 758-7523. The back-up number is (336) 896-9159.

DURING THE WEEK

Head coach Dave Clawson and selected players will meet with print, radio and television media from 11:00 a.m. to 1:00 p.m. each Tuesday throughout the season (game weeks only).

The weekly luncheon/press conference will take place in the Rover Room, located on the second floor of the Miller Center on campus. Selected Demon Deacon players, their academic schedules permitting, will be made available from 11:00 to 11:30 a.m., followed by lunch and then Coach Clawson's session from 12:15 to 1:00 p.m.

Media are encouraged to use these times for all needed player and coach interviews, if possible.

Please inform the Athletic Communications office of any specific player requests for the Tuesday session by 5:00 p.m. Sunday. Media requiring assistance in reaching Coach Clawson at other times should contact the Athletic Communications office. All other player interviews must be arranged through the Athletic Communications office at least 24 hours in advance. No player interviews will be conducted, either in person or by phone, after 3:00 p.m. on Thursday of game week.

As a convenience to out of town media and Deacon fans worldwide, WakeForestSports.com will archive audio and video from the weekly Tuesday press conference. The audio and video are both available, free of charge, on the All-Access portion of WakeForestSports.com.

ATLANTIC COAST SPORTS MEDIA ASSOCIATION

All members of the media that routinely cover ACC football are invited to join the Atlantic Coast Sports Media Association (ACSMA). To join, contact Brian Morrison at the ACC office (336-851-6062).

The Associated Press/ACSMA All-ACC teams, Coach of the Year, Player of the Year and Rookie of the Year are selected in a vote by members of ACSMA. The teams and winners will be announced during the week immediately following the conclusion of the regular season. ACSMA also selects ACC football players of the week.

ACC MEDIA SERVICES

Weekly Satellite Feed: ACC football video highlights and interviews will be available via satellite every Wednesday afternoon during the 2017 season at a time and feed to be determined. For more information, please contact Scott McBurney, Director of ACC Video Services (336-851-6062).

TheACC.com: The Atlantic Coast Conference web site contains links to each ACC school athletic department home page. TheACC.com is also the site for the instant replay of the league's head football coaches teleconference every Wednesday afternoon during the season.

Coaches Teleconference: The 14 ACC football coaches will be featured on a weekly teleconference each Wednesday from 10:30 a.m. to 12:50 p.m., beginning August 30, and concluding November 21. Each coach will have 10 minutes to make an opening statement and answer questions. There will be an instant replay of each teleconference on the ACC's internet site, theACC.com, each Wednesday afternoon.

2017 ACC COACHES TELECONFERENCE

Brian Kelly, Notre Dame*	10:20
Bronco Mendenhall, Virginia	10:30
Dabo Swinney, Clemson	10:40
Jimbo Fisher, Florida State	10:50
Bobby Petrino, Louisville	11:00
Dino Babers, Syracuse	11:10
Paul Johnson, Georgia Tech.	11:30
Larry Fedora, North Carolina	11:40
Justin Fuente, Virginia Tech.	11:50
Dave Clawson, Wake Forest	12:00
Pat Narduzzi, Pitt	12:10
Steve Addazio, Boston College	12:20
David Cutcliffe, Duke	12:30
Dave Doeren, NC State	12:40
Mark Richt, Miami	12:50

*Kelly will join call the week ND plays an ACC foe.

Contact the ACC media relations office (336-851-6062) to obtain the phone number

WAKEFORESTSPO RTS.COM

Updated statistics, game notes and complete student-athlete biographies for Wake Forest football, as well as all other Demon Deacon varsity sports, are available on the Wake Forest Athletics homepage. Wake Forest fans can also access live radio broadcasts and live statistics at www.WakeForestSports.com.

IN-GAME NOTES VIA TWITTER

The Wake Forest Athletic Communications Office posts in-game notes via Twitter. Follow the real-time updates at [Twitter.com/WakeFB](https://twitter.com/WakeFB).

QUICK FACTS & CREDITS

UNIVERSITY QUICK FACTS

Location Winston-Salem, NC 27109
 Founded 1834 in Wake Forest, NC
 Enrollment 4,955 undergraduate
 Affiliation NCAA Division I
 Football Bowl Subdivision (FBS)
 Conference Atlantic Coast
 Colors Old Gold & Black
 President Dr. Nathan O. Hatch
 Faculty Athletic Representative Dr. Peter Brubaker
 Athletic Director Ron Wellman
 Athletic Department Phone (336) 758-4620
 Ticket Office Phone (888) 758-DEAC

STADIUM INFORMATION

Stadium BB&T Field (31,500)
 Surface FieldTurf
 Date Opened Sept. 14, 1968 as Groves Stadium
 McCreary Tower Addition 2008
 Record in Stadium 123-153-4 (50th season)
 Largest Crowd 37,623 vs. UNC (Nov. 13, 2004)
 Season Attendance Record 223,769 (2011, 7 games)
 Press Box Phone (336) 896-9159

PROGRAM HISTORY

First Year of Football 1888
 Season of Football in 2017 116th
 Bowl Appearances 11 (7-4)
 Last Bowl Game 2016 Military Bowl
 All-Time Record 442-648-33 (.408)
 All-Time ACC Record 135-309-5 (.306)



WAKE FOREST IMG SPORTS NETWORK

General Manager Jeff Salisbury
 Email Jeff.Salisbury@img.com
 Play-By-Play Announcer Stan Cotten
 Email Stan.Cotten@img.com
 Analyst Lary Sorensen
 Sidelines Dave Goren
 Engineer Tim Sparks
 Spotter Josh Nixon
 Studio Host Phil Brame
 Partner Services Coordinator Melissa Sexton
 Flagship Station WBRF-FM 98.1 (Galax, VA; Triad)

TEAM INFORMATION

2016 Overall Record 7-6
 Conference Record/Finish 3-5 (4th Atlantic)
 Letterwinners Returning 43
 (21 offense, 17 defense, 5 specialists)
 Letterwinners Lost 16
 (5 offense, 11 defense, 0 specialists)
 Starters Returning/Lost 17/8
 Offense 9/2
 Defense 5/6
 Special Teams 3/0

COACHING STAFF

Head Coach Dave Clawson
 Alma Mater, Year Williams, 1989
 Record at Wake Forest/Years 13-24 (4th year)
 Career Record/Years 103-104 (18th year)
 Football Office Phone (336) 758-5633
 Best Time To Reach Through Ath. Communications
 Assistant Coaches
 Assistant Head Coach/WR Kevin Higgins
 Offensive Coordinator/QB Warren Ruggiero
 Offensive Line Nick Tabacca
 Running Backs John Hunter
 Special Teams Coordinator/TE Wayne Lineburg
 Defensive Coordinator/CB Jay Sawvel
 Rush Defense Coord/Defensive Line Dave Cohen
 Linebackers Brad Sherrod
 Safeties Lyle Hemphill

FOOTBALL SUPPORT STAFF

Assistant AD/Football Operations Jordan Jarry
 Director of Recruiting Taylor Redd
 Director, Football Sports Performance Brandon Hourigan
 Asst Director, Football Sports Performance Chad Bari
 Asst Director, Football Sports Performance Jamel Cooper
 Sports Performance Assistant Nick Zinani
 Sports Performance Volunteer Brendan Nave
 Athletic Trainer Chris Hanks
 Assistant Athletic Trainer Ada Weiss
 Equipment Manager Brian Daniels
 Video Coordinator Ben Cauthen
 Video/Operations Assistant John Ford
 Video/Operations Assistant Ben Baker
 Administrative Assistant Bonnie Rae
 Graduate Assistant Stephen Bravo-Brown
 Graduate Assistant Kevin Reihner
 Graduate Assistant Greg Jones
 Graduate Assistant Seth Payne
 Recruiting Assistant Chris Coulter
 Recruiting Assistant Terrell Dallas
 Recruiting Assistant Montel Hardy
 Recruiting Assistant Candra Howell
 Recruiting/Quality Control Ass't Bryant Gross-Armiento

PHOTOGRAPHY

Chief photography provided by Brian Westerholt, Sports on Film. Additional photography by the Associated Press; Allen Aycock; Ken Bennett, WFU photographer; Harry Caston; Gene Galin, Chatham Journal; Getty Images; John Grogan; Bob Hebert; Jeremy Hopkins; Military Bowl; Brian Persinger; Alan Petersime; Jim Rae, Photo Innovations; Christine Rucker; Nick Sebesta; Julie Shipman; Corky Trewin; John Walsh; Joe Vogan; Danny Wild, Puget Sound Digital; Kate Turner Pope; Athletic Communications archives.

WAKE FOREST ATHLETIC COMMUNICATIONS

STEVE SHUTT

Associate AD/Ath. Comm.
 Primary Football Contact
 O: (336) 758-5641
 C: (336) 970-7512
 E: shuttsj@wfu.edu



DAN WALLACE

Assistant Director
 Secondary Football Contact
 O: (336) 758-1880
 C: (630) 450-2077
 E: wallacdj@wfu.edu



STEVE KIRKLAND

Director
 O: (336) 758-6099
 C: (434) 825-5241
 E: skirkland@wfu.edu



JAY GARNEAU

Assistant Director
 O: (336) 758-3229
 C: (630) 290-2408
 E: garnejp@wfu.edu




ERIN MEYER

Assistant Director
 O: (336) 758-4120
 C: (636) 489-8367
 E: meyererek@wfu.edu



JOSEPH GARWOOD

Communications Assistant
 O: (336) 758-5842
 C: (336) 782-4148
 E: garwooj@wfu.edu



KINSEY SCHULTZ

Communications Coordinator
 O: (336) 758-4894
 C: (704) 806-2977
 E: patemk@wfu.edu



LINDA RIECK

Administrative Coordinator
 Football Credentials
 O: (336) 758-5640
 E: riecklc@wfu.edu



WAKE FOREST ATHLETIC COMMUNICATIONS

519 Deacon Blvd.
 Winston-Salem, NC, 27105

Main Office: (336) 758-5640
 Office Fax: (336) 758-5140

MEDIA GUIDE CREDITS

The 2017 Wake Forest football media guide is a publication of the Wake Forest Athletic Communications office. The guide was written by Steve Shutt and Dan Wallace, with layout by Steve Kirkland and Dan Wallace. Editorial assistance was provided by Bonnie Rae, Jay Garneau, Erin Meyer and Joseph Garwood. The front and back covers were designed by Steve Kirkland and Wildfire.

2017 ALPHABETICAL ROSTER

NO.	NAME	POS.	HT.	WT.	YR.	HOMETOWN/HIGH SCHOOL/PREVIOUS SCHOOL
91	Mike Allen	DL	6-5	245	Fr.	Sugar Hill GA/Lanier
70	Ryan Anderson	OL	6-6	300	R-Jr.	Raleigh, NC/The Hun School (NJ)
17	Alex Bachman	WR	6-0	185	Jr.	Westlake Village, CA/Oaks Christian
46	Justin Bartee	DB	5-10	210	Fr.	Vienna, VA/Oakton
18	Carlos Basham, Jr.	DL	6-5	265	R-Fr.	Roanoke, VA/Northside
21	Essang Bassey	DB	5-10	180	So.	Columbus, GA/Columbus
54	Elontae Bateman	DL	6-2	285	R-So.	Memphis, TN/Ridgeway
3	Jessie Bates III	DB	6-2	195	R-So.	Fort Wayne, IN/Snider
26	Christian Beal	RB	5-10	180	Fr.	Winston-Salem, NC/East Forsyth
20	Tyler Bell	RB	5-11	215	Jr.	Mobile, AL/Faith Academy
73	Jake Benzinger	OL	6-7	295	R-So.	Williamston, MA/Mt Greylock
45	Paris Black	DL	6-3	245	R-So.	Fayetteville, NC/Terry Sanford
13	Tayvon Bowers	QB	6-1	220	Fr.	Harrisburg, PA/Bishop McDevitt
97	Ben Brown	PK	6-2	170	R-So.	Chevy Chase, MD/Bullis
32	Jeff Burley	LB	6-2	225	Fr.	Jackson, GA/Jackson
5	Arkeem Byrd	RB	6-1	190	R-Fr.	Savannah, GA/Jenkins
51	Chris Calhoun	DL	6-4	245	Jr.	Alpharetta, GA/Centennial
36	Cade Carney	RB	5-11	215	So.	Advance, NC/Davidson Day
98	Adam Centers	PK	6-0	205	R-Jr.	Coppell, TX/Coppell
23	Brandon Chapman	TE	6-5	255	R-Fr.	Grove City, OH/Grove City
56	Spencer Clapp	OL	6-6	250	Fr.	Gibsonville, NC/Eastern Guilford
88	Steven Claude	WR	6-2	195	R-So.	Miami, FL/Champagnat Catholic
22	Matt Colburn II	RB	5-10	205	Jr.	Irmo, SC/Dutch Fork
87	Thomas Cole	TE	6-5	245	R-Fr.	Wellsburg, WV/Brooke
18	Matthew Considine	QB	6-6	195	Fr.	St. Augustine, FL/St. Joseph
20	Coby Davis	DB	5-11	185	Fr.	Upper Marlboro, MD/Maret School
50	Grant Dawson	LB	6-1	225	R-Sr.	Winston-Salem, NC/Reagan
29	DeAndre' Delaney	DB	6-3	205	R-Fr.	Morristown, TN/Morristown West
52	Dayton Diemel	LS	5-10	210	So.	Hudson, WI/Hudson
37	Thomas Dillon	DB	5-10	180	R-Jr.	Katy, TX/The Kinkaid School
89	Greg Dortch	WR	5-9	165	R-Fr.	Richmond, VA/Highland Springs
34	Will Drawdy	RB	6-0	190	Fr.	Easley, SC/Easley
81	Ian Driscoll	WR	5-10	175	Fr.	Garden City, NY/Holderness School
11	Kyle Driscoll	QB	6-1	210	R-Jr.	Garden City, NY/Kellenberg Memorial
14	Wendell Dunn	DL	6-3	250	R-Sr.	Miami, FL/Palmetto
53	Duke Ejiofor	DL	6-4	270	R-Sr.	Houston, TX/Alief Taylor
99	Augustus Fortune	LB	6-0	210	R-Fr.	Knoxville, TN/Knoxville Catholic
86	Jack Freudenthal	TE	6-3	230	R-So.	Richmond, VA/Trinity Episcopal
71	Nathan Gilliam	OL	6-5	290	R-So.	Knoxville, TN/Farragut
2	Cameron Glenn	DB	6-1	200	R-Jr.	Stone Mountain, GA/Stephenson
39	Keegan Good	DB	6-0	185	R-Fr.	Pinehurst, NC/Pinecrest
13	Malik Grate	DB	6-0	165	R-Fr.	Pendleton, SC/Pendleton
27	Tyriq Hardimon	DB	6-0	190	Fr.	Marietta, GA/Lassiter
74	Phil Haynes	OL	6-4	310	R-Jr.	Raleigh, NC/Enloe
95	Connor Hebbeler	DL	6-2	250	Fr.	Franklin Lakes, NJ/Bergen Catholic
4	Amari Henderson	DB	6-1	175	R-So.	Charlotte, NC/Mallard Creek
75	Justin Herron	OL	6-5	300	R-Jr.	Silver Spring, MD/Bullis
1	Tabari Hines	WR	5-10	175	Jr.	Florence, SC/Marlboro County
2	Kendall Hinton	QB	6-0	195	R-So.	Durham, NC/Southern Durham
5	Cedric Jiles	DB	5-10	170	Grad.	Clinton, MS/Clinton/Mississippi State
83	Davis Johnson	WR	5-11	180	R-Fr.	Alpharetta, GA/Milton
80	Waydale Jones	WR	6-4	185	Fr.	Beeville, TX/AC Jones

2017 ALPHABETICAL ROSTER

NO.	NAME	POS.	HT.	WT.	YR.	HOMETOWN/HIGH SCHOOL/PREVIOUS SCHOOL
66	Goran Jovanovic	OL	6-4	295	Fr.	Ashburn, VA/Paul VI Catholic
90	Sulaiman Kamara	DL	6-2	290	R-Fr.	Richmond, VA/Hermitage
34	Demetrius Kemp	LB	6-1	215	R-Jr.	Demopolis, AL/Demopolis
15	Cortez Lewis	WR	6-1	210	R-Jr.	Demopolis, AL/Demopolis
44	LaRonde' Liverpool	TE	6-3	235	R-Fr.	Virginia Beach, VA/Landstown
84	Jaren Lubrano	TE	6-1	200	Fr.	Pinehurst, NC/Pinecrest
48	Dom Maggio	P/PK	6-3	180	So.	Monkton, MD/The Boys' Latin School
79	Sean Maginn	OL	6-3	260	Fr.	Suwanee, GA/North Gwinnett
12	Luke Masterson	DB	6-2	205	R-Fr.	Naples, FL/Gulf Coast
35	Nate Mays	LB	6-1	225	R-So.	Calhoun, GA/Dalton
44	Kalin McNeil	LB	6-1	220	R-Jr.	Greensboro, NC/Northeast Guilford
43	Connor Miller	TE	6-2	225	R-Fr.	Charlotte, NC/Charlotte Catholic
58	Chase Monroe	LB	6-2	220	Fr.	Huntersville NC/Davidson Day
88	Zach Murphy	PK/P	6-0	180	Fr.	Raleigh, NC/Ravenscroft
63	Je'Vionte' Nash	OL	6-3	290	R-Fr.	Orange Park, FL/Oak Leaf
49	Trey Ndlovu	RB	5-7	230	R-So.	Hummelstown, PA/Hershey
12	Jamie Newman	QB	6-4	235	R-Fr.	Graham, NC/Graham
59	Loic Nya	OL	6-3	290	Fr.	Silver Spring, MD/Springbrook
68	Patrick Osterhage	OL	6-4	285	R-Jr.	Centerville, OH/Centerville
28	Christopher Pearcey	DB	5-11	200	R-Jr.	Bradenton, FL/Lakewood Ranch
41	Devin Pike	TE	6-6	250	Sr.	Cincinnati, OH/Elder
76	Allan Rappleyea	OL	6-5	275	Fr.	Millbrook, NY/Milton (MA) Academy
17	Traveon Redd	DB	6-0	195	So.	Martinsville, VA/Magna Vista
96	Jack Rielly	LB	5-10	190	Fr.	Pittsburgh, PA/Central Catholic
82	Jaquarii Roberson	WR	6-1	165	Fr.	Murfreesboro NC/Hertford County
21	Isaiah Robinson	RB	5-10	225	R-Jr.	Charlotte, NC/Independence
93	Zeek Rodney	DL	6-1	295	R-Jr.	Rock Hill, SC/South Pointe
85	Cam Serigne	TE	6-3	245	R-Sr.	Ashburn, VA/Briar Woods
25	Troy Simon	DB	6-0	190	Fr.	Alpharetta, GA/Milton
42	Jake Simpson	LB	6-0	210	Fr.	Buford, GA/Buford
25	James Sriraman	WR	6-3	190	R-So.	Raleigh, NC/Cardinal Gibbons
23	Justin Strnad	LB	6-2	225	R-So.	Palm Harbor, FL/East Lake
60	Taleni Suhren	OL	6-5	285	R-Fr.	Charlotte, NC/Ardrey Kell
14	Sage Surratt	WR	6-3	200	Fr.	Lincolnton NC/Lincolnton
46	DJ Taylor	LB	6-1	225	Fr.	Belvidere, TN/Huntland
24	Ja'Sir Taylor	DB	5-10	165	Fr.	Asbury Park, NJ/Brick Township
55	A'Lique Terry	OL	6-1	285	Sr.	Miami, FL/Hialeah
65	Zach Tom	OL	6-4	280	Fr.	Prairieville LA/Catholic
9	Chuck Wade, Jr.	WR	6-0	200	Jr.	Jacksonville, FL/Bishop Kenny
94	Manny Walker	DL	6-4	225	R-Fr.	Holly Hill, SC/Lake Marion
7	Scotty Washington	WR	6-5	220	R-So.	Washington, DC/St. John's
58	Tyler Watson	OL	6-5	285	R-Fr.	Roswell, GA/Milton
7	Mike Weaver	PK/P	6-1	190	R-Sr.	Pine City, NY/Southside
6	Jaboree Williams	LB	6-0	245	Sr.	Deerfield Beach, FL/Fort Lauderdale
30	Ja'Cquez Williams	LB	6-2	205	R-Fr.	Hinesville, GA/Liberty County
72	Tyler Williams	DL	6-1	310	Fr.	West Palm Beach, FL/Oxbridge Academy
15	Garrett Wilson	LS	6-3	210	Jr.	Sanford, NC/Southern Lee
92	Adam Winter	DL	6-3	260	Fr.	St. Louis, MO/De Smet Jesuit
10	John Wolford	QB	6-1	200	Sr.	Jacksonville, FL/Bishop Kenny
48	Willie Yarbary	DL	6-2	280	R-Jr.	Augusta, GA/Richmond Academy
56	Deon Young	DL	6-1	315	Grad.	Inglewood, CA/Culver City/Northern Arizona
38	Zander Zimmer	DL	6-4	230	R-Fr.	Winter Park, FL/Bishop Moore Catholic

2017 NUMERICAL ROSTER

NO.	NAME	POS.	HT.	WT.	YR.	HOMETOWN/HIGH SCHOOL/PREVIOUS SCHOOL
1	Tabari Hines	WR	5-10	175	Jr.	Florence, SC/Marlboro County
2	Cameron Glenn	DB	6-1	200	R-Jr.	Stone Mountain, GA/Stephenson
2	Kendall Hinton	QB	6-0	195	R-So.	Durham, NC/Southern Durham
3	Jessie Bates III	DB	6-2	195	R-So.	Fort Wayne, IN/Snider
4	Amari Henderson	DB	6-1	175	R-So.	Charlotte, NC/Mallard Creek
5	Arkeem Byrd	RB	6-1	190	R-Fr.	Savannah, GA/Jenkins
5	Cedric Jiles	DB	5-10	170	Grad.	Clinton, MS/Clinton/Mississippi State
6	Jaboree Williams	LB	6-0	245	Sr.	Deerfield Beach, FL/Fort Lauderdale
7	Scotty Washington	WR	6-5	220	R-So.	Washington, DC/St. John's
7	Mike Weaver	PK/P	6-1	190	R-Sr.	Pine City, NY/Southside
9	Chuck Wade, Jr.	WR	6-0	200	Jr.	Jacksonville, FL/Bishop Kenny
10	John Wolford	QB	6-1	200	Sr.	Jacksonville, FL/Bishop Kenny
11	Kyle Driscoll	QB	6-1	210	R-Jr.	Garden City, NY/Kellenberg Memorial
12	Luke Masterson	DB	6-2	205	R-Fr.	Naples, FL/Gulf Coast
12	Jamie Newman	QB	6-4	235	R-Fr.	Graham, NC/Graham
13	Tayvon Bowers	QB	6-1	220	Fr.	Harrisburg, PA/Bishop McDevitt
13	Malik Grate	DB	6-0	165	R-Fr.	Pendleton, SC/Pendleton
14	Wendell Dunn	DL	6-3	250	R-Sr.	Miami, FL/Palmetto
14	Sage Surratt	WR	6-3	200	Fr.	Lincolnton NC/Lincolnton
15	Cortez Lewis	WR	6-1	210	R-Jr.	Demopolis, AL/Demopolis
15	Garrett Wilson	LS	6-3	210	Jr.	Sanford, NC/Southern Lee
17	Alex Bachman	WR	6-0	185	Jr.	Westlake Village, CA/Oaks Christian
17	Traveon Redd	DB	6-0	195	So.	Martinsville, VA/Magna Vista
18	Carlos Basham, Jr.	DL	6-5	265	R-Fr.	Roanoke, VA/Northside
18	Matthew Considine	QB	6-6	195	Fr.	St. Augustine, FL/St. Joseph
20	Tyler Bell	RB	5-11	215	Jr.	Mobile, AL/Faith Academy
20	Coby Davis	DB	5-11	185	Fr.	Upper Marlboro, MD/Maret School
21	Essang Bassey	DB	5-10	180	So.	Columbus, GA/Columbus
21	Isaiah Robinson	RB	5-10	225	R-Jr.	Charlotte, NC/Independence
22	Matt Colburn II	RB	5-10	205	Jr.	Irmo, SC/Dutch Fork
23	Brandon Chapman	TE	6-5	255	R-Fr.	Grove City, OH/Grove City
23	Justin Strnad	LB	6-2	225	R-So.	Palm Harbor, FL/East Lake
24	Ja'Sir Taylor	DB	5-10	165	Fr.	Asbury Park, NJ/Brick Township
25	Troy Simon	DB	6-0	190	Fr.	Alpharetta, GA/Milton
25	James Sriraman	WR	6-3	190	R-So.	Raleigh, NC/Cardinal Gibbons
26	Christian Beal	RB	5-10	180	Fr.	Winston-Salem, NC/East Forsyth
27	Tyriq Hardimon	DB	6-0	190	Fr.	Marietta, GA/Lassiter
28	Christopher Pearcey	DB	5-11	200	R-Jr.	Bradenton, FL/Lakewood Ranch
29	DeAndre' Delaney	DB	6-3	205	R-Fr.	Morristown, TN/Morristown West
30	Ja'Cquez Williams	LB	6-2	205	R-Fr.	Hinesville, GA/Liberty County
32	Jeff Burley	LB	6-2	225	Fr.	Jackson, GA/Jackson
34	Will Drawdy	RB	6-0	190	Fr.	Easley, SC/Easley
34	Demetrius Kemp	LB	6-1	215	R-Jr.	Demopolis, AL/Demopolis
35	Nate Mays	LB	6-1	225	R-So.	Calhoun, GA/Dalton
36	Cade Carney	RB	5-11	215	So.	Advance, NC/Davidson Day
37	Thomas Dillon	CB	5-10	180	R-Jr.	Katy, TX/The Kinkaid School
38	Zander Zimmer	DL	6-4	230	R-Fr.	Winter Park, FL/Bishop Moore Catholic
39	Keegan Good	DB	6-0	185	R-Fr.	Pinehurst, NC/Pinecrest
41	Devin Pike	TE	6-6	250	Sr.	Cincinnati, OH/Elder
42	Jake Simpson	LB	6-0	210	Fr.	Buford, GA/Buford
43	Connor Miller	TE	6-2	225	R-Fr.	Charlotte, NC/Charlotte Catholic
44	LaRonde' Liverpool	TE	6-3	235	R-Fr.	Virginia Beach, VA/Landstown

2017 NUMERICAL ROSTER

NO.	NAME	POS.	HT.	WT.	YR.	HOMETOWN/HIGH SCHOOL/PREVIOUS SCHOOL
44	Kalin McNeil	LB	6-1	220	R-Jr.	Greensboro, NC/Northeast Guilford
45	Paris Black	DL	6-3	245	R-So.	Fayetteville, NC/Terry Sanford
46	Justin Bartee	DB	5-10	210	Fr.	Vienna, VA/Oakton
46	DJ Taylor	LB	6-1	225	Fr.	Belvidere, TN/Huntland
48	Dom Maggio	P/PK	6-3	180	So.	Monkton, MD/The Boys' Latin School
48	Willie Yarbary	DL	6-2	280	R-Jr.	Augusta, GA/Richmond Academy
49	Trey Ndlovu	RB	5-7	230	R-So.	Hummelstown, PA/Hershey
50	Grant Dawson	LB	6-1	225	R-Sr.	Winston-Salem, NC/Reagan
51	Chris Calhoun	DL	6-4	245	Jr.	Alpharetta, GA/Centennial
52	Dayton Diemel	LS	5-10	210	So.	Hudson, WI/Hudson
53	Duke Ejiofor	DL	6-4	270	R-Sr.	Houston, TX/Alief Taylor
54	Elontae Bateman	DL	6-2	285	R-So.	Memphis, TN/Ridgeway
55	A'Lique Terry	OL	6-1	285	Sr.	Miami, FL/Hialeah
56	Spencer Clapp	OL	6-6	250	Fr.	Gibsonville, NC/Eastern Guilford
56	Deon Young	DL	6-1	315	Grad.	Inglewood, CA/Cuver City/Northern Arizona
58	Chase Monroe	LB	6-2	220	Fr.	Huntersville NC/Davidson Day
58	Tyler Watson	OL	6-5	285	R-Fr.	Roswell, GA/Milton
59	Loic Nya	OL	6-3	290	Fr.	Silver Spring, MD/Springbrook
60	Taleni Suhren	OL	6-5	285	R-Fr.	Charlotte, NC/Ardrey Kell
63	Je'Vionte' Nash	OL	6-3	290	R-Fr.	Orange Park, FL/Oak Leaf
65	Zach Tom	OL	6-4	280	Fr.	Prairieville LA/Catholic
66	Goran Jovanovic	OL	6-4	295	Fr.	Ashburn, VA/Paul VI Catholic
68	Patrick Osterhage	OL	6-4	285	R-Jr.	Centerville, OH/Centerville
70	Ryan Anderson	OL	6-6	300	R-Jr.	Raleigh, NC/The Hun School (NJ)
71	Nathan Gilliam	OL	6-5	290	R-So.	Knoxville, TN/Farragut
72	Tyler Williams	DL	6-1	310	Fr.	West Palm Beach, FL/Oxbridge Academy
73	Jake Benzinger	OL	6-7	295	R-So.	Williamston, MA/Mt Greylock
74	Phil Haynes	OL	6-4	310	R-Jr.	Raleigh, NC/Enloe
75	Justin Herron	OL	6-5	300	R-Jr.	Silver Spring, MD/Bullis
76	Allan Rappleyea	OL	6-5	275	Fr.	Millbrook, NY/Milton (MA) Academy
79	Sean Maginn	OL	6-3	260	Fr.	Suwanee, GA/North Gwinnett
80	Waydale Jones	WR	6-4	185	Fr.	Beeville, TX/AC Jones
81	Ian Driscoll	WR	5-10	175	Fr.	Garden City, NY/Holderness School
82	Jaquarii Roberson	WR	6-1	165	Fr.	Murfreesboro NC/Hertford County
83	Davis Johnson	WR	5-11	180	R-Fr.	Alpharetta, GA/Milton
84	Jaren Lubrano	TE	6-1	200	Fr.	Pinehurst, NC/Pinecrest
85	Cam Serigne	TE	6-3	245	R-Sr.	Ashburn, VA/Briar Woods
86	Jack Freudenthal	TE	6-3	230	R-So.	Richmond, VA/Trinity Episcopal
87	Thomas Cole	TE	6-5	245	R-Fr.	Wellsburg, WV/Brooke
88	Steven Claude	WR	6-2	195	R-So.	Miami, FL/Champagnat Catholic
88	Zach Murphy	PK/P	6-0	180	Fr.	Raleigh, NC/Ravenscroft
89	Greg Dortch	WR	5-9	165	R-Fr.	Richmond, VA/Highland Springs
90	Sulaiman Kamara	DL	6-2	290	R-Fr.	Richmond, VA/Hermitage
91	Mike Allen	DL	6-5	245	Fr.	Sugar Hill GA/Lanier
92	Adam Winter	DL	6-3	260	Fr.	St. Louis, MO/De Smet Jesuit
93	Zeek Rodney	DL	6-1	295	R-Jr.	Rock Hill, SC/South Pointe
94	Manny Walker	DL	6-4	225	R-Fr.	Holly Hill, SC/Lake Marion
95	Connor Hebbeler	DL	6-2	250	Fr.	Franklin Lakes, NJ/Bergen Catholic
96	Jack Rielly	LB	5-10	190	Fr.	Pittsburgh, PA/Central Catholic
97	Ben Brown	PK	6-2	170	R-So.	Chevy Chase, MD/Bullis
98	Adam Centers	PK	6-0	205	R-Jr.	Coppell, TX/Coppell
99	Augustus Fortune	LB	6-0	210	R-Fr.	Knoxville, TN/Knoxville Catholic

2017 ROSTER BREAKDOWN

ROSTER BREAKDOWN

Lettermen Returning	44
Offense	22
Defense	17
Specialists	5
Lettermen Lost	16
Offense	5
Defense	11
Specialists	0
Starters Returning	17
Offense	9
Defense	5
Specialists	3
Starters Lost	8
Offense	2
Defense	6
Specialists	0

LETTERMEN RETURNING (44)

OFFENSE (22)				
70	Ryan Anderson	OL	6-6	300 R-Jr.
17	Alex Bachman	WR	6-0	185 Jr.
27	Tyler Bell	RB	5-11	215 Jr.
73	Jake Benzinger	OL	6-7	285 R-So.
36	Cade Carney	RB	5-11	215 So.
88	Steven Claude	WR	6-2	195 R-Jr.
22	Matt Colburn	RB	5-10	200 Jr.
86	Jack Freudenthal	TE	6-3	220 R-So.
71	Nathan Gilliam	OL	6-5	285 R-So.
74	Phil Haynes	OL	6-4	300 R-Jr.
75	Justin Herron	OL	6-5	300 R-Jr.
1	Tabari Hines	WR	5-10	175 Jr.
2	Kendall Hinton %	QB	6-0	200 R-So.
15	Cortez Lewis	WR	6-1	210 R-Jr.
68	Patrick Osterhage	OL	6-4	290 R-Jr.
41	Devin Pike	TE	6-6	260 Sr.
21	Isaiah Robinson %	RB	5-10	220 R-Jr.
85	Cam Serigne	TE	6-3	250 R-Sr.
55	A'Lique Terry ^	OL	6-1	290 Sr.
9	Chuck Wade, Jr.	WR	6-0	195 Jr.
7	Scotty Washington	WR	6-5	220 R-So.
10	John Wolford	QB	6-1	200 Sr.

% Lettered in 2015, redshirted in 2016

^ Lettered in 2014

DEFENSE (17)

11	Dionte Austin	DB	6-0	175 Jr.
21	Essang Bassey	DB	5-10	180 So.
3	Jessie Bates III	DB	6-2	200 R-So.
45	Paris Black	DE	6-3	255 R-So.
51	Chris Calhoun	DE	6-4	245 Jr.
50	Grant Dawson	LB	6-1	230 R-Sr.
14	Wendell Dunn	DL	6-3	250 R-Sr.
53	Duke Ejiofor	DL	6-4	270 R-Sr.
2	Cameron Glenn	DB	6-1	200 R-Jr.
4	Amari Henderson	DB	6-1	175 R-So.
34	Demetrius Kemp	LB	6-1	215 R-Jr.
35	Nate Mays	LB	6-1	225 R-So.
44	Kalin McNeil	LB	6-1	230 R-Jr.
17	Traveon Redd	DB	6-0	195 So.
23	Justin Strnad	LB	6-2	220 R-So.
6	Jaboree Williams	LB	6-0	235 Sr.
48	Willie Yarbary	DL	6-2	280 R-Jr.

SPECIALISTS (5)

98	Adam Centers ^	K	6-0	205 R-Jr.
52	Dayton Diemel	LS	5-10	205 So.
48	Dom Maggio	P/PK	6-3	185 So.
7	Mike Weaver	PK/P	6-1	195 R-Sr.
15	Garrett Wilson	LS	6-3	215 Jr.

^ Lettered in 2014

LETTERMEN LOST (16)

OFFENSE (5)

32	Charles Argenzio	FB	6-0	230 Sr.
65	Josh Harris	OL	6-4	305 Sr.
78	Ty Hayworth	OL	6-4	325 R-Sr.
8	Kyle Kearns	QB	6-2	195 R-So.
46	Nick Luedeke	TE	6-5	265 R-So.

DEFENSE (11)

18	John Armstrong	DB	5-9	165 Sr.
40	Josh Banks	DL	6-4	290 R-Sr.
26	Thomas Brown	LB	6-3	225 Sr.
42	Julian Jackson	DL	6-4	240 R-Jr.
22	Ryan Janvion	DB	5-11	200 R-Sr.
8	Marquel Lee	LB	6-3	240 Sr.
95	Sheldond Lewinson	DL	6-2	275 R-Sr.
24	Josh Okonye	DB	6-0	200 R-Jr.
96	Chris Stewart	DL	6-3	290 R-Jr.
25	Brad Watson	DB	6-0	200 Sr.
20	Dezmond Wortham	DB	6-0	200 R-Jr.

STARTERS RETURNING (17)

OFFENSE (9)

70	Ryan Anderson	OL	6-6	300 R-Jr.
17	Alex Bachman	WR	6-0	185 Jr.
36	Cade Carney	RB	5-11	215 So.
74	Phil Haynes	OL	6-4	300 R-Jr.
75	Justin Herron	OL	6-5	300 R-Jr.
1	Tabari Hines	WR	5-10	175 Jr.
15	Cortez Lewis	WR	6-1	210 R-Jr.
85	Cam Serigne	TE	6-3	250 R-Sr.
10	John Wolford	QB	6-1	200 Sr.

DEFENSE (5)

3	Jessie Bates	DB	6-2	200 R-So.
14	Wendell Dunn	DL	6-3	250 R-Sr.
53	Duke Ejiofor	DL	6-4	270 R-Sr.
4	Amari Henderson	DB	6-1	175 R-So.
6	Jaboree Williams	LB	6-0	235 Sr.

SPECIALISTS (3)

52	Dayton Diemel	LS	5-10	205 So.
48	Dom Maggio	P/PK	6-3	185 So.
7	Mike Weaver	PK/P	6-1	195 R-Sr.

STARTERS LOST (8)

OFFENSE (2)

65	Josh Harris	OL	6-4	305 Sr.
78	Ty Hayworth	OL	6-4	325 R-Sr.

DEFENSE (6)

40	Josh Banks	DL	6-4	290 R-Sr.
26	Thomas Brown	LB	6-3	225 Sr.
22	Ryan Janvion	DB	5-11	200 R-Sr.
8	Marquel Lee	LB	6-3	240 Sr.
96	Chris Stewart	DL	6-3	290 R-Jr.
25	Brad Watson	RB	6-0	200 Sr.

SPECIALISTS (0)

SQUAD MEMBERS RETURNING (6)

54	Elontae Bateman	DL	6-2	290 R-So.
97	Ben Brown	PK	6-2	175 R-So.
11	Kyle Driscoll	QB	6-1	215 R-Jr.
49	Trey Ndlovu	RB	5-7	220 R-So.
28	Christopher Pearcey	DB	5-11	200 R-Jr.
25	James Sriaman	WR	6-3	195 R-So.

REDSHIRTED IN 2016 (22)

98	Carlos Basham, Jr.	DL	6-5	260 RS
5	Arkeem Byrd	RB	6-1	190 RS
23	Brandon Chapman	TE	6-5	255 RS
87	Thomas Cole	TE	6-5	230 RS
29	DeAndre' Delaney	DB	6-3	205 RS
37	Thomas Dillon	DB	5-10	180 R-Jr.
89	Greg Dortch	WR	5-9	160 RS
99	Augustus Fortune	LB	6-0	210 RS
39	Keegan Good	DB	6-0	185 RS
13	Malik Grate	DB	6-0	160 RS
83	Davis Johnson	WR	5-11	185 RS
90	Sulaiman Kamara	DL	6-2	275 RS
44	LaRonde' Liverpool	TE	6-3	240 RS
12	Luke Masterson	DB	6-2	200 RS
43	Connor Miller	TE	6-2	235 RS
63	Je'Vionte' Nash	OL	6-3	280 RS
12	Jamie Newman	QB	6-4	225 RS
60	Taleni Suhren	OL	6-5	270 RS
94	Manny Walker	DL	6-4	220 RS
58	Tyler Watson	OL	6-5	285 RS
30	Ja'cquez Williams	LB	6-2	200 RS
38	Zander Zimmer	DL	6-4	225 RS

JANUARY, 2017 ENROLLEES (1)

RB	Christian Beal	5-10	175	Kernersville, NC
----	----------------	------	-----	------------------

2017 DEMON DEACONS

Mike ALLEN

91



DL • Fr. • 6-5 • 245
Sugar Hill, Ga.
Lanier

High School

Ranked a 4-star prospect and the No. 169 player in the nation in 2016 according to Rivals.com ... Ranked as the No. 23 defensive end in the South by Scout.com ... The No. 27 prospect in Georgia by Rivals ... Had offers from over 30 schools ... First team All-Region 8-6A ... First team All-Gwinnett County by the Atlanta Journal Constitution ... Selected to the Gwinnett County All-Star game and the Georgia Athletic Coaches Association state North-South All-Star game ... Played for Coach Korey Mobbs ... As a senior, had 35 total tackles including six sacks and an interception ... Had 67 tackles, 15 tackles for loss, eight sacks and two interceptions as a junior ... Helped the Longhorns to regional titles in 2014 and 2015.

Personal

Son of Bridgette Garnier ... Father is Michael Allen and stepfather is Lionel Garnier ... Born May 16, 1999.

Ryan ANDERSON

70



OL • RS-Jr. • 6-6 • 300
Raleigh, N.C.
The Hun School (NJ)

Fourth team preseason All-ACC selection by Athlon ... Rimington Award pre-season watch list.

2016 (Redshirt Sophomore)

Starting right tackle in all 13 games in 2016 ... Earned nomination for ACC Offensive Lineman of the Week after he graded out at 91 percent vs. Syracuse with a pancake block ... Led all offensive linemen with 896 snaps on the season ... Graded out tops among offensive linemen against Tulane, Army West Point, Clemson, Louisville, NC State, and Virginia ... Tied for the highest grade with Justin Herron against Duke ... Earned his second varsity letter.

2015 (Redshirt Freshman)

Missed the first five games of the season and made his season debut against Boston College ... Started each of the final three games of the season at right tackle ... Played a season-high 55 snaps vs. Boston College ... On the field for a total of 312 snaps ... Was the highest-rated offensive lineman against NC State (10/24) and Notre Dame (11/14).

2014 (True Freshman)

Redshirted ... Had a strong spring and entered preseason camp listed as the starting center.

2014 Spring:

Enrolled early at Wake Forest in January 2014 and participated in spring practice.

High School

Played a post-graduate year at The Hun School in New Jersey ... Played left tackle and defensive end ... Is a 2013 graduate of Wakefield High School in Raleigh where he was a two-year captain ... Played both ways throughout his prep career ... First team all-conference as a junior and senior in both football and lacrosse ... Had eight sacks on defense in 2013 while not al-

lowing a sack on offense ... Earned academic all-conference honors ... Played for Coach John Law at The Hun School.

Personal

Son of Ken and Maria Anderson ... Brother, Matt, played football at Lafayette... Born December 30, 1994.

Alex BACHMAN

17



WR • Jr. • 6-0 • 185
Westlake Village, Calif.
Oaks Christian

2016 (Sophomore)

Caught 23 passes for 248 yards and one touchdown as a sophomore ... Had a career-long catch of 62 yards to put the Deacons in field goal range in their 24-14 win at Duke on 9/10 ... Caught his first career touchdown, a 4-yarder from John Wolford vs. Delaware ... Made season-high six receptions for 51 yards vs. Army West Point (10/29) ... Led all wide receivers with 720 snaps in 2016 ... Earned his second varsity letter.

2015 (Freshman)

Made college debut vs. Elon (9/3) and had one reception for 8 yards and one punt return ... Played a season-high 24 snaps against the Phoenix ... Finished the year with 101 snaps ... Played 11 games as a true freshman.

High School

Team captain as a senior ... Rated as a 3-star recruit by 247 and ESPN ... Three-sport athlete in football, track and basketball ... Started as a junior at free safety and posted five interceptions and 95 tackles ... Had 12 catches and one touchdown before an injury cut his senior season short ... Relay team tied school record in 300 meter hurdles ... Also was a member of the 4x100 and 4x400 relay teams as well as a decathlete ... Coached by Bill Redell.

Personal

Son of David and Leslie Bachman ... Born May 29, 1996.

BACHMANS' CAREER RECEIVING STATS

	G-GS	Rec	Yds	Avg	TD	Lg/Opponent
2015	11-0	1	8	8.0	0	8/Elon
2016	13-11	23	248	10.8	1	62/at Duke
Career	24-11	24	256	10.7	1	62/at Duke

Justin BARTEE

40



DB • RS-Fr. • 5-10 • 210
Vienna, Va.
Oakton

2016 (Freshman)

Walked onto the program in the spring and participated in spring drills ... Had a pair of assisted tackles in the spring game for the Gold squad ... Worked at safety during the spring and expected to contend there this fall.

High School

Played at Oakton High School in Vienna, Va. ... Three-year letterman and team captain as a senior ... Helped the Cougars to the 2015 state Class 6A playoffs ... Played for Coach Jason Rowley ... Named Defensive Player of the Week ... Three-year all-academic honors ... Played two years of basketball at Oakton.

Personal

Son of Kenneth and Susan Barteet ... Born Sept. 12, 1997 ... Father wrestled at James Madison.

Carlos BASHAM, JR.

18



DL • RS-Fr. • 6-5 • 265
Roanoke, Va.
Northside

2016 (True Freshman)

Redshirted.

High School

Team captain and the Virginia 3-A State Player of the Year in 2015 ... A 3-star athlete by Rivals, ESPN and 247Sports ... Ranked No. 36 on the Roanoke Times list of the top 100 players in Virginia ... First team 3-A all-state selection in 2015 ... First team All-Timesland by the Roanoke Times ... First team All-31 Conference and Defensive Player of the Year ... First team Blue Ridge District Defensive Player of the Year ... Had 76 solo tackles, 21 tackles for loss and seven sacks as a senior ... Northside won the Blue Ridge District in 2015 ... Had nine receptions and a pair of touchdown catches at tight end ... Became a starter in 2013 on the Vikings' 3-A state championship team ... Four-year letterman ... Played for Coach Burt Torrence ... Starts at center for the Vikings' basketball team.

Personal

Nickname is Boogie ... Son of Carlos, Sr. and Crystal Basham ... Born Dec. 16, 1997.

Essang BASSEY

21



DB • So. • 5-10 • 180
Columbus, Ga.
Columbus

2016 (Freshman)

Played in all 13 games as a true freshman ... Saw action at corner and on special teams ... Earned first career start vs. Florida State (10/15) in place of the injured Amari Henderson ... Was second on the team with a career-high eight tackles vs. the Seminoles ... Forced a fumble in the Military Bowl win over Temple.

High School

Team captain and first team all-state Class 5-A by the Columbus Ledger-Enquirer, Atlanta Journal-Constitution and the Georgia Sports Writers Association ... 3-star recruit by 247Sports, Rivals and ESPN ... All-Bi-City Athlete of the Year by the Columbus Ledger-Enquirer in 2015 ... As a senior, had 50 tackles, six tackles for loss, an interception and three fumble recoveries ... Rushed for 536 yards and two touchdowns ... Had 21 receptions for 577 yards and four touchdowns ... Averaged nearly 30 yards per kickoff return ... Helped the Blue Devils to the 5-A state playoffs in 2015 ... Had 31 tackles, 10 pass break-ups and five interceptions as a junior ... On offense, made 39 receptions for 503 yards and four touchdowns ... Earned All-Bi-City status in 2014 ... Four-year letterman for Coach Phil Marino.

Personal

Son of Edet and Umo Bassey ... Born August 12, 1998 ... Posted a 3.7 GPA in high school ... Participated in food drives at Columbus High.

BASSEY'S CAREER DEFENSIVE STATS

	G-GS	S-A-Tot	TFL-Yds	Sk-Yds	Int-Yds	PBU	FF-FR
2016	13-1	16-3-19	1.5-2	0-0	0-0	3	1-1
Career	13-1	16-3-19	1.5-2	0-0	0-0	3	1-1

Elontae BATEMAN 54

DL ■ RS-So. ■ 6-2 ■ 285

Memphis, Tenn.
Ridgeway



2016 (Redshirt Freshman)

Had first college tackle and TFL on 28 snaps vs. Duke (9/10) ... Missed five games in the middle of the season due to injury ... Played in four games and collected three tackles and a tackle for loss ... On the field for 68 plays including a season-high 28 vs. Duke.

2015 (True Freshman)

Redshirted ... Scout team defensive player of the week vs. Army.

High School

Team captain as a junior and senior ... Rated as a 3-star recruit by 247 and ESPN ... Two-time Memphis Defensive lineman of the year recipient ... Two-time all-region selection ... First team all-district as a senior ... Named the MVP of the Mid-South Elite combine ... Selected to the Liberty Bowl High School all-star game ... Four-year starter ... Helped guide the Roadrunners to a 12-2 record and state semi-final appearance in 2014 ... Played under Coach Deron Sutton.

Personal

Son of Emmanuel and Tracy Bateman.

Jessie BATES III 3

DB ■ RS-So. ■ 6-2 ■ 195

Fort Wayne, Ind.
Snider



Third team preseason All-ACC by Lindy's Sports.

2016 (Redshirt Freshman)

Had an outstanding redshirt freshman campaign in 2016 ... Was a consensus Freshman All-American ... Earned first team Freshman All-America honors from the Football Writers Association of America, USA Today, Campus Insiders, ESPN, Athlon and Sports on Earth ... Runner-up for ACC Defensive Rookie of the Year to Clemson DT Dexter Lawrence in voting by the Atlantic Coast Sports Media Association ... Was second in the ACC in interceptions with 5 ... Led the ACC in interception return yards with 158 ... Led all ACC freshmen in interceptions ... The only freshman in the country with two interception returns for touchdowns ... Fifth in the ACC in PR Average (5.3) in league games ... Finished 14th in the ACC in tackles per game with 7.7 ... Was the second-leading tackler in the conference among freshmen behind only Duke's Joe Giles-Harris ... Tied for the league lead in solo tackles with 70 along with Virginia's Quin Blanding ... Had the most solo tackles of any freshman in the ACC ... 20th in the ACC in passes defended with nine ... His 70 unassisted tackles were the second-most ever recorded by a redshirt freshman at Wake Forest behind Kelvin Moses who had 71 in 1995 ... Set the school record for interceptions by a redshirt freshman with 5 ... Had interception returns for touchdowns against Indiana (55 yards) and Virginia (39 yards) ... Led the team with eight tackles, seven solos, in his collegiate debut vs. Tulane (9/1) ... Named the ACC Defensive Back of the Week on 9/26 for his performance against Indiana ... Intercepted

ed two passes and returned one 55 yards for a score ... Had 94 yards in return yardage ... Led the Deacons with eight tackles, fielded a pair of punts and recovered Indiana's last-gasp on-side kick with 11 seconds remaining in the game ... Received honorable mention from the Jim Thorpe Player of the Week as ranking among the nation's top defensive backs following the IU game ... Led the team with a career-high 15 tackles vs. NC State (10/1) ... Second on the team with eight tackles vs. Florida State (10/15) ... Added his third interception of the year vs. the Seminoles ... Had an interception and 25-yard return vs. Army West Point (10/29) ... Intercepted a Virginia pass and returned it 39 yards for a touchdown and the game-winning score in a 27-20 win over Virginia (11/5) ... Led the team with 13 tackles vs. Louisville (11/12) ... Added a forced fumble vs. the Cardinals and a season-long 29-yard punt return ... Tied for the team tackle lead with 12 vs. Clemson (11/19) ... Tied for the team lead with seven tackles in the Military Bowl victory over Temple ... Had interceptions in three consecutive games (Florida State, Army and Virginia) ... On the field for 993 plays, the most among all returning players in 2017 ... Earned his first varsity letter.

2015 (True Freshman)

Redshirted.

High School

Team captain as a senior ... Rated as a 3-star recruit by 247 and ESPN ... A two-time first team all-state selection by the Associated Press in 2013 and 2014 ... Earned first team all-state honors from USA Today in 2014 ... As a senior, recorded nine interceptions tying the mark of NFL Hall of Famer Rod Woodson ... Recognized as All-Northeast Indiana first team by The Journal Gazette ... Helped lead Snider to a 10-3 record as a senior ... Also played point guard for the Snider basketball team ... Coached in football by Kurt Tippman.

Personal

Son of Theresa Ladd ... Born Oct. 11, 1996.

BATES' CAREER DEFENSIVE STATS

	G-GS	S-A-Tot	TFL-Yds	Sk-Yds	Int-Yds	PBU	FF-FR
2016	13-11	70-30-100	3.5-7	0-0	5-158	4	1-0
Career	13-11	70-30-100	3.5-7	0-0	5-158	4	1-0

Christian BEAL 26

RB ■ Fr. ■ 5-10 ■ 180

Winston-Salem, N.C.
East Forsyth



High School

Team captain ... Enrolled at Wake Forest in January, 2017 ... Ranked as the No. 2 running back in the state by Scout and was a consensus 3-star prospect by Scout, Rivals and 247 ... Rated the No. 34 running back in the South by Scout ... Considered the 27th-best prospect in North Carolina by the Fayetteville Observer ... Ranked by 247Sports as the No. 17 all-purpose back in the country ... Represented North Carolina in the Shrine Bowl of the Carolinas in December, 2016 ... Three-time All-Northwest selection by the Winston-Salem Journal ... Named the Piedmont Triad 4-A Conference Offensive Player of the Year ... Three-time all-conference pick ... Rushed for 1,525 yards and 25 touchdowns as a senior ... Averaged 6.7 yards per carry on 227 attempts ... Ran for six touchdowns in a 2016 win over Northwest Guilford ... Helped the Eagles to three consecutive conference championships ... Four-year letterman ... A versatile playmaker who saw action at six different positions while playing for Coach Todd Willert at East Forsyth ... Helped lead the Eagles deep into the state playoffs in each of the past two seasons ... Broke onto the varsity team as a freshman as he compiled 657 rushing yards on 97 carries and

five touchdowns ... Add 25 receptions for 365 yards and three scores ... Rushed for 1,269 yards as a sophomore on 144 carries ... Add 37 receptions for 614 yards and three touchdowns ... Had 2,223 all-purpose yards and 23 total touchdowns ... Had 261 kickoff return yards and 79 yards on punt returns ... As a junior, carried 186 times for 1,659 yards and 23 scores ... Add 338 yards on receptions, 121 kickoff return yards and 69 punt return yards ... Competes in all the dash events at 400 yards and shorter in track.

Personal

Son of Nikia Beal and Robbin Smith ... Born March 6, 1999.

Tyler BELL 20

RB ■ Jr. ■ 5-11 ■ 215

Mobile, Ala.
Faith Academy



Suffered a knee injury in the spring and is expected to miss the 2017 season.

2016 (Sophomore)

Sat out the season-opener vs. Tulane while recovering from a summer injury ... Debuted at Duke (9/10) and had two carries for nine yards ... Had four carries for 32 yards and a touchdown vs. Delaware ... Carried six times for 17 yards vs. Indiana (9/24) ... Three carries for 20 yards, a 6.7 average vs. Florida State (10/15) ... Season-high 27 snaps at Indiana.

2015 (Freshman)

Became the first true freshman to lead Wake Forest in rushing since Michael Ramseur in 1982 ... Made debut vs. Elon (9/3) and had 28 yards on five carries ... Also caught three passes for 42 yards including a long reception of 25 yards ... Led team in rushing with 12 carries for 39 yards at Syracuse ... Also had one catch for 24 yards ... Had a strong finish to the season with 195 yards rushing in the final three games of the season ... Had season-best 90 yards at No. 4 Notre Dame and topped that with 94 yards in the season finale against Duke ... Scored his first career TD on a 1-yard run vs. Duke ... Played 587 snaps during the season.

High School

Team captain as a junior and senior ... Rated as a 3 star recruit by ESPN and Rivals ... Honorable mention All-Coastal Alabama by AL.com ... Named player of the week by the 1st-and-10 club on multiple occasions ... Had 175 carries for 962 yards and 11 touchdowns as a senior ... Played most of his senior season with an ankle sprain ... Finished his prep career with 2,258 rushing yards, 491 receiving yards, and 26 touchdowns ... Coached by Rusty Mason.

Personal

Son of April Bell and Michael Williams ... Born December 13, 1996.

BELL'S CAREER RUSHING STATS

	G-GS	Car	Yds	Avg	TD	Lg/Opponent
2015	12-6	129	451	3.5	0	33/NC State
2016	12-0	20	97	4.8	1	15/Delaware
Career	24-6	149	548	3.7	2	33/NC State

BELL'S CAREER RECEIVING STATS

	G-GS	Rec	Yds	Avg	TD	Lg/Opponent
2015	12-6	18	127	7.1	0	25/Elon
2016	12-0	2	15	7.5	0	15/at Louisville
Career	24-6	20	142	7.1	0	25/Elon

Jake BENZINGER 73

OL ■ RS-So. ■ 6-7 ■ 295
Williamston, Mass.
Mt. Greylock



2016 (Redshirt Freshman)

Saw his first college action with 13 snaps at left tackle at Duke (9/10) ... Made his first career start vs. Delaware, spelling Justin Herron who was nursing a sprained ankle ... On the field for 103 snaps on the season ... Saw a season-high 47 snaps vs. Delaware ... Earned his first varsity letter.

2015 (True Freshman)

Redshirted.

High School

Served as a team captain as a senior ... A first team All-Berkshire selection as a senior ... Also named to the All-Western Massachusetts team as a senior ... Three-year starter on the offensive line ... A standout basketball and baseball player ... Led the basketball team to the state quarterfinals as a junior ... Comes from a program that went undefeated during a 33-game stretch from 2009-2012 and won three consecutive Western Massachusetts Super Bowl titles from 2010-2012 ... Coached by Shawn Flaherty ... As a high school senior, also played baseball where he hit .368 with nine doubles and 25 RBIs ... Averaged 8.3 PPG in basketball as a HS senior.

Personal

Son of John and Janice Benzinger ... Father was an All-Yankee Conference selection at UMass in 1986 and saw time with the New England Patriots ... Born Jan. 30, 1997.

Paris BLACK 45

DL ■ RS-So. ■ 6-3 ■ 245
Fayetteville, N.C.
Terry Sanford



2016 (Redshirt Freshman)

Played in all 13 games as a redshirt freshman in earning his first varsity letter ... Recorded first three collegiate tackles at Duke (9/10) ... Collected seven tackles on the season ... Had three tackles against Indiana and one against Delaware ... On the field for 349 snaps, the third-most among defensive ends.

2015 (True Freshman)

Redshirted.

High School

Team captain as a sophomore, junior and senior ... Rated as a 3-star recruit by 247, ESPN, and Scout ... Rated as the #27 defensive end in the country by 247 ... As a senior was named first team All-Cape Fear Conference, all-region and all-state ... Selected to the USA U-19 team ... Recorded 146 tackles, 18 tackles for a loss, four forced fumbles and an interception in his senior campaign ... Coached by Bryan Till.

Personal

Son of Louis Black and Cardelia Rawls ... Born May 6, 1997.

Tayvon BOWERS 13

QB ■ Fr. ■ 6-1 ■ 220
Harrisburg, Pa.
Bishop McDevitt



High School

Team captain ... Rated as the No. 1 quarterback in Pennsylvania by Scout ... Ranked as the No. 21 dual-threat quarterback by ESPN.com and No. 24 by 247Sports ... 3-star prospect from ESPN, 247 and Scout ... First team all-state pick as a junior ... Threw for 1,545 yards and 17 touchdowns as a senior while rushing for six scores ... Completed 233 passes for 3,576 yards and 42 touchdowns and 13 interceptions as a junior ... Rushed 93 times for 395 yards and three touchdowns ... Played for Coach Jeff Weachter.

Personal

Son of Jennifer Wilkerson ... Born Dec. 3, 1998 ... Member of the National Honor Society ... QB coach at Bishop McDevitt was Matt Johnson, a Bowling Green QB who excelled under the direction of offensive coordinator Warren Ruggiero ... Nephew of Troy Drayton who played at Penn State in and in the NFL ... Suffered a torn ACL late in the 2016 season and wrote a piece for The Players' Tribune detailing his recovery.

Ben BROWN 97

K ■ R-So. ■ 6-2 ■ 170
Chevy Chase, Md.
Bullis



2016 (Redshirt Sophomore)

Did not see any game action.

2015 (True Freshman)

Redshirted.

Personal

Son of Jeremy and Debbie Brown ... Member of the ACC Academic Honor Roll in 2016 and 2017 ... Joined the program as a walk-on in the 2015 fall camp.

Jeff BURLEY 32

LB ■ Fr. ■ 6-2 ■ 225
Jackson, Ga.
Jackson



High School

Team captain ... Consensus 3-star ranking for all major recruiting services ... Considered the No. 31 inside linebacker in the nation by 247 ... The No. 11 LB in Georgia and a top 100 recruit in the state by Scout ... First team all-state Class 3-A by the Atlanta Journal-Constitution ... Region 4-3A Defensive Player of the Year and overall Player of the Year in 2016 ... Named to the Georgia Southeast Bowl All-Star game ... Named team MVP and earned the Red Devils' Leadership Award as both a junior and senior ... The Red Devils finished the year 8-4 and were listed in the state final Top 10 by the Atlanta Journal-Constitution ... Helped the team to a 9-3 record and a regional championship in 2015 ... Named all-region in 2015 ... Picked for the Georgia Junior Elite All-Star game in 2015 ... Team Rising Star award in 2014 as a sophomore ... Four-year letterman for Coach Dary Myricks ... Also participates in basketball.

Personal

Son of Debra and Luther Burley ... Born Aug. 21, 1998 ... Two-year member of the honor roll.

Arkeem BYRD 5

RB ■ RS-Fr. ■ 6-1 ■ 190
Savannah, Ga.
Jenkins



2016 (True Freshman)

Redshirted.

High School

Team captain and the No. 4 running back in Georgia ... A consensus 3-star athlete by 247Sports, Rivals, Scout and ESPN ... Among the top 50 running backs nationally ... Named the Savannah Morning News Offensive Player of the Year and the Georgia High School Association Region 1-3A Offensive Player of the Year ... Honorable mention all-state pick ... Selected for the North-South All-Star game ... Named to the Elite Junior Classic Team ... Member of the Preseason All-ESPN Savannah football team in 2015 ... Rushed for 1,220 yards and 16 touchdowns in 2015 for the Warriors ... Added 10 catches for 120 yards and one touchdown ... Also saw action on defense where he made 24 tackles ... Rushed for 254 yards in his final prep game including touchdowns runs of 69, 54 and 36 yards ... As a junior, averaged 8.7 yards per carry with 868 yards and 13 touchdowns on 100 carries ... Carried 61 times for 598 yards as a sophomore ... Played for Coach Tim Adams.

Personal

Son of Anthony Byrd and Lydia Williams ... Born April 16, 1998.

Chris CALHOUN 51

DL ■ Jr. ■ 6-4 ■ 245
Alpharetta, Ga.
Centennial



2016 (Sophomore)

Recorded 12 tackles while seeing action in all 13 games ... Had a 2-yard sack vs. Boston College (11/26) ... Season-high three tackles in the season-opener vs. Tulane ... Recorded a pass break-up vs. Delaware and a QB hurry at Louisville ... Saw 312 snaps including a season-best 39 vs. Tulane ... Played 20 or more snaps in 10 of 13 games ... Earned his second varsity letter.

2015 (Freshman)

Made his college debut against Elon (9/3) with 25 plays and had one assisted tackle ... Earned four consecutive starts starting Week 3 at Army West Point ... Made a season-high five stops including three solos vs. the Black Knights ... Recorded tackles for loss against Army, North Carolina, Notre Dame and Clemson.

High School

Team captain as a senior ... Rated as a 3-star recruit by 247, ESPN, Scout, and Rivals ... Rated as the No. 45 defensive end in the country by 247 ... Four-year letterman ... Earned all-region honors in both his junior and senior seasons ... Defensive MVP as a senior ... Earned five player of the week honors ... Had nine sacks and 19 tackles for a loss in 2014 ... Named to the junior elite squad in 2013 ... Coached by Jeff Carlberg.

Personal

Son of Vincent and Thema Calhoun ... Born Sept. 3, 1996.

CALHOUN'S CAREER DEFENSIVE STATS

	G-GS	S-A-Tot	TFL-Yds	Sk-Yds	Int-Yds	PBU	FF-FR
2015	12-4	11-9-20	4-0-10	0-0	1-4	1	0-0
2016	13-0	6-6-12	1-0-2	1-2	0-0	1	0-0
Career	25-4	17-15-32	5-0-12	1-2	1-4	2	0-0

Cade CARNEY

36



RB ■ So. ■ 5-11 ■ 215

Advance, N.C.
Davidson Day

2016 (Freshman)

Became the first true freshman RB in at least 65 years to start his first game on campus when he earned the nod in the season-opener against Tulane (9/1) ... Also had the first two plays of the game, a 2-yard carry and a 4-yard reception from Kendall Hinton ... Had a break-out game against Duke (9/10) ... Carried 17 times for 108 yards and three touchdowns ... Was Wake Forest's first true freshman with a three-touchdown game since Chris Barclay vs. Purdue in 2002 ... Broke a 14-14 tie with a 55-yard burst to lead the Deacons to the 24-14 win ... Named the ACC Rookie of the Week ... Also recognized by 247Sports.com as its True Freshman of the Week ... Named the National Freshman of the Week by CBS Sports ... Suffered an injury in practice and missed the Delaware, Indiana and NC State games ... Returned to action vs. Syracuse (10/8) and collected his second consecutive 100-yard game ... Posted career-high 29 carries and had 104 yards on the ground ... Scored on a three-yard run in the fourth quarter that extended Wake Forest's lead over the Orange from 14-9 to 21-9 ... Rushed for 87 yards vs. Virginia (11/5), his top game of the second half of the season ... Led the team with 102 all-purpose yards vs. the Cavaliers ... Led the team in rushing with 18 carries for 59 yards and a touchdown against Clemson (11/19) ... Team all-purpose yards leader vs. the Tigers with 76 yards ... Team rushing leader in the Military Bowl win over No. 23 Temple with 71 yards on 17 carries ... Scored on an 11-yard run vs. the Owls ... Finished 10th in the league in rushing in ACC games with 69.1 yards per game ... On the field for 422 snaps in 2016, the most of all running backs ... Finished second on the team in rushing behind Matt Colburn with 589 yards ... Tied for the team lead with six touchdowns ... Posted the fifth-most rushing yards by a true freshman in school history ... Academic All-ACC selection ... Earned his first varsity letter.

High School

Four-year team captain ... Rated a 3-star athlete and among the top 50 players in the state by ESPN, Rivals and 247Sports ... Played his senior year at Davidson Day School after spending first three years at Davie High School ... Helped Davidson Day go 12-0 in 2015 and win the NCISAA Division I state championship ... Played for Coach Chad Grier at Davidson Day ... Averaged 30 yards on kickoff returns and 33.4 yards on punt returns as a senior ... Rushed for 1,188 yards and 16 touchdowns in eight games as a senior ... Named the Charlotte Football Awards Player of the Year in 2015 ... Named to the Charlotte Observer All-Area first team as a senior and earned all-state honors ... Was an All-Central Piedmont Conference selection at Davie in 2012 and 2013 and a three-time All-Northwest selection by the Winston-Salem Journal ... Earned CPC Player of the Year honors as a freshman ... Became a starter at Davie County as a freshman in 2012 when he had 274 carries for 1,908 yards and 17 touchdowns ... Rushed for 3,815 yards and 43 touchdowns in three seasons at Davie County.

Personal

Son of Carl and Teddy Carney ... Father played defensive line at East Carolina ... Born June 28, 1997 ... Was an Honor Roll student and a member of the Headmaster's List.

CARNEY'S CAREER RUSHING STATS

	G-GS	Car	Yds	Avg	TD	Lg/Opponent
2016	10-10	156	589	3.8	6	55/at Duke
Career	10-10	156	589	3.8	6	55/at Duke

CARNEY'S CAREER RECEIVING STATS

	G-GS	Rec	Yds	Avg	TD	Lg/Opponent
2016	10-10	12	74	6.2	0	15/Virginia
Career	10-10	12	74	6.2	0	15/Virginia

Adam CENTERS

98



K ■ RS-Jr. ■ 6-0 ■ 205

Coppell, Texas
Coppell

2016 (Redshirt Sophomore)

Did not see any game action.

2015 (Sophomore)

Redshirted for the season after having surgery on right ankle July 24 and missing the entire season ... Returned for spring ball in 2016.

2014 (Freshman)

Started all 12 games as a true freshman as Wake Forest's kickoff specialist ... Averaged 62.0 yards per kickoff with 14 touchbacks ... Season-high three touchbacks vs. Army ... Made one tackle on the season at Duke ... Season-best 65.0 kickoff average vs. Virginia Tech ... Had 42 kickoffs during the season ... His 14 touchbacks marked the fourth-highest total in a season since records began in 2001.

High School

A 2014 graduate of Coppell (Texas) High School ... Ranked as the No. 3 kicker in the country and the No. 99 prospect in Texas by ESPN ... Rated the No. 2 kicker nationally by Kohls ... Honorable mention as both a punter and placekicker on the Texas 5A All-State team as selected by the Associated Press ... Named the punter on the American Family Insurance All-Texas team ... First team All-District 5-5A ... Second team All-Area selection ... Converted on seven of nine field goal attempts and all 57 PAT's as a senior ... Was seven-of-eight on field goals as a junior ... 44 of 68 kickoffs went for touchbacks in 2013 ... Had a season-best 52-yard field goal in 2013 and a 51-yarder in 2012 ... Averaged 38 yards per punt as a senior ... Chosen to play in the Under Armour All-American Game ... Booted a 25-yard field goal to help Team Highlight defeat Team Nitro in the contest ... Booted a 43-yard field goal vs. Flower Mound ... Played for Coach Joe McBride.

Personal

Son of Connie and B.J. Centers ... Born Jan. 17, 1996

Brandon CHAPMAN

23



TE ■ RS-Fr. ■ 6-5 ■ 255

Grove City, Ohio
Grove City

2016 (True Freshman)

Redshirted.

High School

Team captain at Grove City High School, just outside of Columbus, Ohio ... Rated the No. 33 tight end in the nation by 247 Sports ... Considered one of top 45 players in Ohio by 247Sports and ESPN ... Earned 3-stars from 247Sports, Rivals, ESPN and Scout ... Considered an outstanding blocker as well as a receiving threat ... Was a three-year starter at tight end for the Greyhounds ... Also lettered in basketball ... Played for Coach Mike Lanza.

Personal

Son of Frank and Elizabeth Chapman ... Brother, Dalton, played at Bowling Green State University in 2012-13 ... Born August 3, 1997 ... Member of the Junior Honor Society ... Posted a 3.8 GPA in high school ... Has volunteered with autistic children.

Spencer CLAPP

56



OL ■ Fr. ■ 6-6 ■ 250

Gibsonville, N.C.
Eastern Guilford

High School

Team captain ... First team all-state on the 3-A NCPreps.com team ... Named to the All-Area team by the Greensboro News-Record as a defensive tackle ... Also a dominating blocker on the offensive side ... Played for Coach Doug Robertson ... Two-time All-Mid State 3A selection ... Helped the Wildcats win their first Mid State 3A Conference championship and reach the Class 3AA state championship game in 2016 at BB&T Field ... Team went 15-1 and finished runner-up in the state playoffs ... Finished his senior year with 106 tackles and 16.5 sacks ... Recorded four sacks in a win over Western Alamance.

Personal

Son of Lisa and Andy Clapp ... Born Jan. 9, 1999.

Steven CLAUDE

88



WR ■ RS-So. ■ 6-2 ■ 195

Miami, Fla.
Champagnat Catholic

2016 (Redshirt Freshman)

Played in all 12 regular season games at wide receiver and on special teams ... Was in on 258 plays on the year including a high of 43 in the season-opener vs. Tulane ... Had a 13-yard reception vs. Delaware and a 14-yard catch at Florida State ... Had four tackles on the year including three on special teams ... Earned his first varsity letter.

2015 (True Freshman)

Redshirted.

High School

Team captain as a senior ... Rated as a 3-star recruit by 247, ESPN, Rivals, and Scout ... Ranked the No. 58 wide receiver in the country by Rivals ... Selected all-state twice and all-Dade County twice ... Selected to play in the Nike North South All-Star game as well as the O/D All-American Bowl ... Team finished 14-0 and was crowned state champs in 2013 and district champs in 2012 and 2014 ... Finished high school career with 80 receptions, 19 touchdowns, and 1,609 yards ... Coached by Mike Tunsil.

Personal

Son of Latrebah Dixon and Steve Claude ... Born Nov. 21, 1996.

Matt COLBURN II 22

RB ■ Jr. ■ 5-10 ■ 205

Imo, S.C.
Dutch Fork



2016 (Sophomore)

Led Wake Forest in rushing with 626 yards as a sophomore ... Made his first two career receptions vs. Tulane (9/1) ... Led the Deacons with 29 receiving yards that game ... Posted career-highs with 24 carries for 118 yards and a touchdown in a win vs. Delaware ... Cleared the 100-yard mark for the second game in a row with 103 yards on 29 carries ... It marked the most carries by a Deacon since 2005 ... He was the first Wake Forest RB with back-to-back 100-yard rushing games since 2011 ... On the field for 378 snaps in 2016 ... Had 10 or more carries in eight of 13 games ... Earned his second varsity letter.

2015 (Freshman)

Had a team-high 12 carries in the season-opener against Elon ... Rushed for 38 yards and scored his first college touchdown on a 2-yard second quarter run ... Led the team in rushing against Florida State with 51 yards on 11 carries ... Earned three consecutive starts against Army West Point, Indiana and Florida State ... Returned three kickoffs for 45 yards against the Tar Heels.

High School

Named South Carolina's Mr. Football for 2014 ... Rushed 172 times for 1,705 yards and 24 touchdowns as a senior ... Named offensive MVP of the Shrine Bowl of the Carolinas ... Helped the Silver Foxes reach the state 4-A championship game in three consecutive years, winning the state title in 2013 ... First team all-state pick and All-Midlands ... Coached by Tom Knotts ... Set school record with 2,448 rushing yards on 328 carries as a junior along with 40 touchdowns, 418 receiving yards and two touchdown receptions ... Chosen the state's 4-A Division I Player of the Year in 2013 ... Set school records for rushing yards in a season and touchdowns in a career.

Personal

Son of Matthew, Sr. and Tironza Colburn ... Born July 27, 1997.

COLBURN'S CAREER RUSHING STATS

	G-GS	Car	Yds	Avg	TD	Lg/Opponent
2015	10-3	66	239	3.6	1	21/Indiana
2016	13-3	151	626	4.1	2	29/at Duke
Career	23-6	217	865	4.0	3	29/at Duke

COLBURN'S CAREER RECEIVING STATS

	G-GS	Rec	Yds	Avg	TD	Lg/Opponent
2015	10-3	0	0	0	0	--
2016	13-3	13	143	11.0	0	21/vs. Temple
Career	23-6	13	143	11.0	0	21/vs. Temple

Thomas COLE 87

TE ■ RS-Fr. ■ 6-5 ■ 245

Wellsburg, W.V.
Brooke



2016 (True Freshman)

Redshirted ... Named Offensive Scout Team Player of the Week following the Syracuse game.

High School

Team captain and two-time team MVP at Brooke High ... Named to the 2015 American Family Insurance All-USA West

Virginia team ... Considered one of the top five players in West Virginia ... First team AAA all-state in 2015 as a punter and second team in 2014 as a wide receiver ... Had 77 receptions for 936 yards and nine touchdowns as a senior ... Also made 46 tackles and eight tackles for loss as a defensive end ... Had a 44-yard TD run and a 29-yard fumble recovery for a score against Hurricane ... Posted an outstanding junior year where he caught 58 passes for 819 yards and seven scores for the Bruins ... Had 186 career receptions for over 2,500 yards and 30 touchdowns as a prep ... Played for coach Mac McLean ... Also a standout in basketball where he averaged double figures in points and rebounds ... Was first team All-Ohio Valley Athletic Conference in both football and basketball in 2014 ... Nominee for McDonald's All-American in basketball ... Earned all-state honors in basketball as well.

Personal

Son of the late Dawn Cole ... Born Dec. 2, 1997 ... Member of the National Honor Society.

Matthew CONSIDINE 18

QB ■ Fr. ■ 6-6 ■ 195

St. Augustine, Fla.
St. Joseph Academy



High School

Four-year varsity player and team captain at Saint Joseph Academy ... Went 17-2 as the starting QB for the Flashes and led the team to a 10-0 record in 2015 ... Threw for 2,281 yards and 26 touchdowns during his career ... Played for Coach Matt Olsenevich.

Personal

Son of Tracy and Katherine Considine ... Born Nov. 8, 1998 ... Graduated No. 2 in his class with a 4.64 GPA.

Coby DAVIS 20

DB ■ Fr. ■ 5-11 ■ 185

Upper Marlboro, Md.
Maret School



High School

Team captain ... A 3-star prospect by 247 ... Considered the No. 11 recruit in D.C. in 2016 ... Four-time All-Mid-Atlantic Conference selection at defensive back ... First team All-USA Today for the District of Columbia ... Second team All-Met pick in 2016 by the Washington Post ... Member of the Elite 100 and a finalist for Team Maryland ... Four-year letterman for coach Mike Engelberg ... Helped the Frogs win one Mid-Atlantic Conference championship and one DCSAA title (2016) ... Returned the opening kickoff 96 yards for a touchdown in the DC State Athletic Association Class A championship game ... Team finished the year 12-0 ... Had six interceptions and totaled 15 touchdowns as a two-way player in 2015 ... Also a double-digit scorer in basketball and high jumper in track.

Personal

Son of Niki and Ross Allen ... Born Dec. 19, 1998.

Grant DAWSON 50

LB ■ RS-Sr. ■ 6-1 ■ 225

Winston-Salem, N.C.
Reagan



Elected a co-captain for his senior season in 2017.

2016 (Redshirt Junior)

Finished ninth on the team with 35 tackles ... Made four starts and played in all 13 games ... Made his first collegiate start at Duke (9/10) in place of the injured Jaboree Williams ... Started vs. Delaware and recorded three tackles and a quarterback hurry ... Picked off his first pass against Indiana (9/24) and returned it six yards ... Season-high five tackles vs. Duke and Army West Point ... On the field for 458 snaps in 2016, the most among returning linebackers ... Season-high 58 snaps against Duke.

2015 (Redshirt Sophomore)

Finished the season with 16 total tackles ... Played a season-high 41 snaps against Indiana ... Key special teams performer on the kickoff return team ... Had a season-high six tackles vs. the Hoosiers ... Member of the kickoff return and punt return squads ... Named the Athletic Department's Weight Room Junkie by his fellow student-athletes at the Black & Golden Globes.

2014 (Redshirt Freshman)

Made his collegiate debut at ULM and had one assisted tackle on 15 snaps ... Finished the season with 15 tackles including a half-tackle for loss ... Season-high three tackles vs. Syracuse and Clemson ... Had a half-tackle for loss vs. the Orange ... Was on the field for a season-best 42 snaps at Florida State ... Had two special teams tackles on the season ... Recorded at least one tackle in 10 of 12 games.

2013 (True Freshman)

Local product who redshirted the season after joining the team as a walk-on in the preseason.

High School

A 2013 graduate of Reagan High School in Pfafftown, N.C. ... Played for coach Josh McGee his last two seasons at Reagan ... Played for coach Greg King as a sophomore ... Helped the Raiders finish 8-3 as a senior in 2012, a five-game turnaround from the previous two seasons ... Two-time all-league honoree in the Central Piedmont Conference ... Two-time member of the All-Northwest Team ... Named the CPC Defensive Player of the Year and the Forsyth County Defensive Player of the Year in 2011 ... National Honor Society member ... Volunteered with Habitat for Humanity.

Personal

Son of Harry and Lisa Dawson ... Born Dec. 29, 1994, in Winston-Salem.

DAWSON'S CAREER DEFENSIVE STATS

	G-GS	S-A-Tot	TFL-Yds	Sk-Yds	Int-Yds	PBU	FF-FR
2014	12-0	6-9-15	0.5-2	0-0	0-0	1	0-0
2015	12-0	6-10-16	0-0	0-0	0-0	0	0-0
2016	13-3	21-14-35	2.5-4	0-0	1-6	1	0-0
Career	37-3	33-33-66	3.0-6	0-0	1-6	2	0-0

DeAndre' DELANEY

29



DB ■ RS-Fr. ■ 6-3 ■ 205
Morristown, Tenn.
Morristown West

2016 (True Freshman)

Redshirted ... Named the Defensive Scout Team player of the Week following the Delaware game.

High School

Team captain at Morristown West High ... An outstanding high school running back who transitioned to defense with the Demon Deacons ... First team 5-A all-state by the Tennessee Sports Writers association ... Is the all-time leading rusher at Morristown West with 4,260 career yards ... Rushed for 1,863 yards and 22 touchdowns as a senior while collecting 377 receiving yards and three scores ... Named the Citizen Tribune's All-Lakeway Area Player of the Year ... Scored 26 total touchdowns for the Trojans ... Helped the Trojans reach the state quarterfinals in Class 5-A ... Saw action at OLB where he had 13 tackles, a tackle for loss and a sack in 2015 ... Named the East Offensive MVP in the Toyota East-West All-Star Classic in Cookeville, Tenn. ... Scored the first touchdown of the game with a 23-yard run ... Finished the game with 12 carries for 69 yards ... Named the USA Today Offensive Player of the Week after rushing for 218 yards and five touchdowns against Seymour ... Rushed for 270 yards and three touchdowns in the City Championship win over Morristown East ... Helped the Trojans to the third round of the state playoffs ... Played for Coach Lamar Brown ... Ran for nearly 1,300 rush yards as a junior.

Personal

Son of Daryl and Tricia Delaney ... Born Feb. 6, 1998.

Dayton DIEMEL

52



LS ■ So. ■ 5-10 ■ 210
Hudson, Wis.
Hudson

2016 (Freshman)

Walk-on who joined the team during preseason camp in 2016 ... Did not see action through the first six games ... Thrust into the line-up at Florida State (10/15) ... Took over the long-snap duties in the second quarter and finished the game ... Handled all punt, field goal and PAT snaps over the last six games ... Tied the school bowl game record with one fumble recovery against Temple in the Military Bowl.

High School

Three-year letterman as a running back and long snapper at Hudson High ... Helped the Raiders to the state semifinals in 2013 and the quarterfinals in 2014 ... Played for coach Adam Knowles ... Twice earned all-conference honors at running back ... Three-time academic all-conference selection ... Rushed for over 2,000 yards during his career including 25 touchdowns ... Three-year starter at long snapper.

Personal

Son of Dave and Nancy Diemel ... Graduated in the top four percent of his class ... Born Aug. 18, 1997.

Thomas DILLON

37



DB ■ RS-Jr. ■ 5-10 ■ 180
Katy, Texas
The Kinkaid School

2016 (Junior)

Missed the season due to injury.

2015 (Sophomore)

Had one solo tackle against Elon ... Was a key reserve at cornerback throughout the season.

2014 (Freshman)

Saw action in two games as a true freshman ... Did not record any statistics ... Was on the field for 12 snaps including a season-best nine against Gardner-Webb.

High School

Ranked as No. 71 cornerback by ESPN ... Led Kinkaid to an undefeated season in 2013 and an SPC and state championship ... Notched six interceptions and returned a pair of touchdowns as a senior ... Had 16 career interceptions ... Earned All-SPC honors four times ... Was a nominee for the Private School Defensive Player of the Year by the Houston Touchdown Club ... Had 41 tackles, 23 pass break-ups, six interceptions and a fumble recovery as a senior ... Returned two picks for scores ... Played for coach Nathan Larned ... Served as team captain ... Also a four-year starter on the basketball team ... Was named All-Conference on the basketball court as a sophomore.

Personal

Son of Eric and Yvette Dillon ... Born July 18, 1995.

Greg DORTCH

89



WR ■ RS-Fr. ■ 5-9 ■ 165
Richmond, Va.
Highland Springs

2016 (True Freshman)

Redshirted ... Scout team quarterback week of Army game.

High School

Team captain and Virginia 5-A Player of the Year in 2015 ... Added Richmond All-Metro Player of the Year honors from the Richmond Times-Dispatch ... Named All-Metro Richmond in 2014 ... First team all-Region 5-A South at both wide receiver and kick returner ... 5-A South Region and Conference 12 Player of the Year ... Ranked No. 49 on the Roanoke Times list of top 100 players in Virginia ... 3-star athlete by ESPN and Rivals and considered one of the top 50 players in Virginia by the Roanoke Times ... Helped the Springers win the Virginia 5-A state championship in 2015 ... Scored on a 66-yard run in the title game win over Stone Bridge while adding an interception ... Finished the year 14-1 ... Had 55 receptions for 1,029 yards and 10 touchdowns as a senior ... Had nine receptions for 134 yards and two touchdowns to go with a 63-yard kickoff return in a state semifinal win over Indian River ... As a junior, caught 44 passes for 914 yards and 16 touchdowns ... Played in the Virginia High School Coaches Association All-Star game ... Coached by Loren Johnson ... Versatile athlete who saw action at cornerback, wide receiver, kick returner and holder.

Personal

Son of Greg Dortch and Loretta Towns ... Born May 29, 1998 ... Cousin of former Iowa running back Jordan Canzeri.

Will DRAWDY

34



RB ■ Fr. ■ 6-0 ■ 190
Easley, S.C.
Easley

High School

Helped lead Easley High to the 2016 state playoffs ... Earned first team all-region ... Finished second in the state in rushing with 1,099 yards ... Named the Easley Offensive Player of the Year.

Personal

Son of Jack and Tonya Drawdy ... Grandfather played football at Wofford College in the late 1950s ... Member of the National Honor Society.

Ian DRISCOLL

81



WR ■ Fr. ■ 5-10 ■ 175
Garden City, N.Y.
Kellenberg Memorial/Holderness School

High School

High school quarterback who will transition to wide receiver at Wake Forest ... Played at Kellenberg Memorial in 2015 and did a post-graduate year at Holderness School in 2016 ... Lettered three years in both football and lacrosse and earned a basketball letter ... Named All-New England Evergreen Conference ... Played for Coach Duane Ford and Jordan Graham ... Threw for over 1,000 yards and six touchdowns at Holderness School ... Helped team to 2016 state lacrosse championship game.

Personal

Son of Leo and Nancy Driscoll ... Older brother, Kyle, is a quarterback for Wake Forest ... Four-year member of the Honor Roll at Kellenberg.

Kyle DRISCOLL

11



QB ■ RS-Jr. ■ 6-1 ■ 210
Garden City, N.Y.
Kellenberg Memorial

2016 (Redshirt Sophomore)

Did not see any game action.

2015 (Redshirt Freshman)

Saw action against Indiana and North Carolina ... Did not attempt a pass.

2014 (True Freshman)

Redshirted the season.

Personal

Son of Leo and Nancy Driscoll ... Born January 6, 1996 ... Father played on Notre Dame's 1977 national championship football team ... Older brother, Leo, played quarterback at Union College ... Younger brother, Ian, is a walk-on wide receiver at Wake Forest ... Enjoys playing the guitar and piano.

Wendell DUNN

14



DL ■ RS-Sr. ■ 6-3 ■ 250
Miami, Fla.
Palmetto

Wuerffel Trophy nominee ... Elected a co-captain for his senior season in 2017 ... Reads to students each week at Paisley IB Magnet School in Winston-Salem.

2016 (Redshirt Junior)

Started all 13 games and finished 12th on the team with 32 tackles ... Fifth on the club with six tackles for loss ... Season-high seven tackles in the season-opener vs. Tulane ... Second on the team with seven tackles vs. Tulane (9/1) ... Had a sack against Virginia (11/5) ... Recovered a fumble on Louisville's first play from scrimmage (11/12) which led to a Deacon field goal ... Recorded sacks against Duke, Virginia and Syracuse ... Earned his third varsity letter ... On the field for 601 snaps, the second-most among Wake Forest's defensive ends.

2015 (Redshirt Sophomore)

Finished eighth on the team with 35 tackles ... Had a season-high seven tackles vs. Duke (11/28) ... Forced a fumble at Boston College that was key to Wake Forest's win over the Eagles ... Had one sack on the year, vs. Florida State (10/3) ... tied for third on the team with 7.5 tackles for loss on the season ... Garnered 1.5 TFL at Clemson (11/21) ... Saw 556 snaps during the season.

2014 (Redshirt Freshman)

Was the only redshirt freshman to start all 12 games on defense in 2014 ... Earned honorable mention Freshman All-America honors from College Football News ... Tenth on the club with 43 tackles and led all rookies in total stops ... Saw his first college action at ULM and had six tackles and a half-tackle for loss ... Career-high eight stops vs. Army ... Also collected 2.5 tackles for loss vs. the Black Knights ... Had five games with five or more tackles and recorded a tackle for loss in seven of 12 games ... Forced fumbles in consecutive weeks vs. Army and Louisville ... Saw a season-best 74 snaps vs. Duke and Clemson ... On the field for 630 total plays ... Earned his first varsity letter.

2013 (True Freshman)

Redshirted the season.

High School

A 2013 graduate of Miami Palmetto High School in Pinecrest, Fla. ... Honorable mention all-state Class 8A at linebacker as a senior ... Four-year starter for the Lancers ... Had 95 tackles and four interceptions as a junior ... Ran a 4.7 in the 40 ... Started his career as a safety ... Selected for the Under Armour All-American game ... Ranked as the No. 54 OLB in his class by Scout.com ... Played for Coach Matt Dixon ... His uncle, Jermaine Chambers, was a wide receiver with the Miami Hurricanes in the mid-1990s.

Personal

Son of Jeff and Jen Borton ... Born Feb. 16, 1994 ... Name is pronounced "when-DELL".

DUNN'S CAREER DEFENSIVE STATS

	G-GS	S-A-Tot	TFL-Yds	Sk-Yds	Int-Yds	PBU	FF-FR
2014	12-12	17-26-43	7.5-14	0.5-0	0-0	2	2-0
2015	12-12	18-17-35	7.5-25	1.0-7	0-0	0	1-0
2016	13-13	23-9-32	6.0-15	2.5-12	0-0	0	0-1
Career	37-37	58-52-110	21.0-54	4.0-19	0-0	2	3-1

Duke EJIOFOR

53



DL ■ RS-Sr. ■ 6-4 ■ 270
Houston, Texas
Alief Taylor

Second team preseason All-ACC by Athlon ... Rated the No. 12 DE in the nation and second team All-ACC by Lindy's Sports ... Named to the preseason Lott IMPACT Trophy watch list ... Named to the Bednarik Award preseason watch list.

2016 (Redshirt Junior)

Was a consensus third-team All-ACC selection as a junior ... Named third team by the Atlantic Coast Sports Media Association, Associated Press and Phil Steele ... Nominee for the Bednarik Award ... Led Wake Forest with 10.5 sacks and was second on the team with 17 tackles for loss ... Finished the year fourth in the ACC in sacks with 0.81 per game ... Finished eighth in the ACC in tackles for loss with 17 ... Tied for the league lead with 8.5 sacks against ACC opponents ... Set the school record for sacks by a junior with 10.5, breaking the previous mark of 10.0 ... Finished fifth on the team with 50 tackles ... Tied for the team lead with four QB hurries ... Had four tackles, a half-sack and 1.5 tackles for loss against Tulane (9/1) ... Earned ACC Defensive Lineman of the Week after his performance at Duke (9/10) ... Had career-best seven tackles, three sacks, four tackles for loss, two forced fumbles, a fumble recovery and two QB hurries ... Named the Bednarik Award Defensive Player of the Week ... Had an 11-yard sack vs. Delaware ... Two tackles, two pass break-ups and a half-tackle for loss vs. Indiana (9/24) ... Collected four tackles, a sack and two tackles for loss vs. NC State (10/1) ... Had four tackles and a sack in a win over Syracuse (10/8) ... Named the state Mid-Season Defensive Player of the Year by the Fayetteville Observer ... Named a second team Mid-Season All-American by Sports Illustrated ... Had a 14-yard sack vs. Boston College (11/26) ... Had six tackles and a critical late fourth quarter sack that took Temple out of field goal range in the Military Bowl ... Led all defensive ends with 700 reps in 2016 ... Earned his third varsity letter.

2015 (Redshirt Sophomore)

Missed the first five games of the season while recovering from a preseason injury ... Led the team with 4.5 sacks on the year ... Recorded a sack in four of the seven games he played ... Was ninth on the team with 28 tackles ... Added a pair of QB hurries ... Sacked Louisville's QB late in the second quarter that resulted in a Wake Forest safety and a 12-10 lead over the Cardinals ... Totaled 404 snaps during the season including season-best 84 vs. Duke (11/28).

2014 (Redshirt Freshman)

Made one tackle in his first college game at ULM as a redshirt freshman ... Recorded 12 tackles and two sacks on the season ... Season-best four tackles, all solos, vs. Florida State ... Had sacks in consecutive weeks vs. Louisville and Florida State ... Added one QB hurry vs. ULM ... Had 56 snaps vs. Florida State ... Missed the final two games of the season with an injury ... On the field for a total of 322 plays as a redshirt freshman ... Awarded first varsity letter.

2013 (True Freshman)

Redshirted.

High School

A 2013 graduate of Alief Taylor High School in Houston, Texas ... Honorable mention All-Greater Houston selection ... Named one of the top 100 players in the Houston area by the Houston Chronicle ... Was an honorable mention selection in District 18-5A ... Had 47 tackles, 15 tackles for loss, eight sacks and six pass break-ups as a senior ... Ran a 4.53 40 and had a 39-inch vertical leap in high school ... An honor roll student ... Also was

a high jumper in track for the Lions ... Had offers from Houston, Rice, Kansas and TCU.

Personal

Son of Dr. Samuel and Franca Ejiofor ... Born Apr. 24, 1995 ... Name is pronounced "EDGE-eh-for".

EJIOFOR'S CAREER DEFENSIVE STATS

	G-GS	S-A-Tot	TFL-Yds	Sk-Yds	Int-Yds	PBU	FF-FR
2014	10-0	10-2-12	2.0-11	2.0-11	0-0	1	0-0
2015	7-6	13-15-28	7.5-38	4.5-32	0-0	0	0-0
2016	13-13	30-20-50	17.0-113	10.5-93	1-1	5	2-2
Career	30-19	53-37-90	26.5-162	17.0-136	1-1	6	2-2

Augustus FORTUNE

99



LB ■ RS-Fr. ■ 6-0 ■ 210
Knoxville, Tenn.
Knoxville Catholic

2016 (True Freshman)

Redshirted ... Named Special Teams Scout Team Player of the Week following the win over Delaware.

High School

Team captain and three-year starter at linebacker at Knoxville Catholic ... Set school records for tackles in a game (28), season (191) and career (381) ... Helped the Fighting Irish to three state playoff appearances including a state championship in 2015 ... Played for Coach Steve Matthews ... Earned all-district and first team All-KIL as a senior while adding All-Academic honors from the National Football Foundation ... Selected to the Toyota East-West All-Star game ... Collected 31 tackles for loss in 2015 ... Also a letterman in baseball.

Personal

Son of Chris Fortune and Kathleen Christie ... Born Aug. 28, 1997 ... Named to the ACC Academic Honor Roll in 2017.

Jack FREUDENTHAL

86



TE ■ RS-So. ■ 6-3 ■ 230
Richmond, Va.
Trinity Episcopal

2016 (Redshirt Freshman)

Played on kickoff return, kickoff coverage and punt return teams throughout the season ... Saw action from the LOS vs. Florida State (10/15) ... On the field for 100 plays during the season with a high of 16 vs. Clemson ... Earned his first varsity letter.

2015 (True Freshman)

Redshirted.

High School

Played multiple positions at Trinity Episcopal ... Helped the Titans to the VISAA Division II Private School state championship in 2014 ... First team all-state on both offense and defense ... Second team All-Metro as a senior ... Named to the South Team for the Big River Rivalry All-Star game as a tight end ... Played for Coach Sam Mickens ... Scored all three touchdowns in the state championship game victory over St. Anne's-Bel-field ... Rushed for 122 yards and had 70 receiving yards in the title game ... Had 45 receptions, over 1,000 yards receiving and 22 touchdowns as a senior

Personal

Son of Kevin and Carolyn Freudenthal ... Born March 26, 1997.

Nathan GILLIAM

71



OL ■ RS-So. ■ 6-5 ■ 290

Knoxville, Tenn.
Farragut

2016 (Redshirt Freshman)

Played in 10 games as a redshirt freshman ... Made his first career start vs. Louisville ... On the field for 80 snaps against the Cardinals ... Saw action on 206 plays during the season including 67 vs. Delaware ... Graded out at 100 percent vs. Indiana ... Earned his first varsity letter.

2015 (True Freshman)

Redshirted.

High School

Team captain as a senior ... Rated as a 3-star recruit by 247, ESPN, Rivals, and Scout ... Named first team all-state in Class 6A in 2014 by the Tennessee Sports Writers Association ... Named All-District 4AAA and the district's lineman of the year ... All-Knoxville Interscholastic League honoree ... First team All-PrepXtra ... Played in the Toyota East-West All-Star game following his senior season ... Coached by Eddie Courtney.

Personal

Son of David and Michelle Gilliam ... Born July 6, 1997 ... Brother, Jacob, was a starting offensive lineman at Tennessee in 2014 ... Attended the same high school as former Deacon great and NFL player Tyson Clabo.

Cameron GLENN

2



DB ■ RS-Jr. ■ 6-1 ■ 200

Stone Mountain, Ga.
Stephenson

2016 (Redshirt Sophomore)

Tied for ninth on the team with 35 tackles as a redshirt sophomore ... Tied a school record with an 83-yard fumble return for a touchdown vs. Syracuse ... Missed the Indiana game with an injury ... Forced a fumble vs. Army (10/29) and recovered a fumble vs. Virginia (11/5) ... Had an interception and 41-yard return vs. Virginia (11/5) that set-up a game-tying field goal ... Finished the season eighth in the nation in fumble recoveries with three (12/29) ... Led the ACC in fumbles recovered in league games with three in six contests ... on the field for 378 snaps on the year including a season-best 66 against Boston College ... Played 25 or more snaps in eight games ... Missed four contests due to injury ... Earned his second varsity letter.

2015 (Redshirt Freshman)

Finished seventh on the team with 38 tackles ... Career-high 10 stops vs. Indiana (9/26) ... Played season-best 63 snaps vs. Indiana and tied for the team lead with five tackles including four solos ... Also led the club in tackles vs. Florida State ... Member of the kickoff and kickoff return teams ... Missed the UNC and NC State games due to injury.

2014 (True Freshman)

Redshirted the season.

High School

Rated the No. 29 safety by ESPN ... First team All-Dekalb County ... Recorded 92 tackles, 50 solos, 42 assists, 8 tackles for loss, and five interceptions ... As a junior, made 62 tackles including 37 solos and 25 assists ... Added three interceptions and six pass break-ups ... Had a pair of interceptions and three pass break-ups in a win over M.L. King ... Helped the Jaguars to the third round of the Georgia 5A playoffs in 2012 ... Named

the team's most valuable defensive back in 2013 and team defensive MVP in 2012 ... Team captain ... Also competes in track ... Finished eighth in the state with a 20'10.5" long jump and in the 300 meter hurdles in 2013 ... Had an interception in the state playoffs against Flowery Branch ... Played for Coach Ron Gartrell.

Personal

Son of Carl and Cheryl Glenn.

GLENN'S CAREER DEFENSIVE STATS

	G-GS	S-A-Tot	TFL-Yds	Sk-Yds	Int-Yds	PBU	FF-FR
2015	10-0	24-14-38	0.5-2	0-0	1-0	1	0-0
2016	9-1	26-9-35	1.0-1	0-0	1-41	0	1-3
Career	19-1	50-23-73	1.5-3	0-0	2-41	1	1-3

Keegan GOOD

39



DB ■ RS-Fr. ■ 6-0 ■ 185

Pinehurst, N.C.
Pinehurst

2016 (True Freshman)

Redshirted.

High School

Three-year letterman at Pinecrest who helped the Patriots to a 29-6 record over his last three seasons ... Team captain in football and lacrosse ... Was a two-time All-South Eastern Conference selection at defensive back for the Patriots ... Missed most of his senior season with an injury but had two interceptions in one contest ... Recorded 50 tackles and made three interceptions as a junior, returning one for a score ... Had 88 tackles and three picks as a sophomore ... MVP of lacrosse team ... Member of the National Honor Society.

Personal

Son of William and Kathy Good ... Born Oct. 27, 1997 ... Named to the ACC Academic Honor Roll in 2017.

Malik GRATE

13



DB ■ RS-Fr. ■ 6-0 ■ 165

Pendleton, S.C.
Pendleton

Moved from wide receiver to cornerback in the spring.

2016 (True Freshman)

Redshirted as a wide receiver.

High School

Team captain at Pendleton High ... A 3-star athlete by ESPN and 247Sports ... Among the top 25 recruits in South Carolina by ESPN and 247Sports ... Considered the No. 18 recruit in South Carolina by the Charlotte Observer ... Named first team 2-A all-state as a senior by High School Sports Report ... Played in the 2015 Shrine Bowl of the Carolinas ... Scored three touchdowns including a 60-yard punt return for a touchdown in a win over Blacksburg ... Helped the Bulldogs to an 8-3 record in 2015 ... Had 38 receptions for 284 yards and two touchdowns as a sophomore ... Played for Coach Paul Sutherland ... Participated in track for the Bulldogs where he ran the 100 and 400 meters and also competed in the high jump ... Earned track athlete of the year from the Anderson Independent-Mail in 2013 ... Won the 200 and 400 meters at state and finished second in the 100 ... Named all-area in track in 2014 ... Repeated with titles in the 200 and 400 as a junior while finishing

second in the 100 meters and third in the long jump ... Owns six state championships in track.

Personal

Son of Sherman and Regina Guyton and Rod Brown ... Born July 15, 1997 ... Member of the National Honor Society.

Tyriq HARDIMON

27



DB ■ Fr. ■ 6-0 ■ 190

Marietta, Ga.
Lassiter

High School

Team captain ... Consensus 3-star recruit ... Rated the No. 60 safety in the nation by Rivals ... Considered the No. 13 safety in Georgia by Scout ... Member of the Marietta Daily Journal Dynamite Dozen college prospects ... Earned first team all-region, first team all-county honors as a senior ... Had 50 tackles and one interception for the Trojans who went 6-5 and reached the first round of the 6-A state playoffs ... Had 60 tackles and an interception as a junior ... Four-year letterman for Coach Jep Irwin.

Personal

Son of Cassandra and Edmund Hardimon ... Born Oct. 23, 1998.

Phil HAYNES

74



OL ■ RS-Jr. ■ 6-4 ■ 310

Raleigh, N.C.
Enloe

2016 (Redshirt Sophomore)

Starter at right guard in all 13 games in 2016 ... Was one of just two offensive linemen to start all 13 games along with Ryan Anderson ... Had the highest grade on the offensive line in the Military Bowl win over Temple ... Graded out second-best on the line against Army West Point, Louisville and Tulane ... Earned his second varsity letter ... On the field for 866 snaps, the third-most among offensive linemen ... Saw a season-high 85 snaps at Indiana ... Also topped 80 snaps against Delaware and Temple.

2015 (Redshirt Freshman)

Started at RT in his first college football game and had 78 snaps against Elon ... Started each of the first nine games at right tackle ... Had 713 total offensive snaps in 2015 ... Season-high 89 snaps vs. Florida State (10/3) ... Moved to guard during spring practice 2016.

2014 (True Freshman)

Redshirted.

High School

Spent his first three seasons at North Raleigh Christian and his senior year at Virginia Episcopal School in Lynchburg ... Primarily a basketball player, he is a recent comer to football ... Was a defensive end in high school ... Earned his degree from Raleigh Enloe High.

Personal

Son of Betty Capers ... Born Oct. 19, 1995 ... Majoring in communication.

Connor HEBBELER

95



DE • Fr. • 6-2 • 250
Franklin Lakes, N.J.
Bergen Catholic

High School

Three-year letterman in football at New Jersey powerhouse Bergen Catholic ... Earned honorable mention all-league honors ... Had 16 receptions for 190 yards and two touchdowns as a senior ... Recorded 22 tackles on defense ... Had the game-winning reception over archrival St. Joseph's in 2015.

Personal

Son of Bob and Maureen Hebbeler ... Cousin of Tom Durkin who played football at the Air Force ... Born March 2, 1999 ... Member of the honor roll.

Amari HENDERSON

4



DB • RS-So. • 6-1 • 175
Charlotte, N.C.
Mallard Creek

2016 (Redshirt Freshman)

Recorded 20 tackles as a redshirt freshman, the second-most among Deacon corners ... Season-high four tackles vs. Syracuse and Temple ... Had a pass break-up at Duke (9/10) and two pass breakups vs. Delaware ... Recorded three tackles and two PBU vs. Indiana (9/24) ... Had a key end zone interception at end of the first half vs. Syracuse (10/8) ... Added four tackles vs. the Orange ... Missed the Florida State game after suffering an injury in practice the week of the game ... Led the team in passes defended with 10 ... Had 9 PBUs and an interception ... Finished 10th in the ACC in passes defended (0.91 per game) ... On the field for 645 snaps in 2016, the most among returning corners ... Earned his first varsity letter.

2015 (True Freshman)

Redshirted.

High School

Team captain as a junior and senior ... A 3-star recruit by 247, ESPN, and Scout ... Named AP first team all-state in 2014 ... Named Charlotte Observer Defensive Player of the Year ... Named the Defensive MVP of the state title game ... Collected 25 tackles, 29 pass break-ups, and nine interceptions as a senior ... Had 16 interceptions, 58 pass break-ups, five sacks, six blocked field goals, & seven blocked punts during prep career ... Helped the Mavericks to the North Carolina 4AA state title in 2013 & again in 2014 with a win at BB&T Field ... Team posted a 15-1 mark in 2014 ... Coached by Mike Palmieri.

Personal

Son of Dori Scott and Antez Henderson ... Born Sept. 8, 1997.

HENDERSON'S CAREER DEFENSIVE STATS

	G-GS	S-A-Tot	TFL-Yds	Sk-Yds	Int-Yds	PBU	FF-FR
2016	10-9	13-7-20	0-0-0	0-0-0	1-0	10	0-1
Career	10-9	13-7-20	0-0-0	0-0-0	1-0	10	0-1

Justin HERRON

75



OL • RS-Jr. • 6-5 • 300
Silver Springs, Md.
Bullis

2016 (Redshirt Sophomore)

Started 12 games as a redshirt sophomore ... Missed the Delaware game after suffering an injury vs. Duke ... On the field for an even 800 snaps in 2016 ... Tied for the highest offensive line grade against Duke ... Posted the second-highest grade against Florida State ... Academic All-ACC selection ... Third team preseason All-ACC by Phil Steele.

2015 (Redshirt Freshman)

Made collegiate debut with start at LT vs. Elon (9/3) in the season-opener ... Started all 12 games at LT ... Led all offensive linemen with 841 snaps ... Had a season-high 83 snaps against Indiana (9/26) and Florida State (10/3) ... Came out on top in OL grading in the season finale at Duke (11/28).

2014 (True Freshman)

Redshirted.

High School

A 2014 graduate of the Bullis School in Potomac, Md. ... Rated the No. 57 offensive tackle in the nation by Rivals ... A three-time All-Interstate Athletic Conference pick ... Named All-Montgomery County Gazette in 2012 and 2013 ... All-Sentinel team in 2012 ... Earned MVP honors at the Maryland Crab Bowl, an all-star game for Baltimore and Washington D.C. area players ... Helped the D.C. team to a 30-21 win over Baltimore ... Named first team Washington Post All-MET ... First team Private School All-State as a senior ... Played both offensive tackle and on the defensive line for the Bulldogs ... Team captain ... Played for Coach Pat Cilento ... Participated in the Big 33 Game in January ... Was strictly a basketball player until his freshman year of high school ... Played defensive exclusively as a sophomore before playing both offense and defense as a junior and senior ... Played the trumpet in the Jazz Ensemble and Concert Band at Bullis ... Also participated in basketball and baseball ... 2013 American Family Insurance All-Maryland first team.

Personal

Son of Reggie and Brigitte Herron ... Father, Reggie, and uncles, Larry Herron and Keith Herron, all played basketball at Villanova ... Born Nov. 27, 1995 ... Last name is pronounced "her-RON".

Tabari HINES

1



WR • Jr. • 5-10 • 175
Florence, S.C.
Marlboro County

2016 (Sophomore)

Earned eight starts and played in all 13 games as a redshirt sophomore ... Led the Deacons with 38 receptions, 447 receiving yards and three touchdown catches ... Led the team with three receptions for 40 yards vs. Delaware ... Caught three passes for 52 yards including a long of 33 vs. Indiana (9/24) ... Had a breakout game at NC State (10/1) ... Set career highs with nine receptions for 125 yards and one TD ... The touchdown came on a 9-yard pass from John Wolford ... Four receptions for 42 yards at Florida State (10/15) ... Had seven receptions for 79 yards including three-yard TD reception from John Wolford vs. Army (10/29) ... Had three catches for 46 yards including the go-ahead touchdown in Wake Forest's Military Bowl win over Temple ... Earned his second varsity

letter ... On the field for 481 snaps including a season-high 63 vs. Boston College ... Had six games with 40 or more snaps.

2015 (Freshman)

Finished the season fifth on the team with 32 receptions ... Was fourth with 366 receiving yards ... His 32 catches were more than the previous school record for receptions by a true freshman at 24 ... Set the school true freshman record with 366 receiving yards ... Started at slot receiver 10 times, missing two starts simply because of formation changes ... Had two catches for 24 yards and returned four punts for 41 yards including a long return of 21 yards in his collegiate debut vs. Elon ... Tied for team-high honors with seven receptions for 77 yards vs. Syracuse ... Led the Deacons with five catches for 42 yards vs. NC State (10/24) ... Made three receptions for 82 yards and a touchdown vs. Louisville ... On the field for 507 snaps in 2015.

High School

Enrolled at Wake Forest in January, 2015 ... Team captain as a senior ... Rated as a 3-star recruit by 247, ESPN, Rivals, and Scout ... First team all-state pick as a senior ... Named All-Region 6-3A as a senior ... Named to the All-Zone team for the Myrtle Beach area ... Played his first three seasons at South Florence High School and his senior year at Marlboro County ... Caught 60 passes for 910 yards and 17 touchdowns as a junior ... Added 48 receptions for 673 yards and 10 scores as a senior ... Led the area in touchdown catches as a junior ... Helped Marlboro to the Class 3A lower state championship in 2014 ... Also led the Bulldogs with six interceptions ... Selected to play in the Touchstone Energy Cooperatives Bowl following his senior season ... Of his 46 career touchdowns, 15 came on kick returns, interception returns or fumble returns ... Helped South Florence to its first-ever undefeated regular season in 2013 ... Coached by David Prince at South Florence and Dean Boyd at Marlboro County.

Personal

Son of LaFerris Bethea and Willie Hines ... Born April 10, 1997

HINES' CAREER RECEIVING STATS

	G-GS	Rec	Yds	Avg	TD	Lg/Opponent
2015	12-11	32	366	11.4	3	58/Louisville
2016	13-7	38	447	11.8	3	48/Army
Career	25-18	70	813	11.6	6	58/Louisville

Kendall HINTON

2



QB • R-So. • 6-0 • 195
Durham, N.C.
Southern Durham

2016 (Sophomore)

Earned a redshirt season after suffering a knee injury in Week 3 vs. Delaware ... Was Wake Forest's leading rusher in the season-opener against Tulane with 24 yards and a touchdown ... Took over QB duties midway through second quarter at Duke (9/10) ... Became the first Deacon QB to lead his team to victory in his hometown since Riley Skinner beat Georgia Tech in the 2006 ACC Championship game in Jacksonville, Fla. ... Completed six of 11 passes for 133 yards vs. Duke while adding 63 rushing yards on 11 carries ... Rushed for 38 yards and a touchdown on six carries in the first quarter of the Delaware game before coming out with a knee injury ... was not able to return to the line-up.

2015 (Freshman)

Started twice on the season vs. Indiana and Florida State ... Made college debut against Elon and completed 9 of 13 passes for 65 yards while rushing twice for 12 yards ... Came on in relief for an injured John Wolford against Army and rushed for

touchdowns of 15 and 7 yards ... Led the Deacons to a 17-14 win and became the first Deacon QB to rush for 100 yards in a game since 2004 ... Had 17 carries for 101 yards ... Named ACC Rookie of the Week after his performance against the Black Knights ... Added two rushing touchdowns the following week vs. Indiana to become the first Deacon since 1993 to post consecutive multi-rushing TD games ... Missed the final game of the season vs. Duke after being diagnosed with mono-nucleosis ... Set school record for most passing yards in first career start when he threw for 245 yards vs. Indiana ... His seven rushing touchdowns on the year is the fourth-most in a season by a Wake Forest QB.

High School

Enrolled at Wake Forest in January, 2015 ... Team captain as a senior ... Rated as a 3-star recruit by 247, ESPN, Rivals, and Scout ... Ranked as the No. 26 dual-threat quarterback in the country by Rivals ... Named 3-A Big Eight Conference Player of the Year as a junior and senior ... Named to the Raleigh News & Observer All-Metro team ... Coming off a senior season in which he led Southern Durham to a 13-1 record and the third round of the state playoffs ... Passed for 3,258 yards and 30 touchdowns while rushing for 835 yards as a senior ... Led Southern Durham to the 2013 3A state championship as a junior ... Earned all-conference honors in basketball as a junior ... Coached by Darius Robinson as a senior and Adrian Jones as a junior.

Personal

Son of Kevin and Denene Hinton ... Born February 19, 1997

HINTON'S CAREER PASSING STATS

	G-GS	Cmp	Att	Pct	Yds	Int	TD	Lg/Opponent
2015	9-2	93	179	.520	929	5	4	78/Louisville
2016	3-1	11	19	.579	147	1	0	62/at Duke
Career	12-3	104	198	.523	1,103	6	4	78/Louisville

HINTON'S CAREER RUSHING STATS

	G-GS	Att	Yds	Avg	TD	Lg/Opponent
2015	9-2	93	390	4.2	7	69/NC State
2016	3-1	25	125	5.0	2	32/at Duke
Career	12-3	118	515	4.4	9	69/NC State

Cedric JILES

5



DB ■ Grad. ■ 5-10 ■ 170

Clinton, Miss.
Clinton

At Mississippi State

A talented cornerback who spent five seasons in Starkville ... Rehabbed through two difficult injuries during his time at Mississippi State ... Returned from injury to become a playmaker for the Bulldogs' secondary ... Turned in first full season in the fall of 2013 after being injured three games into true freshman year ... Also made an impact on special teams ... Appeared in 35 career games with 71 total tackles (49 solo) ... Started 11 games.

High School

Rated a 3-star recruit by Rivals.com, Scout.com, ESPN.com and 247Sports ... Ranked the 16th-best player in Mississippi by 247Sports ... The No. 47 corner prospect in the country according to Rivals.com ... Earned First-Team All-State honors by the Clarion-Ledger and state coaches association ... Made four tackles in the Mississippi-Alabama All-Star Game ... Was credited with 27 tackles (one for loss), one interception, two forced fumbles, five pass breakups, two fumble recoveries and a touchdown his senior season ... On offense, caught four passes for 23 yards and ran 16 times for 88 yards, while also returning six punts for 72 yards on special teams ... Totaled 25

tackles, five pass breakups, one interception, a forced fumble and a fumble recovery during his junior campaign ... Participated in the Army All-American Combine in the summer of 2010, clocking in at 4.38 in the 40-yard dash ... Tallied 33 tackles and two interceptions during sophomore campaign ... Also ran track in high school, finishing third in the state championship meet in the 100-meter dash his junior year.

Personal

Born on Dec. 8, 1993 ... Son of Cynthia and Cedric Jiles Sr.

Davis JOHNSON

83



WR ■ R-Fr. ■ 5-11 ■ 180

Alpharetta, Ga.
Milton

2016 (True Freshman)

Redshirted.

High School

Three-year letterman at Milton High ... Played for Coach Howie DeCristofaro ... Helped the Eagles to the state quarterfinals in 2014 ... Also a member of the weightlifting team ... Led the team in receiving as a senior ... Member of Fellowship of Christian Athletes ... Has volunteered with the Miracle League and Samaritan's Feet.

Personal

Son of David and Diane Johnson ... Born March 25, 1998.

Waydale JONES

80



WR ■ Fr. ■ 6-4 ■ 185

Beeville, Texas
AC Jones

High School

Team captain ... A 3-star prospect ranked among the top 150 wide receivers in the nation by Scout and 247 ... Considered the No. 28 WR in Texas ... First team all-state Class 4A by the Associated Press ... Was unanimously selected MVP of District 15-4A ... Named first team all-area by the Victoria, TX Advocate ... Named mySouTex.com offensive MVP as a senior ... Became the first player to win mySouTex.com MVP awards in two different sports as he was the basketball MVP in 2015-16 ... MaxPreps second team All-American selection ... Helped lead the Trojans to a 9-3 record and district and bi-district titles as a senior ... Broke every school receiving record in 2016 ... Was ranked in the top five nationally with 120 receptions, 1,979 yards and 30 touchdown catches ... Caught at least three touchdown passes in eight games as a senior ... Had a pair of four-TD games and four games of 200 or more receiving yards ... Had 11 receptions for 278 yards and three touchdowns in a win over Ingleside ... Over his final two seasons, caught 173 passes for 2,879 yards and 40 touchdowns ... Played for coach Jerry Bomar.

Personal

Son of Skip and Debra Jones ... Born Dec. 14, 1998 ... Two-year member of the National Honor Society ... Academic All-State selection ... Was the Texas Region IV champion in the 200 meters and finished sixth at the state meet with a time of 22.21 in the spring of 2017.

Goran JOVANOVIC

66



OL ■ Fr. ■ 6-4 ■ 295

Ashburn, Va.
Paul VI Catholic

High School

Lettered two seasons at Paul VI Catholic High School for Coach Joseph Sebastian ... Helped the Panthers to a pair of top 10 state finishes in the VISAA ... Earned second team all-state honors.

Personal

Son of Zlatko and Susan Jovanovic ... Born Oct. 5, 1999 ... Member of the National Latin Honor Society.

Sulaiman KAMARA

90



DL ■ RS-Fr. ■ 6-2 ■ 290

Richmond, Va.
Hermitage

2016 (True Freshman)

Redshirted.

High School

Team captain for the Hermitage Panthers ... 3-star recruit ranked among the top 15 players in Virginia by 247Sports, ESPN and Rivals ... Considered the No. 29 defensive tackle in the nation by Scout ... Ranked No. 14 on the Roanoke Times list of top 100 players in Virginia ... Member of the 2015 American Family Insurance All-USA Virginia Football Team ... First team All-State VHSL Group 5-A ... Named Conference 11 Defensive Player of the Year in 2015 ... Rare four-year starter for the Panthers ... Had 85 tackles, 12 tackles for loss and four sacks as a senior ... Was also utilized as a fullback in goal-line situations ... Played in the Virginia High School Coaches Association All-Star game and the Offense-Defense All-American Bowl ... Named the Richmond Times-Dispatch Defensive Player of the Year as a junior ... Collected 108 total tackles and school record 18 tackles for loss with eight sacks ... Named the Region 5-A South and Conference 11 Defensive Player of the Year in 2014 ... Second team all-state as a junior ... First team All-Region 5-A South in 2013 ... Coached by Patrick Kane.

Personal

Native of Sierra Leone who immigrated to the United States when he was 3 ... Son of Zainab Fofanah Kamara ... Born Oct. 15, 1996.

Demetrius KEMP

34



LB ■ RS-Jr. ■ 6-1 ■ 215

Demopolis, Ala.
Demopolis

2016 (Redshirt Sophomore)

Played in 10 of 13 games as a redshirt sophomore including five starts ... Saw action on the kickoff return and kickoff teams ... Missed the Delaware, Indiana and NC State games after suffering an injury vs. Duke ... Returned to starting lineup vs. Syracuse (10/8) ... Three tackles, 1.5 TFL and a sack at Florida State (10/15) ... Forced a fumble on a punt return vs. Boston College (11/26) ... Deflected a pass vs. Temple that was then intercepted by Duke Ejiofor ... Career-high eight tackles vs. Clemson ... Finished the year with 31 tackles, four tackles for loss and a sack ... Earned his second varsity letter ... Played 453 snaps on the year with a game-high 61 vs. Tulane.

2015 (Redshirt Freshman)

Played in all 12 games and recorded 18 tackles ... Season-high five tackles against Indiana (9/26) and North Carolina (10/17) ... Intercepted a pass against the Tar Heels and returned it seven yards ... Saw 338 snaps including season-best 56 vs. the Hoosiers.

2014 (True Freshman)

Redshirted the season.

High School

A 2014 graduate of Demopolis (Ala.) High School ... Rated the No. 103 "athlete" in the nation by ESPN ... Named the Maren-go County Player of the Year by the Demopolis Times ... Earned Honorable Mention All-State Class 5A as an athlete ... Pre-season second team Super All State by AlabamaVarsity.com ... First team All-County by the Demopolis Times ... Versatile player who saw action at running back, receiver, safety and as a kick returner ... Compiled 1,567 all-purpose yards as a senior with 11 touchdowns ... Rushed 32 times for 363 yards and six touchdowns while catching 28 passes for 480 yards and three TDs ... Had 66 tackles and four interceptions as a safety for the Tigers, returning two for touchdowns ... Blocked three punts and a pair of PATs ... Helped Demopolis to a 7-4 record and the first round of the state playoffs ... Played in the Alabama-Mississippi All-Star Classic and helped Alabama to the win with a pair of touchdown receptions ... Made three receptions for 72 yards and caught the game-winning touchdown pass in the 21-17 victory ... Played for Coach Tom Causey ... Helped Demopolis to a 60-59 double OT win over Hillcrest with a 75-yard kickoff return, a fumble recovery, a rushing touchdown, a blocked PAT and a catch on the game-winning two-point conversion ... Rushed for three touchdowns in a win over Selma ... High school teammate of fellow Deacon Cortez Lewis ... Had a 98-yard kickoff return for a touchdown vs. Wilcox-Central in 2011 ... Named his team's overall MVP in 2013 and served as team captain.

Personal

Son of Courtney Kemp ... Born Oct. 20, 1995.

KEMP'S CAREER DEFENSIVE STATS

	G-GS	S-A-Tot	TFL-Yds	Sk-Yds	Int-Yds	PBU	FF-FR
2015	12-0	11-7-18	2.0-5	0-0	1-7	0	0-0
2016	10-4	20-11-31	4.0-16	1.0-10	0-0	1	1-0
Career	22-0	31-18-49	6.0-21	1.0-10	1-7	1	1-0

Cortez LEWIS

15



WR ■ RS-Jr. ■ 6-1 ■ 210

Demopolis, Ala.
Demopolis

2016 (Redshirt Sophomore)

Finished his redshirt sophomore season second on the team with 32 receptions ... Was third on the team with 415 yards ... Played in 12 games with five starts ... Caught a 37-yard pass vs. Duke that set up Wake Forest's first touchdown ... Caught two passes for 24 yards vs. Delaware ... Both of the catches came on scoring drives ... Lone reception vs. Indiana (9/24) was a 12-yard catch that came on a scoring drive ... Had season-best six receptions for 52 yards vs. NC State (10/1) ... Made team-high five receptions vs. Syracuse (10/8) ... Had 42 receiving yards vs. the Orange ... Led team with six receptions for career-high 109 yards at Florida State (10/15) ... Team leader with four receptions for 41 yards at Louisville (11/12) ... Caught four passes for 67 yards including a 37-yard touchdown catch vs. Boston College (11/26) ... Awarded his second varsity letter ... Saw 551 snaps including a season-best 63 vs. Boston College.

2015 (Redshirt Freshman)

Started 11 of 12 games at wide receiver ... Led the team in receptions with 47 and in receiving yards with 611 ... Tied for the team-high with four TD catches ... Had at least one catch in all 12 games ... Opened the season with three catches for 64 yards including a 30-yard TD pass from John Wolford against Elon ... Five catches for 48 yards at Syracuse ... Season-high eight catches vs. Florida State ... Top receiving yardage game came against Louisville when he had one reception for a season-long 78-yard touchdown ... The score gave the Deacons a 10-0 first quarter lead ... Led the team in receptions against Army, Boston College, Clemson and Duke ... Had TD receptions of 30 yards vs. Clemson and 22 yards vs. Duke ... Three of his four TD receptions came in the final four games.

2014 (True Freshman)

Redshirted ... Had shoulder surgery in September 2014 and returned to action for spring football in 2015.

High School

A 2014 graduate of Demopolis (Ala.) High School ... Rated the No. 89 wide receiver nationally by ESPN ... Honorable mention preseason all-state by AlabamaVarsity.com ... Named to the West Alabama Watchman All-County first team ... First team All-County by the Demopolis Times as a sophomore, junior and senior ... Had 29 receptions for 575 yards and six touchdowns as a senior at Demopolis ... Team captain ... Played for coach Tom Causey ... Had five receptions for 102 yards and two touchdowns and a blocked extra point vs. St. Paul's ... Caught a 50-yard touchdown pass against Jackson ... Had five receptions for 123 yards and two touchdowns and a forced fumble in a win over Satsuma ... Returned a punt for a touchdown vs. Wilcox-Central as a sophomore ... Named team offensive MVP as a senior ... High school teammate of fellow Wake Forest Demetrius Kemp ... Ran the 400 meters in track.

Personal

Son of T'Keisha Chandler ... Born July 15, 1996.

LEWIS' CAREER RECEIVING STATS

	G-GS	Rec	Yds	Avg	TD	Lg/Opponent
2015	12-11	47	611	13.0	4	78/Louisville
2016	12-5	32	415	13.0	0	37/Twice
Career	24-16	79	1,026	13.0	4	78/Louisville

LaRonde' LIVERPOOL

44

TE ■ RS-Fr. ■ 6-3 ■ 235

Virginia Beach, Va.
Landstown



2016 (True Freshman)

Redshirted.

High School

Team captain and 3-star recruit by Scout, 247Sports, Rivals and ESPN ... Listed as the No. 2 outside linebacker in Virginia by Scout but will convert to tight end at Wake Forest ... Considered among the top 40 players in Virginia by multiple recruiting publications ... Tabbed as the No. 8 prospect in South Hampton Roads by the Virginian Pilot ... Ranked No. 24 on the Roanoke Times list of top 100 players in Virginia ... Played for Coach Tommy Reamon ... Was a first team all-conference pick at tight end ... Had 96 tackles and 14 sacks from his linebacker position as a junior.

Personal

Son of Herb and Sonia Liverpool ... Born Oct. 5, 1997 ... Member of the honor roll all four years in high school.

Jaren Lubrano

84



TE ■ Fr. ■ 6-1 ■ 200

Pinehurst, N.C.
Pinecrest

High School

Earned first team All-Southeastern Conference honors at linebacker at Pinecrest in 2016 ... Also saw action at running back and quarterback ... Three-time football letterman while lettering in lacrosse and track as well ... Played for Coach Chris Metzger.

Personal

Son of Peter Lubrano and Tiffany Bartholomew ... Born Sept. 20, 1999 ... Named an NC Scholar and graduated in the top 10 percent of his class.

Dom MAGGIO

48



P ■ So. ■ 6-3 ■ 180

Monkton, Md.
The Boys' Latin School

Third team preseason All-ACC by Athlon ... Second team preseason All-ACC by Lindy's Sports.

2016 (Freshman)

Earned first team Freshman All-America honors from 247Sports ... Was a second team selection by Campus Insiders and fourth team by Athlon ... Earned third team All-ACC by the ACC coaches and honorable mention by the Atlantic Coast Sports Media Association ... An Academic All-ACC selection ... Finished the year with 42.0 punting average, the third-highest in school history by a freshman ... Averaged 40 yards or more in each of his first six games ... Missed two games early in the season due to leg fatigue but was able to continue to hold for field goals and PATs ... Averaged 40.2 yards on eight punts in his collegiate debut against Tulane (9/1) ... Had two punts of 50 or more yards and put four punts inside the 20 ... Averaged 46.2 yards per punt at Duke (9/10) ... Returned to action vs. NC State and averaged 46.8 YPP vs. the Wolfpack on six punts ... Became the first freshman to average over 40 yards per punt in each of his first three career games since Harry Newsome in 1981 ... Only freshman in school history to average 40+ in his first four games after collecting a 41.0 average vs. Syracuse (10/8) ... Leading freshman punter in the nation on Oct. 23 ... Averaged 44.7 vs. Florida State (10/15) with a career-long 67 yard punt ... Averaged 45.6 yards vs. Army (10/29) including punts of 62 and 58 yards ... Let loose with a career-long 80 yard punt vs. Clemson (11/19) that was the longest punt by an ACC kicker in 2016 ... Maggio was punting from his own 20 and the ball went into the end zone for a touchback ... Averaged 46.1 yards vs. Boston College (11/26) with a long of 55 yards ... Finished eighth in the ACC in punt average at 42.0 ... Averaged 42.6 vs. ACC opponents ... Was on the field for 132 snaps including a high of 14 vs. Clemson ... Earned his first varsity letter.

High School

Team captain at The Boys' Latin School of Maryland ... Can be used as both a punter and placekicker ... Earned MaxPreps All-America status in 2015 ... Considered the No. 3 three prep kicker in the nation by ESPN ... Considered the top punter in the nation and a 5-star kicker by Kohl's ... 3-star athlete by Scout, ESPN and 247Sports ... Earned Under Armour All-America honors and played for Team Highlight in the Under Armour All-American game ... First team Baltimore Sun All-Met selection in 2015 ... Two-time consensus all-state selection ... Three-time MIAA B all-conference and All-Metro selection ...

An all-state selection in 2013 and consensus all-state in 2014 and 2015 ... Picked for the Crab Bowl All-Star game ... Set Maryland state record with 34 career field goals including a career-long 55-yarder ... Averaged 45.1 yards per punt as a senior ... Played for Coach Ritchie Schell ... Averaged 43.5 yards per punt as a junior ... Also lettered in baseball and basketball and earned all-conference honors as a shortstop and pitcher.

Personal

Son of Kirk and Cari Maggio ... Born April 23, 1998 ... Father was a punter at UCLA and was recruited to the Bruins by current Wake Forest assistant coach Bill Rees ... Dean's List and Honor Roll student and a member of the National Honor Society ... Was a Williams Scholar.

MAGGIO'S CAREER PUNTING STATS

	No.	Yds.	Avg.	Lg	In20	TB	FC	Blk
2016	72	3,026	42.0	80	24	7	12	1
Career	72	3,026	42.0	80	24	7	12	1

Sean MAGINN

79



OL • Fr. • 6-3 • 260

Suwanee, Ga.
North Gwinnett

High School

Ranked as the No. 115 offensive guard nationally by ESPN ... Second team All-Region 6-7A on the offensive line in 2016 ... Named to the All-Gwinnett Football team ... Helped the team to regional titles in 2013 and 2014 and a state runner-up finish in 2013 ... Four-year letterman for Coach Bob Sphire ... Played left tackle as a junior and left guard as a senior ... Also a member of the wrestling team.

Personal

Son of Kevin and Laura Maginn ... Born Feb. 17, 1999.

Luke MASTERSON

12



DB • R-Fr. • 6-2 • 205

Naples, Fla.
Gulf Coast

2016 (True Freshman)

Redshirted.

High School

Two-year team captain ... Second team all-state class 7A in 2015 ... Free safety and punter for Gulf Coast High who also saw action at wide receiver ... Named first team all-conference as both a junior and senior ... District 18-7A Academic Player of the Year in 2015 ... Helped Sharks to the playoffs in both 2014 and 2015 ... As a senior, recorded 45 tackles, 6 interceptions, and a remarkable 31 pass break-ups ... Had 128 interception return yards ... Finished seventh in punting in Class 7-A in 2015 ... His six interceptions in 2015 tied for the third most in the state in all classifications ... Had 77 tackles as a junior with two interceptions, two fumble recoveries and three touchdowns ... Recorded an interception in the end zone during a 2014 game that sealed Gulf Coast's bid to the state playoffs ... Played for Coach Pete Fominaya ... Participated in the long jump, triple jump and 200 meters in track.

Personal

Son of Mark and Sarah Masterson ... Born Jan. 7, 1998 ... Three-year member of the National Honor Society ... Has four sisters, three brothers ... Graduated from high school with a 4.70 grade point average.

Nate MAYS

35



LB • R-So. • 6-1 • 225

Calhoun, Ga.
Dalton

2016 (Redshirt Freshman)

Saw action primarily on special teams as a redshirt freshman ... Saw action in all 13 games and collected four tackles ... Awarded his first varsity letter.

2015 (True Freshman)

Redshirted ... Scout team special teams player of the week vs. Army.

High School

Rated as a 3-star recruit by 247 and ESPN ... Named first team all-region as both a junior and a senior ... Selected first team All-Area by the Dalton Citizen ... Voted as Dalton High School's 2014 defensive player of the year ... As a senior, recorded 148 tackles, five sacks, and two interceptions while helping his team to a 9-3 record ... Advanced into the second round of the Georgia state playoffs and won the sub-region 7A-5A title ... Member of the National Honor Society ... Coached by Matt Land.

Personal

Son of Eric Mays and Candy Smith ... Born Dec. 4, 1996

Kalin MCNEIL

44



LB • R-Jr. • 6-1 • 220

Greensboro, N.C.
Northeast Guilford

2016 (Redshirt Sophomore)

Saw action at rover as well as on special teams at rover ... On the field for 56 snaps ... Played in eight games ... Season-high 17 snaps vs. Indiana ... Had one tackle on the year.

2015 (Redshirt Freshman)

Did not play in the first four games of the season but played in six of the final eight contests ... On the field for 24 snaps during the season ... Collected a pair of tackles vs. Clemson (11/21).

2014 (True Freshman)

Redshirted.

High School:

A 2014 graduate of Northeast Guilford High School in McLeansville, N.C. ... Ranked the No. 31 prospect in North Carolina by National Underclassmen ... Named second team All-Triad Area in 2013 by the Greensboro News & Record ... Versatile player who saw action at linebacker, safety and running back ... Recorded 138 tackles as a junior including 16 tackles for loss ... Named his team's defensive MVP in 2012 ... Helped the Rams to a 7-4 record and a berth in the Class 3-A state playoffs ... Had 15 tackles, four tackles for loss and a touchdown against Asheboro in 2012 ... Caught a 41-yard touchdown pass against Reidsville as a senior ... Played for Coach Donovan Jackson ... Team captain ... Played in the Mid-State 3A Conference ... Named team defensive player of the year in 2012 ... Also earned All-Mid-Piedmont Conference honors ... Second team all-county choice ... Earned Mid State 3A Academic All-Conference honors ... Participated in the 4x100 relay in track.

Personal

Son of Kenny and Crystal McNeil ... Born Nov. 15, 1995 ... Name is pronounced "KAY-lin".

Connor MILLER

43



TE • R-Fr. • 6-2 • 225

Charlotte, N.C.
Charlotte Catholic

2016 (True Freshman)

Redshirted.

High School

Played for Coach Mike Bradowitz at Charlotte Catholic ... Helped the Cougars to a 15-0 record as a senior and the 4A state title ... The Cougars were 13-2 in 2014 and state runner-up ... Earned all-conference and all-Mecklenburg County honors as a junior and senior ... Second team all-state pick and team captain as a senior ... Collected 33 sacks in his last three seasons and over 250 tackles ... Served as class president all four years of high school ... Has volunteered with Special Olympics ... Was an avid skier as a youth.

Personal

Son of Scott and Rita Miller ... Born April 6, 1998 ... Father played football at Cornell ... Grandfather, Robert, was a pitcher with the Mets.

Chase MONROE

58



LB • Fr. • 6-2 • 220

Huntersville, N.C.
Davidson Day

High School

Team captain ... 3-star prospect by all major recruiting services ... 247 rated him the No. 23 linebacker in the nation and the top LB in the state ... Rated the No. 23 prospect in the state by the Fayetteville Observer ... Named the state defensive player of the year by USA Today and the Charlotte Observer ... Three-time all-state selection ... Member of WSOC's Big 22 in 2016 ... MaxPreps first team All-American in 2016 ... Finished his senior season with 204 total tackles, 10 tackles for loss and 10 sacks along with four forced fumbles ... Set school records with 36 tackles in a game and 597 career tackles ... As a junior, led the team with 129 tackles ... Played for head coach Chad Grier ... The Patriots beat Charlotte Latin 31-13 to win the 2015 NCSIAA Division I state championship ... HS teammate of Cade Carney ... Had an interception and 49-yard return in the state title game in 2015 ... Was eighth in the discus with a personal-record throw of 112-2.5' at state meet.

Personal

Full name is Matthew Chase Monroe ... Son of Sondra Monroe and Matt Monroe ... Stepmother is Lindsay Monroe ... Born Sept. 10, 1998.

Zach MURPHY

88



K/P • Fr. • 6-0 • 180

Raleigh, N.C.
Ravenscroft

High School

Team captain who holds the Ravenscroft school record with a 50-yard field goal ... Named All-Big East as a junior and senior ... NCISAA all-state team in 2016 ... Converted 13 career field goals and 94 PATs ... Had 27 touchbacks on kickoffs as a senior ... Helped Ravenscroft to the 2015 NCISAA Division 2 state championship in 2015 ... Played for coach Ned Gonet ... Also played lacrosse and helped the Ravens to the 2014 state playoffs.

Personal

Son of Steve and Diane Murphy ... Born Nov. 10, 1998 ... Raised over \$3,800 for pediatric cancer research through an organization called Kick-It during his senior season.

Je'Vionte' NASH

63



OL • R-Fr. • 6-3 • 290
Orange Park, Fla.
Oak Leaf

2016 (True Freshman)

Redshirted.

High School

Team captain and first team all-state Class 7A pick in Florida in 2015 ... Was a third team pick as a junior ... Considered a 3-star recruit by Scout, ESPN and 247Sports ... Ranked as one of the top 100 players in Florida by Scout and ESPN ... Three-year starter for the Knights ... First team member of the Florida Times-Union's All-First Coast team ... Selected to the Florida Times-Union's Super 24 football team ... Led an offensive line that accounted for over 200 yards rushing per game ... Helped Oak Leaf to an undefeated regular season in 2014 and a district championship before falling in the regional final ... Named second team All-Northeast Florida Elite Team in 2014 ... Second team All-First Coast as a junior ... Played for Coach Derek Chipoletti.

Personal

Son of Robert and Ruth Nash ... Born Jan. 7, 1998.

Trey NDLOVU

49



RB • RS-So. • 5-7 • 230
Hummelstown, Pa.
Hershey

2016 (Redshirt Freshman)

Did not see any game action ... Named Offensive Scout Team player of the Week following the Delaware game.

2015 (True Freshman)

Redshirted.

High School

Joined Wake Forest as a walk-on running back ... Played at Hershey High School for Coach Scott Mitchell in 2014 and Coach Mark Painter in 2012 and 2013 ... Two-year starter at running back for the Trojans ... Named the offensive MVP of the Cocoa Bean Bowl in 2014 with 72 yards rushing ... Graduated with distinguished honors.

Personal

Son of Dr. Hanford Ndlovu and Dr. Beverly Hall-Ndlovu ... Born June 14, 1997.

Jamie NEWMAN

12



QB • R-Fr. • 6-4 • 235
Graham, N.C.
Graham

2016 (True Freshman)

Redshirted ... Offensive Scout Team player of the Week following the Duke game (9/10).

High School

Team captain at Graham High School ... Three-time Burlington Times-News All-Region selection ... Ranked as the No. 4 quarterback in North Carolina and No. 26 in the South by Scout ... The No. 16 dual threat QB nationally by 247 Sports ... A 3-star recruit by ESPN, 247Sports, Rivals and Scout ... Considered one of the top 32 players in North Carolina by ESPN, 247Sports and Rivals ... Finished among the top 30 in the Elite Eleven competition ... Helped the Red Devils to the state playoffs in 2015 ... As a senior, completed 80 of 158 passes for 1,367 yards and 12 touchdowns despite missing two games with an injury ... Rushed 106 times for 419 yards and eight touchdowns ... Had 3,091 yards of total offense and accounted for 29 touchdowns as a junior ... Completed 100 of 195 passes for 1,840 yards and 20 touchdowns while rushing for 1,251 yards and nine scores in 2014 ... Rushed for 750 yards and 12 touchdowns as a sophomore while throwing for 2,034 yards and 13 touchdowns ... Played for Coach Anthony Timmons ... Became the starting QB as a freshman.

Personal

Son of Willie Bigelow, Jr. and Charity Newman ... Born Dec. 1, 1997 ... Three-year member of the A-B Honor Roll.

Loic NYA

59



OL • Fr. • 6-3 • 290
Silver Spring, Md.
Springbrook

High School

Team captain ... A 3-star recruit by Scout and was ranked the No. 73 offensive guard in the nation ... Considered the No. 2 guard in Maryland by Scout ... Selected to the Big 33 All-Star game ... A two-way lineman who will focus on offense at Wake Forest ... Member of Team Maryland Elite 100 as a defensive tackle ... Named first team defensive tackle on the All-Sentinel team ... Earned first team all-county and first team all-division on the defensive line ... Selected to the Maryland Crab Bowl All-Star game ... Played for Coach Jason Lomax ... Had 54 tackles, 22 tackles for loss and 10 sacks ... On offense, played every snap for all 10 games ... Native of Cameroon who moved to Maryland in 2012 ... Played just three years of football ... Played lacrosse as a freshman before joining the football team as a sophomore ... Has continued to play lacrosse ... Four-year member of the honor roll and three-year member of the French Honor Society.

Personal

Son of Dorette and Maurice Nya ... Born Dec. 4, 1999.

Patrick OSTERHAGE

68



OL • RS-Jr. • 6-4 • 285
Centerville, Ohio
Centerville

2016 (Redshirt Sophomore)

Played in all 13 games as a redshirt sophomore ... Earned his first career start at center vs. Louisville (11/12) ... Played 229 snaps on the season with a high of 81 vs. the Cardinals ... Also played 57 snaps vs. Virginia and 29 vs. Clemson ... Earned his second varsity letter.

2015 (Redshirt Freshman)

Played 28 snaps vs. Elon.

2014 (True Freshman)

Redshirted ... Member of the ACC Academic Honor Roll.

High School

A 2014 graduate of Centerville (Ohio) High School ... Ranked as the No. 104 offensive guard in this recruiting class nationally by

ESPN ... Second team All-Greater Western Ohio Central Conference as a junior ... Honorable mention all-state as a senior by JHuddle.com ... Played for coach Ron Ullery ... Centerville was 8-2 in 2013 and reached the state playoffs ... Named second team All-Southwest District by the Associated Press ... First team All-Area choice in 2013 ... Named Centerville's Offensive Lineman of the Week in games vs. Pickerington and Fairmont ... The Elks rushed for over 300 yards in all but one game in 2013 including a season-high of 625 yards vs. Springboro ... Team captain ... Attended the same high school as ESPN's Kirk Herbstreit and A.J. Hawk of the Green Bay Packers ... Over the last three years, Centerville has sent more offensive and defensive linemen to Division I schools than any other high school in Ohio.

Personal

Son of Ray and Clara Osterhage ... Born June 12, 1995 ... Name is pronounced "OH-ster-hage".

Christopher PEARCEY

28



DB • RS-Jr. • 5-11 • 200
Bradenton, Fla.
Lakewood Ranch

2016 (Redshirt Sophomore)

Saw action vs. Delaware.

2015 (Redshirt Freshman)

Did not see any game action.

2014 (True Freshman)

Redshirted ... Had seven carries for six yards in the spring game of 2015 ... Had 16 carries and a touchdown in the first spring scrimmage.

High School

Joined Wake Forest as a walk-on in the fall of 2014 ... Had an outstanding junior season in high school before suffering a torn ACL that cost him his senior year.

Devin PIKE

41



TE • Sr. • 6-6 • 250
Cincinnati, Ohio
Elder

2016 (Junior)

Played in all 13 games as a junior ... Started six times, primarily when the Deacons opened in a two tight-end set ... Had two receptions for nine yards ... Earned starts vs. Syracuse, Florida State, Virginia, Louisville, Clemson and Boston College ... Played 369 snaps on the season including 68 vs. the Seminoles ... Earned his third varsity letter.

2015 (Sophomore)

Key part of Wake Forest's offense, teaming with Cam Serigne at tight end ... Did not catch a pass in 2015 ... Was on the field for 111 snaps as a sophomore ... Started in two tight end formation against Army West Point and Notre Dame.

2014 (Freshman)

Played in all 12 games and made five starts as a true freshman ... Caught seven passes for 34 yards ... On the field for 241 snaps including season-high 39 vs. Clemson ... Had four games of 30 or more snaps ... Had career-best game vs. Gardner-Webb with four receptions for 26 yards ... Also had receptions against Syracuse, Boston College and Clemson ... Earned his first varsity letter.

High School

A 2014 graduate of Elder High School in Cincinnati, Ohio ... Rated the No. 29 tight end nationally by ESPN.com and No. 32 by Scout.com ... Ranked as the No. 49 prospect in Ohio by Rivals.com ... Started his prep career at Cincinnati Reading before transferring to Elder, a private school ... Had 39 receptions for 432 yards as a senior and two touchdowns ...

Helped lead Cincinnati Elder to a 9-3 record and the second round of the state playoffs ... Named first team All-Area as a senior ... Honorable mention All-Southwest District by Associated Press ... Considered an outstanding blocker ... Named to Scout.com's Super 25 for Southwest Ohio ... Had 25 catches for 278 yards in seven games as a junior ... Had six receptions for 66 yards vs. Lakewood St. Edward ... Six receptions for 81 yards vs. LaSalle ... Honorable mention all-district and first team All-Cincinnati by the Cincinnati Enquirer ... Named first team All-Greater Catholic League South ... The Panthers were 9-3 overall and 2-1 in the GCL Played for ... Coach Doug Ramsey ... Also played basketball where he was nominated as a McDonald's All-American ... Earned all-city and All-GCL honors in basketball ... Outstanding student who earned first honors in all 12 quarters at Elder.

Personal

Son of Steve and Cheri Pike ... Father was a linebacker at Kent State ... Brother, Tony, played quarterback at Cincinnati and led the Bearcats to consecutive Big East titles in 2008 and 2009, an Orange Bowl berth in 2008 and a 12-0 regular season record and a Sugar Bowl berth in 2009 ... Brother, Doug, also played guard at Cincinnati ... Born Aug. 4, 1995.

PIKE'S CAREER RECEIVING STATS

	G-GS	Rec	Yds	Avg	TD	Lg/Opponent
2014	12-5	7	34	4.9	0	11/GWU
2015	12-4	0	0	0	0	0/--
2016	13-5	2	9	4.5	0	8/at Duke
Career	37-14	9	43	4.8	0	11/GWU

Allan RAPPLEYEA

76



OL • Fr. • 6-5 • 275

Millbrook, N.Y.

Milton Academy (Mass.)

High School

Team captain ... 3-star prospect by 247, ESPN and Scout ... Considered the No. 1 offensive guard in Massachusetts by Scout ... Top 100 pick nationally by Scout and ESPN ... Named to the USA Today All-USA Massachusetts first team ... Earned All-Scholastic first team honors from the Boston Globe, Boston Herald, and Patriot Ledger ... First team All-New England and Lineman of the Year by New England Preparatory School Athletics Council ... Named Independent School League (ISL) All League First Team and Lineman of the Year ... Earned Mass. Prep. Stars Gridiron Super Team first team in 2015 ... Played for Coach Kevin MacDonald.

Personal

Son of Kirsten and Allan Rappleyea ... Born Nov. 15, 1997.

Traveon REDD

17



DB • So. • 6-0 • 195

Martinsville, Va.

Magna Vista

2016 (Freshman)

Saw action in 11 games as a true freshman and made nine tackles ... Had four games with two tackles ... Played 114 snaps with a high of 16 vs. Indiana ... Earned his first varsity letter.

High School

Team captain at Magna Vista High School in Ridgeway, Va. ... Ranked as one of the top 30 players in Virginia by Scout, 247Sports, and ESPN ... Considered a 3-star athlete by Scout, Rivals, ESPN and 247Sports ... First team 3A all-state selection in 2015 ... Piedmont District Defensive Player of the Year as a senior and named first team all-district at wide receiver ... Ranked No. 22 on the Roanoke Times list of top 100 players in Virginia ... Helped the Warriors to back-to-back 3A state championships in 2014 and 2015 ... Magna Vista won the Group 3A

Championship with a 13-1 record in 2014 ... Defeated Lord Botetourt 47-21 in 2015 in the title game ... Had a touchdown and an interception in the state title game ... Had 6 interceptions on the year, two for touchdowns ... Played both wide receiver and quarterback on offense and strong safety though will play on defense as a Demon Deacon ... Led the Warriors to Piedmont District championships in 2012 and 2013 ... Collected 367 career tackles to go with 18 interceptions, 15 forced fumbles and 41 pass break-ups ... Played for Coach Joe Favero ... Also lettered in basketball.

Personal

Son of Verlon and Tekela Redd ... Born Sept. 3, 1998 ... Member of the National Technical Honor Society.

Jack RIELLY

96



LB • Fr. • 5-10 • 190

Pittsburgh, Pa.

Central Catholic

High School

Helped lead Pittsburgh Central Catholic to the state 6A championship game in 2016 ... Had a 60-yard touchdown catch in the state semifinals ... As a fullback, had 16 carries for 148 yards, a 9.3 average ... Had three receptions for 89 yards ... Scored five of his six touchdowns in the postseason ... Played for Coach Terry Totten ... Helped the Vikings to a pair of WPIAL Championships and a state runner-up finish ... Vikings were ranked as high as 14th in the nation in 2016.

Personal

Son of Anna and Bill RIELLY.

Jaquarii ROBERSON

82



WR • Fr. • 6-1 • 165

Murfreesboro, N.C.

Hertford County

High School

Team captain ... A consensus 3-star prospect ... Rated the No. 211 WR nationally by 247Sports ... Considered the No. 5 receiver in North Carolina ... NCPreds 2A All-State first team selection ... Led the Bears to a conference championship and the third round of the state playoffs ... Three-year letterman for Coach Terrance Saxby ... Finished his senior season with 76 receptions, 1,370 yards and 15 touchdowns ... Twice named All-Northeastern Coastal 2A Conference ... As a junior, set school record with 66 receptions for 1,480 yards and 19 touchdowns ... As a sophomore, made 30 receptions for 595 yards and nine touchdowns in just eight games ... Also an outstanding basketball player ... Named all-district in basketball as both a sophomore and junior ... Averaged 22 points and 10 rebounds per game as a junior.

Personal

Son of Satoya Powell and the late Paul N. Roberson, Jr. ... Born July 29, 1998.

Isaiah ROBINSON

21



RB • RS-Jr. • 5-10 • 225

Charlotte, N.C.

Independence

2016 (Junior)

Missed the season due to injury.

2015 (Sophomore)

Started at tailback in the first two games of the season ... Led the team in rushing in the opener vs. Elon with 44 yards on 10 carries ... Had 11 carries for 29 yards at Syracuse ... Caught six passes for 57 yards out of the backfield ... On the field for 231

snaps including season-high 44 at Syracuse.

2014 (True Freshman)

As a true freshman, saw action in all 12 games and earned a start in the final game of the year at Duke ... Finished second on the team in rushing with 174 yards on 99 carries ... Posted career highs with 17 carries for 60 yards and a touchdown vs. Army ... Scored on a 15-yard run vs. the Black Knights ... Had a 1-yard touchdown run vs. Boston College and a 4-yard score at NC State ... Had nine receptions for 30 yards on the year and caught a 3-yard TD pass at Utah State ... Was on the field for 373 plays in 2014 including season-best 47 vs. Clemson ... Had three games with two receptions each ... Had a 20-yard kickoff return vs. Clemson ... Earned his first varsity letter.

High School

A 2014 graduate of Independence High School in Charlotte, N.C. ... Rated the No. 85 running back in the nation by ESPN ... Rushed for 1,171 yards as a senior and 20 touchdowns on 182 carries ... Averaged 6.4 yards per carry ... Piled up 1,549 yards and 16 touchdowns as a junior after debuting with 746 yards and 11 scores as a sophomore ... Finished his career with 3,466 career yards 47 rushing touchdowns ... Had 33 career receptions for 491 yards and two touchdowns ... Had a 92-yard kickoff return as a junior ... Helped the Patriots to a 10-3 record as a junior ... Team Captain ... Played for Coach Joe Evans ... Named to the All-South Charlotte News team ... Second team All-Mecklenburg County by the Charlotte Observer ... Scored three times in a win over Rocky River ... Was a finalist for offensive player of the year by Charlotte Football Awards.

Personal

Son of Wanda Robinson ... Born Sept. 16, 1996.

ROBINSON'S CAREER RUSHING STATS

	G-GS	Att	Yds	Avg	TD	Lg/Opponent
2014	12-1	99	174	1.7	3	15/Louisville
2015	12-2	39	120	3.1	0	22/Army
2016		Redshirted				
Career	24-3	138	294	2.1	3	22/Army

ROBINSON'S CAREER RECEIVING STATS

	G-GS	Rec	Yds	Avg	TD	Lg/Opponent
2014	12-1	9	30	3.3	1	6/Boston College
2015	12-2	6	57	9.5	0	15/Elon
2016		Redshirted				
Career	24-3	15	87	5.8	1	15/Elon

Zeek RODNEY

93



DL • RS-Jr. • 6-1 • 295

Rock Hill, S.C.

South Pointe

2016 (Junior)

Was out of school for the 2016-17 season ... Returned to campus for summer school in June.

2015 (Sophomore)

Started all 12 games at nose tackle ... Finished 12th on the team with 22 tackles ... Posted season-high four tackles at Army West Point and at Clemson ... Registered tackles for loss against Army, Florida State, Notre Dame and Clemson ... Earned a QB hurry vs. Notre Dame.

2014 (Freshman)

Played in nine games as a true freshman and made seven tackles ... Season-high two tackles vs. Virginia Tech ... Had a half-sack vs. NC State and a solo sack vs. Virginia Tech ... Saw 211 plays including season-high 30 vs. Utah State and Florida State ... Earned first varsity letter.

High School

A 2014 graduate of South Pointe High School in Rock Hill, S.C. ... Ranked as the nation's No. 40 defensive tackle ... No. 12 prospect in South Carolina by 247Sports.com ... Named to the American Family Insurance All-South Carolina team as a senior ... Named first team All-Area by the Rock Hill Herald ... Two-

time first team all-state selection ... South Carolina's state defensive player of the year in 2012 by High School Sports Report ... Had 82 tackles as a senior along with 14 sacks and 17 tackles for loss despite being hampered by a hamstring injury through the first half of the season ... Helped the Stallions to an 11-3 record and the third round of the state playoffs ... Named to the South Carolina team for the Shrine Bowl of the Carolinas where he blocked a PAT ... Had 94 tackles and 17 tackles for loss as a sophomore ... Made 26 sacks and 27 tackles for loss as a junior ... Played for Coach Strait Herron ... Had 22 tackles and five sacks in a win over Blythewood in 2012 ... Scored a pair of touchdowns vs. Spartanburg on a fumble recovery and a fake punt ... Also played basketball for South Pointe ... Team captain of both the football and basketball teams ... Attended the same high school as the Houston Texans' Jadeveon Clowney.

Personal

Son of Carol Love and Anthony Rodney ... Born Oct. 22, 1995.

Cam SERIGNE

85



TE • RS-Sr. • 6-3 • 245

Ashburn, Va.
Briar Woods

Enters his senior season with a streak of 36 consecutive games with a reception (school record is 42) ... Second team preseason All-ACC by Athlon ... Named to the Mackey Award preseason watch list ... Preseason All-ACC by Southern Pigskin ... Named team captain.

2016 (Redshirt Junior)

Led the team with a 14.2 yards per catch average ... Opened the season with a team-high three catches for 15 yards vs. Tulane ... Caught a 23-yard pass at Duke (9/10) ... Had a 34-yard catch vs. Delaware down to the 9 and set up a John Wolford touchdown run ... Had four receptions and a team-high 68 yards in receiving vs. Syracuse (10/8) ... Had a critical 28-yard reception in the fourth quarter that started Wake Forest's final offensive scoring drive ... Missed the FSU game with an injury ... Returned vs. Army West Point (10/29) and had two receptions for 34 yards including a 27-yard catch ... Led the Deacons with six receptions vs. Boston College (11/26) ... Had a 3-yard TD catch from John Wolford vs. the Eagles ... Scored Wake Forest's first touchdown in the Military Bowl victory over Temple with a 41-yard reception from John Wolford ... Finished the game with three catches and tied his season-high with 68 yards receiving ... Academic All-ACC selection ... Named to the John Mackey Preseason Watch List ... Third team Preseason All-ACC by Athlon ... Rated the No. 7 TE in the nation by Lindy's ... Third team preseason All-ACC by Lindy's ... Played 850 snaps with a high of 97 vs. Indiana ... Awarded his third varsity letter.

2015 (Redshirt Sophomore)

Entered his junior season tied for third in school history in career receptions by a tight end with 100 ... Ranks third in career receiving yards by a TE (1,093) and holds the school mark for career TD catches by a TE with nine ... Honorable mention All-ACC pick by the ACC coaches and by the media ... Was second on the team with 46 receptions on the year and third with 562 receiving yards ... Tied for the team lead with four TD receptions ... Started 11 of 12 games as a sophomore, missing only the North Carolina start due to a formation ... Had three catches for 60 yards including a second quarter 10-yard TD pass from John Wolford in the opener vs. Elon ... Caught a 1-yard scoring pass from John Wolford at North Carolina (10/17) ... ACC Receiver of the Week Nov. 5 vs. FSU ... Caught a career-high 10 passes for 83 yards and one touchdown ... The touchdown came on a 7-yard pass from Kendall Hinton in the second quarter and pulled the Demon Deacons to within four points at 14-10 ... Caught career-long 49 yard reception vs. Duke ... Picked up his first 100-yard receiving game vs. Duke with 135 yards on five catches including a 10-yard touchdown catch ... Member of Wake Forest's Student-Athlete Advisory Committee.

2014 (Redshirt Freshman)

Led Wake Forest in receiving with 54 receptions for 531 yards

and five touchdowns ... Set school record for receptions in a season by a tight end ... His 54 receptions broke the school record for catches by a redshirt freshman ... Finished sixth in the ACC in receptions per game at 4.5 ... Was the second-highest rated freshman in the category behind Clemson's Artavis Scott ... Received votes for ACC Offensive Rookie of the Year (won by QB Brad Kaaya of Miami) ... Third in the nation in 2014 in receptions by a tight end with 54 (Jannu Smith, FIU had 61; Casey Pierce, Kent St, had 60) ... Led all freshmen tight ends nationally in receptions and receiving yards (54-531) ... Named honorable mention All-ACC by ACSMA ... Second team Freshman All-American by College Football News and third team by Athlon ... Named to the ACC All-Academic Team ... Member of the ACC Academic Honor Roll ... Had seven games with five or more receptions ... Season-high with seven receptions for 91 yards at Utah State ... Had touchdown receptions vs. Army, Syracuse and Duke and two vs. Clemson ... Longest TD reception of the season was 17 yards at Duke.

2013 (True Freshman)

Redshirted the season.

High School

A 2013 graduate of Briar Woods High School in Ashburn, Va. ... Helped Briar Woods to a 15-0 record in 2012 and a 42-3 combined record from 2010-12 ... Led the Falcons to three consecutive AA Div. 4 state titles from 2010-12 ... Earned first team all-state honors as a tight end and was also all-region as a defensive end ... First team All-Washington Metro ... Had 56 receptions for 937 yards and 11 touchdowns while serving as a captain in 2012 ... Had a 30-yard interception return for a touchdown in a first round playoff win over Powhatan in 2012 ... Set Briar Woods' career records for receptions, receiving yards and touchdown catches ... Selected to the South team in the 2012 Chesapeake Bowl ... Earned first team all-district, all-region and all-state as a junior ... Had 53 receptions for 709 yards and 10 touchdowns during the 2011 season ... Had 43 receptions for 438 yards as a sophomore ... Played for Coach Charlie Pierce ... Also lettered in baseball ... Ranked as the No. 45 tight end in the class of 2013 by Scout.com.

Personal

Son of David and Michelle Serigne ... Born Aug. 6, 1994 ... Name is pronounced "SAIR-in-yay".

SERIGNE'S CAREER RECEIVING STATS

	G-GS	Rec	Yds	Avg	TD	Lg/Opponent
2014	12-12	54	531	9.8	5	32/GWU
2015	12-11	46	562	12.2	4	49/Duke
2016	12-12	30	426	14.2	3	41/Clemson
Career	36-35	130	1,519	11.7	12	49/Duke

Troy SIMON

25



DB • Fr. • 6-0 • 190

Alpharetta, Ga.
Milton

High School

Team captain ... Consensus 3-star recruit ... Ranked as the No. 75 safety nationally by ESPN ... The No. 13 corner in Georgia by Scout ... Was the defensive back MVP of the Nike Opening in 2016 ... Named first team All-North Fulton by the Atlanta Journal Constitution ... Helped Milton to regional titles in 2014 and 2015 ... Four-year letterman for Coach Howie DeCristofaro ... Had 75 tackles, three interceptions, 15 pass break-ups and a pair of fumble recoveries as a senior.

High School

Son of Lashawn and Troy Simon ... Born June 30, 1999.

Jake SIMPSON

42



LB • Fr. • 6-0 • 210

Buford, Ga.
Buford

High School

Team captain ... 3-star prospect by 247 and ESPN ... Rated as the No. 79 linebacker in the nation by ESPN ... First team all-region in both 2015 and 2016 ... Honorable mention all-state class 5-A by the Atlanta Journal-Constitution ... Helped the Wolves to three straight state championship games from 2013 through 2015 ... Won one state title and finished second twice ... As a senior, collected 103 tackles, five tackles for loss, nine QB pressures, three sacks, an interception and five pass break-ups ... Had 18 interceptions for 270 yards and two touchdowns on offense ... Had 97 tackles on the season in 2015 ... Honorable mention all-county selection as a junior.

Personal

Played for his father, Jess, at Buford High School ... His father is now the defensive line coach at Georgia State ... Brother, Cooper, just finished freshman year at Army West Point ... Son of Tricia and Jess Simpson ... Born Sept. 17, 1998 ... Participated in IDEALS Leadership school ... Member of the A Honor Roll all throughout high school.

James SRIRAMAN

25



WR • RS-So. • 6-3 • 190

Raleigh, N.C.
Cardinal Gibbons

2016 (Redshirt Freshman)

Did not see any game action.

2015 (True Freshman)

Redshirted.

High School

Team Captain senior year ... During the two years playing at Cardinal Gibbons, Sriraman caught 59 catches for 770 yards and 12 TD's ... Average yardage per catch was 13.3 yards and had a kick return for a TD of 89 yards ... Named All Conference his senior year ... Led the team in catches, receiving yards and TD's in his senior year ... Joined Wake Forest as a walk on during the 2015 fall camp.

Personal

Second son of Ling and Gina Sriraman ... Attended Cardinal Gibbons HS and graduated in May of 2015 ... Both his parents played collegiate sports; Gina played tennis at Belmont Abbey and Ling played golf at ECU.

Justin STRNAD

23



LB • RS-So. • 6-2 • 225

Palm Harbor, Fla.
East Lake

2016 (Redshirt Freshman)

Played a career-high 34 snaps vs. the Blue Devils ... Tied for second on the team with four tackles vs. Delaware ... Three stops vs. Indiana (9/24) ... Made 19 tackles while appearing in all 13 games ... Season high four tackles vs. Delaware and NC State ... Played 302 snaps on the season ... Season-best 47 plays vs. Louisville ... Granted his first varsity letter.

2015 (True Freshman)

Redshirted.

High School

Team captain as a senior ... Rated as a 3-star recruit by 247, ESPN, and Scout ... First team All-Pinellas County selection

by The Tampa Tribune and the Tampa Bay Times ... Finished his senior season with 81 tackles, eight pass break-ups, three tackles for loss, three sacks and three interceptions ... Helped lead East Lake to back-to-back undefeated regular seasons and two state semi-final appearances ... Won league and district championships in 2013 and 2014 ... Coached by Bob Hudson.

Personal

Son of Shawn Mazzoni and Jennifer Strnad ... Born August 21, 1996.

STRNAD' CAREER DEFENSIVE STATS

	G-GS	S-A-Tot	TFL-Yds	Sk-Yds	Int-Yds	PBU	FF-FR
2016	13-0	12-7-19	0-0	0-0	0-0	0	0-0
Career	13-0	12-7-19	0-0	0-0	0-0	0	0-0

Taleni SUHREN

60



OL • RS-Fr. • 6-5 • 285
Charlotte, N.C.
Ardrey Kell

2016 (True Freshman)
Redshirted.

High School

Team captain ... Named to the 2015 American Family Insurance All-USA North Carolina Football Team ... Considered a 3-star recruit by Rivals, Scout, ESPN and 247Sports and the No. 1 offensive tackle in the state ... Ranked as the No. 44 offensive tackle nationally by ESPN ... Tabbed at No. 23 among the Charlotte Observer's Top 50 Carolinas' recruits ... Named to the All-Charlotte Observer team ... Selected for the 2015 Shrine Bowl of the Carolinas ... All-South Meck 8 pick in 2014 and 2015 ... Member of the Carolina Gridiron Preseason All-Gridiron team ... Selected to the Charlotte Observer Great 8 preseason team ... Invited to participate in Nike's Elite "The Opening" in 2015 ... Graded out at better than 80 percent as a senior while allowing just two sacks as a senior ... Named the offensive lineman of the year in Charlotte ... Played for Coach Joe Evans ... Helped the Knights to a 9-4 record in 2014 as the club reached the second round of the 4-A playoffs ... Became a starter as a sophomore ... Played in the Polynesian All-American Bowl in Oceanside, Calif.

Personal

Father, Eric, is from American Samoa and his mother, Lana, is from Long Beach, Calif. ... Born Feb. 10, 1998.

Sage SURRETT

14



WR • Fr. • 6-3 • 200
Lincolnton, N.C.
Lincolnton

High School

Team captain ... 3-star prospect by 247 and Scout ... Ranked 98th nationally at WR by ESPN ... Named a Parade All-American in football ... Two-time first team Associated Press all-state selection ... Named first team all-state by USA Today and NC Preps ... State Offensive Player of the Year by Associated Press ... Offensive Player of the Year by the Gaston Gazette ... Pulled off a rare double-double by being named the state player of the year in both football and basketball ... As a senior, set state records with 129 receptions, 2,104 yards and 28 touchdowns ... Returned two interceptions for touchdowns for a total of 30 scores in 2016 ... Set the state record for career receiving with 366 receptions, 5,926 yards and 80 touchdowns ... Earned all-conference honors in all four seasons in both football and basketball ... Played for Coach Ledford Gibson at Lincolnton ... Three-time MaxPreps All-American in football and basketball ... Helped East Lincoln HS to the 2014 2A state championship in football ... Also played basketball where he was a 2,500-point scorer in high school and had seven 40-point games and three 50-point games including a school record 57 points as a senior ... Averaged 35.7 points, 11.8 rebounds and

5.5 assists per game in basketball as a senior and finished as the state's No. 2 all-time scorer with 2,951 career points ... Is Lincoln County's all-time scoring leader ... All-state basketball player by Associated Press, USA Today, NC Preps and NCBA ... Named the Gaston Gazette Basketball Player of the Year as both a junior and senior ... Named to the Charlotte Observer All-Region basketball team ... State basketball Player of the Year by USA Today ... Named the most outstanding player in the 2A state title game in 2015 and 2016

Personal

Son of Brandi and Kevin Surratt ... Born April 13, 1998 ... Named the Wendy's High School Heisman winner for North Carolina ... Named the boys NCHSAA Athlete of the Year for 2016-17 ... Ranked third in his class ... Member of the National Honor Society and Beta Club ... Brother, Chazz, just finished his freshman year as a quarterback at North Carolina.

DJ TAYLOR

46



LB • Fr. • 6-1 • 225
Belvidere, Tenn.
Huntland

High School

Team captain ... Consensus 3-star rating from ESPN, 247, Rivals and Scout ... Rated the No. 63 OLB nationally by 247 ... The No. 2 OLB in Tennessee as ranked by Scout ... First team all-state by the Tennessee Sports Writers Association in Class 1A ... Selected for the East-West All-Star Game ... Named a semifinalist for Tennessee Mr. Football ... Three-time all-region selection ... Region 4A Most Valuable Back in 2015 ... Named All-Mid-State and All-Lakeaway Area ... Rushed for 2,162 yards and 30 touchdowns on 261 carries as a senior ... Finished his career as Huntland's all-time rushing leader with 5,131 rushing yards and 70 touchdowns ... Collected 69 tackles on defense ... Four-year letterwinner for Coach Bob Robertson.

Personal

Full name is Dacorian Jayvon Taylor ... Son of Lynette Taylor and Calvin Ward ... Born Sept. 29, 1999.

Ja'Sir TAYLOR

24



DB • Fr. • 5-10 • 165
Asbury Park, N.J.
Brick Township

High School

Rated the No. 146 athlete nationally by 247 ... Ranked No. 2 on the Super 60 Shore Conference recruits by the Burlington (NJ) Free Press ... Earned all-conference honors in 2016 ... Was the Green Dragons' top rusher as a senior with 544 yards and 11 touchdowns ... Led Brick Township to the 2013 Central Jersey Group 4 State Championship and a runner-up finish in 2016 ... Also a track standout who has run a 10.74 100 meters ... Four-year letterwinner for Rob Dahl and Len Zdanowicz.

Personal

Son of Aja Braxton and Johnnie Taylor ... Born Jan. 8, 1999.

A'Lique TERRY

55



OL • Sr. • 6-1 • 285
Miami, Fla.
Hialeah

Elected a co-captain for his senior season in 2017.

2016 (Junior)

Started vs. Syracuse and FSU in place of Josh Harris who had sprained ankle ... Saw a season-high 74 snaps against Syra-

cuse ... On the field for 68 snaps vs. the Seminoles ... Played 221 snaps on the season ... Awarded his second varsity letter.

2015 (Sophomore)

Saw action at center vs. Elon (9/3) and played 56 snaps ... Also played 27 snaps vs. Syracuse (9/12) ... Also saw action against North Carolina and NC State.

2014 (True Freshman)

Earned starting berth at center in the first game of his college career against ULM ... Played in 10 of 12 games with seven starts ... An elbow injury limited his reps the second half of the season ... Was on the field for 450 plays including season-best 66 vs. Utah State and Army.

High School

A 2014 graduate of Hialeah (Fla.) High School ... Ranked as the No. 13 center in the class of 2014 ... The No. 135 prospect in Florida ... Named first team All-Dade 8A-6A by the Miami Herald ... Third team all-state Class 8A in 2013 by the Associated Press ... Named to the Miami-Dade squad for the Miami-Dade vs. Team Florida All-Star Game ... Selected by USA Football to its Under-19 national team which beat Team Canada 43-7 in the International Bowl in Arlington, Texas ... Member of the Offense-Defense Senior Bowl team ... Ranked as one of the top 25 prospects in Dade County by the Miami Herald and one of the top 100 prospects in the state by the Orlando Sentinel ... Helped the Thoroughbreds to nearly 3,800 yards of total offense in 2013 ... Served as team captain as both a junior and senior ... Selected to the Miami-Dade vs. Team Florida All-Star game ... Attended Al Golden's Football Camps at the University of Miami where he won the OL MVP award ... Also played basketball.

Personal

Son of Alex Terry ... Born Oct. 6, 1995 ... Name is pronounced "uh-LEEK".

Zach TOM

65



OL • Fr. • 6-4 • 280
Prairieville, La.
Catholic

High School

Listed as a 3-star prospect by Scout, ESPN and 247 ... Considered the No. 86 offensive guard in the nation by ESPN ... Listed as the No. 3 offensive tackle in the Louisiana by Scout ... First team all-state by the Louisiana Sports Writers Association ... First team All-District 5-5A ... First Team Class 4A-56A All-Metro pick as a senior ... Helped Catholic to an unbeaten regular season in 2016 ... Led the way for an offense that averaged 313 yards and 31.5 points per game ... Played for coach Dale Weiner ... Took third in the state in the shot put as a junior.

Personal

Son of Vanessa and Michael Tom ... Born March 26, 1999 ... Member of National Honor Society ... Earned Academic Letters as a freshman, sophomore, and junior ... Brother Cameron was a four-year starter on the offensive line at Southern Miss.

Chuck WADE, Jr.

9



WR • Jr. • 6-0 • 200
Jacksonville, Fla.
Bishop Kenny

2016 (Sophomore)

Played in all 13 games and finished fourth on the team with 24 receptions ... Made an acrobatic touchdown catch on a 26-yard TD pass from John Wolford just before halftime against Indiana (9/24) to give the Deacons a 21-7 lead going into the locker room ... Wade caught the pass and managed to get one foot down in the end zone before crashing into the goal post ... The catch survived a replay review ... Finished the IU game with team-high six catches for 59 yards ... The TD catch vs.

Indiana was Wade's second from his HS teammate Wolford ... The other was in 2015 vs. Elon ... Three receptions for 16 yards at Florida State (10/15) ... Wake Forest's top receiver against Clemson (11/19) with two receptions for 55-yards including a career-long 51-yard catch ... Recovered a fumbled punt vs. Clemson (11/19) that led to a Deacon field goal ... Had a reception in 11 of 13 games ... Played 521 snaps including a high of 62 vs. Indiana ... Earned his second varsity letter.

2015 (Freshman)

Set the school record for receptions by a true freshman with 33 in 2015 ... Had 348 yards receiving ... Led Wake Forest with four receptions for 70 yards in his first college game against Elon ... Caught 27-yard TD pass from John Wolford in third quarter ... Also saw action on kickoff coverage team ... Had five receptions for 82 yards at Syracuse ... Took over kickoff return duties in Week 5 against Florida State ... Finished the year with 17 KOR for 314 yards, an 18.5 average.

High School

Team captain as a senior ... Rated as a 3-star recruit by 247 and ESPN ... A two-time first team all-state selection in Florida's Class 5A ... Named first team All-First Coast in 2014 by the Florida Times-Union ... Caught 68 passes for 1,346 yards and 17 touchdowns as a senior while rushing for 522 yards and seven scores ... At safety, had 67 tackles, four sacks, three interceptions and three defensive touchdowns ... The Crusaders went to state semifinals with a 10-3 record in 2014 ... Coached by Mark Thorson.

Personal

Son of Tracy Adams ... High school teammate of John Wolford ... Born May 13, 1996.

WADE'S CAREER RECEIVING STATS

	G-GS	Rec	Yds	Avg	TD	Lg/Opponent
2015	12-0	33	348	10.5	1	33/Elon
2016	13-5	24	245	10.2	1	51/Clemson
Career	25-5	57	593	10.4	2	51/Clemson

Manny WALKER

94

DL ■ RS-Fr. ■ 6-4 ■ 225

Holly Hill, S.C.
Lake Marion



2016 (True Freshman)

Redshirted.

High School

Team captain at Lake Marion High ... Named to the USA Today High School Sports American Family Insurance ALL-USA South Carolina Football Team ... Led the state of South Carolina with 27 sacks in 2015 ... A consensus 3-star recruit and the No. 1 defensive end in South Carolina ... Ranked among the top 15 players in the state by Rivals, 247Sports and ESPN ... First team all-state by the High School Sports Report ... Tabbed as the No. 10 recruit in South Carolina by Saturday Down South ... Defensive Player of the Year by the Orangeburg Times & Democrat ... Named to MaxPrep's Small School All-America team ... Had 93 tackles including 83 solo stops as a senior ... Also blocked a punt ... Recorded 74 tackles and 13 sacks as a junior in 2014 ... Helped the Gators to a 9-4 record as a senior and a berth in the Lower State Championship game ... Runs the 100 meter hurdles in track and placed second in the state in the high jump as a junior ... Coached by Chris Carter at Lake Marion High ... Versatile player who saw action at defensive end and safety on defense and tackle, wide receiver and tight end on offense ... Has high-jumped 6'6" as a prep.

Personal

Grandson of Mattie and Morris Watson ... Born Sept. 14, 1997.

Scotty WASHINGTON

7

WR ■ RS-So. ■ 6-5 ■ 220

Washington, D.C.
St. John's



2016 (Redshirt Freshman)

Caught his first college pass vs. Delaware, 10-yard reception from John Wolford ... Missed the last two games of the regular season with an injury ... Given his first career start vs. Temple in the Military Bowl ... Had a break-out game in the win over Temple ... Set career highs with five receptions for 57 yards ... Had five receptions during the regular season and matched that total in the bowl game ... Had two receptions for 35 yards at NC State ... Granted his first varsity letter ... On the field for 333 snaps including season-best 71 vs. Temple.

2015 (True Freshman)

Redshirted.

High School

Team captain as a senior ... Rated as a 3-star recruit by 247, Rivals, and Scout ... Top 100 wide receiver in the country by Rivals and 247 ... Ranked as a top 10 player in Washington D.C. ... Finished the season with 19 receptions for 422 yards and two scores ... Had a 73-yard kickoff return for a score and four receptions for 73 yards vs. DeMatha ... Helped the Cadets to the WCAC Championship game in 2013 ... Coached by Joe Patterson.

Personal

Son of Tony and Lisa Washington ... Father played basketball at St. Francis (Pa.) ... Born July 26, 1997.

WASHINGTON'S CAREER RECEIVING STATS

	G-GS	Rec	Yds	Avg	TD	Lg/Opponent
2016	11-2	10	115	11.5	0	26/at NC State
Career	11-2	10	115	11.5	0	26/at NC State

Tyler WATSON

58

OL ■ RS-Fr. ■ 6-5 ■ 285

Roswell, Ga.
Milton



2016 (True Freshman)

Redshirted.

High School

Team captain at Milton High ... First team All-North Fulton Metro by the Atlanta Journal-Constitution ... Received the Great American Rivalry Series Scholar-Athlete Award for 2015 ... 3-star recruit by 247Sports and ESPN ... Three-year starter on offense and defense for coach Howie Decristofaro ... Began his career as a defensive lineman for the Eagles ... Also lettered in wrestling.

Personal

Son of Lynn and Randy Watson ... Born September 1, 1997 ... Ranked in the top 10 percent of his class at Milton High School ... Named an AP Scholar.

Mike WEAVER

7

K/P ■ RS-Sr. ■ 6-1 ■ 190

Pine City, N.Y.
Southside



Enters his senior season ranked sixth in school history in career scoring with 212 points ... Second in career field goal accuracy at .734 (47-64) ... Second in school history with 47 made field goals ... Second team preseason All-ACC by Athlon ... Enters the 2017 season with a streak of 31 consecutive PATs made.

2016 (Redshirt Junior)

Capped his junior season by earning first team All-ACC honors from the Atlantic Coast Sports Media Association ... Converted 21 of 27 field goal attempts and all 28 PATs for a team-high 91 points ... Hit a 42-yard field goal vs. Delaware ... Filled in at Deacon ... His 21 made field goals were the second-most in a season by a Wake Forest kicker ... Banked in a 34-yard field goal off the left goal post to give Wake a 10-point lead at Duke (9/10) ... Hit a 42-yard field goal vs. Delaware ... Filled in at punter against Delaware and Indiana ... Had just a single punt vs. the Blue Hens for 49 yards ... Had nine punts for a 40.3 average vs. the Hoosiers including a 57-yarder and three kicks inside the 20 ... Against Indiana, converted on field goals of 46 and 30 yards ... Tied his career-high with three field goals at NC State (10/1) ... Converted from 34, 29 and 41 yards ... Extended string to seven consecutive made FG by making his first two at FSU from 34 and 29 yards ... Streak ended with missed 40-yarder vs. Seminoles ... Connected on field goals of 37 and 34 yards vs. Army West Point (10/29) ... Was good from 46 and 36 yards in 27-20 win over Virginia (11/5) ... Connected on all four field goal attempts at Louisville (11/12) to give Wake Forest a 12-0 lead over the Cardinals ... Was good from 37, 45, 33 and 38 yards ... Made field goals of 42 and 23 yards against Clemson (11/19) that extended his streak of successful field goal attempts to seven ... Finished the year with 28 consecutive PATs made and enters 2017 with a string of 31 consecutive PATs made ... Added 1.6 yards to average kickoff in 2016 and increased his touchbacks from 20 to 32 ... Finished 10th in the ACC in scoring with 91 points in 13 games ... Seventh in the ACC in kick scoring ... Was one of just two kickers in the ACC to be perfect on PATs in 2016 ... Tied for the league lead with 21 field goals made ... His 77.8 percent accuracy rate was fifth in the ACC ... Made 14 of 18 field goal attempts vs. ACC foes ... On the field for 127 snaps including a high of 19 vs. Indiana.

2015 (Redshirt Sophomore)

Kicked the game-winning 47-yard field goal into a stiff wind at Army for a 17-14 win as time expired ... Also added the lone points in a 3-0 win at Boston College (10/10) with a 25-yard third quarter field goal ... Has three game-winning field goals in his first two seasons ... Matched his career-high with three field goals vs. Florida State (10/3) ... Kicked at least one field goal in each of the first six games of the season

2014 (Redshirt Freshman)

Finished the season by making 15 of 19 field goals and leading the team in scoring with 64 points ... Was seventh in the ACC in field goals made per game at 1.25 ... Was fifth in the ACC in field goal percentage at 78.9 percent ... Named honorable mention Freshman All-American by College Football News ... Converted the first 10 field goal attempts of his career to set a record for the best start in school history by a kicker ... His first miss came from 54 yards vs. Clemson in Week 9 ... Kicked the game-winning field goals in a 6-3 double overtime win vs. Virginia Tech on Nov. 22 ... Missed from 42, 37 and 37 yards in regulation but then converted a 49-yarder in the first OT and the game-winning 39-yarder in the second OT ... Had off-season foot surgery that limited his involvement in the early stages of spring practice in 2015 ... Named the club's Special Teams player of the week vs. Gardner-Webb ... Longest field goal of the year was from 50 yards vs. Clemson as time expired in the first half and gave the Deacons a 17-17 halftime tie with the Tigers.

2013 (True Freshman)

Redshirted.

High School

A 2010 graduate of Southside High School in Elmira, N.Y. ... Was primarily a soccer player until playing just his senior year of football ... Played varsity soccer starting in the seventh grade ... Ran track and also played basketball for the Green Hornets ... Has been out of high school for three seasons while pursuing college opportunities ... Booted five field goals in just four varsity football games ... Punted six times for a 53.0 average ... Nailed a 42-yard field goal on his first career attempt in high school ... Named Southside's Special Teams Player of the Year and was invited to the Ernie Davis Senior Bowl Game

... Earned West All-Division honors in soccer in 2007 ... Won a pair of state championships while playing soccer for BC Fusion as a striker and midfielder ... Also had offers from Cincinnati and Miami (Fla.) ... Recruited by Billy Mitchell.

Personal

Son of Rick and Lori Weaver ... Born Aug. 12, 1991.

WEAVER'S CAREER KICKING STATS

	FG-A	Pct.	0-19	20-29	30-39	40-49	50+	PAT	PTS
2014	15-19	.789	0-0	4-4	8-10	2-3	1-2	19-19	64
2015	11-18	.611	0-0	5-6	5-6	1-3	0-3	21-22	57
2016	21-27	.778	0-0	4-4	11-12	6-10	0-1	28-28	91
TOTALS	47-64	.734	0-0	13-14	24-28	9-16	1-6	71-72	212

Jaboree WILLIAMS

LB • Sr. • 6-0 • 245

Deerfield Beach, Fla.
Fort Lauderdale

Elected a co-captain for his senior season in 2017.

2016 (Junior)

Finished his junior year as the team's seventh-leading tackler with 36 ... Added 5.5 tackles for loss and a pair of sacks ... Started eight times including his first career start vs. Tulane in the season-opener ... Missed the Duke game with a sprained ankle ... Saw one snap vs. Delaware in a goal line defense situation ... Returned to full-time action vs. Indiana with three tackles and a sack for a loss of 7 yards ... Three tackles vs. Syracuse (10/8) ... Four tackles and one TFL at Florida State (10/15) ... Had a critical fourth-down sack for a loss of nine yards vs. Army West Point (10/29) ... Had a season-high seven tackles and three tackles for loss of 13 yards vs. the Black Knights ... Made three stops in the Military Bowl win over Temple ... Played 431 snaps with a season-high of 66 vs. Florida State.

2015 (Sophomore)

Played in all 12 games as a key cog in Wake Forest's linebacking corps ... Recorded 13 tackles on the season ... Played 187 snaps including a high of 33 vs. Elon ... Season-high four tackles at Clemson ... Had a tackle for loss in the opener vs. Elon.

2014 (True Freshman)

Saw action as a true freshman at linebacker and on special teams ... Finished his rookie campaign with 13 tackles in 12 games ... Season-high three tackles vs. Gardner-Webb ... On the field for 133 plays during the season including season-high of 20 vs. Florida State and Virginia Tech.

2014 Spring

Enrolled early at Wake Forest in January 2014 and participated in spring practice.

High School

Graduated from Fort Lauderdale (Fla.) High School in December 2013 and enrolled early to Wake Forest in January 2014 ... Rated the No. 40 outside linebacker by ESPN ... Ranked the No. 10 prospect in Broward County by the Sun-Sentinel and No. 14 by the Miami Herald ... Rated the No. 2 linebacker in Broward County by the Miami Herald ... Earned honorable mention Class 7A All-State as a junior and senior ... Member of the Sun-Sentinel's Super 11 team ... Four-year letterwinner for the Flying L's and three-year team captain ... Recorded 105 tackles, nine sacks and five interceptions as a junior as he was named team defensive MVP ... Returned a pair of interceptions for touchdowns in 2012 ... Played both inside and outside linebacker ... Was voted MVP at the VTO Sports Camp ... Selected to the Miami Nike Football Training All-Camp team ... Missed his sophomore year with a leg injury ... Played for head coach Richard Dunbar ... Also saw action at running back, scoring on

a 24-yard run to defeat archrival Stranahan in the season finale ... Had 10 tackles, a sack and a blocked punt in a 30-0 win over Coral Glades ... Also competed in throws events in track ... State semifinalist in the discus in 2013.

Personal

Son of Jacqueline James ... Born Jan. 29, 1996 ... Name is pronounced "juh-BAR-ee".

WILLIAMS' CAREER DEFENSIVE STATS

	G-GS	S-A-Tot	TFL-Yds	Sk-Yds	Int-Yds	PBU	FF-FR
2014	12-0	8-5-13	0.0-0	0.0-0	0-0	0	0-0
2015	12-0	6-7-13	1.0-1	0.0-0	0-0	1	0-0
2016	10-8	21-15-36	5.5-23	2.0-16	0-0	0	0-0
Career	34-8	35-27-62	6.5-24	2.0-16	0-0	1	0-0

Ja'Cquez WILLIAMS

LB • RS-Fr. • 6-2 • 205

Hinesville, Ga.
Liberty County

2016 (True Freshman)

Redshirted.

High School

Team captain and MVP in 2015 ... Outstanding high school running back who is projected as a linebacker for the Demon Deacons ... Tabbed a 3-star recruit by Rivals and ESPN ... Ranked among the top 80 players in Georgia by ESPN ... Second team all-state selection by the Georgia Sports Writers Association ... Honorable mention 4-A all-state by the Atlanta Journal-Constitution ... Offensive Player of the Year in Region 3-4A ... First team All-Region 3-4A as a junior ... Became a starter for the Panthers as a sophomore ... Helped Liberty County win its first playoff game in school history ... Played for Coach Kirk Warner ... Rushed for 1,167 yards and caught 22 passes for 421 yards in 2015 ... Rushed for 244 yards and two touchdowns while catching five passes for 115 yards and two more scores in a win over Richmond Hill ... Had a 93-yard run in one game and a 72-yard scoring burst vs. Effingham County ... Caught three touchdown passes and rushed for another in a win over McIntosh County Academy ... Named to Georgia Athletic Coaches Association All-Star Game (South).

Personal

Son of Chris and Shonetta Williams ... Born Sept. 20, 1997.

Tyler WILLIAMS

DL • Fr. • 6-1 • 310

West Palm Beach, Fla.
Oxbridge Academy

High School

Team captain ... Consensus 3-star recruit ... ESPN rated him the No. 70 defensive tackle in the nation ... Ranked the No. 12 defensive tackle in Florida by Scout ... Won the Lou Groza Award as Palm Beach County's Player of the Year in 2016 ... Named the All-Area Defensive Player of the Year by the Palm Beach Post ... Member of CBS MaxPreps Small Schools All-American Football Team ... Made 38 total tackles and 19 tackles for loss with four sacks and two forced fumbles ... Helped Oxbridge Academy to a 10-2 record and the state 3-A semifinals ... Three-year letterman for Coach Brendan Kent.

Personal

Son of Tyeisha Rousseau ... Stepfather is Hydn Rousseau and father is Rodney Williams ... Born Aug. 11, 1999.

Garrett WILSON

LS • Jr. • 6-3 • 215

Sanford, N.C.
Southern Lee

2016 (Sophomore)

Starting long snapper through the first seven games before yielding the position to Dayton Diemel over the final six games.

2015 (Freshman)

Snapped on all punt, FG and PAT attempts as a true freshman in 2015 ... Had a total of 75 punt snaps, 18 field goal attempts and 25 PATs for a total of 118 long snaps.

High School

Enrolled at Wake Forest in January, 2015 ... Ranked as the No. 12 long snapper in the country by 247, and No. 13 in the country by Rubio Long Snapping ... Second team all-state selection by NC Gridiron ... Helped the Cavaliers to the state playoffs in 2014 ... It was Southern Lee's first playoff appearance since 2011 ... Selected to the Cape Fear Academic All-Conference team ... Member of the National Honor Society ... Coached by Don Simon.

Personal

Son of Wallace and Dr. Ellen Wilson ... Born July 15, 1997.

Adam WINTER

DE • Fr. • 6-3 • 240

St. Louis, Mo.
De Smet Jesuit

High School

Three-time all-conference defensive end ... Member of the Post-Dispatch Super 30 ... Three-year two-way varsity starter ... Named all-district as a senior ... Played for Coach Robert Steeples ... Maintained a 4.1 GPA throughout high school ... Holds the school record in the deadlift.

Personal

Son of Tracy and Tim Winter ... Born Jan. 21, 1999.

John WOLFORD

QB • Sr. • 6-1 • 200

Jacksonville, Fla.
Bishop Kenny

Will enter his senior season ranked sixth in school history with 5,602 career passing yards ... Ranks on the top 10 school career lists in pass attempts (899), completions (522), and passing touchdowns (30) ... Has 11 wins as Wake Forest's starting quarterback ... Elected a co-captain for his senior season in 2017.

2016 (Sophomore)

Started 11 games and appeared in 12 contests as a junior ... Finished third on the team with 521 rushing yards, third-most rushing yards in a season by a Wake Forest QB ... Started his third consecutive opening game vs. Tulane (9/1) to tie a school record ... Alternated at QB with Kendall Hinton vs. Tulane ... Came on in the first quarter of the Delaware game after Hinton suffered a knee injury ... Rushed for a career-high 70 yards on seven carries vs. the Blue Hens ... Completed 13 of 24 passes for 155 yards and a touchdown ... Started at Indiana and led the Deacons to a 33-28 win over the Hoosiers (9/24) ... Rushed for touchdowns of four and 11 yards ... Completed

16 of 29 passes for 172 yards and a touchdown ... Hit Chucky Wade on a 26-yard TD just before the half that gave Wake Forest a 21-7 lead ... Posted a season-high 291 total offense yards vs. NC State (10/1) ... Rushed for 23 yards and completed season-high 25 passes on season-high 41 attempts for season-high 263 yards ... Started and went the distance vs. Syracuse (10/8) while rushing for career-high 94 yards on 12 carries ... Completed 13 of 22 passes for 140 yards ... Rushed for a 7-yard TD that put the Deacs in front 7-2 ... Added the second-longest TD run of his career with a 37-yard score in the second quarter ... Started at Florida State (10/15) and completed 16 of 34 for 184 yards vs. Seminoles ... for 220 yards and a touchdown vs. Army West Point (10/29) but was intercepted three times ... Scored on a season-long 64-yard touchdown run in the first quarter vs. Virginia (11/5) and matched his career-high with team-best 94 yards rushing ... Completed nine of 10 passes for 83 yards and a touchdown ... Tossed a 3-yard scoring pass to TE Cam Serigne in the win over Virginia ... Missed the Clemson game (11/19) due to injury ... Passed for two touchdowns against Boston College (11/26) ... Hit Cam Serigne on a 5-yard scoring strike and went 37 yards to Cortez Lewis ... Completed 16 of 33 passes for 137 yards ... Team rushing leader vs. the Eagles with 69 yards on 14 carries ... Completed 10 of 19 passes for 183 yards and two touchdowns in leading Wake Forest to a 34-26 win over Temple in the Military Bowl ... Left the game early in the third quarter with an injury and a 31-10 lead ... Tied the school bowl record with two touchdown passes against Temple ... Academic All-ACC selection ... Earned his third letter ... On the field for 731 snaps.

2015 (Sophomore)

Threw for career-high 323 yards vs. Elon, completing 20 of 27 passes and tossing three touchdowns ... Led the team with 63 rushing yards vs. Elon including a career-long 70-yard TD run ... That 70-yard run marked the longest TD run by a Wake Forest QB since 1968 ... Completed 30 of 45 passes for 373 yards vs. Syracuse ... His 696 yards passing in the first two games of the season marked the best start ever by a Demon Deacon ... Became the first Wake Forest passer with back-to-back 300-yard games since Riley Skinner in 2009 ... Named to the Academic All-ACC team ... Surpassed the 3,000-yard mark in career passing yards in his 18th career game making him the third-fastest to that milestone.

2014 (True Freshman)

Started all 12 games as a true freshman, the first QB in school history to do so ... Completed 214 of 367 pass attempts for 2,037 yards and 12 touchdowns ... Set school records for most attempts, completions, yards, touchdown passes and completion percentage by a true freshman QB ... Posted more wins as a true freshman QB than any other player ... Finished eighth in the ACC in average passing yards per game at 169.8 ... Was the second-highest rated freshman in the category behind Miami's Brad Kaaya ... Finished eighth in the ACC in average passing yards per game at 169.8 ... Threw 13 interceptions in the first eight games but just one over the final four contests ... Had five games of 200 or more yards passing including a season-high 291 vs. Gardner-Webb ... Had one reception for 24 yards vs. Clemson on a pass from WR Jared Crump ... Had season-highs of 30 completions vs. Gardner-Webb, 50 attempts at Utah State and 291 yards passing vs. Gardner-Webb ... Threw a career-high three touchdowns in the season finale at Duke ... Named to the ACC All-Academic team ... Member of the ACC Academic Honor Roll ... Named the team's Player of the Week following the Gardner-Webb game.

High School

A 2014 graduate of Bishop Kenny High School in Jacksonville, Fla. ... Honorable mention selection to the Parade All-America team ... Named the Florida Times-Union's Offensive Player of the Year in 2013 ... Threw for 3,317 yards and 38 touchdowns and just seven interceptions while rushing for 931 yards and 14 scores as a senior ... Completed 197 of 284 pass attempts (.694) ... First team all-state in Florida's Class 5A ... Threw for a state-record 126 touchdowns ... Helped Bishop Kenny to a 10-0 record in 2011, the Class 5A Regional Finals in 2012 and a 10-1 record and the regional semifinals in 2013 ... Senior season ended with a record-setting 74-73 loss in the regional semifinals to Green Cove Springs Clay ... Threw for

seven touchdowns and rushed for three vs. Clay and a national-record 773 total offense yards (539 passing; 234 rushing) ... Threw for five touchdowns and ran for one in a win over Wolfson ... Passed Tim Tebow for Northeast Florida's career leader in touchdown passes ... Ranked 90th in the nation in passing yards in 2013 ... Rated the No. 63 quarterback in the nation by Scout.com ... Played for Coach Mark Thorson ... Served as team captain.

Personal

Son of Robert Wolford ... Born Oct. 16, 1995 ... Name is pronounced "WOHL-ferd".

WOLFORD'S CAREER PASSING STATS

	G-GS	Cmp	Att	Pct	Yds	Int	TD	Lg/Opponent
2014	12-12	214	367	.583	2,037	14	12	46/Boston Col.
2015	11-10	142	233	.609	1,791	11	9	58/Louisville
2016	12-11	166	299	.555	1,774	10	9	48/Army
Career	35-33	522	899	.581	5,602	35	30	58/Louisville

WOLFORD'S CAREER RUSHING STATS

	G-GS	Att	Yds	Avg	TD	Lg/Opponent
2014	12-12	104	-151	-1.5	0	9/UML, BC, NCSU
2015	11-10	73	79	1.1	3	70/Elon
2016	12-11	130	521	4.0	6	64/Virginia
Career	35-33	307	437	1.4	9	70/Elon

Willie YARBARY

48

DL ■ RS-Jr. ■ 6-2 ■ 280

Augusta, Ga.
Richmond Academy



2016 (Redshirt Sophomore)

Started twice on the season including the season-opener vs. Tulane and in the Military Bowl vs. Temple ... Missed the Duke game due to injury ... Returned to action vs. Delaware ... Sacked Heisman Trophy-winning QB Lamar Jackson twice for a loss of 16 yards at Louisville (11/12) ... Posted a season-best four tackles vs. Temple in the Military Bowl ... Had a pair of three-tackle games against NC State and Army West Point ... Finished the year with 21 tackles and 2.5 sacks ... On the field for 343 plays including a season-best 73 in the Military Bowl ... Awarded his second varsity letter.

2015 (Redshirt Freshman)

Played in 11 of 12 games as a redshirt freshman ... On the field for 221 snaps during the year including a high of 35 against Indiana (9/26) ... Season-high three tackles vs. Elon (9/3) ... Collected a tackle for loss vs. Army (9/19).

2014 (True Freshman)

Redshirted.

High School

A 2014 graduate of the Academy of Richmond County in Augusta, Ga. ... The No. 53-ranked defensive tackle in the nation ... The 50th-ranked prospect in Georgia ... Member of the Augusta Chronicle Dream 16 team ... Honorable mention all-state Class 4A ... Named first team all-area and first team All-Central Savannah River ... Earned Region 3-4A Defensive Player of the Year honors ... Made 106 tackles as a senior and led the region with 9.5 sacks ... Added an interception, 12 tackles for loss and two fumble recoveries ... Leading tackler for the Musketeers in 2012 as he was named team defensive MVP ... Had 10 sacks as a junior in earning all-area and all-region honors ... Two-year team captain and three-year starter ... Played for Coach Chris Hughes ... Helped Team Georgia to a win over Team South Carolina in the inaugural Border Bowl ... Also saw action on offense at tight end.

Personal

Son of Natosha Dunn ... Born June 18, 1996 ... Name is pronounced "YAR-bare-ee".

YARBARY'S CAREER DEFENSIVE STATS

	G-GS	S-A-Tot	TFL-Yds	Sk-Yds	Int-Yds	PBU	FF-FR
2015	11-0	4-7-11	0.5-1	0-0	0-0	0	0-0
2016	12-2	13-8-21	2.5-27	2.5-27	0-0	1	0-0
Career	23-2	17-15-32	3.0-28	2.5-27	0-0	1	0-0

Deon Young

56



DL ■ Grad. ■ 6-1 ■ 315

Inglewood, Calif.
Culver City

At Northern Arizona

Appeared in 31 games with 23 starts over three seasons for the Lumberjacks ... Compiled 70 total tackles (27 solo, 43 assist), 11 tackles for loss and eight sacks.

High School

Three-year starter for Jahmal Wright ... Named First-Team All-CIF and All-Ocean League twice, First-Team All-California as a junior ... Ocean League Defensive MVP ... Recorded 38 total tackles and 17 sacks ... Team was CIF Finalist his junior year with a 10-4 record.

Personal

Born Deon Christopher Young Aug. 28, 1995 in Los Angeles, Calif. ... Son of Horace and Derexie Young ... Has one sister, D'eva.

Zander ZIMMER

38



DL ■ RS-Fr. ■ 6-4 ■ 230

Winter Park, Fla.
Bishop Moore

2016 (True Freshman)

Redshirted ... Named Defensive Scout Team Player of the Week following the Duke game (9/10).

High School

Two-year team captain ... Selected No. 18 among the Orlando Sentinel's Central Florida Super 60 ... A consensus 3-star recruit ... Selected as the Orlando Touchdown Club's Defensive Player of the Year in 2014 ... Named second team all-state Class 5-A in 2014 and second team Class 6-A in 2015 ... All-district and all-region selection in both 2014 and 2015 ... Collected 117 tackles, eight sacks, 11 tackles for loss, and two forced fumbles ... Helped the Hornets to their first state championship since 1970 with a win over Crawfordville Wakulla in the Orlando Citrus Bowl ... Recorded a sack on the final play from scrimmage in the championship game ... Recorded seven tackles, two sacks and a safety in the final ... Also blocked a punt to set up a touchdown ... Played for Coach Matt Hedrick ... Started his career at Lake Highland Prep before transferring to Bishop Moore for his final two seasons ... Averaged seven tackles per game as a sophomore.

Personal

Son of Jack and Sarah Zimmer ... Born July 17, 1997 ... His brother Zack played football at Butler ... Father is a former college baseball player.

DEACON COACHING STAFF

Dave CLAWSON

Head Coach

4th Year

Williams ■ 1989

The 2016 Wake Forest football season ended exactly the way it began, with a win. And for head coach Dave Clawson and the Demon Deacons, that was exactly what the doctor ordered.

Wake Forest won its first four games of the 2016 season, the longest winning streak to open a campaign since 2006. The year ended with a thrilling 34-26 win over No. 23 Temple in the Military Bowl, marking Wake Forest's first-ever bowl victory over a ranked team.

The improvement in the Wake Forest football program in 2016 was noticeable in nearly every facet of the program. The Deacon offense improved in the national rankings in rushing offense and scoring offense. The defense posted program highs by finishing 11th nationally in sacks and 24th in tackles for loss. For the third straight year, Wake Forest fielded a top-40 defensive team.

For head coach Dave Clawson, the 2016 season marked year three in a career that has steadily shown vast improvement in year three. During his time at Fordham, Richmond and Bowling Green, Clawson's year three teams averaged six wins. He exceeded that mark with seven victories in 2016.

From the addition of McCreary Field House, one of the nation's top indoor practice facilities, and an expanded weight room, Clawson and the Deacons are moving full speed into 2017.

With the addition last year of McCreary Field House, Wake Forest's state-of-the-art indoor practice facility, and the construction of the Sutton Sports Performance Center, which will mark yet another technologically advanced facility, Clawson and the Deacons are clearly on a roll.

On December 10, 2013, Clawson became the 32nd head football coach in Wake Forest University history. The head coach at Bowling Green State University from 2009 through 2013, Clawson led the Falcons to the 2013 Mid-American Conference championship with a 47-27 win over No. 16 Northern Illinois.

Clawson joined the Demon Deacons after five seasons as the head coach at BGSU in Bowling Green, Ohio. He built the Falcons to be explosive both offensively and defensively. The 2013 Bowling Green team ranked 29th in the nation in total offense and tenth in total defense. In 2012, BGSU was ranked sixth in the nation in total defense and 10th nationally in scoring defense, yielding just 16.8 points per game. The Falcons were one of only two non-power conference teams to rank in the top 30 statistically in both total offense and total defense in 2013.

Bowling Green's 2013 team went 10-3 overall under Clawson and won the MAC East title with a 7-1 record. The Falcons received a bid to the Little Caesar's Bowl in Detroit. It marked the third bowl appearance in five seasons for Clawson's team.

In his 16 years as a head coach, Clawson has delivered a conference championship at every stop. Prior to the 2013 Mid-American Conference title at Bowling Green,



Since coming to Wake Forest prior to the 2014 season, Clawson has led the Demon Deacons to their first bowl game in five years, the first bowl win in eight years, the first win over a ranked team in five seasons and the first bowl win over a ranked team in school history.

Clawson helped Richmond to a pair of Colonial Athletic Association titles in 2005 and 2007. His first championship as a head coach came in 2002 when he led Fordham to the Patriot League title.

He has also earned numerous Coach of the Year awards. He was the Patriot League Coach of the Year in 2001 and 2002 and was awarded the 2005 Atlantic 10 Coach of the Year award in just his second year in the league. The 2007 CAA Coach of the Year award marked his fourth conference Coach of the Year honor in his first nine years as a head coach.

In 2002, Clawson was the Schutt Sports/American Football Monthly I-AA Coach of the Year and a finalist for the Eddie Robinson Award. In 2005, Clawson earned National Coach of the Year from I-AA.org and was again a finalist for the Eddie Robinson Award.

A 1989 graduate of Williams College in Massachusetts, Clawson earned a degree in political economy. A native of Youngstown, N.Y., Clawson was a defensive back for Williams and went on to serve as a graduate assistant coach at Albany in 1989 and 1990. He moved to Buffalo for the 1991 and 1992 seasons, tutoring the secondary his first year and the quarterbacks and running backs his second.

In 1993, Clawson was named the running backs coach at Lehigh and helped the Mountain Hawks to a 7-4 record and the Patriot League championship. He was promoted to offensive coordinator in 1994 and spent two years in that role, adding another Patriot League title in 1995. Lehigh won a pair of Patriot League titles in his three years and his offense led the league in scoring, total offense and pass offense in each of his final two seasons.

Villanova hired Clawson as offensive coordinator in 1996 and his offense helped the Wildcats to NCAA FCS appearances in 1996 and 1997. During his tenure at Villanova, Clawson's offense established 70 program records, held the No. 1 ranking in the nation for six weeks in 1997 and won the 1997 Atlantic 10 championship. He tutored Brian Westbrook who became the first player in college football history to gain 1,000 yards both rushing and receiving.

Following the 1998 season, Clawson became the nation's youngest Division I head coach when he was named head coach at Fordham. Inheriting a team that had won just 22 games in the previous 10 years, Clawson turned the Rams into the Patriot League champions in his fourth season. He was the Patriot League Coach of the Year in both 2001 and 2002. Clawson helped the Rams 2002 FCS Playoffs where they defeated fourth seed Northeastern in the opening round before falling to Villanova.

Clawson was named the head coach at Richmond prior to the 2004 season. He guided the Spiders to the biggest two-year turnaround in school history, improving from 3-8 in 2004 to 9-4 in 2005. In 2007, his final year with the Spiders, Clawson guided Richmond to an 11-3 record, the Colonial South title and the FCS national semifinals.

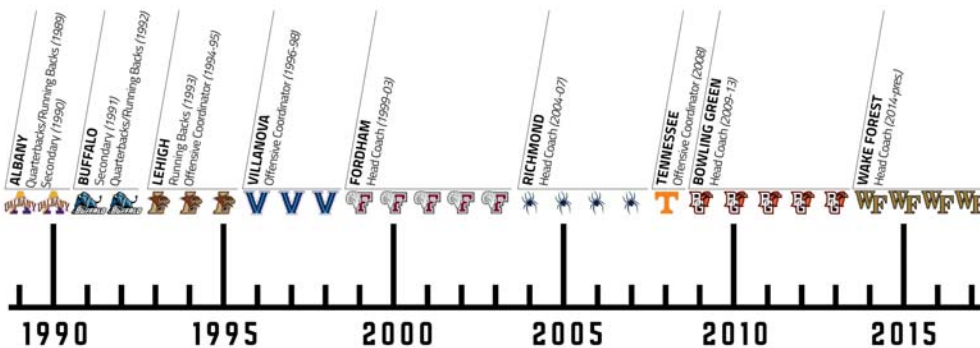
He left Richmond in 2008 to replace David Cutcliffe as the offensive coordinator under Phillip Fulmer at Tennessee. Following that season, Clawson was named the head coach at Bowling Green in time for the 2009 season.

Clawson and his wife, Catherine, are the parents of two children, Courtney and Eric.





CLAWSON COACHING TIMELINE



THE DAVE CLAWSON FILE

BORN

- August 16, 1967 in Youngstown, New York

FAMILY

- Wife — Catherine
- Children — Courtney and Eric

EDUCATION

- Williams College — 1989
B.A. in Political Economy
- SUNY Albany — 1992
M.A. in Liberal Studies

PLAYING HISTORY

- Williams College — 1985-88
Three-year starter at defensive back
Also played basketball

COACHING HONORS

- 2007 CAA Coach of the Year
- 2005 I-AA.org National Coach of the Year
- 2005 Atlantic 10 Coach of the Year
- 2002 Schutt Sports/American Football Monthly National I-AA Coach of the Year
- 2001 & 2002 Patriot League Coach of the Year

CHAMPIONSHIPS AS A HEAD COACH

- 2013 MAC Championship (Bowling Green)
- 2007 CAA Championship (Richmond)
- 2005 Atlantic-10 Championship (Richmond)
- 2002 Patriot League Championship (Fordham)

AS A HEAD COACH

Year	School	Record	Conf	Post.
2016	Wake Forest	7-6	3-5	Military
2015	Wake Forest	3-9	1-7	
2014	Wake Forest	3-9	1-7	
2013	Bowling Green	10-3	7-1	Lil' Caesar
2012	Bowling Green	8-5	6-2	Military
2011	Bowling Green	5-7	3-5	
2010	Bowling Green	2-10	1-7	
2009	Bowling Green	7-6	6-2	Humanitarian
2007	Richmond	11-3	7-1	FCS Semi
2006	Richmond	6-5	3-5	
2005	Richmond	9-4	7-1	FCS QF
2004	Richmond	3-8	2-6	
2003	Fordham	9-3	4-3	
2002	Fordham	10-3	6-1	FCS QF
2001	Fordham	7-4	5-2	
2000	Fordham	3-8	1-5	
1999	Fordham	0-11	0-6	
Career		103-104	63-66	
At Fordham		29-29	16-17	
At Richmond		29-20	19-13	
At Bowling Green		32-31	23-17	
At Wake Forest		13-24	5-19	

AS AN ASSISTANT COACH

Year	School	Record	Conf	Bowl
2008	Tennessee	5-7	3-5	
1998	Villanova	6-5		
1997	Villanova	12-1		
1996	Villanova	8-4	6-2	
1995	Lehigh	8-3	5-0	
1994	Lehigh	5-5-1	3-2	
1993	Lehigh	7-4	4-1	
1992	Buffalo	4-6		
1991	Buffalo	3-7		
1990	Albany	5-4		
1989	Albany	3-7		

CHAMPIONSHIPS AS AN ASSISTANT COACH

- 1997 Atlantic 10 Championship (Villanova)
- 1995 Patriot League Championship (Lehigh)
- 1993 Patriot League Championship (Lehigh)

DEACON COACHING STAFF

CLAWSON YEAR-BY-YEAR

1999 (Fordham)**Record: 0-11, 0-6 Patriot**

Lehigh	L	7-49
Colgate	L	24-49
at Cornell	L	14-42
at Princeton	L	0-27
at Penn	L	18-35
Harvard	L	30-37
at Towson	L	23-25
Brown	L	18-37
at Lafayette	L	7-27
Holy Cross	L	14-37
Bucknell	L	15-45

2000 (Fordham)**Record: 3-8, 1-5 Patriot**

Towson	L	13-36
Fairfield	W	34-7
at Columbia	L	26-43
at Colgate	L	6-21
at Georgetown	W	17-10
Brown	L	17-44
Yale	L	17-24
at Bucknell	L	13-27
Lafayette	W	31-28
at Lehigh	L	17-51
at Holy Cross	L	20-27

2001 (Fordham)**Record: 7-4, 5-2 Patriot**

at Fairfield	W	46-14
at Colgate	L	9-21
Georgetown	W	48-13
at Brown	L	23-40
at Yale	L	27-36
Lehigh	L	21-31
Bucknell	W	17-12
at Lafayette	W	45-24
at Towson	W	28-23
Holy Cross	W	24-21
Columbia	W	41-10

2002 (Fordham)**Record: 10-3, 6-1 Patriot
Patriot League Co-Champions**

Saint Peter's	W	43-0
Colgate	W	40-31
Columbia	L	11-13
at Fairfield	W	51-6
at Georgetown	W	41-10
Brown	W	24-17
Lafayette	W	33-26
Lehigh	L	23-26 (ot)
at Holy Cross	W	37-27
Towson	W	42-14
at Bucknell	W	34-7
at Northeastern ^	W	29-24
at Villanova ^	L	10-24
^ - FCS Playoffs		

2003 (Fordham)**Record: 9-3, 4-3 Patriot**

C.W. Post	W	42-7
at Rhode Island	W	63-28
at Lehigh	L	16-23
Columbia	W	37-30
Bucknell	L	10-31
at Brown	W	24-21
New Haven	W	41-7
at Lafayette	W	32-30
Georgetown	W	34-10
Holy Cross	W	49-28
at Colgate	L	3-14
at Towson	W	35-22

2004 (Richmond)**Record: 3-8, 2-6 A-10**

at NC State	L	0-42
at VMI	W	34-7
at Massachusetts	W	24-14
Lafayette	L	16-21
Maine	L	25-29
at Villanova	L	10-49
James Madison	L	20-26
at Hofstra	L	17-48
Towson	W	24-0
Delaware	L	14-23
at William & Mary	L	14-38

2005 (Richmond)**Record: 9-4, 7-1 A-10****Atlantic 10 Champions**

Massachusetts	L	6-19
at Lafayette	L	0-7
at Maine	W	26-21
at Vanderbilt	L	13-37
Villanova	W	38-20
Delaware	W	20-10
Hofstra (2 OT)	W	43-37
at James Madison	W	18-15
VMI	W	38-3
at Towson	W	48-21
vs. William & Mary	W	41-7
at Hampton ^	W	38-10
Furman ^	L	20-24
^ - FCS Playoffs		

2006 (Richmond)**Record: 6-5, 3-5 A-10**

at Duke	W	13-0
VMI	W	58-7
Bucknell	W	48-21
Northeastern	W	12-7
at New Hampshire	L	17-27
at Rhode Island	W	31-6
Delaware	L	24-28
James Madison	L	10-27
at Villanova	L	21-31
Towson	L	7-31
at William & Mary	W	31-14

2007 (Richmond)**Record: 11-3, 7-1 CAA****Colonial Athletic Association Champions**

at Vanderbilt	L	17-41
at Northeastern	W	49-14
at Bucknell	W	45-14
New Hampshire	W	45-38
at Towson	L	21-23
Stony Brook	W	42-0
Rhode Island	W	38-6
at James Madison	W	17-16
Villanova	W	35-27
at Delaware	W	62-56 (5ot)
William & Mary	W	31-20
Eastern Kentucky ^	W	31-14
at Wofford ^	W	21-10
at Appalachian State ^	L	35-55
^ - FCS Playoffs		

2009 (Bowling Green)**Record: 7-6, 6-2 MAC**

Troy	W	31-14
at Missouri	L	20-27
at Marshall	L	10-17
Boise State	L	14-49
Ohio	L	37-44
at Kent State	W	36-35
at Ball State	W	31-17
Central Michigan	L	10-24
at Buffalo	W	30-29
at Miami (OH)	W	35-14
Akron	W	36-20
Toledo	W	38-24
vs. Idaho ^	L	42-43
^ - Humanitarian Bowl		

2010 (Bowling Green)**Record: 2-10, 1-7 MAC**

at Troy	L	27-30
at Tulsa	L	20-33
Marshall	W	44-28
at Michigan	L	21-65
Buffalo	L	26-28
at Ohio	L	25-49
at Temple	L	27-28
Kent State	L	6-30
at Central Michigan	W	17-14
Miami (OH)	L	21-24
at Toledo	L	14-33
Western Michigan	L	7-41

2011 (Bowling Green)**Record: 5-7, 3-5 MAC**

at Idaho	W	32-15
Morgan State	W	58-13
Wyoming	L	27-28
at Miami	W	37-23
at West Virginia	L	10-55
at Western Michigan	L	21-45
Toledo	L	21-28
Temple	W	13-10
at Kent State	L	15-27
Northern Illinois	L	14-45
Ohio	L	28-29
at Buffalo	W	42-28

2012 (Bowling Green)**Record: 8-5, 6-2 MAC**

at Florida	L	14-27
Idaho	W	21-13
at Toledo	L	15-27
at Virginia Tech	L	0-37
Rhode Island	W	48-8
at Akron	W	24-10
Miami	W	37-12
at UMass	W	24-0
Eastern Michigan	W	24-3
at Ohio	W	26-14
Kent State	L	24-31
vs. Buffalo	W	21-7
vs. San Jose State ^	L	20-29
^ - Military Bowl		

2013 (Bowling Green)**Record: 10-3, 7-1 MAC**

Tulsa	W	34-7
at Kent State	W	41-22
at Indiana	L	10-42
Murray St.	W	48-7
Akron	W	31-14
UMASS	W	28-7
at Mississippi St.	L	20-21
Toledo	L	25-28
at Miami	W	45-3
Ohio	W	49-0
at E. Michigan	W	58-7
at Buffalo	W	24-7
vs. N. Illinois & 8 - MAC Championship Game	W	47-27

2014 (Wake Forest)**Record: 3-9, 1-7 ACC**

at ULM	L	10-17
Gardner-Webb	W	23-7
at Utah State	L	24-36
Army	W	24-21
at Louisville	L	10-20
at Florida State	L	3-43
Syracuse	L	7-30
Boston College	L	17-23
Clemson	L	20-34
at NC State	L	13-42
Virginia Tech	W	6-3 (2ot)
at Duke	L	21-41

2015 (Wake Forest)**Record: 3-9, 1-7 ACC**

Elon	W	41-3
at Syracuse	L	17-30
at Army	W	17-14
Indiana	L	24-31
Florida State	L	16-24
at Boston College	W	3-0
at North Carolina	L	14-50
NC State	L	17-35
Louisville	L	19-20
at Notre Dame	L	7-28
at Clemson	L	13-33
Duke	L	21-27

2016 (Wake Forest)**Record: 7-6, 3-5 ACC**

Tulane	W	7-3
at Duke	W	24-14
Delaware	W	38-21
at Indiana	W	33-28
at NC State	L	16-33
Syracuse	W	28-9
at Florida State	L	6-17
Army	L	13-21
Virginia	W	27-20
at Louisville	L	12-44
Clemson	L	13-35
Boston College	L	14-17
vs. Temple ^	W	34-26
^ - Military Bowl		

CLAWSON VS. ALL OPPONENTS

OPPONENT	LAST	RECORD
Akron	2013	3-0
Appalachian State	2007	0-1
Army West Point	2016	2-1
Ball State	2009	1-0
Boise State	2009	0-1
Boston College	2016	1-2
Brown	2003	2-3
Bucknell	2007	4-3
Buffalo	2013	4-1
C.W. Post	2003	1-0
Central Michigan	2010	1-1
Clemson	2016	0-3
Colgate	2003	1-4
Columbia	2003	2-2
Cornell	1999	0-1
Delaware	2016	3-2
Duke	2016	2-2
Eastern Kentucky	2007	1-0
Eastern Michigan	2013	2-0
Elon	2015	1-0
Fairfield	2002	3-0
Florida	2012	0-1
Florida State	2016	0-3
Furman	2005	0-1
Gardner-Webb	2014	1-0
Georgetown	2003	4-0
Hampton	2005	1-0
Harvard	1999	0-1
Hofstra	2005	1-1
Holy Cross	2003	3-2
Idaho	2012	2-1
Indiana	2016	1-2
James Madison	2007	2-2
Kent State	2013	2-3
Lafayette	2004	4-3
Lehigh	2003	0-5
Louisiana-Monroe	2014	0-1
Louisville	2016	0-3
Maine	2005	1-1
Marshall	2010	1-1
Massachusetts	2013	3-1
Miami (OH)	2013	4-1
Michigan	2010	0-1
Mississippi State	2013	0-1
Missouri	2009	0-1
Morgan State	2011	1-0
Murray State	2013	1-0
NC State	2016	0-4
New Hampshire	2007	1-1
New Haven	2003	1-0
North Carolina	2015	0-1
Northeastern	2007	3-0
Northern Illinois	2013	1-1
Notre Dame	2015	0-1
Ohio	2013	2-3
Penn	1999	0-1
Princeton	1999	0-1
Rhode Island	2012	4-0
Saint Peter's	2002	1-0
San Jose State	2012	0-1
Stony Brook	2007	1-0
Syracuse	2016	1-2
Temple	2016	2-1
Toledo	2013	1-4
Towson	2007	5-4
Troy	2010	1-1
Tulane	2016	1-0
Tulsa	2010	1-1
Utah State	2014	0-1
Vanderbilt	2007	0-2
Villanova	2007	2-3
Virginia	2016	1-0
Virginia Tech	2014	1-1
VMI	2006	3-0
West Virginia	2011	0-1
Western Michigan	2011	0-2
William & Mary	2007	3-1
Wofford	2007	1-0
Wyoming	2011	0-1
Yale	2001	0-2
Total		103-104

DEACON COACHING STAFF

Kevin
HIGGINS

*Assistant Head Coach ■ Wide Receivers ■
Recruiting Coordinator*

4th Year

West Chester ■ 1977

Kevin Higgins is in his fourth season on the Wake Forest football staff after joining head coach Dave Clawson in December 2013. Higgins, who spent nine seasons as the head coach of The Citadel, serves as the assistant head coach, recruiting coordinator and the coach of Wake Forest's wide receivers.

Wake Forest's most veteran coach, Higgins has overseen the steady improvement of a young receiving corps. His top receiver in 2015, K.J. Brent, spent the 2016 season with the Oakland Raiders and figures prominently in the NFL club's 2017 game plan. Higgins helped guide a 2015 corps that produced five receivers with 30 or more receptions. In 2017, the Deacons return every wide receiver reception from 2016, making this rising group a threat to every ACC opponent.

"Kevin has a wealth of football knowledge gained as a head coach and also through his experience in the NFL as a quarterbacks and wide receivers coach. He has been a great addition to our staff," said head coach Dave Clawson.

In 2015, Higgins mentored a young group of receivers into a cohesive unit. Wake Forest's freshmen accounted for 131 receptions, tied for the national high during the regular season. True freshmen Chuck Wade and Tabari Hines each broke the school record for receptions by a true freshman.

Higgins compiled a 99-83-1 record in 16 years as a head coach. He was the head coach for seven seasons at Lehigh from 1994-2000, leading the Mountain Hawks to a 56-25-1 record and three appearances in the Football Championship Subdivision playoffs.

In his final three seasons at Lehigh, Higgins posted a 34-4 record and won or shared three consecutive Patriot League titles. He led the Mountain Hawks to undefeated regular seasons in 1998 and 2000. Higgins was named the Patriot League Coach of the Year in 1995, 1998 and 2000.

In nine seasons at The Citadel, Higgins broke or tied over 110 school records. In 2012, he led the Bulldogs to a 7-4 record and was named the Southern Conference Coach of the Year. Higgins took The Citadel to a top 10 national ranking in 2012, the first time the school had been ranked in the top 10 in 20 years. He ranks third all-time in wins at The Citadel.

A native of Emerson, N.J., Higgins began his collegiate coaching career in 1981 as an assistant at Gettysburg. After four years he became an assistant at Richmond before joining Lehigh as an assistant in 1988. After six seasons he was elevated to head coach and led Lehigh from 1994 through 2000.

In 2000, Higgins helped Lehigh record its second undefeated regular season (11-0) in three years and its third-straight league title. The team ended the season

12-1 after falling to Delaware in the quarterfinals of the Division I-AA playoffs. In 1999, Lehigh was 10-1 and earned an at-large postseason bid after being co-Patriot League champions and ranked 14th nationally. He also was named GTE Regional Coach of the Year in 1999.

The previous season, Lehigh completed its first undefeated regular season (11-0) under Higgins, and defeated third-ranked Richmond in the opening round of the playoffs before losing to Massachusetts, which went on to win the national championship.


Higgins became the quarterbacks coach for the Detroit Lions in 2001 and was responsible for the tutoring and developing of Detroit's first-round draft pick, quarterback Joey Harrington.

During his fourth season with the Lions he assumed the position of wide receivers coach and was responsible for the development of one of the most exciting trios of wideouts in the NFL: Az-Zahir Hakim, Charles Rogers and Roy Williams. Higgins coached Williams to the Lions' single season records for a rookie in receptions (54), receiving yards (817) and touchdowns (8) before joining The Citadel.

Clawson and Higgins were both assistant coaches at Lehigh in 1993. When Higgins was promoted to head coach for the 1994 season, he elevated Clawson to offensive coordinator from running backs coach.

A 1977 graduate of West Chester, Higgins earned a bachelor's degree in health and physical education while playing free safety and being named the team's most valuable defensive back his senior season. He went on to receive his master's degree in physical education from East Stroudsburg in 1981.

Higgins and his wife, Kay, have three children: son Tim (wife Sarah), and daughters Meaghan (husband Jason Helms) and Katie Rose.



THE KEVIN HIGGINS FILE

BORN

- December 1, 1955 in Manhattan, N.Y.

FAMILY

- Wife — Kay
- Children — Tim, Meaghan, Katie Rose

EDUCATION

- West Chester University — 1977
B.S. in Health & Physical Education
- East Stroudsburg University — 1981
Master's in Physical Education

PLAYING HISTORY

- West Chester University — 1973-76
Free safety; named most valuable DB as a senior

COACHING HISTORY

- Emerson HS (N.J.) — 1977-78
- North Warren Regional HS (N.J.) — 1979-80
- Gettysburg College — 1981-84
- University of Richmond — 1985-87
- Lehigh University — 1988-2000
Head Coach — 1994-2000
- Detroit Lions (NFL) — 2001-04
- The Citadel (Head Coach) — 2005-13
- Wake Forest University — 2014-present



DEACON COACHING STAFF

Warren
RUGGIERO*Offensive Coordinator • Quarterbacks*

4th Year

Delaware • 1988

Warren Ruggiero begins his fourth season as Wake Forest's offensive coordinator and quarterbacks coach after previously serving in the same role under head coach Dave Clawson at Bowling Green.

Ruggiero helped steady a rebuilding Wake Forest offense through the 2016 seasons. The young Deacon offense showed consistent improvement throughout the season and saved its best offensive performance for the Military Bowl win over Temple. The offense scored 31 points in the first half en route to the 34-26 win over the Owls. Under Ruggiero's guidance, quarterback John Wolford became the first Deacon quarterback in school history to throw for 1,500 yards and rush for over 500 yards.

Ruggiero has been an offensive coordinator for 25 years at six different universities before Wake, and has tutored quarterbacks for 26 years at the college level. His offense has finished in the top 10 in the country in either total offense or scoring offense at all six stops. Ruggiero's units have finished in the top six in the country in passing offense at the last four stops. He has coached an All-American QB at five of his last six coaching stops.

In 2013 Ruggiero's BGSU offense finished fourth in the country in total offense (per possession), first in the nation in time of possession and first in the conference and 10th in the nation in passing efficiency behind a sophomore quarterback who was named the MVP of the conference championship game.

In 2009 Ruggiero's offense finished sixth in the country in passing while QB Tyler Sheehan (Houston Texans) threw for over 4,000 yards and receiver Freddie Barnes (Chicago Bears) broke the all-time NCAA record with 155 catches in one season.

Before Bowling Green, Ruggiero was the quarterback coach at Kansas State and coached Josh Freeman to a first round selection in the 2009 NFL Draft. He also mentored Collin Klein who went on to be a finalist for the Heisman Trophy.

Ruggiero spent the 2006 and 2007 seasons as the offensive coordinator at Elon University, where he rebuilt an offense that was 108th in the country prior to his arrival and within two years finished ninth in the nation in scoring offense and second nationally in passing offense. There he worked with quarterback Scott Riddle, a first team All-American and the Southern Conference's Freshman of the Year in 2007, who went on to play in the Canadian Football League.

As a true freshman Riddle broke 27 school records en route to being named College Sporting News National Freshman of the Year and leading the country in total passing yards, passing yards and completions per game.

Prior to Elon, Ruggiero spent six years at Hofstra including the final four years as offensive coordinator. His offense finished 10th in the country in scoring offense and finished third and fourth in the country in passing offense in his final two consecutive years. He mentored Anton Clarkson (NY Giants) to All-CAA honors and Rocky Butler (Saskatchewan Roughriders) to All-America status.

Butler earned First-Team All-American honors and was the runner-up for the Walter Payton Award for top I-AA player behind Brian Westbrook in 2001. That season, Butler was third in the country in total offense and second in passing efficiency.

While still at Hofstra he recruited and coached future New Orleans Saints wide receiver Marques Colston, who was named to the NFL All-Rookie Team in 2006.

In 1999, Ruggiero coached the tight ends at William & Mary where both of his TE's went on to the NFL. Prior to that Ruggiero was the head coach at Glenville State in West Virginia. At Glenville, he led the Pioneers to their only NCAA Division II playoff appearance ever and won the West Virginia Intercollegiate Athletic Conference title in 1997. There they finished second in the country in total offense and first nationally in passing offense.

Ruggiero was also the OC at Clarion University for three years and finished first in the country in scoring offense. He started his career as the offensive coordinator at Defiance College for five years where the team finished fourth nationally in scoring offense.

Ruggiero is a 1988 graduate of the University of Delaware where he played quarterback and served as a graduate assistant while earning both a bachelor's and master's degree in physical education.

Ruggiero and his wife, Jennifer, have one daughter, Emma.



THE WARREN RUGGIERO FILE

BORN

- April 2, 1966

FAMILY

- Wife — Jennifer
- Daughter — Emma

EDUCATION

- University of Delaware — 1988
B.A. in Physical Education
- University of Delaware — 1992
Master's in Physical Education

PLAYING HISTORY

- University of Delaware — 1984-87
Quarterback

COACHING HISTORY

- Defiance College — 1989-93
- Clarion University — 1994-96
- Glenville State College — 1997-98
Head Coach
- College of William & Mary — 1999
- Hofstra University — 2000-05
- Elon University — 2006-07
- Kansas State University — 2008
- Bowling Green State University — 2009-2013
- Wake Forest University — 2014-present



DEACON COACHING STAFF

Jay SAWVEL

Defensive Coordinator ■ Cornerbacks

1st Year

Mount Union ■ 1993

Jay Sawvel became Wake Forest's defensive coordinator in January, 2017. Sawvel most recently served as the defensive coordinator at Minnesota where he constructed a top-25 defense and helped the Gophers to their best record in 13 seasons.

Sawvel spent the previous six seasons as an assistant at Minnesota. He was the defensive backs and special teams coach from 2011 to 2015. After Jerry Kill's retirement as the head coach at Minnesota, Tracy Claeys was elevated to head coach and Sawvel became the Gophers' defensive coordinator.

Under Sawvel's direction, the 2016 Golden Gopher defense was a top 25 team nationally in a number of defensive categories including rushing defense (14th), scoring defense (21st), sacks (22nd), total defense (21st) and turnover margin (18th). In addition, Minnesota ranked 27th nationally in team passing efficiency defense.

In 2016, the Gophers went 9-4 overall, 5-4 in the Big Ten West and finished the season with a 17-12 win in the Holiday Bowl. In that game, Minnesota held Washington State's potent passing offense to just 264 yards, 86 below its average, and allowed the Cougars their lowest point total of the season. WSU crossed the 50-yard line just twice in the game.

Sawvel has become known as a coach who produces NFL-caliber players. In 2015, two of his protégés at Minnesota, Eric Murray and Briean Boddy-Calhoun, wound up in NFL camps. Murray was a fourth round pick of the Kansas City Chiefs while Boddy-Calhoun signed with Jacksonville as a free agent. In 2014, both Murray and Boddy-Calhoun were named to the All-Big 10 team following a season in which the Gophers were 18th in the nation in pass defense.

Brock Vereen, a 2014 first team All-Big 10

selection, was yet another Sawvel pupil to be drafted, going to the Chicago Bears in the fourth round.

For three seasons from 2014 through 2016, Sawvel had at least one of his secondary players taken in the NFL Draft. Sawvel's coaching has helped him to four conference championships as a collegiate coach.

Sawvel joined the Gophers after three seasons as the defensive backs coach at Northern Illinois from 2008-10. He was a member of the Southern Illinois staff under Kill for seven seasons from 2001-07, working with the secondary and special teams.

Sawvel was a three-year letterwinner and an all-conference linebacker in 1993 at Division III power Mount Union, earning a bachelor's degree in 1993. He began his coaching career as a graduate assistant at Eastern Kentucky in 1994 and moved to Notre Dame as a graduate assistant coach for the 1996-99 seasons. Sawvel owns Master of Arts degrees from both Eastern Kentucky and Notre Dame.

As special teams coordinator at Northern Illinois, Sawvel's teams blocked 17 kicks in three years. As secondary coach, he mentored Jimmie Ward, a first round pick of San Francisco in 2014.

Sawvel and his wife Jeannine have two daughters, Mackenzie and Miranda.



THE JAY SAWVEL FILE

BORN

- March 14, 1971

FAMILY

- Wife — Jeannine
- Children — Mackenzie, Miranda

EDUCATION

- Mount Union — 1993
- Eastern Kentucky — 1995
- Notre Dame — 1997

PLAYING HISTORY

- Mount Union — 1989-93
- Linebacker; earned all-conference honors in 1993

COACHING HISTORY

- Eastern Kentucky — 1994-95
- Notre Dame — 1996-99
- Ferris State — 1999-00
- Southern Illinois — 2001-07
- Northern Illinois — 2008-10
- Minnesota — 2011-16
- Wake Forest University — 2017-present



DEACON COACHING STAFF

John
HUNTER*Assistant Coach ■ Running Backs**4th Year**Bowling Green ■ 1988*

John Hunter continues into his fourth year on the Wake Forest football staff after coaching under head coach Dave Clawson at Bowling Green. Hunter works with Wake Forest's running backs.

The improvement in Wake Forest's rushing attack under Hunter's leadership has been astounding.

In 2016, three Demon Deacons rushed for over 500 yards marking the first time since 1971 that three different rushers cracked that mark. Cade Carney became the first freshman to score three touchdowns in a game since 2002 while Matt Colburn posted a pair of 100-yard rushing games.

Wake Forest's rushing attack was the most improved in the nation in 2015, increasing its production by more than 150 percent.

Hunter spent eight years on the Bowling Green coaching staff working with the running backs. Retained on the staff when Clawson took over the Bowling Green program in 2009, Hunter took on additional responsibilities as recruiting coordinator. The Falcons' rushing offense ranked 39th in the nation in 2013 with 193.4 yards per game. During his time at BGSU, Hunter coached three different running backs to All-America, All-MAC and MAC Freshman of the Year honors.

Under Hunter's guidance, a number of Bowling Green running backs found success. Chris Bullock was named a Freshman All-American in 2006, while Anthon Samuel earned Freshman All-America honors in 2011.

The 2012 season was arguably Hunter's best coaching job of his career, helping the Falcons transform from a passing team to a strong rushing attack. That rushing attack finished with the most rushing yards since 2006 and had four games of over 200 yards rushing. Samuel had 998 rushing yards and 11 touchdowns, finishing two yards shy of becoming just the 10th Falcon to rush for over 1,000 yards in a single season.

In 2011 Samuel ran for 844 yards and five touchdowns, earning MAC Freshman of the Year honors. Samuel was the first running back in school history to win the award and was third in the country among freshmen running backs, averaging 93.8 yards per game.

Hunter molded Willie Geter into a third-team All-MAC performer as a senior in 2010, and helped him finish his career with 2,156 rushing yards, eighth-most in school history.

A 1988 graduate of Bowling Green, Hunter started his coaching career in the Detroit area, becoming the head coach at Pershing High in 2000. In his six seasons, Pershing posted a 40-28 record, made four appearances in the state playoffs and earned a pair of district titles.

Prior to his stint at Pershing High School, Hunter was an assistant coach at St. Martin DePorres in 1989 and from 1994-99. He was the defensive backs coach for a team which won the state championship in 1989 and was defensive coordinator from 1994-99, also winning state titles in 1995 and 1996. As a player, he also played on state title teams at DePorres in 1981 and 1982.

A four-year starter for Bowling Green at defensive end, Hunter earned All-MAC honors in 1986 and 1987 and helped the Falcons to the 1985 MAC title and a berth in the California Bowl. As a redshirt freshman, Hunter had nine tackles and three sacks in a win over archrival Toledo. He led the 1985 BGSU team with eight sacks. Hunter finished his career with 336 tackles and 44 tackles for loss. He signed as a free agent with the San Francisco 49ers following his senior season.

A native of Detroit, he and his wife, Amara, have a son, John, and a daughter, Justiss.



THE JOHN HUNTER FILE

BORN

- July 18, 1965 in Detroit, Mich.

FAMILY

- Wife — Amara
- Children — John, Justiss

EDUCATION

- Bowling Green State University — 1988

PLAYING HISTORY

- Bowling Green State University — 1984-87
- All-MAC in 1986 & 1987; team won 1985 MAC title

COACHING HISTORY

- St. Martin de Porres (Ohio) — 1989, 1994-99
- Pershing High School (Mich.) — 2000-05
- Bowling Green State University — 2006-13
- Wake Forest University — 2014-present



DEACON COACHING STAFF

Wayne LINEBURG

Special Teams Coordinator ■ Tight Ends

1st Year

Virginia ■ 1996

Wake Forest head coach Dave Clawson announced that Wayne Lineburg, a University of Virginia graduate, joined the Demon Deacon coaching staff as tight ends coach and special teams coordinator in January, 2017.

Lineburg and Clawson coached together at Richmond from 2004-06 when Lineburg served as the Spiders' offensive coordinator and running backs coach. During their time together in Richmond, the Spiders set school records in total offense and touchdowns.

"I am very pleased to have Wayne join our staff," said Clawson. "He is familiar with our offensive system and will be an asset in mentoring our tight ends and also coordinating our special teams."

A 1996 graduate of Virginia, Lineburg was a four-year quarterback for the Cavaliers and played on three bowl teams.

He started his coaching career in 1996 as an assistant coach at William & Mary before returning to Virginia in 1998 as a graduate assistant coach. He rejoined William & Mary as running backs coach and recruiting coordinator in 2000 before joining Clawson's staff at Richmond in 2004.

Lineburg was named the wide receivers coach at Virginia in 2007 and moved to running backs coach in 2009. He returned to Richmond in 2010 for a four-year stint in several positions including offensive coordinator, associate head coach and recruiting coordinator while also coaching, at different times, quarterbacks and running backs. In 2011, Lineburg served as the interim head coach at Richmond.

As the associate head coach at Richmond in 2013, Lineburg's offense helped lead the Spiders to wins over two ranked teams while producing the 24th-ranked offense in the FCS.

In 2012, the Spiders ranked 20th in the nation in passing offense and 21st in scoring offense while posting an 8-3 record and earning a share of the colonial Athletic Association title.

In 2014, he was hired at Connecticut where he served as special teams coordinator and wide receivers coach in his first season before taking over the quarterbacks the last two seasons.

Lineburg's father, Norman, was the long-time coach at Radford (Va.) High School and is a member of the Virginia High School Coaches Association Hall of Fame. Wayne was an all-district quarterback while playing high school football for his father.

Lineburg's brother Robert is the athletic director at Radford University, his brother Mark is the superintendent of schools in Halifax County, Va. and his brother Paul is the assistant principal at Northside Middle School in Roanoke, Va. Wayne's cousin, Mike Young, is the highly successful head basketball coach at Wofford College in Spartanburg, S.C.

Lineburg and his wife Tracey have two daughters, Addyson and Alexis.



THE WAYNE LINEBURG FILE

BORN

- January 12, 1974

FAMILY

- Wife — Tracey
- Children — Addyson, Alexis

EDUCATION

- University of Virginia — 1996
- William & Mary — 1999
Master's in Public Policy, Planning and Leadership in Higher Education

PLAYING HISTORY

- University of Virginia — 1991-95
Played on three bowl teams as a quarterback

COACHING HISTORY

- William & Mary — 1996-97
- University of Virginia — 1998-99
- William & Mary — 2000-03
- University of Richmond — 2004-06
- University of Virginia — 2007-09
- University of Richmond — 2010-13
- University of Connecticut — 2014-16
- Wake Forest University — 2017-present



DEACON COACHING STAFF

Nick TABACCA

Assistant Coach ■ Offensive Line

4th Year

Ball State ■ 2004

Nick Tabacca begins his fourth season on the Wake Forest football staff. Tabacca, who joined the staff in January 2014, serves as the offensive line coach.

In 2016, Tabacca's offensive line continued to show improvement. Since coming to Wake Forest prior to the 2014 season, the offensive line has increased rushing production by nearly 300 percent while decreasing sacks allowed by 20 percent. He has overseen the growth and maturity of an offensive line unit that will feature three four-year players in 2017 for the first time under head coach Dave Clawson.

With the Deacons, Tabacca has been the overseer of a young and improving offensive line. In 2015, Wake Forest cut its sacks allowed by 17 percent while increasing its rushing production by over 150 percent.

Tabacca spent two years as the offensive line coach and run game coordinator at Ball State University from 2012-13. During the 2013 season, the Cardinals ranked among the nation's top 20 teams in total offense, passing offense, passing efficiency and scoring offense while finishing ninth in red zone offense.

While at Ball State, Tabacca coached Jordan Hansel to All-Mid-American Conference first team honors and Jacob Richard to All-MAC third team honors in 2013 and Austin Holtz to All-MAC first team honors in 2012, while Jordan Hansel and Cameron Lowry received third-team honors.

The Cardinals had success during Tabacca's tenure, playing in the Beef 'O' Brady's St. Petersburg Bowl in 2012 and the GoDaddy Bowl in 2013. Tabacca was promoted to run game coordinator prior to the 2013 GoDaddy Bowl game against Arkansas State.

While at Ball State, Tabacca was named

one of the finalists for the Football Scoop Offensive Line Coach of the Year in 2012. His 2012 offensive line led the nation in fewest tackles for loss allowed and ranked 15th in sacks allowed. In 2013, his unit was eighth in TFLs allowed and 17th in sacks allowed.

Tabacca is a 2004 graduate of Ball State and a four-year letterman for the Cardinals on the offensive line. He started 33 games in his final three seasons and was a two-time Academic All-Mid-American Conference selection while also serving as team captain as a senior.

He started his coaching career as a graduate assistant coach at Ball State in 2005 and 2006 before moving to Defiance College as the line coach, run game coordinator and strength and conditioning coach in 2007. He added offensive coordinator responsibilities for the 2008 and 2009 seasons.

Tabacca moved to Butler in 2010 as the offensive line coach and became the co-offensive coordinator in 2011 before returning to Ball State in 2012.

A native of Columbus, Ohio, Tabacca is a graduate of Hilliard Davidson High School. He and wife Alyssa have five children -- Sophia, Lucas, Lily, Grace and William.



THE NICK TABACCA FILE

BORN

- October 31, 1981 in Columbus, Ohio

FAMILY

- Wife — Alyssa
- Children — Sophia, Lucas, Lily, Grace, William

EDUCATION

- Ball State University — 2004
B.S. in History
- Ball State University — 2006
Master's of Business Administration

PLAYING HISTORY

- Ball State University — 2000-04
Three-year starter on offensive line

COACHING HISTORY

- Ball State University — 2005-06
- Defiance College — 2007-09
- Butler University — 2010-11
- Ball State University — 2012-13
- Wake Forest University — 2014-present



DEACON COACHING STAFF

Dave COHEN

Assistant Coach ■ Defensive Line ■ Defensive Run Game Coordinator

4th Year

C.W. Post ■ 1988

Dave Cohen, the former head coach at Hofstra University, is in his fourth season as Wake Forest's defensive line coach in 2017.

In his three seasons at Wake Forest, Cohen has mentored three players who have earned All-ACC honors. In 2014, Josh Banks earned honorable mention All-ACC honors while Tylor Harris was named second team All-ACC. Both players wound up in NFL training camps following their playing career. In 2016, Cohen helped defensive end Duke Ejiofor earn third team All-ACC recognition while leading the team with 10.5 sacks. Cohen's defensive line played a key role in Wake Forest's Military Bowl win over No. 23 Temple, holding the Owls to -21 yards rushing, the fewest by a Deacon opponent since 1952.

The Demon Deacons recorded 3.15 sacks per game during the 2016 season, 11th-most in the NCAA, while the Deacs' 41 sacks on the season are the second-most in program history.

Cohen was the head coach at Hofstra for four seasons from 2006 through 2009 when the school dropped the program. In 2007 he guided the Pride to a 7-4 record, the second-most improved record in the Football Championship Subdivision that season. For his efforts, Cohen was a finalist for the Eddie Robinson Award which is presented each year to the top FCS coach in the nation.

Cohen and Wake Forest head coach Dave Clawson first worked together in 1989 and 1990 at the University at Albany under legendary head coach Bob Ford as Cohen was in charge of the linebackers and strength and conditioning. In 1991, Cohen became the defensive line and linebackers coach at Lafayette. After three seasons with the Leopards, he joined the University of Delaware in 1994 as the defensive line and linebackers coach, spending five seasons with the Blue Hens. Cohen helped coach Delaware to three FCS playoff appearances including a spot in the national semifinals in 1997.

In 1999, Cohen joined head coach Dave Clawson's first-year staff at Fordham and spent three seasons as the defensive coordinator, associate head coach and linebackers coach. Following the 2001 season, Cohen returned to Delaware for four seasons and helped the Blue Hens to the FCS national championship in 2003 with a 40-0 shutout of Colgate in the title game. Delaware went 15-1 that season en route to the national title. He was named the I-AA National Defensive Coordinator of the Year by Football Monthly.

Following his four-year stint at Hofstra, Cohen became the defensive coordinator and linebackers coach at

Western Michigan in 2010. In 2011 the Broncos' defense was ranked 10th in the nation in turnovers gained with 31, was sixth in red zone defense and first in the nation in fourth down defense. Three of his players earned All-Mid-American Conference honors with Drew Nowak earning All-America status.

In 2012, Cohen took over the linebacker duties at Rutgers and coached one of the top defensive units in school history. The Scarlet Knights finished fourth in the nation in scoring defense (14.2 points allowed per game), tied for ninth in turnovers gained (32) and 10th in total defense (311.6 yards per game). Linebacker Khaseem Greene earned Big East Defensive Player of the Year honors and was named an All-America after making 136 tackles and forcing six fumbles. Green was a fourth round pick of the Chicago Bears in the NFL Draft.

In 2013, Cohen coordinated a Rutgers defense that ranked third in the nation in run defense.

A native of Huntington, N.Y., Cohen was a three-time league champion, all-county and all-Long Island selection at Commack North High School. A 1988 business management graduate of Long Island University-C.W. Post, Cohen earned his master's degree in education administration from SUNY-Albany in 1990. While playing at C.W. Post, Cohen was a two-year starter at defensive tackle and earned CoSIDA Academic All-District honors as a senior.

Cohen and his wife Denise have two sons, Charlie and Brian.



THE DAVE COHEN FILE

BORN

- October 6, 1966 in Huntington, N.Y.

FAMILY

- Wife — Denise
- Sons — Charlie, Brian

EDUCATION

- Long Island University - Post Campus — 1988
B.A. in Business Management
- SUNY-Albany — 1990
Master's in Education Administration

PLAYING HISTORY

- Long Island University - Post Campus — 1985-88
Two-year starter at defensive tackle

COACHING HISTORY

- University at Albany — 1989-90
- Lafayette College — 1991-94
- University of Delaware — 1994-98
- Fordham University — 1999-2001
- University of Delaware — 2002-05
- Hofstra University — 2006-09
Head Coach
- Western Michigan University — 2010-11
- Rutgers University — 2012-13
- Wake Forest University — 2014-present



DEACON COACHING STAFF

Lyle
HEMPHILL*Assistant Coach ■ Safeties**1st Year**Ursinus ■ 2002*

Wake Forest head football coach Dave Clawson announced the addition of Lyle Hemphill to the Demon Deacons' defensive coaching staff in January, 2017. Hemphill joined the Wake Forest staff after six seasons at Stony Brook including the last four as defensive coordinator.

"Lyle's defensive units at Stony Brook were among the best in the nation during his time there," said Clawson. "Lyle comes highly recommended as an excellent coach and an energetic recruiter."

Under Hemphill's direction, the Seawolves became one of the top defensive units in the Football Championship Subdivision (FCS). In 2015 Stony Brook led the FCS in both total defense (250.1 yards per game) and yards allowed per play (4.10). In 2016, Stony Brook was third in the nation in total defense (274.2) and a top 20 unit nationally in tackles for loss, scoring defense, rushing defense, red zone defense, pass defense, first down defense and blocked punts. He was named the FCS Defensive Coordinator of the Year in 2015 by FootballScoop.

While directing the Stony Brook defense, Hemphill had seven student-athletes earn all-conference honors. He coached Stony Brook's all-time leaders in interceptions and sacks.

Hemphill joined the Stony Brook staff in 2011 after serving as the cornerbacks coach at Delaware in 2010. While in Newark with the Blue Hens, Hemphill coached alongside current Wake Forest linebacker coach Brad Sherrod and the pair helped the Blue Hens reach the FCS

National Championship game. From 2006 through 2009, Hemphill was an assistant coach at Hofstra under head coach Dave Cohen, currently Wake Forest's defensive line coach. Hemphill worked with the secondary and also the special teams while at Hofstra.

A 2002 graduate of Ursinus College in Pennsylvania, Hemphill was a four-year letterman at strong safety.

Hemphill moved to Delaware Valley University as defensive backs coach and special teams coach from 2002-04 before joining the University of Delaware as a graduate assistant coach with the secondary in 2004 and 2005.

Hemphill and his wife, Christen, have three children, Izabella, Lyla and Georgia.



THE LYLE HEMPHILL FILE

BORN

- January 10, 1980 in Wilmington, Delaware

FAMILY

- Wife — Christen
- Children — Izabella, Lyla, Georgia

EDUCATION

- Ursinus College — 2002
B.S. in Politics and International Relations
- University of Delaware — 2005
Master's in Education Administration

PLAYING HISTORY

- Ursinus College — 1998-2002
Earned four letters in football at strong safety

COACHING HISTORY

- Delaware Valley College — 2002-03
- University of Delaware — 2004-05
- Hofstra University — 2006-09
- University of Delaware — 2010
- Stony Brook University — 2011-16
- Wake Forest University — 2017-present



DEACON COACHING STAFF

Brad
SHERROD*Assistant Coach ■ Linebackers*

1st Year

Duke ■ 1993

Brad Sherrod joined the Wake Forest coaching staff in February, 2017 after serving as the defensive coordinator and linebackers coach at Sam Houston State in 2016.

Sherrod is one of four Demon Deacon defensive coaches who have experience as a defensive coordinator.

Sherrod helped the Bearkats post a 12-1 record in 2016 and reach No. 1 in the Football Championship Subdivision final regular season poll. Sam Houston State lost to eventual national champion James Madison in the quarterfinal round of the FCS playoffs.

A member of the Sam Houston State coaching staff since 2014, the Bearkats went 34-10 over the last three years and gained three Football Championship Subdivision playoff berths. Sam Houston won a Southland Conference title and defeated nine top-25 opponents while earning a pair of top four national finishes.

Sherrod joined the Sam Houston staff under head coach K.C. Keeler following a successful stint as defensive coordinator at Elon in 2013.

After serving one season as defensive coordinator at Elon in 2013, Sherrod reunited with Keeler at Sam Houston. Sherrod was an assistant to Keeler for three years at the University of Delaware. While at Delaware, Sherrod coached current Detroit Lion Paul Worrilow, who was named first team All-CAA. In his first year with the Blue Hens in 2010, the program went 12-3 and advanced to the FCS title game. That year the Delaware defense led the nation in scoring defense (12.1 points per game) and was fifth in total defense (280.7 yards per game). In 2010, Sherrod was a member of Delaware's defensive staff that included current Wake Forest assistant coach Lyle Hemphill.

Sherrod spent the 2008 and 2009 seasons at Western Carolina University where he coached running backs and linebackers. He spent 11 seasons on the staff of his alma mater, Duke University, where he tutored the linebackers for nine years from 1997 to 2005, tight ends in 2006 and running backs in his final two campaigns. He

coached three Duke players currently among the school's career leading tacklers.

Sherrod's coaching career began in 1995 at the University of Massachusetts where he served as a defensive tackle graduate assistant before heading to East Tennessee State University as linebackers coach in 1996. He helped lead ETSU to a No. 8 national ranking, a 10-3 record and the NCAA FCS playoffs second round.

He served two internships in the National Football League, spending the summer of 1998 with the Dallas Cowboys and the 2000 preseason with the Tampa Bay Buccaneers. Sherrod is a 2007 graduate of the NCAA Expert Coaches Academy.

A 1993 graduate of Duke, Sherrod was a team captain who earned second team All-ACC honors as a senior in 1993 when he led the Blue Devils and ranked fifth in the ACC with 113 total tackles. A native of Monroe, N.C., Sherrod had 279 career stops during his Blue Devil career from 1989-93.

As a prep, Sherrod was a two-time all-state and honorable mention All-America pick at Monroe, N.C. High School.

Sherrod and his wife, Monique, have a son, Elijah, and a daughter, Angelena.

His career has landed him on coaching staffs at Massachusetts, East Tennessee State, Elon and Delaware along with his alma mater, Duke.



THE BRAD SHERROD FILE

BORN

- November 6, 1969

FAMILY

- Wife — Monique
- Children — Elijah, Angelena

EDUCATION

- Duke University — 1993

PLAYING HISTORY

- Duke University — 1989-93
- Team captain and second team All-ACC as a senior

COACHING HISTORY

- University of Massachusetts — 1995
- East Tennessee State University — 1996
- Duke University — 1997-07
- Western Carolina University — 2008-09
- University of Delaware — 2010-12
- Elon University — 2013
- Sam Houston State University — 2014-16
- Wake Forest University — 2016-present



DEACON FOOTBALL SUPPORT STAFF

Chad BARI

Assistant Director, Sports Performance
4th Year ■ Youngstown State, 2012



Chad Bari is in his fourth season as an Assistant Director of Sports Performance at Wake Forest. He works with the football team designing and implementing the strength and conditioning program.

Bari is a 2012 graduate of Youngstown State University with a bachelor's degree in Exercise Science and Human Performance. He finished his degree with an internship at Bowling Green, working in the strength and conditioning department. He was then hired full time as an assistant strength and conditioning coach in May of 2012.

At Bowling Green, Bari assisted with the strength program for football. He also headed the strength and conditioning programs for baseball, softball, men's and women's soccer, swimming, tennis, track & field and men's golf.

Prior to his time at Bowling Green, Bari was a trainer at Jump Stretch Inc. in Youngstown, Ohio. Bari is also a certified strength and conditioning specialist.

Chad and his wife, Rachael, reside in Winston-Salem.

Ben BAKER

Athletics Assistant - Operations, Video
2nd Year ■ Central Michigan, 2013



Ben Baker joined the Wake Forest football staff in 2016 as an intern and returned in 2017 as a video operations assistant.

Baker is a 2013 graduate of Central Michigan University with a degree in sport management. He earned his master's in health and human performance at Northwestern State in Natchitoches, Louisiana.

Baker's responsibilities include creating and editing weekly highlight videos and producing footage from practice and games. He assists the recruiting area with the creation and implementation of video graphics. While at Northwestern State, Baker was a gameday operations supervisor for one year and led the football video production operations during his second year.

Stephen BRAVO-BROWN

Graduate Assistant - Offense
2nd Year ■ Eastern Illinois, 2013



Stephen Bravo-Brown joined the Wake Forest football program in 2016 as a recruiting assistant.

Bravo-Brown was originally a walk-on wide receiver at South Florida who earned a scholarship and lettered for the Bulls for three seasons. He used his fourth year of eligibility to play at Eastern Illinois where he caught 38 passes for 289 yards and earned try-outs in Chicago and Tampa. Bravo-Brown earned a Master of Science in Sport Management from EIU in 2015.

He began his coaching career at Waldorf University in Forest City, Iowa where he spent the 2015 season coaching the wide receivers. Bravo-Brown mentored the EIU running backs during spring football in 2016 before moving to Wake Forest.

A native of North Lauderdale, Florida, he played his high school football at St. Thomas Aquinas High School. Bravo-Brown was the team captain as a senior and helped lead Aquinas to the high school national championship.

Jane CALDWELL

Senior Associate Athletic Director, Student-Athlete Services
19th Year ■ Wake Forest, 1982



Jane Caldwell is in her 19th year as a member of the Wake Forest athletic department. She currently serves as Senior Associate Athletic Director for Student-Athlete Services and Assistant to the Dean of the College.

In her role, Caldwell oversees the entire counseling program, which assists Deacon players with academic counseling, tutorial guidance and all study hall sessions during the year. Caldwell works directly with the men's basketball, volleyball and women's tennis teams.

Caldwell has twice been named the Wake Forest men's basketball team MVP, winning the award in 2002 and again in 2007. Caldwell boasts an impressive track record, as she has been instrumental in seeing that every senior over the past 12 seasons has received his degree in four years.

In 2010, Caldwell was asked to be a trainer in the Gatekeeper Diversity Education Program for Wake Forest employees.

Prior to joining the Wake Forest staff, Caldwell worked for 15 years at US Airways where she coached and developed airline employees in courtesy and customer service skills.

Caldwell earned her bachelor's degree from UNC Greensboro and then went on to earn a master's degree from Wake Forest in 1982.

Caldwell and her husband, Wayland, reside in Winston-Salem.

Ben CAUTHEN

Video Coordinator ■ Operations Assistant
4th Year ■ South Carolina, 2007



Ben Cauthen enters his fourth season as video coordinator for the Wake Forest football program.

Cauthen was recognized as the 2016-17 ACC Conference Coordinator of the Year by the Collegiate Sports Video Association.

Cauthen came to Wake Forest after three seasons as the video coordinator at Temple. In addition to his football video duties with the Owls, he also oversaw the department's conversion from standard definition to full high definition.

Prior to his time in Philadelphia, Cauthen spent three seasons as the video coordinator for The Citadel football program. He coordinated all video operations for the football team, including game exchanges, game film, practice film and motivational highlights.

The Lancaster, S.C., native was a first-team All-Area and All-Regional 4A quarterback at Lancaster High School in 2001. Cauthen is a 2007 graduate of the University of South Carolina, earning a bachelor's degree in broadcast journalism and mass communication. While in Columbia, he worked for WIS TV.

He played football at Coastal Carolina for two seasons (2002-03) before transferring to South Carolina. Cauthen received a master's degree in secondary education in August 2011 from The Citadel.

Cauthen and his wife Tanya reside in Winston-Salem with infant daughter Brooklyn.

DEACON FOOTBALL SUPPORT STAFF

Greg COLLINS

Assistant Athletic Director, Sports Medicine
22nd Year ■ Kansas State, 1989

Greg Collins is in his 22nd year as head athletic trainer at Wake Forest, including his 15th season as Assistant Athletic Director.

Collins joined the Demon Deacon athletic program in January of 1997 as supervisor of the overall sports medicine staff that supports all 18 varsity teams at the university. Collins works closely with the football and men's basketball teams. Collins is also a member of the sports medicine faculty at Wake Forest.

Prior to arriving at Wake Forest, Collins served as the head athletic trainer at the University of Richmond, where he was responsible for coordinating the day-to-day sports medicine needs of a 21-sport intercollegiate program.

Collins is a 1989 graduate of Kansas State where he earned his degree in physical education. He also earned a master's from Richmond. Collins and his wife, Carrie, have a eight-year-old son, Drew and a five-year-old son, Ben. They reside in Winston-Salem with their Samoyed, Dakota.



Brian DANIELS

Director, Equipment Services
3rd Year ■ Gardner-Webb, 2001

Brian Daniels is in his third season as Director of Equipment Services at Wake Forest. Daniels works directly with the Demon Deacon football program.

Daniels came to Wake Forest following four years as the head equipment manager at Bowling Green, where he worked with head football coach Dave Clawson.

Daniels, who is a certified member of the AEMA, also served as the Assistant Director of Equipment Services at Colgate for three years and as an equipment manager at the University at Buffalo for one year. Daniels spent six years at his alma mater Gardner-Webb, working as a coach, equipment manager and video coordinator.

Daniels earned a bachelor of science degree in physical education from Gardner-Webb in 2001. He went on to earn a masters of science degree in sport science from Gardner-Webb in 2004.

A native of Norman Park, Georgia, Brian and wife Jill have two sons, Hayden and Cameron, and a daughter, Bailey.



Chris COULTER

Recruiting Assistant - Creative Media Coordinator
2nd Year ■ Florida State, 2012

Chris Coulter is in his second season as a recruiting assistant on the Wake Forest football staff.

Coulter joined the Demon Deacons after two seasons at Florida State. While with the Seminoles, he assisted in tracking prospective student-athletes through film breakdown, updating recruiting databases and maintaining social media contact with potential players. In addition, he served an internship in sports marketing at Florida State.

Coulter is a 2012 graduate of Florida State University with a B.S. in Sport Management. He was a walk-on defensive back with the Seminoles until an injury ended his career.



Bethany DAVOLL

Assistant Athletic Director, Ticket Operations
11th Year ■ High Point, 2005

Bethany Davoll is in her 11th season with the Wake Forest Ticket Office and her sixth in charge of all ticket operations.

Davoll oversees the day-to-day operations of the Ticket Office and is responsible for the ticket management and distribution for all regular season and postseason events for several teams including football and men's basketball.

Davoll graduated from High Point University in 2005 with a B.S. in Sport Management and Business Administration. While a student, Davoll was the manager of the women's basketball team and a sports reporter for the Campus Chronicle.

Before coming to Wake Forest, Davoll was a Media Relations & Creative Services intern with the Greensboro Grasshoppers.

Originally from Braintree, Vermont, Davoll now resides in Winston-Salem.



Terrell DALLAS

Recruiting Assistant
2nd Year ■ The Citadel, 2012

Terrell Dallas, a former running back for Coach Kevin Higgins at The Citadel, joined the Wake Forest staff as a recruiting assistant in 2016. Dallas, a four-year starter for the Bulldogs, was a second team All-Southern Conference selection in 2010.

Following his graduation in 2012 with a degree in business administration, Dallas spent three years with Enterprise Car Rentals where he rose to assistant branch manager and was honored with the No. 1 account executive in the country three times.

Dallas has worked as a recruiting assistant, player personnel assistant and offensive quality control coaching during his time with the Demon Deacons.



Blake EDMUNDS

Assistant Athletic Director, Marketing
8th Year ■ South Carolina, 2009

Blake Edmunds is entering his first year as an Assistant Athletic Director for Marketing after serving three seasons as the Director of Marketing

Edmunds previously served at Wake Forest as the Assistant Director of Marketing for two years, a ticket sales consultant for one season and a marketing intern for a year.

A native of Chesapeake, Va., Edmunds graduated from the University of South Carolina in 2009 with a degree in Sport and Entertainment Management. While at USC, he completed a marketing internship with South Carolina Athletics and acted as the school's mascot, Cocky, for three years, winning the NCAA Mascot National Championship in 2009.

He and his wife Kristin reside in Winston-Salem.



DEACON FOOTBALL SUPPORT STAFF

Ann FLYNN

Assistant Director, Student-Athlete Services & Academic Counselor

17th Year ■ Salem College

Ann Flynn is entering her 17th year in the Wake Forest Athletic Department. She currently serves as an Assistant Director, Student Athlete Services & Academic Counselor for the Demon Deacon football team.

Flynn is responsible for helping student-athletes fulfill the undergraduate academic requirements, while also teaching time management skills and coordinating tutors and study halls. She works specifically with the football players on the defensive unit.

Prior to coming to Wake Forest, Flynn was a stay-at-home mother and raised her three sons, Brady, Kenley and Emery before working at Kernersville Elementary as a computer lab instructor and fourth grade teacher's assistant.

Born in Rock Hill, S.C., Flynn grew up in Cary, N.C. She received her B.A. in Sociology from Salem College in Winston-Salem.

Flynn and husband, Bill, live in Kernersville.



John FORD, JR.

Video & Operations Assistant

3rd Year ■ Rutgers, 2013

John Ford, Jr. is in his third season on the Demon Deacon staff as a Football Operations and Video Assistant.

He works closely with Director of Football Operations Jordan Jarry and Video Coordinator Ben Cauthen. Ford's primary responsibilities are providing assistance for coordination of team travel, team meals, player housing, and assisting in game day operations of the team, along with editing practice film, game footage and opponent footage. He also assists in recruiting operations such as recruiting events, summer camps, clinics, special events, and all aspects of day-to-day football operations. He also helps organize community service and volunteer events.

Ford came to Wake Forest from Rutgers where he was an Operations and Video assistant for two seasons, assisting in the day-to-day and game day operations of the team, along with editing practice film, game footage and opponent footage. Ford also assisted the coaching staff in game preparation and analysis.

Ford graduated from Rutgers in 2013 with a degree in communication. He was a student video and recruiting assistant for the Scarlet Knights as an undergrad. A native of Piscataway, N.J., Ford Lettered in football and basketball in high school.



Bryant GROSS-ARMIENTO

Recruiting Assistant/Quality Control

1st Year ■ Wake Forest, 2017

Bryant Gross-Armiento joined the Deacon staff in the summer of 2017 following his graduation from Wake Forest. His role with the Demon Deacons will include working as a recruiting assistant as well as providing quality control duties.

Gross-Armiento began his football playing career at Rutgers before transferring to Wake Forest in 2014. However, a series of injuries prevented him from getting on the field with the Deacons.

The No. 71-rated safety in the nation by ESPN.com coming out of Fort Lauderdale, Fla. American Heritage High School, Gross Armiento helped the Patriots to a 9-2 record as a senior and a berth in the Florida Class 5A playoffs.

Gross-Armiento earned his degree from Wake Forest in May, 2017 as a communication major with a minor in economics and sociology.



Chris HANKS

Assistant Athletic Trainer

2nd Year ■ Ohio, 1989

Chris Hanks is in his second season as the head athletic trainer for Wake Forest football. Hanks joined the Demon Deacons following a three-year stint as the head trainer for the Chicago Bears.

Hanks is a 1989 graduate of Ohio University with a Bachelor of Science degree in physical education with a special emphasis in athletic training and athletic administration. He earned his Master of Sports Management degree from Richmond in 1992.

Following his graduation from Ohio, Hanks accepted a graduate assistant position at the University of Richmond while also working as a trainer with the Richmond Braves (AAA). He was promoted to assistant trainer at Richmond in 1990 and served in that capacity until being promoted to head trainer in 1997. He left Richmond to become an assistant trainer with the Bears in 2000 and was promoted to head trainer in 2012.

Hanks is a member of the National Athletic Trainers Association. He and his wife Tracy are the parents of two daughters, Clare and Aerin.



Montel HARDY

Recruiting Assistant

1st Year ■ Bradley, 2013

Montel Hardy joined the Wake Forest football staff in 2017 as a recruiting assistant. He came to Wake Forest after earning his master's in Sports Management at Northern Illinois.

Hardy brings extensive knowledge in analytics and scouting. He was a scouting assistant with Ourlads Scouting Service where he analyzed tape on college football players from all three NCAA divisions. His master's thesis at NIU evaluated over 100 NFL quarterbacks and analyzed their statistical production and combine metrics to determine future NFL success.

A 2013 graduate of Bradley University in Peoria, Ill., Hardy majored in public relations.



Brandon HOURIGAN

Director, Sports Performance

4th Year ■ Plymouth State, 1995

Brandon Hourigan is in his fourth season as a Director of Sports Performance at Wake Forest. This season will be his 10th season working with head coach Dave Clawson.

Hourigan came to Wake Forest after three seasons with Clawson at Bowling Green. He was responsible for overseeing the strength and conditioning for all 18 sports at BGSU.

Hourigan brings with him a vast array of experience with multiple sports from his time at Bowling Green, Virginia, Richmond and Northeastern. In 2009-10, he served as the Head Strength and Conditioning coach at Virginia, where he worked closely with the football program.

Prior to Virginia, he was the head strength and conditioning coach for football at Richmond from 2005-08, where he also worked with head coach Dave Clawson for three seasons (2005-07). He oversaw all of the fitness duties for the Spiders, who won the 2008 NCAA Football Championship Subdivision title. Hourigan also worked with multiple other sports during his time at Richmond.

Before his appointment in Richmond, Hourigan was the assistant coordinator of speed, strength and conditioning at Northeastern University. He worked with the Huskies' football, men's and women's basketball, men's and women's hockey, volleyball, men's and women's soccer and men's and women's track and field programs.



DEACON FOOTBALL SUPPORT STAFF

Hourigan has also worked as an assistant strength and conditioning coach on the collegiate level at Arizona (2001) and Clemson (1998-99). He also served as a strength and conditioning intern for the Kansas City Chiefs of the NFL in 1999.

Hourigan graduated with a bachelor of sciences in Physical Education from Plymouth State University where he was a four-year letterwinner in football. At Clemson, he completed work toward a masters of sciences in guidance and counseling.

Hourigan and his wife, Amy, have two sons, Brandon, Jr. and Connor as well as one daughter, Ava.

Candra HOWELL

Recruiting Assistant - On-Campus Recruiting Coordinator

1st Year ■ Tennessee, 2012

Candra Howell joined the Wake Forest recruiting staff in 2017 after two seasons at Middle Tennessee State. She coordinates on-campus recruiting visits for prospective Wake Forest football student-athletes.

A 2015 graduate of Tennessee with a degree in public relations, Howell worked in the Vols' recruiting office as an undergraduate and for two and a half years after graduating where she helped in the administration of all camps, clinics and recruiting functions. Following graduation, she spent one year with Aegis Sciences Corporation where she worked in sports client services. Howell returned to school at MTSU where she was a graduate assistant in recruiting operations while earning a master's in leisure and sport management.



Jordan JARRY

Assistant AD/Football Operations

4th Year ■ Georgetown, 2005

Jordan Jarry is in his first season as an Assistant Athletic Director for Football Operations after three seasons as Director of Football Operations at Wake Forest. He is responsible for the day-to-day operation of the football program as well as coordinating all team travel.

Jarry came to Wake Forest after three seasons as director of operations for the football program at UMass. Not only did he oversee the daily operation of the program, he also was the staff liaison to the university, monitored the team's budget and coordinated numerous external relations projects such as coaches clinics, women's clinics and alumni reunions. Jarry also played a key role in UMass' transition to the FBS level.

Prior to his time at UMass, Jarry spent the 2010 season as the outside linebackers coach at the Colorado School of Mines where he also assisted in recruiting, video coordinating and strength and conditioning.

With the Ore Diggers, Jarry helped coach a defense that led CSM to the 2010 Rocky Mountain Athletic Conference Championship and a spot in the NCAA Division II Playoffs. The defensive unit led the RMAC in sacks (36) and ranked second in red-zone defense and interceptions.

Prior to CSM, the Nashua, N.H., native spent five years (2005-10) working in the Georgetown Athletics Department where he served as an account executive for ticket sales and corporate sponsorship. He assisted the department in producing over \$8 million in revenue while also working with over 100 corporate clients including Sprint, AMTRAK, GEICO, Xerox and Coca-Cola.

Jarry was a four-year letterwinner at Georgetown as a tight end for the Hoyas from 2001-04. He was named to the 2003 and 2004 Patriot League Academic Honor Roll and was a Dean's List student earning a degree in history in 2005. He received his master's degree in sports industry management from Georgetown in 2009.

Jarry and his wife Leigh Ann, were married in July 2014 and have one son, Colton. They reside in Winston-Salem.



Greg JONES

Graduate Assistant - Defense

2nd Year ■ Bucknell, 2010

Greg Jones enters his second season as a defensive graduate assistant on the Wake Forest coaching staff, where he works with the linebackers. Jones joined the Demon Deacon staff after working the previous three seasons at Cornell. With the Big Red, Jones was the secondary coach and added duties as the director of recruiting prior to the 2015 season. He helped tutor 2014 Ivy League Rookie of the Year Nick Gesualdi who set the school record for interceptions as a freshman.

Jones spent the 2012 season as the defensive coordinator and secondary coach at Kenyon College in Gambier, Ohio where he helped the team post a six-game improvement over the previous two seasons.

Jones started his coaching career in 2010 as the linebackers coach at Wilkes University in Wilkes-Barre, Pa. before moving to the University of Rhode Island in 2011 where he worked with all special teams units and focused his recruiting on the Midwest and West Coast.

A two-year captain at Bucknell, Jones collected 257 career tackles and was named team MVP in 2009 while also earning first team All-Patriot League honors. He was honored as the team's outstanding linebacker in 2008 and 2009 and as the club's most inspirational player in 2009.

Jones is a magna cum laude graduate of Bucknell with a degree in history. He was recognized as an FCS Athletic Directors Association Academic All-Star as a senior.

Greg and his wife Jordan reside in Winston-Salem.



Seth PAYNE

Graduate Assistant - Defense

3rd Year ■ Moravian, 2012

Seth Payne, a former all-conference defensive lineman, is in his third season after joining the staff in January, 2015. Payne spent the 2014 season as a defensive assistant at Villanova and he has continued to work with the defensive line with the Demon Deacons.

Prior to his stint with the Wildcats, Payne spent three seasons as an assistant coach at his alma mater, Moravian, working with the defensive line and linebackers.

Payne was four-year member of the Moravian football team from 2008-11 and was twice named to the All-Centennial Conference team. A team captain in 2011, Payne was a first team all-league defensive lineman in 2009 and a second team pick in 2010. An accounting major, Payne served as the treasurer of the Moravian Student-Athlete Advisory Committee from 2010-12.



Bonnie RAE

Administrative Coordinator

17th Year

Bonnie Rae is in her 17th year with the Demon Deacon football program, working as the Administrative Coordinator to Coach Dave Clawson and his staff. She is also responsible for the organization and management of the football office.

As an airline employee based in New York from 1976 to 1995, Rae traveled around the globe as a flight attendant. Rae, an Asheville, N.C. native, and her family returned to North Carolina in 1996.

Rae and her husband, Jim, also a recently retired law enforcement officer with 43 years of service, have three children — sons Rob and Ryan and daughter Melinda. They also have three granddaughters, Skylar, Erin and Kaitlin.



DEACON FOOTBALL SUPPORT STAFF

Taylor
REDD*Director of Recruiting**4th Year ■ Bowling Green, 2014*

Following a season as a recruiting assistant and two seasons as a graduate assistant, Taylor Redd was named the team's Director of Recruiting prior to the start of the 2017 season.

Redd, a December, 2013 graduate of Bowling Green State University with a degree in sport management, served as a student assistant under Dave Clawson at BGSU from 2010-13. He joined Clawson's staff in January, 2014 as an operations and recruiting assistant.

Redd earned a Master of Arts in Liberal Studies at Wake Forest in 2016.

Kevin
REIHNER*Graduate Assistant - Offense**1st Year ■ Stanford 2015*

Kevin Reihner, who played his college football at Stanford and Penn State, joined the Wake Forest staff as a graduate assistant coach in 2017.

Reihner was an all-state offensive lineman at Scranton, Pa. Prep and played at Stanford from 2011-14. He finished his playing career at Penn State in 2015 where he appeared in 13 games. As a Nittany Lion, Reihner followed his father, George, who played at Penn State 1974-77 before playing in the NFL with the Houston Oilers. Reihner's uncle, John, was a kicker for the Nittany Lions as well.

Following his time at Penn State, Reihner became an offensive quality control coach under head coach Andrew Breiner at Fordham in 2016 and helped the Rams to an 8-3 record and the fourth-ranked total offense in the FCS at nearly 500 yards per game.

Reihner will work with the offensive line at Wake Forest.

Steve
SHUTT*Associate Athletic Director, Athletic Communications**11th Year ■ Bowling Green, 1980*

Steve Shutt will begin his 11th year at Wake Forest and his 38th year in the field of athletic media relations in 2017-18.

Shutt joined the Wake Forest staff in July 2007 after two years at Wofford College as the associate athletic director for media relations.

Prior to Wofford, Shutt was the Associate Commissioner for Public Affairs for the Southern Conference, where he was responsible for managing the publicity and media relations efforts of the Conference. He served as the tournament director for the SoCon baseball championship and the league's liaison with the umpiring staff. Shutt was the media director for the 2002 NCAA Men's Basketball Championship First and Second Round site that the SoCon hosted in Greenville, S.C.

Shutt joined the Southern Conference in 1999 after serving as an account executive with Jeff Dezen Public Relations where he managed the Maxfli Golf and Dunlop Maxfli Canada accounts. Previously, he spent 12 years as the assistant athletic director for media relations at New Mexico State University.

Shutt attended Bowling Green State University earning a bachelor's degree in journalism in 1980. He became the sports information director at Indian River Community College in Fort Pierce, Fla. upon graduation before returning to BGSU as the assistant SID in 1982. He was promoted to SID in 1983 and remained in that position until 1987 when he left for NMSU.

Dan
WALLACE*Assistant Director, Athletic Communications**2nd Year ■ Iowa, 2013*

Dan Wallace joined the Wake Forest Athletic Communications staff in June of 2016. Wallace is the primary media contact for the women's basketball and men's tennis programs while serving as the secondary media contact for the football program.

Wallace came to Wake Forest from Western Illinois University, where he worked as a graduate assistant for Athletic Communications for two years. During his time, Wallace served as the primary contact for the women's basketball, volleyball, men's soccer, men's and women's tennis, and men's and women's track and field teams, while assisting with the coverage of football and men's basketball.

Prior to joining the staff at Western Illinois, Wallace spent five years at the University of Iowa. During his four years of undergrad, Wallace worked for Big Ten Network's 'Student U Productions' as a play-by-play and color commentator for a majority of Iowa's Olympic sports. During his senior year, Wallace also began working in the athletic communications office as a student worker, and spent a year following graduation as the full-time intern within the office.

The native of Clarendon Hills, Ill., earned a master's degree from Western Illinois in 2016 in sport management and bachelor's degrees from Iowa in 2013 in communication studies and sports studies. Wallace currently resides in Winston-Salem.

Ada
WEISS*Assistant Athletic Trainer**3rd Year ■ Wisconsin, 2013*

Weiss begins her third year as a member of the Wake Forest Sports Medicine staff and her second full year working with football. She was the athletic trainer for the field hockey team in 2015.

Weiss came to Wake Forest from the University of Virginia where she earned a master's degree in kinesiology-athletic training. While in Charlottesville she worked with several Cavalier athletes who earned All-America honors.

A native of Madison, Wis., Weiss is a 2013 graduate of the University of Wisconsin where she spent two seasons working with the Badger football team. She is a member of the National Athletic Trainers Association and lives in Winston-Salem.

Seth
YOUNGBLOOD*Assistant Director, Student-Athlete Services & Academic Counselor**7th Year ■ NC State, 2005*

Seth Youngblood is in his seventh season as an academic counselor for the football program.

Youngblood is responsible for monitoring the academic performance of Wake Forest student-athletes and helping them to fulfill their undergraduate academic requirements. He also coordinates study hall and tutors and aids in the development of time management skills for the student-athletes.

A native of Garner, N.C., Youngblood previously served on campus as an academic counselor in the Wake Forest Office of Academic Advising.

Youngblood earned a degree in psychology from NC State in 2005. He went on to earn a master's degree in Counselor Education from Clemson in 2008. During his time at NC State, Youngblood was an academic counselor intern for the Wolfpack football program.

Youngblood and his wife Megan reside in Winston-Salem.



UNIVERSITY ADMINISTRATION

Dr. Nathan O. HATCH

University President

13th Year

Wheaton College ■ 1968

Dr. Nathan O. Hatch became Wake Forest's 13th president on July 1, 2005.

The decade under his leadership has been characterized by achievements on five fronts: 1) clarifying Wake Forest's mission and strategic plan; 2) assembling a remarkable team of leaders; 3) making significant realignments in business and medicine to better position the University; 4) undertaking bold initiatives, such as making standardized tests optional for applicants, developing new programs to educate the whole person, reinventing the 21st century liberal arts education with personal and career preparedness as a key focus, and building greater community through a three-year residency requirement; and 5) leading Wake Will: The Campaign for Wake Forest, the largest fundraising effort in the University's history.

The strategic plan, approved by the Board of Trustees and embraced by the college community, strengthens Wake Forest's position as the nation's premier "collegiate university." This approach to education integrates an undergraduate liberal arts tradition with the vitality of a research university.

Additionally, Dr. Hatch completed a master planning process to ensure the physical development of the campus is aligned with the University's strategic goals. That plan also takes on important challenges in making the campus more sustainable. Wake Forest University currently is in the midst of a 10-year, \$625 million construction effort that reflects the institution's commitment to offer the best residential college experience in the country. In the past two years, Wake Forest celebrated the grand openings of the Sutton Center, McCreary Field House and a new building for the health and exercise science department; completed the second phase of the comprehensive transformation of Reynolds Gym; completed Maya Angelou Hall, a new South Campus residence hall for first-year students; and extensively renovated several of the 1950s residence halls surrounding Hearn Plaza.

Under Dr. Hatch's leadership, Wake Forest has also completed two major integration projects. Wake Forest's separate undergraduate and graduate business programs have been combined into one School of Business housed in Farrell Hall. He also was instrumental in merging Wake Forest University Health Sciences and North Carolina Baptist Hospital — each with revenues of some one billion dollars — into a single entity with common management under Dr. John McConnell.

Starting in 2017, new academic programs in Biomedical Sciences and Engineering anchor Wake Forest University's undergraduate presence, referred to as Wake Downtown, in Wake Forest Innovation Quarter. The decision, under Dr. Hatch's leadership, to literally and figuratively bring medical and liberal arts education together under one roof represents one of the most audacious efforts to reimagine undergraduate science education as we know it.

With the idea that leadership starts at home, Dr. Hatch has assembled a remarkable team of academic and administrative leaders. Throughout his academic career, he has been drawn to challenges that involve people and building organizations. "A university is a very complicated organization in modern society," he notes, "and it is critical to have outstanding leaders in all spheres, from academic programs to athletics, from investments to student development."

Regarded as a national leader in rethinking the college to career experience, Wake Forest has been at the forefront of transforming the traditional, outdated concept of "career services" into a holistic, four-year approach to personal and career development.

In a world that is increasingly linked via technology, Dr. Hatch emphasizes the art of face-to-face connection. In implementing a three-year residency requirement, he is building greater community by ensuring there are opportunities to collaborate, engage in conversation and solve problems together.

In one of Dr. Hatch's boldest moves to date, four years ago, he publicly launched Wake Will: The Campaign for Wake Forest, the largest fundraising effort in the University's history which provides student, faculty and facility support. As of July 2017, gifts from



more than 50,000 generous donors moved Wake Forest closer to its \$1 billion Reynolda Campus fundraising goal.

Dr. Hatch is an active leader in American higher education and in local and community affairs. He served on the board of the American Council on Education, and chair of the Division I Board of Directors of the NCAA when the organization restructured its governance in 2014. He is a past chair of the board of directors of the National Association of Independent Colleges and Universities. In 2014, the American Academy of Arts and Sciences elected Dr. Hatch among its newest members. He has also been very active in community development in Winston-Salem. A board member of the United Way of Forsyth County, he also served as Chairman of the 2010 United Way Campaign. He was honored with the 2017 Alumnus of the Year Award for Distinguished Service to Society by Wheaton College. On July 1, 2017, he was installed as the chair of the North Carolina Independent College and Universities.

Often described as affable, approachable and a lively conversationalist, Dr. Hatch has established a strong rapport with students; he has hosted reading groups with students at the President's House and he can occasionally be found taking a coffee break with them at Starbucks in the Z. Smith Reynolds library or having lunch in the Pit. He made an early positive impression when he arrived at his student-sponsored Inaugural Ball on the back of a motorcycle driven by the Demon Deacon.

He and his wife, Julie, a former public school teacher, have three children: Gregg, a 1997 graduate of Notre Dame, is a real estate professional in Seattle, WA; David, a 2000 Notre Dame graduate, received an MBA degree from Duke University in 2007 and works in finance in Charlotte, NC; and Beth, a 2007 graduate of Notre Dame, who earned her Master of Divinity at Duke Divinity School in Durham, N.C. in 2015. The Hatches also have seven grandchildren.

Dr. Hatch grew up in Columbia, S.C., where his father was a Presbyterian minister. A graduate of Wheaton College in Illinois, he received his master's and doctoral degrees from Washington University in St. Louis and held post-doctoral fellowships at Harvard and Johns Hopkins universities. He joined the faculty at Notre Dame in 1975. He was named provost, the university's second highest-ranking position, in 1996; a Presbyterian, he was the first Protestant to ever serve in that position at Notre Dame.

He is regularly cited as one of the most influential scholars in the study of the history of religion in America. He received national acclaim for his 1989 book, *The Democratization of American Christianity*, in which he examines how the rise of religious groups in the early 19th century helped shape American culture and foster democracy. The book was chosen in a survey of 2,000 historians and sociologists as one of the two most important books in the study of American religion. He is also the author or editor of seven other books on American history.

THE NATHAN HATCH FILE

BORN

- May 17, 1946 in Chicago, Illinois

FAMILY

- Wife — Julie
- Children — Gregg -- wife Kathy, daughters Lucy, Ellie, Julia; David -- wife Cassie, sons Charlie and Ben, daughter Edith; and Beth -- husband Jonathan, daughter Grace

EDUCATION

- Wheaton College — 1968
A.B. (summa cum laude)
- Washington (Mo.) University — 1972
A.M.
- Washington (Mo.) University — 1974
Ph.D.

PROFESSIONAL EXPERIENCE

- American Society of Church History, 1981-84
Executive Council
- Johns Hopkins University, 1974-75
Postdoctoral Fellow
- Harvard University, 1977-78
Charles Warren Fellow
- University of Notre Dame, 1975-88
Assistant to Full Professor, Dept. of History
- University of Notre Dame, 1980-83
Director of Graduate Studies, History
- University of Notre Dame, 1983-88
Associate Dean, College of Arts and Letters
Director, Inst. for Scholarship in the Liberal Arts
- University of Notre Dame, 1988-89
Acting Dean, College of Arts and Letters
- University of Notre Dame, 1989-96
Vice President for Graduate Studies & Research
Professor of History
- University of Notre Dame, 1999
The Andrew V. Tackes Professor of History
- University of Notre Dame, 1996-2005
University Provost
- Wake Forest University, 2005-present
University President

AWARDS, HONORS & NOTES

- Appointed by Bill Clinton to National Council on the Humanities
- Former President of the American Society of Church History
- Inducted into the American Academy of Arts and Sciences



ATHLETIC ADMINISTRATION

Ron
WELLMAN*Athletic Director**26th Year**Bowling Green ■ 1970*

During Ron Wellman's 25-year tenure as athletics director at Wake Forest University, the school's athletic facilities and fortunes have moved in a positive direction, both on and off the playing field.

Wellman, the dean of athletics directors in the Atlantic Coast Conference and one of the longest tenured in Division I, has elevated the Wake Forest University athletics program to its greatest level in school history. Since being named to the position in October, 1992, he has helped lead Wake's teams to unprecedented success both on the field and off.

Over the last three years, Wake Forest is the only school in the nation to have had a first round draft pick by teams in the NFL, NBA, MLB, WNBA and MLS.

Under Wellman's leadership, Wake Forest has won four national championships and 20 Atlantic Coast Conference championships and finished 23rd in the 2007 NACDA Director's Cup standings, its highest finish ever.

Wellman is only the fifth person to assume the top position in the athletic department at Wake Forest during the modern era of intercollegiate sports, following Pat Preston, Jim Weaver, Bill Gibson and Dr. Gene Hooks, Wake Forest's athletic director from 1964 through 1992.

Entering his 26th year in 2017-18, Wellman has played a large role in the shaping of intercollegiate athletics on a regional and national level. The chairman of the NCAA Division I Men's Basketball Championship committee in 2013-14, he has previously chaired both the NCAA Division I Management Council and the NCAA Baseball Committee. Wellman is a former president of the Division I-A Athletic Directors' Association and has served on the NCAA Diversity Leadership Strategic Planning Committee and chaired the NCAA Baseball Academic Enhancement Committee.

Wake Forest athletics has been prominent on the national scene in recent years. The football program has made five bowl appearances in the past 11 seasons, while the men's basketball program has earned a postseason invitation in 19 of the last 27 seasons.

The men's soccer program has been to five of the past 11 College Cups, while field hockey has appeared in nine Final Fours in the last 17 years. The men's and women's golf programs are perennial postseason contenders, with the women winning back-to-back ACC titles in 2009 and 2010.

Wellman's efforts in leading Wake Forest's rise to prominence have not gone unnoticed. In 2007-08, he was honored by two organizations. Street & Smith's Sports Business Journal named him College Athletic Director of the Year. The National Association of Collegiate Directors of Athletics (NACDA) selected Wellman as its AstroTurf AD of the Year for the Southeast Region—the second time in his career he has received that honor.

Off the playing fields, Wellman has helped to enhance the overall development of the student-athlete. He asks his coaches to stress academics, and he has instituted programs to assist and develop student-athletes away from competition such as the CHAMPS-Life Skills Program which helps prepare student-athletes for life after college.

Another obvious sign of the progress Wake Forest has made — and is continuing to make — under Wellman's leadership is the ambitious facility improvement program that the athletic department has undertaken.

Under Wellman's direction, Wake Forest opened McCreary Field House in January, 2016. The state-of-the-art indoor practice facility serves all Wake Forest teams with a 120-yard FieldTurf indoor practice field. New practice fields at the Doc Martin Football Practice Complex were installed



prior to the start of preseason camp in 2016 and Kentner Stadium received a new AstroTurf surface for field hockey and an upgrade in the running surface for the track and field teams. The baseball team's consecutive trips to the NCAA Regionals coincided with the opening the Baseball Player Development Center at David F. Couch Ballpark. "The Couch" project included a \$14 million Player Development Center that includes a team locker room, team lounge, training room, equipment room, video conference room, team meeting room, a full kitchen, coaches offices, professional players locker space, a Wake Forest baseball heritage area and an indoor batting facility.

Construction projects continue with the Sutton Performance Center and Shah Basketball Player Development Center, both due to open in 2018. The soccer practice fields received a total makeover in 2017.

BB&T Field, continues to receive multiple phases of cosmetic and structural changes. Recent upgrades to the facility have included the construction of McCreary Tower, the installation of a new FieldTurf surface and the construction of a state-of-the-art video board on the south side of the stadium. McCreary Tower, which opened to rave reviews in August of 2008, was the result of an aggressive fund-raising campaign, coupled with generous donations of supporters.

Wellman led the efforts in the construction of a new outdoor tennis center, which serves as the home to both of the Wake Forest tennis programs as well as the ATP's Winston-Salem Open and the 2018 NCAA Tennis Championships. The Arnold Palmer Golf Complex allows Wake Forest's golfers to practice at the premier on-campus facility in the nation.

The Haddock House, named for Hall of Fame golf coach Jesse Haddock, provides coaches offices and locker room space for Wake Forest's men's and women's golf teams. A recent renovation to the playing surface at Spry Stadium enhanced the home of Wake Forest's nationally-ranked men's and women's soccer teams.

Born in Celina, Ohio, Wellman earned his undergraduate degree from Bowling Green State University, where he was a pitcher on the baseball team. After receiving a master's from Bowling Green, he joined the faculty and coaching staff at Elmhurst (IL) College in 1971, serving as head baseball coach, assistant basketball and football coach and associate professor of health and physical education. Wellman was the director of athletics his last five years at Elmhurst.

He compiled a 210-136 record in baseball before leaving to become the head baseball coach at Northwestern University. In five seasons with the Wildcats, Wellman's teams posted a 180-97 record and 15 players signed professional contracts. Among those moving to the Major Leagues was Joe Girardi, an Academic All-America catcher who became the manager of the New York Yankees in 2007.

Wellman and his wife Linda have three daughters — An-

THE RON WELLMAN FILE

BORN

- May 2, 1948 in Celina, Ohio

FAMILY

- Wife — Linda
- Children — Angie (Tim), Nicole (Kevin), Melissa (Ben)
- Grandchildren — Cole (11), Connor (10), Sam (9), Miller (8), Riley (7), Emme (5), McKay (5), Anna Kate (4), Hank (3), Molly (3)

EDUCATION

- Bowling Green State University — 1970
B.S. in Business and Health & Physical Education
- Bowling Green State University — 1971
M.A. in Education

COACHING HISTORY

- Elmhurst College — 1971-80
Head Baseball Coach
Assistant Basketball and Football Coach
Assoc. Professor of health & physical education
- Northwestern University — 1981-86
Head Baseball Coach

ATHLETIC ADMINISTRATION HISTORY

- Elmhurst College — 1977-80
Athletic Director
- Mankato State University — 1986-87
Athletic Director
- Illinois State University — 1987-92
Athletic Director
- Wake Forest University — 1992-present
Athletic Director


AWARDS, HONORS, AND NOTES

- Longest tenured A.D. in the ACC
- Elmhurst College Athletics Hall of Fame — 1985
- CCIW Baseball Coach of the Year (1975, 76, 79, 80, 81)
- 1997-98 Chairman of NCAA Baseball Committee
- 2001-03 Chairman of NCAA Management Council
- 2002-03 NACDA Southeast Regional AD of the Year
- 2008 Athletic Director of the Year by SportsBusiness Journal and SportsBusiness Daily
- 2013-14 Chairman of NCAA Men's Basketball Selection Committee
- 2007-08 Chairman of NCAA Baseball Academic Enhancement Committee

gie, who works with the Executive Partners Mentorship Program in the WFU Schools of Business and is married to Tim Lynde, a Wake Forest alumnus and former basketball manager who is an associate commissioner of the Atlantic Coast Conference; Nicole, a pediatrician, and her husband, Kevin Rice, a Greensboro firefighter and former captain of WFU's men's soccer team, who live in Winston-Salem; and Melissa, founder and director of GirlCHARGE, and her husband, Ben Norman, an attorney, who live in Greensboro.

The Wellmans have 10 grandchildren including Connor, 10, Riley, 7, and McKay, 5 (Angie & Tim); Cole, 11, Sam, 9, Anna Kate, 4, and Molly, 3 (Nicole & Kevin); and Miller, 8, Emme, 5 and Hank, 3 (Melissa & Ben).

UNIVERSITY/ATHLETIC INFORMATION



McCREARY FIELD HOUSE

McCreary Field House, the new indoor practice facility for Demon Deacon athletics, opened in the spring of 2016. The 80,000-square foot structure features a 120-yard football field and weightlifting facilities for the Wake Forest football team.

McCreary Field House is the first phase of a planned \$58 million project that will include the Sutton Sports Performance Center. The Field House was constructed at a cost of \$21 million with Bob McCreary providing \$12.5 million as the lead gift on the project that was completely funded through private gifts.

Located behind Miller Center on Wake Forest's Reynolda campus, McCreary Field House is designed to benefit all 18 Wake Forest athletic programs. It will provide an area for teams to train year-round regardless of the weather conditions.

McCreary graduated from Wake Forest in 1961 and played football for the Deacons. He grew up in rural Caldwell County, N.C., and regularly credits the scholarship that provided him the opportunity to receive a Wake Forest education and enabled him to succeed in business and in life.

After a brief professional football career, McCreary worked for 20 years in sales and marketing in the

furniture industry before founding his own furniture company, McCreary Modern, in 1986.

McCreary Field House is roughly 200 feet by 400 feet with a peak height of 72 feet. Including site work, the entire facility was constructed in 18 months. The playing surface is an exact replica of the surface at BB&T Field, Wake Forest's home football stadium. The surface matches BB&T's surface in terms of appearance, pitch and playing turf.

The South end zone area is currently occupied by a 7,000-square-foot weight room that gives the football team a dedicated training area. All of the weight equipment will be moved to the Sutton Sports Performance Center when that facility is completed.

McCreary Field House features goalposts that are suspended from the ceiling and can be raised and lowered depending on the activity. Camera platforms are provided 28 feet above the playing surface to facilitate videotaping of practice activities.

The facility consists of 240,000 bricks, 543 tons of steel on the overall super structure and 95,000 square feet of standing metal seam roofing. Over 125,000 man-hours were invested in the construction of McCreary Field House.

ATHLETICS COMPLIANCE OFFICE

Todd HAIRSTON

Associate Athletic Director, Compliance
13th Year ■ Wake Forest, 1996



Manchester Athletic Center,
Suite 211 | P.O. Box 7716
Winston-Salem, NC 27106
(336) 758-4620

As a member of the ACC and NCAA, Wake Forest University is committed and obligated to the principle of institutional control and will maintain all aspects of its intercollegiate athletics program in full accordance with all University, ACC and NCAA rules.

The Wake Forest University Athletics Compliance Office is the entity within the Athletics Department responsible to coordinate, administer, monitor and verify the accurate and timely completion of NCAA-required procedures and to assist in maintaining institutional compliance with all NCAA, ACC and University rules,

as well as to investigate any potential, and report all, violations of those rules. In addition, the Athletics Compliance Office provides educational programming and interpretive support to ensure that all individuals involved with the athletics program fully understand the University's compliance expectations. All facets of the Athletics Compliance Office are overseen and directed by the Associate Athletic Director for Compliance, Todd Hairston. All questions regarding NCAA rules should be directed to Hairston.

BOARD OF TRUSTEES

(July 1, 2017 - June 30, 2018)

Diana M. Adams Bartlesville, OK	Mary R. Farrell Summit, NJ	Steven S Reinemund Denver, CO
John I. Bitove, Jr. Toronto, Ontario, Canada	Helen Hough Feinberg St. Pete Beach, FL	Gerald F. Roach Raleigh, NC
Shelmer D. Blackburn, Jr. Purlear, NC	Donald E. Flow Winston-Salem, NC	Jorge Rodriguez Mexico City, Mexico
Donna A. Boswell Winston-Salem, NC	Jorge A. Fournier Guaynabo, Puerto Rico	Harold O. Rosser New Canaan, CT
Peter C. Brockway Boca Raton, FL	Richard Alan Fox Houston, TX	Michael J. Selverian, Sr. St. Davids, PA
Bobby R. Burchfield McLean, VA	Dr. Nathan O. Hatch President, <i>ex officio</i>	Mit B. Shah Atlanta, GA
Jocelyn Burton Oakland, CA	Frank B. Holding, Jr. Raleigh, NC	Janice K. Story Atlanta, GA
H. Lawrence Culp, Jr. McLean, VA	Lawrence D. Hopkins M.D. Advance, NC	Ben C. Sutton, Jr. Winston-Salem, NC
Jermyn M. Davis Denver, CO	Matthew A. King Brentwood, TN	Lloyd P. Tate, Jr. Southern Pines, NC
Thomas A. Dingleline Winston-Salem, NC	Deborah D. Lambert Pinehurst, NC	Cathy Wall Thomas, M.D. Chapel Hill, NC
James E. Dixon Manhasset, NY	John R. Lowden Greenwich, CT	Shannan Spence Townsend Charlotte, NC
David W. Dupree Washington, DC	James J. Marino Johns Island, SC	David I. Wahrhaftig Larchmont, NY
Hon. Donna F. Edwards Oxon Hill, MD	John M. McAvoy Charleston, SC	Katherine B. Wright Rancho Santa Fe, CA
Cantey M. Ergen Littleton, CO	Jane McGraw Short Hills, NJ	Charles Jeffrey Young Winston-Salem, NC
Herman E. Eure Kernersville, NC	John K. Medica Middleburg, VA	
Lisbeth Clark Evans Winston-Salem, NC	Ogden Phipps II Old Brookville, NY	

LIFE TRUSTEES

Jerry H. Baker Macon, NC	Murray C. Greason, Jr. Winston-Salem, NC	Celeste M. Pittman Rocky Mount, NC
James L. Becton, M.D. Augusta, GA	William B. Greene, Jr. Boones Creek, TN	Frances P. Pugh Raleigh, NC
Ranlet S. Bell Hobe Sound, FL	Harvey R. Holding Jacksonville Beach, FL	Michael G. Queen Wilmington, NC
Bert L. Bennett Pfafftown, NC	Albert R. Hunt Washington, DC	Deborah K. Rubin Winston-Salem, NC
W. Louis Bissette, Jr. Asheville, NC	Amb. Jeanette W. Hyde Raleigh, NC	Andrew J. Schindler Winston-Salem, NC
Louise Broyhill Winston-Salem, NC	James W. Johnston Mooresville, NC	Adelaide A. Sink Thonotosassa, FL
Janice W. Calloway Dallas, TX	Donald D. Leonard Myrtle Beach, SC	K. Wayne Smith Newton, NC
J. Donald Cowan, Jr. Raleigh, NC	Dee Hughes LeRoy Winston-Salem, NC	D. E. Ward, Jr., MD Lumberton, NC
Ronald E. Deal Hickory, NC	William L. Marks New Orleans, LA	James T. Williams, Jr. Greensboro, NC
A. Doyle Early, Jr. High Point, NC	Theodore R. Meredith Vero Beach, FL	Lonnie B. Williams Wilmington, NC
Victor I. Flow, Jr. Winston-Salem, NC	Russell W. Meyer, Jr. Wichita, KS	Kyle A. Young, M.D. Greensboro, NC
Marvin D. Gentry King, NC	L. Glenn Orr, Jr. Winston-Salem, NC	

2016 RESULTS & STATISTICS

2016 SEASON RESULTS (7-6, 3-5 ACC)

Date	Opponent	Score	Overall	ACC	Time	Attend
Sept. 1	TULANE	W, 7-3	1-0	0-0	2:58	24,398
Sept. 10	at Duke *	W, 24-14	2-0	1-0	3:18	21,077
Sept. 17	DELAWARE	W, 38-21	3-0	1-0	3:14	25,972
Sept. 24	at Indiana	W, 33-28	4-0	1-0	3:35	45,519
Oct. 1	at NC State *	L, 16-33	4-1	1-1	3:25	58,200
Oct. 8	SYRACUSE *	W, 28-9	5-1	2-1	3:24	25,162
Oct. 15	at #14 Florida State *	L, 6-17	5-2	2-2	3:23	77,102
Oct. 29	ARMY WEST POINT	L, 13-21	5-3	2-2	3:12	27,948
Nov. 5	VIRGINIA *	W, 27-20	6-3	3-2	3:15	25,334
Nov. 12	at #5 Louisville *	L, 12-44	6-4	3-3	3:25	51,218
Nov. 19	#5 CLEMSON *	L, 13-35	6-5	3-4	3:12	31,512
Nov. 26	BOSTON COLLEGE *	L, 14-17	6-6	3-5	3:05	24,866
Dec. 27	vs. #23 Temple ^	W, 34-26	7-6	3-5	3:26	26,656

Home games in **BOLD CAPS**; *ACC game; ^ Military Bowl (Annapolis, Md.)

DEFENSIVE STATISTICS

DEFENSE	GP	Solo	Ast	Total	TFL-Yds	Sacks	Int-Yds	BrUp	QBH	FR-Yds	FF	Blk	Saf
8 Marquel Lee	13	63	42	105	20.0-68	7.5-46	.	.	4	.	3	.	.
3 Jessie Bates	13	70	30	100	3.5-7	.	5-158	4	1	.	1	.	.
26 Thomas Brown	13	40	25	65	8.5-43	4.0-25	.	4	4	.	2	.	.
25 Brad Watson	13	49	14	63	1.0-1	.	2-7	6	.	.	2	1	.
53 Duke Ejiofor	13	30	20	50	17.0-113	10.5-93	1-1	4	4	2-0	2	.	.
22 Ryan Janvion	11	32	14	46	1.5-4	.	1-0	1	.	1-0	.	.	.
24 Josh Okonye	13	21	15	36	0.5-0	.	.	3	1	1-0	.	.	.
6 Jaboree Williams	11	21	15	36	5.5-23	2.0-16	.	.	2
50 Grant Dawson	13	21	14	35	2.5-4	.	1-6	1	1
2 Cameron Glenn	9	26	9	35	1.0-1	.	1-41	.	.	3-88	1	.	.
40 Josh Banks	12	19	15	34	8.0-51	4.5-39	.	.	4	1-39	1	.	.
14 Wendell Dunn	13	23	9	32	6.0-15	2.5-12	.	.	1	1-0	.	.	.
34 Demetrius Kemp	10	20	11	31	4.0-16	1.0-10	.	1	1	.	1	.	.
48 Willie Yarbary	12	13	8	21	2.5-27	2.5-27	.	1
10 Amari Henderson	11	13	7	20	.	.	1-0	9	.	1-0	.	.	.
96 Chris Stewart	12	12	8	20	4.0-17	2.5-9	.	3	2	.	.	1	.
23 Justin Strnad	13	12	7	19
21 Essang Bassey	13	16	3	19	1.5-2	.	.	3	.	1-0	1	.	.
51 Chris Calhoun	13	6	6	12	1.0-2	1.0-2	.	1	1
42 Julian Jackson	13	6	6	12	3.0-22	3.0-22	.	1	1	.	1	.	.
17 Traveon Redd	11	7	4	11
95 Sheldon Lewinson	5	6	2	8	1.0-1	.	.	.	3	1-0	.	.	.
45 Paris Black	12	4	3	7	.	.	.	1	1
11 Dionte Austin	12	7	.	7
35 Nate Mays	13	4	.	4
81 Steven Claude	12	2	2	4
54 Elontae Bateman	4	1	2	3	1.0-1
9 Chuck Wade	13	2	1	3	1-0	.	.	.
20 Dezmond Wortham	12	2	.	2
85 Cam Serigne	12	1	1	2
10 John Wolford	12	2	.	2
36 Cade Carney	10	2	.	2
15 Garrett Wilson	6	.	1	1
57 Ali Lamot	5	1	.	1	1.0-1	.	.	.	1
44 Kalin McNeil	7	1	.	1
7 Mike Weaver	13	1	.	1
TM TEAM	10	1	.	1
48 Dom Maggio	13	1	.	1
73 Jake Benzinger	11	1	.	1
74 Phil Haynes	13	1	.	1
32 Charles Argenzio	13	1-0	.	.	.
52 Dayton Diemel	7	1-0	.	.	.
Total.....	13	560	294	854	94-419	41-301	12-213	43	32	15-127	15	2	.
Opponents.....	13	523	346	869	77-382	39-251	13-93	47	29	6-7	10	1	1

SPECIAL TEAMS TACKLES

17 Redd.....8	81 Claude.....3	42 Jackson.....2	11 Austin.....1	85 Serigne.....1
23 Strnad.....6	50 Dawson.....3	8 Lee.....2	26 Brown.....1	7 Weaver.....1
21 Bassey.....5	22 Janvion.....3	35 Mays.....2	36 Carney.....1	15 Wilson.....1
34 Kemp.....4	9 Wade.....3	24 Okonye.....2	48 Maggio.....1	
25 Watson.....4	45 Black.....2	20 Wortham.....2	44 McNeil.....1	

TEAM STATISTICS

	WF	OPP
SCORING	265	288
Points Per Game	20.4	22.2
Points Off Turnovers	83	58
FIRST DOWNS	225	251
Rushing	111	107
Passing	94	129
Penalty	20	15
RUSHING YARDAGE	1895	1851
Yards gained rushing	2304	2283
Yards lost rushing	409	432
Rushing Attempts	533	485
Average Per Rush	3.6	3.8
Average Per Game	145.8	142.4
TDs Rushing	17	20
PASSING YARDAGE	2154	2966
Comp-Att-Int	190-353-13	241-418-12
Average Per Pass	6.1	7.1
Average Per Catch	11.3	12.3
Average Per Game	165.7	228.2
TDs Passing	9	16
TOTAL OFFENSE	4049	4817
Total Plays	886	903
Average Per Play	4.6	5.3
Average Per Game	311.5	370.5
KICK RETURNS: #-Yards	34-647	29-691
PUNT RETURNS: #-Yards	22-70	30-274
INT RETURNS: #-Yards	12-213	11-93
KICK RETURN AVERAGE	19.0	23.8
PUNT RETURN AVERAGE	3.2	9.1
INT RETURN AVERAGE	17.8	7.2
FUMBLES-LOST	14-6	25-15
PENALTIES-Yards	61-501	70-618
Average Per Game	38.5	47.5
PUNTS-Yards	83-3438	74-2997
Average Per Punt	41.4	40.5
Net punt average	36.4	37.9
KICKOFFS-Yards	63-4030	59-3557
Average Per Kick	64.0	60.3
Net kick average	40.3	39.2
TIME OF POSSESSION/Game	30:49	29:11
3RD-DOWN Conversions	71/204	62/182
3rd-Down Pct	35%	34%
4TH-DOWN Conversions	7/17	9/21
4th-Down Pct	41%	43%
SACKS BY-Yards	41-301	39-251
MISC YARDS	0	-81
TOUCHDOWNS SCORED	29	37
FIELD GOALS-ATTEMPTS	21-27	10-17
ON-SIDE KICKS	0-1	1-1
RED-ZONE SCORES	(36-40) 90%	(35-45) 78%
RED-ZONE TOUCHDOWNS	(20-40) 50%	(27-45) 60%
PAT-ATTEMPTS	(28-28) 100%	(34-35) 97%
ATTENDANCE	185192	253116
Games/Avg Per Game	7/26456	5/50623
Neutral Site Games		1/26656

SCORE BY QTRS. 1st 2nd 3rd 4th OT Total

Wake Forest	44	118	64	39	-	265
Opponents	97	40	62	89	-	288

2016 INDIVIDUAL STATISTICS

RUSHING	GP	Att	Gain	Loss	Net	Avg	TD	Long	Avg/G
Matt Colburn	13	151	651	25	626	4.1	2	29	48.2
Cade Carney	10	156	603	14	589	3.8	6	55	58.9
John Wolford	12	130	735	214	521	4.0	6	64	43.4
Kendall Hinton	3	25	142	17	125	5.0	2	32	41.7
Tyler Bell	11	20	97	0	97	4.8	1	15	8.8
Rocky Reid	4	22	56	2	54	2.5	0	9	13.5
Chuck Wade	13	5	14	8	6	1.2	0	8	0.5
Tabari Hines	13	3	6	10	-4	-1.3	0	5	-0.3
Kyle Kearns	5	4	0	31	-31	-7.8	0	0	-6.2
TEAM	10	17	0	88	-88	-5.2	0	0	-8.8
Total	13	533	2304	409	1895	3.6	17	64	145.8
Opponents	13	485	2283	432	1851	3.8	20	55	142.4

PASSING	G	Effic	C-A	Int	Pct	Yds	TD	Lng	Avg/G
John Wolford	12	108.60	166-299	10	55.5	1774	9	48	147.8
Kyle Kearns	5	75.15	13-35	2	37.1	206	0	51	41.2
Kendall Hinton	3	124.29	11-19	1	57.9	174	0	62	58.0
Total	13	106.13	190-353	13	53.8	2154	9	62	165.7
Opponents	13	124.15	241-418	12	57.7	2966	16	75	228.2

RECEIVING	G	No.	Yds	Avg	TD	Long	Avg/G
Tabari Hines	13	38	447	11.8	3	48	34.4
Cortez Lewis	12	32	415	13.0	1	37	34.6
Cam Serigne	12	30	426	14.2	3	41	35.5
Chuck Wade	13	24	245	10.2	1	51	18.8
Alex Bachman	13	23	248	10.8	1	62	19.1
Matt Colburn	13	13	143	11.0	0	21	11.0
Cade Carney	10	12	74	6.2	0	15	7.4
Scotty Washington	12	10	115	11.5	0	26	9.6
Steven Claude	12	2	27	13.5	0	14	2.2
Tyler Bell	11	2	15	7.5	0	15	1.4
Devin Pike	13	2	9	4.5	0	8	0.7
Tyler Hayworth	12	1	-4	-4.0	0	0	-0.3
John Wolford	12	1	-6	-6.0	0	0	-0.5
Total	13	190	2154	11.3	9	62	165.7
Opponents	13	241	2966	12.3	16	75	228.2

TOTAL OFFENSE	G	Plays	Rush	Pass	Total	Avg/G
John Wolford	12	429	521	1774	2295	191.2
Matt Colburn	13	151	626	0	626	48.2
Cade Carney	10	156	589	0	589	58.9
Kendall Hinton	3	44	125	174	299	99.7
Kyle Kearns	5	39	-31	206	175	35.0
Tyler Bell	11	20	97	0	97	8.8
Rocky Reid	4	22	54	0	54	13.5
Chuck Wade	13	5	6	0	6	0.5
Tabari Hines	13	3	-4	0	-4	-0.3
TEAM	10	17	-88	0	-88	-8.8
Total	13	886	1895	2154	4049	311.5
Opponents	13	903	1851	2966	4817	370.5

SCORING	TD	FGs	Kick	Rush	Rcv	Pass	DXP	Saf	Points
Mike Weaver	0	21-27	28-28	0-0	0	0-0	0	0	91
John Wolford	6	0-0	0-0	0-0	0	0-1	0	0	36
Cade Carney	6	0-0	0-0	0-0	0	0-0	0	0	36
Tabari Hines	3	0-0	0-0	0-0	0	0-0	0	0	18
Cam Serigne	3	0-0	0-0	0-0	0	0-0	0	0	18
Matt Colburn	2	0-0	0-0	0-0	0	0-0	0	0	12
Kendall Hinton	2	0-0	0-0	0-0	0	0-0	0	0	12
Jessie Bates	2	0-0	0-0	0-0	0	0-0	0	0	12
Cameron Glenn	1	0-0	0-0	0-0	0	0-0	0	0	6
Alex Bachman	1	0-0	0-0	0-0	0	0-0	0	0	6
Tyler Bell	1	0-0	0-0	0-0	0	0-0	0	0	6
Chuck Wade	1	0-0	0-0	0-0	0	0-0	0	0	6
Cortez Lewis	1	0-0	0-0	0-0	0	0-0	0	0	6
Total	29	21-27	28-28	0-0	0	0-1	0	0	265
Opponents	37	10-17	34-35	0-0	0	0-2	0	1	288

PUNTING	No.	Yds	Avg	Long	TB	FC	I20	Blkd
Dom Maggio	72	3026	42.0	80	7	12	24	1
Mike Weaver	10	412	41.2	57	0	3	3	0
TEAM	1	0	0.0	0	0	0	0	0
Total	83	3438	41.4	80	7	15	27	1
Opponents	74	2997	40.5	72	6	31	16	0

KICKOFFS	No.	Yds	Avg	TB	OB	Retn	Net	YdLn
Mike Weaver	63	4030	64.0	32	2			
Total	63	4030	64.0	32	2	23.8	40.3	24
Opponents	59	3557	60.3	24	0	19.0	39.2	25

FIELD GOALS	FGM-A	Pct	1-19	20-29	30-39	40-49	50-99	Lg	Blk
Mike Weaver	21-27	77.8	0-0	4-4	11-12	6-10	0-1	46	0

FG SEQUENCE	Wake Forest	Opponents
Tulane	-	(41),43B
Duke	(34)	30,43
Delaware	(42),31	-
Indiana	(46),(30)	36B
NC State	(34),(29),(41)	(20),(48)
Syracuse	-	-
Florida State	(34),(29),40	47,(29)
Army West Point	(37),46,(34)	29
Virginia	(46),48,(36)	-
Louisville	(37),(45),(33),(38)	(28),43
Clemson	(42),(23)	-
Boston College	51,40	(22)
Temple	(25),(30)	(45),(24),(32),(38)

Numbers in (parentheses) indicate field goal was made. B=blocked

ALL PURPOSE	GP	Rush	Rec	PR	KOR	IR	Total	Avg/G
Matt Colburn	13	626	143	0	0	0	769	59.2
Cade Carney	10	589	74	0	0	0	663	66.3
John Wolford	12	521	-6	0	0	0	515	42.9
John Armstrong	9	0	0	0	488	0	488	54.2
Tabari Hines	13	-4	447	-3	0	0	440	33.8
Cam Serigne	12	0	426	0	0	0	426	35.5
Cortez Lewis	12	0	415	0	0	0	415	34.6
Chuck Wade	13	6	245	0	16	0	267	20.5
Alex Bachman	13	0	248	0	0	0	248	19.1
Jessie Bates	13	0	0	73	0	158	231	17.8
Steven Claude	12	0	27	0	141	0	168	14.0
Kendall Hinton	3	125	0	0	0	0	125	41.7
Scotty Washington	12	0	115	0	0	0	115	9.6
Tyler Bell	11	97	15	0	0	0	112	10.2
Rocky Reid	4	54	0	0	0	0	54	13.5
Cameron Glenn	9	0	0	0	0	41	41	4.6
Devin Pike	13	0	9	0	0	0	9	0.7
Brad Watson	13	0	0	0	0	7	7	0.5
Grant Dawson	13	0	0	0	1	6	7	0.5
Jack Freudenthal	12	0	0	0	1	0	1	0.1
Tyler Hayworth	12	0	-4	0	0	0	-4	-0.3
Kyle Kearns	5	-31	0	0	0	0	-31	-6.2
TEAM	10	-88	0	0	0	0	-88	-8.8
Total	13	1895	2154	70	647	213	4979	383.0
Opponents	13	1851	2966	274	691	93	5875	451.9

PUNT RETURNS	No.	Yds	Avg	TD	Long
Jessie Bates	18	73	4.1	0	29
Tabari Hines	4	-3	-0.8	0	2
Total	22	70	3.2	0	29
Opponents	30	274	9.1	0	58

KICK RETURNS	No.	Yds	Avg	TD	Long
John Armstrong	22	488	22.2	0	80
Steven Claude	9	141	15.7	0	30
Grant Dawson	1	1	1.0	0	1
Jack Freudenthal	1	1	1.0	0	1
Chuck Wade	1	16	16.0	0	16
Total	34	647	19.0	0	80
Opponents	29	691	23.8	0	47

INTERCEPTIONS	No.	Yds	Avg	TD	Long
Jessie Bates	5	158	31.6	2	55
Brad Watson	2	7	3.5	0	7
Cameron Glenn	1	41	41.0	0	41
Amari Henderson	1	0	0.0	0	0
Ryan Janvion	1	0	0.0	0	0
Grant Dawson	1	6	6.0	0	6
Duke Ejiofor	1	1	1.0	0	1
Total	12	213	17.8	2	55
Opponents	13	93	7.2	1	31

FUMBLE RETURNS	No.	Yds	Avg	TD	Long
Cameron Glenn	2	88	44.0	1	83
Josh Banks	1	39	39.0	0	39
Total	3	127	42.3	1	83
Opponents	1	7	7.0	0	7

2016 GAME-BY-GAME STATISTICS

	TUL	DUKE	DEL	IND	NCSU	CUSE	FSU	ARMY	UVA	LOU	CLEM	BC	TEM
Total Offense	175 280	389 369	481 94	352 611	352 527	330 326	252 442	343 383	309 295	214 491	197 456	287 167	368 376
Plays	55 70	65 78	87 42	79 79	67 76	73 66	66 75	66 73	61 72	73 63	54 75	68 62	72 72
Rushing Yds.	79 146	239 37	302 56	180 115	69 200	190 158	68 123	123 238	226 105	73 346	71 254	150 93	125 -20
Passing Yds.	96 134	150 332	179 38	172 496	283 327	140 168	184 319	220 145	83 190	141 145	126 202	193 139	243 396
Passes C-A-I	12-21-0 12-23-0	9-16-1 31-48-1	15-28-1 6-20-0	16-29-0 28-47-5	27-46-0 24-37-0	13-22-1 17-26-1	16-34-2 22-37-1	23-43-3 6-9-1	9-10-0 20-40-2	13-24-1 14-26-0	7-18-0 23-33-0	16-33-2 10-23-0	14-29-2 28-49-1
Comp. Pct.	57.1 52.2	56.3 64.6	53.6 30.0	55.0 59.6	58.7 64.5	59.1 65.4	47.1 59.5	53.5 66.7	90.0 50.0	54.2 53.8	38.9 69.7	48.5 43.5	48.3 57.1
1st Downs	10 14	13 21	29 8	21 25	23 28	21 14	13 27	17 21	16 21	16 20	9 21	15 10	22 21
Field Goals	0-0 1-2	1-1 0-2	1-2 0-0	2-2 0-1	3-3 2-2	0-0 0-0	2-3 1-3	2-3 0-1	2-3 0-0	4-4 1-2	2-2 0-0	0-2 1-1	2-2 4-4
Punting	8-40.2 5-41.8	7-46.4 7-38.6	1-49.0 7-42.1	9-40.3 3-42.0	6-46.8 4-54.5	6-41.0 10-41.5	6-44.7 5-37.2	5-45.6 3-39.7	6-39.7 6-45.8	7-31.6 4-41.8	10-40.1 4-36.5	7-46.1 11-37.3	5-34.6 5-32.2
Time of Poss.	25.04 34:56	32:32 27:28	39:56 20:04	33:53 26:07	25:56 34:04	34:04 25:56	27:34 32:26	24:03 35:57	32:43 27:17	38:16 21:44	28:19 31:41	29:15 30:45	29:03 30:57
3rd Downs	7-15 8-20	6-17 5-15	10-17 2-9	8-20 5-14	4-14 7-14	7-16 5-16	5-16 4-12	3-13 7-14	6-14 2-12	5-18 5-12	2-15 7-15	2-15 4-17	6-14 1-12
Turnovers	3 1	2 3	2 0	0 5	0 0	2 2	3 4	3 2	0 3	2 3	0 1	3 1	2 2
Penalties	5-45 4-30	4-24 5-22	6-60 1-5	5-40 9-84	3-38 13-144	1-5 7-63	5-40 4-42	7-45 2-20	6-32 3-30	4-25 4-55	5-44 6-33	3-35 8-55	7-68 4-35
Punt Returns	2-1.0 2-5.0	1-1.0 3-14.3	1-(-6.0) 0-0.0	2-1.0 3-12.3	1-6.0 3-3.7	3-2.7 0-0	1-25.0 0-0	0-0 3-21.3	2-0.5 5-7.4	2-17.5 3-3.7	1-(-2.0) 4-5.8	3-(-1.3) 3-13.0	3-0.7 1-(-1.0)
Kickoff Returns	1-30.0 1-22.0	1-8.0 1-20.0	1-25.0 3-24.0	0-0.0 4-24.5	7-12.1 3-18.3	1-21.0 3-20.7	2-17.0 1-22.0	4-15.2 0-0	2-22.0 1-20.0	7-20.4 3-28.3	3-20.7 2-19.0	0-0 1-28.0	5-26.8 6-28.2
Sacks By Defense	4-28 1-3	5-24 4-15	1-11 1-9	2-12 2-6	1-4 4-24	5-31 1-6	3-30 5-36	1-9 0-0	5-29 3-9	5-31 7-51	0-0 4-31	5-33 4-38	4-59 3-23

Wake Forest totals on top; Opponents on bottom.

2016 STARTING LINEUPS

OFFENSE

	QB	RB	TE	WR	WR	WR	LT	LG	C	RG	RT
TULANE	Wolford	Carney	Serigne	Washington	Hines	Bachman	Herron	Hayworth	Harris	Haynes	Anderson
at Duke	Wolford	Carney	Serigne	Lewis	Wade	Bachman	Herron	Hayworth	Harris	Haynes	Anderson
DELAWARE	Hinton	Colburn	Serigne	Lewis	Hines	Bachman	Benzinger	Hayworth	Harris	Haynes	Anderson
at Indiana	Wolford	Colburn	Serigne	Lewis	Wade	Bachman	Herron	Hayworth	Harris	Haynes	Anderson
at NC State	Wolford	Colburn	Serigne	Lewis	Wade	Bachman	Herron	Hayworth	Harris	Haynes	Anderson
SYRACUSE	Wolford	Carney	Serigne	Pike (TE)	Hines	Bachman	Herron	Hayworth	Terry	Haynes	Anderson
at Florida State	Wolford	Carney	Argenzio	Pike (TE)	Wade	Bachman	Herron	Hayworth	Terry	Haynes	Anderson
ARMY	Wolford	Carney	Serigne	Lewis	Hines	Bachman	Herron	Hayworth	Harris	Haynes	Anderson
VIRGINIA	Wolford	Carney	Serigne	Pike (TE)	Hines	Bachman	Herron	Hayworth	Harris	Haynes	Anderson
at Louisville	Wolford	Carney	Serigne	Pike (TE)	Argenzio (FB)	Washington	Herron	Gilliam	Osterhage	Haynes	Anderson
CLEMSON	Kearns	Carney	Serigne	Pike (TE)	Hines	Bachman	Herron	Hayworth	Harris	Haynes	Anderson
BOSTON COLLEGE	Wolford	Carney	Sergine	Pike (TE)	Hines	Bachman	Herron	Hayworth	Harris	Haynes	Anderson
vs. Temple	Wolford	Carney	Serigne	Washington	Hines	Bachman	Herron	Hayworth	Harris	Haynes	Anderson

DEFENSE

	DE	DT	NT	DE	ILB	ILB	ROV	CB	FS	SS	CB
TULANE	Ejorfor	Yarbary	Stewart	Dunn	Williams	Lee	Kemp	Watson	Janvion	Bates	Austin
at Duke	Ejorfor	Lewinson	Banks	Dunn	Dawson	Lee	Kemp	Watson	Janvion	Glenn	Austin
DELAWARE	Ejorfor	Stewart	Banks	Dunn	Dawson	Lee	Brown	Watson	Janvion	Glenn	Henderson
at Indiana	Ejorfor	Stewart	Banks	Dunn	Williams	Lee	Brown	Watson	Janvion	Bates	Henderson
at NC State	Ejorfor	Stewart	Banks	Dunn	Williams	Lee	Brown	Watson	Janvion	Bates	Henderson
SYRACUSE	Ejorfor	Stewart	Banks	Dunn	Kemp	Lee	Brown	Watson	Janvion	Bates	Henderson
at Florida State	Ejorfor	Stewart	Banks	Dunn	Williams	Lee	Brown	Watson	Janvion	Bates	Bassey
ARMY	Ejorfor	Stewart	Banks	Dunn	Williams	Lee	Brown	Watson	Janvion	Bates	Bassey
VIRGINIA	Ejorfor	Stewart	Banks	Dunn	Kemp	Lee	Brown	Watson	Janvion	Bates	Henderson
at Louisville	Ejorfor	Stewart	Banks	Dunn	Dawson	Lee	Brown	Watson	Okonye	Bates	Henderson
CLEMSON	Ejorfor	Stewart	Banks	Dunn	Williams	Lee	Brown	Watson	Okonye	Bates	Henderson
BOSTON COLLEGE	Ejorfor	Stewart	Banks	Dunn	Williams	Lee	Brown	Watson	Glenn	Bates	Henderson
vs. Temple	Ejorfor	Yarbary	Banks	Dunn	Williams	Lee	Brown	Watson	Dawson (LB)	Bates	Kemp (LB)

2016 ACC STATS

2016 ACC STANDINGS

ATLANTIC	W	L	PF	PA	W	L	PF	PA	H	A
Clemson	7	1	316	160	14	1	588	270	6-1	5-0
Louisville	7	1	367	161	9	4	553	280	5-1	4-2
Florida State	5	3	240	203	10	3	556	293	4-1	4-2
Wake Forest	3	5	140	189	7	6	265	288	4-3	2-3
NC State	3	5	173	207	7	6	361	296	4-3	2-3
Boston College	2	6	96	275	7	6	265	325	3-4	3-2
Syracuse	2	6	191	337	4	8	308	463	2-4	2-3
COASTAL	W	L	PF	PA	W	L	PF	PA	H	A
Virginia Tech	6	2	272	147	10	4	490	319	5-1	4-2
Miami	5	3	235	174	9	4	446	241	4-2	4-2
North Carolina	5	3	228	208	8	5	544	355	4-2	4-1
Pitt	5	3	357	309	8	5	508	427	6-1	2-3
Georgia Tech	4	4	198	232	9	4	367	318	5-2	3-2
Duke	1	7	167	267	4	8	280	338	3-3	1-5
Virginia	1	7	165	276	2	10	270	405	1-5	1-5

ACC Championship Game (Orlando, Fla.): Clemson 42, Virginia Tech 35

WAKE FOREST AMONG ACC INDIVIDUAL LEADERS

(ALL GAMES)

OFFENSE

Cade Carney		
Rushing Yards/Game	58.9	11th
John Wolford		
Passing Yards/Game	147.8	12th
Total Offense	191.2	12th

SPECIAL TEAMS

Mike Weaver		
Field Goals/Game	1.62	T-1st
PAT Percentage	100.0	T-1st
Field Goal Percentage	77.8	5th
Scoring (Kick)	7.0	T-7th
Scoring	7.0	T-10th

Dom Maggio		
Punting	42.0	8th

Jessie Bates		
Punt Return Average	4.1	12th

John Armstrong		
Kick Return Average	22.2	10th

DEFENSE

Marquel Lee		
Tackles for Loss	20.0	5th
Sacks	7.5	T-10th
Tackles/Game	8.1	12th

Jessie Bates		
Interceptions	5	T-2nd
Tackles/Game	7.7	14th

Duke Ejiofor		
Sacks	10.5	T-4th
Tackles for Loss	17.0	8th

Amari Henderson		
Passes Defended/Game	0.91	10th

(CONFERENCE GAMES)

OFFENSE

Cade Carney		
Rushing Yards/Game	69.1	10th
John Wolford		
Passing Yards/Game	137.9	11th
Total Offense	182.3	11th
Passing Efficiency	107.3	12th

SPECIAL TEAMS

Mike Weaver		
Field Goals/Game	1.75	T-2nd
Field Goal Percentage	77.8	T-4th
Scoring (Kick)	7.0	5th
Scoring	7.0	10th

Dom Maggio		
Punting	42.6	6th

Jessie Bates		
Punt Return Average	5.3	5th

John Armstrong		
Kick Return Average	20.7	11th

DEFENSE

Marquel Lee		
Tackles for Loss	17.5	1st
Sacks	7.5	T-3rd
Tackles/Game	9.2	T-9th

Jessie Bates		
Interceptions	2	T-6th
Tackles/Game	8.4	T-13th

Duke Ejiofor		
Sacks	8.5	T-1st
Tackles for Loss	11.0	7th

Cameron Glenn		
Fumbles Recovered	3	1st

WAKE FOREST IN ACC TEAM STAT RANKINGS

CATEGORY	STAT	RANK
Scoring Offense	20.4	T-13th
ACC Games Only	17.5	13th
Rushing Offense	145.8	12th
ACC Games Only	135.8	T-8th
Passing Offense	165.7	12th
ACC Games Only	155.5	12th
Total Offense	311.5	13th
ACC Games Only	291.2	13th
Scoring Defense	22.2	3rd
ACC Games Only	23.6	5th
Rushing Defense	142.4	9th
ACC Games Only	164.5	9th
Pass Defense	228.2	8th
ACC Games Only	219.6	5th
Total Defense	370.5	8th
ACC Games Only	384.1	5th
Turnover Margin	0.62	2nd
ACC Games Only	0.62	T-2nd
First Downs	17.3	13th
ACC Games Only	15.8	13th
Opp First Downs	19.3	8th
ACC Games Only	20.2	T-6th
3rd Down Conversions	.348	12th
ACC Games Only	.296	13th
Opp 3rd Down Conv.	.341	6th
ACC Games Only	.345	4th
Sacks By	41	5th
ACC Games Only	29	T-1st
Sacks Against	39	13th
ACC Games Only	32	14th
Penalty Yards	38.5	1st
ACC Games Only	30.4	1st
Opp Penalty Yards	47.5	12th
ACC Games Only	55.5	7th
Field Goal Pct.	.778	3rd
ACC Games Only	.778	T-3rd
PAT Kicking	1.000	T-1st
ACC Games Only	1.000	T-1st
Net Punting	36.4	8th
ACC Games Only	36.7	7th
Punt Return Avg.	3.2	14th
ACC Games Only	5.0	11th
Kickoff Returns	19.0	14th
ACC Games Only	17.3	14th
Kickoff Coverage Net	40.3	8th
ACC Games Only	40.8	5th
Time of Possession	30:49	7th
ACC Games Only	31:04	6th
Red Zone Offense	.900	2nd
ACC Games Only	.864	3rd
Red Zone Defense	.778	1st
ACC Games Only	.889	12th

2016 ACC AWARDS (ACSMA)

ACC Coach of the Year

Justin Fuente, Virginia Tech

ACC Player of the Year

Lamar Jackson, Louisville

ACC Defensive Player of the Year

DeMarcus Walker, Florida State

ACC Rookie of the Year

Deondre Francois, Florida State

All-ACC Teams

FIRST TEAM OFFENSE

WR	Mike Williams, R-Jr., Clemson
WR	Amba Etta-Tawo, R-Sr., Syracuse
WR	Ryan Switzer, Sr., North Carolina
TE	Jordan Leggett, Sr., Clemson
T	Roderick Johnson, Jr., Florida State
T	Mitch Hyatt, So., Clemson
G	Tyrone Crowder, R-Jr., Clemson
G	Dorian Johnson, Sr., Pitt
C	Jay Guillermo, R-Sr., Clemson
QB	Lamar Jackson, So., Louisville
RB	Dalvin Cook, Jr., Florida State
RB	James Conner, R-Jr., Pitt
K	Mike Weaver, R-Jr., Wake Forest
Sp.	Quadree Henderson, R-Jr., Pitt

SECOND TEAM OFFENSE

WR	Isaiah Ford, Jr., Virginia Tech
WR	Travis Rudolph, Jr., Florida State
WR	Ahmon Richards, Fr., Miami
TE	Cole Hikutini, Sr., Louisville
T	Adam Bisnowaty, R-Sr., Pitt
T	Jon Heck, Sr., North Carolina
G	Tony Adams, Jr., NC State
G	Kareem Are, R-Sr., Florida State
C	Lucas Crowley, Sr., North Carolina
QB	Deshaun Watson, Jr., Clemson
RB	Matthew Dayes, Sr., NC State
RB	Wayne Gallman, R-Jr., Clemson
K	Greg Huegel, R-So., Clemson
Sp.	T.J. Logan, Sr., North Carolina

FIRST TEAM DEFENSE

DE	DeMarcus Walker, R-Sr., Florida State
DE	Ejuan Price, R-Sr., Pitt
DT	Carlos Watkins, R-Jr., Clemson
DT	Woody Baron, Sr., Virginia Tech
LB	Ben Boulware, Sr., Clemson
LB	Micah Kiser, Jr., Virginia
LB	Devonte Fields, Sr., Louisville
CB	Tarvarus McFadden, So., Florida State
CB	Cordrea Tankersley, Sr., Clemson
S	Quin Blanding, Jr., Virginia
S	Jadar Johnson, Sr., Clemson
P	Nicholas Conte, Sr., Virginia

SECOND TEAM DEFENSE

DE	Harold Landry, Jr., Boston College
DE	Christian Wilkins, So., Clemson
DT	Dexter Lawrence, Fr., Clemson
DT	DeAngelo Brown, R-Sr., Louisville
LB	Marquel Lee, Sr., Wake Forest
LB	Keith Kelsey, Sr., Louisville
LB	Tremaine Edmunds, So., Virginia Tech
CB	Jaire Alexander, So., Louisville
CB	Corn Elder, Sr., Miami
S	Jordan Whitehead, So., Pitt
S	Jessie Bates, R-Fr., Wake Forest
P	Justin Vogel, Sr., Miami


THIRD TEAM - WAKE FOREST

DE Duke Ejiofor, R-Jr., Wake Forest

HONORABLE MENTION - WAKE FOREST

P Dom Maggio, Fr., Wake Forest

2016 GAME RECAPS



GAME 1 WAKE FOREST 7, TULANE 3 SEPTEMBER 1, 2016 BB&T FIELD (24,398)

WINSTON-SALEM, N.C. -- Wake Forest defeated Tulane 7-3 on Thursday night in the season opener at BB&T Field.

Quarterback Kendall Hinton rushed for the only touchdown of the night while fellow quarterback John Wolford finished 9-for-17 for 79 yards. Running back Matt Colburn finished the evening with 29 yards receiving and 23 rushing yards.

The Deacons recorded four sacks in the game and seven tackles for a loss. Wake Forest blocked a Tulane field goal in the fourth quarter to hold the Green Wave to just three points for the game. Jessie Bates led Wake Forest with eight tackles including seven solo stops. The Demon Deacons had one turnover with a forced fumble in the fourth quarter. Julian Jackson tallied five tackles including one solo sack, two half sacks and the forced fumble.

Tulane kicked a 41-yard field goal on its first possession of the game to take a 3-0 lead. The Deacons got on the board for the first time in the 2016 season with 14:16 left in the second quarter. Hinton converted a 4th-and-one as he scampered into the end zone. The drive was aided by a 13-yard run from Hinton down to the Tulane 11-yard line.

Wake Forest led 7-3 heading into the locker room at halftime and neither team scored in the second half. Tulane threatened early in the fourth quarter but was halted by a sack from Jackson and Duke Ejiofor. Chris Stewart blocked a Tulane 43-yard field goal attempt to keep it a 7-3 advantage for the Demon Deacons.

Tulane had a late possession in the red zone in the waning minutes of the fourth quarter. QB Glen Cuiellette attempted a rush on fourth down and was marked short. On the final possession of the game, Jackson forced a fumble which was recovered by Sheldon Lewinson.

Scoring	1	2	3	4	Total
Tulane	3	0	0	0	3
Wake Forest	0	7	0	0	7

1st Quarter

TUL - DiRocco 41 yd field goal, 10:22

2nd Quarter

WF - Hinton 1 yd run (Weaver kick), 14:16

	TUL	WF
FIRST DOWNS	14	10
RUSHES-YARDS (NET)	47-146	34-79
PASSING YDS (NET)	134	96
Passes Comp-Att-Int	12-23-0	12-21-0
TOTAL OFFENSE PLAYS-YARDS	70-280	55-175
Fumble Returns-Yards	0-0	0-0
Punt Returns-Yards	2-10	2-2
Kickoff Returns-Yards	1-22	1-30
Interception Returns-Yards	0-0	0-0
Punts (Number-Avg)	5-41.8	8-40.2
Fumbles-Lost	1-1	0-0
Penalties-Yards	4-30	5-45
Possession Time	34:56	25:04
Third-Down Conversions	8 of 20	7 of 15
Fourth-Down Conversions	1 of 4	0 of 0
Red-Zone Scores-Chances	0-2	1-1
Sacks By: Number-Yards	1-3	4-28

RUSHING: TUL -- Cuiellette 22-54; Hilliard 7-36; Badie 7-26; Thompson 6-21; Bradwell 4-6; Rounds 1-3. WF -- Hinton 8-24; 11-23; Carney 7-21; Wolford 5-15

PASSING: TUL - Cuiellette 12-23-0-134. WF - Wolford 9-17-0-79; Hinton 3-4-0-17.

RECEIVING: TUL - Dace 4-38; Encalade 4-19; Rounds 1-46; Breaux 1-17; Hilliard 1-8; Thompson 1-6. WF - Serigne 3-15; Colburn 2-29; Bachman 2-17; Wade 2-14; Carney 2-13; Washington 1-8.



GAME 2 WAKE FOREST 24, DUKE 14 SEPTEMBER 10, 2016 WALLACE WADE STADIUM (21,077)

DURHAM, N.C. -- Wake Forest took advantage of a dominant rushing effort to knock off in-state and ACC rival Duke, 24-14, on the road at Wallace Wade Stadium on Saturday evening.

The Demon Deacons (2-0, 1-0 ACC) totaled 239 yards on the ground, led by 108 yards on 17 carries and three scores from freshman Cade Carney in just his second collegiate game. Kendall Hinton added 63 yards on 11 carries and

Matt Colburn rushed eight times for 54 yards.

Wake Forest also utilized a strong defensive effort to knock off Duke (1-1, 0-1), recording five sacks, 10 tackles for loss, two fumble recoveries and an interception.

Duke Ejiofor forced both fumbles and recovered one of them while notching a career-high three sacks, one off the program record, and seven total tackles. Cameron Glenn had the other fumble recovery, while Brad Watson picked off his third-career pass, and Marquel Lee (10 tackles) and Wendell Dunn had a sack apiece.

Carney accounted for all three Wake Forest touchdowns, including a 7-yard score to knot the game at 7-7 in the second quarter, a 1-yard plunge to take a 14-7 lead in the third quarter, and a 55-yard scamper which broke a 14-14 tie in the third quarter.

Mike Weaver added a 34-yard field goal with 3:50 remaining in the contest to extend Wake Forest's lead to a two-possession game.

The Blue Devils responded with a 43-yard drive to get inside the Wake Forest 35-yard-line, before Watson intercepted a Daniel Jones pass. Jones went 31-for-48 passing for 332 yards and also rushed for a pair of touchdowns for Duke. The Blue Devils totaled 37 yards rushing on 30 carries.

Hinton took control of the quarterback position in the first half and finished 6-for-11 passing for 133 yards, which included a 62-yard completion to Alex Bachman, 37-yard pass to Cortez Lewis and 23-yard completion to Cam Serigne.

Scoring	1	2	3	4	Total
Wake Forest	0	7	14	3	24
Duke	7	0	7	0	14

1st Quarter

DU - Jones 1 yd run (Reed kick), 7:07

2nd Quarter

WF - Carney 7 yd run (Weaver kick), 6:58

3rd Quarter

WF - Carney 1 yd run (Weaver kick), 12:04

DU - Jones 2 yd run (Reed kick), 10:12

WF - Carney 55 yd run (Weaver kick), 4:02

4th Quarter

WF - Weaver 34 yd field goal, 4:07


	WF	DU
FIRST DOWNS	13	21
RUSHES-YARDS (NET)	49-239	30-37
PASSING YDS (NET)	150	332
Passes Comp-Att-Int	9-16-1	31-48-1
TOTAL OFFENSE PLAYS-YARDS	65-389	78-369
Fumble Returns-Yards	1-5	1-7
Punt Returns-Yards	1-1	3-43
Kickoff Returns-Yards	1-8	1-20
Interception Returns-Yards	1-7	1-3
Punts (Number-Avg)	7-46.4	7-38.6
Fumbles-Lost	2-1	2-2
Penalties-Yards	4-24	5-22
Possession Time	32:32	27:28
Third-Down Conversions	6 of 17	5 of 15
Fourth-Down Conversions	0 of 1	1 of 1
Red-Zone Scores-Chances	3-3	2-2
Sacks By: Number-Yards	5-24	4-15

RUSHING: WF - Carney 17-108; Hinton 11-63; Colburn 8-54; Bell 2-9; Wolford 6-8; Hines 1-5; Wade 1-minus 2. DU - Duncan 9-25; Jones 19-6; Wilson 2-6.

PASSING: WF - Hinton 6-11-1-133; Wolford 3-5-0-17. DU - Jones 31-48-1-332

RECEIVING: WF - Carney 2-9; Hines 2-9; Bachman 1-62; Lewis 1-37; Serigne 1-23; Pike 1-8; Wade 1-2. DU - Rahming 9-46; Nash 8-112; Lloyd 8-67; Duncan 4-27; Taylor 1-59; Helm 1-21.

2016 GAME RECAPS



GAME 3 WAKE FOREST 38, DELAWARE 21 SEPTEMBER 17, 2016 BB&T FIELD (25,972)

WINSTON-SALEM, N.C. -- Wake Forest defeated Delaware, 38-21, to improve to 3-0 for the 10th time in program history at BB&T Field on Saturday night.

After the Blue Hens (2-1) cut Wake Forest's lead to 17-14 in the second quarter, the Demon Deacons (3-0) responded with 21 straight points to pull away.

Wake Forest limited Delaware to 94 yards of total offense, while the Deacs gained 481 yards. The Demon Deacons rushed for 302 yards, surpassing the 300 yard mark for the first time since 2010.

Matt Colburn led the offensive effort with 24 carries for a career-high 118 yards and a touchdown.

John Wolford (seven rushes, 70 yards), Kendall Hinton (six rushes, 38 yards) and Tyler Bell (four rushes 32 yards) also tallied rushing touchdowns, and Rocky Reid carried 16 times for 47 yards.

In relief of Hinton, who sprained his knee in the first quarter, Wolford settled in after starting 0-for-4. Following that start, he finished the game 13-for-20 for 155 yards and a touchdown pass to Alex Bachman.

Wake Forest nearly doubled up Delaware in time of possession, controlling the ball for 39:56 compared to 20:04 for the Blue Hens. The Deacs ran more than twice as many plays (87-42).

Delaware kept the game close thanks to a pair of first-half turnovers inside the Wake Forest red zone, scoring touchdowns after each short field.

The Deacs jumped out to a 10-0 lead behind Hinton's 10-yard touchdown run and a 42-yard Mike Weaver field goal. The teams then traded touchdowns, with Dante Cherry making a 6-yard TD grab after an interception, then Bell scoring on a 15-yard run.

After a Thomas Jefferson 10-yard touchdown run made it 17-14, Wake Forest reeled off three straight drives of at least eight plays and 70 yards. Colburn had a 1-yard plunge, Bachman made a 4-yard catch, and Wolford had a 7-yard run, pushing the lead to 38-14.

Delaware recovered a fumble in the endzone in the fourth quarter to cap off the scoring.

Scoring	1	2	3	4	Total
Delaware	7	7	0	7	21
Wake Forest	10	14	14	0	38

1st Quarter

WF - Hinton 10 yd run (Weaver kick), 10:44

WF - Weaver 42 yd field goal, 2:48

DEL - Cherry 10 yd catch from Rankin (Raggo kick), 0:02

2nd Quarter

WF - Bell 15 yd run (Weaver kick), 11:58

DEL - Jefferson 10 yd run (Raggo kick), 6:17

WF - Colburn 1 yd run (Weaver kick), 0:44

3rd Quarter

WF - Bachman 4 yd pass from Wolford (Weaver kick), 11:05

WF - Wolford 7 yd run (Weaver kick), 4:45

4th Quarter

DEL - Randolph 0 yd fumble recovery (Raggo kick), 8:03

	DEL	WF
FIRST DOWNS	8	29
RUSHES-YARDS (NET)	22-56	59-302
PASSING YDS (NET)	38	179
Passes Comp-Att-Int	6-20-0	15-28-1
TOTAL OFFENSE PLAYS-YARDS	42-94	87-481
Fumble Returns-Yards	0-0	0-0
Punt Returns-Yards	0-0	1- minus 6
Kickoff Returns-Yards	3-72	1-25
Interception Returns-Yards	1-7	0-0
Punts (Number-Avg)	7-42.1	1-49.0
Fumbles-Lost	1-0	1-1
Penalties-Yards	1-5	6-60
Possession Time	20:04	39:56
Third-Down Conversions	2 of 9	10 of 17
Fourth-Down Conversions	1 of 4	2 of 2
Red-Zone Scores-Chances	3-3	5-6
Sacks By: Number-Yards	1-9	1-11

RUSHING: DEL - Rnadolph 7-36; Jefferson 10-30; Cherry 1-1; Jarmon 1-0; Rankin 3-minus 11. WF - Colburn 24-118; Wolford 7-70; Reid 16-47; Hinton 6-38; Bell 4-32.

PASSING: DEL - Rankin 6-20-0-38. WF - Wolford 13-24-1-155; Hinton 2-4-0-24.

RECEIVING: DEL - Cherry 3-22; Verboys 1-13; Papale 1-5; Gallen 1-minus 2. WF - Hines 3-40; Bachman 3-17; Colburn 2-27; Lewis 2-24; Wade 2-14; Serigne 1-34; Claude 1-13; Washington 1-10.



GAME 4 WAKE FOREST 33, INDIANA 28 SEPTEMBER 24, 2016 MEMORIAL STADIUM (45,519)

BLOOMINGTON, Ind. -- Wake Forest remained unbeaten on the season, improving to 4-0, with a 33-28 victory at Indiana on Saturday at Memorial Stadium. The Demon Deacon defense intercepted five passes, including two by Jessie Bates, and John Wolford accounted for three touchdowns (two rushing, one passing) as Wake Forest won at a Big Ten school for the second time in school history.

The Demon Deacons are 4-0 to open a season for the first time since 2006, when they won the ACC title. It is their first four-game win streak since the 2011 season. The victory was also the 100th career win for head coach Dave Clawson, who improved to 100-98 overall.

John Wolford led the Demon Deacon offense, passing 16-of-29 for 172 yards and a touchdown, while rushing for 61 yards and two touchdowns. Matt Colburn rushed for 103 yards, becoming the first Wake Forest running back to post consecutive 100-yard games since Brandon Pendergrass in 2011. The Deacs' 33 points are most against an FBS opponent in the Clawson era.

The Hoosiers jumped out to a 7-0 lead as Nick Westbrook took a pass from Richard Lagow 75 yards for a touchdown on the game's first play from scrimmage. On its second possession, Indiana nearly doubled its lead, but Bates ended the threat with his first interception of the afternoon, returning it 39 yards out of the end zone.

Wake Forest drew even with a 12-play touchdown drive following that Bates' pick, capped by a four-yard run by Wolford.

The Demon Deacons took a 14-7 lead early in the second quarter as Bates grabbed his second interception of the day and returned it 55 yards for a touchdown. It was the first pick-six for a Deac since 2014 when Josh Banks accomplished the feat at Utah State.

After Watson blocked a Hoosier field goal attempt, Wake Forest extended the lead to 21-7 with a 6-play, 80-yard drive in the final minute of the first half. Chuck Wade hauled in a 26-yard pass from Wolford and maintained control as he crashed into the goalpost support, giving the Deacs a 14-point lead that they took into intermission.

In the third quarter, Mike Weaver's season-long 46-yard field goal, following the fourth Wake Forest interception of the day, pushed the advantage to 24-7. Indiana responded with a 2-play, 75-yard drive, finished by Westbrook's second touchdown catch of the game. Following Weaver's second field goal of the day, from 30 yards, Indiana answered with another touchdown drive, ending with a 1-yard run by Tyler Natee, to make the Deacon lead 27-21 through three quarters.

On the first drive of the final quarter, the Deacs went 75 yards over 12 plays and Wolford's second touchdown rush of the day, this time from 11 yards, pushed the advantage back to 12 points. The ensuing 2-point conversation attempt failed to keep the Wake Forest lead at 33-21.

Indiana scored on a 49-yard heave from Lagow to Donavan Hale with 11 seconds left to cut the final margin to 33-28, but Bates sealed the win as he recovered the Hoosiers' onside kick attempt.

Scoring	1	2	3	4	Total
Wake Forest	7	14	6	6	33
Indiana	7	0	14	7	28

1st Quarter

IND - Westbrook 75 yd pass from Lagow (Oakes kick), 14:47

WF - Wolford 4 yd run (Weaver kick), 2:56

2nd Quarter

WF - Bates 55 yd interception return (Weaver kick), 9:35

WF - Wade 26 yd pass from Wolford (Weaver kick), 0:58

3rd Quarter

WF - Weaver 46 yd field goal, 11:12

IND - Westbrook 10 yd pass from Lagow (Oakes kick), 10:39

WF - Weaver 30 yd field goal, 2:22

IND - Natee 1 yd run (Oakes kick), 0:39

4th Quarter

WF - Wolford 11 yd run (Wolford pass failed), 9:59

IND - Hale 49 yd pass from Lagow (Oakes kick), 0:11

	WF	IND
FIRST DOWNS	21	25
RUSHES-YARDS (NET)	50-180	32-115
PASSING YDS (NET)	172	796
Passes Comp-Att-Int	16-29-0	28-47-5
TOTAL OFFENSE PLAYS-YARDS	79-352	79-611
Fumble Returns-Yards	0-0	0-0
Punt Returns-Yards	2-2	3-37
Kickoff Returns-Yards	0-0	4-98
Interception Returns-Yards	5-100	0-0
Punts (Number-Avg)	9-40.3	3-42.0
Fumbles-Lost	0-0	0-0
Penalties-Yards	5-40	9-84
Possession Time	33:53	26:07
Third-Down Conversions	8 of 20	5 of 14
Fourth-Down Conversions	1 of 1	0 of 2
Red-Zone Scores-Chances	3-3	2-5
Sacks By: Number-Yards	2-12	2-6

RUSHING: IND - Redding 16-68; Gest 3-22; Williams 4-16; Majette 3-14; Natee 3-4; Lagow 3-minus 8. WF - Colburn 29-103; Wolford 14-61; Bell 6-17.

PASSING: IND - Lagow 28-47-5-3. WF - Wolford 16-29-0-1.

RECEIVING: IND - Jones 8-208; Paige 7-64; Westbrook 6-129; Redding 3-24; Hale 1-49; Timian 1-8; Friend 1-7; Majette 1-7. WF - Wade 6-59; Hines 3-52; Colburn 3-28; Bachman 1-14; Lewis 1-12; Serigne 1-7; Bell 1-0.

2016 GAME RECAPS



GAME 5 NC STATE 33, WAKE FOREST 16 OCTOBER 1, 2016 CARTER-FINLEY STADIUM (58,200)

RALEIGH, N.C. — Wake Forest spotted NC State 17 first-quarter points, and that margin proved to be the difference in a 33-16 loss at Carter-Finley Stadium on Saturday afternoon.

The Demon Deacons (4-1, 1-1 ACC) cut the Wolfpack (3-1, 1-0 ACC) lead to 10 by the end of the third quarter, but were never able to get back within single digits.

Tabari Hines led the offensive attack with career-highs of nine catches and 125 receiving yards, also hauling in his first touchdown of the season. John Wolford went 25-of-41 for 263 yard and a touchdown in the turnover-free game.

Kicker Mike Weaver matched his career-high with three field goals. All three came in the second quarter, from 34 yards, 29 yards and 41 yards.

NC State totaled 527 yards of offense (200 rushing, 327 passing) compared to 352 for the Deacs (69 rushing, 283 passing). Ryan Finley completed 23-of-36 passes for 300 yards and a trio of touchdowns, while Matthew Dayes carried 24 times for 125 yards and a score.

The Wolfpack racked up 214 first-quarter yards en route to three drives of at least eight plays and 50 yards for 17 points. After Weaver's first field-goal, NCSU extended its lead to 23-3 early in the second quarter.

Weaver hit two more field goals to make it a two-score game at half, but the Wolfpack connected on a 48-yard field goal in the third quarter to extend the lead back to 17.

Wolford found Hines for a 9-yard touchdown late in the third to cap off the scoring for the Deacs.

Jessie Bates III racked up a career-high 15 tackles - 10 solo - to lead the defensive effort. Duke Ejirofor had a sack to bring his total to 5.5 through five contests.

Cortez Lewis (six catches) and Cam Serigne (five catches) each collected 52 receiving yards in the game.

Scoring	1	2	3	4	Total
Wake Forest	0	9	7	0	16
NC State	17	6	3	7	33

1st Quarter

ST - Dayes 6 yd run (Bambard kick), 11:32

ST - Bambard 20 yd field goal, 7:54

ST - Samuels 13 yd pass from Finley (Bambard kick), 1:23

2nd Quarter

WF - Weaver 34 yd field goal, 13:45

ST - Harmon 36 yd pass from Finley (Bambard kick failed), 10:12

WF - Weaver 29 yd field goal, 6:12

WF - Weaver 41 yd field goal, 3:03

3rd Quarter

ST - Bambard 48 yd field goal, 9:41

WF - Hines 9 yd pass from Wolford (Weaver kick), 2:25

4th Quarter


ST - Harmon 7 yd pass from Finley (Bambard kick), 5:53

	WF	ST
FIRST DOWNS	23	28
RUSHES-YARDS (NET)	21-69	39-200
PASSING YDS (NET)	283	327
Passes Comp-Att-Int	24-46-0	24-37-0
TOTAL OFFENSE PLAYS-YARDS	67-352	76-527
Fumble Returns-Yards	0-0	0-0
Punt Returns-Yards	1-6	3-11
Kickoff Returns-Yards	7-85	3-55
Interception Returns-Yards	0-0	0-0
Punts (Number-Avg)	6-46.8	4-54.5
Fumbles-Lost	2-0	0-0
Penalties-Yards	3-38	13-144
Possession Time	25:56	34:04
Third-Down Conversions	4 of 17	7 of 14
Fourth-Down Conversions	0 of 1	1 of 1
Red-Zone Scores-Chances	3-3	4-4
Sacks By: Number-Yards	1-4	4-24

RUSHING: WF - Colburn 10-39; Wolford 9-28; Reid 2-2. ST - Dayes 24-125; Samuels 2-24; Finley 6-17; Frasier 3-15; Gallaspy 2-11; Nichols 1-9; McClendon 1-minus 1.

PASSING: WF - Wolford 25-41-0-263; Kearns 2-5-0-15. ST - Finley 23-36-0-300; Meyers 1-1-0-27.

RECEIVING: WF - Hines 9-125; Lewis 6-52; Serigne 5-52; Wade 3-18; Washington 2-35; Bachman 1-2; Colburn 1-minus 1. ST - Samuels 7-50; Louis 4-102; Trowell 4-33; Harmon 2-43; Meyers 2-28; Cherry 2-17; Cook 1-17; Moss 1-17; Locklear 1-10.



GAME 6 WAKE FOREST 28, SYRACUSE 9 OCTOBER 8, 2016 BB&T FIELD (25,162)

WINSTON-SALEM, N.C. — Behind a stout defense, Wake Forest defeated Syracuse 28-9 on Saturday in a rainy and windy affair at BB&T Field. The Demon Deacons are now 5-1 to start the season for the first time since 2006.

The Demon Deacons (5-1, 2-1 ACC) held a potent Syracuse (2-4, 0-2 ACC) offense to just 168 yards passing and 158 rushing yards. Coming into the game, Syracuse ranked 24th in the NCAA with 495.0 yards per game and ended the game with

326.

Marquel Lee led the way on defense with 15 tackles including 12 solo stops and 5.5 tackles for loss. The defense forced two turnovers with an interception from Amari Henderson and an 83-yard fumble recovery touchdown by Cameron Glenn. As a team, the Deacons had 11 tackles for loss with five sacks.

Wake Forest made the most of the running game with the blustery conditions. Cade Carney registered 104 yards rushing with one touchdown while quarterback John Wolford ran for 94 yards and two touchdowns. Tight end Cam Serigne had four catches for 68 yards while Cortez Lewis had five catches for 42 yards.

Syracuse got on the board early in the first half with a safety after a botched Wake Forest snap. The Deacons tallied their first points of the game later in the quarter when Wolford led a drive which featured several key runs by Carney and a 25-yard pass to Serigne. The drive was capped off by a 7-yard touchdown run from Wolford.

Late in the second quarter, the Orange put together a 10-yard drive over 3:22 and scored off a 1-yard touchdown run from Dontae Strickland as Syracuse took a 9-7 lead.

In the waning minutes of the first half, Wolford ran a quarterback draw and scampered 37-yards for his second touchdown of the game. Wake Forest went into halftime leading 14-9. Syracuse threatened in the final seconds of the second quarter but Henderson intercepted the pass at the goal line which ended the half.

After both teams traded punts throughout most of the second half, Wake Forest marched down the field courtesy of a 28-yard pass to Serigne, three runs from Carney, and an 18-yard pass to Chuck Wade. The drive culminated with a 3-yard touchdown run from Carney.

Wake Forest sealed the 28-9 win with a forced fumble from Brad Watson and was returned for an 83-yard touchdown by Glenn.

Scoring	1	2	3	4	Total
Syracuse	2	7	0	0	9
Wake Forest	0	14	0	14	28

1st Quarter

SU - Team safety, 11:38

2nd Quarter

WF - Wolford 7 yd run (Weaver kick), 11:07

SU - Dontae Strickland 1 yd run (Murphy kick), 4:46

WF - Wolford 37 yd run (Weaver kick), 1:43

3rd Quarter

NONE

4th Quarter

WF - Carney 3 yd run (Weaver kick), 3:59

WF - Glenn 83 yd fumble recovery (Weaver kick), 1:30

	SU	WF
FIRST DOWNS	14	21
RUSHES-YARDS (NET)	40-158	51-190
PASSING YDS (NET)	168	140
Passes Comp-Att-Int	17-26-1	13-22-1
TOTAL OFFENSE PLAYS-YARDS	66-326	73-330
Fumble Returns-Yards	0-0	1-83
Punt Returns-Yards	0-0	3-8
Kickoff Returns-Yards	3-62	1-21
Interception Returns-Yards	1-0	1-0
Punts (Number-Avg)	10-41.5	6-41.0
Fumbles-Lost	2-1	4-1
Penalties-Yards	7-63	1-5
Possession Time	25:56	34:04
Third-Down Conversions	5 of 16	7 of 16
Fourth-Down Conversions	1 of 1	1 of 3
Red-Zone Scores-Chances	1-2	2-3
Sacks By: Number-Yards	1-6	5-31

RUSHING: SU - Strickland 13-74; Neal 5-42; Dungey 18-13; Fredericks 1-12; Estime 1-11; Phillips 1-5; Mahoney 1-1. WF - Carney 29-104; Wolford 12-94; Colburn 4-24; Bell 3-14

PASSING: SU - Dungey 16-25-1-156; Mahoney 1-1-0-12. WF - Wolford 13-22-1-140

RECEIVING: SU - Ishmael 5-56; Etta-Tawo 4-36; MacPherson 2-26; Fredericks 2-19; Strickland 2-18; Riley 2-13. WF - Lewis 5-42; Serigne 4-68; Bachman 2-6; Wade 1-18; Carney 1-6.

2016 GAME RECAPS



GAME 7 FLORIDA STATE 17, WAKE FOREST 6 OCTOBER 15, 2016 DOAK CAMPBELL STADIUM (77,102)

TALLAHASSEE, Fla. -- Wake Forest played its first ranked opponent of the season, but fell to No. 14 Florida State 17-6 on Saturday at Doak Campbell Stadium. The Demon Deacon defense forced four Seminole turnovers, but couldn't take advantage on the scoreboard, falling to 5-2 overall (2-2 ACC). Florida State improved to 5-2 overall (2-2 ACC).

For the second straight week, Marquel Lee led the Demon Deacon defense, accumulating nine tackles, including 2.5 tackles-for-loss and one sack, while forcing two fumbles.

Wake Forest was led offensively by Cortez Lewis, who had six catches for 109 yards, posting his first-career 100-yard game.

Florida State took the early 3-0 lead on a field goal on the final play of the first quarter. Wake Forest answered early in the second quarter on Mike Weaver's first field goal of the afternoon. The Seminoles took advantage of a poor snap on a Demon Deacon punt, their third turnover of the opening half, to set up a short touchdown drive, capped by a 2-yard rush by quarterback Deondre Francois. Florida State took that 10-3 advantage into halftime.

On the opening drive of the second half, Lee hit FSU running back Dalvin Cook to force a fumble recovered by Ryan Janvion. Wake Forest used the short field to set up Weaver's second field goal of the afternoon to cut the Noles' lead to 10-6.

Florida State extended the advantage to 17-6 midway through the third quarter on Francois' 11-yard touchdown pass to Auden Tate.

In the fourth quarter, Lee's second forced fumble of the day on a strip-sack of Francois was recovered by Josh Banks and returned 39 yards deep into FSU territory. That turnover set-up a field goal attempt by Weaver that hit the left upright, keeping the deficit at 17-6.

Scoring	1	2	3	4	Total
Wake Forest	0	3	3	0	6
Florida State	3	7	7	0	17

1st Quarter

FSU - Ricky Aguayo 29 yd field goal, 0:00

2nd Quarter

WF - Weaver 34 yd field goal, 11:05

FSU - Francois 2 yd run (Aguayo kick), 3:16

3rd Quarter

WF - Weaver 29 yd field goal, 11:58

FSU - Tate 11 yd pass from Francois (Aguayo kick), 7:32

4th Quarter

NONE

	WF	FSU
FIRST DOWNS	13	27
RUSHES-YARDS (NET)	32-68	38-123
PASSING YDS (NET)	184	319
Passes Comp-Att-Int	16-34-2	22-37-1
TOTAL OFFENSE PLAYS-YARDS	66-252	75-442
Fumble Returns-Yards	1-39	0-0
Punt Returns-Yards	1-25	0-0
Kickoff Returns-Yards	2-34	1-22
Interception Returns-Yards	1-0	2-15
Punts (Number-Avg)	6-44.7	5-37.2
Fumbles-Lost	1-1	3-3
Penalties-Yards	5-40	4-42
Possession Time	27:34	32:26
Third-Down Conversions	5 of 16	4 of 12
Fourth-Down Conversions	0 for 2	0 for 0
Red-Zone Scores-Chances	2-3	3-3
Sacks By: Number-Yards	3-30	5-36

RUSHING: WF - Carney 10-24; Wolford 15-20; Bell 3-20; Colburn 3-16. FSU - Cook 25-115; Patrick 2-15; Stevenson 1-minus 1; Francois 10-minus 6.

PASSING: WF - Wolford 16-34-2-184. FSU - Francois 22-37-1-319.

RECEIVING: WF - Lewis 6-109; Hines 4-42; Wade 3-16; Claude 1-14; Carney 1-2; Pike 1-1. FSU - Rudolph 13-238; Whitfield 3-29; Tate 2-20; Cook 1-11; Phillips 1-10; Izzo 1-9; Wilson 1-2.



GAME 8 ARMY WEST POINT 21, WAKE FOREST 13 OCTOBER 29, 2016 BB&T FIELD (27,948)

WINSTON-SALEM, N.C. - Army West Point scored two fourth-quarter touchdowns to down Wake Forest 21-13 on Saturday afternoon at BB&T Field.

Wake Forest (5-3, 2-2 ACC) led 10-7 after three quarters but could not stop the Army West Point (5-3) rushing attack in the fourth quarter. Army West Point rushed for 107 yards in the final frame and was 3-for-3 on third downs. Wake Forest could not solve the Army West Point defense in the fourth quarter and managed just 64 total yards as the Black Knights held the ball for 11:11.

Quarterback John Wolford completed 23 passes for 220 yards and a touchdown. Wolford also rushed for 66 yards. Running back Matt Colburn tacked on 40 rushing yards while Tabari Hines had a team high 78 receiving yards and one touchdown catch. Alex Bachman had six catches for 51 yards.

Marquel Lee had another stellar night on defense with 12 tackles and five for loss. Jabore Williams had three tackles for loss including a sack. Jessie Bates III had an interception for the Deacons while Thomas Brown and Cameron Glenn each had a forced fumble.

The Black Knights made it a 7-0 game midway through the first quarter with a 43-yard touchdown pass from quarterback Ahmad Bradshaw to Edgar Poe.

Wake Forest tied the game up in the second quarter following a nine-play, 69-yard drive. After a 13-yard draw play from Colburn, a 13-yard rush from Wolford led the Deacons to the Army West Point 3-yard line.

On the ensuing play, Wolford connected with Hines for a 3-yard touchdown pass. Wake Forest and Army West Point headed into the locker room at halftime tied 7-7.

Wake Forest forced an Army West Point turnover on the Black Knights first drive of the third quarter. Brown forced the fumble which was recovered by Duke Ejofo. The fumble recovery put the Deacons on the Army West Point 35-yard line. Mike Weaver kicked a 37-yard field goal later in the drive as Wake Forest took a 10-7 lead.

With the Black Knights marching down the field late in the third quarter, Bates picked off a pass in the end zone and returned it to the Wake Forest 25-yard line. It was his fourth interception of the season.

Army West Point took a 14-10 lead early in the fourth quarter after an 11-yard touchdown from Ahmad Bradshaw. The Black Knights added a touchdown with 2:54 left in the game as Darnell Woolfolk powered through for a 6-yard score.

Wake Forest kicked a 34-yard field goal with 1:25 left in the game but Army West Point closed out the game for the 21-13 victory.

Scoring	1	2	3	4	Total
Army West Point	7	0	0	14	21
Wake Forest	0	7	3	3	13

1st Quarter

ARMY - Poe 43 yd pass from Bradshaw (Wilson kick), 7:54

2nd Quarter

WF - Hines 3 yd pass from Wolford (Weaver kick), 7:43

3rd Quarter

WF - Weaver 37 yd field goal, 12:02

4th Quarter

ARMY - Bradshaw 11 yd run (Wilson kick), 11:45

ARMY - Woolfolk 6 yd run (Wilson kick), 2:54

WF - Weaver 34 yd field goal, 1:24


	ARMY	WF
FIRST DOWNS	21	17
RUSHES-YARDS (NET)	64-238	23-123
PASSING YDS (NET)	145	220
Passes Comp-Att-Int	6-9-1	23-43-3
TOTAL OFFENSE PLAYS-YARDS	73-383	66-343
Fumble Returns-Yards	0-0	0-0
Punt Returns-Yards	3-64	0-0
Kickoff Returns-Yards	0-0	4-61
Interception Returns-Yards	3-31	1-25
Punts (Number-Avg)	3-39.7	5-45.6
Fumbles-Lost	3-1	0-0
Penalties-Yards	2-20	7-45
Possession Time	35:57	24:03
Third-Down Conversions	7 of 14	3 of 13
Fourth-Down Conversions	0 for 2	1 for 1
Red-Zone Scores-Chances	2-4	3-3
Sacks By: Number-Yards	3-30	5-36

RUSHING: ARMY - Bradshaw 27-65; Davidson 9-47; Walker 6-45; Woolfolk 11-42; Trainor 2-14; Asberry 2-11; Drake 2-8; Carter 3-8. WF - Wolford 10-66; Colburn 8-40; Carney 4-13; Wade 1-4.

PASSING: ARMY - Bradshaw 6-8-1-145; Carter 0-1-0-0. WF - Wolford 23-43-3-220.

RECEIVING: ARMY - Poe 4-122; Asberry 1-17; Ejekam 1-6. WF - Hines 7-79; Bachman 6-51; Serigne 2-34; Colburn 2-20; Wade 2-13; Carney 2-7; Lewis 1-11; Washington 1-5.

2016 GAME RECAPS



GAME 9

WAKE FOREST 27, VIRGINIA 20

NOVEMBER 5, 2016
BB&T FIELD (25,334)

WINSTON-SALEM, N.C. — Tied 20-20 late in the fourth quarter, Wake Forest safety Jessie Bates III returned an interception 39 yards for a touchdown as the Demon Deacons defeated Virginia 27-20.

With the win, Wake Forest becomes bowl eligible for the first time since 2011.

The Demon Deacons (6-3, 3-2 ACC) led Virginia (2-7, 1-4 ACC) 17-6 at halftime but fell behind 20-17 in the third quarter. Following two turnovers by the Cavaliers, Wake Forest kicked a field goal and took the lead off the Bates interception.

Wake Forest's stout defense had three turnovers and five sacks during the victory. Marquel Lee had seven tackles and a sack while Josh Banks had 3.5 tackles for loss. Cameron Glenn joined Bates with an interception. Glenn also recovered a fumble.

On its first drive of the game, Virginia took an early lead courtesy of the run game. Taquan Mizzell had 45 yards on five carries while Jordan Ellis scored a touchdown on a six-yard rush. On the extra point try, Virginia failed to convert a 2-point attempt as the Cavaliers led 6-0.

Midway through the first quarter, Wake Forest scored on a 64-yard rushing touchdown from Wolford. After the pocket collapsed, Wolford scrambled and beat out the Virginia secondary for his sixth rushing touchdown of the season. Following the extra point from Mike Weaver, Wake Forest took a 7-6 lead heading into the second quarter.

Weaver kicked a 46-yard field goal early in the second quarter which tied his longest kick of the season. The kick capped off an 11-plan, 56-yard drive as the Deacons took a 10-6 lead.

With under two minutes left in the first half, Virginia quarterback Kurt Benkert fumbled an exchange which was recovered by Cameron Glenn for his team-high third fumble recovery of the season. The fumble put Wake Forest on the Demon Deacons' 48-yard line. Wolford led a touchdown drive which included an 11-yard pass to Cortez Lewis and a 21-yard pass to Serigne. The drive was capped off with a three-yard strike to Serigne.

Virginia scored a touchdown on its first drive of the second half as receiver Doni Dowling snagged a pass one-handed and held onto it for the touchdown. Following the extra point, Virginia trailed Wake Forest 17-13. The Cavaliers successfully recovered an onside kick after the touchdown. The Deacons sacked Benkert twice on the ensuing drive and broke up a pass on third-down to force a punt.

In the waning moment of the third quarter, Weaver missed a 48-yard field goal and Virginia capitalized off the miss. Virginia regained the lead with a 45-yard touchdown pass to Mizzell that put the Cavaliers up 20-17.

With Virginia on its own 37-yard line midway through the fourth quarter, Glenn intercepted a pass from Benkert and returned it to the 11-yard line. Wake Forest kicked a 36-yard field goal on the ensuing drive to tie the game at 20-20 with 7:51 left in the game.

Not long after, Bates turned the tide with the play of the game. As Benkert scrambled on third down to find an open receiver, Bates picked him off and returned the ball for a 39-yard touchdown. The pick-six put the Deacons up 27-20 with 6:47 remaining.

Scoring	1	2	3	4	Total
Virginia	6	0	14	0	20
Wake Forest	7	10	0	10	27

1st Quarter

UVA - Ellis 6 yd run (Johns pass failed), 11:31
WF - Wolford 64 yd run (Weaver kick), 3:38

2nd Quarter

WF - Weaver 46 yd field goal, 10:41
WF - Serigne 3 yd pass from Wolford (Weaver kick), 0:23

3rd Quarter

UVA - Dowling 2 yd pass from Benkert (Hayward kick), 9:43
UVA - Mizzell 45 yd pass from Benkert (Hayward kick), 0:23

4th Quarter

WF - Weaver 46 yd field goal, 7:51
WF - Bates 39 yd interception return (Weaver kick), 6:47

	UVA	WF
FIRST DOWNS	21	16
RUSHES-YARDS (NET)	32-105	51-226
PASSING YDS (NET)	190	83
Passes Comp-Att-Int	20-40-2	9-10-0
TOTAL OFFENSE PLAYS-YARDS	72-295	61-309
Fumble Returns-Yards	0-0	0-0
Punt Returns-Yards	5-37	2-1
Kickoff Returns-Yards	1-20	2-44
Interception Returns-Yards	0-0	2-80
Punts (Number-Avg)	6-45.8	6-39.7
Fumbles-Lost	1-1	0-0
Penalties-Yards	3-30	6-32
Possession Time	27:17	32:43
Third-Down Conversions	2 of 12	6 of 14
Fourth-Down Conversions	0 for 2	0 for 0
Red-Zone Scores-Chances	2-2	2-2
Sacks By: Number-Yards	3-9	5-29

RUSHING: UVA - Mizzell 16-80; Reid 4-29; Ellis 1-6; Benkert 11-minus 10. WF - Wolford 16-94; Carney 23-87; Colburn 11-46.

PASSING: UVA - Benkert 20-39-2-190. WF - Wolford 9-10-0-83

RECEIVING: UVA - Dowling 8-76; Mizzell 6-79; Zaccheaus 4-14; Santoro 1-16; Johnsn 1-5. WF - Serigne 2-24; Hines 2-20; Bachman 2-19; Carney 1-15; Lewis 1-11; Wolford 1-minus 6.



GAME 10

LOUISVILLE 44, WAKE FOREST 12

NOVEMBER 12, 2016
PAPA JOHN'S CARDINAL STADIUM (51,218)

LOUISVILLE, Ky. -- Wake Forest's upset bid of sixth-ranked Louisville came up short as the Cardinals rallied for a 44-12 victory Saturday night at Papa John's Cardinal Stadium. The Demon Deacons (6-4, 3-3 ACC) held the lead for most of the evening and as late as 11 minutes to play, but the Cardinals (9-1, 7-1 ACC) scored 34 points in the final quarter to post the come-from-behind win.

The Demon Deacon defense forced three early turnovers to build a 12-point lead in the first half before the Cardinals took control of the game late with 44 unanswered points.

Jessie Bates III had a career-high 13 tackles, including eight solo stops and one forced fumble, to lead the Wake Forest defense that held the high-powered Cardinal offense out of the end zone until the second half. Cade Carney had 50 yards rushing to lead the Wake Forest offense and all 12 Demon Deacon points were scored by Mike Weaver, who connected on all four of his field goal attempts.

The Deacons took an early 3-0 lead after forcing a turnover on the opening play from scrimmage. Brad Watson stripped Jaylen Smith after he made a catch and Wendell Dunn recovered the fumble. That set-up a 37-yard field goal from Weaver to open the scoring. Wake Forest doubled the lead later in the quarter. After forcing a three-and-out, the Deacs drove into field goal range to set-up a 45-yard field goal from Weaver, making the score 6-0. Wake Forest held that advantage at the end of the first quarter.

Early in the second quarter, Louisville drove the ball into the Deacon territory for the first time of the night, but another fumble, this one recovered by Josh Okonye, gave the ball back to Wake Forest. The Deacs took the ensuing drive the down the field to set up Weaver's third field goal of the night, a 33-yarder to extend the lead to 9-0.

Wake Forest forced its third fumble of the night on the next Cardinal drive as Bates stripped Lamar Jackson at the end of a long run and Amari Henderson fell on the ball. The Deacons turned that turnover into Weaver's fourth field goal of the half, a 38-yard make, to extend the lead to 12-0. Louisville's final drive of the half got into the red zone, but the Deacon defense held the Cardinals to a field goal as the teams went to intermission with Wake leading 12-3.

Midway through the third quarter, Louisville scored the first touchdown of the evening as Brandon Radcliff scored on a 55-yard run to cut the Deacon lead to 12-10. The Cardinals had a chance to take their first lead later in the quarter, but a missed field goal after a long Jackson run kept the Deacs ahead as the game moved into the fourth quarter.

Radcliff's second touchdown run of the night, early in the fourth quarter, gave the Cardinals their first lead, but their two-point conversion failed, keeping the score at 16-12. Following a blocked punt by the Cardinals, Radcliff's third touchdown run of the game made the score 23-12. Jackson extended the lead to 30-12 with a touchdown pass to Cole Hikutini. On the ensuing possession, Kyle Kearns took over at quarterback for the Demon Deacons but threw an interception to Ronald Walker, who returned it 31 yards for a Louisville touchdown. In the final minute, Louisville scored their final touchdown on a Malik Williams run to make the final margin 44-12.

Scoring	1	2	3	4	Total
Wake Forest	6	6	0	0	12
Louisville	0	3	7	34	44

1st Quarter

WF - Weaver 37 yd field goal, 11:24
WF - Weaver 45 yd field goal, 5:27

2nd Quarter

WF - Weaver 33 yd field goal, 8:19
WF - Wever 38 yd field goal, 2:49
LOU - Creque 38 yd field goal, 0:18

3rd Quarter

LOU - Radcliff 55 yd run (Creque kick), 7:30

4th Quarter

LOU - Radcliff 7 yd run (Jackson pass failed), 10:35
LOU - Radcliff 19 yd run (Creque kick), 7:36
LOU - Hikutini 2 yd pass from Jackson (Creque kick), 4:05
LOU - Walker 31 yd interception return (Creque kick), 3:44
LOU - Williams 2 yd run (Creque kick), 0:50

	WF	LOU
FIRST DOWNS	16	20
RUSHES-YARDS (NET)	49-73	37-346
PASSING YDS (NET)	141	145
Passes Comp-Att-Int	13-24-1	14-26-0
TOTAL OFFENSE PLAYS-YARDS	73-214	63-491
Fumble Returns-Yards	0-0	0-0
Punt Returns-Yards	2-17.5	3-3.7
Kickoff Returns-Yards	7-20.4	3-28.3
Interception Returns-Yards	0-0	1-31
Punts (Number-Avg)	7-31.6	4-41.8
Fumbles-Lost	1-1	4-3
Penalties-Yards	4-25	4-55
Possession Time	38:16	21:44
Third-Down Conversions	5 of 18	5 of 12
Fourth-Down Conversions	1 of 2	1 of 1
Red-Zone Scores-Chances	4-4	5-6
Sacks By: Number-Yards	4-31	7-51

RUSHING: WF - Carney 17-50; Colburn 11-27; Reid 4-5; Bell 2-5; Wolford 13-minus 2; Hines 1-minus 10. LOU - Jackson 22-153; Radcliff 11-141; Smith, Je. 2-37; Williams 2-15.

PASSING: WF - Wolford 13-22-0-141; Kearns 0-2-1-0. LOU - Jackson 14-26-0-145.

RECEIVING: WF - Lewis 4-41; Bachman 3-37; Hines 3-22; Bell 1-15; Colburn 1-15; Serigne 1-11. LOU - Staples 4-28; Hikutini 3-26; Samuel 2-42; Smith, Ja. 2-15; Smith, Je. 1-15; Bonnafon 1-12; Quick 1-7.

2016 GAME RECAPS



GAME 11 CLEMSON 35, WAKE FOREST 13 NOVEMBER 19, 2016 BB&T FIELD (31,512)

WINSTON-SALEM, N.C. -- No. 4 Clemson outpaced Wake Forest 35-13 on Saturday night in front of 31,512 fans at BB&T Field.

Wake Forest (6-5, 3-4 ACC) could not overcome a tough first quarter in which Clemson (10-1, 7-1 ACC) tallied 21 points and held the Deacons scoreless. The Deacons scored 10 in the second and added a field goal in the third but could not make up the difference.

Redshirt freshman quarterback Kyle Kearns started in place of an injured John Wolford and passed for 122 yards. Running back Cade

Carney had 59 yards rushing with one touchdown. Cam Serigne had 41 receiving yards while Chuck Wade had 55 yards.

Jessie Bates III led Wake Forest with 12 tackles including six solo. Marquel Lee had 12 tackles and five solo stops while Josh Okonye had a career-high 12 tackles.

Clemson scored on its first possession as Wayne Gallman ran for a 42-yard touchdown, converting on 4th-and-short. Deshaun Watson increased the Tigers' lead to 14-0 on a 3-yard touchdown run midway through the opening frame.

The Tigers increased their lead to 21-0 after a Mike Williams 15-yard touchdown catch. Clemson added a touchdown from Watson in the second quarter, which was followed by a 42-yard field goal for Wake Forest from Mike Weaver to make it 28-3.

Late in the second quarter, Wake Forest added a touchdown from Cade Carney on a 1-yard rush. In the drive leading up to the touchdown, Kearns hit Serigne for a 41-yard pass to take the Deacons into Clemson territory.

Clemson led Wake Forest 28-10 at halftime.

Halfway through the third quarter, Wake Forest drove down the field thanks to a 22-yard run from Colburn and a 51-yard catch from Wade. Weaver kicked a 23-yard field goal to make it 28-13.

Gallman ran for a 1-yard touchdown in the fourth quarter to close out the scoring.

Scoring	1	2	3	4	Total
Clemson	21	7	0	7	35
Wake Forest	0	10	3	0	13

1st Quarter

CU - Gallman 42 yd run (Huegel kick), 11:24

CU - Watson 3 yd run (Huegel kick), 6:22

CU - Williams 15 yd pass from Watson (Huegel kick), 1:10

2nd Quarter

CU - Watson 2 yd run (Huegel kick), 12:44

WF - Weaver 42 yd field goal, 10:04

WF - Carney 1 yd run (Weaver kick), 3:31

3rd Quarter

WF - Weaver 23 yd field goal, 5:30

4th Quarter


CU - Gallman 1 yd run (Huegel kick), 10:50

	CU	WF
FIRST DOWNS	21	9
RUSHES-YARDS (NET)	42-254	36-71
PASSING YDS (NET)	202	126
Passes Comp-Att-Int	23-33-0	7-18-0
TOTAL OFFENSE PLAYS-YARDS	75-456	54-197
Fumble Returns-Yards	0-0	0-0
Punt Returns-Yards	4-23	1-minus 2
Kickoff Returns-Yards	2-38	3-62
Interception Returns-Yards	0-0	0-0
Punts (Number-Avg)	4-36.5	10-40.1
Fumbles-Lost	2-1	0-0
Penalties-Yards	6-33	5-44
Possession Time	31:41	28:19
Third-Down Conversions	7 of 15	2 of 15
Fourth-Down Conversions	2 for 4	0 for 0
Red-Zone Scores-Chances	4-4	2-2
Sacks By: Number-Yards	4-31	0-0

RUSHING: CU - Gallman 22-162; Watson 7-47; Choice 6-34; Fuller 3-7; Feater 3-6. WF - Carney 18-59; Colburn 10-38; Wade 3-4; Hines 1-1; Kearns 4-minus 31.

PASSING: CU - Watson 23-33-0-202. WF - Kearns 7-18-0-126.

RECEIVING: CU - Williams 6-58; Scott 4-13; Leggett 3-50; McCloud 3-24; Cain 3-20; Renfrow 2-26; Gallman 2-11. WF - Wade 2-55; Carney 2-17; Serigne 1-41; Lewis 1-9; Colburn 1-4.



GAME 12 BOSTON COLLEGE 17, WAKE FOREST 14 NOVEMBER 26, 2016 BB&T FIELD (24,866)

WINSTON-SALEM, N.C. -- Boston College scored a touchdown in the fourth quarter and held off a Wake Forest rally as the Eagles defeated the Demon Deacons 17-14 at BB&T Field.

Wake Forest (6-6, 3-5 ACC) had a 14-10 lead going into the fourth quarter but Boston College (6-6, 2-6 ACC) responded with a late touchdown drive and stymied two Demon Deacon possessions to close out the game. Boston College became bowl eligible with the victory.

Quarterback John Wolford completed 16 passes for 137 yards with two touchdown passes while adding 69 yards rushing. Cam Serigne had six catches for 49 yards and a touchdown while Cortez Lewis had 67 yards on four catches with a score.

Marquel Lee led the defense with 11 tackles including seven solo stops and 1.5 sacks. As a team, Wake Forest had five sacks and five breakups while holding Boston College to just 167 yards of total offense. The Eagles did not eclipse 100 yards in either rushing or passing.

Boston College took advantage of a Wake Forest turnover in the first quarter, kicking a field goal early in the frame for the 3-0 lead. The Eagles added a touchdown later in the quarter on an 11-yard run from Myles Willis which led to a 10-0 advantage for Boston College going into halftime.

Trailing by 10 midway through the third quarter, Wolford marched Wake Forest down the field on an 8-play, 50-yard touchdown drive. Wolford was 3-for-4 passing on the drive and also had a 14-yard run into the red zone. On 3rd-and-goal, Wolford zipped a pass to Serigne for the score.

After holding Boston College to a 3-and-out on the following drive, the Deacons took the lead on a highlight throw-and-catch from Wolford to Lewis. After reaching the Boston College 37-yard line on a rush from Cade Carney, Wolford launched a pass for Lewis down the sideline who brought it down for the diving catch. Following the extra point, Wake Forest held a 14-10 lead halfway through the third quarter.

Boston College retook the lead in the fourth quarter on a 13-yard touchdown pass to Tommy Sweeney which put the Eagles in front 17-14.

In the waning moments of the fourth, Wake Forest backed Boston College up on third down and sent pressure as Ejirofor sacked quarterback Patrick Towles to force a punt. On the following possession, Wake Forest drove to the BC 22-yard line but missed a 40-yard field goal to tie the game. The Deacons had the ball with less than a minute late but the Eagles stopped the drive and finished out the game for the win.

Scoring	1	2	3	4	Total
Boston College	10	0	0	7	17
Wake Forest	0	0	14	0	14

1st Quarter

BC - Knoll 22 yd field goal, 10:16

BC - Willis 11 yd run (Knoll kick), 1:19

2nd Quarter

NONE

3rd Quarter

WF - Serigne 5 yd pass from Wolford (Weaver kick), 7:47

WF - Lewis 37 yd pass from Wolford (Weaver kick), 4:53

4th Quarter

BC - Sweeney 13 yd pass from Towles (Knoll kick), 8:03

	BC	WF
FIRST DOWNS	10	15
RUSHES-YARDS (NET)	39-93	35-150
PASSING YDS (NET)	74	137
Passes Comp-Att-Int	10-23-0	16-33-2
TOTAL OFFENSE PLAYS-YARDS	62-167	68-287
Fumble Returns-Yards	0-0	0-0
Punt Returns-Yards	3-39	3-minus 4
Kickoff Returns-Yards	1-28	0-0
Interception Returns-Yards	2-6	0-0
Punts (Number-Avg)	11-37.3	7-46.1
Fumbles-Lost	3-1	1-1
Penalties-Yards	8-55	3-35
Possession Time	30:45	29:15
Third-Down Conversions	4 of 17	2 of 15
Fourth-Down Conversions	1 for 1	1 for 4
Red-Zone Scores-Chances	3-3	1-2
Sacks By: Number-Yards	4-38	5-33

RUSHING: BC - Rouse 1-27; Jones 10-24; Willis 5-21; Towles 10-13; Hillman 6-8; Smith 5-6. WF - Wolford 14-69; Carney 14-43; Colburn 7-38.

PASSING: BC - Towles 10-23-0-74. WF - Wolford 16-33-2-137

RECEIVING: BC - Sweeney 4-39; Smith 4-20; Walker 1-10; Callinan 1-5. WF - Serigne 6-49; Lewis 4-67; Hines 2-12; Carney 1-5; Wade 1-5; Bachman 1-3; Hayworth 1-minus 4.

2016 GAME RECAPS



MILITARY BOWL WAKE FOREST 34, TEMPLE 26 DECEMBER 27, 2016 NAVY-MARINE CORPS STADIUM (26,656)

ANNAPOLIS, Md. -- The Wake Forest football team jumped out to a 31-7 lead and held on to defeat No. 23-ranked Temple, 34-26, to claim the 2016 Military Bowl inside Navy-Marine Corps Memorial Stadium on Tuesday, Dec. 27. The victory was the Demon Deacons' first bowl win since 2008, and the first victory over a ranked team since 2011.

After the Owls (10-4) cut Wake Forest's (7-6) lead to 31-26 with 3:39 remaining, John Armstrong returned a kickoff 80 yards, leading to a Mike Weaver field goal with 1:59 left.

Temple returned the kickoff to its own 47-yard-line and completed a 9-yard pass, but the Deacons' defense held strong with a pass breakup by Thomas Brown and a tackle for loss by Duke Ejiofor, then an incomplete pass for a turnover on downs. Wake Forest entered victory formation and twice took a knee to seal the win.

Brown was named the Military Bowl MVP for his efforts on defense. He tied for the team lead with seven tackles, also adding a sack, 2.5 TFLs and a forced fumble, helping the Deacons shut down the Owl rushing game, limited to -20 yards.

John Wolford went 10-for-19 for 183 yards and two touchdowns before leaving with an injury in the third quarter. Kyle Kearns tossed for 60 yards in relief.

On the ground, Cade Carney led the way with 17 carries for 71 yards and a score, while Matt Colburn ran 14 times for 60 yards and a touchdown.

Scotty Washington set new career-highs with five catches for 57 yards, while Cam Serigne (68 yards) and Tabari Hines (46 yards) each had three catches, including one for a touchdown.

After Temple's first play from scrimmage went for a 48-yard touchdown pass from Phillip Walker to Adonis Jennings, Wake Forest reeled off 31 consecutive points to take control of the game.

Wolford found Serigne streaking down the center of the field for a 41-yard score to even the game at 7-7.

With 5:20 left in the first quarter, Wolford passed for his second score, finding Hines from 20 yards to give the Deacs a lead they never relented.

Carney added an 11-yard touchdown run and Weaver chipped in a 25-yard field goal to make it 24-7, before Colburn punched in a 3-yard score to push the margin to 31-7 at the 3:02 mark of the second quarter.

Temple bounced back with five straight scores, however the Deacon defense bended-but-didn't-break, forcing four Aaron Boumerhi field goals from 45, 24, 32 and 38 yards. Jennings also hauled in a 58-yard touchdown catch, as Temple cut its deficit to 31-10 at the end of the first half, 31-20 at the end of the third quarter, and 31-26 in the fourth before Wake Forest wrapped up the win.

In addition to Brown's seven tackles, Jessie Bates III, Marquel Lee and Brad Watson each also had seven. Ejiofor finished with six, a half sack and an interception, while Essang Bassey also forced a fumble.

Scoring	1	2	3	4	Total
Wake Forest	7	3	10	6	26
Temple	14	17	0	3	34

1st Quarter

TEM - Jennings 48 yd pass from Walker (Boumerhi kick), 13:33

WF - Serigne 41 yd pass from Wolford (Weaver kick), 8:37

WF - Hines 20 yd pass from Wolford (Weaver kick), 5:20

2nd Quarter

WF - Carney 11 yd run (Weaver kick), 12:26

WF - Weaver 25 yd field goal, 8:34

WF - Colburn 3 yd run (Weaver kick), 3:02

TEM - Boumerhi 45 yd field goal, 0:04

3rd Quarter

TEM - Jennings 58 yd pass from Walker (Boumerhi kick), 14:08

TEM - Boumerhi 24 yd field goal, 3:51

4th Quarter

TEM - Boumerhi 32 yd field goal, 9:36

TEM - Boumerhi 38 yd field goal, 3:56

WF - Weaver 30 yd field goal, 1:59

	TEM	WF
FIRST DOWNS	21	22
RUSHES-YARDS (NET)	23-(-20)	43-125
PASSING YDS (NET)	396	243
Passes Comp-Att-Int	28-49-1	14-29-2
TOTAL OFFENSE PLAYS-YARDS	72-376	72-368
Fumble Returns-Yards	0-0	0-0
Punt Returns-Yards	1-(-1)	3-2
Kickoff Returns-Yards	6-169	5-134
Interception Returns-Yards	2-0	1-1
Punts (Number-Avg)	5-32.2	5-34.6
Fumbles-Lost	3-1	2-0
Penalties-Yards	4-35	7-68
Possession Time	30:57	29:03
Third-Down Conversions	1 of 12	6 of 14
Fourth-Down Conversions	1 for 2	0 for 0
Red-Zone Scores-Chances	4-4	5-5
Sacks By: Number-Yards	3-23	4-59

RUSHING: TEM - Thomas 7-35; Sharga 1-1; Armstead 7-1; Wright 1-minus 3; Walker 7-minus 54. WF - Carney 17-71; Colburn 14-60; Wolford 9-minus 2; Team 3-minus 4.

PASSING: TEM - Walker 28-49-1-396. WF - Wolford 10-19-1-183; Kearns 4-10-1-60.

RECEIVING: TEM - Bryant 11-151; Jennings 7-154; Kirkwood 6-81; Wright 1-7; Armstead 1-7; Deloatch 1-4; Thomas 1-minus 8. WF - Washington 5-57; Serigne 3-68; Hines 3-46; Wade 1-31; Colburn 1-21; Bachman 1-20.



ALL-TIME RESULTS

Year	Coach	OVERALL RECORD		SOCON/ACC RECORD		
		W-L-T	Pct	W-L-T	Pct	Place
1888	W.C. Dowd*	1-0-0	1.000			
1889	W.C. Riddick	3-3-0	.500			
1890	No team					
1891	W.E. Sikes	1-0-0	1.000			
1892	W.E. Sikes	4-0-1	.900			
1893	W.E. Sikes	1-2-0	.333			
1894	No team					
1895	Unknown	0-0-1	.000			
1896-07	No team					
1908	A.P. Hall, Jr.	1-4-0	.250			
1909	A.T. Myers	2-4-0	.333			
1910	Reddy Rowe	2-7-0	.222			
1911	Frank Thompson	3-5-0	.375			
1912	Frank Thompson	2-6-0	.250			
1913	Frank Thompson	0-8-0	.000			
1914	Dr. W.C. Smith	3-6-0	.333			
1915	Dr. W.C. Smith	3-4-0	.429			
1916	G.M. Billings	3-3-0	.500			
1917	E.T. MacDonnell	1-6-1	.188			
1918	Harry Rabenhorst*	1-2-0	.333			
1919	Harry Rabenhorst*	2-6-0	.250			
1920	J.L. White	2-7-0	.222			
1921	J.L. White	2-8-0	.200			
1922	George Levene	3-5-2	.211			
1923	Hank Garrity	6-3-0	.667			
1924	Hank Garrity	7-2-0	.778			
1925	Hank Garrity	6-2-1	.722			
1926	James Baldwin	5-4-1	.550			
1927	James Baldwin	2-6-2	.300			
1928	Stanley B. Cofall	2-6-2	.300			
1929	F.S. Miller	6-5-1	.542			
1930	F.S. Miller	5-3-1	.611			
1931	F.S. Miller	4-4-0	.500			
1932	F.S. Miller	3-3-2	.500			
1933	James H. Weaver	0-5-1	.083			
1934	James H. Weaver	3-7-0	.300			
1935	James H. Weaver	2-7-0	.222			
1936	James H. Weaver	5-4-0	.555	2-3-0	.400	9th
1937	D.C. Walker	3-6-0	.336	1-4-0	.200	14th
1938	D.C. Walker	4-5-1	.450	3-4-1	.438	9th
1939	D.C. Walker	7-3-0	.700	3-3-0	.500	t-6th
1940	D.C. Walker	7-3-0	.700	4-2-0	.667	3rd
1941	D.C. Walker	5-5-1	.500	4-2-1	.643	7th
1942	D.C. Walker	6-2-1	.722	6-1-1	.813	3rd
1943	D.C. Walker	4-5-0	.444	3-2-0	.600	4th
1944	D.C. Walker	8-1-0	.889	6-1-0	.857	2nd
1945	D.C. Walker	5-3-1	.611	4-1-1	.642	2nd
1946	D.C. Walker	6-3-0	.667	2-3-0	.400	t-10th
1947	D.C. Walker	6-4-0	.600	3-4-0	.429	10th
1948	D.C. Walker	6-4-0	.600	5-2-0	.714	5th
1949	D.C. Walker	4-6-0	.400	3-3-0	.500	t-9th
1950	D.C. Walker	6-1-2	.778	6-1-1	.813	4th
1951	Tom Rogers	6-4-0	.600	5-3-0	.625	t-7th
1952	Tom Rogers	5-4-1	.550	5-1-0	.833	t-2nd
1953	Tom Rogers	3-6-1	.350	2-3-0	.400	t-3rd
1954	Tom Rogers	2-7-1	.250	1-4-1	.250	6th
1955	Tom Rogers	5-4-1	.550	3-3-1	.500	5th

* Denotes Head Coach and Team Captain

+ Beginning in 2005, the ACC split into two divisions for football

Member of the Southern Conference from 1936-52

Year	Coach	OVERALL RECORD		ACC RECORD		
		W-L-T	Pct	W-L-T	Pct	Place
1956	Paul Amen	2-5-3	.350	1-5-1	.214	7th
1957	Paul Amen	0-10-0	.000	0-7-0	.000	8th
1958	Paul Amen	3-7-0	.300	2-4-0	.333	6th
1959	Paul Amen	6-4-0	.600	4-3-0	.571	4th
1960	Billy Hildebrand	2-8-0	.200	2-5-0	.286	7th
1961	Billy Hildebrand	4-6-0	.400	3-4-0	.429	t-5th
1962	Billy Hildebrand	0-10-0	.000	0-7-0	.000	8th
1963	Billy Hildebrand	1-9-0	.100	1-5-0	.167	7th
1964	Bill Tate	5-5-0	.500	4-3-0	.571	t-3rd
1965	Bill Tate	3-7-0	.300	1-5-0	.167	8th
1966	Bill Tate	3-7-0	.300	2-4-0	.333	6th
1967	Bill Tate	4-6-0	.400	3-4-0	.429	5th
1968	Bill Tate	2-7-1	.250	2-3-1	.417	6th
1969	Cal Stoll	3-7-0	.300	2-5-0	.286	7th
1970	Cal Stoll	6-5-0	.545	5-1-0	.833	1st
1971	Cal Stoll	6-5-0	.545	2-3-0	.400	t-3rd
1972	Tom Harper	2-9-0	.182	1-5-0	.167	7th
1973	Chuck Mills	1-9-1	.136	0-5-1	.083	7th
1974	Chuck Mills	1-10-0	.091	0-6-0	.000	7th
1975	Chuck Mills	3-8-0	.273	3-3-0	.500	4th
1976	Chuck Mills	5-6-0	.455	3-3-0	.500	3rd
1977	Chuck Mills	1-10-0	.091	0-6-0	.000	7th
1978	John Mackovic	1-10-0	.091	1-5-0	.167	6th
1979	John Mackovic	8-4-0	.667	4-2-0	.667	t-2nd
1980	John Mackovic	5-6-0	.455	2-4-0	.333	t-4th
1981	Al Groh	4-7-0	.364	1-5-0	.167	6th
1982	Al Groh	3-8-0	.273	0-6-0	.000	7th
1983	Al Groh	4-7-0	.364	1-5-0	.167	t-6th
1984	Al Groh	6-5-0	.545	3-3-0	.500	4th
1985	Al Groh	4-7-0	.364	1-6-0	.143	8th
1986	Al Groh	5-6-0	.455	2-5-0	.286	8th
1987	Bill Dooley	7-4-0	.636	4-3-0	.571	t-3rd
1988	Bill Dooley	6-4-1	.591	4-3-0	.571	t-4th
1989	Bill Dooley	2-8-1	.277	1-6-0	.143	7th
1990	Bill Dooley	3-8-0	.273	0-7-0	.000	8th
1991	Bill Dooley	3-8-0	.273	1-6-0	.143	t-7th
1992	Bill Dooley	8-4-0	.667	4-4-0	.500	t-4th
1993	Jim Caldwell	2-9-0	.182	1-7-0	.125	9th
1994	Jim Caldwell	3-8-0	.273	1-7-0	.125	8th
1995	Jim Caldwell	1-10-0	.091	0-8-0	.000	9th
1996	Jim Caldwell	3-8-0	.273	1-7-0	.125	8th
1997	Jim Caldwell	5-6-0	.455	3-5-0	.375	t-6th
1998	Jim Caldwell	3-8-0	.273	2-6-0	.250	t-6th
1999	Jim Caldwell	7-5-0	.583	3-5-0	.375	t-5th
2000	Jim Caldwell	2-9	.182	1-7	.125	8th
2001	Jim Grobe	6-5	.545	3-5	.375	7th
2002	Jim Grobe	7-6	.538	3-5	.375	7th
2003	Jim Grobe	5-7	.417	3-5	.375	7th
2004	Jim Grobe	4-7	.364	1-7	.125	t-10th
2005	Jim Grobe	4-7	.364	3-5	.375	t-4th +
2006	Jim Grobe	11-3	.786	6-2	.750	1st
2007	Jim Grobe	9-4	.692	5-3	.625	t-2nd
2008	Jim Grobe	8-5	.615	4-4	.500	t-3rd
2009	Jim Grobe	5-7	.416	3-5	.375	4th
2010	Jim Grobe	3-9	.250	1-7	.125	6th
2011	Jim Grobe	6-7	.462	5-3	.625	t-2nd
2012	Jim Grobe	5-7	.417	3-5	.375	4th
2013	Jim Grobe	4-8	.333	2-6	.250	6th
2014	Dave Clawson	3-9	.250	1-7	.125	t-6th
2015	Dave Clawson	3-9	.250	1-7	.125	6th
2016	Dave Clawson	7-6	.538	3-5	.375	t-4th

Totals (115 seasons) 442-648-33 .408 135-309-5 .306

PASSING

SINGLE GAME PASS ATTEMPTS (COMPLETIONS)

1.	Rusty LaRue at Duke (10/28/95)**	78 (55)
2.	Rusty LaRue vs. NC State (11/18/95)	67 (50)
3.	Rusty LaRue vs. Georgia Tech (11/4/95)	65 (41)
	Gary Schofield at Maryland (10/16/82)	65 (40)
5.	Gary Schofield vs. Maryland (10/17/81)	62 (43)
6.	Mike Elkins at NC State (9/20/86)	58 (35)
7.	Tanner Price vs. Boston College (11/3/12)	57 (39)
	Brian Kuklick at NC State (11/23/96)	57 (28)
9.	Tanner Price at Syracuse (11/2/2013)	54 (22)
10.	Tanner Price vs. Navy (10/9/10)	53 (37)

** - ACC Record/3rd highest in NCAA history

SINGLE GAME COMPLETIONS (ATTEMPTS)

1.	Rusty LaRue at Duke (10/28/95)**	55 (78)
2.	Rusty LaRue vs. NC State (11/18/95)	50 (67)
3.	Gary Schofield vs. Maryland (10/17/81)	43 (62)
4.	Rusty LaRue vs. Georgia Tech (11/4/95)	41 (65)
5.	Gary Schofield at Maryland (10/16/82)	40 (65)
6.	Tanner Price vs. Boston College (11/3/12)	39 (57)
7.	Tanner Price vs. Navy (10/9/10)	37 (53)
8.	Mike Elkins at NC State (9/20/86)	35 (58)
9.	Riley Skinner vs. Ole Miss (9/6/08)	32 (43)
10.	Riley Skinner vs. NC State (10/3/09)	31 (45)

*** - ACC Record/NCAA Record

SINGLE GAME PASSING YARDS

1.	Rusty LaRue vs. NC State (11/18/95)*	545
2.	Gary Schofield vs. Maryland (10/17/81)	504
3.	Rusty LaRue vs. Georgia Tech (11/4/95)	501
4.	Rusty LaRue at Duke (10/28/95)	478
5.	Jay Venuto at South Carolina (11/15/80)	447
6.	Mike Elkins at NC State (9/20/86)	429
7.	Brian Kuklick at NC State (11/7/98)	421
8.	Gary Schofield at Virginia (10/24/81)	373
	John Wolford at Syracuse (9/12/2015)	373
10.	Riley Skinner at Duke (11/28/09)	372

* - 2nd highest in ACC history

MOST TOUCHDOWN PASSES

Game:	5, Riley Skinner at Duke (11/28/09)
	4, Riley Skinner vs. Maryland (10/10/09)
	4, Rusty LaRue at Duke (10/28/95)
	4, Phil Barnhill vs. Tulsa (11/11/89)
	4, Jay Venuto at South Carolina (11/15/80)

MOST CONSECUTIVE GAMES THROWING A TOUCHDOWN PASS

11	Brian Kuklick, 1996-97 (last 2 of 1996, first 9 of 1997)
----	--

BEST COMPLETION PERCENTAGE

Game:	1.000 (11-11), Riley Skinner vs. Navy (12/20/08)
(min. 10 atts)	.857 (12-14), Mike McGlamry at South Carolina (11/15/75)
(min. 20 atts)	.848 (28-33), Jay Venuto vs. East Carolina (9/22/79)

MOST PASSES ATTEMPTED, HALF

56	Rusty LaRue vs. Duke (10/28/95) (completed 41)
----	--

MOST PASSES COMPLETED, HALF

41	Rusty LaRue vs. Duke (10/28/95) (attempted 56)
----	--

MOST PASSES HAD INTERCEPTED

Game:	7, Red Cochran vs. Texas Tech at Charlotte (11/29/41)
Season:	25, Freddie Summers (1968)
Career:	52, Gary Schofield (1981-83)

LONGEST SCORING PASS

85 yards	Gary Schofield to Tim Ryan vs. Clemson in Tokyo (11/27/82)
85 yards	Benjamin Mauk to Jason Anderson at Clemson (9/4/04)

CONSECUTIVE PASSES WITHOUT AN INTERCEPTION

Game:	53, Tanner Price, Navy (10/9/10)
Season:	166, Tanner Price (2012)
Career:	181, Tanner Price (2011-12)

SEASON PASS ATTEMPTS

1.	Tanner Price (2011)	422
2.	Rusty LaRue (1995)	421
3.	Jay Venuto (1980)	413
4.	Tanner Price (2012)	410
5.	Gary Schofield (1981)	404
6.	Riley Skinner (2009)	400
7.	Brian Kuklick (1996)	396
	Brian Kuklick (1998)	396
9.	Mike Elkins (1986)	380
10.	Tanner Price (2013)	378



Riley Skinner

CAREER PASSING LEADERS

	Years	Comp/Att	Pct	Yards	TD	
1.	Riley Skinner	2006-09	903-1349	66.9	9,762	60
2.	Tanner Price	2010-13	824-1451	56.8	8,899	52
3.	Brian Kuklick	1994-98	665-1230	54.1	8,017	44
4.	Mike Elkins	1985-88	609-1109	54.9	7,304	43
5.	Gary Schofield	1981-83	637-1113	57.2	7,205	44
6.	John Wolford	2014-SA	522-899	58.1	5,602	30
7.	Jay Venuto	1979-80	412-780	53.1	5,056	37
8.	Rusty LaRue	1992-95	472-786	60.1	5,016	23
9.	Keith West	1989-92	365-683	53.4	4,748	28
10.	James MacPherson	1999-02	349-639	54.6	4,716	16
11.	Norm Snead	1958-60	272-601	45.3	4,040	27
12.	Phil Barnhill	1987-90	310-656	47.3	3,931	23
13.	Cory Randolph	2002-05	331-572	57.9	3,899	16
14.	Mike McGlamry	1974-77	309-610	50.7	3,684	17
15.	Foy White	1983-85	281-474	59.3	2,900	26
16.	Ben Sankey	1996-99	238-405	58.8	2,750	15
17.	Freddie Summers	1967-68	202-409	49.4	2,573	11
18.	Nick Sacrinty	1943,45-46	152-339	44.8	2,563	17
19.	John Mackovic	1962-64	147-331	44.4	1,950	6
20.	Larry Russell	1969-71	154-335	46.0	1,755	7

SEASON PASS COMPLETIONS

1.	Riley Skinner (2009)	264
	Rusty LaRue (1995)	264
3.	Tanner Price (2011)	253
4.	Gary Schofield (1981)	241
5.	Riley Skinner (2007)	236
6.	Riley Skinner (2008)	232
7.	Tanner Price (2012)	228
8.	Brian Kuklick (1998)	216
9.	Jay Venuto (1980)	214
	John Wolford (2014)	214

SEASON PASSING YARDS

1.	Riley Skinner (2009)	3,160
2.	Tanner Price (2011)	3,017
3.	Rusty LaRue (1995)	2,775
4.	Brian Kuklick (1998)	2,683
5.	Jay Venuto (1980)	2,624
6.	Gary Schofield (1981)	2,572
7.	Mike Elkins (1986)	2,541
8.	Brian Kuklick (1996)	2,526
9.	Phil Barnhill (1989)	2,454
10.	Jay Venuto (1979)	2,432

SEASON PASSING TOUCHDOWNS

1.	Riley Skinner (2009)	26
2.	Jay Venuto (1980)	21
3.	Tanner Price (2011)	20
4.	Gary Schofield (1981)	18
5.	Mike Elkins (1986)	17
	Phil Barnhill (1989)	17
	Rusty LaRue (1995)	17
8.	Jay Venuto (1979)	16
	Gary Schofield (1983)	16
10.	Brian Kuklick (1997)	15

SEASON COMPLETION PCT. (MIN. 100 ATT.)

1.	Riley Skinner (2007)	72.4 (236-326)
2.	Riley Skinner (2009)	66.0 (264-400)
3.	Riley Skinner (2006)	65.8 (171-260)
4.	Cory Randolph (2005)	64.9 (85-131)
5.	Riley Skinner (2008)	63.9 (232-363)
6.	Foy White (1985)	62.9 (132-210)
7.	Rusty LaRue (1995)	62.7 (264-421)
8.	John Wolford (2015)	60.94 (142-233)
9.	Brian Kuklick (1997)	60.90 (190-312)
10.	Tanner Price (2011)	60.0 (253-422)

SEASON PASSING EFFICIENCY

1.	Riley Skinner (2009)	147.8
2.	Riley Skinner (2006)	139.6
3.	Mike Elkins (1988)	134.4
4.	Riley Skinner (2007)	133.4
5.	Tanner Price (2011)	132.8
6.	James MacPherson (2002)	132.6
7.	Foy White (1985)	132.0
8.	John Wolford (2015)	128.8
9.	Brian Kuklick (1997)	128.4
10.	Riley Skinner (2008)	126.2

CAREER PASS ATTEMPTS

1.	Tanner Price (2010-13)	1,451
2.	Riley Skinner (2006-09)	1,349
3.	Brian Kuklick (1994-98)	1,230
4.	Gary Schofield (1981-83)	1,113
5.	Mike Elkins (1985-88)	1,109
6.	John Wolford (2014-SA)	899
7.	Rusty LaRue (1992-95)	786
8.	Jay Venuto (1979-80)	780
9.	Keith West (1989-92)	683
10.	Phil Barnhill (1987-90)	656

CAREER PASS COMPLETIONS

1.	Riley Skinner (2006-09)	903
2.	Tanner Price (2010-13)	824
3.	Brian Kuklick (1994-98)	665
4.	Gary Schofield (1981-83)	637
5.	Mike Elkins (1985-88)	609
6.	John Wolford (2014-SA)	522
7.	Rusty LaRue (1992-95)	472
8.	Jay Venuto (1979-80)	412
9.	Keith West (1989-92)	365
10.	James MacPherson (1999-02)	349

CAREER PASSING TOUCHDOWNS

1.	Riley Skinner (2006-09)	60
2.	Tanner Price (2010-13)	52
3.	Gary Schofield (1981-83)	44
	Brian Kuklick (1994-98)	44
5.	Mike Elkins (1985-88)	43
6.	Jay Venuto (1979-80)	37
7.	John Wolford (2014-SA)	30
8.	Keith West (1989-92)	28
9.	Norm Snead (1958-60)	27
10.	Foy White (1983-85)	26

CAREER COMPLETION PCT. (MIN. 150 ATT.)

1.	Riley Skinner (2006-09)	66.9 (903-1,349)
2.	Rusty LaRue (1992-95)	60.1 (472-786)
3.	Foy White (1983-85)	59.28 (281-474)
4.	Ben Sankey (1996-99)	58.8 (238-405)
5.	John Wolford (2014-SA)	58.1 (522-899)
6.	Cory Randolph (2002-05)	57.9 (331-572)
7.	Gary Schofield (1981-83)	57.2 (637-1,113)
8.	David Webber (1978-81)	56.9 (149-262)
9.	Tanner Price (2010-13)	56.8 (824-1,451)
10.	Jim Kemp (1991-93)	56.0 (131-234)

CAREER PASSING EFFICIENCY (MIN. 150 ATT.)

1.	Riley Skinner (2006-09)	136.92
2.	Foy White (1983-85)	123.29
3.	Ben Sankey (1996-99)	120.12
4.	James MacPherson (1999-02)	118.30
5.	Cory Randolph (2002-05)	117.36
6.	Rusty LaRue (1992-95)	116.44
7.	Keith West (1989-92)	116.29
8.	Tanner Price (2010-13)	115.86
9.	Gary Schofield (1981-83)	115.31
10.	Jay Venuto (1979-80)	114.72

RUSHING

SINGLE GAME RUSHING ATTEMPTS

1.	John Leach vs. Maryland (11/20/93)	46
2.	James McDougald vs. Clemson (10/9/76)	45
3.	Michael Ramseur vs. App. St. (9/25/82)	42
4.	Morgan Kane vs. Georgia Tech (11/20/99)	39
5.	James McDougald vs. Virginia (10/23/76)	37
6.	Chris Barclay vs. NC State (10/22/05)	36
	Tarence Williams at East Carolina (9/1/01)	36
	Brian Piccolo vs. Duke (11/7/64)	36
	Herman Lewis at Rutgers (11/8/97)	36
10.	Tarence Williams vs. N. Illinois (11/24/01)	35
	Larry Hopkins vs. Tulsa (10/16/71)	35
	Michael Ramseur at NC State (9/22/84)	35
	Mark Young vs. App State (9/26/87)	35
	Herman Lewis at Georgia Tech (11/19/94)	35
	Morgan Kane at Clemson (9/26/98)	35
	Chris Barclay at North Carolina (11/8/03)	35

SINGLE GAME RUSHING YARDS

1.	John Leach vs. Maryland (11/20/93)	329
2.	Micah Andrews vs. Vanderbilt (9/1/05)	254
3.	James McDougald vs. Clemson (10/9/76)	249
4.	Nub Smith vs. William & Mary (10/22/49)	246
5.	Chris Barclay vs. Maryland (11/29/03)	243
6.	Josh Harris at Virginia Tech (10/16/10)	241
7.	Larry Hopkins vs. Clemson (10/17/70)	230
	Larry Hopkins vs. Tulsa (10/16/71)	230
9.	Morgan Kane vs. Georgia Tech (11/20/99)	224
10.	James McDougald vs. Duke (11/10/79)	213
11.	Morgan Kane at Army (9/11/99)	211
12.	Chris Barclay vs. East Carolina (9/17/05)	210
13.	Chris Barclay at Duke (11/29/05)	204

SINGLE GAME RUSHING YARDS BY A QB (SINCE 1954)

1.	Larry Russell vs. Virginia Tech (9/18/71)	149
2.	Freddie Summers vs. North Carolina (10/26/68)	131
	John Mackovic vs. Virginia (9/19/64)	131
4.	Larry Russell vs. William and Mary (11/6/71)	128
5.	Larry Russell vs. Virginia (10/3/70)	123

MOST RUSHING TOUCHDOWNS

Game: 5, Joe Duncavage vs. Camp Davis (9/20/1941)

4, 11 times by eight players:

John Polanski vs. Western Maryland (10/21/39);
John Polanski at Davidson (11/30/39);
Red Cochran vs. South Carolina (at Charlotte, 11/26/42);
Fred Grant at NC State (10/16/43);
Larry Russell vs. Davidson (9/11/71);
Larry Russell vs. William & Mary (11/6/71);
James McDougald vs. Auburn (10/27/79);
Michael Ramseur at Maryland (10/16/82);
Michael Ramseur at Richmond (9/24/83);
Ovie Mughelli at Northern Illinois (8/29/02);
Chris Barclay vs. East Carolina (9/17/05)

MOST RUSHING YARDS, CONSECUTIVE GAMES

416 John Leach, 1993 (87 vs. Georgia Tech, 329 vs. Maryland)

MOST YARDS IN FIRST CAREER GAME

125 Micah Andrews vs. North Carolina A&T (9/18/04)

SINGLE GAME YARDS PER CARRY

1.	Tony Gallowich vs. William Jewell (9/21/40)	25.4 (7/178)
2.	Bill Barnes vs. William & Mary (9/22/56)	22.1 (8/177)
3.	Tarence Williams vs. Ga Tech (10/14/00)	15.7 (7/110)
4.	Kenneth Moore vs. Nebraska (9/8/07)	14.9 (8/116)
5.	Nub Smith vs. William & Mary (10/22/49)	13.7 (18/246)
6.	Josh Harris vs. Va Tech (10/16/10)	12.1 (20/241)
7.	Larry Hopkins vs. Clemson (10/17/70)	11.5 (20/230)
8.	Chris Barclay at Duke (10/29/05)	11.3 (18/204)
9.	Josh Harris vs. Army (9/22/12)	10.8 (12/129)
10.	Herman Lewis at Duke (10/25/97)	10.7 (15/160)

SEASON RUSHING ATTEMPTS

1.	Morgan Kane (1999)	275
2.	James McDougald (1979)	260
3.	Larry Russell (1971)	256
4.	Brian Piccolo (1964)	252
5.	Tarence Williams (2001)	249
	Larry Hopkins (1971)	249
7.	Michael Ramseur (1982)	245
8.	Chris Barclay (2004)	243
9.	James McDougald (1977)	242
10.	Clark Gaines (1975)	238



Chris Barclay

CAREER RUSHING LEADERS

		Years	Rushes	Yards	Avg	TD
1.	Chris Barclay	2002-05	840	4,032	4.8	40
2.	James McDougald	1976-79	880	3,811	4.3	30
3.	Michael Ramseur	1982-85	753	3,325	4.4	30
4.	Tarence Williams	1999-02	575	2,581	4.5	22
5.	Morgan Kane	1996-99	647	2,550	3.9	17
6.	Topper Clemons	1982-85	506	2,379	4.7	13
7.	John Leach	1990-93	474	2,246	4.7	17
8.	Josh Harris	2010-13	489	2,230	4.5	19
9.	Josh Adams	2007-10	545	2,212	4.1	22
	Larry Hopkins	1970-71	452	2,212	4.9	10
11.	Anthony Williams	1988-91	511	2,203	4.3	19
12.	Larry Russell	1969-71	639	1,923	3.0	29
13.	Brandon Pendergrass	2008-11	445	1,865	4.2	17
14.	Mark Young	1986-88	405	1,811	4.5	13
15.	Brian Piccolo	1962-64	413	1,735	4.2	19
16.	Ken Garrett	1970-72	322	1,673	5.2	9
17.	Bill Barnes	1954-56	336	1,607	4.8	10
18.	Darryl McGill	1984-87	344	1,569	4.6	13
19.	Micah Andrews	2004-07	327	1,561	4.8	12
20.	Neil MacLean	1957-59	352	1,539	4.4	11

SEASON RUSHING YARDS

1.	Larry Hopkins (1971)	1,228
2.	Chris Barclay (2003)	1,192
3.	James McDougald (1979)	1,177
4.	Morgan Kane (1999)	1,161
5.	Chris Barclay (2005)	1,127
6.	John Leach (1993)	1,089
7.	Brian Piccolo (1964)	1,044
8.	James McDougald (1976)	1,018
	Tarence Williams (2001)	1,018
10.	Bill Barnes (1956)	1,010
	Chris Barclay (2004)	1,010

SEASON RUSHING YARDS BY A QB (SINCE 1954)

1.	Larry Russell (1971)	803
2.	Larry Russell (1970)	649
3.	John Wolford (2016)	521
4.	Freddie Summers (1968)	510
5.	Larry Russell (1969)	471

SEASON RUSHING YARDS PER CARRY (MIN. 100 ATT.)

1.	Ken Garrett (1971)	6.70 (129/864)
2.	Bill Barnes (1956)	6.01 (168/1,010)
3.	Josh Harris (2010)	5.71 (126/720)
4.	Micah Andrews (2005)	5.65 (110/621)
5.	Topper Clemons (1985)	5.59 (164/916)
6.	Topper Clemons (1984)	5.34 (137/732)
7.	Nub Smith (1949)	5.30 (108/572)
8.	Chris Barclay (2005)	5.17 (218/1,127)
9.	Bill Gregus (1948)	5.15 (122/628)
10.	Tarence Williams (2000)	5.08 (130/661)

SEASON RUSHING YARDS PER GAME (MIN. 100 ATT.)

1.	Chris Barclay (2005)	112.7
2.	Larry Hopkins (1971)	111.6
3.	James McDougald (1979)	107.0
4.	Morgan Kane (1999)	105.5
5.	Brian Piccolo (1964)	104.4
6.	Tarence Williams (2001)	101.8
7.	Bill Barnes (1956)	101.0

SEASON RUSHING TOUCHDOWNS

1.	Brian Piccolo (1964)	15
	Larry Russell (1971)	15
3.	John Polanski (1939)	13
4.	Ovie Mughelli (2002)	12
	Chris Barclay (2003)	12

CAREER RUSHING ATTEMPTS

1.	James McDougald (1976-79)	880
2.	Chris Barclay (2002-05)	840
3.	Michael Ramseur (1982-85)	753
4.	Morgan Kane (1996-99)	647
5.	Larry Russell (1969-71)	639
6.	Tarence Williams (1999-02)	575
7.	Josh Adams (2007-10)	545
8.	Anthony Williams (1988-91)	511
9.	Topper Clemons (1982-85)	506
10.	Josh Harris (2010-13)	490

CAREER RUSHING YARDS BY A QB (SINCE 1954)

1.	Larry Russell (1969-71)	1,923
2.	Freddie Summers (1968-69)	949
3.	Cory Randolph (2002-05)	743
4.	Anthony Young (2000-01)	646
5.	Phil Barnhill (1987-90)	478

CAREER RUSHING TOUCHDOWNS BY A QB (SINCE 1954)

29	Larry Russell (1969-71)
17	Freddie Summers (1968-69)

CAREER RUSHING TOUCHDOWNS

1.	Chris Barclay (2002-05)	40
2.	James McDougald (1976-79)	30
	Michael Ramseur (1982-85)	30
4.	Larry Russell (1969-71)	29
5.	Tarence Williams (1999-02)	22
	Josh Adams (2007-10)	22
7.	Brian Piccolo (1962-64)	19
	Anthony Williams (1988-91)	19
	Josh Harris (2010-13)	19
9.	Bill Gregus (1947-49)	17
	Freddie Summers (1967-68)	17
	John Leach (1990-93)	17
	Morgan Kane (1996-99)	17
	Brandon Pendergrass (2008-11)	17

CAREER RUSHING YARDS PER CARRY (MIN. 200 ATT.)

1.	*Tony Gallowich (1939-42)	5.94 (224 for 1,331)
2.	*John Polanski (1939-42)	5.41 (284 for 1,537)
3.	Ken Garrett (1970-72)	5.20 (322 for 1,673)
4.	Jack Dolbin (1967-69)	4.96 (204 for 1,011)
5.	Larry Hopkins (1970-71)	4.89 (452 for 2,212)
6.	Josh Harris (2010-13)	4.84 (364 for 1,760)
7.	Chris Barclay (2002-05)	4.80 (840 for 4,032)
8.	Bill Barnes (1954-56)	4.78 (336 for 1,607)
9.	Micah Andrews (2004-07)	4.77 (327 for 1,561)
10.	John Leach (1990-93)	4.74 (474 for 2,246)

* Includes only 1939 and 1940 statistics.

CAREER RUSHING YARDS PER GAME

1.	Larry Hopkins (1970-71)	100.5
2.	Chris Barclay (2002-05)	87.7
3.	James McDougald (1976-79)	86.6
4.	Michael Ramseur (1982-85)	79.2
5.	Tarence Williams (1999-02)	69.8

CONS. RUSHES WITHOUT A LOST FUMBLE (SINCE 1973)

1.	Chris Barclay	9/4/04-10/22/05	368
2.	Anthony Williams	11/4/89-11/23/91	337
3.	Josh Harris	9/2/2010-10/6/2012	306
4.	Brandon Pendergrass	8/28/2008-10/9/2010	255
4.	Chris Barclay	10/19/02-11/15/03	253
5.	Morgan Kane	10/17/98-11/13/99	252
6.	Tarence Williams	11/17/02-career	241

TWO OPPOSING PLAYERS EACH WITH 200 YARDS RUSHING

Chris Barclay (243) and Bruce Perry (237), Maryland (11/29/03)

100-YARD GAMES

RUSHING

Chris Barclay (2002-05) 15

124	vs. Georgia Tech	10/11/03
163	at Duke	10/18/03
163	vs. Clemson	11/1/03
160	at North Carolina	11/8/03
243	vs. Maryland	11/29/03
179	at Clemson	9/4/04
134	vs. Duke	10/30/04
138	vs. North Carolina	11/13/04
103	at Maryland	11/27/04
210	vs. East Carolina	9/17/05
105	vs. Clemson	10/1/05
125	at Florida State	10/8/05
117	vs. NC State	10/22/05
204	at Duke	10/29/05
108	vs. Miami	11/12/05

James McDougald (1976-79) 15

100	at Vanderbilt	9/18/76
249	vs. Clemson	10/9/76
167	vs. Virginia	10/23/76
142	at Duke	11/6/76
131	vs. Furman	9/10/77
136	vs. Vanderbilt	9/17/77
103	at NC State	9/24/77
150	at North Carolina	10/8/77
103	at South Carolina	11/18/78
111	vs. Appalachian St.	9/8/79
189	at Georgia	9/15/79
125	at Virginia Tech	10/6/79
147	vs. Auburn	10/27/79
213	vs. Duke	11/10/79
122	at South Carolina	11/17/79

Michael Ramseur (1982-85) 13

191	vs. Appalachian St.	9/25/82
104	at Maryland	10/16/82
110	at Virginia	10/23/82
138	vs. Georgia Tech	11/13/82
132	at Richmond	9/24/83
118	vs. NC State	10/1/83
127	vs. Virginia Tech	9/8/84
171	vs. Appalachian St.	9/15/84
149	at NC State	9/22/84
116	at Richmond	10/6/84
112	vs. NC State	9/21/85
120	vs. Appalachian St.	9/28/85
144	vs. Duke	11/9/85

Tarence Williams (1999-02) 12

110	at Georgia Tech	10/14/00
154	vs. Duke	11/4/00
158	at ECU	9/1/01
116	vs. Appalachian St.	9/8/01
100	vs. Maryland	9/22/01
113	vs. NC State	10/6/01
121	at Duke	10/13/01
101	at North Carolina	11/10/01
140	vs. Northern Illinois	11/24/01
101	vs. North Carolina	10/26/02
149	vs. Florida State	11/2/02
108	vs. Maryland	11/30/02

Larry Hopkins (1970-71) 10

230	vs. Clemson	10/17/70
115	vs. North Carolina	10/24/70
103	at Duke	11/7/70
109	at Virginia Tech	9/18/71
125	at Maryland	10/2/71
180	at NC State	10/9/71
230	vs. Tulsa	10/16/71
143	at North Carolina	10/23/71
104	vs. William and Mary	11/6/71
103	vs. Duke	11/13/71

Morgan Kane (1996-99) 8

131	at Clemson	9/28/96
146	at Duke	10/25/97
113	at Clemson	9/26/98
211	at Army West Point	9/11/99
147	vs. NC State	9/25/99
120	vs. Rutgers	10/2/99
128	vs. Maryland	10/9/99
224	vs. Georgia Tech	11/20/99

Ken Garrett (1970-72) 7

141	at Duke	11/7/70
117	at NC State	10/9/71
159	vs. Tulsa	10/16/71
102	at Clemson	10/30/71
137	vs. Duke	11/13/71
142	at South Carolina	11/20/71
100	vs. Virginia Tech	11/25/72

Brian Piccolo (1962-64) 7

103	at Tennessee	11/3/62
140	vs. South Carolina	11/14/63
154	at Virginia Tech	9/26/64
143	at Vanderbilt	10/10/64
100	at Maryland	10/24/64
115	vs. Duke	11/7/64
115	vs. NC State	11/20/64

Larry Russell (1969-71) 7

123	at Virginia	10/3/70
122	Virginia Tech	10/10/70
106	at Duke	11/7/70
114	Davidson	9/11/71
149	at Virginia Tech	9/18/71
128	vs. William and Mary	11/6/71
112	at Duke	11/13/71

Bill Barnes (1954-56) 6

177	at William and Mary	9/22/56
161	vs. Maryland	9/29/56
106	at North Carolina	10/27/56
118	vs. NC State	11/3/56
103	at Virginia Tech	11/10/56
139	vs. Duke	11/17/56

Topper Clemons (1982-85) 6

122	at Duke	11/6/82
111	at North Carolina	10/8/83
182	at Richmond	10/6/84
129	vs. William and Mary	9/7/85
111	at Tennessee	10/5/85
126	vs. Virginia	10/26/85

Anthony Williams (1988-91) 6

139	vs. Appalachian St.	11/19/88
132	at North Carolina	10/7/89
113	vs. Appalachian St.	9/8/90
136	vs. Army West Point	9/29/90
141	at Vanderbilt	11/24/90
132	vs. Appalachian St.	10/5/91

Josh Adams (2007-10) 5

140	vs. Florida State	10/11/07
131	vs. Navy	10/20/07
111	at Vanderbilt	11/24/07
111	at Miami	10/25/08
101	vs. Georgia Tech	10/2/10

Clark Gaines (1974-75) 5

132	at South Carolina	11/16/74
124	vs. SMU	9/6/75
123	at NC State	9/13/75
117	at Virginia	10/25/75
132	at North Carolina	11/1/75

John Leach (1990-93) 5

101	vs. Appalachian St.	9/12/92
116	vs. Oregon	12/31/92
111	vs. Appalachian St.	9/18/93
171	vs. Duke	10/23/93
329	vs. Maryland ^	11/20/93

^ Wake Forest/ACC Record

Mark Young (1986-88) 5

144	vs. NC State	9/19/87
179	vs. Appalachian St.	9/26/87
135	vs. Duke	11/7/87
118	vs. Illinois State	9/10/88
122	vs. Appalachian St.	11/19/88

Micah Andrews (2004-07) 4

125	vs. NC A&T	9/18/04
254	vs. Vanderbilt	9/1/05
142	vs. East Carolina	9/17/05
142	vs. Syracuse	9/2/06

Josh Harris (2010-13) 4

241	at Virginia Tech	10/16/10
138	at Vanderbilt	11/27/10
136	Florida State	10/8/11
129	Army West Point	9/22/12

Darryl McGill (1984-87) 4

110	vs. Appalachian St.	9/6/86
114	at Army West Point	9/27/86
164	at Duke	11/8/86
129	vs. Richmond	9/12/87

Jack Dolbin (1967-69) 3

122	vs. South Carolina	11/4/67
107	at Tulsa	11/11/67
108	vs. Maryland	11/17/67

Tony Gallovich (1939-42) 3

143	at Miami (Fla.)	10/6/39
178	vs. William Jewell	9/21/40
226	Marshall	10/19/40

Buzz Leavitt (1967-69) 3

103	vs. South Carolina	11/4/67
105	vs. Maryland	10/4/69
107	at Virginia	11/8/69

Herman Lewis (1994-97) 3

149	at Georgia Tech	11/19/94
160	at Duke	10/25/97
129	at Rutgers	11/8/97

Wayne McMillan (78, 80-81) 3

100	vs. The Citadel	9/20/80
134	at William and Mary	10/4/80
137	at Richmond	11/4/81

Brandon Pendergrass (2008-11) 3

110	vs. Virginia	11/8/08
134	at Clemson	11/12/11
125	Maryland	11/19/11

Tony Rogers (1987-90) 3

101	at Villanova	9/3/88
108	vs. Illinois State	9/10/88
106	vs. Tulsa	11/11/89

Freddie Summers (1967-68) 3

115	vs. Maryland	11/17/67
121	vs. North Carolina	10/26/68
108	vs. Maryland	11/2/68

Cade Carney (2016-SA) 2

108	at Duke	9/10/16
104	at NC State	10/1/16

Matt Colburn (2015-SA) 2

118	Delaware	9/17/16
103	at Indiana	9/24/16

Frank Harsh (1972-75) 2

124	at Duke	11/11/72
168	vs. Virginia	11/18/72

Andy Heck (1965-66) 2

118	vs. North Carolina	10/23/65
114	at Auburn	10/8/66

Gary Johnson (1970-72) 2

110	at Florida State	9/26/70
130	at Maryland	10/2/71

Neil MacLean (1957-59) 2

126	vs. Virginia Tech	9/27/58
106	at Auburn	11/22/58

Kenneth Moore (2004-07) 2

165	at Maryland	11/25/06
119	vs. Nebraska	9/8/07

Chip Rives (1984-87) 2

122	at Army West Point	9/27/86
107	vs. Georgia Tech	11/22/86

Bill "Nub" Smith (1949-50) 2

246	vs. William & Mary	10/22/49
166	at South Carolina	11/26/49

Alan White (1959-62) 2

131	at Virginia	10/28/61
113	at North Carolina	11/25/61

De'Angelo Bryant (2003-07) 1

105	at Ole Miss	9/23/07
-----	-------------	---------

Billy Churm (1951-53) 1

104	vs. Richmond	10/6/51
-----	--------------	---------

Lee Clymer (1968) 1

111	vs. North Carolina	10/26/68
-----	--------------------	----------

Corey Donald (1989, 91) 1

126	at Army West Point	9/23/89
-----	--------------------	---------

Bill Gregus (1948-49) 1

132	vs. Georgetown	10/8/49
-----	----------------	---------

Sherron Gudger (1992-94) 1

100	vs. Army West Point	10/1/94
-----	---------------------	---------

Kevin Harris (2006-09) 1

136	vs. Navy	12/20/08
-----	----------	----------

Clayton Heath (1972-73) 1

131	vs. South Carolina	10/13/73
-----	--------------------	----------

Bruce Hillenbrand (1951-53) 1

107	vs. Villanova	10/3/53
-----	---------------	---------

Kendall Hinton (2015-SA) 1

101	at Army West Point	9/19/15
-----	--------------------	---------

Joe Koch (1950-52) 1

106	vs. Boston College	10/4/52
-----	--------------------	---------

John Kronforst (1974) 1

108	vs. Virginia	10/26/74
-----	--------------	----------

John Mackovic (1962-64) 1

131	at Virginia	9/19/64
-----	-------------	---------

Nick Maravic (1953-54) 1

122	vs. Duke	11/13/54
-----	----------	----------

Deandre Martin (2012) 1

115	vs. Army West Point	9/22/12
-----	---------------------	---------

Bill Miller (1949-51) 1

115	vs. NC State	11/18/50
-----	--------------	----------

Ned Moultrie (1990-93) 1

149	vs. Army West Point	10/24/92
-----	---------------------	----------

Nick Ognovich (1944) 1

101	vs. VMI	10/14/44
-----	---------	----------

John Parham (1953-55) 1

151	vs. William and Mary	11/5/55
-----	----------------------	---------

Cory Randolph (2002-05) 1

107	at East Carolina	9/11/04
-----	------------------	---------

Ben Sankey (1992-94) 1

108	vs. UAB	10/23/99
-----	---------	----------

Francis Scarton (1949-51) 1

122	at William and Mary	10/7/50
-----	---------------------	---------

L

100-YARD GAMES

Marshall Williams (2008-10) **4**
116 (7) at NC State 11/15/08
180 (12) at Boston College 9/26/09
111 (8) at Georgia Tech 11/7/09
119 (8) at Duke 11/28/09

Thabiti Davis (1994-97) **3**
120 (10) at Georgia Tech 11/4/95
107 (6) vs. Navy 10/26/96
132 (12) at NC State 11/23/96

Phil Denfield (1979-82) **3**
113 (12) vs. Maryland 10/17/81
115 (12) at Clemson 10/31/81
111 (7) at Duke 11/6/82

John Henry Mills (1988-92) **3**
101 (6) at Maryland 10/13/90
230 (14) at Duke 11/3/90
108 (12) at Northwestern 9/28/91

Nate Morton (2003-06) **3**
142 (5) at East Carolina 9/11/04
114 (5) Virginia Tech 10/9/04
127 (6) Liberty 9/30/07

Red O'Quinn (1946-49) **3**
129 (8) vs. South Carolina 11/28/46
116 (6) vs. William & Mary 10/22/49
150 (5) at NC State 11/12/49

Duane Owens (1981-84) **3**
115 (9) vs. Appalachian St. 9/3/83
102 (6) at Georgia Tech 11/12/83
134 (8) at Duke 11/10/84

Tim Ryan (1980-83) **3**
155 (10) at Virginia 10/24/81
112 (3) vs. Clemson (Tokyo) 11/27/82
109 (5) vs. Maryland 10/15/83

Bob Allen (1958-60) **2**
121 (5) vs. NC State 11/5/60
107 (6) at South Carolina 11/26/60

D.J. Boldin (2005, 07-08) **2**
123 (11) Ole Miss 9/6/08
116 (8) Navy 9/27/08

James Brim (1983-86) **2**
194 (15) at NC State 9/20/86
185 (11) at Duke 11/8/86

Devon Brown (2008-10) **2**
101 (5) at Boston College 9/26/09
101 (12) Miami 10/31/09

Chris Davis (2002-05) **2**
112 (7) Boston College 9/25/04
108 (4) Miami 11/12/05

Fabian Davis (1999-02) **2**
125 (9) vs. Georgia Tech 10/14/00
194 (8) at Navy 11/18/00

Terence Davis (2010-12) **2**
100 (6) vs. Duke 9/29/12
130 (7) at Maryland 10/6/12

Bobby Jones (1989-92) **2**
102 (6) vs. NC State 9/16/89
100 (2) at Navy 11/23/91

Bob Ondilla (1951-53) **2**
120 (5) at G. Washington 10/19/51
109 (7) at South Carolina 11/26/53

Roger Pettus (1991-94) **2**
107 (6) at North Carolina 10/9/93
110 (10) vs. Florida State 9/17/94

David Richmond (1981-83) **2**
108 (8) at Virginia Tech 10/2/82
120 (6) vs. Clemson (Tokyo) 11/27/82

Steve Brown (1987-90) **1**
100 (7) vs. NC State 9/16/89

Marvin Chalmers (1998-99) **1**
121 (9) at Georgia Tech 11/21/98

David Chambers (1983-86) **1**
154 (7) vs. Appalachian St. 9/6/86

Dick Daniels (1954-56) **1**
124 (6) at Virginia Tech 11/10/56

Danny Dembry (2008-11) **1**
126 (8) Gardner-Webb 9/17/11

Tommy Gregg (1981-82, 84) **1**
161 (7) vs. Maryland 10/17/81

Dexter Hawkins (79-80, 82-83) **1**
115 (5) vs. NC State 10/1/83

Ken Henry (1965-67) **1**
103 (7) vs. North Carolina 10/23/65

Tabari Hines (2015-SA) **1**
125 (9) at NC State 10/1/16

Bill Hull (1959-61) **1**
112 (6) vs. Maryland 10/22/60

Ron Jurewicz (1967-69) **1**
101 (6) at Minnesota 10/5/68

Cortez Lewis (2015-SA) **1**
109 (6) at Florida State 10/15/16

Jack Lewis (1950-52) **1**
103 (8) at Furman 11/22/52

Pete Manning (1957-59) **1**
100 (3) vs. South Carolina 11/2/8/59

Chris McCoy (1998-00) **1**
107 (6) at NC State 11/7/98

Mike Mullen (1978-81) **1**
100 (7) at South Carolina 11/18/78

Michael Ramseur (1982-85) **1**
106 (11) vs. NC State 9/21/85

Orville Reynolds (2011-14) **1**
101 (3) vs. ULM 9/14/13

Greg Scales (1984-86) **1**
108 (4) vs. Virginia 10/4/86

Cam Serigne (2014-SA) **1**
135 (5) vs. Duke 11/28/15

Bill "Nub" Smith (1949-50) **1**
104 (4) at North Carolina 10/15/49

Tom Smith (1977) **1**
107 (9) vs. Duke 11/5/77

Kai Snead (1996) **1**
102 (2) at Georgia Tech 9/14/96

Wendell Wells (1991-93) **1**
100 (3) at Maryland 10/17/92

Rick White (1966-68) **1**
102 (8) at Minnesota 10/5/68

Jonathan Williams (2013-15) **1**
143 (5) vs. Presbyterian 8/29/13

Gary Winrow (1969-70) **1**
109 (9) at Clemson 10/18/69

Steve Young (1974-77) **1**
113 (12) at Purdue 10/1/77

(/) - denotes receptions

GAMES WITH TWO 100-YARD RUSHERS (15)

- 9/26/64 at Virginia Tech (W, 38-21) -- Brian Piccolo, 154 yds./Wayne Welborn, 107 yds.
- 11/4/67 vs. South Carolina (W, 35-21) -- Jack Dolbin, 122 yds./Buz Leavitt, 103 yds.
- 11/17/67 vs. Maryland (W, 35-17) -- Jack Dolbin, 108 yds./Freddie Summers, 115 yds.
- 10/26/68 vs. North Carolina (W, 48-31) -- Lee Clymer, 111 yds./Freddie Summers, 121 yds.
- 11/7/70 at Duke (W, 28-14) -- Larry Hopkins, 103 yds./Ken Garrett, 141 yds.
- 10/2/71 at Maryland (W, 18-14) -- Larry Hopkins, 125 yds./Gary Johnson, 130 yds.
- 10/9/71 at NC State (L, 14-21) -- Larry Hopkins, 180 yds./Ken Garrett, 117 yds.
- 10/16/71 vs. Tulsa (W, 51-21) -- Larry Hopkins, 230 yds./Ken Garrett, 159 yds.
- 10/6/84 at Richmond (W, 29-16) -- Michael Ramseur, 116 yds./Topper Clemons, 182 yds.
- 9/27/86 at Army (W, 49-14) -- Darryl McGill, 114 yds./Chip Rives, 122 yds.
- 9/10/88 vs. Illinois State (W, 35-0) -- Tony Rogers, 108 yds./Mark Young, 118 yds.
- 11/19/88 vs. Appalachian St. (L, 10-15) -- Anthony Williams, 139 yds./Mark Young, 122 yds.
- 10/25/97 vs. Duke (W, 38-24) -- Morgan Kane, 146 yds./Herman Lewis, 160 yds.
- 9/17/05 vs. East Carolina (W, 44-34) -- Chris Barclay, 210 yds./Micah Andrews, 142 yds.
- 9/22/12 vs. Army (W, 49-37) -- Josh Harris, 129 yds./Deandre Martin, 115 yds.

GAMES WITH TWO 100-YARD RECEIVERS (10)

- 10/5/68 at Minnesota (L, 24-19) - Ron Jurewicz, 101 yds./Rick White, 102 yds.
- 11/27/82 vs. Clemson (Tokyo) (L, 21-17) - David Richmond, 120 yds./Tim Ryan, 112 yds.
- 9/16/89 vs. NC State (L, 27-17) - Steve Brown, 100 yds./Bobby Jones, 102 yds.
- 9/28/91 at Northwestern (L, 41-14) - Todd Dixon, 113 yds./John Henry Mills, 108 yds.
- 10/9/93 at North Carolina (L, 45-35) - Marlon Estes, 107 yds./Roger Pettus, 107 yds.
- 11/23/96 at NC State (L, 37-22) - Desmond Clark, 110 yds./Thabiti Davis, 132 yds.
- 9/25/97 vs. NC State (W, 19-18) - Desmond Clark, 134 yds./Jammie Deese, 104 yds.
- 11/7/98 at NC State (L, 38-27) - Jammie Deese, 167 yds./Chris McCoy, 107 yds.
- 11/21/98 at Ga. Tech (L, 63-35) - Jammie Deese, 141 yds./Marvin Chalmers, 121 yds.
- 9/26/09 at Boston College (L, 27-24 OT) - Devon Brown, 101 yds./Marshall Williams, 180 yds.
- 9/14/14 vs. ULM (L, 21-20) - Michael Campanaro, 177 yds./Orville Reynolds, 101 yds.

GAMES WITH THREE 100-YARD RECEIVERS (1)

- 10/17/81 vs. Maryland (L, 45-33) - Tommy Gregg, 161 yds./Phil Denfield, 113 yds./Kenny Duckett, 101 yds.

GAMES WITH THREE 100-YARD RUSHERS (2)

- 11/7/70 vs. Duke (W, 28-14) - Ken Garrett, 141 yds./Larry Russell, 106 yds./Larry Hopkins, 103 yds.
- 11/13/71 vs. Duke (W 23-7) - Ken Garrett, 131 yds./Larry Russell 112 yds./Larry Hopkins, 103 yds.

GAMES WITH A 100-YARD RUSHER/100-YARD RECEIVER (23)

- 10/22/49 vs. William & Mary (W, 55-28) - "Nub" Smith, 246 rush/Red O'Quinn, 116 rec.
- 11/10/56 at Virginia Tech (T, 13-13) - Bill Barnes, 103 rush/Dick Daniels, 124 rec.
- 10/23/65 vs. North Carolina (W, 12-10) - Andy Heck, 118 rush/Ken Henry, 103 rec.
- 10/18/69 at Clemson (L, 28-14) - Larry Russell, 216 rush/Gary Winrow, 109 rec.
- 11/18/78 at South Carolina (L, 37-14) - James McDougald, 103 rush/Mike Mullen, 100 rec.
- 9/15/79 at Georgia (W, 22-21) - James McDougald, 189 rush/Wayne Baumgardner, 100 rec.
- 10/6/79 at Virginia Tech (W, 19-14) - James McDougald, 125 rush/Wayne Baumgardner, 151 rec.
- 10/27/79 vs. Auburn (W, 42-38) - James McDougald, 147 rush/Wayne Baumgardner, 159 rec.
- 11/17/79 at South Carolina (L, 35-14) - James McDougald, 122 rush/Wayne Baumgardner, 122 rec.
- 10/1/83 vs. NC State (L, 38-15) - Michael Ramseur, 118 rush/Dexter Hawkins, 115 rec.
- 9/21/85 vs. NC State (L, 20-17) - Michael Ramseur, 112 rush/Michael Ramseur, 106 rec.
- 11/8/86 at Duke (L, 38-36) - Darryl McGill, 164 rush/James Brim, 185 rec.
- 10/7/89 at North Carolina (W, 17-16) - Anthony Williams, 132 rush/Ricky Proehl, 119 rec.
- 9/26/98 at Clemson (W, 29-19) - Morgan Kane, 113 rush/Desmond Clark, 100 rec.
- 10/2/99 vs. Rutgers (W, 17-10) - Morgan Kane, 120 rush/Jammie Deese, 106 rec.
- 10/14/00 at Georgia Tech (L, 52-20) - Tarence Williams, 110 rush/Fabian Davis, 125 rec.
- 11/3/01 at Virginia (W, 34-30) - Fred Staton, 151 rush/Jason Anderson, 150 rec.
- 9/4/04 at Clemson (L, 37-30, 2ot) - Chris Barclay, 179 rush/Jason Anderson, 139 rec.
- 9/11/04 at East Carolina (W, 31-17) - Cory Randolph, 107 rush/Nate Morton, 142 rec.
- 11/12/05 vs. Miami (L, 47-17) - Chris Barclay, 108 rush/Chris Davis, 104 rec.
- 10/20/07 at Navy (W, 44-24) - Josh Adams, 131 rush/Kenneth Moore, 181 rec.
- 10/8/11 vs. Florida State (W, 35-30) - Josh Harris, 136 rush/Chris Givens, 101 rec.

GAME WITH TWO 100-YARD RUSHERS/ONE 100-YARD RECEIVER (2)

- 9/10/88 vs. Illinois St. (W, 35-0) - Tony Rogers, 108 rush/Mark Young, 118 rush/Ricky Proehl, 109 rec.
- 9/22/12 vs. Army (W, 49-37) - J. Harris, 129 rush/D. Martin 115 rush/M. Campanaro 153 rec.

RECEIVING

SINGLE GAME RECEPTIONS

1.	Michael Campanaro vs. ULM (9/14/14)*	16
	Michael Campanaro vs. BC (11/3/12)*	16
3.	James Brim at NC State (9/20/86)	15
	Marlon Estes vs. NC State (11/18/95)	15
	Kenneth Moore at Boston College (9/1/07)	15
	Kenneth Moore at Navy (10/20/07)	15
7.	John Henry Mills at Duke (11/3/90)	14
8.	Marlon Estes at Duke (10/28/95)	13
	Desmond Clark vs. Duke (11/16/96)	13
	Michael Campanaro vs. UNC (9/8/12)	13

* - Tied for ACC Record

SINGLE GAME RECEIVING YARDS

1.	Wayne Baumgardner at S. Carolina (11/15/80)	271
2.	John Henry Mills at Duke (11/3/90)	230
3.	James Brim at NC State (9/20/86)	194
	Fabian Davis at Navy (11/18/00)	194
5.	Chris Givens vs. Maryland (11/19/11)	191
6.	James Brim at Duke (11/8/86)	185
	Ricky Proehl vs. Duke (11/4/89)	185
8.	Kenneth Moore at Navy (10/20/07)	181
9.	Marshall Williams at BC (9/26/09)	180
10.	Marlon Estes vs. NC State (11/18/95)	178

MOST TOUCHDOWN RECEPTIONS

Game: 3, seven times:

Herb Cline at G. Washington (11/20/41);
Red O'Quinn vs. William & Mary (10/22/49);
John Zeglinski at So. Carolina (11/15/75);
Kenny Duckett vs. Maryland (10/17/81);
Todd Dixon at Duke (11/7/92);
Marlon Estes vs. NC State (11/18/95);
Michael Campanaro vs. Boston College (11/3/12)

SINGLE GAME YARDS PER RECEPTION (MIN. 100 YARDS)

1.	Todd Dixon (Western Carolina, 1991)	61.0 (2/122)
2.	Jason Anderson (Oregon, 2002)	52.3 (3/157)
3.	Kai Sneed (Georgia Tech, 1996)	51.0 (2/102)
4.	Bobby Jones (Navy, 1991)	50.0 (2/100)
5.	Chris Givens (Duke, 2010)	39.8 (4/159)

MOST 100-YARD RECEIVING GAMES

Season: 8, Wayne Baumgardner, 1979

7, Chris Givens (2011)

Career: 12, Ricky Proehl (1986-89)

MOST CONSECUTIVE 100-YARD GAMES

4 by Chris Givens (2011)

4 by Wayne Baumgardner (1979)

3 by Ricky Proehl (1989)

3 by Jammie Deese (1998)

CONSECUTIVE GAMES WITH A RECEPTION

1.	Jammie Deese (9/21/96-career)	42
2.	Wayne Baumgardner (9/30/78-10/3/81)	38
3.	Cam Serigne (8/28/14-SA)	36
4.	Todd Dixon (11/17/90-career)	35
5.	Desmond Clark (10/28/96-11/14/98)	33
	Ricky Proehl (9/12/87-career)	33

SEASON RECEPTIONS

1.	Kenneth Moore (2007)	98
2.	Chris Givens (2011)	83
3.	D.J. Boldin (2008)	81
4.	Michael Campanaro (2012)	79
5.	Desmond Clark (1997)	72
6.	Marlon Estes (1995)	68
	Jammie Deese (1998)	68
8.	Michael Campanaro (2013)	67
9.	James Brim (1986)	66
10.	Ricky Proehl (1989)	65



Michael Campanaro

CAREER RECEPTION LEADERS

		Years	Rec.	Yards	Avg.	TD
1.	Michael Campanaro	2010-13	229	2,506	10.9	14
2.	Desmond Clark	1995-98	216	2,834	13.1	20
3.	Ricky Proehl	1986-89	188	2,949	15.7	25
4.	Jammie Deese	1996-99	184	2,348	12.8	11
5.	Chris Givens	2009-11	163	2,473	15.2	21
6.	Thabiti Davis	1994-97	161	1,865	11.6	12
7.	James Brim	1983-86	153	2,040	13.3	12
8.	John Henry Mills	1988-92	142	1,652	11.6	6
9.	Wayne Baumgardner	1978-81	141	2,431	17.2	13
10.	Kenneth Moore	2004-07	139	1,458	10.5	7
11.	Todd Dixon	1990-93	134	2,300	17.2	22
12.	Cam Serigne	2014-SA	130	1,519	11.7	12
13.	Red O'Quinn	1946-49	124	1,895	15.3	21
14.	Steve Brown	1987-90	122	1,678	13.8	3
15.	Nate Morton	2004-07	117	1,650	14.1	7
16.	Jason Anderson	2001-04	115	2,066	18.0	15
17.	Tim Ryan	1980-83	111	1,591	14.3	10
18.	Marshall Williams	2008-10	110	1,529	13.9	10
	Devon Brown	2008-10	110	1,107	10.1	8
20.	Michael Ramseur	1982-85	109	825	7.6	2

SEASON RECEIVING YARDS

1.	Chris Givens (2011)	1,330
2.	Ricky Proehl (1989)	1,053
3.	Kenneth Moore (2007)	1,011
4.	Wayne Baumgardner (1979)	1,000
5.	Desmond Clark (1997)	950
6.	James Brim (1986)	930
7.	Marshall Williams (2009)	867
8.	Desmond Clark (1998)	866
9.	D.J. Boldin (2008)	848
10.	Ricky Proehl (1988)	845

SEASON TOUCHDOWN RECEPTIONS

1.	Kenny Duckett (1980)	12
2.	Ricky Proehl (1989)	11
3.	Marlon Estes (1995)	9
	Chris Givens (2011)	9
5.	Chris Givens (2009)	8
	John Zeglinski (1975)	8
	Wayne Baumgardner (1979)	8
	Ricky Proehl (1988)	8
	Desmond Clark (1998)	8
10.	Red O'Quinn (1947 & 1948)	7
	Todd Dixon (1991 & 1992)	7
	Kenny Duckett (1981)	7

SEASON AVERAGE PER RECEPTION (MIN. 25 REC)

1.	Todd Dixon (1991)	19.9 (35/695)
2.	Wayne Baumgardner (1980)	18.6 (41/764)
3.	Bobby Allen (1959)	18.5 (25/462)
4.	Wayne Baumgardner (1979)	18.2 (55/1,000)
5.	Fabian Davis (2000)	18.1 (33/596)
6.	Jason Anderson (2003)	17.1 (44/751)
7.	David Richmond (1983)	17.04 (27/460)
	Roger Pettus (1993)	17.00 (30/510)
9.	Todd Dixon (1993)	16.91 (33/558)
	Jason Anderson (2001)	16.86 (28/472)

CAREER RECEIVING YARDS

1.	Ricky Proehl (1986-89)	2,949
2.	Desmond Clark (1995-98)	2,834
3.	Michael Campanaro (2010-13)	2,506
4.	Chris Givens (2009-11)	2,473
5.	Wayne Baumgardner (1978-81)	2,431
6.	Jammie Deese (1996-99)	2,348
7.	Todd Dixon (1990-93)	2,300
8.	Jason Anderson (2001-04)	2,066
9.	James Brim (1983-86)	2,040
10.	Red O'Quinn (1946-49)	1,895

CAREER RECEIVING TOUCHDOWNS

1.	Ricky Proehl (1986-89)	25
2.	Todd Dixon (1990-93)	22
3.	Red O'Quinn (1946-49)	21
	Chris Givens (2009-11)	21
5.	Desmond Clark (1995-98)	20
6.	Kenny Duckett (1978-81)	19
7.	Jason Anderson (2001-04)	15
8.	Michael Campanaro (2010-13)	14
9.	Greg Scales (1984-87)	13
	Wayne Baumgardner (1978-81)	13

CAREER AVG. PER RECEPTION (MIN. 75 REC.)

1.	Jason Anderson (2001-04)	18.0 (115/2,066)
2.	Wayne Baumgardner (1978-81)	17.24 (141/2,431)
3.	Todd Dixon (1990-93)	17.16 (134/2,300)
4.	Ricky Proehl (1986-89)	15.7 (188/2,949)
5.	Fabian Davis (1999-02)	15.6 (100/1,557)
6.	Red O'Quinn (1946-49)	15.3 (124/1,895)
7.	Chris Givens (2009-11)	15.2 (163/2,473)
8.	Bill Millner (1973-76)	14.37 (75 of 1078)
9.	Tim Ryan (1980-83)	14.33 (111/1,591)
10.	Nate Morton (2003-06)	14.1 (117/1,640)

SINGLE GAME RECEPTIONS BY A RUNNING BACK

11 Michael Ramseur vs. NC State, 1985

SEASON RECEPTIONS (RUNNING BACKS)

1.	Michael Ramseur (1985)	54
2.	Albert Kirby (1979)	48
3.	John Leach (1993)	41
4.	Morgan Kane (1997)	39
5.	Josh Adams (2007)	34

SEASON RECEIVING YARDS (RUNNING BACKS)

1.	Ron Jurewicz (1969)	451
2.	Michael Ramseur (1985)	450
3.	Morgan Kane (1997)	350
4.	John Leach (1993)	340
5.	Albert Kirby (1979)	329

MOST TOUCHDOWN RECEPTIONS BY A RUNNING BACK

Game: 2, Tommy Bohanon vs. Duke (9/29/12)
Tommy Bohanon vs. Clemson (10/25/12)
Donnie Frederick vs. Virginia (10/28/61)
Jim Dalrymple vs. Maryland (9/20/58)

Season: 5, John Parham, 1955

Tommy Bohanon, 2012

Career: 7, Tommy Bohanon, 2009-12

RECEIVING/SCORING

CAREER RECEPTIONS (RUNNING BACKS)

1. Michael Ramseur (1982-85)	109
2. John Leach (1990-93)	107
3. Dan Dougherty (1980-83)	93
4. Morgan Kane (1996-99)	91
5. Josh Adams (2007-10)	85

CAREER RECEIVING YARDS (RUNNING BACKS)

1. John Leach (1990-93)	986
2. Michael Ramseur (1982-85)	825
3. Morgan Kane (1996-99)	731
4. Ron Jurewicz (1967-69)	699
5. Joe Carazo (1963-65)	625

SINGLE GAME RECEPTIONS BY A TIGHT END

14 John Henry Mills vs. Duke, 1990

SEASON RECEPTIONS (TIGHT ENDS)

1. Cam Serigne (2014)	54
2. John Henry Mills (1991)	51
Phil Denfeld (1981)	51
Steve Young (1977)	51
5. Cam Serigne (2015)	46
John Henry Mills (1990)	46

SEASON RECEIVING YARDS (TIGHT ENDS)

1. John Henry Mills (1990)	623
2. Cam Serigne (2015)	562
3. John Henry Mills (1991)	559
4. Cam Serigne (2014)	531
5. Steve Young (1977)	483

CAREER RECEPTIONS (TIGHT ENDS)

1. John Henry Mills (1989-92)	142
2. Cam Serigne (2014-SA)	130
3. Steve Young (1974-77)	108
4. Phil Denfeld (1980-82)	100
5. Mike Mullen (1978-81)	78

CAREER RECEIVING YARDS (TIGHT ENDS)

1. John Henry Mills (1989-92)	1,652
2. Cam Serigne (2014-SA)	1,519
3. Steve Young (1974-77)	1,173
4. Phil Denfeld (1980-82)	963
5. Mike Mullen (1978-81)	887

MOST TOUCHDOWN RECEPTIONS BY A TIGHT END

Game: 2, **Cam Serigne vs. Clemson (11/6/14)**
David Jarvis vs. Georgia Tech (11/21/87)
Phil Denfeld vs. Virginia (11/23/82)
Steve Young vs. Duke (11/6/76)

Season: 5, **Cam Serigne, 2014**

Career: 12, **Cam Serigne, 2014-SA**

MOST CONSECUTIVE GAMES WITH A TOUCHDOWN CATCH

Game: 6, Desmond Clark, 1998 (Navy thru UNC)

MOST CONSECUTIVE 100-YARD RECEIVING GAMES

Season: 4, Wayne Baumgardner, 1989
4, Chris Givens, 2011



Sam Swank

CAREER SCORING LEADERS

	Years	TDs	FGs	2PTs	PATs	Points
1. Sam Swank	2005-08	0	71	0	124	337
2. Jimmy Newman	2009-12	0	42	0	121	247
3. Chris Barclay	2002-05	40	0	0	0	240
4. Wilson Hoyle	1986-89	0	37	0	119	230
5. Matthew Burdick	1996-99	0	46	0	79	217
6. Mike Weaver	2014-SA	0	47	0	71	212
7. Michael Ramseur	1982-85	32	0	1	0	194
8. James McDougald	1976-79	32	0	0	0	192
9. Larry Russell	1969-71	29	0	3	0	180
10. Ricky Proehl	1986-89	29	0	0	0	174
11. Mike Green	1990-93	0	33	0	54	153
12. Phil Denfeld	1979-82	4	22	0	61	151
13. Matt Wisnosky	2002-04	0	25	0	75	150
14. Todd Dixon	1990-93	24	0	1	0	146
15. Chris Givens	2009-11	24	0	0	0	144
16. Brian Piccolo	1962-64	21	1	11	0	140
17. Josh Adams	2007-10	23	0	0	0	138
18. Tarence Williams	1999-02	22	0	1	0	134
19. Red O'Quinn	1946-49	22	0	0	0	132
20. Morgan Kane	1996-99	21	0	0	0	126

SINGLE GAME TOUCHDOWNS SCORED

1. Joe Duncavage vs. Camp Davis (9/20/1941)	5
2. John Polanski at Davidson (11/30/39)	4
Red Cochran vs. South Carolina (11/26/42)	4
Fred Grant at NC State (10/16/43)	4
Larry Russell vs. Davidson (9/11/71)	4
Larry Russell vs. William & Mary (11/6/71)	4
James McDougald vs. Auburn (10/27/79)	4
Michael Ramseur at Maryland (10/16/82)	4
Michael Ramseur at Richmond (9/24/83)	4
Ovie Mughelli at Northern Illinois (8/29/03)	4
Chris Barclay vs. East Carolina (9/17/05)	4

GAME POINTS SCORED

31 Joe Duncavage vs. Camp Davis (9/20/1941) (5 touchdowns, 1 PAT)
28 John Polanski vs. Davidson (11/30/1939) (4 touchdowns, 4 PATs)

SEASON POINTS SCORED

1. Brian Piccolo (1964)	111
2. Sam Swank (2006)	102
3. Sam Swank (2007)	98
4. Larry Russell (1971)	94
5. Mike Weaver (2016)	91
John Polanski (1939)	91
7. Jimmy Newman (2011)	90
8. Sam Swank (2005)	86
9. Matt Wisnosky (2002)	84
10. Rock Brinkley (1944)	78
James McDougald (1979)	78

SEASON TOUCHDOWNS SCORED

1. Brian Piccolo (1964)	17
2. Larry Russell (1971)	15
3. John Polanski (1939)	14
4. Rock Brinkley (1944)	13
James McDougald (1979)	13
6. Kenny Duckett (1980)	12
Chip Rives (1986)	12
Morgan Kane (1999)	12
Ovie Mughelli (2002)	12
Chris Barclay (2003)	12
Josh Adams (2007)	12

CAREER TOUCHDOWNS SCORED

1. Chris Barclay (2002-05)	40
2. James McDougald (1976-79)	32
Michael Ramseur (1982-85)	32
4. Larry Russell (1969-71)	29
Ricky Proehl (1986-89)	29
Rock Brinkley (1944-46)	25
6. Todd Dixon (1990-93)	24
Chris Givens (2009-11)	24
8. Josh Adams (2007-10)	23
9. Red O'Quinn (1964-49)	22
Tarence Williams (1999-02)	22

TOTAL OFFENSE/ALL-PURPOSE YARDS

TOTAL OFFENSE

SINGLE GAME TOTAL OFFENSE PLAYS

1.	Rusty LaRue at Duke (10/28/95)	82
2.	Rusty LaRue vs. NC State (11/18/95)	74
3.	Rusty LaRue vs. Georgia Tech (11/4/95)	72
4.	Gary Schofield vs. Maryland (10/17/81)	71
5.	Ben Sankey vs. Duke (11/13/99)	69
6.	Gary Schofield at Maryland (10/16/82)	68
	Brian Kuklick at NC State (11/23/96)	68
	Kendall Hinton vs. Indiana (9/26/15)	68
9.	Brian Kuklick at NC State (11/7/98)	63
10.	Tanner Price vs. Boston College (11/3/12)	61

MOST TOTAL OFFENSE PLAYS, HALF

57	Rusty LaRue at Duke (2nd half) (10/28/95)
----	---

SINGLE GAME TOTAL OFFENSE YARDS (RUSH/PASS)

1.	Rusty LaRue vs. NC State (11/18/95)	554 (9/545)
2.	Rusty LaRue vs. Georgia Tech (11/4/95)	514 (13/501)
3.	Rusty LaRue at Duke (10/28/95)	464 (-14/478)
4.	Cory Randolph at East Carolina (9/11/04)	451 (107/344)
5.	Gary Schofield vs. Maryland (10/17/81)	443 (-61/504)
6.	Mike Elkins at NC State (9/20/86)	429 (0/429)
7.	Jay Venuto at South Carolina (11/15/80)	402 (-45/447)
8.	Riley Skinner vs. Miami (10/31/09)	392 (43/349)
9.	Brian Kuklick at NC State (11/7/98)	377 (-44/421)
10.	Gary Schofield vs. Maryland (10/15/83)	367 (2/365)
	Riley Skinner at Duke (11/28/09)	367 (-5/372)

SEASON TOTAL OFFENSE PLAYS

1.	Rusty LaRue (1995)	505
2.	Tanner Price (2013)	501
3.	Tanner Price (2011)	500
4.	Tanner Price (2012)	487
5.	Jay Venuto (1980)	480
6.	Brian Kuklick (1996)	476
7.	Brian Kuklick (1998)	474
8.	John Wolford (2014)	471
9.	Riley Skinner (2009)	470
10.	Phillip Barnhill (1989)	469

SEASON TOTAL OFFENSE YARDS


1.	Riley Skinner (2009)	3,216 (56 r, 3,160 p)
2.	Tanner Price (2011)	2,964 (-53 r, 3,017 p)
3.	Phil Barnhill (1989)	2,820 (366 r, 2,454 p)
4.	Rusty LaRue (1995)	2,801 (26 r, 2,775 p)
5.	Brian Kuklick (1998)	2,574 (-109 r, 2,683 p)
6.	Riley Skinner (2008)	2,491 (144 r, 2,347 p)
7.	Jay Venuto (1979)	2,485 (53 r, 2,432 p)
8.	Tanner Price (2013)	2,472 (239 r, 2,233 p)
9.	Brian Kuklick (1996)	2,454 (-72 r, 2,526 p)
10.	Mike Elkins (1986)	2,443 (-98 r, 2,541 p)

SEASON TOUCHDOWNS RESPONSIBLE FOR

1.	Riley Skinner, 2009	28
2.	Jay Venuto, 1980	22
3.	Tanner Price, 2011	21
4.	Phillip Barnhill, 1989	20
5.	Gary Schofield, 1981	19
6.	Tanner Price, 2013	18
7.	Rusty LaRue, 1995	17
	Mike Elkins, 1986	17
	Brian Kuklick, 1998	17
	Jay Venuto, 1979	17
	Gary Schofield, 1983	17
	Larry Russell, 1971	17

SEASON YARDS PER PLAY

1.	Mike Elkins, 1988	6.95
2.	James MacPherson, 2002	6.92
3.	Riley Skinner, 2009	6.84
4.	Ken Garrett, 1971	6.65
5.	Cory Randolph, 2003	6.40
6.	Keith West, 1990	6.38
7.	Riley Skinner, 2006	6.35



Riley Skinner

CAREER TOTAL OFFENSE LEADERS

		Rushing	Passing	Total Yards
1.	Riley Skinner (2006-09)	161	9,762	9,923
2.	Tanner Price (2010-13)	280	8,899	9,179
3.	Brian Kuklick (1994-98)	-179	8,017	7,838
4.	Mike Elkins (1985-88)	-134	7,304	7,170
5.	Gary Schofield (1981-83)	-421	7,205	6,784
6.	John Wolford (2014-SA)	437	5,602	6,039
7.	Rusty LaRue (1992-95)	-8	5,016	5,008
8.	James MacPherson (1999-02)	231	4,716	4,947
9.	Jay Venuto (1979-80)	-141	5,056	4,915
10.	Cory Randolph (2002-05)	743	3,899	4,642
11.	Keith West (1989-92)	-148	4,748	4,600
12.	Phil Barnhill (1987-90)	478	3,931	4,409
13.	Chris Barclay (2002-05)	4,032	0	4,032
14.	Norman Snead (1958-60)	-54	4,040	3,986
15.	James McDougald (1976-79)	3,811	12	3,823
16.	Larry Russell (1969-71)	1,923	1,755	3,678
17.	Mike McGlamry (1974-77)	-83	3,684	3,601
18.	Freddie Summers (1967-68)	949	2,573	3,522
19.	Michael Ramseur (1982-85)	3,325	0	3,325
20.	Ben Sankey (1996-99)	432	2,750	3,182



Chris Barclay

CAREER ALL-PURPOSE YARDS LEADERS

		Yards
1.	Chris Barclay (2002-05)	4,930
2.	James McDougald (1976-79)	4,272
3.	Michael Ramseur (1982-85)	4,218
4.	John Leach (1990-93)	4,167
5.	Anthony Williams (1988-91)	4,039
6.	Ricky Proehl (1986-89)	3,736
7.	Michael Campanaro (2010-13)	3,728
8.	Fabian Davis (1999-02)	3,711
9.	Chris Givens (2009-11)	3,509
10.	John Zeglinski (1974-77)	3,396
11.	Morgan Kane (1996-99)	3,298
12.	Kevin Marion (2004-07)	3,200
13.	Bill Barnes (1954-56)	3,159
	Jammie Deese (1996-99)	3,159
15.	Topper Clemons (1982-85)	3,123
16.	Kenny Duckett (1977-81)	3,113
17.	Todd Dixon (1990-93)	3,072
18.	Mark Young (1986-88)	3,030
19.	Darryl McGill (1984-87)	2,972
20.	Kenneth Moore (2004-07)	2,944

8.	Dickie Davis, 1951	6.27
9.	Norm Snead, 1959	6.26
10.	James MacPherson, 2001	6.13

SEASON YARDS PER GAME

1.	Riley Skinner, 2009	268.0
2.	Phillip Barnhill, 1989	256.4
3.	Rusty LaRue, 1995	254.6
4.	Mike Elkins, 1986	244.3
5.	Brian Kuklick, 1997	236.9
6.	Brian Kuklick, 1998	234.0
7.	Tanner Price, 2011	228.0
8.	Jay Venuto, 1979	225.9
9.	Brian Kuklick, 1996	223.1
10.	Jay Venuto, 1980	220.9

CAREER TOTAL OFFENSE PLAYS

1.	Tanner Price (2010-13)	1,804
2.	Riley Skinner (2006-09)	1,636
3.	Brian Kuklick (1994-98)	1,468
4.	Gary Schofield (1981-83)	1,246
5.	Mike Elkins (1985-88)	1,240
6.	John Wolford (2014-pres.)	1,206
7.	Larry Russell (1969-71)	974
8.	Rusty LaRue (1992-95)	950
9.	Jay Venuto (1979-80)	923
10.	James McDougald (1976-79)	881

CAREER TOUCHDOWNS RESPONSIBLE FOR

1.	Tanner Price (2010-13)	65
2.	Riley Skinner (2006-09)	65

3.	Brian Kuklick (1994-98)	50
4.	Gary Schofield (1981-83)	47
5.	Mike Elkins (1985-88)	46

CAREER YARDS PER PLAY (MIN. 200 PLAYS)

1.	James MacPherson (1999-02)	6.23
2.	Riley Skinner (2006-09)	6.07
3.	Mike Elkins (1985-88)	5.78
4.	Keith West (1989-92)	5.69
5.	Cory Randolph (2002-05)	5.65

CAREER YARDS PER GAME

1.	Mike Elkins (1985-88)	224.1
2.	Jay Venuto (1979-80)	223.4
3.	Gary Schofield (1981-83)	212.0
4.	Phillip Barnhill (1987-90)	210.0
5.	Riley Skinner (2006-09)	198.5

ALL-PURPOSE YARDS

SINGLE GAME ALL-PURPOSE YARDAGE

1.	John Leach vs. Maryland (11/20/93)	411
2.	Chris Barclay vs. Maryland (11/29/03)	316
3.	Todd Dixon vs. Vanderbilt (9/4/93)	292
4.	Micah Andrews vs. Vanderbilt (9/1/05)	287
5.	Nub Smith vs. William & Mary (10/22/49)	272
6.	Wayne Baumgardner at S. Carolina (11/15/80)	271
7.	Chris Barclay at Duke (10/29/05)	265
8.	James McDougald vs. Clemson (10/9/76)	249
9.	Josh Harris at Virginia Tech (10/16/10)	241
10.	Anthony Williams at Maryland (10/13/90)	237

ALL-PURPOSE YARDS/PLACEKICKING

SEASON ALL-PURPOSE YARDAGE

1.	Kenneth Moore (2007)	1,854
2.	Fabian Davis (2002)	1,747
3.	John Zeglinski (1975)	1,730
4.	John Leach (1993)	1,691
5.	Anthony Williams (1990)	1,606
6.	Chris Barclay (2005)	1,508
7.	Bill Barnes (1956)	1,491
8.	Mark Young (1988)	1,444
9.	Chris Givens (2011)	1,440
10.	Chris Barclay (2003)	1,394

SEASON ALL-PURPOSE YARDAGE (PER GAME)

1.	John Zeglinski (1975)	157.3
2.	John Leach (1993)	153.7
3.	Chris Barclay (2005)	150.8
4.	Bill Barnes (1956)	149.1
5.	Anthony Williams (1990)	146.0
6.	Kenneth Moore (2007)	142.6
7.	Fabian Davis (2002)	134.4
8.	Todd Dixon (1993)	133.0
9.	Mark Young (1988)	131.3
10.	Marlon Estes (1995)	123.3

PLACEKICKING

SINGLE GAME PATS MADE

8	Joe Bunch at Virginia (10/25/75)
8	Dave Behrmann at Vanderbilt (11/24/90)

SINGLE GAME FIELD GOALS MADE

5	Wilson Hoyle at North Carolina (10/10/87)
5	Mike Green vs. Maryland (10/19/91)

SINGLE GAME FIELD GOALS ATTEMPTED


7	Sam Swank vs. Florida State (9/20/08)
6	Chuck Ramsey vs. Florida State (9/15/73)
6	Mike Green vs. Maryland (10/19/91)

SEASON FIELD GOAL PERCENTAGE

Min. 10 made	.923 (12-13), Jimmy Newman (2010)
Min. 15 made	.800 (16-20), Wilson Hoyle (1987)



Wilson Hoyle



Matthew Burdick

LONGEST FIELD GOALS

	Player	Opponent	Date	Yds
1.	Sam Swank	at NC State	10/14/06	53
	Sam Swank	at NC State	10/14/06	53
	Matthew Burdick	Appalachian State	10/3/98	53
	Wade Tollison	Appalachian State	9/8/90	53
5.	Sam Swank	Navy	10/20/07	52
	Sam Swank	at Clemson	11/10/07	52
	Sam Swank	Liberty	9/30/06	52
	Sam Swank	Miami	11/12/05	52
9.	Chad Hedlund	Maryland	10/19/13	51
	Sam Swank	at Florida State	11/11/06	51
	Sam Swank	at NC State	10/14/06	51
	Sam Swank	at Nebraska	9/10/05	51
	Wade Tollison	Appalachian State	9/12/92	51
	Wilson Hoyle	at NC State	9/17/89	51
	Steve Schonert	at South Carolina	11/18/78	51
16.	Mike Weaver	Clemson	11/6/14	50
	Tyler Ashe	Appalachian State	8/31/00	50
	Bill Hollows	at Clemson	9/28/96	50
19.	Wilson Hoyle	at Clemson	10/31/87	49
	Wilson Hoyle	Boston University	9/13/86	49
	Chuck Ramsey	Miami	9/25/71	49

50-YARD FIELD GOALS MADE

Game	3	Sam Swank at NC State, 10/14/06*
Season	5	Sam Swank (2006)
Career	9	Sam Swank (2005-08)

MOST CONSECUTIVE FIELD GOALS AT START OF CAREER

10	Mike Weaver, 2014
----	--------------------------

SEASON PATS MADE

1.	Sam Swank (2007)	44
2.	Wilson Hoyle (1986)	41
3.	Jimmy Newman (2011)	39
4.	Wilson Hoyle (1988)	34
	Jimmy Newman (2009)	34

SEASON PATS ATTEMPTED

1.	Sam Swank (2007)	44
2.	Wilson Hoyle (1986)	42
3.	Jimmy Newman (2011)	41
4.	Matt Wisnosky (2002)	36
5.	Wilson Hoyle (1988)	34
	Tyler Ashe (2001)	34
	Jimmy Newman (2009)	34

SEASON FIELD GOALS MADE

1.	Sam Swank (2006)	23
2.	Mike Weaver (2016)	21
3.	Sam Swank (2005)	19
4.	Sam Swank (2007)	18
5.	Matt Wisnosky (2002)	17
	Jimmy Newman (2011)	17

SEASON FIELD GOALS ATTEMPTED

1.	Sam Swank (2006)	31
2.	Mike Weaver (2016)	27
2.	Matt Wisnosky (2002)	25
3.	Sam Swank (2005)	24
4.	Matthew Burdick (1997)	23
	Matthew Burdick (1999)	23

CAREER PATS MADE

1.	Sam Swank (2005-08)	124
2.	Jimmy Newman (2009-12)	121
3.	Wilson Hoyle (1986-89)	119
4.	Matthew Burdick (1996-99)	79
5.	Matt Wisnosky (2002-04)	75

CAREER PATS ATTEMPTED

1.	Sam Swank (2005-08)	125
2.	Jimmy Newman (2009-12)	123
3.	Wilson Hoyle (1986-89)	121
4.	Matthew Burdick (1996-99)	82
5.	Matt Wisnosky (2002-04)	80

CAREER PAT PCT. (MIN. 40 MADE)

1.	Sam Swank (2005-08)	.992 (124-125)
2.	Mike Weaver (2014-SA)	.986 (71-72)
3.	Jimmy Newman (2009-12)	.984 (121-123)
4.	Wilson Hoyle (1986-89)	.983 (119-121)
5.	Tyler Ashe (1998-01)	.965 (55-57)

CAREER FIELD GOALS MADE

1.	Sam Swank (2005-08)	71
2.	Mike Weaver (2014-SA)	47
3.	Matthew Burdick (1996-99)	46
4.	Jimmy Newman (2009-12)	42
5.	Wilson Hoyle (1986-89)	37

CAREER FIELD GOALS ATTEMPTED

1.	Sam Swank (2005-08)	93
2.	Matthew Burdick (1996-99)	67
3.	Mike Weaver (2014-SA)	64
3.	Jimmy Newman (2009-12)	58
4.	Wilson Hoyle (1986-89)	53
5.	Mike Green (1990-93)	49

CAREER FIELD GOAL PCT. (MIN. 20 MADE)

1.	Sam Swank (2005-08)	.763 (71-93)
2.	Mike Weaver (2014-SA)	.734 (47-64)
3.	Jimmy Newman (2009-12)	.724 (42-58)
4.	Wilson Hoyle (1986-89)	.698 (37-53)
5.	Matthew Burdick (1996-99)	.687 (46-67)

MOST CONSECUTIVE PATS MADE

1.	Sam Swank (9/1/06-11/30/08)	121
2.	Jimmy Newman (9/19/09-9/1/11)	67
3.	Wilson Hoyle (11/21/87-end of career)	60
4.	Matthew Burdick (9/10/98-end of career)	50
5.	Phil Denfeld (11/8/80-10/24/82)	44

MOST CONSECUTIVE FIELD GOALS MADE

1.	Jimmy Newman (9/1/11-11/5/11)	14
2.	Jimmy Newman (9/2/10-9/1/11)	13
3.	Sam Swank (10/8/05-11/12/05)	11
4.	Mike Weaver (8/28/14-11/6/14)	10
	Matthew Burdick (10/30/99-12/25/99)	10
	Wilson Hoyle (9/12/87-10/17/87)	10

* NCAA Record

PUNTING/PUNT RETURNS/KICK RETURNS

PUNT RETURNS

MOST PUNT RETURNS, GAME

- 8 Digit Laughridge vs. S. Carolina (11/9/68)
James Bland vs. NC State (11/1/52)

MOST PUNT RETURN YARDS, GAME

- 142 George Coghill vs Navy (11/23/91)
107 Todd Dixon vs Duke (10/23/1993)
106 Gunter Brewer vs. Boston U. (9/13/86)
94 Digit Laughridge vs. S. Carolina (11/9/68)
93 George Coghill, Ga Tech (11/14/92)

PUNT RETURN TOUCHDOWNS:

- Game: 2, Johnny Cox, Davidson, 1927
Season: 2, Johnny Cox, 1927
Career: 2, George Coghill (1989-92)
2, Fabian Davis, 1999-02)

MOST PUNTS RETURNED SEASON

- | | | |
|----|------------------------|----|
| 1. | Tom Fetzter, 1947 | 43 |
| 2. | George Coghill, 1992 | 40 |
| 3. | Fabian Davis, 2002 | 39 |
| 4. | Kenny Moore, 2007 | 34 |
| | Digit Laughridge, 1968 | 34 |

MOST PUNT RETURN YARDS SEASON

- | | | |
|----|----------------------|-----|
| 1. | George Coghill, 1992 | 405 |
| 2. | Tom Fetzter, 1947 | 377 |
| 3. | Fabian Davis | 363 |
| 4. | Kenny Moore, 2007 | 355 |
| 5. | Reggie Austin, 1999 | 329 |

SEASON PUNT RETURN AVERAGE (MIN. 10 PR)

- | | | |
|----|----------------------|------|
| 1. | George Coghill, 1990 | 14.5 |
| 2. | Dickie Davis, 1949 | 13.0 |
| 3. | Kenny Moore, 2006 | 13.0 |
| 4. | Todd Dixon, 1993 | 12.8 |
| 5. | Lovell Jackson, 2012 | 12.8 |

MOST PUNTS RETURNED CAREER

- | | | |
|----|----------------------------|----|
| 1. | Willie Idlette (2003-06) | 93 |
| 2. | George Coghill (1989-92) | 85 |
| 3. | Digit Laughridge (1966-68) | 82 |
| 4. | Fabian Davis (1999-02) | 75 |
| 5. | John Zeglinski (1974-77) | 70 |

MOST PUNT RETURN YARDS CAREER

- | | | |
|----|--------------------------|-------|
| 1. | George Coghill (1989-92) | 1,002 |
| 2. | Fabian Davis (1999-02) | 722 |
| 3. | Willie Idlette (2003-06) | 566 |
| 4. | Tom Fetzter (1946-48) | 552 |
| 5. | John Zeglinski (1974-77) | 545 |

PUNT RETURN AVERAGE CAREER (MIN 15 PR)

- | | | |
|----|------------------------------|------|
| 1. | George Coghill (1989-92) | 11.8 |
| 2. | Bill Barnes (1954-56) | 11.4 |
| 3. | Kenny Moore (2004-07) | 11.0 |
| 4. | Reggie McCummings (1982-85) | 10.4 |
| 5. | John Parham (1950-51, 53-55) | 10.4 |


KICKOFF RETURNS

MOST KICKOFFS RETURNED GAME

- | | | |
|----|---|---|
| 1. | Donnie Frederick vs. Duke (11/17/62) | 7 |
| | Brent Morehead vs. North Carolina (11/12/94) | 7 |
| 3. | by many, most recent John Armstrong at Louisville, (11/12/2016) | 6 |

SINGLE GAME KICKOFF RETURN YARDS

- | | | |
|----|--|-----|
| 1. | Anthony Williams vs. Maryland (10/13/90) | 195 |
| 2. | Tom Lockridge vs. NC State (11/24/73) | 194 |
| 3. | John Stone vs. Duke (11/13/99) | 188 |
| 4. | Donnie Frederick vs. Duke (11/17/62) | 184 |
| 5. | Kevin Marion vs. North Carolina (10/27/07) | 181 |



Ryan Plackemeier

CAREER PUNTING AVERAGE LEADERS (MIN 100 PUNTS)

- | | Avg. |
|-----|-------------------------------------|
| 1. | Ryan Plackemeier (2002-05).....45.3 |
| 2. | Chuck Ramsey (1971-73).....44.0 |
| 3. | Harry Newsome (1981-84).....43.6 |
| 4. | Alex Kinal (2012-15).....41.8 |
| 5. | Tripp Moore (1996-98).....40.6 |
| 6. | Sam Swank (2005-08).....40.1 |
| 7. | Martin Bailey (1985-88).....40.0 |
| 8. | Wayne Wolff (1958-60).....39.8 |
| 9. | Matt Brennie (1999-01).....39.2 |
| 10. | Joe Koch (1950-52).....39.0 |

SEASON PUNTING AVERAGE LEADERS (MIN 30 PUNTS)

- | | Avg. |
|-----|----------------------------------|
| 1. | Ryan Plackemeier (2005).....47.2 |
| 2. | Ryan Plackemeier (2003).....45.6 |
| 3. | Harry Newsome (1983).....45.5 |
| 4. | Chuck Ramsey (1973).....44.8 |
| 5. | Harry Newsome (1984).....44.1 |
| 6. | Ryan Plackemeier (2004).....43.9 |
| 7. | Alex Kinal (2015).....43.8 |
| 8. | Martin Bailey (1988).....43.7 |
| 9. | Alex Kinal (2014).....43.6 |
| 10. | Chuck Ramsey (1971).....43.5 |

MOST KICKOFFS RETURNED FOR A TOUCHDOWN

- Season: 2, Larry Spencer, 1952
Career: 3, John Stone (1998-01)

SEASON KICKOFF RETURNS

- | | | |
|----|-------------------------|----|
| 1. | Anthony Williams (1989) | 34 |
| 2. | Lovell Jackson (2011) | 33 |
| 3. | John Stone (2000) | 32 |
| 4. | George Ervin (1977) | 31 |
| 5. | Donnie Frederick (1962) | 29 |

SEASON KICKOFF RETURN YARDS

- | | | |
|----|--------------------------|-----|
| 1. | Kevin Marion (2007) | 876 |
| 2. | John Stone (2000) | 789 |
| 3. | Anthony Williams (1990) | 740 |
| 4. | Lovell Jackson (2011) | 700 |
| 5. | Michael Campanaro (2010) | 679 |

SEASON KICKOFF RETURN AVERAGE (MIN. 10)

- | | | |
|----|----------------------|------|
| 1. | Larry Spencer (1952) | 42.2 |
| 2. | Kevin Marion (2007) | 31.3 |
| 3. | John Stone (1999) | 29.9 |
| 4. | Bill Barnes (1956) | 28.6 |
| 5. | John Stone (2001) | 26.7 |

CAREER KICKOFF RETURNS

- | | | |
|----|----------------------------|----|
| 1. | Kevin Marion (2004-07) | 88 |
| 2. | Anthony Williams (1988-91) | 87 |
| 3. | John Stone (1999-01) | 75 |
| 4. | Lovell Jackson (2009-12) | 64 |
| 5. | Kenny Duckett (1977-81) | 62 |

CAREER KICKOFF RETURN YARDS

- | | | |
|----|----------------------------|-------|
| 1. | Kevin Marion (2004-07) | 2,160 |
| 2. | John Stone (1999-01) | 1,906 |
| 3. | Anthony Williams (1988-91) | 1,762 |
| 4. | Lovell Jackson (2009-12) | 1,412 |
| 5. | Kenny Duckett (1977-81) | 1,251 |

CAREER KICKOFF RETURN AVERAGE (MIN. 20)

- | | | |
|----|-------------------------|-------|
| 1. | Larry Spencer (1950-52) | 30.6 |
| 2. | Bill Barnes (1954-56) | 27.0 |
| 3. | John Stone (1999-01) | 26.4 |
| 4. | Kevin Marion (2004-07) | 24.5 |
| 5. | Myles Savage (1994-97) | 24.33 |
| 6. | Tom Lockridge (1973-74) | 24.26 |

PUNTING

MOST PUNTS

- Career: 337, Alex Kinal (2012-15) **
Season: 95, Alex Kinal (2012) ^
Game: 13, three times:
Red Cochran at North Carolina (11/16/46)
Chuck Ramsey vs. Maryland (10/20/73)
Alex Kinal at FSU (9/15/12)

MOST YARDS PUNTING

- Career: 14,102, Alex Kinal (2012-15) **
Season: 3,896, Chuck Ramsey (1973)
Game: 601, Chuck Ramsey vs. Maryland (10/20/73) ^

MOST 50-YARD PUNTS

- Game: 8, Alex Kinal vs. Boston College (10/10/15)
Season: 29, Ryan Plackemeier, 2005
Career: 74, Ryan Plackemeier, 2002-05

MOST 60-YARD PUNTS

- Season: 13, Ryan Plackemeier, 2005**

BEST PUNTING AVERAGE

- Career: 45.3 (9,957 yards, 220 punts),
Ryan Plackemeier (2002-05)**
Season: 47.2 (3,165 yards on 67 punts),
Ryan Plackemeier (2005)
Game: 56.4 (282 yards on 5 punts),
(min. 5) Ryan Plackemeier at Georgia Tech (11/5/05)
48.3 (483 yards on 10 punts),
(min. 10) Ryan Plackemeier at Florida State (10/25/03)

MOST GAMES WITH 40-YARD AVERAGE

- Season: 11, Alex Kinal, 2014
Career: 37, Ryan Plackemeier, 2002-05**

MOST GAMES WITH 50-YARD AVERAGE

- Season: 4, Ryan Plackemeier, 2005
Career: 7, Ryan Plackemeier, 2002-05**

LONGEST LEGENDARY PUNT

- 99 yards - Harry Rabenhorst at NC State (11/27/1919)
(75 in air, 24 roll)

^ - ACC Record

** - NCAA Record

TACKLES

SINGLE GAME TOTAL TACKLES

1. Ernie Purnsley vs. Army (10/3/87)	29
Ed Stetz vs. Clemson (10/30/71)	29
3. Ed Stetz vs. Houston (11/21/70)	25
Ed Stetz vs. NC State (11/14/70)	25
5. Brad White vs. Navy (11/23/02)	24
Bill Armstrong vs. Kansas State (9/27/75)	24
7. Jimmie Simmons vs. Army (10/3/87)	23
Ernie Purnsley vs. NC State (9/20/86)	23
Scott Roberts vs. Georgia Tech (11/22/86)	23
Kevin Giles vs. North Carolina (9/5/92)	23

SINGLE GAME SOLO TACKLES

19, Ed Stetz at Houston (11/21/70)

SINGLE GAME TACKLES FOR LOSS

6, Calvin Pace vs. Duke (10/12/02)
6, Nate Bolling vs. Maryland (9/22/01)
5.5, Marquel Lee vs. Syracuse (10/8/16)

SINGLE GAME SACKS

3.5, Mike McCrary at Maryland (10/17/92)
3.0, Duke Ejiolor at Duke (9/10/16)
3.0, Kyle Wilber vs. Presbyterian (9/2/10)
3.0, Fred Robbins vs. Arizona State (12/25/99)
3.0, Mike McCrary vs. Duke (11/9/91)

SEASON TOTAL TACKLES

1. Ed Stetz (1971)	203
2. Ed Stetz (1970)	191
3. Bill Armstrong (1975)	177
4. Scott Roberts (1986)	159
5. Carlos Bradley (1979)	157
6. Eddie Purnsley (1986)	154
7. James Parker (1979)	146
8. Marc Hester (1979)	144
9. Carlos Bradley (1980)	142
Lamont Scales (1989)	142

SEASON SOLO TACKLES


1. Ed Stetz (1971)	126
2. Bill Armstrong (1975)	123
3. Ed Stetz (1970)	104
4. Kevin Giles (1994)	99
5. James Parker (1979)	93
6. Tucker Grace (1995)	92
7. Carlos Bradley (1979)	90
8. Marc Hester (1979)	83
Bill Armstrong (1976)	83
10. Mark Lancaster (1977)	82

SEASON TACKLES FOR LOSS

1. Mike McCrary (1992)	23
2. Calvin Pace (2002)	22
3. Nate Bolling (2001)	21
4. Marquel Lee (2016)	20
5. Nikita Whitlock (2013)	19
Tucker Grace (1995)	19
Bryan Ray (1999)	19
8. Calvin Pace (2001)	18
Dred Booe (1993)	18
10. Mike McCrary (1991)	16
Aaron Curry (2008)	16

SEASON SACKS

1. Mike McCrary (1992)	15
2. Duke Ejiolor (2016)	10.5
3. Calvin Pace (2001)	10
Mike McCrary (1991)	10
Bryan Ray (1999)	10
6. Nikita Whitlock (2013)	9
Maurice Miller (1992)	9
Calvin Pace (2000)	9
9. Calvin Pace (2002)	8
10. Marquel Lee (2016)	7.5



Ed Stetz

CAREER TACKLE LEADERS

	Tackles
1. Ed Stetz (1969-71)	460
2. Carlos Bradley (1978-80)	431
3. Kevin Giles (1991-94)	410
4. Bill Armstrong (1973-76)	402
5. Kelvin Moses (1994-99)	399
6. Ernie Purnsley (1985-88)	385
7. Reggie McCummings (1983-85)	374
8. Jimmie Simmons (1984-87)	346
9. Aaron Curry (2005-08)	332
10. Ryan Janvion (2013-16)	328
11. Brandon Chubb (2012-15)	326
12. Marc Hester (1977-79)	322
13. Rory Holt (1982-86)	319
14. Lamont Scales (1989-92)	311
15. Tony Scott (1981-85)	306
16. Tucker Grace (1992-95)	302
17. Jon Abbate (2004-06)	297
James Parker (1976-79)	297
19. Dustin Lyman (1996-99)	293
20. Marquel Lee (2013-16)	291

SEASON TACKLES PER GAME

1. Ed Stetz (1971)	18.5
2. Ed Stetz (1970)	17.4
3. Bill Armstrong (1975)	16.1
4. Scott Roberts (1986)	14.5
5. Carlos Bradley (1979)	14.3
6. Ernie Purnsley (1986)	14.0
7. James Parker (1979)	13.3
8. Marc Hester (1979)	13.1

CAREER SOLO TACKLES

1. Bill Armstrong (1973-76)	271
Ed Stetz (1969-71)	271
3. Kevin Giles (1991-94)	247
4. Kelvin Moses (1994-99)	239
5. Carlos Bradley (1978-80)	219
6. Tucker Grace (1992-95)	212
7. Ronnie Burgess (1981-84)	211
8. Reggie McCummings (1983-85)	207
Aaron Curry (2005-08)	207
10. James Parker (1976-79)	202
11. Rory Holt (1982-86)	200
12. Marc Hester (1977-79)	196
13. Maurice Miller (1989-92)	192
14. Tony Scott (1981-85)	188
15. Jimmie Simmons (1984-87)	180
Caron Bracy (2001-04)	180
17. Mark Lancaster (1977-79)	179
18. Lamont Scales (1989-92)	177
DaLawn Parrish (1995, 97-99)	177
20. Quintin Williams (2000-03)	175

CAREER TACKLES FOR LOSS

1. Calvin Pace (1999-02)	54
2. Nikita Whitlock (2010-13)	49
3. Mike McCrary (1989-92)	46
4. Aaron Curry (2005-08)	45.5
5. Fred Robbins (1996-98)	44
6. Marquel Lee (2013-16)	42
7. Nate Bolling (1998-01)	40
8. Bryan Ray (1997-00)	39
9. Kelvin Moses (1994-99)	37
10. Kyle Wilber (2008-11)	35.5

CAREER SACKS

1. Mike McCrary (1989-92)	30
2. Calvin Pace (1999-02)	29
3. Bryan Ray (1997-00)	19
4. Nikita Whitlock (2010-13)	18.5
5. Duke Ejiolor (2014-SA)	17.0
6. James Parker (1976-79)	15
Fred Robbins (1996-99)	15
8. Kyle Wilber (2008-11)	13.5
9. Rudy Thompson (1989-92)	13
10. Matt Robinson (2004-05, 07-08)	12.5
Boo Robinson (2006-09)	12.5

FUMBLE RECOVERIES

Game	3, Tylor Harris at Louisville (9/27/14)
Season	5, Kevin Giles (1994)
Career	7, Aaron Curry (2005-08)
	7, Gary Baldinger (1982-85)

BLOCKED KICKS

Game:	2, Tylor Harris, at Utah State (9/13/14)
Season:	3, Tylor Harris, 2014
Career:	5, Tylor Harris (2012-15)
	5, Alphonso Smith (2005-08)

SINGLE GAME BLOCKED PUNTS

2, Buck Garrison vs. VMI (10/23/43)
2, Ed Stowers vs. NC State (10/2/54)

INTERCEPTIONS

MOST PASSES INTERCEPTED, GAME

- 4 Nick Sacrinty at Clemson (12/1/45) ^
- A.J. Greene at Georgia Tech (11/21/87) ^
- 3 Bill Barnes at Virginia (11/12/55)

CONSECUTIVE GAMES WITH AN INTERCEPTION

- 4 Josh Gattis, 2006
- Ronnie Burgess, 1983
- Joe Carazo, 1965

MOST PASSES INTERCEPTED, QUARTER

- 2 Bill Barnes at Virginia (11/12/55) (2Q)
- Joe Carazo vs. Vanderbilt (10/2/65) (4Q)
- AJ Greene vs. Georgia Tech (11/27/87) (2Q)
- Alphonso Smith vs. Maryland (11/25/06) (2Q)
- Alex Frye vs. Duke (9/11/10) (2Q)

MOST PASSES DEFENDED, GAME

- 6 Brad Watson vs. Duke (2015)
- 5 Alphonso Smith vs. Miami (2008) (5 PBU, 1 INT)
- 4 AJ Greene vs. Richmond (1987)
- AJ Greene vs. Illinois State (1988)
- George Coghill vs. Tulsa (1989)
- Eric King vs. Florida State (2003)
- Alphonso Smith vs. Florida State (2008)
- Brandon Ghee vs. Maryland (2009)
- Merrill Noel vs Virginia Tech (2011)

CONSECUTIVE INTERCEPTIONS RETURNED FOR TD

- 3, Alphonso Smith (2007)

MOST PASSES INTERCEPTED, GAME

- 4 Nick Sacrinty at Clemson (12/1/45) ^
- A.J. Greene at Georgia Tech (11/21/87) ^
- 3 Bill Barnes at Virginia (11/12/55)

SEASON INTERCEPTION LEADERS

	Interceptions
1. Alphonso Smith (2007)	8
2. A.J. Greene (1987)	7
Alphonso Smith (2008)	7
4. Josh Bush (2011)	6
Ronnie Burgess (1983)	6
Andy Harper (1966)	6
Joe Carazo (1965)	6
8. Steve Bowden (1971)	5
James Royster (1977)	5
Reggie McCummings (1984)	5
Ronnie Burgess (1984)	5
Josh Gattis (2005)	5
Jessie Bates III (2016)	5

SEASON INTERCEPTION RETURN YARDAGE LEADERS

	Int. Return Yards
1. Aaron Curry (2007)	226**
2. Alphonso Smith (2007)	166
3. Jessie Bates III (2016)	158
4. A.J. Greene (1987)	128
5. Eric King (2003)	127
6. Josh Gattis (2005)	126
7. Larry Spencer (1950)	124
8. Josh Bush (2011)	115
9. Kevin Patterson (2008)	107
10. Kevin Patterson (2007)	104

SEASON PASSES DEFENDED (since 1981)

	Passes Defended
1. Merrill Noel (2011)	19
2. Brad Watson (2015)	18
A.J. Greene (1987)	18
Kevin Johnson (2012)	18
5. George Coghill (1989)	17
6. Kevin Johnson (2013)	15



Alphonso Smith

CAREER INTERCEPTION LEADERS

	Interceptions	Yds	TD
1. Alphonso Smith (2005-08)	21**	249	4
2. Ronnie Burgess (1981-84)	17	176	0
A.J. Greene (1985-88)	17	175	2
4. James Royster (1975-78)	13	92	0
5. Josh Gattis (2003-06)	12	138	1
George Coghill (1989-92)	12	169	2
7. Bill Barnes (1954-56)	11	161	0
Joe Carazo (1963-65)	11	9	0
9. Terry Kuharchek (1968-70)	10	35	0
10. Andy Harper (1964-66)	9	74	0
Digit Laughridge (1966-68)	9	88	1
Chuck Reiley (1959-61)	9	79	0
Reggie Austin (1996-99)	9	62	0

** ACC Record

Eric King (2003)	15
8. Chip Vaughn (2007)	14
Riley Swanson (2006)	14
Tony Mosley (1987)	14
Tony Mosley (1988)	14

CAREER INTERCEPTION LEADERS

	Interceptions
1. Alphonso Smith (2005-08)	21**
2. Ronnie Burgess (1981-84)	17
A.J. Greene (1985-88)	17
4. James Royster (1975-78)	13
5. Josh Gattis (2003-06)	12
George Coghill (1989-92)	12
7. Bill Barnes (1954-56)	11
Joe Carazo (1963-65)	11
9. Terry Kuharchek (1968-70)	10
10. Andy Harper (1964-66)	9
Digit Laughridge (1966-68)	9
Chuck Reiley (1959-61)	9
Reggie Austin (1996-99)	9

CAREER INTERCEPTION RETURN YARDAGE LEADERS

	Int. Return Yards
1. Aaron Curry (2005-08)	278
2. Alphonso Smith (2005-08)	249
3. Ronnie Burgess (1981-84)	176
Josh Bush (2008-11)	176
4. A.J. Greene (1985-88)	175
5. Kevin Patterson (2005-08)	174
6. Josh Gattis (2003-06)	169
7. Bill Barnes (1954-56)	161
8. Jessie Bates III (2016-pres.)	158
9. Quinton Williams (2000-03)	148
10. D'Angelo Solomon (1994-97)	146

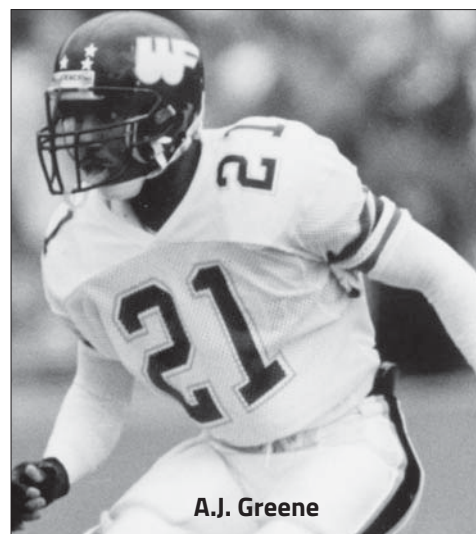
CAREER PASSES DEFENDED (since 1981)

	Passes Defended
1. A.J. Greene (1985-88)	63
2. Alphonso Smith (2005-08)	61
3. Eric King (2001-04)	46
4. George Coghill (1989-92)	46
5. Kevin Johnson (2010, 2012-14)	42
6. Ronnie Burgess (1981-84)	41
7. Merrill Noel (2011-14)	39
8. Kenny Okoro (2009-12)	38
9. Tony Mosley (1986-88)	35
10. D'Angelo Solomon (1994-97)	33

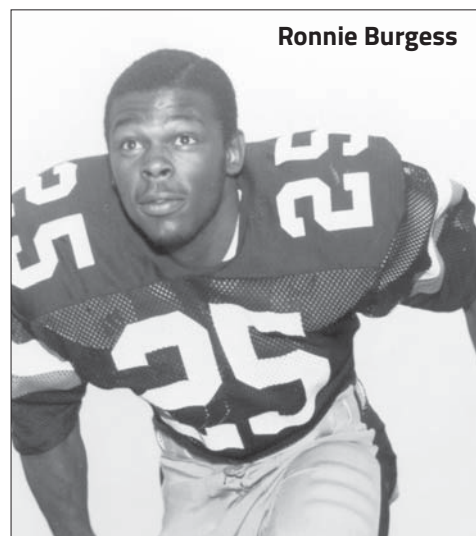
** - ACC Record

^ - Ties ACC Record

\$ - NCAA record for linebackers



A.J. Greene



Ronnie Burgess

LONG PLAYS

LONGEST PASS COMPLETIONS

	Yds	Players (Passer/Receiver)	Opponent
1.	85*	Benjamin Mauk to Jason Anderson	at Clemson (9/4/2004)
	85*	Gary Schofield to Tim Ryan	Clemson ¹ (11/27/1982)
3.	81*	Marshall Williams ^ to Chris Givens	Duke (9/11/2010)
4.	80*	Riley Skinner to Marshall Williams	Elon (9/19/2009)
	80*	Jim Kemp to Todd Dixon	at Northwestern (9/25/1993)
6.	79*	Tanner Price to Chris Givens	Virginia Tech (10/15/2011)
	79*	Cory Randolph to Jason Anderson	East Carolina (9/20/2003)
8.	78*	Kendall Hinton to Cortez Lewis	Louisville (10/30/2015)
	78*	Tanner Price to Chris Givens	at Virginia Tech (10/16/2010)
	78	Cory Randolph to Jax Landfried	at Maryland (11/30/2002)
11.	76	Brian Kuklick to Herman Lewis	Appalachian State (8/29/1996)
12.	75	Norm Snead to Neil MacLean	at Clemson (11/21/1959)
	75*	Brian Kuklick to Kai Snead	at Georgia Tech (9/14/1996)
13.	74*	Cory Randolph to Kenneth Moore	Clemson (10/1/2005)
	74*	Brian Kuklick to Desmond Clark	North Carolina (10/24/1998)
15.	73*	Tanner Price to Terence Davis	at Maryland (10/6/2012)
	73*	Norm Snead to Jerry Ball	at South Carolina (11/27/1958)
17.	71*	Nate Morton ^ to Chris Davis	Miami (11/12/2005)
18.	70	Rusty LaRue to Darrell Braswell	at Virginia (9/30/1995)
	70*	James MacPherson to Jason Anderson	Navy (11/23/2002)
20.	69*	Charlie Carpenter to Winston Futch	NC State (10/11/1958)
	69*	Mike Elkins to Ricky Proehl	Illinois State (9/10/1988)
	69*	Keith West to Todd Dixon	Georgia Tech (11/17/1990)
23.	68*	Keith West to Todd Dixon	Western Carolina (9/14/1991)
24.	67*	Nick Consoles to John Parham	at Virginia (11/12/1955)
	67*	Mike McGlamry to Tom Fehring	NC State (9/7/1974)
	67*	Solomon Everett to Walter Sims	at South Carolina (11/16/1974)

* for touchdown / ^ non-QB throwing / 1 - Mirage Bowl

LONGEST RUNS

	Yds	Players	Opponent
1.	90*	Freddie Summers (QB)	Maryland (11/2/1968)
	90*	Tony Gallovich	William Jewell (9/21/1940)
3.	89*	Tony Gallovich	at Miami (FL) (10/6/1939)
4.	87*	John Mackovic (QB)	at Virginia (9/19/1964)
	87*	Josh Harris	at Virginia Tech (10/16/2010)
6.	85*	Devon Brown	Presbyterian (9/2/2010)
7.	83*	Dickie Davis (QB)	North Carolina (10/27/1951)
	83*	Josh Adams	Florida State (10/11/2007)
9.	81*	Kevin Marion	Boston College (11/4/2006)
10.	80*	Morgan Kane	vs. Florida State ¹ (11/9/1996)
	80*	Red Mayberry	Western Maryland (10/21/1939)
	80*	Willie Hipps	Baltimore (10/10/1930)
	80*	Fred Grant	Navy Pre-Flight (11/6/1943)
14.	78*	Bill Barnes	at William & Mary (9/22/1956)
15.	77*	Red Mayberry	Randolph-Macon (9/17/1938)
16.	76	Kito Gary	at East Carolina (9/13/1997)
	76*	Brandon Pendergrass	at Boston College (9/26/2009)
18.	75*	Willie Idlette	at Boston College (8/30/2003)
	75*	Phinehas Croom	Guilford (10/7/1916)
20.	74	Josh Harris	at Vanderbilt (11/27/2010)
	74	Nub Smith	William & Mary (10/22/1949)
	74*	Chris Barclay	Maryland (11/29/2003)
23.	72*	Tarence Williams	Duke (11/4/2000)
24.	71*	Chris Barclay	at Duke (10/29/2005)
	71*	Anthony Young	at Florida State (9/29/2001)

* for touchdown / 1 - Orlando, Fla.

LONGEST PUNT RETURNS

	Yds	Player	Opponent
1.	94*	Nick Sacrinty	at VMI (10/23/1943)
2.	86*	George Coghill	at Navy (11/23/1991)
3.	82*	Fabian Davis	at No. Illinois (8/29/2002)
4.	77*	Bill Barnes	at Wm & Mary (9/22/1956)
5.	74*	Todd Dixon	Duke (10/23/1993)
6.	72*	George Coghill	Army (9/29/1990)
7.	68*	Nick Sacrinty	Duke (10/13/1945)
8.	62*	Fabian Davis	at Virginia (11/3/2001)
9.	61	Nick Sacrinty	Duke (10/13/1945)
10.	60	Lovell Jackson	at Virginia (10/20/2012)
11.	56	Junior Moore	NC State (10/14/1972)
12.	55*	Kenneth Moore	Army (9/15/2007)
13.	50*	Dickie Davis	at Clemson (10/29/1949)
	50*	Willie Idlette	NC State (9/6/2003)
	50*	Michael Campanaro	at Clemson (11/12/2011)

LONGEST PUNTS

	Yds	Player	Opponent
1.	86	Sam Swank	Duke (9/9/2006)
2.	82	Ryan Plackemeier	NC State (10/22/2005)
3.	80	Dom Maggio	Clemson (11/19/2016)
4.	75	Wayne Wolff	NC State (11/5/1960)
5.	74	Ryan Plackemeier	Clemson (10/1/2005)
	74	Martin Bailey	Duke (11/5/1988)
	74	Red Mayberry	Duke (10/22/1938)

LONGEST KICKOFF RETURNS

	Yds	Player	Opponent
1.	99*	John Stone	at Duke (11/13/1999)
2.	98*	Kevin Marion	North Carolina (10/27/2007)
	98*	Tom Lockridge	at NC State (11/24/1973)
	98	Anthony Williams	at Maryland (10/13/1990)
	98*	Myles Savage	Maryland (10/18/1997)
6.	96*	Larry Spencer	at Furman (11/22/1952)
7.	95*	Todd Dixon	Vanderbilt (9/4/1993)
	95*	John Perry	Duke (9/27/1941)
10.	94*	Nick Sacrinty	VMI (10/23/1943)
11.	93	Kevin Marion	Clemson (10/7/2006)
	93*	John Stone	Georgia Tech (11/17/2001)
13.	89*	Junior Moore	at Virginia Tech (9/18/1971)
	89*	Nick Sacrinty	NC State (10/20/1945)
15.	88*	John Stone	Appalachian St. (8/31/2000)

LONGEST INTERCEPTION RETURNS

	Yds	Player	Opponent
1.	100*	Alphonso Smith	Maryland (9/22/2007)
2.	92*	Harry Rabenhorst	Davidson (11/17/1917)
3.	90*	Tommy Whims	South Carolina (9/24/1955)
4.	86*	Jeremy Thompson	at Connecticut (9/16/2006)
5.	85*	Eric King	Clemson (11/1/2003)
6.	84*	Aaron Curry	Army (9/15/2007)
7.	83*	Larry Spencer	G. Washington (10/21/1950)
8.	80*	George Wirtz	Randolph-Macon (9/17/1938)
9.	77*	Gleen Hart	at Navy (11/23/1991)
	77*	Aaron Curry	North Carolina (10/27/2007)
11.	72*	Josh Banks	at Utah State (9/13/2014)
12.	70*	Jack Ladner	South Carolina (9/24/1955)
	70	Jim Ringgold	Furman (10/5/1940)
14.	69*	Bobby Robinson	at Clemson (11/21/1959)
15.	64*	Kellen Brantley	at Duke (10/18/2003)

* - for touchdown

ANNUAL LEADERS

ANNUAL PASSING LEADERS

Year	Player	Com	Att	Yds	Int	TD
1948	Carroll Blackerby	38	78	598	-	6
1949	Carroll Blackerby	65	131	837	16	3
1950	Ed Kissell	36	70	436	5	4
1951	Ed Kissell	56	120	593	13	4
1952	Sonny George	66	142	868	12	6
1953	Joe White	32	87	486	9	3
1954	Nick Consoles	54	115	743	13	6
1955	Nick Consoles	66	123	787	8	6
1956	Charlie Carpenter	34	91	495	9	2
1957	Jim Dalrymple	21	61	261	4	0
1958	Norman Snead	67	151	1,003	17	5
1959	Norman Snead	82	191	1,361	16	12
1960	Norman Snead	123	259	1,676	14	10
1961	Chuck Reiley	32	88	516	4	5
1962	John Mackovic	57	130	594	12	3
1963	Karl Sweetan	79	218	674	14	1
1964	John Mackovic	89	195	1,340	14	3
1965	Jon Wilson	44	104	513	9	4
1966	Ken Erickson	57	126	787	8	3
1967	Freddie Summers	77	159	909	8	2
1968	Freddie Summers	125	250	1,664	25	9
1969	Larry Russell	70	153	794	15	1
1970	Larry Russell	55	109	671	6	4
1971	Larry Russell	29	73	290	3	2
1972	Andy Carlton	24	70	268	9	1
1973	Andy Carlton	51	141	605	10	2
1974	Mike McGlamry	50	115	585	11	1
1975	Jerry McManus	77	152	950	17	10
1976	Mike McGlamry	91	183	1,066	6	4
1977	Mike McGlamry	133	252	1,532	15	5
1978	David Webber	101	182	1,070	12	2
1979	Jay Venuto	198	363	2,432	17	16
1980	Jay Venuto	214	413	2,624	15	21
1981	Gary Schofield	241	404	2,572	22	18
1982	Gary Schofield	212	376	2,380	15	10
1983	Gary Schofield	187	333	2,253	15	16
1984	Foy White	143	252	1,544	5	12
1985	Foy White	132	210	1,322	6	14
1986	Mike Elkins	205	380	2,541	15	17
1987	Mike Elkins	169	317	1,915	19	7
1988	Mike Elkins	165	280	2,205	10	14
1989	Phil Barnhill	182	377	2,454	11	17
1990	Phil Barnhill	125	276	1,443	12	6
1991	Keith West	153	296	1,969	18	9
1992	Keith West	159	281	2,039	8	12
1993	Jim Kemp	126	217	1,488	13	6
1994	Rusty LaRue	132	230	1,303	9	5
1995	Rusty LaRue	264	421	2,775	13	17
1996	Brian Kuklick	205	396	2,526	13	11
1997	Brian Kuklick	190	312	2,180	11	15
1998	Brian Kuklick	216	396	2,683	17	14
1999	Ben Sankey	133	224	1,496	9	9
2000	J. MacPherson	113	207	1,324	6	3
2001	J. MacPherson	113	209	1,555	11	5
2002	J. MacPherson	123	223	1,837	4	8
2003	Cory Randolph	144	246	1,773	10	8
2004	Cory Randolph	78	147	972	3	4
2005	Benjamin Mauk	85	158	845	1	6
2006	Riley Skinner	171	260	2,053	5	9
2007	Riley Skinner	236	326	2,204	13	12
2008	Riley Skinner	232	363	2,347	7	13
2009	Riley Skinner	264	400	3,160	12	26
2010	Tanner Price	137	241	1,349	8	7
2011	Tanner Price	253	422	3,017	6	20
2012	Tanner Price	228	410	2,300	7	12
2013	Tanner Price	206	378	2,233	10	13
2014	John Wolford	214	367	2,037	14	12
2015	John Wolford	142	233	1,791	11	9
2016	John Wolford	166	299	1,774	10	9

ANNUAL RUSHING LEADERS

Year	Player	Rushes	Yards	Avg
1948	Bill Gregus	122	628	5.1
1949	Nub Smith	108	572	5.3
1950	Bill Miller	178	721	4.0
1951	Guido Scarton	106	507	4.8
1952	Bruce Hillenbrand	89	413	4.7
1953	Johnny Parham	96	304	3.2
1954	Nick Maravic	98	430	4.3
1955	Bill Barnes	116	401	3.5
1956	Bill Barnes	168	1,010	6.0
1957	Neil MacLean	108	542	5.0
1958	Neil MacLean	139	624	4.5
1959	Neil MacLean	105	373	3.6
1960	Bobby Robinson	57	232	4.1
1961	Alan White	93	586	6.3
1962	Brian Piccolo	77	324	4.2
1963	Brian Piccolo	84	367	4.4
1964	Brian Piccolo	252	1,044	4.1
1965	Andy Heck	151	497	3.3
1966	Andy Heck	127	608	4.8
1967	Freddie Summers	179	510	2.8
1968	Freddie Summers	159	439	2.8
1969	Larry Russell	187	471	2.5
1970	Larry Hopkins	203	984	4.8
1971	Larry Hopkins	249	1,228	4.9
1972	Frank Harsh	157	663	4.2
1973	Clayton Heath	178	616	3.5
1974	Clark Gaines	98	329	3.4
1975	Clark Gaines	238	929	3.9
1976	James McDougald	232	1,018	4.4
1977	James McDougald	242	987	4.1
1978	James McDougald	146	629	4.3
1979	James McDougald	260	1,177	4.5
1980	Wayne McMillan	152	694	4.6
1981	Wayne McMillan	90	407	4.5
1982	Michael Ramseur	245	966	3.9
1983	Michael Ramseur	125	629	5.0
1984	Michael Ramseur	214	961	4.5
1985	Topper Clemons	164	916	5.6
1986	Darryl McGill	184	859	4.7
1987	Mark Young	179	795	4.4
1988	Mark Young	165	711	4.3
1989	Anthony Williams	119	430	3.6
1990	Anthony Williams	181	866	4.8
1991	Anthony Williams	139	523	3.8
1992	Ned Moultrie	156	717	4.6
1993	John Leach	215	1,089	5.1
1994	Sherron Gudger	78	261	3.3
1995	John Lewis	110	304	2.8
1996	Morgan Kane	135	490	3.6
1997	Herman Lewis	114	491	4.3
1998	Morgan Kane	128	454	3.5
1999	Morgan Kane	275	1,161	4.2
2000	Tarence Williams	130	661	5.1
2001	Tarence Williams	249	1,018	4.1
2002	Tarence Williams	186	852	4.6
2003	Chris Barclay	235	1,192	5.1
2004	Chris Barclay	243	1,010	4.2
2005	Chris Barclay	218	1,127	5.2
2006	Kenneth Moore	105	507	4.8
2007	Josh Adams	219	953	4.4
2008	Brandon Pendergrass	150	528	3.5
2009	Josh Adams	113	541	4.8
2010	Josh Harris	126	720	5.7
2011	Brandon Pendergrass	188	823	4.4
2012	Josh Harris	137	608	4.4
2013	Josh Harris	125	470	3.8
2014	Dezmond Wortham	83	241	2.9
2015	Tyler Bell	129	451	3.5
2016	Matt Colburn	151	626	4.1

ANNUAL RECEPTION LEADERS

Year	Player	Rec.	Yds	TD
1948	Red O'Quinn	39	605	7
1949	Red O'Quinn	34	490	6
1950	Jack Lewis	15	195	1
1951	Jack Lewis	32	488	5
1952	Jack Lewis	30	438	5
1953	Bob Ondilla	21	294	3
1954	Ed Stowers	22	277	3
1955	Bill Barnes	31	349	0
1956	Jack Ladner	12	125	1
1957	Aubrey Currie	9	97	0
1958	Pete Manning	25	307	1
1959	Bobby Allen	25	462	4
1960	Bobby Allen	23	391	5
1961	Donnie Frederick	11	237	2
1962	Henry Newton	19	265	2
1963	Wayne Welborn	17	102	0
1964	Richard Cameron	29	410	1
1965	Ken Henry	30	367	2
1966	Ken Henry	20	279	2
1967	Rick Decker	29	352	1
1968	Ron Jurewicz	28	451	2
1969	Rick White	28	451	1
1970	Gary Winrow	27	277	0
1971	Gary Winrow	20	253	1
1972	Dave Doda	6	31	0
1973	Gary Johnson	9	135	0
1974	Walter Sims	12	143	1
1975	Tom Fehring	17	234	1
1976	Bill Millner	28	327	3
1977	Steve Young	36	414	3
1978	Steve Young	51	483	3
1979	Mike Mullen	22	307	0
1980	Wayne Baumgardner	55	1,000	8
1981	Kenny Duckett	50	656	12
1982	Phil Denfeld	51	461	1
1983	Phil Denfeld	42	424	3
1984	Duane Owens	46	447	5
1985	Duane Owens	30	420	3
1986	Michael Ramseur	54	450	1
1987	James Brim	66	930	5
1988	Ricky Proehl	54	788	6
1989	Ricky Proehl	51	845	8
1990	Ricky Proehl	65	1,053	11
1991	John Henry Mills	46	623	3
1992	John Henry Mills	51	559	1
1993	Todd Dixon	51	750	7
1994	John Leach	41	340	1
1995	Roger Pettus	30	312	0
1996	Marlon Estes	68	833	9
1997	Desmond Clark	61	782	6
1998	Desmond Clark	72	950	5
1999	Jammie Deese	68	826	3
2000	Jammie Deese	32	444	3
2001	Ira Williams	45	495	2
2002	Jason Anderson	28	472	2
2003	Jax Landfried	38	533	1
2004	Jason Anderson	44	751	6
2005	Nate Morton	26	391	1
2006	Nate Morton	39	482	2
2007	Nate Morton	38	617	4
2008	Kenneth Moore	98	1,011	5
2009	D.J. Boldin	81	848	3
2010	Devon Brown	61	671	6
2011	Devon Brown	39	302	1
2012	Chris Givens	83	1,330	9
2013	Michael Campanaro	79	763	6
2014	Michael Campanaro	67	803	6
2015	Cam Serigne	54	531	5
2016	Cortez Lewis	47	611	4
2017	Tabari Hines	38	447	3

ANNUAL LEADERS

ANNUAL SCORING LEADERS

Year	Player	TD	FG	PAT	2XP	Pts
1939	John Polanski	NA				91
1940	Tony Gallovich	NA				63
1941	John Perry	NA				64
1942	John Cochran	NA				62
1943	Fred Grant	NA				42
1944	Richard Brinkley	NA				78
1945	Nick Sacrinty	NA				48
1946	Richard Brinkley	NA				42
1947	Bill Gregus	NA				18
	John O'Quinn	NA				18
	Carl Haggerty	NA				18
1948	Bill Gregus	9	0	0	0	54
1949	Red O'Quinn	6	0	0	0	36
	Bill Smith	6	0	0	0	36
1950	Guido Scarton	7	0	0	0	42
1951	Jack Lewis	5	0	0	0	30
1952	Sonny George	4	2	18	0	48
1953	Sonny George	4	0	8	0	32
1954	Nick Maravic	4	0	0	0	24
1955	Johnny Parham	8	0	3	0	51
1956	Bill Barnes	7	0	2	0	44
1957	Neil MacLean	3	1	7	0	28
1958	Neil MacLean	4	1	11	0	38
1959	Neil MacLean	4	2	13	0	43
1960	Bobby Allen	5	0	0	0	30
1961	Donnie Frederick	5	0	0	1	32
1962	Henry Newton	2	0	0	0	12
	Larry Thomason	2	0	0	0	12
1963	Brian Piccolo	3	1	2	0	23
1964	Brian Piccolo	17	0	9	0	111
1965	Eddie McKinney	0	4	6	0	18
1966	Chick George	0	5	7	0	22
1967	Freddie Summers	10	0	0	0	60
1968	Freddie Summers	7	0	0	0	42
1969	Tracy Lounsbury	0	6	11	0	29
1970	Larry Russell	10	0	0	1	62
1971	Larry Russell	15	0	0	2	94
1972	Clayton Heath	4	0	0	0	24
1973	Chuck Ramsey	0	6	5	0	23
1974	Clark Gaines	3	0	0	1	20
1975	John Zeglinski	10	0	0	0	60
1976	James McDougald	10	0	0	0	60
1977	James McDougald	5	0	0	0	30
1978	James McDougald	4	0	0	0	24
1979	James McDougald	13	0	0	0	78
1980	Kenny Duckett	12	0	0	0	72
1981	Phil Denfeld	1	7	22	0	49
1982	Phil Denfeld	3	5	20	0	53
1983	Michael Ramseur	8	0	0	0	48
1984	Michael Ramseur	11	0	0	0	66
1985	Topper Clemons	7	0	0	1	44
1986	Chip Rives	12	0	0	0	72
1987	Wilson Hoyle	0	16	21	0	69
1988	Ricky Proehl	11	0	0	0	66
1989	Ricky Proehl	11	0	0	0	66
1990	Dave Behrmann	0	10	29	0	59
1991	Mike Green	0	14	19	0	61
1992	Mike Green	0	10	22	0	52
1993	Mike Green	0	9	14	0	41
1994	Bill Hollows	0	9	8	0	35
1995	Marlon Estes	9	0	0	3	60
1996	Desmond Clark	6	0	0	0	36
1997	Matthew Burdick	0	15	24	0	69
1998	Matthew Burdick	0	13	24	0	63
1999	Matthew Burdick	0	16	27	0	75
2000	Tarence Williams	7	0	0	0	42
2001	Tyler Ashe	0	11	33	0	66
2002	Matt Wisnosky	0	17	33	0	84
2003	Chris Barclay	12	0	0	0	72
2004	Chris Barclay	9	0	0	0	54
2005	Sam Swank	0	19	29	0	86
2006	Sam Swank	0	23	33	0	102
2007	Sam Swank	0	18	44	0	98
2008	Sam Swank	0	11	18	0	51
2009	Jimmy Newman	0	11	34	0	67
2010	Jimmy Newman	0	12	31	0	67
2011	Jimmy Newman	0	17	39	0	90
2012	Michael Campanaro	7	0	0	0	42
2013	Chad Hedlund	0	8	26	0	50
2014	Mike Weaver	0	15	19	0	64
2015	Mike Weaver	0	11	24	0	57
2016	Mike Weaver	0	21	28	0	91

ANNUAL TOTAL OFFENSE LEADERS

Year	Player	Plays	Rush	Pass	Total	TDR
1949	Carroll Blackerby	156	-129	837	708	5
1950	Bill Miller	178	721	0	721	5
1951	Ed Kissell	166	85	593	678	5
1952	Sonny George	214	-176	868	692	10
1953	Joe White	119	11	486	497	5
1954	Nick Consoles	131	-103	743	640	6
1955	Nick Consoles	151	-141	787	646	8
1956	Bill Barnes	168	1,010	0	1,010	7
1957	Neil MacLean	108	542	0	542	3
1958	Norm Snead	184	-12	1,003	991	8
1959	Norm Snead	218	4	1,361	1,365	13
1960	Norm Snead	312	-46	1,676	1,630	10
1961	Chuck Reiley	150	103	516	619	4
1962	John Mackovic	150	-10	594	584	3
1963	Karl Sweetan	271	-24	674	650	2
1964	John Mackovic	267	174	1,340	1,514	6
1965	Jon Wilson	164	130	513	643	5
1966	Ken Erickson	217	96	787	883	5
1967	Freddie Summers	338	510	909	1,419	12
1968	Freddie Summers	409	439	1,664	2,103	16
1969	Larry Russell	340	471	794	1,265	5
1970	Larry Russell	305	649	671	1,320	14
1971	Larry Hopkins	249	1,228	0	1,228	5
1972	Frank Harsh	157	663	0	663	0
1973	Andy Carlton	199	44	605	649	2
1974	Mike McGlamry	201	-14	585	571	2
1975	Jerry McManus	198	140	950	1,090	13
1976	Mike McGlamry	231	-42	1,066	1,024	4
1977	Mike McGlamry	291	-33	1,532	1,499	6
1978	David Webber	250	-70	1,070	1,000	2
1979	Jay Venuto	452	65	2,432	2,497	17
1980	Jay Venuto	480	-194	2,624	2,430	22
1981	Gary Schofield	461	-144	2,572	2,428	19
1982	Gary Schofield	413	-177	2,380	2,203	11
1983	Gary Schofield	372	-100	2,253	2,153	17
1984	Foy White	295	6	1,544	1,538	12
1985	Foy White	220	-54	1,322	1,268	14
1986	Mike Elkins	400	-98	2,541	2,443	17
1987	Mike Elkins	371	-89	1,915	1,826	9
1988	Mike Elkins	327	69	2,205	2,274	15
1989	Phil Barnhill	469	366	2,454	2,820	20
1990	Phil Barnhill	351	121	1,443	1,564	8
1991	Keith West	347	-66	1,969	1,903	9
1992	Keith West	329	-96	2,039	1,943	13
1993	Jim Kemp	270	76	1,488	1,564	8
1994	Rusty LaRue	285	30	1,303	1,333	6
1995	Rusty LaRue	505	26	2,775	2,801	17
1996	Brian Kuklick	476	-72	2,526	2,454	12
1997	Brian Kuklick	363	-48	2,180	2,132	17
1998	Brian Kuklick	474	-109	2,683	2,574	17
1999	Ben Sankey	374	405	1,496	1,901	14
2000	J. MacPherson	231	-57	1,324	1,267	3
2001	J. MacPherson	272	111	1,555	1,666	6
2002	J. MacPherson	291	177	1,837	2,014	9
2003	Cory Randolph	340	404	1,773	2,177	13
2004	Cory Randolph	239	287	972	1,259	4
2005	Chris Barclay	218	1127	0	1,127	10
2006	Riley Skinner	312	-71	2,051	1,980	10
2007	Riley Skinner	387	31	2,204	2,235	13
2008	Riley Skinner	467	144	2,347	2,491	14
2009	Riley Skinner	470	56	3,160	3,216	28
2010	Tanner Price	316	120	1,349	1,469	11
2011	Tanner Price	500	-53	3,017	2,964	21
2012	Tanner Price	487	-26	2,300	2,274	14
2013	Tanner Price	501	240	2,233	2,473	19
2014	John Wolford	471	-151	2,037	1,886	12
2015	John Wolford	306	67	1,791	1,858	12
2016	John Wolford	429	521	1,774	2,295	15

ANNUAL ALL-PURPOSE YARD LEADERS

Year	Player	Rush	Rec	KOR	PR	Total
1948	Bill Gregus	628	23	547	4	1,202
1949	Bill "Nub" Smith	572	224	0	0	796
1950	Bill Miller	721	66	45	0	832
	Guido Scarton	562	165	9	79	832
1951	Guido Scarton*	507	290	34	0	836
1952	Larry Spencer	314	19	464	35	832
1953	John Parham*	304	45	137	70	593
1954	John Parham*	238	100	223	91	662
1955	Bill Barnes*	401	349	225	82	1,156
1956	Bill Barnes*	1,010	41	315	114	1,491
1957	Pete Barham	354	93	281	29	757
1958	Neil MacLean	624	3	25	0	652
1959	Bobby Robinson*	287	57	172	31	646
1960	Bobby Robinson	232	113	300	3	648
1961	Alan White	586	48	151	56	857
1962	Donnie Frederick	212	120	660	177	1,169
1963	Brian Piccolo	367	126	74	0	567
1964	Brian Piccolo	1,044	122	0	0	1,166
1965	Joe Carazo*	216	308	66	38	637
1966	Andy Heck	608	46	111	0	765
1967	Jack Dolbin	490	45	342	53	930
1968	Lee Clymer	389	100	473	8	970
1969	Buz Leavitt	461	90	0	0	551
1970	Larry Hopkins	984	0	0	0	984
1971	Larry Hopkins	1,228	-4	0	0	1,224
1972	Frank Harsh	663	15	0	0	678
1973	Clayton Heath	616	44	0	0	660
1974	Tom Lockridge	0	0	594	105	699
1975	John Zeglinski	591	354	542	243	1,730
1976	James McDougald	1,018	33	0	0	1,051
1977	James McDougald	987	123	0	0	1,110
1978	James McDougald	629	129	0	0	758
1979	James McDougald	1,177	176	0	0	1,353
1980	Kenny Duckett	19	656	182	113	970
1981	Wayne McMillan	407	33	248	0	688
1982	Michael Ramseur	966	82	41	0	1,089
1983	Michael Ramseur	629	58	32	-5	714
1984	Michael Ramseur	961	235	0	0	1,196
1985	Michael Ramseur	769	450	0	0	1,219
1986	Darryl McGill	859	138	208	0	1,205
1987	Ricky Proehl	35	788	230	41	1,094
1988	Mark Young	711	245	488	0	1,444
1989	Ricky Proehl	135	1,053	0	116	1,304
1990	Anthony Williams	866	0	740	0	1,606
1991	John Leach	523	271	269	0	1,063
1992	John Leach	575	262	385	0	1,222
1993	John Leach	1,089	340	253	9	1,691
1994	Sherron Gudger	261	40	185	0	486
1995	Marlon Estes	1	833	468	54	1,356
1996	Thabiti Davis	0	792	0	0	792
1997	Desmond Clark	0	950	0	0	950
1998	Jammie Deese	10	826	174	0	1,010
1999	Morgan Kane	1,161	95	17	0	1,273
2000	John Stone	74	146	789	0	1,009
2001	John Stone	315	294	588	0	1,197
2002	Fabian Davis	446	575	363	363	1,747
2003	Chris Barclay	1,192	53	149	0	1,394
2004	Chris Barclay	1,010	118	0	0	1,128
2005	Chris Barclay	1,127	159	222	0	1,508
2006	Kenneth Moore	507	314	0	130	951
2007	Kenneth Moore	316	1,011	172	355	1,854
2008	D.J. Boldin	80	848	0	57	985
2009	Chris Givens	98	629	320	0	1,047
2010	Chris Givens	63	514	435	10	1,022
2011	Chris Givens	77	1,330	18	15	1,440
2012	Michael Campanaro	82	763	0	26	871
2013	Michael Campanaro	10	803	49	0	865
2014	E.J. Scott	39	513	0	0	552
2015	Chuck Wade	-1	348	314	0	661
2016	Matt Colburn	626	143	0	0	769

ANNUAL LEADERS

ANNUAL PUNT RETURN LEADERS

Year	Player	Ret	Yds	Avg	TD
1947	Tom Fetzter	43	377	8.8	
1948	Tom Fetzter	14	151	10.8	0
1949	Dickie Davis	13	169	13.0	0
1950	Terry Gwin	23	224	9.7	0
1951	Dickie Davis	18	146	8.1	0
1952	James Bland	21	135	6.4	0
1953	Bruce Hillenbrand	21	161	7.7	0
1954	John Parham	10	91	9.1	0
1955	Bill Barnes	9	82	9.1	0
1956	Jim Dalrymple	13	81	6.2	0
1957	Jim Dalrymple	7	45	6.4	0
1958	Jim Dalrymple	6	47	7.8	0
1959	Winston Futch	6	42	7.0	0
1960	Donnie Frederick	11	50	4.5	0
1961	Winston Futch	11	56	5.1	0
1962	Donnie Frederick	17	177	10.4	0
1963	Jimmy Bedgood	12	118	9.8	0
1964	Joe Carazo	14	86	6.1	0
1965	Andy Harper	7	57	8.1	0
1966	Digit Laughridge	32	173	5.4	0
1967	Digit Laughridge	16	78	4.9	0
1968	Digit Laughridge	34	220	6.5	0
1969	Fred Angerman	11	78	7.1	0
1970	Terry Kuharcheck	16	127	7.9	0
1971	Frank Fussell	23	153	6.7	0
1972	Junior Moore	22	215	9.8	0
1973	Tom Lockridge	12	67	5.6	0
1974	Tom Lockridge	11	105	9.5	0
1975	John Zeglinski	22	243	11.0	1
1976	John Zeglinski	22	187	8.5	0
1977	John Zeglinski	16	83	5.2	0
1978	Lewis Owens	10	88	8.8	0
1979	John Swider	22	109	5.0	0
1980	John Swider	24	87	3.6	0
1981	Tommy Gregg	17	155	9.1	0
1982	Tommy Gregg	27	215	8.0	0
1983	Reggie McCummings	8	109	14.3	0
1984	Tommy Gregg	13	91	7.0	0
1985	Reggie McCummings	14	136	9.7	0
1986	Gunter Brewer	22	209	9.5	0
1987	A.J. Greene	21	190	9.0	0
1988	A.J. Greene	20	138	6.9	0
1989	Ricky Proehl	17	116	6.8	0
1990	George Coghill	19	275	14.5	1
1991	George Coghill	25	312	12.5	1
1992	George Coghill	40	405	10.1	0
1993	Todd Dixon	13	167	12.8	1
1994	Richard Goodpasture	10	74	7.4	0
1995	D'Angelo Solomon	12	82	6.8	0
1996	D'Angelo Solomon	18	157	8.7	0
1997	Reggie Austin	18	93	5.2	0
1998	D'Angelo Solomon	9	61	6.8	0
1999	Reggie Austin	31	329	10.6	0
2000	Adrian Duncan	13	58	4.5	0
2001	Fabian Davis	30	323	10.8	1
2002	Fabian Davis	39	363	9.3	1
2003	Willie Idlette	21	146	7.0	1
2004	Willie Idlette	26	122	4.7	0
2005	Willie Idlette	24	96	4.0	0
2006	Willie Idlette	22	202	9.2	0
2007	Kenneth Moore	34	355	10.4	1
2008	Alphonso Smith	21	108	5.1	0
2009	Devon Brown	11	56	5.1	0
2010	Devon Brown	7	82	11.7	0
2011	Michael Campanaro	9	81	9.0	1
2012	Lovell Jackson	10	128	12.8	0
2013	Michael Campanaro	11	49	4.5	0
2014	Jared Crump	18	130	7.2	0
2015	Tabari Hines	23	91	4.0	0
2016	Jessie Bates III	18	73	4.1	0

ANNUAL KICK RETURN LEADERS

Year	Player	Ret	Yds	Avg	TD
1948	Bill Gregus	22	547	24.9	0
1949	Bill Wilhelmy	4	80	20.0	0
1950	Bob Jones	3	51	17.0	0
1951	Larry Spencer	11	235	21.4	0
1952	Larry Spencer	11	464	42.2	2
1953	John Parham	6	137	22.8	0
1954	John Parham	9	223	24.8	0
1955	Bill Barnes	9	225	25.0	0
1956	Bill Barnes	11	315	28.6	0
1957	Pete Barham	11	281	23.5	0
1958	Bobby Robinson	10	233	23.3	0
1959	Bobby Robinson	7	172	24.6	0
1960	Bobby Robinson	13	300	23.1	0
1961	Alan White	7	151	21.6	0
1962	Donnie Frederick	29	660	22.8	0
1963	Wayne Welborn	14	237	16.9	0
1964	Joe Carazo	11	228	20.7	0
1965	Jimmy Dixon	20	412	20.6	0
1966	Jimmy Johnson	5	121	24.2	0
1967	Fred Angerman	17	366	21.5	0
1968	Lee Clymer	23	473	20.6	0
1969	Fred Angerman	18	309	17.2	0
1970	Ken Garrett	21	405	19.3	0
1971	Junior Moore	15	342	22.8	1
1972	Junior Moore	12	248	20.7	0
1973	Tom Lockridge	21	522	24.9	1
1974	Tom Lockridge	25	594	23.8	0
1975	John Zeglinski	25	542	21.7	0
1976	John Zeglinski	10	162	16.2	0
1977	George Ervin	31	550	17.7	0
1978	Ken Duckett	25	495	19.8	0
1979	Ken Duckett	16	339	21.2	0
1980	Ken Duckett	11	182	16.5	0
1981	Wayne McMillan	12	248	20.7	0
1982	Topper Clemons	23	460	20.0	0
1983	Ronnie Grinton	18	415	23.1	0
1984	Darryl McGill	13	244	18.8	0
1985	Darryl McGill	22	494	22.5	0
1986	David Chambers	17	361	21.2	0
1987	Chip Rives	15	296	19.7	0
1988	Mark Young	22	488	22.2	0
1989	Anthony Williams	34	641	18.9	0
1990	Anthony Williams	29	740	25.5	0
1991	Anthony Williams	22	353	16.0	0
1992	John Leach	21	385	18.3	0
1993	Todd Dixon	24	578	24.1	1
1994	Brent Morehead	17	364	21.4	0
1995	Marlon Estes	24	468	19.5	0
1996	Jammie Deese	16	339	21.2	0
1997	Myles Savage	20	524	26.2	1
1998	Chris McCoy	10	191	19.1	0
1999	John Stone	13	389	29.9	1
2000	John Stone	32	789	24.7	1
2001	John Stone	22	588	26.7	1
2002	Fabian Davis	17	363	21.4	0
2003	Willie Idlette	20	410	20.5	0
2004	Kevin Marion	20	460	23.0	0
2005	Kevin Marion	18	334	18.6	0
2006	Kevin Marion	22	490	22.3	0
2007	Kevin Marion	28	876	31.3	1
2008	Alex Frye	15	332	22.1	0
2009	Lovell Jackson	21	508	24.2	0
2010	Michael Campanaro	28	679	24.2	0
2011	Lovell Jackson	33	700	21.2	0
2012	Orville Reynolds	11	162	14.7	0
2013	John Armstrong	8	150	18.8	0
2014	John Armstrong	22	447	20.3	0
2015	Chuck Wade	17	314	18.5	0
2016	John Armstrong	22	488	22.2	0

ANNUAL TACKLE LEADERS

Year	Player	UT	AT	Tot
1969	John Mazalewski	81	44	125
1970	Ed Stetz	104	87	191
1971	Ed Stetz	126	77	203
1972	unavailable			
1973	David Mebs	60	52	112
	Steve Colavito*	63	45	108
1974	David Mebs	64	63	127
	Randy Carroll*	68	41	109
1975	Bill Armstrong	123	54	177
1976	Bill Armstrong	83	45	128
1977	Mark Lancaster	82	37	119
1978	Carlos Bradley	79	48	127
	James Parker*	80	36	116
1979	Carlos Bradley	90	67	157
	James Parker*	93	53	146
1980	Carlos Bradley	50	92	142
1981	Mike Hodgson	44	40	84
	Ronnie Burgess*	53	16	69
1982	Steve Hammond	74	44	118
1983	Reggie McCummings	79	62	141
1984	Reggie McCummings	73	60	133
1985	Reggie McCummings	55	45	100
	Tony Scott*	55	35	90
1986	Scott Roberts	78	81	159
1987	Jimmie Simmons	71	69	140
1988	Ernie Purnsley	52	71	123
1989	Lamont Scales	62	80	142
1990	Maurice Miller	48	32	80
	George Coghill*	50	17	67
1991	Maurice Miller	63	28	91
1992	Kevin Giles	46	69	115
	Maurice Miller*	62	24	86
1993	Kevin Giles	75	34	109
1994	Kevin Giles	99	23	122
1995	Tucker Grace	91	37	128
1996	Kelvin Moses	72	56	128
1997	Dustin Lyman	57	34	91
1998	DaLawn Parrish	59	16	75
1999	Kelvin Moses	44	26	70
2000	Marquis Hopkins	63	37	100
	Nick Bender*	66	26	92
2001	Marquis Hopkins	75	50	125
2002	Brad White	55	39	94
	Caron Bracy*	56	26	82
2003	Caron Bracy	68	22	90
2004	Jon Abbate	60	41	101
2005	Jon Abbate	41	35	76
2006	Jon Abbate	46	74	120
	Aaron Curry*	52	31	83
2007	Chip Vaughn	66	39	105
2008	Aaron Curry	66	39	105
2009	Dominique Midgett	37	42	79
	Cyhl Quarles*	42	20	62
2010	Hunter Haynes	35	42	77
	Cyhl Quarles*	45	26	71
2011	Cyhl Quarles	52	49	101
2012	Justin Jackson	40	41	81
	A.J. Marshall*	41	35	76
2013	Ryan Janvion	61	34	95
2014	Ryan Janvion	54	61	115
2015	Brandon Chubb	52	55	107
2016	Marquel Lee	63	42	105

* led team in solo tackles

ANNUAL LEADERS/NATIONAL RANKINGS

ANNUAL INTERCEPTION LEADERS

Year	Player	Int
1949	Dickie Davis/Bob Jones	2
1950	Larry Spencer	5
1951	Three tied	3
1952	James Bland	3
1953	Sonny George	3
1954	Bill Barnes	3
1955	Bill Barnes	5
1956	Bill Barnes	3
1957	Jim Dalrymple	3
1958	Four tied	2
1959	Chuck Reiley	4
1960	Chuck Reiley	4
1961	Seven tied	1
1962	Wally Bridwell	3
1963	Wally Bridwell	3
1964	Joe Carazo, Wayne Welborn	4
1965	Joe Carazo	6
1966	Andy Harper	6
1967	Digit Laughridge	4
1968	Digit Laughridge	3
1969	Terry Kuharchek	4
1970	Terry Kuharchek	4
1971	Steve Bowden	5
1972	Donald Brown, Sammy Rothrock	4
1973	Steve Colavito, Spencer Horne	3
	Tom Lockridge, Rich Sievers	3
1974	Ed McDonald	4
1975	Bill Armstrong, Ed McDonald	3
1976	James Royster	4
1977	James Royster	5
1978	James Royster	4
1979	Derek Crocker	4
1980	Joel Triplett	4
1981	Ronnie Burgess, Steve Litaker	2
	John Swider	2
1982	Ronnie Burgess	4
1983	Ronnie Burgess	6
1984	Ronnie Burgess, Reggie McCummings	5
1985	A. J. Greene	3
1986	A. J. Greene	3
1987	A. J. Greene	7
1988	A. J. Greene	4
1989	Lamont Scales	3
1990	George Coghill	4
1991	George Coghill	4
1992	Kevin Cole	4
1993	Tom Stuetzer	4
1994	Brent Morehead	2
1995	D'Angelo Solomon	3
1996	D'Angelo Solomon	3
1997	Reggie Austin	2
1998	Reggie Austin	4
1999	Adrian Duncan	3
2000	Michael Clinkscale, Adrian Duncan	2
	Quintin Williams	2
2001	Kellen Brantley, Marcus McGruder	3
2002	Eric King, Daryl Shaw, Quintin Williams	3
2003	Eric King	3
2004	Marcus McGruder	3
2005	Josh Gattis	5
2006	Josh Gattis	5
2007	Alphonso Smith	8
2008	Alphonso Smith	7
2009	Kenny Okoro	3
2010	Alex Frye	3
2011	Josh Bush	6
2012	Kevin Johnson	3
2013	Kevin Johnson/Merrill Noel	3
2014	Merrill Noel	3
2015	Brad Watson	2
2016	Jessie Bates III	5

DEACONS IN THE NATIONAL RANKINGS

Week of	AP Rank*	Coaches Rank*	Opponent (Rank)	Result
Oct. 9, 1944	17	-	VMI	W, 37-7
Oct. 23, 1944	17	-	at Miami	W, 27-0
Oct. 30, 1944	17	-	Clemson	W, 13-7
Nov. 6, 1944	12	-	at Duke (20)	L, 0-34
Dec. 3, 1945	19	-	--	End of Year
Oct. 28, 1946	12	-	at Chattanooga	W, 32-14
Nov. 4, 1946	13	-	at Duke	L, 0-13
Oct. 13, 1947	14	-	at George Washington	W, 39-7
Oct. 20, 1947	11	-	Duke	L, 6-13
Nov. 1, 1948	18	-	at Duke	W, 27-20
Nov. 8, 1948	19	-	at Clemson (10)	L, 14-21
Nov. 29, 1948	20	-	--	End of Year
Nov. 7, 1949	18	-	at NC State	L, 14-27
Oct. 16, 1950	19	-	George Washington	W, 13-7
Oct. 23, 1950	17	-	Clemson (16)	L, 12-13
Nov. 13, 1950	16	-	NC State	T, 6-6
Oct. 22, 1979	18	-	Auburn (13)	W, 42-38
Oct. 29, 1979	14	-	at Clemson	L, 0-31
Nov. 5, 1979	20	-	Duke	W, 17-14
Nov. 12, 1979	17	-	at South Carolina	L, 14-35
Nov. 16, 1992	25	-	at NC State (13)	L, 14-42
Jan. 3, 1993	25	17	--	End of Year
Sept. 7, 2003	20	21	Purdue	L, 10-16
Oct. 30, 2006	-	23	Boston College (16)	W, 21-14
Nov. 5, 2006	18	19	at Florida State	W, 30-0
Nov. 12, 2006	14	14	Virginia Tech (19)	L, 6-27
Nov. 19, 2006	20	20	at Maryland	W, 38-24
Nov. 26, 2006	16	16	Georgia Tech (23)	W, 9-6
Dec. 4, 2006	15	15	Louisville (5)	L, 13-24
Jan. 10, 2007	18	17	--	End of Year
Aug. 28, 2008	23	23	at Baylor	W, 41-13
Sept. 6, 2008	20	20	Ole Miss	W, 30-28
Sept. 13, 2008	18	18	Bye Week	
Sept. 20, 2008	18	18	at Florida State (24)	W, 12-3
Sept. 27, 2008	16	15	Navy	L, 17-24
Oct. 2, 2008	21	21	Bye Week	
Oct. 9, 2008	21	21	Clemson	W, 12-7
Oct. 16, 2008	21	19	at Maryland	L, 0-26

WINS AGAINST AP-RANKED TEAMS

Date	WF Rank	Opp. Rank	Opponent	Location	Score
Dec. 1, 1945	-	18	at Clemson	Clemson, S.C.	13-6
Oct. 26, 1946	-	4	at Tennessee	Knoxville, Tenn.	19-6
Oct. 11, 1947	-	19	at North Carolina	Chapel Hill, N.C.	19-7
Nov. 5, 1949	-	16	at Duke	Durham, N.C.	27-7
Nov. 26, 1953	-	13	vs. South Carolina	Charlotte, N.C.	19-13
Sept. 13, 1975	-	15	at NC State	Raleigh, N.C.	30-22
Nov. 13, 1976	-	20	at South Carolina	Columbia, S.C.	10-7
Sept. 15, 1979	-	12	at Georgia	Athens, Ga.	22-21
Oct. 13, 1979	-	14	at North Carolina	Chapel Hill, N.C.	24-19
Oct. 27, 1979	18	13	Auburn	BB&T Field	42-38
Sept. 7, 1996	-	13	Northwestern	BB&T Field	28-27
Sept. 6, 1997	-	21	Northwestern	BB&T Field	27-20
Sept. 25, 1999	-	25	NC State	BB&T Field	31-7
Nov. 20, 1999	-	14	Georgia Tech	BB&T Field	26-23
Sept. 6, 2003	-	14	NC State	BB&T Field	38-24
Nov. 4, 2006	22	16	Boston College	BB&T Field	21-14
Dec. 2, 2006	16	23	vs. Georgia Tech	Jacksonville, Fla.	9-6
Oct. 11, 2007	-	21	Florida State	BB&T Field	24-21
Sept. 20, 2008	18	24	at Florida State	Tallahassee, Fla.	12-3
Oct. 8, 2011	-	22	Florida State	BB&T Field	35-30
Dec. 27, 2016	-	23	Temple	Annapolis, Md.	34-26

TEAM RECORDS

RUSHING

Rushing Attempts

Most Game	94 vs. Tulsa (10/16/71)
Most Season	744 in 1971
Fewest Game	10 vs. NC State (11/18/95)
Fewest Season	306 in 1995

Rushing Yards

Most Game	528 vs. Tulsa (10/16/71)
Most Season	3,344 in 1971
Fewest Game	-47 vs. Maryland (10/17/81)
Fewest Season	479 in 2014

Ball Carriers

Most Game	12, Virginia, 1959
	12, Maryland, 1958
	12, Richmond, 1951
Fewest Game	2, several times
	Most Recent
	Duke, 2015

First Downs Rushing

Most Game	32 vs. Tulsa (10/16/71)
Most Season	195 in 1971
Fewest Game	0, seven times
Fewest Season	40 in 1995

Average Per Carry

Most Season	4.5 in 1971
Fewest Season	1.3 in 2014

Rushing Touchdowns

Most Game	7 vs. Tulsa (10/16/71)
Most Season	33 in 2002
Fewest Season	4, four times
	(1962, 1963, 1996, 2014)

Opponent Rush Yards

Most Game	536 at Clemson (10/31/81)
Fewest Game	-21, two times:
	Richmond (10/6/51)
	at Furman (11/22/52)
Most Season	3,473 in 1981
Fewest Season	626 in 1950

Opponent Avg / Carry

Most Season	5.6 in 1981
Fewest Season	2.4 in 1952

Opponent Rushing TDs

Most Season	33 in 1990
Fewest Season	10 in 1952 & 2008

PASSING

Pass Attempts

Most Game	78 at Duke (10/28/95)
Most Season	483 in 1995
Fewest Game	3 vs. UNC (10/23/71)
Fewest Season	80 in 1971

Pass Completions

Most Game	55 at Duke (10/28/95)
Most Season	289 in 1995
Fewest Game	0, three times
Fewest Season	32 in 1971

Passing Yards

Most Game	556 vs. Maryland (10/17/81)
Most Season	3,291 in 2011
Fewest Game	-1 vs. Duke (11/10/73)
Fewest Season	340 in 1971

First Downs Passing

Most Game	27 at Ga. Tech (11/21/98)
Most Season	146 in 2011
Fewest Season	17 in 1971

Completion Percentage

Best Game	100.0 (11 of 11)
(min. 10 att.)	vs. Navy (12/20/08)
Best Game	85.3 (29 of 34)
(min. 20 att.)	vs. East Carolina (9/22/79)
Best Season	71.2 (279 of 392)
	in 2007
Worst Season	32.0 (63 of 197)
	in 1973

Pass Yards Per Game

Most Season	286.5 in 1998
Fewest Season	30.9 in 1971

Passing Touchdowns

Most Game	5, at Duke (11/28/09)
Most Season	26 in 2009
Fewest Season	0 in 1957

Passes had Intercepted

Most Quarter	4 by Maryland (10/2/71)
Most Game	7 by Texas Tech,
	at Charlotte (11/29/41)
Most Season	26 in 1958
Fewest Season	4 in 1971

Opponent Completion Percentage

Highest Season	62.8 in 2013
Lowest Season	32.9 in 1956

Opponent Pass Yards

Most Game	506 at Florida St. (11/15/97)
Most Season	3,358 in 2003
Fewest Game	0, at least 4 times
(most recent)	Navy, 2009
Fewest Season	497 in 1956
	(49.7 average)

Opponent Passing TDs

Most Season	29 in 2010
Fewest Season	1 in 1956

TOTAL OFFENSE

Plays

Most Game	103 (67 rush, 36 pass)
	vs. Western Carolina (9/4/82)
Most Season	990 in 2002
Fewest Game	41 (27 rush, 14 pass)
	at Army (10/19/63)
Fewest Season	547 in 1953

Yards

Most Game	632 vs. UNC (10/26/68)
Most Season	5,305 in 2002
Fewest Game	-2 vs. UNC (9/24/32)
Fewest Season	1,650 in 1963

TOP SINGLE-GAME PERFORMANCES

RUSHING

	Yards	Opponent	Date
1.	528	Tulsa	10/16/71
2.	444	Clemson	10/17/70
3.	421	North Carolina	10/26/68
4.	419	at Duke	10/29/05
5.	415	Presbyterian	9/2/10
5.	408	Richmond	10/6/51
6.	407	East Carolina	9/17/05
7.	402	at NC State	10/9/71
8.	401	at Virginia	10/25/75
9.	396	Maryland	11/20/93
10.	365	at Clemson	10/19/02

PASSING

	Yards	Opponent	Date
1.	556	Maryland	10/17/81
2.	545	NC State	11/18/95
3.	501	Georgia Tech	11/4/95
4.	494	at Georgia Tech	11/21/98
5.	478	at Duke	10/28/95
6.	447	at South Carolina	11/15/80
7.	429	at NC State	9/20/86
8.	421	at NC State	11/7/98
9.	408	Miami (Fla.)	10/31/09
10.	404	at North Carolina	10/9/93

TOTAL OFFENSE

	Yards	Opponent	Date
1.	632	North Carolina	10/26/68
2.	598	at Virginia	10/25/75
3.	591	Elon	9/3/15
4.	591	Tulsa	10/16/71
5.	587	Auburn	10/27/79
6.	584	at East Carolina	9/11/04
7.	577	Maryland	11/20/93
8.	577	at Navy	11/18/00
9.	570	at Georgia	9/15/79
10.	568	Richmond	10/6/51

HIGHEST SCORING GAMES

	Score	Opponent	Date
1.	80-0	Florence YMCA	9/25/15
2.	79-0	William Jewell	9/21/40
3.	67-0	Guilford	11/1/24
4.	66-21	Virginia	10/25/75
	66-0	at Camp Davis	9/20/41
	66-0	Western Maryland	10/21/39
7.	65-0	at Elon	11/26/25
	65-0	Guilford	11/15/19
9.	64-0	Tennessee	11/6/1893
10.	62-0	Guilford	9/22/34
	62-0	Roanoke	10/14/11

HIGHEST SCORING GAMES (TWO TEAMS)

	Pts	Score	Opponent	Date
106	24-82		at Clemson	10/31/81
102	54-48		Duke	9/11/10
98	35-63		at Georgia Tech	11/21/98
92	24-68		at Stanford	9/18/10
87	66-21		at Virginia	10/25/75
87	35-52		Duke	11/4/89
86	49-37		Army	9/22/12
85	13-72		at Florida State	10/14/95
84	56-28		at Vanderbilt	11/24/90

TOP TEAM SEASONS

RUSHING

	Year	Yards
1.	1971	3,344
2.	2002	3,135
3.	1970	2,496
4.	2003	2,439
5.	2001	2,438
6.	2004	2,267
7.	2005	2,173
8.	2006	2,099
9.	1967	2,035
10.	1975	2,024

PASSING

	Year	Yards
1.	2011	3,291
2.	2009	3,259
3.	1998	3,151
4.	1995	3,073
5.	1981	2,986
6.	1996	2,795
7.	1997	2,786
8.	2015	2,739
9.	1986	2,655
10.	1980	2,634

TOTAL OFFENSE

	Year	Yards
1.	2002	5,305
2.	2009	4,841
3.	2011	4,781
4.	2007	4,425
5.	1986	4,418
6.	2006	4,298
7.	2001	4,292
8.	2003	4,257
9.	1988	4,243
10.	1979	4,219

SCORING

	Year	Points
1.	2007	362
2.	2002	356
3.	2011	338
4.	2003	335
5.	1986	325
6.	2009	316
7.	2006	302
8.	2001	292
9.	1988	282
10.	2008	273
	2010	273

FIRST DOWNS

	Year	Number
1.	2002	274
2.	2009	267
3.	2011	263
4.	2001	247
5.	2007	245
6.	1986	241
7.	2006	230
8.	1979	226
9.	1971	226
10.	2016	225

RUSH/GAME

	Year	Avg.
1.	1971	304.0
2.	2002	241.2
3.	1970	226.9
4.	2001	221.6
5.	2004	206.1
6.	1967	203.5
7.	2003	203.2
8.	2005	197.5
9.	1975	184.0
10.	1964	182.2

PASSING/GAME

	Year	Avg.
1.	1998	286.5
2.	1995	279.4
3.	2009	271.6
4.	1981	271.5
5.	1996	254.1
6.	1997	253.3
7.	2011	253.2
8.	1986	241.4
9.	1980	239.5
10.	1989	228.9

OFFENSE/GAME

	Year	Avg.
1.	2002	408.1
2.	2009	403.4
3.	1986	401.6
4.	2001	390.2
5.	1988	385.7
6.	1979	383.5
7.	1989	383.4
8.	2011	367.8
9.	1985	367.6
10.	1997	359.0

POINTS/GM

	Year	Avg.
1.	1986	29.5
2.	2003	27.9
3.	2007	27.8
4.	2002	27.4
5.	2001	26.5
6.	2009	26.3
7.	2011	26.0
8.	1988	25.6
9.	2005	24.5
10.	1983	23.4

LEAST PENALIZED

	Year	Avg.
1.	1966	27.9
2.	1960	28.8
3.	1985	30.8
4.	1983	33.4
5.	1954	33.4
6.	1994	34.4
7.	1974	35.5
8.	1976	37.5
9.	1991	37.6
10.	1953	37.6

TEAM RECORDS

First Downs

Most Game	38 vs. Tulsa (10/16/71)
Most Season	274 in 2002
Fewest Game	0 vs. UNC (9/24/32)
Fewest Season	87 in 1953

Average Yards Per Game

Most Season	408.1 in 2002
Fewest Season	165.0 in 1963

Yards Per Play

Most Season	5.7 in 2009
Fewest Season	2.8 in 1963

Opponent Yards

Most Game	756 at Clemson (10/31/81)
Most Season	5,450 in 2003
Fewest Game	0 by Furman (1952)
Fewest Season	1,468 in 1950

Opponent First Downs

Most Game	35, Clemson in 1981; Florida State in 1993 Virginia Tech in 2010
Most Season	303 in 2003
Fewest Game	1, North Carolina, 1944
Fewest Season	81 in 1946

SCORING

Points

Most Game	80 vs. Florence YMCA (all-time) (9/25/15)
Most Game	66 at Virginia (modern) (10/25/75)
Most Season	362 in 2007
Fewest Season	37 in 1963

Most Points In A Half

50 (1st) at Virginia (10/25/75)

Most Points In A Quarter

28 (2nd) at Virginia (10/25/75)
28 (2nd) at Duke (10/18/03)
28 (2nd) vs. Clemson (11/1/03)

Most Touchdowns

Most Season	44 in 2007 and 1986
Fewest Season	5 in 1963

Opponent Points

Most Game	82 at Clemson in 1981
Most Season	430 in 2010
Fewest Season	36 in 1932

Opponent Touchdowns

Most Season	55 in 2010
Fewest Season	15 in 1956

Largest Victory Margin

(all-time) 80 (80-0) vs. Florence
YMCA (9/25/15)
(modern) 50 (56-6) vs. Richmond
(10/6/51)

Largest Margin Of Defeat

(all-time) 76 (0-76) at NC State
(9/30/1908)
(modern) 63 (0-63) at Oklahoma
(10/5/74)

Safeties By Wake Forest

Most Game	2 at Florida State (9/29/01)
Most Season	5 in 2001 (<i>NCAA record</i>)

MISCELLANEOUS

Interceptions (Defense)

Most Quarter	4 at Maryland (10/2/71) (4th)
Most Game	7 at Georgia Tech (11/21/87)
Most Season	22 in 2006

Interception Return Yards

Game	211 vs. S. Carolina (9/24/55)
------	----------------------------------

Interception Returns for Touchdown

Game	3 vs S Carolina (9/24/55)
------	---------------------------

Penalties

Most Game	15 at Duke (11/7/92)
Most Season	94 in 1987
Fewest Game	0 at S. Carolina in 1960 0 at Memphis in 1964
Fewest Season	27 in 1960

Penalty Yards

Most Game	163 Virginia Tech (9/10/83)
Most Season	789 yards in 1980
Fewest Season	279 in 1966

First Downs by Penalty

Most Game	6 Clemson (11/6/14)
Season	30 in 2015

Fumbles

Most Game	13 (lost 6) at Florida (9/28/57)
Most Season	43 in 1972
Fewest Season	12 in 1986

Fumbles Lost

Most Game	8 (of 12) vs. Duke (11/17/56)
Most Season	25 in 1956
Fewest Season	4 in 2011

Turnovers

Most Game	9 vs. Duke (11/17/56) (8 fumbles, 1 int)
Most Season	44 in 1978
Fewest Season	12 in 2011

Kickoff Returns

Most Game	11 vs. Maryland (10/30/10)
Most Season	69 in 2010

Kickoff Return Yards

Most Game	242 vs. NC State (11/24/73)
Most Season	1,420 in 2010

Punt Returns

Most Game	10 vs NC State (11/1/52)
Most Season	51 in 1947

Punt Return Yards

Most Game	120 vs. Duke (10/26/40)
Most Season	472 in 1940

Tackles for Loss

Most Game	14 vs. Maryland (9/22/07)
Most Season	86 in 2014

Tackles for Loss Yards

Most Game	88 vs. Maryland (9/22/07)
Most Season	354 in 2007

Sacks by

Most Game	9 vs. Maryland (10/17/92)
Most Season	46 in 1992

Sack Yards

Most Game	72 vs. Maryland (10/17/92)
Most Season	321 in 1992

WINS AND LOSSES

Undefeated Teams

1888 (1-0); 1892 (4-0-1)

Most Wins

11, 2006 (11-3)

Most Wins, Month

5, September, 2006

Most Losses

10, six times: 1957 (0-10); 1962 (0-10); 1974 (1-10); 1977 (1-10); 1978 (1-10); 1995 (1-10)

Most Ties

3 in 1956

Most Consecutive Wins

In One Season 7 in 1944

Most Consecutive Losses

In One Season 10 five times: 1957, 1962, 1974, 1977, 1978

Most Shutouts

6 in 1929

Most Times Shut Out

7 in 1963

STREAKS

Winning Streak

7 games in 1944

Unbeaten Streak

9 games from 10/20/45 through 10/12/46

Unbeaten In ACC Games

6 games from 10/3/70 through 10/2/71

Consecutive Games Without Being Shutout

123 games from 9/5/98 through 10/18/08

Consecutive Shutouts Posted

4 games in 1930

Losing Streak

18 games from 9/22/62 through 11/9/63

Winless Streak

20 games from 9/22/73 through 11/16/74

Consecutive ACC Losses

17 games from 10/14/89 through 11/2/91

Consecutive Times Shutout

6 games in 1963

Cons. Times Shutout In ACC Games

4 games in 1963

Consecutive Quarters Shutout

26 quarters in 1963

Road Win Streak

8 games from 10/24/45 to 11/1/46
(includes Gator Bowl)

ACC Road Win Streak

4 games in 2006

Statistics, except wins & losses and streaks, do not include bowl games prior to 2002.

MILESTONE GAMES (OVERALL)

Date	Opponent	Result
1	10/18/1888	North Carolina W, 6-4
100	11/8/19	at Va. Tech L, 0-40
200	11/28/29	Mercer W, 13-0
300	9/27/41	at Duke L, 14-43
400	11/3/51	at Clemson L, 6-21
500	11/4/61	at Auburn W, 7-21
600	10/16/71	Tulsa W, 51-21
700	10/18/80	at Maryland L, 10-11
800	10/21/89	at Virginia L, 28-47
900	10/24/98	No. Carolina L, 31-38
1000	9/1/07	at Boston College L 28-38

MILESTONE GAMES (BB&T FIELD)

#	Date	Opponent	Result
1	9/14/68	NC State	L, 6-10
25	9/15/73	Florida St.	W, 9-7
50	11/12/77	South Carolina	L, 14-24
75	11/13/82	Georgia Tech	L, 7-45
100	9/19/87	NC State	W, 21-3
125	10/5/91	Appalachian St.	L, 3-17
150	8/29/96	Appalachian St.	W, 19-13
175	9/30/00	Virginia	L, 10-27
200	10/9/04	Virginia Tech	L, 10-17
225	11/1/08	Duke	W, 33-30
250	9/8/12	North Carolina	W 28-27
275	9/17/16	Delaware	W 38-21

MILESTONE WINS (OVERALL)

#	Date	Opponent	Result
1	1888	North Carolina	6-4
25	10/30/15	Richmond	40-0
50	11/1/24	Guilford	67-0
100	9/7/38	Randolph Macon	57-6
150	11/1/46	Chattanooga	32-14
200	9/19/59	at Florida St.	22-20
250	10/25/75	at Virginia	66-21
300	9/26/87	Appalachian St.	16-10
350	12/25/99	Arizona State	23-3
375	9/17/05	East Carolina	44-34
400	9/6/08	Ole Miss	30-28
425	11/3/12	Boston College	28-14

MILESTONE WINS (BB&T FIELD)

#	Date	Opponent	Result
1	10/26/68	North Carolina	48-31
10	11/6/71	William & Mary	36-29
20	9/22/79	East Carolina	23-20
30	10/22/83	Virginia	38-34
40	9/12/87	Richmond	24-0
50	9/14/91	W. Carolina	40-24
60	11/16/96	Duke	17-16
70	9/8/01	Appalachian St.	20-10
80	9/24/04	Boston College	17-14
90	9/22/07	Maryland	31-24 OT
100	9/18/09	Elon	35-7
110	9/8/12	North Carolina	28-27
120	9/1/16	Tulane	7-3

TEAM RECORDS

MOST RUSHING YARDS

1. Tulsa, (10/16/71)	528
2. Western Maryland, (10/21/39)	524
3. William Jewell, (9/21/40)	504
4. Virginia Tech, (10/10/70)	444
5. North Carolina, (10/26/68)	421
6. Duke, (10/29/05)	419
7. Presbyterian, (9/2/10)	415
8. Richmond, (10/6/51)	408
9. East Carolina, (9/17/05)	407
10. NC State, (10/9/71)	402

FEWEST RUSHING YARDS

1. Maryland (10/17/81)	-47
2. Virginia (9/21/96)	-45
3. Florida State (11/14/98)	-30
4. Utah State (9/13/14)	-25
5. Louisville (9/27/14)	-22
6. Virginia (10/8/94)	-21
7. Miami (11/21/69)	-18
8. North Carolina (10/16/37)	-16
9. Virginia (11/12/55)	-11
NC State (11/7/98)	-11

MOST RUSHING YARDS ALLOWED

1. Clemson (10/31/81)	536
2. Oklahoma (10/5/74)	531
3. Army West Point (10/19/63)	501
4. North Carolina (10/10/81)	467
5. Navy (10/26/96)	463
6. South Carolina (11/18/78)	455
7. Army West Point (10/6/45)	443
8. North Carolina (10/8/83)	440
9. Clemson (9/16/00)	436
10. Duke (11/7/81)	432

FEWEST RUSHING YARDS ALLOWED

1. Furman (11/22/52)	-21
2. Richmond (10/6/51)	-21
3. Temple (12/27/16)	-20
4. Virginia (10/23/76)	-1
5. NC State (11/1/52) (43 carries)	6
6. Navy (11/23/91)	7
7. Wm Jewell (9/21/40)	9
8. North Carolina (9/23/44)	11
9. Clemson (10/4/47)	12
North Carolina (10/6/99)	12
Boston College (11/3/12)	12

MOST RUSHING ATTEMPTS

1. Tulsa (10/16/71)	94
2. Duke (11/7/70)	78
3. Virginia Tech (9/18/71)	78
4. South Carolina (11/15/69)	76
5. NC State (11/18/50)	73
6. North Carolina (10/23/71)	72
7. NC State (10/9/71)	71
8. Purdue (9/21/02)	69
East Carolina (9/1/01)	69
South Carolina (10/13/73)	69
Virginia Tech (9/26/64)	69

FEWEST RUSHING ATTEMPTS

1. NC State (11/18/95)	10
2. Louisiana-Monroe (9/14/13)	15
3. Duke (10/28/95)	16
4. Georgia Tech (11/4/95)	17
5. Virginia (10/31/98)	17
6. South Carolina (11/14/87)	18
7. Maryland (10/19/96)	19
Georgia Tech (9/14/96)	19
Syracuse (11/2/13)	19
North Carolina (10/5/96)	19

MOST RUSHING ATTEMPTS ALLOWED

1. Virginia Tech (11/22/75)	87
2. Duke (10/19/57)	82
3. Army West Point (9/22/12)	77
Clemson (11/4/78)	77
5. South Carolina (11/12/77)	75
6. Army West Point (10/19/63)	75
Oklahoma (10/5/74)	75
8. Maryland (10/4/69)	74
9. NC State (9/24/77)	72

Duke (11/15/58)	72
Virginia Tech (9/4/76)	72

FEWEST RUSHING ATTEMPTS ALLOWED

1. Clemson (9/12/46)	16
2. Maryland (11/20/93)	17
Florida State (11/14/98)	17
Virginia (11/8/08)	17
5. Elon (9/3/15)	19
6. Florida State (11/15/97)	20
Rutgers (11/8/97)	20

MOST PASSING YARDS

1. Maryland (10/17/81)	556
2. NC State (11/18/95)	545
3. Georgia Tech (11/4/95)	501
4. Georgia Tech (11/21/98)	494
5. Duke (10/28/95)	478
6. South Carolina (11/15/80)	447
7. NC State (9/20/86)	429
8. NC State (11/7/98)	421
9. Miami (10/31/09)	408
10. North Carolina (10/9/93)	404

MOST PASSING YARDS ALLOWED

1. Florida State (11/15/97)	506
2. Indiana (9/24/16)	496
3. Duke (11/8/80)	482
4. Duke (11/5/88)	475
5. Duke (11/6/82)	445
6. Duke (11/4/89)	444
7. NC State (9/6/03)	433
Clemson (10/25/12)	433
9. Maryland (11/20/93)	425
10. Miami (11/20/04)	424

FEWEST PASSING YARDS

1. Duke (11/10/73) (4-11)	-1
2. Virginia (11/18/72) (0-8)	0
North Carolina (10/23/71) (1-3)	0
Virginia (10/5/57) (0-5, 3 INT)	0
Virginia (11/18/72) (0-8, 2 int)	0
6. North Carolina (10/5/63) (6-23)	4
7. Duke (11/13/71) (1-5)	5
8. Boston College (11/7/53) (1-7)	7
South Carolina (11/20/71) (2-7)	7
10. Tennessee (9/23/72) (2-8)	9

FEWEST PASSING YARDS ALLOWED

1. Army West Point (9/29/90) (0-3)	0
Duke (11/17/56) (0-6)	0
Navy (10/24/09) (0-0)	0
Virginia Tech (9/26/59) (0-6)	0
NC State (11/2/57) (0-8)	0
Duquesne (9/17/49) (0-7)	0
7. Vanderbilt (10/2/65) (1-5)	9
Maryland (10/4/69) (1-1)	9
9. North Carolina (10/23/71) (1-7)	10
10. South Carolina (11/13/77) (1-2)	11

MOST TOTAL OFFENSE YARDS

1. North Carolina (10/36/68)	632
2. Virginia (10/25/75)	598
3. Tulsa (10/16/71)	591
Elon (9/3/15)	591
5. Auburn 10/27/79)	587
6. East Carolina (9/11/04)	584
7. Navy (11/18/00)	577
Maryland (11/20/93)	577
9. Georgia (9/15/79)	570
10. Richmond (10/6/51)	568

FEWEST TOTAL OFFENSE YARDS

1. North Carolina (9/28/35)	13
2. North Carolina (10/16/37)	26
3. North Carolina (9/26/31)	45
4. South Carolina (11/14/87)	66
5. Maryland (10/20/73)	69
6. Boston College (11/7/53)	82
7. North Carolina (10/5/63)	92
8. Virginia Tech (9/28/63)	93

MOST TOTAL OFFENSE YARDS ALLOWED

1. Clemson (10/31/81)	756
2. Florida State (10/14/95)	749
3. Duke (11/6/82)	706
4. Houston (9/29/67)	695
5. Florida State (10/30/93)	647
6. Virginia (10/23/82)	643
7. Oklahoma (10/5/74)	640
8. NC State (11/24/73)	638
9. Clemson (9/16/00)	623
10. Florida State (11/23/68)	622

FEWEST TOTAL OFFENSE YDS ALLOWED

1. Furman (11/22/52)	0
2. North Carolina (9/23/44)	12
3. Maryland (10/7/44)	38
4. NC State (11/1/52)	51
5. Richmond (10/6/51)	63
6. Virginia Tech (9/17/55)	68
7. Duquesne (9/17/49)	78
8. Georgetown (10/4/46)	84
9. North Carolina (10/11/47)	94
Delaware (9/17/16)	94

MOST TOTAL OFFENSE PLAYS

1. Western Carolina (9/4/82)	103
2. Tulsa (10/16/71)	101
3. Minnesota (10/5/68)	96
4. Duke (10/28/95)	94
5. Purdue (10/19/68)	93
6. Virginia (9/28/02)	92
Georgia Tech (10/5/02)	92
Duke (11/3/90)	92
9. Georgia (9/15/79)	91
10. South Carolina (11/15/69)	90
NC State (9/20/86)	90
Georgia Tech (11/21/98)	90
Georgia Tech (11/18/89)	90

FEWEST TOTAL OFFENSE PLAYS

1. Army West Point (10/19/63)	41
2. South Carolina (11/22/56)	43
South Carolina (11/14/87)	43
4. North Carolina (10/11/47)	44
Duke (10/19/57)	44
6. Auburn (11/4/61)	46
Baylor (9/23/61)	46
8. Virginia (10/6/56)	48
Virginia (10/5/57)	48
10. NC State (11/22/62)	49
Louisiana-Monroe (8/28/14)	49

MOST TOTAL OFFENSE PLAYS ALLOWED

1. Louisiana-Monroe (8/29/13)	104
Appalachian State (10/3/81)	104
3. Vanderbilt (11/27/75)	97
4. Virginia Tech (10/16/75)	96
Maryland (10/19/96)	96
Clemson (11/4/78)	96
7. South Carolina (9/19/70)	95
Virginia (10/23/82)	95
9. NC State (11/10/12)	94
Florida State (10/14/95)	94
North Carolina (10/14/78)	94

FEWEST OFFENSE PLAYS ALLOWED

1. Georgetown (10/4/46)	32
2. NC State (11/18/50)	37
3. North Carolina (10/11/47)	41
Virginia Tech (9/27/58)	41
5. NC State (9/13/69)	42
6. Delaware (9/17/16)	43
Presbyterian (8/29/13)	43
8. Duke (10/25/47)	44
9. Tennessee (11/3/62)	45
10. North Carolina (10/23/71)	46

MOST FIRST DOWNS

1. Tulsa (10/16/71)	38
2. Georgia Tech (11/21/98)	37
3. Miami (10/31/09)	33
4. Virginia (10/25/75)	32
5. North Carolina (11/8/03)	31
Georgia (9/15/79)	31

Duke (11/6/82)	31
8. Navy (11/18/00)	30
Georgia Tech (11/4/95)	30
Army West Point (10/1/94)	30

FEWEST FIRST DOWNS GAINED

1. North Carolina (9/30/1916)	0
North Carolina (9/24/32)	0
3. Maryland (10/20/73)	1
4. North Carolina (9/28/35)	2
North Carolina (10/16/37)	2
6. Boston College (11/8/47)	4
South Carolina (11/14/87)	4
Duke (9/27/41)	4
Baylor (11/17/51)	4
10. Louisiana-Monroe (8/28/14)	5
Florida State (11/6/65)	5
Duke (9/26/53)	5
VMI (11/7/42)	5

MOST FIRST DOWNS ALLOWED

1. Virginia Tech (10/16/10)	35
Florida State (10/30/93)	35
Clemson (10/31/81)	35
4. Florida State (10/23/68)	33
Duke (11/6/82)	33
NC State (11/24/73)	33
Clemson (11/4/78)	33
8. Houston (9/29/67)	32
Auburn (9/20/69)	32
10. Florida State (10/14/95)	31
Virginia (10/21/89)	31
NC State (9/20/86)	31
North Carolina (10/9/82)	31

FEWEST FIRST DOWNS ALLOWED

1. North Carolina (9/23/44)	1
2. Guilford (10/6/23)	2
Maryland (10/7/44)	2
Presbyterian (8/29/13)	2
Elon (9/16/39)	2
6. Miami (10/27/44)	3
Virginia Tech (9/17/55)	3
William Jewell (9/21/40)	3
9. Georgetown (9/27/47)	4
North Carolina (10/11/47)	4
North Carolina (10/11/47)	4
NC State (10/18/41)	4
NC State (10/2/54)	4

MOST FIRST DOWNS BY RUSHING

1. Tulsa (10/16/71)	32
2. Virginia (10/25/75)	24
3. Virginia Tech (9/18/71)	23
4. South Carolina (11/15/71)	21
5. Duke (11/7/70)	20
6. North Carolina A&T (9/18/04)	20
7. East Carolina (9/17/05)	19
Virginia (9/28/02)	19
North Carolina (10/26/68)	19
Northern Illinois (11/24/01)	19
Maryland (11/17/67)	19
Clemson (10/9/76)	19

FEWEST FIRST DOWNS BY RUSHING

1. Maryland (10/17/81)	0
Maryland (10/20/73)	0
Clemson (11/2/91)	0
Florida State (11/14/98)	0
Maryland (10/19/96)	0
Virginia (10/8/94)	0
Duke (11/7/81)	0
7. Many times	1

MOST RUSHING FIRST DOWNS ALLOWED

1. Clemson (10/31/81)	27
2. North Carolina (10/8/83)	25
3. Clemson (9/16/00)	24
North Carolina (10/10/81)	24
5. Virginia Tech (11/19/81)	23
Army West Point (10/19/63)	23
Oklahoma (10/5/74)	23
North Carolina (10/9/82)	23
9. Virginia (10/22/83)	22

TEAM RECORDS

Virginia Tech (11/22/75)	22
NC State (11/24/73)	22

FEWEST RUSHING FIRST DOWNS ALLOWED

1. Gardner-Webb (9/17/11)	0
2. Boston College (11/3/12)	1
Elon (9/3/15)	1
Virginia (10/23/76)	1
North Carolina (9/23/44)	1
6. By many	

MOST PASSING FIRST DOWNS

1. Georgia Tech (10/21/98)	27
2. Georgia Tech (11/4/95)	26
3. North Carolina (10/9/93)	24
Maryland (10/17/81)	24
NC State (11/18/95)	24
6. Duke (10/28/95)	22
7. South Carolina (11/15/80)	21
Miami (10/31/09)	21
9. NC State (9/20/86)	20
10. Elon (9/3/15)	19
East Carolina (9/22/79)	19

FEWEST PASSING FIRST DOWNS

1. by many	0
----------------------	---

MOST PASSING FIRST DOWNS ALLOWED

1. Florida State (9/15/97)	23
2. Boston College (9/1/07)	21
Duke (11/8/80)	21
4. NC State (9/6/03)	20
Duke (11/5/88)	20
6. Clemson (11/12/11)	19
Boston College (11/3/12)	19
Boston College (11/4/06)	19
Duke (11/28/15)	19
Maryland (11/20/93)	19
Virginia Tech (11/25/72)	19

FEWEST PASSING FIRST DOWNS ALLOWED

1. by many	0
----------------------	---

MOST FIRST DOWNS BY PENALTY

1. Clemson (11/6/14)	6
2. NC State (10/1/16)	5
Indiana (9/26/15)	5
Florida State (10/3/15)	5
Florida State (11/14/98)	5
Duke (11/16/96)	5
Florida State (9/17/94)	5
Duke (10/22/94)	5
Maryland (10/17/81)	5
Richmond (11/14/81)	5
Appalachian State (11/22/80)	5
North Carolina (10/14/78)	5

MOST FIRST DOWNS ALLOWED BY PENALTY

1. Virginia (10/24/87)	6
2. Utah State (9/13/14)	5
North Carolina (10/11/80)	5
Duke (10/22/11)	5
Duke (9/9/06)	5
6. Miami (10/26/13)	4
Florida State (11/9/13)	4

MOST PENALTIES

1. Duke (11/7/92) (106 yards)	15
2. Clemson (10/19/02) (125 yards)	14
North Carolina (10/27/51) (120 yards)	14
Duke (11/7/87) (117 yards)	14
5. Virginia (10/3/70) (117 yards)	13
Appalachian State (10/3/81) (106 yards)	13
Clemson (9/4/04) (125 yards)	13
8. Boston College (9/21/51) (130 yards)	12
Clemson (11/1/80) (125 yards)	12
Virginia Tech (10/10/70) (116 yards)	12
Boston College (10/15/05) (110 yards)	12
North Carolina (10/8/88)	12
Duke (10/22/94)	12

MOST PENALTY YARDS

1. Furman (10/4/41)	153
2. George Washington (10/21/50)	137

3. Boston College (9/21/51) (12 penalties)	130
4. Clemson (11/1/80) (12 penalties)	125
5. Clemson (10/19/02) (14 penalties)	125
Clemson (9/4/04) (13 penalties)	125
7. William & Mary (9/22/73) (9 penalties)	124
8. North Carolina (10/27/51) (14 penalties)	120
9. North Carolina (10/21/72) (11 penalties)	119
10. Miami (11/21/69) (8 penalties)	117
Virginia (10/3/70) (13 penalties)	117

MOST PENALTIES BY OPPONENT

1. Florida State (9/17/94) (142 yards)	18
2. Duke (11/5/88) (131 yards)	16
3. Clemson (11/27/82) (116 yards)	15
Virginia Tech (9/28/63) (45 yards)	15
Florida State (10/16/99) (124 yards)	15
6. Virginia Tech (9/10/83) (163 yards)	14
Florida State (10/30/93) (110 yards)	14
Boston College (8/30/03) (107 yards)	14
Florida State (11/14/98) (139 yards)	14
10. Florida State (10/8/11) (109 yards)	13
NC State (10/1/16) (144 yards)	13

MOST PENALTY YARDS BY OPPONENT

1. Virginia Tech (9/10/83) (14 penalties)	163
2. Maryland (10/17/81) (12 penalties)	145
3. NC State (10/1/16) (13 penalties)	144
4. Clemson (11/1/80) (12 penalties)	143
5. Florida State (9/17/94) (18 penalties)	142
6. Virginia (10/31/59) (9 penalties)	140
7. Florida State (9/20/08) (12 penalties)	139
Florida State (11/14/98) (14 penalties)	139
9. Florida State (9/19/59) (8 penalties)	135
10. Virginia Tech (10/10/70) (9 penalties)	132

FEWEST PENALTIES

1. Memphis (10/31/64)	0
South Carolina (11/26/60)	0
3. Syracuse (10/8/16) (5 yards)	1
Clemson (11/12/11) (10 yards)	1
Connecticut (11/29/07) (6 yards)	1
Clemson (9/28/96) (5 yards)	1
Virginia (10/3/92) (10 yards)	1
Georgia Tech (11/16/85) (5 yards)	1
Kansas State (9/27/75) (5 yards)	1
Duke (11/16/68) (4 yards)	1
Clemson (9/24/60) (15 yards)	1
Maryland (10/22/60) (5 yards)	1
Duke (11/17/56) (5 yards)	1
Boston College (11/7/53) (5 yards)	1

FEWEST PENALTIES BY OPPONENT

1. Boston College (9/6/13)	0
North Carolina (10/26/68)	0
NC State (11/5/60)	0
Duke (11/12/60)	0
5. Many times, last:	
Delaware (9/17/16) (5 yards)	1

GREATEST TIME OF POSSESSION

1. Delaware (9/17/16)	39:56
2. Elon (9/3/15)	38:52
Miami (10/31/09)	38:52
4. Western Carolina (9/4/82)	38:48
5. Virginia (10/23/82)	38:43
6. Virginia (10/23/76)	38:37
7. Louisville (11/12/16)	38:16
8. South Carolina (11/15/80)	38:15
9. Rutgers (11/8/97)	38:08
10. Duke (10/22/11)	38:07

FEWEST TIME OF POSSESSION

1. Georgia Tech (9/14/96)	17:50
2. Virginia Tech (10/16/10)	18:34
3. South Carolina (11/14/87)	19:34
4. South Carolina (9/5/81)	19:39
5. Northwestern (9/25/93)	19:51
6. Virginia (10/22/88)	20:25
7. Virginia (10/8/94)	20:38
8. Vanderbilt (9/3/94)	20:50
9. Louisiana-Monroe (9/14/13)	21:01
10. Maryland (10/13/90)	21:05

MOST KICKOFF RETURNS

1. Maryland (10/30/10) (161 yards)	11
2. Clemson (11/4/78) (216 yards)	10
Florida State (10/14/95) (233 yards)	10
4. Connecticut (11/15/03) (194 yards)	9
Duke (11/6/82) (130 yards)	9
Duke (11/17/62) (234 yards)	9
West Virginia (10/1/55) (98 yards)	9
9. By many	8

MOST KICKOFF RETURN YARDS

1. NC State (11/24/73) (7 returns)	242
2. Duke (11/17/62) (9 returns)	234
3. Florida State (10/14/95) (10 returns)	233
4. Duke (10/22/94) (8 returns)	220
5. Clemson (11/4/78) (10 returns)	216
6. Duke (11/13/99) (6 returns)	207
7. Stanford (9/18/10) (8 returns)	204
8. Army West Point (10/19/63) (8 returns) 196	
9. Maryland (10/13/90) (5 returns)	195
10. Connecticut (11/15/03) (9 returns)	194
Clemson (9/16/00) (8 returns)	194

MOST KICKOFF RETURNS ALLOWED

1. Duke (9/11/10)	9
William & Mary (10/22/49)	9
Richmond (10/6/51)	9
4. By many, last:	8
Presbyterian (9/2/10)	8

MOST KICKOFF RETURN YARDS ALLOWED

1. Duke (11/21/09) (8 returns)	234
2. Duke (9/11/10) (9 returns)	222
3. Geo. Washington (10/18/47) (8 returns) 204	
4. Maryland (10/10/09) (6 returns)	194
5. Duke (11/3/90) (5 returns)	186
6. North Carolina (10/27/07) (8 returns)	184
7. William & Mary (10/7/50) (8 returns)	174
8. Duke (11/13/99) (3 returns)	173
9. Maryland (10/19/13) (6 returns)	171
10. Tulsa (10/16/71) (8 returns)	170

MOST PUNT RETURNS

1. NC State (11/1/52) (66 yards)	10
2. NC State (10/2/54) (118 yds)	9
Virginia (9/9/78) (74 yards)	9
NC State (11/15/47)	9
5. South Carolina (11/9/68) (94)	8
North Carolina (10/27/51) (67 yards)	8
Boston U. (9/13/86) (135 yards)	8
North Carolina (10/18/52) (74 yards)	8
Richmond (10/6/51) (63 yards)	8
Duquesne (9/17/49) (65 yards)	8
South Carolina (11/28/46) (84 yards)	8
Boston College (9/27/46) (141 yards)	8

MOST PUNT RETURN YARDS

1. Boston College (9/27/46) (8 returns)	141
2. Navy (11/23/91) (6 returns)	136
3. Boston U. (9/13/86) (8 returns)	135
4. Duke (10/26/40)	120
5. NC State (10/2/54) (9 returns)	118
6. Duke (10/23/93) (4 returns)	107
7. William & Mary (9/22/56) (4 returns)	106
8. Richmond (9/30/50) (7 returns)	105
9. Clemson (11/2/63) (6 returns)	96
10. South Carolina (11/9/68) (8 returns)	94
Geo. Washington (10/18/47) (7 returns)	94

MOST PUNT RETURNS ALLOWED

1. Maryland (10/20/73) (151 yards)	11
2. Florida State (10/25/03) (216 yards)	10
3. Tennessee (9/23/72) (108 yards)	9
Auburn (9/20/69) (159 yards)	9
5. Clemson (10/6/62) (15 yards)	8
6. by many	7

MOST PUNT RETURN YARDS ALLOWED

1. Florida State (10/25/03) (10 returns)	216
2. Auburn (9/20/69) (9 returns)	159
3. Clemson (10/6/62) (8 returns)	155
4. North Carolina (9/9/00) (7 returns)	153
5. Maryland (10/20/73) (11 returns)	151
6. Michigan (10/2/76) (7 returns)	131

7. Vanderbilt (11/24/12) (4 returns)	129
8. Virginia (10/28/61) (6 returns)	125
9. SMU (9/16/72) (6 returns)	124
10. West Virginia (10/1/55) (3 returns)	121

MOST PUNTS

1. Clemson (10/12/40) (610 yards)	15
2. North Carolina (11/16/46) (569 yards)	14
Duke (10/26/40) (440 yards)	14
4. Maryland (10/20/73) (601 yards)	13
Florida State (9/15/12) (520 yards)	13
5. Syracuse (11/2/13) (495 yards)	12
NC State (11/10/13) (520 yards)	12
Auburn (9/20/69) (432 yards)	12
NC State (11/9/40) (436 yards)	12
TCU (11/8/52) (409 yds)	12

FEWEST PUNTS

1. Delaware (9/17/16)	1
Navy (10/20/07)	1
Navy (11/18/00)	1
UAB (10/23/99)	1
Virginia (10/25/75)	1
Presbyterian (11/3/45)	1

MOST PUNTS BY OPPONENT

1. NC State (11/1/52) (526 yards)	13
2. Furman (11/22/52) (462 yards)	12
South Carolina (11/9/68) (409 yards)	12
4. Boston College (11/26/16) (410 yards)	11
Elon (9/3/15) (486 yards)	11
Syracuse (11/2/13) (442 Yards)	11
Gardner-Webb (9/17/11) (371 yards)	11
North Carolina (10/18/52) (512 yards)	11
Duke (10/25/47) (550 yards)	11

FEWEST PUNTS BY OPPONENT

1. Clemson (10/31/81)	0
Duke (11/8/75)	0
Auburn (9/20/69)	0

MOST FUMBLES

1. Duke (11/17/56) (lost 8)	12
2. Virginia Tech (9/28/63) (lost 4)	9
3. North Carolina (9/26/42) (lost 3)	8
4. Virginia Tech (11/25/72) (lost 5)	7
South Carolina (11/24/51) (lost 5)	7
Virginia Tech (11/9/57) (lost 2)	7
7. Virginia (9/17/66) (lost 6)	6
South Carolina (11/15/69) (lost 5)	6
Baylor (9/23/61) (lost 5)	6
Clemson (10/4/47) (lost 4)	6
Clemson (10/12/46) (lost 4)	6
Clemson (11/3/73) (lost 2)	6

MOST FUMBLES LOST

1. Duke (11/17/56)	8
2. Virginia (9/17/66)	6

OPPONENT FUMBLES

1.	North Carolina (10/18/52) (lost 6)	11
2.	Clemson (11/2/63) (lost 5)	8
	NC State (9/11/76) (lost 2)	8
4.	Boston College (11/8/47) (lost 6)	7
	Richmond (9/30/50) (lost 4)	7
	Tennessee (10/26/46) (lost 3)	7
	Boston College (11/7/53) (lost 3)	7
	Boston College (9/27/46) (lost 3)	7
9.	Georgetown (10/4/46) (lost 6)	6
	Duke (11/14/59) (lost 5)	6
	South Carolina (11/27/54) (lost 4)	6
	NC State (10/17/59) (lost 4)	6
	Virginia (10/27/73) (lost 3)	6
	Virginia Tech (11/11/61) (lost 3)	6

CLASS RECORDS

PASSING

Completion Percentage

Senior:	Riley Skinner (2009)	.660 (264-400)
Junior:	Riley Skinner (2008)	.639 (232-363)
Sophomore:	Riley Skinner (2007)	*.724 (236-326)
R-Freshman:	Riley Skinner (2006)	.658 (171-260)
T-Freshman:	John Wolford (2014)	.583 (214-367)

Passing Yards

Senior:	Riley Skinner (2009)	*3,160
Junior:	Phil Barnhill (1989)	2,454
Sophomore:	Tanner Price (2011)	3,017
R-Freshman:	Riley Skinner (2006)	2,051
T-Freshman:	John Wolford (2014)	2,037

Pass Attempts

Senior:	Rusty LaRue (1995)	421
Junior:	Tanner Price (2012)	410
Sophomore:	Tanner Price (2011)	*422
R-Freshman:	Riley Skinner (2006)	260
T-Freshman:	John Wolford (2014)	367

Pass Completions

Senior:	Rusty LaRue (1995)	*264
	Riley Skinner (2009)	*264
Junior:	Riley Skinner (2008)	232
Sophomore:	Tanner Price (2011)	253
R-Freshman:	Riley Skinner (2006)	171
T-Freshman:	John Wolford (2014)	214

Passing Touchdowns

Senior:	Riley Skinner (2009)	*26
Junior:	Phil Barnhill (1989)	17
Sophomore:	Tanner Price (2011)	20
R-Freshman:	Riley Skinner (2006)	9
T-Freshman:	John Wolford (2014)	12

RECEIVING

Receptions

Senior:	Kenneth Moore (2007)	*98
Junior:	Chris Givens (2011)	83
Sophomore:	Michael Campanaro (2011)	73
R-Freshman:	Cam Serigne (2014)	54
T-Freshman:	Chuck Wade (2015)	33

Receiving Yards

Senior:	Ricky Proehl (1989)	1,053
Junior:	Chris Givens (2011)	*1,330
Sophomore:	Wayne Baumgardner	1,000
R-Freshman:	Chris Givens (2009)	629
T-Freshman:	Tabari Hines (2015)	366

Receiving Touchdowns

Senior:	Ricky Proehl (1989)	11
Junior:	Kenny Duckett (1980)	*12
Sophomore:	John Zeglinski (1975)	8
R-Freshman:	Chris Givens (2009)	8
T-Freshman:	Todd Dixon (1990)	4

Yards Per Reception

Senior:	David Richmond (1983)	17.0
Junior:	Wayne Baumgardner (1980)	18.6
Sophomore:	Todd Dixon (1991)	*19.9
R-Freshman:	Jason Anderson (2001)	16.9
T-Freshman:	Todd Dixon (1990)	19.8

RUSHING

Rushing Yards

Senior:	Larry Hopkins (1971)	*1,228
Junior:	Tarence Williams (2001)	1,018
Sophomore:	Chris Barclay (2003)	1,192
R-Freshman:	Josh Adams (2007)	953
T-Freshman:	James McDougald (1976)	1,018

Rushing Attempts

Senior:	Morgan Kane (1999)	*275
Junior:	Tarence Williams (2001)	249
Sophomore:	James McDougald (1977)	242
R-Freshman:	Josh Adams (2007)	219
T-Freshman:	James McDougald (1976)	245

Rushing Touchdowns

Senior:	Brian Piccolo (1964)	*15
	Larry Russell (1971)	*15
Junior:	Larry Russell (1970)	10
	Freddie Summers (1967)	10
	Tarence Williams (2001)	10
Sophomore:	Chris Barclay (2003)	12
R-Freshman:	Josh Adams (2007)	11
T-Freshman:	James McDougald (1976)	10

Yards Per Carry

Senior:	Bill Barnes (1956)	6.00
Junior:	Ken Garrett (1971)	*6.70
Sophomore:	Micah Andrews (2005)	5.60
R-Freshman:	Micah Andrews (2004)	6.14
T-Freshman:	Chris Barclay (2002)	4.88

SCORING

Points Scored

Senior:	Brian Piccolo (1964)	*111
Junior:	Sam Swank (2007)	98
Sophomore:	Sam Swank (2006)	102
R-Freshman:	Sam Swank (2005)	86
T-Freshman:	James McDougald (1976)	60

Touchdowns Scored

Senior:	Brian Piccolo (1964)	*17
Junior:	Kenny Duckett (1980)	12
	Chip Rives (1986)	12
Sophomore:	Chris Barclay (2003)	12
R-Freshman:	Josh Adams (2007)	12
T-Freshman:	James McDougald (1976)	10

Field Goals

Senior:	Matthew Burdick (1999)	16
Junior:	Mike Weaver (2016)	21
Sophomore:	Sam Swank (2006)	*23
R-Freshman:	Sam Swank (2005)	19
T-Freshman:	Danny Nolan (1983)	4

TOTAL OFFENSE

Senior:	Riley Skinner (2009)	*3,216
Junior:	Phil Barnhill (1989)	2,820
Sophomore:	Tanner Price (2011)	2,964
R-Freshman:	Riley Skinner (2006)	1,980
T-Freshman:	Tanner Price (2010)	1,469

ALL-PURPOSE YARDS

Senior:	Kenneth Moore (2007)	*1,854
Junior:	Anthony Williams (1990)	1,606
Sophomore:	John Zeglinski (1975)	1,730
R-Freshman:	Willie Idlette (2003)	1,109
T-Freshman:	Michael Ramseur (1982)	1,089

PUNTING

Senior:	Ryan Plackemeier (2005)	*47.2
Junior:	Harry Newsome (1983)	45.5
Sophomore:	Ryan Plackemeier (2003)	45.6
R-Freshman:	Alexander Kinal (2012)	40.7
T-Freshman:	Ryan Plackemeier (2002)	43.2

DEFENSE

Total Tackles

Senior:	Ed Stetz (1971)	*203
Junior:	Ed Stetz (1970)	191
Sophomore:	Ernie Purnsley (1986)	154
R-Freshman:	Lamont Scales (1989)	142
T-Freshman:	Kevin Giles (1991)	91

Unassisted Tackles

Senior:	Ed Stetz (1971)	*126
Junior:	Bill Armstrong (1975)	123
Sophomore:	Reggie McCummings (1983)	79
R-Freshman:	Kelvin Moses (1995)	71
T-Freshman:	Ronnie Burgess (1981)	53

Tackles For Loss (since 1973)

Senior:	Mike McCrary (1992)	*24
Junior:	Bryan Ray (1999)	19
Sophomore:	Matt Petz (1998)	15
R-Freshman:	Fred Robbins (1996)	11
	Kelvin Moses (1995)	11
T-Freshman:	Marvin Mitchell (1987)	6
	Rudy Thompson (1989)	6

Sacks (since 1977)

Senior:	Mike McCrary (1992)	*16
Junior:	Duke Ejiofor (2016)	10.5
Sophomore:	Calvin Pace (2000)	9
R-Freshman:	Maurice Gravely (1991)	3
	Harold Gragg (1993)	3
	Fred Robbins (1996)	3
	Nate Bolling (1998)	3
	Matt Robinson (2004)	3
	Kyle Wilber (2008)	3
T-Freshman:	Rudy Thompson (1989)	4

Passes Defended (since 1981)

Senior:	Alphonso Smith (2008)	20
Junior:	A.J. Greene (1987)	*25
Sophomore:	D'Angelo Solomon (1995)	14
R-Freshman:	Merrill Noel (2011)	21
T-Freshman:	A.J. Greene (1985)	7

Interceptions

Senior:	Alphonso Smith (2008)	7
Junior:	Alphonso Smith (2007)	*8
Sophomore:	Kevin Byrnes (1971)	5
	Larry Spencer (1950)	5
R-Freshman:	Jessie Bates (2016)	5
T-Freshman:	A.J. Greene (1985)	3
	John Herrlein (1951)	3

* School record

MISCELLANEOUS RECORDS

BIGGEST COMEBACKS SINCE 1955

	Deficit	Date	Opponent	Score	Time of Deficit	Final Score
1.	24	11/10/01	North Carolina	0-24	1:45 (2nd)	32-31
2.	21	9/22/07	Maryland	3-24	6:32 (3rd)	31-24 OT
2.	19	12/31/92	Oregon	10-29	4:44 (3rd)	39-35
3.	18	10/27/79	Auburn	20-38	1:40 (2nd)	42-38
4.	14	9/12/09	Stanford	3-17	0:00 (2nd)	24-17
	14	8/30/03	Boston College	0-14	12:28 (2nd)	32-28
	14	10/15/88	Maryland	3-17	1:42 (2nd)	27-24
	14	11/7/87	Duke	0-14	9:29 (1st)	30-27
	14	11/22/86	Georgia Tech	0-14	3:18 (1st)	24-21
	14	10/3/81	Appalachian State	0-14	2:33 (2nd)	15-14
	14	9/19/81	Auburn	0-14	12:27 (2nd)	24-21
	14	10/24/64	Maryland	0-14	3:14 (1st)	21-17

BLOWN LEADS SINCE 1955

	Lead	Date	Opponent	Score	Time of Lead	Final Score
1.	23	11/20/93	Maryland	29-6	10:12 (3rd)	32-33
2.	21	9/13/97	East Carolina	21-0	9:23 (2nd)	24-25
3.	17	10/31/09	Miami	17-0	10:36 (2nd)	27-28
	17	10/16/05	Boston College	17-0	8:34 (2nd)	30-35
	17	9/28/02	Virginia	34-17	7:36 (3rd)	34-38
	17	9/20/86	NC State	24-7	0:29 (2nd)	38-42

FOURTH QUARTER COMEBACKS SINCE 1955

Date	Opponent	Deficit	Time	Key Play	Key Players	Final Score
9/8/12	North Carolina	27-21	12:50	1-yard run	Price	28-27
10/22/11	Duke	23-17	6:52	66-yard pass	Price to Givens	24-23
9/12/09	Stanford	17-10	0:02	1-yard run	Skinner	24-17
12/20/08	Navy	19-14	7:52	8-yard pass	Skinner to Wooster	29-19
11/1/08	Duke	23-22	10:16	20-yard pass	Skinner to Boldin	33-30 OT
10/9/08	Clemson	7-6	5:28	7-yard pass	Skinner to Boldin	12-7
9/6/08	Mississippi	28-27	0:03	41-yard field goal	Sam Swank	30-28
9/22/07	Maryland	24-17	0:03	6-yard TD pass	Skinner to Tereshinski	31-24 OT
9/9/06	Duke	13-7	1:28	2-yard TD run	M. Andrews	14-13
10/1/05	Clemson	27-24	0:33	6-yard TD pass	Randolph to Marion	31-27
9/25/04	Boston College	14-10	1:09	40-yard TD pass	Randolph to Idlette	17-14
8/30/03	Boston College	28-25	1:47	43-yard TD pass	Randolph to Davis	32-28
10/5/02	Georgia Tech	21-16	5:29	10-yard TD run	T. Williams	24-21
11/23/02	Navy	27-23	0:53	5-yard TD run	F. Davis	30-27
11/3/01	Virginia	30-27	1:42	64-yard TD pass	MacPherson to Anderson	34-30
11/10/01	North Carolina	31-26	1:17	1-yard TD run	J. MacPherson	32-31
9/25/97	NC State	18-16	0:43	37-yard FG	M. Burdick	19-18
9/7/96	Northwestern	27-21	0:51	30-yard TD pass	Kuklick to D. Clark	28-27
11/16/96	Duke	16-10	1:27	3-yard TD pass	Kuklick to D. Clark	17-16
9/10/94	Appalachian St.	10-9	4:01	47-yard FG	Hollows	12-10
10/1/94	Army	27-23	5:54	14-yard TD rush	R. LaRue	33-27
9/12/92	Appalachian St.	7-3	1:11	4-yard TD pass	West to Mills	10-7
10/17/92	Maryland	23-20	12:43	49-yard TD pass	West to Dixon	30-23
11/14/92	Clemson	15-10	3:40	31-yard TD pass	West to Dixon	18-15
12/31/92	Oregon	29-24	12:02	61-yard TD pass	Jones to Dixon	39-35
11/9/91	Duke	14-13	9:56	23-yard TD rush	J. Leach	31-14
10/15/88	Maryland	24-19	1:22	1-yard TD run	T. Rogers	27-24
10/3/87	Army	13-10	2:46	26-yard TD pass	Elkins to Proehl	17-13
9/28/85	Appalachian St.	13-12	6:32	15-yard TD pass	White to Scales	24-21
10/13/84	North Carolina	3-0	12:43	1-yard TD pass	White to Chambers	14-3
11/10/84	Duke	16-13	0:16	7-yard TD pass	White to Scales	20-16
10/2/82	Virginia Tech	10-5	3:06	11-yard TD pass	Schofield to Richmond	13-10
10/2/82	Auburn	21-17	6:22	4-yard TD pass	Schofield to Baumgardner	24-21
10/3/81	Appalachian St.	14-7	1:21	9-yard TD pass	Schofield to Denfeld	15-7
11/8/80	Duke	24-20	10:36	3-yard TD run	H. Threatt	27-24
10/27/79	Auburn	38-35	11:22	4-yard TD run	McDougald	42-38
10/6/79	Virginia Tech	14-13	1:19	3-yard TD run	Johnson	19-14
9/15/79	Georgia	21-16	14:29	9-yard TD pass	Venuto to McDougald	22-21
9/15/73	Florida State	7-6	0:03	41-yard FG	Ramsey	9-7
11/11/72	Duke	7-3	0:54	28-yard TD run	Garrett	9-7
9/13/69	NC State	21-14	0:05	1-yard TD run	S. Bowden	22-21
10/23/65	North Carolina	10-6	6:00	43-yard TD pass	Wilson to Henry	12-10
11/20/65	Memphis State	14-13	11:49	1-yard TD run	Heck	21-20
10/24/64	Maryland	17-14	1:50	1-yard TD run	Piccolo	21-17
11/16/63	South Carolina	19-13	7:45	3-yard TD run	Sweetan	20-19
11/15/60	North Carolina	12-6	2:21	15-yard TD pass	Snead to Frederick	13-12
9/19/59	Florida State	20-15	1:56	5-yard TD run	Robinson	22-20
9/26/59	Virginia Tech	18-14	7:10	4-yard TD run	Ball	27-18
10/17/59	NC State	14-104	6:48	2-yard TD run	Bonecutter	17-10
11/5/55	William & Mary	7-6	NA	1-yard TD run	Consoles	13-7

FASTEST SCORES SINCE 1957

	Time	Date	Opponent	How	Who
1.	14:54	10/25/75	Virginia	Safety	—
2.	14:46	9/1/07	Boston College	21 yd Int. TD	A. Smith
3.	14:46	11/22/75	Virginia Tech	29 yd Fum. TD	Armstrong
4.	14:07	10/6/12	Maryland	73 yd TD	Price to Davis
5.	14:03	10/6/84	Richmond	28 yd TD	White to Brim
6.	14:01	10/20/07	Navy	13 yd TD	Skinner to Moore
7.	13:43	11/16/91	Georgia Tech	22 yd FG	Green
8.	13:36	9/10/88	Illinois State	69 yd TD	Elkins to Proehl
9.	13:23	11/14/64	South Carolina	62 yd TD	Mackovic to Piccolo
10.	13:16	9/29/90	Army	72 yd Punt Ret. TD	Coghill
10.	13:16	10/5/57	Virginia	Punt Block TD	McLean (b)/Moore (r)

LONGEST DRIVES BY PLAYS

PI-Yds	Opp	TOP	Result	Date
20-80	Vandy	10:08	TD	10/7/2000
19-73	Clemson	6:51	FG	10/27/1990
18-83	Rutgers	8:46	FG	10/2/1999
18-92	UNC	6:31	LOD	10/12/1985
18-69	Duke	6:06	TD	11/16/1996
18-55	GT	4:03	FUM	10/14/2000
17-64	Clemson	7:41	FG	10/1/2005
17-64	GT	7:40	FGA	11/14/1992
17-69	GT	7:18	FG	11/5/2005
17-66	Auburn	7:04	LOD	9/19/1981
17-90	Rutgers	6:41	TD	10/2/1999
17-77	GT	6:25	FG	10/5/2002
17-74	Virginia	5:12	FGA	10/22/1983
17-80	GT	5:10	TD	11/17/2001
17-59	Oregon	5:07	FG	12/31/1992
17-90	Duke	4:57	TD	10/28/1995

LONGEST DRIVES BY YARDS

PI-Yds	Opp	TOP	Result	Date
13-99	WCU	5:12	TD	9/14/91
9-99	Navy	3:31	TD	9/23/95
13-98	Clemson	5:48	TD	11/1/03
12-98	Vandy	5:08	TD	11/29/08
12-98	Navy Bowl	3:48	TD	12/20/08
9-98	Duke	3:47	TD	9/29/12
11-97	ULM	1:55	TD	9/14/13
6-97	WCU	2:55	TD	9/14/91
15-96	Syracuse	6:13	TD	9/2/06
7-96	Navy	2:56	TD	11/18/00

LONGEST DRIVES BY TIME

PI-Yds	Opp	TOP	Result	Date
20-80	Vanderbilt	10:08	TD	10/7/2000
15-71	Virginia	8:49	TD	11/8/2008
12-37	UNC	8:48	Punt	10/26/2002
18-83	Rutgers	8:46	FG	10/2/1999
16-79	Miami	8:34	TD	10/26/2013
13-65	Virginia	8:00	punt	11/6/1993
15-57	NC State	7:57	FG	11/13/2010
16-64	Ole Miss	7:52	FG	9/6/2008
16-76	NC State	7:47	TD	11/15/2014
16-70	Virginia	7:46	INT	10/24/1987

BEST STARTS

Record	Last	#
3-0	2008	9
4-0	2016	5
5-0	2006	3
6-0	1944	1
7-0	1944	1
4-1	2016	14
5-1	2016	9
6-1	2006	4
7-1	2006	3
8-1	2006	2
9-1	2006	1
5-2	2016	13
6-2	2007	8
7-2	1979	2
8-2	1979	1
9-2	2006	1
10-2	2006	1
11-2	2006	1
6-3	2016	10
7-3	1992	3
8-3	1979	1

WORST STARTS

Record	Last	#
0-3	2000	22
0-4	2000	13
0-5	2000	10
0-6	2000	7
0-7	2000	6
0-8	1974	5
1-4	1995	23
1-5	1995	16
1-6	1995	11
1-7	2000	7
2-5	2010	27
2-6	2010	22
2-7	2010	16
2-8	2010	9
2-9	2010	4

BOWL GAME RECORDS

INDIVIDUAL

Note: Individual statistics are not available from the 1946 Gator and 1949 Dixie Bowl games.

Pass Attempts

Tanner Price 46 2011 Music City

Pass Completions

Riley Skinner 29 2007 Meineke

Completion Pct

Riley Skinner 1.000 (11-11) ^ 2008 EagleBank

Passing Yards

Riley Skinner 271 2007 FedEx Orange

Passing Touchdowns

John Wolford 2 2016 Military

James MacPherson 2 2002 Seattle

Passes Had Intercepted

Jay Venuto 3 1979 Tangerine

Keith West 3 1992 Independence

Receptions

Kenneth Moore 11 2007 Meineke

Receiving Yards

Todd Dixon 166 1992 Independence

Most Receiving Touchdowns

Todd Dixon 2 1992 Independence

Jason Anderson 2 2002 Seattle

Rushing Attempts

Kevin Harris 24 2008 EagleBank

Brandon Pendergrass 24 2011 Music City

Rushing Yards

Kevin Harris 136 2008 EagleBank

Rushing Touchdowns

John Leach 2 1992 Independence

Josh Adams 2 2008 EagleBank

Points Scored

Todd Dixon 12 (2 TDs) 1992 Independence

John Leach 12 (2 TDs) 1992 Independence

Jason Anderson 12 (2 TDs) 2002 Seattle

Josh Adams 12 (2 TDs) 2008 EagleBank

Touchdowns Scored

Todd Dixon 2 1992 Independence

John Leach 2 1992 Independence

Jason Anderson 2 2002 Seattle

Josh Adams 2 2008 EagleBank

Total Tackles

Jon Abbate 15 2007 FedEx Orange

Unassisted Tackles

Kevin Giles 8 1992 Independence

Chip Vaughn 8 2008 EagleBank

Assisted Tackles

Jon Abbate 11 2007 FedEx Orange

Fumble Recoveries

Tehran Carpenter 1 1999 Aloha

De'Vaughn Mellerson 1 1999 Aloha

Dion Williams 1 2002 Seattle

Kevin Patterson 1 2007 FedEx Orange

Jon Abbate 1 2007 FedEx Orange
Chantz McClinic 1 2008 EagleBank
Nikita Whitlock 1 2011 Music City
Kenny Okoro 1 2011 Music City
Dayton Diemel 1 2016 Military

Interceptions

Landon King 1 1979 Tangerine

Kevin Cole 1 1992 Independence

Stanley Arnoux 1 2007 Meineke

Alphonso Smith 1 2008 EagleBank

Duran Lowe 1 2011 Music City

Merrill Noel 1 2011 Music City

Duke Ejiofor 1 2016 Military

Punts

Alex Wulfeck 8 2011 Music City

Punting Yards

Alex Wulfeck 320 2011 Music City

Punting Average

Ryan Plackemeier 48.4 2002 Seattle
(5 punts, 242 yards)

Field Goals

Matthew Burdick 3 1999 Aloha

Field Goal Attempts

Matthew Burdick 4 1999 Aloha

Points by Kicking

Matthew Burdick 11 1999 Aloha

Kickoff Returns

John Armstrong 4 2016 Military

Ronchie Johnson 4 1979 Tangerine

Kickoff Return Yards

John Armstrong 133 2016 Military

Punt Returns

Fabian Davis 5 2002 Seattle

Punt Return Yards

Fabian Davis 43 (5) 2002 Seattle

TEAM

Note: Records with an asterisk do not include the 1946 Gator and 1949 Dixie Bowl games.

First Downs

High: 24 1946 Gator

Low: 15 1999 Aloha

Rushing Attempts*

High: 66 2002 Seattle

Low: 29 2007 FedEx Orange

Rushing Yards

High: 378 1946 Gator

Low: 30 1979 Tangerine

Passing Yards

High: 323 1992 Independence

Low: 18 1946 Gator

Pass Attempts

High: 48 2011 Music City

Low: 6 1946 Gator

Pass Completions

High: 29 2007 Meineke

Low: 1 1946 Gator

Passes Had Intercepted

High: 4 1979 Tangerine
Low: 0 2002 Seattle, 2008 EagleBank
0 2011 Music City

Total Offensive Plays

High: 86 2011 Music City

Low: 59 2008 EagleBank

Total Offense

High: 516 1992 Independence

Low: 263 1979 Tangerine

Scoring

High: 39 1992 Independence

Low: 7 1949 Dixie

Fumbles

High: 4 1979 Tangerine

Low: 0 1999 Aloha, 2011 Music City

Fumbles Lost

High: 3 1992 Tangerine

Low: 0 1999 Aloha, 2002 Seattle

0 2011 Music City

0 2016 Military

Penalties

High: 11 1992 Independence

Low: 1 1999 Aloha; 2007 Meineke

Penalty Yards

High: 108 1992 Independence

Low: 6 2007 Meineke

Punt Returns

Returns: 5 2002 Seattle

Yards: 43 2002 Seattle

Kickoff Returns

Returns: 7 1979 Tangerine

Yards: 151 1979 Tangerine

LONGEST PLAYS

Pass

63 yds James MacPherson to Jason Anderson
2002 Seattle

Opponent Pass

58 yds Phillip Walker to Adonis Jennings (Temple)
2016 Military

Scoring Pass

63 yds James MacPherson to Jason Anderson
2002 Seattle

Opponent Scoring Pass

58 yds Phillip Walker to Adonis Jennings (Temple)
2016 Military

Run

48 yds John Leach
1992 Independence

Opponent Run

72 yds Vick Ballard (Miss. State)
2011 Music City

Scoring Run

38 yds Josh Adams
2007 Meineke

Punt

57 yds Ryan Plackemeier
2002 Seattle

Opponent Punt

57 yds Jose Arroyo (Oregon)
2002 Seattle

Field Goal

46 yds Jimmy Newman
2011 Music City

^ - NCAA Bowl Record

OPPONENT RECORDS

INDIVIDUAL

Rushing Attempts

41	Tony Benjamin, Duke (h)	11/10/73
39	Mike Grayson, Duke (h)	11/5/83
38	George Rogers, South Carolina (a)	11/15/80
38	Thomas Hammock, N. Illinois (a)	8/29/02

Rushing Yards

275	Bruce Perry, Maryland (h)	9/22/01
244	Ronnie McGill, North Carolina (a)	11/8/03
237	George Rogers, South Carolina (a)	11/18/78
237	Bruce Perry, Maryland (h)	11/29/03

Passing Attempts

68	Kolton Browning, ULM (h)	9/14/13
62	Ben Bennett, Duke (a)	11/8/80
61	Jared Funk, Vanderbilt (a)	11/27/10

Pass Completions

43	Kolton Browning, ULM (h)	9/14/13
40	Matt Ryan, Boston College (h)	11/4/06
38	Ben Bennett, Duke (a)	11/8/80
38	Philip Rivers, NC State (h)	9/6/03

Passing Yards

496	Richard Lagow, Indiana (a)	9/24/16
475	Anthony Dilweg, Duke (a)	11/5/88
469	Ben Bennett, Duke (a)	11/8/80
444	Dave Brown, Duke (h)	11/4/89

Receptions

14	Ron Sellers, Florida State (a)	11/23/68
14	Russ Weaver, Maryland (h)	11/20/93
13	Ron Boone, Duke (a)	11/5/88
13	Terrell Hudgins, Elon (h)	9/19/09
13	Travis Rudolph, Florida State (a)	10/15/16

Receiving Yards

283	Chris Castor, Duke (a)	11/6/82
260	Ron Sellers, Florida State (a)	11/23/68
251	Clarkston Hines, Duke (h)	11/4/89

TEAM

Most Points

82	Clemson (a)	10/31/81
----	-------------	----------

Points In One Half

49	Clemson/1st half (a)	10/31/81
	Virginia Tech/1st half (a)	10/16/10

Points In One Quarter

35	Clemson/2nd quarter (a)	10/31/81
34	Louisville/4th quarter (a)	11/12/16
34	Duke/1st quarter (a)	11/13/99
34	Northwestern/2nd quarter (a)	9/28/91

First Downs

35	Clemson (a)	10/31/81
35	Florida State (a)	10/30/93
35	Virginia Tech (a)	10/16/10

Rushing Yards

536	Clemson (a)	10/31/81
531	Oklahoma (a)	10/5/74
501	Army West Point (a)	10/19/63

Passing Yards

506	Florida State (a)	11/15/97
482	Duke (a)	11/8/80
475	Duke (a)	11/5/88

Total Offense

756	Clemson (a)	10/31/81
749	Florida State (a)	10/14/95
706	Duke (a)	11/6/82

Most Turnovers

10	Boston College (4 int/6 fumbles) (a)	11/8/47
----	--------------------------------------	---------

Most Penalties

18	Florida State (h)	9/17/94
----	-------------------	---------

Most Penalty Yards

163	Virginia Tech (a)	9/10/83
-----	-------------------	---------

LONGEST PLAYS

Longest Rush

98	Josh Adams, Notre Dame (a)	11/14/15
96	Bob Schweickert, Virginia Tech (a)	11/10/62
94	Dalvin Cook, Florida State (h)	10/3/15
90	Dutch Brems, South Carolina (n)	1/1/46
90	Zac Stacey, Vanderbilt (h)	11/24/12
89	Ben Garnto, South Carolina (a)	10/16/65
88	Terrence Flagler, Clemson (h)	11/1/86
88	Sean Jackson, Florida State (a)	9/26/92
86	Devante McFarlane, Syracuse (h)	10/18/14
86	Chris Johnson, East Carolina (a)	9/11/04
85	Matthew Dayes, NC State (h)	10/24/15
80	Bruce Perry, Maryland (h)	11/29/03
80	Bruce Perry, Maryland (h)	9/22/01
80	Tom McWilliams, Army (a)	10/6/45
80	Charley Trippi, Greensboro AAB (a)	11/13/43

Longest Pass

97	Dave Brown to Clarkston Hines, Duke (h)	11/4/89
93	Wayne Schuchts to Nick Merrick, UVA (a)	10/23/82
89	Eric Dungey to Brisly Estime, Syracuse (a)	9/12/15
89	Joe Makar to Dick Tushak, Maryland (a)	10/2/43
86	Gary Pajcic to Ron Sellers, Florida St. (a)	11/19/66
85	Todd Baker to Buster Ray, NCSU (h)	9/30/78
85	Wayne Schuchts to Barry Word, UVA (h)	10/22/83

Longest Kickoff Return

100	Tobias Palmer, NC State (a)	11/10/12
99	Scottie Montgomery, Duke (a)	11/13/99
98	Delbert Powell, North Carolina (h)	10/30/76
97	Don McCauley, North Carolina (a)	10/25/69
97	Cedric Jones, Duke (h)	11/10/79
97	Randy Jones, Duke (a)	11/3/90
97	Kermit Whitfield, Florida State (h)	11/9/13

Longest Punt Return

95	George Clark, Duke (a)	11/11/44
88	Mack Matthews, Clemson (h)	10/6/62
86	Alex Webster, NC State (a)	9/29/51
85	Earl Dunham, South Carolina (n)	11/26/42
83	Tom Brown, Maryland (a)	11/18/61
83	Jonathan Krause, Vanderbilt (h)	11/24/12
82	Charles West, Furman (a)	11/22/53
81	Anthony Smith, Appalachian St. (h)	9/12/92
78	Ken Moore, Clemson (n)	10/30/54
78	Bosley Allen, North Carolina (h)	9/9/00

Longest Interception Return

100	Ed Pasky, South Carolina (a)	11/26/49
97	Bill McFadden, Maryland (h)	10/17/81
90	Randall Jones, Maryland (a)	10/21/00
90	Dutch Brems, South Carolina (n)	1/2/46
86	Irvin Smith, Maryland (a)	10/15/88
83	Jerrelle Williams, Georgia Tech (h)	11/17/90
82	Johnny Watkins, Virginia Tech (a)	10/8/60

Longest Punt

80	Ray McKown, TCU (a)	11/8/52
77	Jared Slovan, Rutgers (a)	11/8/97
76	Rodney Allen, East Carolina (h)	9/22/79
76	Sam Koch, Nebraska (a)	9/10/05
73	Doug Hatcher, South Carolina (a)	11/27/58
73	Ray Farris, North Carolina (a)	10/15/60

Longest Field Goal

57	Obed Ariiri, Clemson (a)	10/29/77
56	Sebastian Janikowski, Florida St. (a)	11/15/97
54	Nate Whitaker, Stanford (h)	9/12/09
54	Billy VanAman, Appalachian St. (h)	9/3/83
53	Connor Hughes, Virginia (a)	9/27/03
52	Donald Igwebuike, Clemson (a)	11/3/84
52	Carlos Reveiz, Tennessee (a)	10/5/85
52	David Richardson, Clemson (h)	11/1/97
52	Sebastian Janikowski, Florida St. (a)	10/16/99
52	Mark Bucholz, Clemson (a)	11/10/07
52	Matt Bosher, Miami (a)	10/25/08
52	Brad Craddock, Maryland (a)	10/6/12
52	Carey Spear, Vanderbilt	11/24/12
52	Roberto Aguayo, Florida State (a)	10/4/2014

OPPONENT SEASON HIGHS/LOWS

MOST

RUSHING YARDS

Year	Avg.
1. 1981	315.7
2. 1963	279.4
3. 1973	277.5
4. 1994	270.7
5. 1978	268.9
6. 1983	267.5
7. 1974	266.4
8. 1969	262.7
9. 1977	261.55
10. 1972	261.46

PASSING YARDS

Year	Avg.
1. 2003	279.8
2. 2012	266.8
3. 1997	264.3
4. 2005	252.7
5. 1988	247.0
6. 2001	244.9
7. 2010	238.2
8. 2004	235.3
9. 1995	233.2
10. 2002	232.0

TOTAL OFFENSE

Year	Avg.
1. 1981	488.7
2. 1996	475.8
3. 2003	454.2
4. 1994	451.0
5. 1982	449.3
6. 1993	448.2
7. 1989	435.0
8. 2000	432.9
9. 2012	432.8
10. 2010	430.7

POINTS/GAME

	Year	Avg.
1.	2010	35.8
2.	1996	34.0
3.	1994	33.9
4.	1981	33.2
5.	2000	32.9
6.	1995	32.7
7.	1990	31.9
8.	2012	31.8
	1963	31.8
10.	1974	31.6

FEWEST

RUSHING YARDS

Year	Avg.
1. 1997	96.1
2. 1952	99.7
3. 2006	105.8
4. 2007	109.4
5. 1999	121.4
6. 2008	124.2
7. 2005	133.5
8. 1966	134.8
9. 2001	140.4
10. 1951	140.8

PASSING YARDS

Year	Avg.
1. 1956	49.7
2. 1959	62.1
3. 1953	78.4
4. 1960	85.1
5. 1957	93.0
6. 1962	95.9
7. 1954	97.1
8. 1961	98.0
9. 1976	104.4
10. 1977	105.4

TOTAL OFFENSE

Year	Avg.
1. 1952	214.2
2. 1951	246.7
3. 1954	260.0
4. 1961	262.9
5. 1959	267.0
6. 1956	268.8
7. 1955	269.2
8. 1953	278.7
9. 1966	279.4
10. 1964	291.6

POINTS/GAME

Year	Avg.
1. 1956	10.2
2. 1952	13.3
3. 1951	14.2
4. 1955	15.3
5. 2006	15.4
6. 1953	15.7
7. 1961	15.9
8. 1971	16.20
9. 1966	16.18
10. 1958	16.3

BB&T FIELD RECORDS

INDIVIDUAL

Rushes

WF: 46 John Leach vs. Maryland (11/20/93)
Opp: 41 Tony Benjamin, Duke (11/10/73)

Rushing Yards

WF: 329 John Leach vs. Maryland (11/20/93)
Opp: 276 Bruce Perry, Maryland (9/22/01)

Rushing Touchdowns

WF: 4 Larry Russell vs. Davidson (9/11/71)
Larry Russell vs. Wm & Mary (11/6/71)
James McDougald vs. Auburn (10/27/79)
Chris Barclay vs. East Carolina (9/17/05)
Opp: 5 Stan Fritts, NC State (10/14/72)

Longest Run

WF: 90 yds Freddie Summers vs. Maryland (11/2/68)
Opp: 94 yds Dalvin Cook, Florida State (10/3/15)

Pass Attempts

WF: 67 Rusty LaRue vs. NC State (11/18/95)
Opp: 68 Kolton Browning, ULM (9/14/14)

Pass Completions

WF: 50 Rusty LaRue vs. NC State (11/18/95)
Opp: 43 Kolton Browning, ULM (9/14/14)

Passing Yards

WF: 545 Rusty LaRue vs. NC State (11/18/95)
Opp: 444 Dave Brown, Duke (11/4/89)

Touchdown Passes

WF: 4 Phil Barnhill vs. Tulsa (11/11/89)
Opp: 5 Scott Milanovich, Maryland (11/20/93)
Terry Harvey, NC State (11/18/95)
Chris Weinke, Florida State (11/11/00)
Kyle Wright, Miami (11/12/05)
Taj Boyd, Clemson (10/25/12)

Longest Non-Scoring Pass

WF: 76 yds Brian Kuklick to Herman Lewis vs. Appalachian State (8/29/96)

Longest Touchdown Pass

WF: 81 yds Marshall Williams to Chris Givens, Duke (9/11/10)
Opp: 97 yds Dave Brown to Clarkston Hines, Duke (11/4/89)

Receptions

WF: 16 Michael Campanaro vs. ULM (9/14/13)
Opp: 14 Russ Weaver, Maryland (11/20/93)

Receiving Yards

WF: 191 Chris Givens vs. Maryland (11/19/11)
Opp: 251 Clarkston Hines, Duke (11/4/89)

Touchdown Receptions

WF: 3 Kenny Duckett vs. Maryland (10/17/81)
Marlon Estes vs. NC State (11/18/95)
Opp: 3 Clarkston Hines, Duke (11/4/89)
Snoop Minnis, FSU (11/11/00)
Darrell Hill, Northern Illinois (11/24/01)

Total Offense

WF: 554 Rusty LaRue (545 pass, 9 rush vs. NC State (11/18/95)
Opp: 455 Taj Boyd, Clemson (10/25/12)

Points

WF: 24 Four times, most recently by Chris Barclay vs. ECU (9/17/05)
Opp: 30 Stan Fritts, NC State (10/14/72)

Field Goals

WF: 5 Mike Green vs. Maryland (10/19/91)
Opp: 4 six times, most recently by Sims Lenhardt, Duke (10/10/98)

PATs

WF: 7 Jimmy Newman vs. Army (9/22/12)
Dave Behrmann vs. Army (9/29/90)
Opp: 8 Scott Bentley, Florida State (9/17/94)

Longest Field Goal

WF: 53 yds Wade Tollison vs. Appalachian State (9/8/90)
53 yds Matthew Burdick vs. Appalachian State (10/3/98)
Opp: 54 yds Billy VanAman Appalachian State (9/3/83)
54 yds Nate Whitaker Stanford (9/12/09)

Longest Punt

WF: 86 yds Sam Swank vs. Duke (9/9/06)
Opp: 76 yds Rodney Allen, ECU (9/22/79)

Longest Punt Return

WF: 74 yds Todd Dixon vs. Duke (10/23/93)
Opp: 83 yds Jonathan Krause, Vanderbilt (11/24/12)

Longest Kickoff Return

WF: 98 yds Kevin Marion vs. North Carolina (10/27/07)
98 yds Myles Savage vs. Maryland (10/18/97)
Opp: 98 yds Delbert Powell, UNC (10/30/76)

Interceptions by Wake Forest

WF: 2 12 times, most recently by Josh Bush vs. Notre Dame (11/5/11)
Opp: 4 Pat Watson South Carolina (11/9/68)

Longest Interception Return

WF: 100 yds Alphonso Smith vs. Marland (9/22/07)
Opp: 97 yds Bill McFadden, Maryland (10/17/81)

WAKE FOREST AT BB&T FIELD

Opponent	W	L	T	Pct
UAB	1	0	0	1.000
Appalachian State	14	7	1	.659
Army	6	1	0	.857
Auburn	1	0	0	1.000
Baylor	0	1	0	.000
Boston College	3	4	0	.429
Boston University	1	0	0	1.000
The Citadel	1	0	0	1.000
Clemson	6	16	1	.283
Connecticut	0	1	0	.000
Davidson	2	0	0	1.000
Delaware	1	0	0	1.000
Duke	12	12	1	.500
East Carolina	4	0	0	1.000
Elon	2	0	0	1.000
Florida State	3	8	0	.273
Furman	2	0	0	1.000
Gardner-Webb	2	0	0	1.000
Georgia Tech	3	9	0	.250
Illinois State	1	0	0	1.000
Indiana	0	1	0	.000
Kansas State	0	1	0	.000
Liberty	2	0	0	1.000
Louisville	0	1	0	.000
Maryland	7	16	0	.304
Miami (Fla.)	0	3	0	.000
Mississippi	1	0	0	1.000
Navy	2	3	0	.400
Nebraska	0	1	0	.000
North Carolina	7	14	0	.333
North Carolina A&T	1	0	0	1.000
NC State	11	13	0	.458
Northern Illinois	1	0	0	1.000
Northwestern	2	0	0	1.000
Notre Dame	0	1	0	.000
Presbyterian	2	0	0	1.000
Purdue	0	1	0	.000
Rice	0	0	1	.500
Richmond	1	0	0	1.000
Rutgers	1	0	0	1.000
South Carolina	0	6	0	.000
Southern Methodist	0	1	0	.000
Stanford	1	0	0	1.000
Syracuse	2	1	0	.667
Tulane	1	0	0	1.000
Tulsa	2	0	0	1.000
ULM	1	0	1	.000
Vanderbilt	1	6	0	.143
Virginia	4	14	0	.222
Virginia Tech	3	8	0	.273
Western Carolina	3	0	0	1.000
William & Mary	3	2	0	.600
TOTAL	123	153	4	.446

TOP BB&T FIELD CROWDS

Att	Opponent	Date	Result
37,623	North Carolina	11/13/04	L, 31-24
37,411	(8) North Carolina	10/11/80	L, 27-9
36,723	(19) Virginia Tech	11/18/06	L, 27-6
36,307	Notre Dame	11/5/11	L, 24-17
36,200	(12) North Carolina	10/9/82	L, 24-7
35,920	(15) Clemson	10/7/06	L, 27-17
35,741	(14) NC State	9/6/03	W, 38-24
35,643	Clemson	11/1/03	W, 45-17
35,026	(17) Virginia Tech	10/15/11	L, 38-17
34,720	(14) South Carolina	11/14/87	L, 30-0
34,141	Syracuse	9/2/06	W, 20-10
34,060	(13) Auburn	10/27/79	W, 42-38
34,014	Virginia	11/8/08	W 28-17
33,988	Clemson	10/9/08	W 12-7
33,921	NC State	10/3/09	W 30-24
33,778	North Carolina	10/13/84	W, 14-3
33,500	North Carolina	10/8/88	W, 42-24
33,411	Florida State	11/14/09	L, 41-28

BB&T FIELD RECORDS

TEAM

Rushing Yards

WF: 528 vs. Tulsa (10/16/71)
Opp: 463 by Navy (10/26/96)

Rushing Touchdowns

WF: 7 vs. Tulsa (10/16/71)
Opp: 6 by Navy (10/26/96)

Pass Attempts

WF: 68 vs. NC State (11/18/95)
Opp: 69 by ULM (9/14/13)

Pass Completions

WF: 50 vs. NC State (11/18/95)
Opp: 43 by ULM (9/14/13)

Passing Yards

WF: 556 vs. Maryland (10/17/81)
Opp: 444 by Duke (11/4/89)

Touchdown Passes

WF: 4 vs. Tulsa (11/11/89); Duke (9/11/11)
Florida State (10/8/11)
Opp: 5 5 times, most recent by Clemson (2012)

Total Yards

WF: 632 vs. North Carolina (10/26/68)
(421 rush, 211 pass)
Opp: 609 by Duke (11/4/89)
(165 rush, 444 pass)

Touchdowns

WF: 8 vs. Duke (9/11/11)
Opp: 8 by Florida State (9/17/94)
by Florida State (11/9/13)

Points

WF: 54 vs. Duke (9/11/10)
Opp: 59 by Florida State (11/9/13)

Combined Points

102 WF 54, Duke 48 (9/11/11)

Victory Margin

WF: 44 vs. UAB (10/23/99)
(WF 47, UAB 3)
Opp: 56 by Florida State (11/9/68)
(FSU 59, WF 3)

Interceptions

WF: 5 vs. Virginia Tech (11/25/72)
vs. Duke (11/10/79)
Opp: 6 by South Carolina (11/9/68)
by Florida State (11/9/13)

Fewest Rushing Yards

WF: - 47 vs. Maryland (10/17/81)
(16 gained, 63 lost)
Opp: - 1 by Virginia (10/23/76)
(55 gained, 56 lost)

Fewest Passing Yards

WF: - 1 vs. Duke (11/10/73)
(8 gained, 9 lost)
Opp: 0 by Army (9/29/90)
(no completions in three attempts)

Fewest Total Yards

WF: 66 vs. South Carolina (11/14/87)
(3 rush, 63 pass)
Opp: 131 by Gardner-Webb (9/16/14)
(77 rush, 54 pass)

MISCELLANEOUS

First Game

9/14/68 NC State 10, Wake Forest 6
(Attendance: 30,000)

First Wake Forest Win

10/26/68 Wake Forest 48, North Carolina 31

Overall Record

123-153-4

Longest Home Winning Streak

6 (final five games in 2007 plus one game in 2008)

Most Home Wins In A Season

5 (2008, 2007, 1979)

Undefeated Home Seasons

1970 4-0
1979 5-0

Longest Losing Streak at Home

8 (three games in 1994 and all five games in 1995 season)

Winless Seasons at Home


1975 0-5
1995 0-5

Season Home Attendance (Total)

2011 223,769
(7 dates/31,967 per game)

Season Home Attendance (Average)

2007 32,595
(6 dates/195,570 total)



ORIGINAL GROVES STADIUM

After playing football in Groves Stadium since 1940, Wake Forest renamed its facility BB&T Field just prior to the start of the 2007 season. The field is named after one of the largest banks in the Southeast.

Wake Forest began playing intercollegiate football in Groves Stadium in 1940 when the school, then located in Wake Forest, N.C., first dedicated a 20,000-seat facility by that same name on its original campus. When Wake opened its current facility in 1968, the school kept the Groves name.

The stadium was named in honor of Henry H. Groves, Sr., who passed away in 1985. It was his generous gift that made possible the construction of the original stadium, which would be the site of some of the finest moments in Wake Forest athletic history.

The Deacs played their final game in old Wake Forest in 1955 before the school moved to Winston-Salem. After several years of playing at Bowman Gray Stadium, the Deacs moved to BB&T Field in 1968.

In 1957, the original Groves Stadium was sold to Wake Forest High School for the sum of \$10 and became the home of high school football and other community events. It was later renamed Trentini Stadium, in memory of the late Tony Trentini, a Wake Forest football player and 1956 graduate, who later returned to serve as the high school team's coach.

WAKE FOREST YEAR-BY-YEAR STATS

		Total	Total	Offense	1st	-----Rushing-----				-----Passing-----					Penalties			Turnovers	Scoring	
Year	W-L	Plays	Yds	Avg	Downs	Att	Yds	Avg	TD	A-C-I	Pct	Yds	Avg	TD	No	Yds	Avg	Fum-Int	Pts	Avg
2016	7-6	886	4,049	311.5	225	533	1,895	145.8	17	353-190-13	53.8	2,154	165.7	9	61	501	38.5	6-13	265	20.4
2015	3-9	834	4,001	333.4	227	417	1,262	105.2	12	417-236-18	56.6	2,739	228.2	13	61	557	46.4	6-18	209	17.4
2014	3-9	768	2,595	216.2	172	383	479	39.9	4	385-225-14	58.4	2,116	176.3	12	60	574	47.8	7-14	178	14.8
2013	4-8	802	3,489	290.8	200	388	1,130	94.2	11	414-219-14	52.9	2,359	196.6	14	74	596	49.7	9-12	220	18.3
2012	5-7	829	3,616	301.3	188	402	1,206	100.5	15	427-239-7	56.0	2,410	200.8	13	53	461	38.4	8-7	222	18.5
2011	6-7	921	4,781	367.8	263	464	1,490	114.6	18	457-278-8	60.8	3,291	253.2	22	63	566	43.5	4-8	338	26.0
2010	3-9	762	3,628	302.3	190	460	1,902	158.5	23	302-166-10	55.0	1,726	143.8	9	59	544	45.3	7-10	273	22.8
2009	5-7	846	4,841	403.4	267	429	1,582	131.8	13	417-273-12	65.5	3,259	271.6	26	70	618	51.5	7-12	316	26.3
2008	8-5	885	4,008	308.3	218	515	1,578	121.4	14	370-234-7	63.2	2,430	186.9	14	61	626	48.2	13-7	273	21.0
2007	9-4	942	4,425	340.4	245	550	1,862	143.2	21	392-279-16	71.2	2,563	197.2	13	68	621	47.8	10-16	362	27.8
2006	11-3	829	4,298	307.0	231	542	2,099	149.9	19	287-188-6	65.5	2,199	157.1	11	67	619	44.2	12-6	302	21.6
2005	4-7	817	3,947	358.8	201	525	2,173	197.5	20	292-172-10	58.9	1,774	161.3	7	70	683	62.1	10-10	269	24.5
2004	4-7	770	3,864	351.3	230	527	2,267	206.1	18	243-128-7	52.7	1,597	145.2	6	67	646	58.7	6-7	230	20.9
2003	5-7	818	4,257	354.8	224	569	2,439	203.2	31	249-146-10	58.6	1,818	151.5	8	61	524	43.7	9-10	335	27.9
2002	7-6	990	5,305	408.1	274	718	3,135	241.2	33	272-147-6	54.0	2,170	166.9	8	83	684	52.6	10-6	356	27.4
2001	6-5	861	4,292	390.2	247	609	2,438	221.6	27	252-131-14	52.0	1,854	168.5	7	74	645	58.6	11-14	292	26.5
2000	2-9	771	3,586	326.0	196	453	1,652	150.2	16	318-167-10	52.5	1,934	175.8	6	65	538	48.9	16-10	181	16.5
1999	7-5	775	3,488	317.1	192	533	1,933	175.7	16	242-139-10	57.4	1,555	141.4	10	80	614	55.8	6-10	243	22.1
1998	3-8	786	3,870	351.8	210	331	719	65.4	9	455-255-19	56.0	3,151	286.5	18	64	534	48.5	13-19	235	21.4
1997	5-6	804	3,949	359.0	217	399	1,163	105.7	11	405-244-16	60.2	2,786	253.3	16	74	567	51.5	15-16	245	22.3
1996	3-8	785	3,511	319.2	183	344	716	65.1	4	441-223-14	50.6	2,795	254.1	12	62	516	46.9	13-14	144	13.1
1995	1-10	789	3,634	330.4	201	306	561	51.0	6	483-289-18	59.8	3,073	279.4	19	58	489	44.5	14-18	190	17.3
1994	3-8	727	2,783	253.0	162	369	1,024	93.1	7	358-182-17	50.8	1,759	159.9	8	51	379	34.4	12-17	143	13.0
1993	2-9	744	3,874	352.2	204	404	1,530	139.1	16	340-194-18	57.1	2,344	213.1	7	75	592	53.8	8-18	199	18.1
1992	8-4	759	3,785	344.1	196	445	1,566	142.4	12	314-173-9	55.1	2,219	201.7	13	76	595	54.1	7-9	227	20.6
1991	3-8	719	3,639	330.8	176	389	1,389	126.3	8	330-170-21	51.5	2,250	204.5	12	52	414	37.6	7-21	195	17.7
1990	3-8	807	3,830	348.2	209	438	1,708	155.3	17	369-170-17	46.1	2,122	192.9	12	63	519	47.2	12-17	247	22.5
1989	2-8-1	821	4,217	383.4	218	426	1,699	154.5	6	395-191-11	48.4	2,518	228.9	18	52	448	40.7	15-11	194	17.6
1988	6-4-1	756	4,243	385.7	220	459	1,931	175.5	23	297-175-11	58.9	2,312	210.2	14	73	566	51.5	17-11	282	25.6
1987	7-4	775	3,445	313.2	193	456	1,530	139.1	10	319-169-20	53.0	1,915	174.1	7	94	787	71.5	10-20	201	18.3
1986	5-6	825	4,418	401.6	241	424	1,763	160.3	25	401-216-15	53.9	2,655	241.4	18	53	483	43.9	9-15	325	29.5
1985	4-7	831	4,044	367.6	221	444	1,819	165.4	8	387-229-13	59.2	2,225	202.3	19	50	339	30.8	13-13	212	19.3
1984	6-5	771	3,784	344.0	214	478	1,993	181.2	12	293-161-10	54.9	1,791	162.8	14	66	529	48.1	17-10	205	18.6
1983	4-7	771	3,899	354.5	199	425	1,611	146.5	17	346-193-17	55.8	2,288	208.0	16	49	367	33.4	8-17	257	23.4
1982	3-8	839	3,722	338.4	224	435	1,231	111.9	14	404-224-16	55.4	2,491	226.5	11	60	547	49.7	21-16	200	18.2
1981	4-7	816	3,882	352.9	222	344	896	81.5	8	472-286-24	60.6	2,986	271.5	20	59	566	51.5	7-24	217	19.7
1980	5-6	835	3,759	341.7	221	415	1,125	102.3	12	420-216-16	51.4	2,634	239.5	21	81	789	71.7	9-16	251	22.8
1979	8-4	831	4,219	383.5	226	456	1,770	160.9	13	375-200-17	53.3	2,449	222.6	15	50	475	43.2	17-17	230	20.9
1978	1-10	765	2,843	258.5	162	433	1,027	93.4	9	332-161-23	48.5	1,816	165.1	3	61	506	46.0	21-23	104	9.5
1977	1-10	775	3,243	294.8	182	462	1,480	134.5	7	313-152-22	48.6	1,763	160.3	6	57	604	54.9	17-22	113	10.3
1976	5-6	740	2,917	265.2	178	531	1,714	155.8	15	209-102-9	48.8	1,203	109.4	6	45	412	37.5	10-9	177	16.1
1975	3-8	736	3,506	318.7	199	520	2,024	184.0	10	216-113-20	52.3	1,482	134.7	17	42	392	35.6	15-20	221	20.1
1974	1-10	753	2,399	218.1	167	559	1,275	115.9	6	194-78-17	40.2	1,124	102.2	2	54	392	35.6	19-17	74	6.7
1973	1-9-1	710	2,224	202.2	131	513	1,467	133.4	3	197-63-16	32.0	757	68.8	2	54	610	55.5	15-16	73	6.6
1972	2-9	683	2,262	205.6	126	518	1,657	150.6	9	165-54-19	32.7	605	55.0	2	57	574	52.2	19-19	88	8.0
1971	6-5	824	3,684	334.9	226	744	3,344	304.0	26	80-32-4	40.0	340	30.9	2	51	465	42.3	15-4	218	19.8
1970	6-5	749	3,352	304.7	172	610	2,496	226.9	19	139-68-10	48.9	856	77.8	5	75	748	68.0	20-10	191	17.4
1969	3-7	718	2,697	269.7	170	529	1,636	163.6	12	189-94-15	49.7	1,061	106.1	2	59	654	65.4	14-15	125	12.5
1968	2-7-1	754	3,511	351.1	183	493	1,790	179.0	18	261-131- 25	50.2	1,721	172.1	10	52	552	55.2	16-25	212	21.2
1967	4-6	686	3,042	304.2	171	503	2,03,													

OPPONENT YEAR-BY-YEAR STATS

Year	Total Plays	Total Yds	Offense Avg	1st Downs	Rushing				Passing					Penalties			Turnovers Fum-Int	Scoring	
					Att	Yds	Avg	TD	A-C-I	Pct	Yds	Avg	TD	No	Yds	Avg		Pts	Avg
2016	903	4,817	370.5	251	485	1,851	142.4	20	418-241-12	57.7	2,966	228.2	16	70	618	47.5	15-12	288	22.2
2015	784	4,365	363.8	217	462	1,935	161.2	17	322-199-6	61.8	2,430	202.5	17	84	748	62.3	5-6	295	24.6
2014	849	4,431	369.2	231	501	2,192	182.7	20	348-211-6	60.6	2,239	186.6	12	68	542	45.2	13-12	317	26.4
2013	878	4,394	366.0	231	461	1,718	143.2	13	417-262-12	62.8	2,676	223.0	20	57	453	37.8	9-12	289	24.1
2012	900	5,194	432.8	382	489	1,993	166.1	22	411-255-11	62.0	3,201	266.8	22	68	549	45.8	12-11	382	31.8
2011	925	5,171	397.8	257	481	2,208	169.8	21	444-254-13	57.2	2,963	227.9	22	70	601	46.2	8-13	356	27.4
2010	884	5,168	430.7	278	491	2,310	192.5	24	393-241-11	61.3	2,858	238.2	29	66	601	50.1	6-11	430	35.8
2009	800	4,597	383.1	230	433	1,972	164.3	17	367-209-9	56.9	2,625	218.8	21	70	706	58.8	6-9	315	26.2
2008	840	3,857	296.7	207	458	1,614	124.2	10	382-199-18	52.1	2,243	172.5	15	75	668	51.4	19-18	238	18.3
2007	955	4,425	340.4	238	446	1,422	107.4	13	509-272-19	53.4	3,003	231.0	20	69	560	43.1	16-19	289	22.2
2006	921	4,515	322.5	259	475	1,481	105.8	11	446-255-22	57.1	3,034	216.7	12	80	582	41.6	9-22	215	15.4
2005	766	4,248	386.2	221	369	1,468	133.5	13	397-218-14	54.9	2,780	252.7	22	64	573	52.1	4-14	316	28.7
2004	795	4,325	393.2	220	425	2,085	157.9	12	370-205-11	55.4	2,588	235.3	16	64	499	45.4	9-11	253	23.0
2003	931	5,450	454.2	303	466	2,092	174.3	19	465-288-13	61.9	3,358	279.8	22	84	709	59.1	13-13	347	28.9
2002	911	5,073	390.2	268	498	2,057	158.2	17	413-242-13	58.6	3,016	232.0	22	68	579	44.5	21-13	327	25.2
2001	761	4,238	385.3	224	423	1,544	140.4	19	338-209-13	61.8	2,694	244.9	21	82	693	63.0	9-13	311	28.3
2000	785	4,762	432.9	233	480	2,270	206.4	22	305-177-9	58.0	2,492	226.5	20	75	651	59.2	8-9	362	32.9
1999	742	3,524	320.4	190	403	1,335	121.4	12	339-181-13	53.4	2,189	199.0	10	68	652	59.3	9-13	206	18.7
1998	776	4,409	400.8	211	485	2,059	187.2	24	291-173-16	59.5	2,350	213.6	11	76	788	71.6	12-16	335	30.5
1997	767	3,964	360.4	200	364	1,057	96.1	11	403-243-9	60.3	2,907	264.3	22	86	712	64.7	7-9	288	26.2
1996	867	5,234	475.8	252	537	2,799	254.5	27	330-190-7	57.6	2,435	221.4	16	67	586	53.3	13-7	374	34.0
1995	824	4,687	426.1	235	509	2,122	192.9	27	315-196-11	62.2	2,565	233.2	20	75	635	57.7	15-11	360	32.7
1994	828	4,961	451.0	247	558	2,978	270.7	23	270-155-10	27.4	1,983	180.3	21	98	815	74.1	14-10	373	33.9
1993	799	4,930	448.2	259	495	2,462	223.8	22	304-188-14	61.8	2,468	224.4	17	92	679	61.7	10-14	318	28.9
1992	831	4,059	369.0	218	520	2,103	191.2	21	311-169-13	54.3	1,956	177.8	7	57	487	44.3	15-13	225	20.5
1991	834	4,501	409.2	241	534	2,135	194.1	22	300-185-9	61.7	2,366	215.1	15	50	452	41.1	12-9	300	27.3
1990	820	4,519	410.8	242	577	2,590	235.5	33	243-142-14	58.4	1,929	175.4	7	46	397	36.1	21-14	351	31.9
1989	848	4,785	435.0	253	531	2,313	210.3	20	317-173-7	54.6	2,472	224.7	18	57	456	41.4	9-7	319	29.0
1988	827	4,526	411.5	240	485	1,809	164.5	13	342-188-15	55.0	2,717	247.0	15	71	630	57.3	12-15	238	21.5
1987	783	3,538	321.6	212	487	1,800	163.6	13	296-150-17	50.8	1,738	158.0	7	70	531	48.3	13-17	185	16.8
1986	839	4,459	405.4	234	538	2,257	205.2	20	301-170-11	56.5	2,202	200.2	16	69	697	63.4	16-11	295	26.8
1985	758	3,844	349.5	209	483	1,761	160.1	12	275-159-7	57.8	2,083	189.4	16	65	566	51.4	13-7	249	22.6
1984	812	4,031	366.5	221	524	2,209	200.8	17	288-156-18	54.2	1,822	165.6	11	77	650	59.1	12-18	232	21.1
1983	836	4,522	411.1	247	569	2,942	267.5	25	267-142-11	53.2	1,580	143.6	7	87	728	66.2	19-11	281	25.5
1982	874	4,942	449.3	264	583	2,751	250.1	25	291-151-14	51.9	2,191	199.2	14	92	791	71.9	10-14	322	29.3
1981	878	5,376	488.7	261	615	3,473	315.7	27	263-129-9	49.0	1,903	173.0	18	85	771	70.1	13-9	365	33.2
1980	833	3,746	340.5	202	508	1,734	157.6	13	325-162-18	49.8	2,012	182.9	13	79	808	73.5	11-18	213	19.4
1979	858	4,323	393.0	213	606	2,444	22.2	18	252-131-16	52.0	1,876	170.5	13	79	828	75.3	19-16	283	25.7
1978	859	4,549	413.4	229	669	2,958	268.9	28	190-106-13	55.8	1,590	144.5	8	72	692	62.9	20-13	274	24.9
1977	840	4,036	366.9	219	660	2,877	261.5	22	180-92-14	51.1	1,159	105.4	7	81	742	67.5	12-14	270	24.5
1976	767	3,329	302.6	182	597	2,181	198.3	15	170-76-14	44.7	1,148	104.4	7	55	606	55.1	18-14	206	18.7
1975	848	4,229	384.5	231	648	2,812	255.6	27	200-99-8	49.5	1,417	128.8	7	54	542	49.3	18-8	264	24.0
1974	708	4,449	444.9	260	620	2,930	293.0	30	190-110-8	57.9	1,519	151.9	13	65	637	63.7	21-8	348	34.8
1973	867	4,625	420.5	240	672	3,053	277.5	32	195-88-15	45.1	1,572	142.9	12	54	560	50.9	16-15	326	29.6
1972	837	4,689	426.3	227	594	2,876	261.5	29	243-114-20	46.9	1,813	164.8	16	62	662	60.2	20-20	339	30.8
1971	713	3,342	303.8	184	498	1,837	167.0	14	215-101-21	47.0	1,505	136.8	9	53	496	45.1	6-21	178	16.2
1970	832	4,091	371.9	219	549	2,162	196.5	20	283-145-15	51.2	1,929	175.4	9	60	659	59.9	16-15	241	21.9
1969	723	3,788	378.8	205	551	2,627	262.7	25	172-93-13	54.1	1,161	116.1	11	43	422	42.2	18-13	279	27.9
1968	758	3,734	373.4	188	519	2,018	201.8	16	239-124-10	50.2	1,653	165.3	15	44	447	44.7	17-10	228	22.8
1967	741	3,794	379.4	209	537	2,236	223.6	21	204-105-10	51.5	1,558	155.8	11	41	387	38.7	9-10	256	25.6
1966	595	2,794	279.4	128	420	1,348	134.8	12	175-87-17	49.7	1,446	144.6	10	47	425	42.5	14-17	162	16.2
1965	670	3,071	307.1	159	480	1,841	184.1	19	190-93-13	48.9	1,230	123.0	6	38	428	42.8	13		

ACC/NCAA STATISTICAL LEADERS

ACC INDIVIDUAL STAT LEADERS

Rushing Year	Player	Plays	Yds	Avg
1956	Bill Barnes	168	1,010	101
1961	Alan White	93	586	58.6
1964	Brian Piccolo	252	1,044	104.4
1971	Larry Hopkins	249	1,228	111.6
1993	John Leach	215	1,089	99.0
2005	Chris Barclay	218	1,127	112.7

Passing Year	Player	Com	Yards	TD
1955	Nick Consoles	66	767	6
1959	Norm Snead	85	1,361	12
1960	Norm Snead	123	1,676	10
1977	Mike McGlamry	133	1,532	5
1980	Jay Venuto*	214	2,624	21

Passing Efficiency Year	Player	Pct	TD	Eff
2006	Riley Skinner	65.8	9	139.6

Receptions Year	Player	Rec	Yds	TD
1955	Bill Barnes	31	349	0
1959	Bobby Allen	25	462	4
1977	Steve Young	51	483	3
1979	Wayne Baumgardner	55	1,000	8
1981	Phil Denfeld	51	461	1
1985	Michael Ramseur	54	450	1
1986	James Brim	66	930	5
1989	Ricky Proehl	65	1,053	11
1991	John Henry Mills	51	559	1
1997	Desmond Clark	72	950	5
2007	Kenneth Moore	98	1,011	5
2008	D.J. Boldin	81	848	3
2012	Michael Campanaro	79	763	6

Receiving Yardage Year	Player	Yds	Rec	TD
1954	Ed Stowers	277	22	3
1955	John Parham	376	18	5
1959	Bobby Allen	462	25	4
1979	Wayne Baumgardner	1,000	55	8
1986	James Brim	930	66	5

Scoring Year	Player	TD	PAT	Pts
1956	Bill Barnes	7	2	44
1964	Brian Piccolo	17	9	111
1971	Larry Russell	15	4	94
1979	James McDougald*	13	-	78

All-Purpose Yardage Year	Player	Tot
1955	Bill Barnes	1,156
1956	Bill Barnes	1,491
1975	John Zeglinski	1,730
1990	Anthony Williams	1,606
1993	John Leach	1,691
2005	Chris Barclay	1,508

Total Offense Year	Player	Plays	Yds	Avg
1956	Bill Barnes	168	1,010	101.0
1959	Norm Snead	218	1,365	136.5
1960	Norm Snead	312	1,630	163.0
1964	John Mackovic	267	1,514	151.4
1967	Freddie Summers	338	1,419	141.9
1979	Jay Venuto	443	2,463	223.9
1980	Jay Venuto	480	2,430	220.9
1981	Gary Schofield	461	2,428	220.7
1986	Mike Elkins	400	2,443	244.3
1989	Phil Barnhill	469	2,820	256.4
1996	Brian Kuklick	476	2,454	223.1

Field Goals Year	Player	Fg	Fga	Pct
2006	Sam Swank	23	31	74.2

Kickoff Returns Year	Player	No	Yds	Avg
1956	Bill Barnes	11	315	28.6
1962	Donnie Frederick	29	660	22.8
1973	Tom Lockridge	21	522	24.9
1999	John Stone	13	389	29.9
2007	Kevin Marion	13	876	31.3

Punting Year	Player	Punts	Avg
1959	Wayne Wolff	24	41.1
1960	Wayne Wolff	58	40.5
1961	Bill Ruby*	55	40.2
1963	Karl Sweetan*	66	37.3
1971	Chuck Ramsey	46	43.5
1972	Chuck Ramsey	72	43.2
1973	Chuck Ramsey	87	44.8
1982	Harry Newsome*	60	42.6
1983	Harry Newsome	42	45.5
1984	Harry Newsome	57	44.1
1988	Martin Bailey	46	43.7
2003	Ryan Plackemeier	57	45.6
2004	Ryan Plackemeier	64	43.9
2005	Ryan Plackemeier	67	47.2

Punt Returns Year	Player	No	Yds	Avg
1956	Bill Barnes	6	114	19.0
1990	George Coghill	19	275	14.5
1993	Todd Dixon	13	167	12.8

Interceptions Year	Player	No	Yds	TD
1959	Chuck Reiley	4	14	0
1960	Chuck Reiley	4	64	0
1966	Andy Harper	6	34	0
1977	James Royster*	5	74	0
2007	Alphonso Smith	8	166	3
2008	Alphonso Smith	7	33	0

Tackles For Loss Year	Player	No	Avg.
1992	Michael McCrary	23	
1995	Tucker Grace	19	
2002	Calvin Pace	19.5	1.62

Passes Defended Year	Player	No	Avg.
1987	A.J. Greene	18	
1989	George Coghill	17	
2003	Eric King	18	1.5
2007	Alphonso Smith	18	1.4
2008	Alphonso Smith	20	1.5
2011	Merrill Noel	21	1.6
2015	Brad Watson	18	1.3

Fumbles Recovered Year	Player	No
2003	Quintin Williams*	3
2004	Josh Gattis	3
2006	Stanley Arnoux*	3
2014	Taylor Harris	4

Fumbles Caused Year	Player	No
2007	Alphonso Smith	4

ACC TEAM STAT LEADERS

Total Offense Year	Games	Yds	Avg
1959	10	3,139	313.9
1964	10	3,166	316.6
1979	11	4,236	385.1
2002	13	5,305	408.1

Scoring Offense Year	Games	Pts	Avg
1986	11	325	29.5

Scoring Defense Year	Games	Pts	Avg
1966	10	162	16.2

Rushing Defense Year	Games	Yds	Avg
1966	10	1,348	134.8

Rushing Offense Year	Games	Yds	Avg
1971	11	3,344	304.0
2001	11	2,438	221.6
2002	13	3,135	241.2
2003	12	2,439	203.2
2005	11	2,173	197.5

Passing Offense Year	Games	Comp/Att	Yds	Avg
1955	10	92/180	1,291	129.1
1959	10	90/218	1,498	149.8
1960	10	125/262	1,692	169.2
1978	11	162/332	1,814	164.9
1979	11	200/375	2,449	222.6
1980	11	216/420	2,634	239.5
1981	11	286/472	2,986	271.5
1996	11	223/441	2,795	254.1

Passing Efficiency Year	Games	Pct	TD	Eff
2006	14	65.5	10	138.3

Time of Possession Year	Games	TOP	Avg
2007	13	420:42	32:21

Passing Defense Year	Games	Com/Att	Yds	Avg
1959	10	57/128	621	62.1
1962	10	78/172	959	95.9
1983	11	142/267	1,580	143.6
1984	11	156/288	1,822	165.6
1987	11	150/296	1,738	158

4th Down Conversions Year	Games	Conv/Att	Pct.
2006	14	4/6	66.7

Red Zone Defense Year	Games	Scores/Att.	Pct.
2004	11	29/42	69.0
2016	13	35/45	77.8

Fewest Penalties Year	Penalties	Yards	Yards/Gm
2016	61	501	38.5

Fewest Sacks Allowed Year	Games	Sacks	Yds	Avg
2001	11	13	108	1.18

NCAA INDIVIDUAL STAT LEADERS

Kick Returns Year	Player	No	Yds	Avg
1948	Bill Gregus	19	503	26.5
1962	Donnie Frederick	29	660	22.8

Receptions Year	Player	Rec	Yds	TD
1948	Red O'Quinn	39	605	7

Rushing Year	Player	Plays	Yds	Avg
1939	John Polanski	137	882	6.4
1964	Brian Piccolo	252	1,044	4.14

Scoring Year	Player	TD	PAT	Pts
1964	Brian Piccolo	17	9	111

Punting Year	Player	No	Yds	Avg
1973	Chuck Ramsey	87	3,896	44.8
2005	Ryan Plackemeier	67	3,165	47.2

Passes Defended Year	Player	PBU	Int	Avg
2011	Merrill Noel*	19	2	1.62

NCAA TEAM STAT LEADERS

Year	Category	#	Yds	Avg
1939	Rush Offense	10	2,903	290.3
1939	Kickoff Returns			32.9
1950	Total Defense	9	1,469	163.2
1952	Kickoff Returns	27	677	25.1
1973	Net Punting	89	3,923	44.1
2005	Net Punting	68	3,195	41.4
2008	Punt Return Defense	12	9	0.75
1979	Most improved (1-10 to 8-4) & 2006 (4-7 to 11-3)			

BEST PERFORMANCES VS. ACC OPPONENTS

OPPONENT		INDIVIDUAL HIGHS	TEAM HIGHS
BOSTON COLLEGE		Yards Rushing 91 (23 att) by Chris Barclay 10/15/05 (a) Yards Passing 354 (25 of 35) by Riley Skinner 9/26/09 (a) Receptions 16* (123 yds) by Michael Campanaro 11/3/12 (h)	Yards Rushing 229 9/22/50 (a) Yards Passing 366 9/1/07 (a) Total Offense 496 (142 rush, 354 pass) 9/26/09 (a)
CLEMSON		Yards Rushing 249 (45 att) by James McDougald . . 10/9/76 (h) Yards Passing 299 (17 of 32) by Gary Schofield . . . 11/27/82 (n) Receptions 12 (115 yds) by Phil Denfeld 10/31/81 (a)	Yards Rushing 444 10/17/70 (h) Yards Passing 299 11/27/82 (n) Total Offense 523 (365 rush, 158 pass) 10/19/02 (a)
DUKE		Yards Rushing 213 (32 att) by James McDougald . . 11/10/79 (h) Yards Passing 478 (55 of 78) by Rusty LaRue 10/28/95 (a) Receptions 14 (230 yds) by John Henry Mills 11/3/90 (a)	Yards Rushing 419 10/29/05 (a) Yards Passing 478 10/28/95 (a) Total Offense 557 (419 rush, 138 pass) 10/29/05 (a)
FLORIDA STATE		Yards Rushing 149 (19 att) by Tarence Williams . . . 11/2/02 (h) Yards Passing 251 (21 of 41) by Ben Sankey 11/15/97 (a) Receptions 10 (110 yds) by Roger Pettus 9/17/94 (h) 10 (83 yds) by Cam Serigne 10/3/15 (h)	Yards Rushing 265 9/29/01 (a) Yards Passing 263 10/8/111 (h) Total Offense 454 (227 rush, 227 pass) 11/14/09 (h)
GEORGIA TECH		Yards Rushing 224 (39 att) by Morgan Kane 11/20/99 (h) Yards Passing 501 (41 of 65) by Rusty LaRue 11/4/95 (h) Receptions 11 (167 yds) by Jammie Deese 11/21/98 (a)	Yards Rushing 322 11/20/99 (h) Yards Passing 501 11/4/95 (h) Total Offense 555 (61 rush, 494 pass) 11/21/98 (a)
LOUISVILLE		Yards Rushing 73 (12 att) by Kenny Moore 1/2/07 (n) Yards Passing 271 (21 of 33) by Riley Skinner 1/2/07 (n) Receptions 6 (91 yds) by Willie Idlette 1/2/07 (n)	Yards Rushing 111 1/2/07 (n) Yards Passing 271 1/2/07 (n) Total Offense 382 (111 rush, 271 pass) 1/2/07 (n)
MIAMI		Yards Rushing 111 (21 att) by Josh Adams 10/25/08 (a) Yards Passing 349 (29 of 43) by Riley Skinner 10/31/09 (h) Receptions 12 (101 yds) by Devon Brown 10/31/09 (h)	Yards Rushing 195 10/25/08 (a) Yards Passing 408 10/31/09 (h) Total Offense 555 (147 rush, 408 pass) 10/31/09 (h)
NORTH CAROLINA		Yards Rushing 160 (35 att) by Chris Barclay 11/8/03 (a) Yards Passing 327 (27 of 38) by Tanner Price 9/8/12 (h) Receptions 16 (123 yds) by Michael Campanaro . . . 9/8/12 (h)	Yards Rushing 421 10/26/68 (h) Yards Passing 404 10/9/93 (a) Total Offense 632* (421 rush, 211 pass) 10/26/68 (h)
NC STATE		Yards Rushing 180 (20 att) by Larry Hopkins 10/9/71 (a) Yards Passing 545* (50 of 67) by Rusty LaRue 11/18/95 (h) Receptions 15 (194 yds) by James Brim 9/20/86 (a) 15 (178 yds) by Marlon Estes 11/18/95 (h)	Yards Rushing 402 10/9/71 (a) Yards Passing 545 11/18/95 (h) Total Offense 561 (132 rush, 429 pass) 9/20/86 (a)
PITT		no previous meetings	no previous meetings
SYRACUSE		Yards Rushing 142 (20 att) by Micah Andrews 9/2/06 (h) Yards Passing 289 (18 for 31) by Tanner Price 9/1/11 (a) Receptions 10 (91 yds) by Sherman Ragland III . . . 11/2/13 (a)	Yards Rushing 245 9/2/06 (h) Yards Passing 373 9/12/15 (a) Total Offense 419 (46 rush, 373 pass) 9/12/15 (a)
VIRGINIA		Yards Rushing 168 (23 att) by Frank Harsh 11/18/72 (h) Yards Passing 373 (30 of 46) by Gary Schofield 10/24/81 (a) Receptions 10 (155 yds) by Tim Ryan 10/24/81 (a) 10 (66 yds) by Marlon Estes 9/30/95 (a)	Yards Rushing 401 10/25/75 (a) Yards Passing 399 10/24/81 (a) Total Offense 598 (401 rush, 197 pass) 10/25/75 (a)
VIRGINIA TECH		Yards Rushing 241 (20 att) by Josh Harris 10/16/10 (a) Yards Passing 254 (19 for 33) by Tanner Price 10/15/11 (h) Receptions 5 (114 yds) by Nate Morton 10/9/04 (h) 5 (94 yds) by Nate Morton 11/4/06 (h)	Yards Rushing 354 9/18/71 (a) Yards Passing 277 9/26/81 (a) Total Offense 412 (194 rush, 218 pass) 10/6/79 (a)

* - school record / (h) - home game / (a) - away game

HEAD COACHES

MOST COACHING WINS

Name	Years	W	L	T	Pct	Bowl Wins
D. C. Walker	1937-50 (14)	77	51	6	.597	1 (1946 Gator)
Jim Grobe	2001-13 (13)	77	82	0	.484	3 (2002 Seattle, 2007 Meineke, 2008 EagleBank)
Bill Dooley	1987-92 (6)	29	36	2	.448	1 (1992 Independence)
Jim Caldwell	1993-00 (8)	26	63	0	.292	1 (1999 Aloha)
Al Groh	1981-86 (6)	26	40	0	.394	


LONGEST TENURES

Name	Years	W	L	T	Pct	Bowl Games
D. C. Walker	1937-50 (14)	77	51	6	.597	1946 Gator, 1949 Dixie
Jim Grobe	2001-13 (13)	77	82	0	.484	2002 Seattle, 2007 FedEx Orange, 2007 Meineke, 2008 EagleBank, 2011 Music City
Jim Caldwell	1993-00 (8)	26	63	0	.292	1999 Aloha
Al Groh	1981-86 (6)	26	40	0	.394	
Bill Dooley	1987-92 (6)	29	36	2	.448	1992 Independence

Name	Years		OVERALL RECORD				ACC RECORD			
			W	L	T	Pct	W	L	T	Pct
W. C. Dowd* (Wake Forest '89)	1888	(1)	1	0	0	1.000				
W. C. Riddick (Lehigh '90)	1889	(1)	3	3	0	.500				
W. E. Sikes (Wake Forest '91)	1891-93	(3)	6	2	1	.722				
Unknown	1895	(1)	0	0	1	.500				
A. P. Hall, Jr. (Pennsylvania)	1908	(1)	1	4	0	.250				
A. T. Myers (Harvard)	1909	(1)	2	4	0	.333				
Reddy Rowe	1910	(1)	2	7	0	.222				
Frank Thompson (NC State)	1911-13	(3)	5	19	0	.208				
Dr. W. C. Smith	1914-15	(2)	6	10	0	.375				
G. M. Billings (Wake Forest '15)	1916	(1)	3	3	0	.500				
E. T. MacDonnell (Colgate '10)	1917	(1)	1	6	1	.188				
Harry Rabenhorst* (Wake Forest '19)	1918-19	(2)	3	8	0	.273				
J. L. White (Wake Forest '99)	1920-21	(2)	4	15	0	.210				
George Levene (Penn '07)	1922	(1)	3	5	2	.211				
Hank Garrity (Princeton '22)	1923-25	(3)	19	7	1	.722				
James Baldwin (Lehigh)	1926-27	(2)	7	10	3	.425				
Stanley B. Cofall (Notre Dame '17)	1928	(1)	2	6	2	.300				
F. S. Miller (Fordham)	1929-32	(4)	18	15	4	.540				
James H. Weaver (Centenary '24)	1933-36	(4)	10	23	1	.309				
D. C. Walker (Samford '22)	1937-50 (14)		77	51	6	.597				
Tom Rogers (Duke '34)	1951-55	(5)	21	25	4	.460	6	10	2	.389
Paul Amen (Nebraska '38)	1956-59	(4)	11	26	3	.313	7	19	1	.278
Billy Hildebrand (Mississippi St '47)	1960-63	(4)	7	33	0	.175	6	21	0	.222
Bill Tate (Illinois '53)	1964-68	(5)	17	32	1	.350	12	19	1	.391
Cal Stoll (Minnesota '50)	1969-71	(3)	15	17	0	.469	9	9	0	.500
Tom Harper (Kentucky '55)	1972	(1)	2	9	0	.182	1	5	0	.167
Chuck Mills (Illinois State '50)	1973-77	(5)	11	43	1	.209	6	23	1	.216
John Mackovic (Wake Forest '65)	1978-80	(3)	14	20	0	.412	7	11	0	.389
Al Groh (Virginia '67)	1981-86	(6)	26	40	0	.394	8	30	0	.211
Bill Dooley (Mississippi St '56)	1987-92	(6)	29	36	2	.448	14	29	0	.326
Jim Caldwell (Iowa '77)	1993-00	(8)	26	63	0	.292	12	52	0	.188
Jim Grobe (Virginia '75)	2001-13	(13)	77	82	0	.484	42	62	0	.404
Dave Clawson (Williams '89)	2014-pr.	(3)	13	24	0	.351	5	19	0	.208
Totals	1888-2016	(115)	442	648	33	.408	135	309	5	.306

No team: 1890, 1894, 1896-1907 / *Also served as team captain

NATIONAL COACH OF THE YEAR



JIM GROBE
2006

American Football Coaches Association
Associated Press
Bobby Dodd Foundation
CBS Sportsline
Sporting News

ACC COACH OF THE YEAR



PAUL AMEN
1956, 1959



BILL TATE
1964



CAL STOLL
1970



JOHN MACKOVIC
1979



BILL DOOLEY
1987, 1992



JIM GROBE
2006

ASSISTANT COACHES

Name	Years
Chris Allen.....	1993-96
Dick Anderson	1964-68
Wright Anderson	1970-72
Teryl Austin.....	1993-95
Elmer Barbour	1956-60
Dr. Jamie Barresi.....	1993-00
Warren Belin.....	2013-15
James Bell.....	1996-99
George Belu.....	1997-99
Steve Bernstein.....	1973-77
Tim Billings.....	2006-11
Steve Bocko.....	1972
Jeff Bower.....	1987
Don Brown.....	1976-77
Bob Brush.....	1989-92
Troy Calhoun.....	2001-02
Gerald Carr.....	1999
Russell Cerrato	1972
John (Red) Cochran.....	1951-55
Dave Cohen	2014-present
Jess Cone.....	1973
Mike Cook.....	1977
Bill Crutchfield.....	1958-59
Dennis Darnell.....	1980
Gary Darnell	1986-87
Bill Davis.....	1964-68
Babe Dimancheff.....	1962-63
Chuck Driesbach.....	1984-86
Tim Duffie.....	2012
Mike Elko.....	2014-16
Harry Elliott	1973-77

Name	Years
Mike Ellison.....	1973-74
Tom Elrod.....	2003-13
Ed Emory.....	1968
Bill Faircloth.....	1978-82
Beattie Feathers	1961-77
W.D. Fesperman.....	1961-62
Pat Flaherty.....	1993-98
Mel Foels.....	1997-00
Marty Galbraith.....	1978-82, 89-90
Lonnie Galloway	2011-12
Gene Gibson.....	1965-57
Murray Greason.....	1934-49, 54
John Gutekunst.....	1992
Ted Guthard.....	1969
Dennis Haglan.....	1978-82
Garth Hall.....	1973-74
Tom Harper.....	1969-71
Bill Hayes.....	1973-75
Win Headley.....	1975-77
Lyle Hemphill	2017
Jack Henry.....	1981-85
Keith Henry.....	2001-11
Jim Hietikko.....	1956-58
Kevin Higgins	2014-present
Billy Hildebrand.....	1956-59
Jonathan Himebauch.....	2012-13
Don Hipps.....	1954-55
Stan Hixon.....	1993-94
Jim Hoffer.....	1979-80, 83-86
Lawson Holland.....	1988-91
Dean Hood.....	2001-07

Name	Years
Dick Hunter.....	1960-61
John Hunter	2014-present
Cecil Ingram.....	1960
Derrick Jackson.....	2012-16
Oval Jaynes.....	1969-72
John Jett.....	1946-47
Steve Jones.....	1977
Whitey Jordan.....	1987-88
Ken Karr.....	1964-66
Robert Kellogg.....	1947-49
Bobby Kennedy.....	1995-00
Buddy King.....	1984-86
Sandy Kinney.....	1987-92
John Klacik.....	2000
Brian Knorr.....	2008-13
Charles Knox.....	1959-60
Brad Lambert.....	2001-10
Tony Lanham.....	1972
Jim LaRue.....	1974-75
Clark Lea.....	2016
Theo Lemon.....	1996-00
Bill Lewis.....	1969-70
Wayne Lineburg	2017
Steed Lobotzke.....	2001-13
Bob Lord.....	1966-67
Joe Madden.....	1965-67
Ray Malavasi.....	1961
Bill Maskill.....	1990-92
Ray McCartney.....	2001-13
Gene McKeehan.....	1973-77
Jerry McManus.....	1986-95

Name	Years
Jim McNally	1978-79
Bernie Menapace.....	1981-86
Kenneth Meyer.....	1958-59
Brad Mills.....	1971-72
Bill Mitchell.....	1971-72
Billy Mitchell.....	2001-13
Tom Moore.....	1969
Jeff Mullen.....	2001-07
Norman Parker.....	1969-71
Pat Pepper.....	1962
Tony Pierce.....	2000
Bob Popp.....	1967-68
Joe Popp.....	1965-68
Pat Preston.....	1951-53
Bob Pruett.....	1983-89
Jan Quarless.....	1993-96
Vito Ragazzo.....	1976-77
Pride Ratterree.....	1954-55
Diron Reynolds.....	1999-00
Charlie Rizzo.....	1981-85
Danny Rocco.....	1986
Tom Rogers.....	1938-40, 46-50
James Royster.....	1980-86
Warren Ruggiero ..	2014-present
Steve Russ.....	2008-11
R.J. Rychleski.....	1993-00
Taylor Sanford.....	1949-55
Jay Sawvel.....	2017
Adam Scheier.....	2014-16
Bill Sexton.....	1963-64
Kevin Sherman.....	2001-05

Name	Years
Ray Sherman.....	1979-1980
Brad Sherrod	2017
Hank Small.....	1995-98
Ralph Smith.....	1970
Ron Stark.....	1969-71
Skip Stress.....	1989-92
Archie Strimel.....	1978-80
Taylor Stubblefield	2013
Nick Tabacca	2014-present
Ray Thornton.....	1960-62
Tom Throckmorton.....	1987-88
Sam Timer.....	1963
Howard Tippet.....	1972
Rick Tolley.....	1968
Ken Treadway.....	1987-88
Tony Trentini.....	1963
Bill Urbanik.....	1978-83
Jay Venuto.....	1986
Kenneth Wable.....	1956-57
Paul Wargo.....	1973-74
Pete Watson.....	1981-85
James Webster.....	1988-92
Eddie Williamson.....	1991-92, 2000
Eddie Wilson.....	1976-77
Alex Wood.....	1993-94
Walter Wood.....	1950
Mike Workin.....	1978-79
Cliff Yoshida.....	1973-77, 87-92
Ed Zaunbrecher.....	1980-83

FORMER DEACON ASSISTANTS AS HEAD COACHES



TROY CALHOUN
Air Force (2007-pres.)



BRAD LAMBERT
Charlotte (2011-pres.)



DANNY ROCCO
Delaware (2017-pres.)
Richmond (2012-16)
Liberty (2006-11)



ALEX WOOD
Florida A&M (2015-pres.)



JEFF BOWER
Southern Miss. (1991-07)



GARY DARNELL
Tenn. Tech (1983-85)
W. Michigan (1997-04)



ED EMORY
East Carolina (1984-89)



BILL FAIRCLOTH
Catawba (1973-75)



BILL HAYES
Winston-Salem St. (1976-87)
North Carolina A&T (1988-03)



JIM HOFFER
Cornell (1990-97)
Buffalo (2001-05)



DEAN HOOD
Eastern Kentucky (2008-15)



THEO LEMON
Central State (2003-08)



BILL LEWIS
East Carolina (1989-91)
Georgia Tech (1992-94)



BOB PRUETT
Marshall (1996-03)



RICK TOLLEY
Marshall (1969-70)



EDDIE WILLIAMSON
VMI (1985-88)

ACC PLAYERS OF THE YEAR



BILL BARNES • 1956

One of the first stars of the ACC was Wake Forest running back Bill Barnes. The "Bullet" from Landis, N.C., established five school records. He was chosen to the LOOK Magazine All-America team and a second team Associated Press All-American as a senior.

In addition, Barnes was a unanimous choice for All-ACC honors. He was voted the most outstanding player for the South team in the North-South Shrine All-Star game in Miami. His 1,010 yards rushing in 1956 ranked second nationally. He also ranked 13th in total offense and 13th in kickoff returns. Barnes' number 33 jersey was retired following his senior season.

1956 Statistics

Rushing — 168 attempts for 1,010 yards (6.0 avg.) and 6 touchdowns
Punt Returns — 6 punt returns for a 19.0 average and a touchdown
Kick Returns — 11 kick returns for a 28.6 average



BRIAN PICCOLO • 1964


After toiling in relative obscurity during his first two years on the varsity team, Brian Piccolo emerged as a senior to lead the nation in rushing.

Piccolo rushed 252 times for 1,044 yards and 15 touchdowns. His rushing total and 111 points scored (17 overall touchdowns and 9 PATs) ranked first in the NCAA. In all, Piccolo set six new conference marks and established nine new school records en route to being named a Football News All-American.

Piccolo left Wake Forest as the school's all-time leading rusher and scorer.

1964 Statistics

Rushing — 252 attempts for 1,044 yards (4.1 avg.) and 15 touchdowns
Receiving — 5 receptions for 122 yards and 2 touchdowns
All-Purpose Yards — 1,166 yards



JAY VENUTO • 1979

Jay Venuto re-wrote the Wake Forest and ACC record books when it came to passing. The native of Salem, N.J., broke six ACC season records, including total offense (2,485 yards), passing attempts (367), pass completions (198), passing yards (2,432), total plays (443), and a ACC single game record when he completed 28 passes against East Carolina.

Venuto threw for 16 touchdowns and guided the Deacons to the 1979 Tangerine Bowl against LSU under head coach John Mackovic. Mackovic was the quarterback in the same backfield with Wake Forest's previous ACC Player of the Year, Brian Piccolo.

1979 Statistics

Passing — 198 for 367, 2,432 yards, 17 touchdowns, 16 interceptions
Rushing — 76 attempts for 173 yards and 1 touchdown
Total Offense — 2,485 yards



CHRIS BARCLAY • 2005

Chris Barclay was offered only one Division I scholarship out of high school. He proved to be the ultimate diamond in the rough.

Barclay led the ACC in rushing during the regular season three times, the only player in history to do so. As a senior, he was chosen as the league's Player of the Year.

The native of Louisville, Ky., carried 218 times for 1,127 yards, both league-highs, and 10 touchdowns in 2005. He added 381 receiving and return yards to lead the ACC in all-purpose yards. Barclay had two 200-yard rushing days, one against East Carolina and the other against Duke. Against the Blue Devils, Barclay broke the school's all-time career rushing mark.

2005 Statistics

Rushing — 218 attempts for 1,127 yards (5.2 avg.) and 10 touchdowns
Receiving — 26 receptions for 159 yards (6.1 avg.)
All-Purpose — 1,508 yards

ALL-AMERICANS



**BILL GEORGE
(1949)**

- 1st Team AP
- 2nd Team NEA

George was the first Demon Deacon ever to be named an All-American. He gained that distinction as a

sophomore in 1949 after an outstanding season at defensive tackle. That achievement highlighted an excellent overall career which saw him named all-conference three times (1948, '49 and '51). He was outstanding as a professional player, too, with both the Chicago Bears and Los Angeles Rams, earning all-pro honors as a linebacker eight times and being inducted into the Pro Football Hall of Fame in 1974. He joined the WFU Hall of Fame in 1998 and his number 47 is retired.




**JIM STATON
(1950)**

- 2nd Team AP

One year after Bill George received All-America acclaim, Staton followed him to that lofty status, also as a defensive tackle.

He was named to the all-conference team that same year and was chosen as the Deacons' MVP as well. Staton also was successful professionally, primarily in the Canadian Football League with the Montreal Alouettes, where he earned all-league honors playing under former Wake Forest coach Peahead Walker. He was inducted into the WFU Hall of Fame in 1982.



**BOB BARTHOLOMEW
(1955)**

- 2nd Team INS
- 2nd Team UPI

Wake Forest's list of outstanding linemen continued in 1955 with Bartholomew earning

All-America honors as a tackle. He additionally received Academic All-America recognition that same year, making him the first individual in school history to be named to both all-star squads in the same season. Bartholomew was a four-year starter and a three-time All-ACC pick (twice on the first team). He served WFU as director of the Deacon Club for more than 16 years (1968-1984) and was inducted into the WFU Hall of Fame in 1984.



**BILL BARNES
(1956)**

- 1st Team Look
- 2nd Team AP

One of the top all-around players in Wake Forest history, Barnes received All-America notice as a

running back in 1956. He became the first Deacon — and the first individual ever in the ACC — to rush for more than 1,000 yards in one season (1,010) and was named the conference player of the year. The two-time All-ACC performer went on to an all-pro career with the Philadelphia Eagles, later playing for Washington and Minnesota as well. He was a 1974 inductee into the WFU Hall of Fame. The sports lounge in Bridger Field House is named in his honor and his number 33 is retired.



**NORM SNEAD
(1960)**

- 2nd Team UPI
- 2nd Team Football Writers

The only Deacon QB to earn All-America honors, Snead ranks as one of the premier

passers ever in the ACC. Three times he was all-conference (first team in 1959 and '60), and as a junior and senior he led the league in passing and total offense, which led to his selection on the ACC 50th Anniversary team in 2002. Despite playing in a run-oriented era, Snead's career numbers rate him among the top all-time passers at WFU. He played for five NFL teams during a 16-year career that saw him gain All-Pro honors. The WFU Hall of Fame inducted him in 1977, the banquet room in Bridger Field House is named in his honor and his number 16 is retired.



**BRIAN PICCOLO
(1964)**

- 1st Team FN
- 1st Team FD
- 1st Team Helms
- 2nd Team AP
- 2nd Team UPI
- 2nd Team NEA
- 1st Team NY Daily News

One of Wake Forest's most famed athletes, Piccolo earned All-America status in 1964 after leading the nation in rushing (1,044 yards) and scoring (111 points). That same season he also became the second Demon Deacon to earn ACC Player of the Year honors. Wake Forest's leading rusher in 1962, 1963 and 1964, Piccolo played for the NFL's Chicago Bears four seasons before his career came to an end due to his now well-known bout with cancer. He died in June of 1970 and was inducted into the WFU Hall of Fame later that year. In 2002, Piccolo was named to the ACC 50th Anniversary Team and his number 31 is retired.




**WIN HEADLEY
(1970)**

- 2nd Team Walter Camp

A three-year starter, Headley earned All-America recognition as a defensive tackle on Wake Forest's 1970

ACC Championship squad. He also was honored that year as an All-ACC selection and was voted team Most Valuable Player. In the spring of 1971, Headley and basketball player Charlie Davis were co-recipients of WFU's Arnold Palmer Award. He played briefly with the Green Bay Packers and in the CFL, and later returned to Wake Forest as an assistant coach under Chuck Mills. He was inducted into the WFU Hall of Fame in 1994.




**CHUCK RAMSEY
(1973)**

- 1st Team

Football Writers

The 1973 season was not a successful one for the Demon Deacons, who managed only one win and one tie in 11

outings, but Ramsey led the country in punting with a 44.8-yard average. He led the ACC in punting as a sophomore, junior and senior (1971-73), and upon his graduation, his career average of 44.0 was the third-best in ACC history. He spent eight productive years (1977-84) with the New York Jets in the NFL.



**BILL ARMSTRONG
(1975, 1976)**

1975:

- 3rd Team AP


1976 CONSENSUS

ALL-AMERICAN:

- 1st Team AP
- 1st Team UPI
- 1st Team Walter Camp
- 1st Team Football Writers
- 1st Team AFCA
- 1st Team TSN
- 1st Team Football News

Armstrong was the first player in Wake Forest history to be named a consensus All-American. A quarterback early in his Deacon career, he became an all-league safety in 1975 and again in 1976, leading the team in tackles both years. His 271 career unassisted tackles are the most in school history. He received the Arnold Palmer Award, and in 1996, he was inducted into the WFU Hall of Fame. In 2002, Armstrong was named to the ACC 50th Anniversary Team and his number 19 is retired.

ALL-AMERICANS



WAYNE BAUMGARDNER (1979)

• **2nd Team NEA**

Wayne Baumgardner put up one of the most prolific seasons in school history among wide receivers in 1979.

Baumgardner finished seventh in the nation with 55 receptions and became the first Demon Deacon to have 1,000 receiving yards in a season. He had eight 100-yard receiving games including 100 yards in an upset of No. 12 Georgia and 159 yards in a victory over No. 13 Auburn. For the year, Baumgardner recorded 55 catches for 1,000 yards and eight touchdowns.



JAMES PARKER (1979)

• **2nd Team Football News**

Nose guard James Parker garnered All-America honors in 1979 as his leadership

helped Wake put together an impressive 8-4 record and a Tangerine Bowl appearance. The Deacons posted three victories over ranked opponents during the season, including road wins over Georgia and North Carolina. Parker was also named first team All-ACC that season and received WFU's Bill George Award, given to the team's top lineman. He went on to a long and successful career in the Canadian Football League, playing for Edmonton, British Columbia and Toronto. Parker still ranks among WFU's all-time leaders in total tackles, solo tackles, tackles for loss and sacks.



BILL ARD (1980)

• **1st Team TSN**

One of the top offensive linemen in Wake Forest history, Bill Ard was an All-America selection in 1980, his third year as

a starter. He was named All-ACC and was a recipient of the Bill George Award that same season while also serving as team captain. Following his graduation, he enjoyed a very successful career in the NFL, winning a Super Bowl during a 10-year stint with the New York Giants before concluding his career with the Green Bay Packers. He was inducted into the WFU Hall of Fame in 1993.



HARRY NEWSOME (1983)

• **3rd Team AP**

Harry Newsome was an All-America punter as a junior in 1983, ranking as the nation's third-leading punter

with a 45.5-yard average. That average ranked as the best season mark in school history. Newsome's career punting average of 43.6 ranks third in the Deacon record books behind All-Americans, Chuck Ramsey and Ryan Plackemeier. He became the 15th player in WFU history to be named first team All-ACC twice. He was drafted in 1985 and spent nine seasons in the NFL with Pittsburgh and Minnesota.



PAUL KISER (1986)

• **1st Team FW**

• **1st Team TSN**

The 1986 Deacons established eight offensive school records and led the ACC in scoring. A

major factor was Kiser's play up front in that offensive unit, and he was recognized for his efforts as a first team All-American. In addition, he was named All-ACC that year as a senior and became the first Deacon since the formation of the ACC to receive the Jacobs Blocking Trophy as the league's premier blocker.



GEORGE COGHILL (1992)

• **3rd Team AP**

One of the most popular members of WFU's 1992 Independence Bowl champion squad, Coghill was a third-

team AP All-America selection. He was the leading vote-getter among defensive backs on the 1992 All-ACC team, making that elite group for the second year. He started 44 of 45 contests during a career that saw him finish fourth in interceptions (12) while becoming the school's career punt return leader. In 1997 and 1998 he was a member of the Denver Broncos' World Championship teams.



BEN COLEMAN (1992)

• **1st Team AFCA**

Wake Forest's Ben Coleman emerged as one of the country's premier offensive linemen during his senior season, gaining

first team recognition on the Kodak Coaches (AFCA)

squad. He had not become an offensive player until after his sophomore year and did not earn a starting job until his final campaign. His other 1992 honors included the Bill George Award and the Jacobs Blocking Trophy as the top blocker in the ACC. After being selected in the second round of the 1993 NFL draft, Coleman spent nine seasons in the league (1993-2001) with four different teams.



MICHAEL COLLINS (2001)

• **3rd Team TSN**

Despite moving from tackle to guard and learning a new offensive system prior to his senior year,

offensive lineman Michael Collins was named third-team All-America and earned first-team All-ACC honors in 2001. Collins anchored a line that helped WFU lead the ACC in rushing and fewest sacks allowed en route to a 6-5 record. Collins played three years with the Baltimore Ravens.



CALVIN PACE (2002)

• **1st Team AFCA**

• **3rd Team AP**

• **4th Team TSN**

Defensive end Calvin Pace became WFU's first first-team All-America selection

in 10 years after leading the Deacs to a 7-6 overall record and Seattle Bowl victory in 2002. Pace, who became Wake Forest's career tackles for loss leader during his senior campaign, also led the ACC in sacks and finished second in the WFU career record book in that category. Named the ACC Defensive Player of the Year by *The Sporting News*, Pace was a first-team All-ACC selection as well as WFU team MVP. He became the school's third first-round pick when Arizona chose him as the 18th overall pick.



RYAN PLACKEMEIER (2005)

• **1st Team AFCA**

• **1st Team AP**

• **1st Team CBS Sportsline**

• **1st Team ESPN.com**

• **1st Team FWAA**

• **1st Team SI**

• **1st Team TSN**

• **1st Team Walter Camp**

In addition to his consensus All-America honors, Plackemeier won the 2005 Ray Guy Award as the nation's best punter. He led the nation in both net punting and average per punt. As a senior, he punted 67 times with an average of 47.2 yards per punt to break his own school record. Among those with 200

ALL-AMERICANS

career attempts, Plackemeier is the NCAA's all-time leading punter with a career average of 45.26 yards per punt. He was a three-time first team All-ACC selection. As a senior, he nailed three punts of at least 70 yards, including an 82-yard blast against NC State. Plackemeier was drafted in the seventh round by Seattle.



SAM SWANK (2006)

- 1st Team ESPN.com
- 1st Team Rivals.com
- 1st Team SI

Placekicker Sam

Swank, a native of Jacksonville Beach, Fla., was named first team All-American by three publications. He kicked three field goals in the ACC Championship Game and was named Most Valuable Player. Swank was selected first team All-ACC by the Atlantic Coast Sports Media Association as a placekicker and honorable mention All-ACC by ACMSA as a punter. He was the only player in the nation to be named a semifinalist for both the Lou Groza Award and the Ray Guy Award. Swank tied the NCAA record for most 50-yard field goals in a game, making three at NC State. He set 11 new school records during his sophomore campaign.



STEVE VALLOS (2006)

- 1st Team SI
- 1st TSN
- 2nd Team Walter Camp

Steve Vallos, an offensive tackle from Boardman, Ohio, was

one of the vocal and emotional leaders of the 2006 ACC Championship team. He was a first team All-ACC pick and one website even selected him as the conference's Player of the Year. Vallos won the ACC Offensive Lineman of the Week award twice and graded out at 90 percent for the season. He had 92.5 knockdown blocks, 23 more than any other teammate. Vallos enjoyed one of his best career games with an ACC Championship game berth on the line at Maryland when he earned a career-best 96 percent to go with 10 knockdown blocks. Vallos started all 48 games of his career, the most in Wake Forest history. He was drafted in the seventh round by the Seattle Seahawks.



STEVE JUSTICE (2007)

- 1st Team AP
- 1st Team CBS Sports
- 1st Team ESPN.com
- 1st Team AFCA
- 2nd Team Walter Camp
- 2nd Team SI
- 2nd Team TSN

Steve Justice is the most decorated center in school history. A consensus All-America selection, Justice was also the recipient of the Atlantic Coast Conference's Jacobs Blocking Trophy and the national runner-up for the Rimington Trophy. A three-year starter, Justice helped pave the way for Wake Forest to win the 2006 ACC Championship and the 2007 Meineke Car Care Bowl. Justice was a first team All-ACC selection as a senior and a sixth round draft pick of the Indianapolis Colts



ALPHONSO SMITH (2007, 2008)

- 2007:
- 2nd Team Walter Camp
 - 3rd Team AP
- 2008:
- 1st Team AP
 - 1st Team AFCA
 - 1st Team FWAAA
 - 1st Team Walter Camp
 - 1st Team CBS Sports
 - 2nd Team TSN
 - 2nd Team SI
 - 2nd Team Phil Steele
 - 2nd Team Rivals.com

Alphonso Smith was just the second Deacon to earn All-American honors in two different seasons. His seven interceptions in 2008 and eight in 2007 were both tied for the most in the country and his career total of 21 broke Dry Bly's ACC record of 20. The 2008 Bronko Nagurski Award finalist, finished his career with a school-record 61 passes defended and his 249 interception return yards are second-most in school-history. His 20 passes defended in 2008 not only led the ACC but was also tied for the most in the country. Smith also proved to be one of the most capable defensive backs in the country as a junior in 2007. He once again led the ACC in interceptions and passes defended. Three of his interceptions resulted in touchdown returns but none was more important than his return against Maryland on Sept. 22. With the Deacons trailing 24-3, the Terps threatened to score again when Smith intercepted a pass in the end zone and returned it 100 yards for the score. Besides being the longest return in school history, the return marked the Deacons to an amazing 31-24 overtime win.



AARON CURRY (2008)

- 1st Team Sports Illustrated
- 1st Team Pro Football Weekly
- 2nd Team AP
- 2nd Team TSN
- 2nd Team Phil Steele
- 2nd Team Rivals.com

Aaron Curry returned for his senior season and had arguably one of the best years in school history. Curry was the key to the Demon Deacons' defense, leading the squad with 105 total tackles and 66 solo stops. He received the Butkus Award, which is given to the nation's top linebacker, and he was a finalist for the Lott Trophy, which recognizes the country's top defensive player. In perhaps the team's best defensive game of the year against Florida State, Curry made eight tackles, had a fumble recovery and recorded his sixth career interception. He returned the pick 22 yards, adding to his school-record total of 278 interception return yards. The Wake Forest defense also held the Seminoles to just three points in the game, and beat FSU for the second-straight time in Tallahassee. He also became one of four Deacons to start three-straight bowl games.



JOSH BUSH (2011)

- 3rd Team AP

Josh Bush made his final season for the Deacs his best. He finished among the national leaders in interceptions with six

during the 2011 season. He was tied for ninth in the nation and second in the ACC in interceptions. Bush was fifth on the team with 59 tackles and totaled 11 passes defended.

Bush was a first team All-ACC selection and a third team Associated Press All-America pick. He became the first Demon Deacon chosen to the AP All-America team since 2008 when Alphonso Smith was a first team selection and Aaron Curry was named to the second team. Bush had two interceptions against Notre Dame with his other picks coming against NC State, Boston College, Florida State and Clemson.

KEY TO TEAMS:

AFCA - American Football Coaches Association; AP - Associated Press; FD - Football Digest; INS - International News Service; LOOK - name of team selected by Football Writers' Association; NEA - Newspaper Enterprise Association; TSN - The Sporting News; UPI - United Press International; SI - Sports Illustrated

ALL-ACC SELECTIONS

INDIVIDUAL ACC HONORS

All-ACC Three Times (All 1st Team)

Bob Bartholomew; Norman Snead; James McDougald; John Henry Mills; Ryan Plackemeier

All-ACC Three Times (1st or 2nd Team)

Chris Barclay, Nikita Whitlock

All-ACC Two Times (1st or 2nd Team)

Bill Barnes; Pete Manning; Bill Bobbora; Larry Hopkins; Larry Russell; Ed Stetz; Chuck Ramsey; Bill Armstrong; Steve Young; Jay Venuto; Phil Denfeld; Harry Newsome; Gary Baldinger; James Brim; A.J. Greene; George Coghill; Todd Dixon; Desmond Clark; Calvin Pace; Josh Gattis; Steve Vallos, Steve Justice, Michael Campanaro

ACC Coach of the Year ACC Player of the Year

1956	Paul Amen	1956	Bill Barnes
1959	Paul Amen	1964	Brian Piccolo
1964	Bill Tate	1979	Jay Venuto
1970	Cal Stoll	2005	Chris Barclay
1979	John Mackovic		
1987	Bill Dooley		
1992	Bill Dooley		
2006	Jim Grobe		

ACC Rookie of the Year

1976	James McDougald
1982	Michael Ramseur
2006	Riley Skinner
2007	Josh Adams

ACC Defensive Rookie of the Year

2011	Merrill Noel
------	--------------

ACC Silver Anniversary Team

(Selected in 1977 by the ACSWA)

Bill Armstrong, DB
Bill Barnes, RB

ACC 50th Anniversary Team

(Selected in 2002 by ACC-appointed committee)

Bill Armstrong, DB
Brian Piccolo, FB
Norm Snead, QB

Jacobs Blocking Trophy

First in the old Southern Conference, and since 1953 in the ACC, this award has been presented annually to the player named the league's top blocker. The recipient is determined by a vote of the coaches.

1939	James Ringgold
1943	Elmer Barbour
1945	Nick Ognovich
1946	Nick Ognovich
1947	Nick Ognovich
1986	Paul Kiser
1992	Ben Coleman
2007	Steve Justice

Brian Piccolo Award

Presented annually since 1972, this award is given to the ACC's "most courageous" player in honor of Wake Forest legend Brian Piccolo.

1982	Kenny Duckett
1983	John Piedmonte
1996	John Lewis
2007	Matt Robinson

Jim Tatum Award

Presented annually since 1979, this award is given to the ACC's top football senior scholar-athlete.

1983	Phil Denfield
1991	Steve Ainsworth
2009	Riley Skinner
2016	Ryan Janvion

Key to Teams:

First Team selections by ACSMA (Atlantic Coast Sports Media Association)

All-ACC Coaches Conference Team Began in 2012

- wire service selection

1953

Bob Bartholomew, tackle (2nd)
Bob Ondilla, end (1st)#

1954

Bob Bartholomew, tackle (1st)
Ed Stowers, end (2nd)

1955

Bob Bartholomew, tackle (1st)
Bill Barnes, back (1st)

1956

Bill Barnes, back (1st)
Eddie Moore, center (2nd)

1958

Norman Snead, back (2nd)
Pete Manning, end (2nd)

1959

Norman Snead, back (1st)
Pete Manning, end (1st)
Nick Patella, guard (1st)

1960

Norman Snead, back (1st)
Wayne Wolff, tackle (2nd)

1961

Alan White, back (1st)
Bill Hull, end (2nd)
Bill Ruby, end (2nd)

1962

Bill Shendow, guard (1st)#

1964

Brian Piccolo, back (1st)
Richard Cameron, end (1st)
John Mackovic, back (2nd)

1965

Joe Carazo, defensive back (1st)

1966

Bob Grant, offensive tackle (1st)
Andy Harper, defensive back (1st)
Bob Oplinger, center (1st)

1967

Freddie Summers, quarterback (1st)
Richard Decker, tight end (1st)

1968

Digit Laughridge, defensive back (1st)

1969

Joe Dobner, center (1st)
John Mazalewski, linebacker (1st)

1970

Larry Russell, quarterback (1st)
Bill Bobbora, offensive guard (1st)
Larry Hopkins, running back (1st)
Ed Stetz, linebacker (1st)
Win Headley, defensive tackle (1st)
Tracy Lounsbury, kicker (1st)

1971

Larry Russell, quarterback (1st)
Larry Hopkins, running back (1st)
Ed Stetz, linebacker (1st)

Bill Bobbora, offensive guard (1st)
Steve Bowden, defensive back (1st)

1972

Chuck Ramsey, kicker (1st)
Nick Arcaro, linebacker (1st)

1973

Chuck Ramsey, kicker (1st)

1975

Clark Gaines, running back (1st)
Bill Armstrong, defensive back (1st)

1976

Steve Young, tight end (1st)
James McDougald, running back (1st)
Don Cervi, linebacker (1st)
Bill Armstrong, defensive back (1st)

1977

James McDougald, running back (1st)
Steve Young, tight end (1st)
Larry Tearry, center (1st)

1979

James McDougald, running back (1st)
James Parker, nose guard (1st)
Jay Venuto, quarterback (1st)
Wayne Baumgardner, receiver (1st)

1980

Jay Venuto, quarterback (1st)
Bill Ard, offensive guard (1st)
Carlos Bradley, linebacker (1st)

1981

Phil Denfeld, tight end (1st)

1982

Harry Newsome, punter (1st)
Phil Denfeld, tight end (1st)
Tim Ryan, wide receiver (1st)

1983

Harry Newsome, punter (1st)

1984

Gary Baldinger, defensive end (1st)
Ronnie Burgess, defensive back (1st)

1985

Gary Baldinger, defensive end (1st)
James Brim, wide receiver (1st)

1986

James Brim, wide receiver (1st)
Paul Kiser, offensive guard (1st)
Tim Morrison, offensive tackle (1st)

1987

A.J. Greene, defensive back (1st)

Jimmie Simmons, linebacker (1st)
Mark Young, running back (1st)

1988

Martin Bailey, punter (1st)
A.J. Greene, defensive back (1st)

1989

Ricky Proehl, wide receiver (1st)
Tony Mayberry, center (2nd)

1990

John Henry Mills, tight end (1st)
Anthony Williams, running back (2nd)

1991

John Henry Mills, tight end (1st)
George Coghill, defensive back (1st)

1992

George Coghill, defensive back (1st)
Ben Coleman, offensive tackle (1st)
Todd Dixon, wide receiver (1st)
John Henry Mills, tight end (1st)
Mike McCrary, defensive line (2nd)
Maurice Miller, linebacker (2nd)

1993

Dred Booe, defensive lineman (1st)
John Leach, running back (2nd)
Todd Dixon, wide receiver (3rd)
Walter Rasby, tight end (3rd)

1994

Richard Goodpasture, secondary (2nd)

1995

Tucker Grace, linebacker (1st)

1996

Desmond Clark, wide receiver (2nd)

1997

Brian Kuklick, quarterback (2nd)
Tripp Moore, punter (2nd)
D'Angelo Solomon, secondary (2nd)

1998

Desmond Clark, wide receiver (2nd)

1999


Dustin Lyman, linebacker (1st)
Morgan Kane, running back (2nd)
Bryan Ray, defensive end (2nd)
Fred Robbins, defensive tackle (2nd)

2000

Bryan Ray, defensive lineman (HM)
John Stone, specialist (HM)

2001

Michael Collins, offensive guard (1st)



ALL-ACC SELECTIONS



A.J. Greene

Tarence Williams, running back (2nd)
Nate Bolling, defensive end (2nd)
Calvin Pace, defensive end (2nd)
John Stone, specialist (2nd)
Vince Azzolina, center (HM)

2002

Blake Henry, offensive guard (1st)
Calvin Pace, defensive end (1st)
Fabian Davis, specialist (2nd)
Tyson Clabo, offensive guard (HM)
Eric King, defensive back (HM)
Mike Moroz, offensive tackle (HM)
Montique Sharpe, defensive line (HM)
Quintin Williams, defensive back (HM)
Tarance Williams, running back (HM)

2003

Tyson Clabo, offensive guard (1st)
Eric King, cornerback (1st)
Ryan Plackemeier, punter (1st)
Chris Barclay, running back (2nd)
Mark Moroz, offensive tackle (2nd)

2004

Chris Barclay, running back (1st)
Ryan Plackemeier, punter (1st)
Eric King, cornerback (2nd)
Steve Vallos, offensive guard (2nd)
Jon Abbate, linebacker (HM)

2005

Chris Barclay, running back (1st)
Ryan Plackemeier, punter (1st)
Josh Gattis, defensive back (2nd)
Jon Abbate, linebacker (HM)
Steve Vallos, offensive tackle (HM)

2006

Jon Abbate, linebacker (1st)
Josh Gattis, safety (1st)
Steve Justice, center (1st)
Sam Swank, placekicker (1st)
Steve Vallos, offensive tackle (1st)
Riley Skinner, quarterback (2nd)
Patrick Ghee, safety (HM)
Sam Swank, punter (HM)
Jyles Tucker, defensive tackle (HM)

2007

Steve Justice, center (1st)
Kenneth Moore, wide receiver (1st)
Alphonso Smith, cornerback (1st)

Josh Adams, running back (2nd)
Kevin Marion, return specialist (HM)
Aaron Curry, linebacker (2nd)
Sam Swank, placekicker (HM)
Chip Vaughn, safety (HM)

2008

D.J. Boldin, wide receiver (1st)
Aaron Curry, linebacker (1st)
Alphonso Smith, cornerback (1st)
Boo Robinson, defensive end (HM)
Riley Skinner, quarterback (HM)

2009

John Russell, defensive lineman (2nd)
Chris DeGeare, offensive lineman (HM)
Jeff Griffin, offensive lineman (HM)
Kenny Okoro, cornerback (HM)
Riley Skinner, quarterback (HM)
Marshall Williams, wide receiver (HM)

2011

Chris Givens, wide receiver (1st)
Josh Bush, safety (1st)
Joe Looney, offensive lineman (2nd)
Nikita Whitlock, defensive lineman (2nd)
Merrill Noel, cornerback (HM)

2012

ACSWA
Michael Campanaro, wide receiver (2nd)
Nikita Whitlock, defensive lineman (2nd)
Alexander Kinal, punter (HM)

Coaches

Michael Campanaro, wide receiver (2nd)
Nikita Whitlock, defensive lineman (2nd)
Kevin Johnson, cornerback (HM)
A.J. Marshall, safety (HM)

2013

ACSWA
Nikita Whitlock, defensive lineman (1st)
Michael Campanaro, wide receiver (2nd)
Kevin Johnson, cornerback (HM)
Ryan Janvion, safety (HM)

Coaches

Nikita Whitlock, defensive lineman (2nd)
Michael Campanaro, wide receiver (2nd)
Kevin Johnson, cornerback (3rd)

2014

ACSWA

Tylor Harris, defensive lineman (2nd)
Alexander Kinal, punter (2nd)
Kevin Johnson, cornerback (HM)
Merrill Noel, cornerback (HM)
Brandon Chubb, linebacker (HM)
Josh Banks, defensive lineman (HM)
Cam Serigne, tight end (HM)

Coaches

Kevin Johnson, cornerback (2nd)
Alexander Kinal, punter (2nd)
Brandon Chubb, linebacker (3rd)
Merrill Noel, cornerback (3rd)
Tylor Harris, defensive lineman (HM)

2015

ACSWA

Brandon Chubb, linebacker (1st)
Alexander Kinal, punter (2nd)
Cam Serigne, tight end (HM)
Brad Watson, cornerback (HM)

Coaches

Brandon Chubb, linebacker (1st)
Alexander Kinal, punter (1st)
Cam Serigne, tight end (HM)
Brad Watson, cornerback (HM)

2016

ACSWA

Mike Weaver, kicker (1st)
Marquel Lee, linebacker (2nd)
Jessie Bates, safety (2nd)
Duke Ejiofor, defensive end (3rd)
Dom Maggio, punter (HM)

Coaches

Marquel Lee, linebacker (2nd)
Duke Ejiofor, defensive end (3rd)
Jessie Bates, safety (3rd)
Dom Maggio, punter (3rd)
Mike Weaver, kicker (HM)

Associated Press

Marquel Lee, linebacker (1st)
Mike Weaver, kicker (2nd)
Jessie Bates III (2nd)

ALL-SOUTHERN CONFERENCE HONORS

All-SoCon Four Times

Nick Sacrinty

All-SoCon Three Times

Jim Duncan; Bill George

All-SoCon Two Times

Elmer Barbour; Dick Foreman; Dave Harris; Nick Ognovich;
Tom Fetzter; Red O'Quinn; Bill Gregus; Bill Miller; Guido
Scarton; Bill Finnance

1936

Raleigh Daniel, back

1938

Louis Trunzo, guard
Marshall Edwards, back

1939

Rupert Pate, tackle
John Polanski, back

1940

Tony Gallovich, back

1941

Carl Givler, guard

1942

Pat Preston, tackle
Red Cochran, back
Buck Jones, guard

1943

Nick Sacrinty, back
Bill Starford, center
Elmer Barbour, back

1944

Dave Harris, end
George Owens, tackle
John Kerns, tackle
Dick Foreman, center
Elmer Barbour, back
Nick Sacrinty, back

1945

Nick Sacrinty, back
Dave Harris, end
Buck Garrison, guard
Pride Ratterree, guard
Dick Foreman, center
Rock Brinkley, back

1946

Nick Sacrinty, back
Bob Leonetti, guard
Nick Ognovich, back

1947

Jim Duncan, end
Ed Royston, guard
Nick Ognovich, back
Harry Clark, center
Tom Fetzter, back

1948

Jim Duncan, end**
Red O'Quinn, end*
Bill George, tackle
Tom Fetzter, back
Bill Gregus, back*

1949

Jim Duncan, end
Red O'Quinn, end**
Bill George, tackle
Ray Cicia, guard
Carroll Blackerby, back
Bill Miller, back
Bill Gregus, back

1950

Jim Staton, tackle*
Bob Auffarth, guard*
Jack Lewis, end
Ed Listopad, tackle**
Bill Miller, back**
Guido Scarton, back

1951

Bill George, tackle*
Bill Finnance, guard**
Bill Link, guard
Jim Zrakas, center
Guido Scarton, back
Dickie Davis, back
Jack Lewis, end*

1952

Jack Lewis, end*
Bob Gaona, tackle
Ken Bridges, tackle
Bill Finnance, guard
Sonny George, back
Joe Koch, back

Key to Teams:

*1st Team Selections by SCSWA
(Southern Conference Sports Writers Association)
2nd Team SCSWA/Others were 1st or 2nd Team
selections by wire services

ACADEMIC HONORS

ACC SCHOLARSHIP AWARD

The Atlantic Coast Conference annually honors a senior athlete at each of its member institutions for excellence in scholarship and athletics. Recipients from the Demon Deacon football squad include:

1962	Charles Reiley
1963	Bill Shendow
1965	John Mackovic
1967	Kenneth Hauswald
1970	Joseph Dobner
1971	Richard Bozoian
1972	Larry Hopkins
1974	Dan Stroup
1975	Tom Fehring
1977	John Bryce
1978	Mike McGlamry
1979	Bob Hely
1980	Donnie Jackson
1982	Landon King
1983	Andy Seay
1984	John Piedmonte
1988	Chip Rives
1990	Rod Ferguson
1996	Rusty LaRue
1997	Will Clark
2000	Matthew Burdick
2012	Michael Hoag
2016	Ryan Janvion

NCAA POSTGRADUATE SCHOLARSHIP

1970	Joe Dobner
1974	Dan Stroup
1975	Tom Fehring
1978	Mike McGlamry



NCAA Postgraduate Scholarship Recipient Rusty LaRue receives his diploma from then-WFU President Dr. Thomas K. Hearn, Jr.

1983	Phil Denfeld
1986	Toby Cole
1996	Rusty LaRue


ACADEMIC ALL-AMERICAN

1955	Bob Bartholomew
1959	Aubrey Currie
1959	Larry Fleisher
1982	Phil Denfeld
2007	Louis Frazier

ACADEMIC ALL-ACC TEAM

Each year, the Atlantic Coast Conference office selects an all-conference "Academic Team," comprised of the top players in the ACC who also excel in the classroom. This elite squad is similar to the prestigious "Academic All-America" team chosen annually by the College Sports Information Directors of America.

1954	J.C. Turner
1955	Bob Bartholomew
1957	Larry Brooks
1959	Aubrey Currie
	Larry Fleisher
1960	Paul Martineau
1961	Alan White
1962	Bill Shendow
1963	Bill Faircloth
1964	Richard Cameron
	John Mackovic
1965	John Beaudoin
1966	Ken Hauswald
	Lloyd Halvorson
1967	Joe Dobner
1968	Joe Dobner
	Lloyd Halvorson
1969	Joe Dobner
	Ed George
1973	Dan Stroup
	Tom Fehring
	Rich Sievers
1974	Rick Gregory
1975	Mike McGlamry
	Gerald Hopkins
1976	Mike McGlamry
	John Bryce
1977	Mike McGlamry
	Rick Dadouris
	Kris Spilsbury
1978	Chuck Kraft
	Buddy Patterson
	Rick Dadouris
	James Royster
1979	Landon King
1980	Landon King
	Phil Denfeld
	Andy Seay
1981	Phil Denfeld
	Leo Leitner
	Gary Schofield
	John Piedmonte
	Landon King
	Andy Seay
1982	Phil Denfeld
	John Piedmonte
	Andy Seay
1983	Steve Litaker



Tanner Smith

1984	John Piedmonte	2007	Louis Frazier
	Toby Cole		Riley Skinner
1985	Toby Cole		Jeremy Thompson
	Bruce Mark		Ben Wooster
1986	Toby Cole	2008	Shane Popham
1987	Joe Wagner		Ben Wooster
1988	Rod Ferguson	2009	Shane Popham
	Jeff Miller	2010	Michael Hoag
	Joe Wagner		Shane Popham
1989	Rod Ferguson		Doug Weaver
	Tony Mayberry	2011	Michael Hoag
1990	Warren Belin		Doug Weaver
1991	Steven Ainsworth		Tanner Price
	Maurice Miller		Riley Haynes
1992	Kevin Cole		Duran Lowe
	Mike Green	2012	Duran Lowe
	Maurice Miller		Tanner Price
1993	Tom Stuetzer	2013	Tanner Price
1994	Elton Ndoma-Ogar		Ryan Janvion
1995	William Clark		Jordan Garside
	Rick Gardner	2014	Jordan Garside
	Rusty LaRue		Ryan Janvion
	Elton Ndoma-Ogar		E.J. Scott
	DaLawn Parrish		Cam Serigne
	Alexis Sockwell		Hunter Williams
1996	Dustin Lyman		John Wolford
	Tom Stuetzer	2015	Ryan Janvion
1997	Chris Gaskell		Hunter Williams
	DaLawn Parrish		John Wolford
1998	DaLawn Parrish	2016	Ryan Janvion
	Brian Wolverton		Cam Serigne
1999	DaLawn Parrish		John Wolford
	Kelvin Shackleford		Justin Herron
	Brian Wolverton		Cade Carney
2000	Nick Bender		Dom Maggio
2001	Vince Azzolina		
2002	James MacPherson		
	Brad White		
	Quintin Williams		
2003	Brad White		
	Quintin Williams		
2004	Blake Lingruen		
	Brad White		
2005	Louis Frazier		
	Zac Selmon		
	Jeremy Thompson		
2006	Louis Frazier		
	Zac Selmon		

NATIONAL FOOTBALL FOUNDATION

Each year the National Football Foundation awards postgraduate scholarships to the top senior scholar-athletes in college football. The William Campbell Trophy goes to the nation's top scholar-athlete.

	Campbell Trophy Finalist
2016	Ryan Janvion

SPECIAL AWARDS


MOST VALUABLE PLAYER

1946	Nick Sacrinty
1947	Nick Ognovich
1948	Tom Fetzter
1949	Jim Duncan
1950	Jim Staton
1951	Jack Lewis
1952	Joe Koch
1953	Bruce Hillenbrand
1954	Bob Bartholomew
1956	Bill Barnes
1957	Eddie Moore
1958	Frank Thompson
1959	Norman Snead
1960	Norman Snead
1961	Alan White
1962	Henry Newton
1963	Brian Piccolo
1964	Brian Piccolo
1965	Joe Carazo
1966	Andy Heck
1967	Kenneth Henry
1968	Freddie Summers
1969	John Mazalewski
1970	Win Headley
1971	Larry Hopkins
1972	Donnie Brown
1973	Clayton Heath
1974	David Mebs
1975	Clark Gaines
1976	Bill Armstrong
1977	Steve Young
1978	James Royster
1979	James McDougald
1980	Jay Venuto
1981	Gary Schofield
1982	Steve Hammond
1983	Gary Schofield
1984	Foy White
1985	Gary Baldinger
1986	James Brim
1987	Jimmie Simmons
1988	Mike Elkins
1989	Ricky Proehl
1990	Anthony Williams
1991	Maurice Miller
1992	Keith West & Todd Dixon
1993	John Leach
1994	Kevin Giles
1995	Tucker Grace & Rusty LaRue
1996	Desmond Clark
1997	Brian Kuklick
1998	Desmond Clark
1999	Morgan Kane
2000	Nick Bender
2001	Tarence Williams
2002	Calvin Pace
2003	Eric King
2004	Chris Barclay
2005	Chris Barclay
2006	Sam Swank
2007	Kenneth Moore
2008	Aaron Curry
2011	Chris Givens

BILL GEORGE AWARD

The Bill George Award was given annually to Wake Forest's standout lineman on offense or defense in honor of the school's first All-American. George went on to an outstanding professional career with the Chicago Bears and the Los Angeles Rams. He was named to the Pro Bowl eight times and was inducted into the Pro Football Hall of Fame in 1974. He was killed in a car accident in September of 1982.

1964	Richard Cameron, End
1965	Jim Beaudoin Tackle
1966	Bob Oplinger, Center
1967	Don Hensley, Guard
1968	Jimmy Clack, Tackle
1969	Ed George, Tackle
1970	Win Headley, Tackle (def.)
1971	Bill Bobbora, Guard
1972	Bruce Reinert, Tackle
1973	John Hardin, End (def.)
1974	Mike Arthur, Guard
1975	Lewis Henderson, Guard
1976	John Bryce, Tackle (def.)
1977	Larry Tearry, Center
1978	Bruce Hopkins, Tackle (def.)
1979	James Parker, Noseguard
1980	Bill Ard, Guard
1981	Richard Baldinger, Tackle
1982	Danny Martin, Guard
1983	Danny Martin, Guard
1984	Gary Baldinger, Tackle (def.)
1985	Bruce Mark, End (def.)
1986	Paul Kiser, Guard
1987	Joe Kenn, Guard
1988	Mike Hooten, End (def.)
1989	Tony Mayberry, Center
1990	Mike Smith, Noseguard
1991	Mike Siders, Center
1992	Ben Coleman, Tackle (off.)
1993	Walter Rasby, Tight End
1994	Jimmy Quander, End (def.)
1995	Tucker Grace, Linebacker
1996	Doug Marsigli, G/T (off.)
1997	Aljamont Joyner, Tackle (def.)
1998	Jeff Flowe, Tackle (off.)
1999	Fred Robbins, Tackle (def.)
2000	Vince Azzolina, Center
2001	Nate Bolling, End (def.)
2002	Blake Henry, Guard
2003	Tyson Clabo, Guard
2004	Jon Abbate, Linebacker
2005	Goryal Scales, Defensive Tackle
2006	Steve Vallos, Offensive Tackle
2007	Jeremy Thompson, Def. End
2008	Stanley Arnoux, Linebacker
2011	Nikita Whitlock, Nose Tackle



Calvin Pace

OUTSTANDING BACK AWARD

The Outstanding Back Award, given to an offensive or defensive player, selected by then-head coach Jim Grobe and his staff, began in 2001.

2001	John Stone
2002	Fabian Davis
2003	Chris Barclay
2004	Eric King
2005	Josh Gattis
2006	Kenneth Moore
2007	Riley Skinner (off.)
	Alphonso Smith (def.)
2008	D.J. Boldin (off.)
	Alphonso Smith (def.)
2011	Tanner Price (off.)
	Merrill Noel (def.)

	Reggie McCummings (def.)
1984	Foy White (off.)
	Gary Baldinger (def.)
1985	Frank Carmines (off.)
	Joe Walker (def.)
1986	Chip Rives (off.)
	Mike Hooten (def.)
1987	Brian Johnson (off.)
	Kelly Vaughan (def.)
1988	Tony Rogers (off.)
	Rodney Hogue (def.)
1989	Carl Pennington (off.)
	Aubrey Hollifield (def.)
1990	Gregg Long (off.)
	Terrell Simmons (def.)
1991	Mitch Kennedy (off.)
	Maurice Miller (def.)
1992	Reggie Avery (off.)
	Mike McCrary (def.)
1993	Bo Loy (off.)
	LaDwaun Harrison (def.)
1994	William Clark (off.)
	Mike Neubeiser (def.)
1995	Myles Savage (off.)
	Robert Fatzinger (def.)
1996	Kai Snead (off.)
	Jeff Muires (def.)
1997	Chris Gaskell (off.)
	David Moore (def.)
1998	Chris McCoy (off.)
	Kelvin Jones (def.)
1999	Jimmy Caldwell (off.)
	Brad Smith (def.)
2000	Tim Bennett (off.)
	Calvin Pace (def.)

MOST OUTSTANDING SPECIAL TEAMS PLAYER AWARD

Beginning in 2005, the Wake Forest coaching staff honored an individual for distinguished play in the area of special teams.

2005	Ryan Plackemeier
2006	Josh Gattis
2007	Kevin Marion
2008	Chip Vaughn
2011	Michael Campanaro

BEATTIE FEATHERS AWARD

For 20 years, from 1981 to 2000, the Wake Forest coaching staff selected the most improved players from spring practice and presented them with an award named after the late Beattie Feathers, a Deacon assistant coach from 1961 until 1977. Feathers, an All-America football player at Tennessee, played professional football from 1934 to 1937 as a member of the Chicago Bears. He was an All-Pro player his rookie season and became the first player in NFL history to rush for 1,000 yards in a single season. He is a member of the National College Football Hall of Fame. Feathers died in March of 1979.

1981	David Richmond
1982	Pierre Brown
1983	Ira McKeller (off.)

ARNOLD PALMER AWARD

Wake Forest's annual male "Athlete of the Year" award is named for the legendary former Demon Deacon golfer. Football players who have received this award include:

1965	Brian Piccolo
1971	Win Headley (co-recipient)
1977	Bill Armstrong
1980	James McDougald
1982	Kenny Duckett
1986	Gary Baldinger
1989	Mike Elkins
1990	Ricky Proehl
1991	Steve Brown
1996	Rusty LaRue
1999	Dustin Lyman
2006	Ryan Plackemeier

DEACONS IN THE NFL DRAFT - BY YEAR

2017

Marquel Lee - Oakland, 5th

2015

Kevin Johnson - Houston, 1st

2014

Michael Campanaro - Baltimore, 7th

2013

Tommy Bohanon - NY Jets, 7th

2012

Chris Givens - St. Louis, 4th
Kyle Wilber - Dallas, 4th
Joe Looney - San Francisco, 4th
Josh Bush - NY Jets, 6th

2010

Brandon Ghee - Cincinnati, 3rd
Chris DeGeare - Minnesota, 5th

2009

Aaron Curry - Seattle, 1st
Alphonso Smith - Denver, 2nd
Chip Vaughn - New Orleans, 4th
Stanley Arnoux - New Orleans, 4th

2008

Jeremy Thompson - Green Bay, 4th
Kenneth Moore - Detroit, 5th
Steve Justice - Indianapolis, 6th

2007

Josh Gattis - Jacksonville, 5th
Steve Vallos - Seattle, 7th

2006

Ryan Plackemeier - Seattle, 7th

2005

Eric King - Buffalo, 5th

2003

Calvin Pace - Arizona, 1st (18th overall)
Ovie Mughelli - Baltimore, 4th
Montique Sharpe - Kansas City, 7th

2000

Fred Robbins - Minnesota, 2nd
Dustin Lyman - Chicago, 3rd
Reggie Austin - Chicago, 4th

1999

Desmond Clark - Denver, 6th

1993

Ben Coleman - Arizona, 2nd
John Henry Mills - Houston, 5th
Michael McCrary - Seattle, 7th

1990

Ricky Proehl - Arizona, 3rd
Tony Mayberry - Tampa Bay, 4th

1989

David Braxton - Minnesota, 2nd
Mike Elkins - Kansas City, 2nd
A.J. Greene - NY Giants, 9th

1988

Greg Scales - New Orleans, 5th
Darryl McGill - Washington, 8th

1987

Paul Kiser - Atlanta, 6th
Greg Harris - Green Bay, 9th

1986

Gary Baldinger - Kansas City, 9th
Tony Garbarczyk - Buffalo, 11th

1985

Harry Newsome - Pittsburgh, 8th
Ronnie Burgess - Green Bay, 10th

1982

Kenny Duckett - New Orleans, 3rd
Richard Baldinger - NY Giants, 10th

1981

Bill Ard - NY Giants, 8th
Carlos Bradley - San Diego, 11th

1980

Syd Kitson - Green Bay, 3rd

1978

Larry Tearry - Detroit, 5th
Steve Young - Houston, 10th

1977

Bill Armstrong - Cleveland, 8th
Dave LaCrosse - Pittsburgh, 10th

1974

Chuck Ramsey - New England, 6th
Clayton Heath - Miami, 13th

1973

Ken Garrett - St. Louis, 8th

1972

Ed Bradley - Pittsburgh, 4th

1971

Win Headley - Green Bay, 8th

1970

Ed George - Pittsburgh, 4th

1969

Fred Summers - Cleveland, 4th

1968

Ed Grant - Baltimore, 2nd

1967

Lynn Nesbitt - Chicago, 14th
John Snow - New Orleans, 15th

1965

Karl Sweetan - Detroit, 18th

1962

Bill Hull - Chicago, 3rd

1961

Norm Snead - Washington, 1st
Bob McCreary - San Francisco, 5th

1960

Pete Manning - Chicago Bears, 8th

1958

George Johnson - Pittsburgh, 20th
Frank Thompson - Cleveland, 26th

1957

Bill Barnes - Philadelphia, 2nd
John Ladner - San Francisco, 24th
John Niznik - Philadelphia, 29th

1956


Nick Consoles - Philadelphia, 18th
Gerry Huth - NY Giants, 24th
John Parham - Philadelphia, 24th
Bob Bartholomew - Cleveland, 39th

DEMON DEACONS IN THE SUPER BOWL

Bill Ard (1)	New York Giants
Gary Baldinger (3)	Buffalo Bills
Ed Bradley (2)	Pittsburgh Steelers
Josh Bush (1)	Denver Broncos
Jim Clack (2)	Pittsburgh Steelers
Desmond Clark (1)	Chicago Bears
George Coghill (2)	Denver Broncos
Thabiti Davis (1)	New York Giants
Jack Dolbin (1)	Denver Broncos
Bob Grant (2)	Baltimore Colts
James Hargrove (1)	Cincinnati Bengals
Michael McCrary (1)	Baltimore Ravens
Ricky Proehl (4)	St. Louis Rams, Carolina Panthers
	Indianapolis Colts
Fred Robbins (1)	New York Giants
Steve Vallos (1)	Denver Broncos
Jay Williams (1)	St. Louis Rams

Winners in bold

Josh Bush
Super Bowl 50 Champion
Denver Broncos



1955

Ed Stowers - New York Giants, 15th
Nick Maravic - Philadelphia, 17th
Lou Hallow - Los Angeles Rams, 26th

1953

Joe Koch - Chicago Bears, 4th
Bob Gaona - Pittsburgh, 5th
Larry Spencer - Detroit, 12th
Tom Donahoe - Chicago Cardinals, 19th
Bill Link - Washington, 20th
Clyde Pickard - Chicago Bears, 25th
Jack Lewis - Chicago Bears, 29th

1952

Bill Miller - Chicago Bears, 11th
Ed Listopad - Chicago Cardinals, 19th
Ed Kissell - Pittsburgh, 30th

1951

Jim Staton - Washington, 2nd
Bill George - Chicago Bears, 2nd
Bill Gregus - Chicago Bears, 9th

1950

Jim Duncan - Cleveland, 9th
Ed Bradley - Chicago Bears, 16th
Tom Palmer - Chicago Cardinals, 17th

1949

Red O'Quinn - Chicago Bears, 3rd
Bernie Hanula - Chicago Cardinals, 6th
Tom Fetzer - New York Giants, 22nd
Jim Lail - Boston, 22nd

1948

Ed Royston - NY Giants, 7th
Jim Duncan - Chicago Bears, 21th
Dick Wedel - Chicago Cardinals, 22nd

1947

Bob Leonetti - Philadelphia, 7th
Red Cochran - Chicago Cardinals, 8th
Nick Sacrinty - Chicago Bears, 15th
Dick Brinkley - New York Giants, 16th
Harry Dowda - Washington, 17th

1946

Elmer Jones - New York Giants, 2nd
Dave Harris - Detroit, 3rd
Pride Ratteree - Chicago Cardinals, 19th

1945

Elmer Barbour - NY Giants, 1st
Nick Sacrinty - Chicago Bears, 15th
Russ Perry - Cleveland Rams, 27th

1944

George Owen - Pittsburgh, 5th
John (Red) Cochran - Chicago Cardinals, 8th
Bill Starford - Chicago Bears, 8th

1943

Pat Preston - Chicago Bears, 15th

1942

John Polanski - Detroit, 11th
Charley Givler - Chicago Cardinals, 13th
Frank Kapriva - Pittsburgh, 20th

1941

Jim Ringgold - Pittsburgh, 4th
John Jett - Detroit, 7th
Tony Gallovich - Cleveland Rams, 8th
John Pendergast - Cleveland Rams, 10th

1940

Rupert Pate - Chicago Cardinals, 20th

1939


Lou Trunzo - Brooklyn, 15th

DEACONS IN THE NFL DRAFT - BY ROUND

WAKE FOREST'S FIRST ROUND NFL DRAFT PICKS



Elmer Barbour
1945
10th Overall Pick



Norm Snead
1961
2nd Overall Pick



Calvin Pace
2003
18th Overall Pick



Aaron Curry
2009
4th Overall Pick



Kevin Johnson
2015
16th Overall Pick

1st Round

2015	Kevin Johnson	Houston	16
2009	Aaron Curry	Seattle	4
2003	Calvin Pace	Arizona	18
1961	Norm Snead	Washington	2
1945	Elmer Barbour	New York Giants	10

2nd Round

2009	Alphonso Smith	Denver	37
2000	Fred Robbins	Minnesota	55
1993	Ben Coleman	Arizona	32
1989	Mike Elkins	Kansas City	32
1989	David Braxton	Minnesota	52
1968	Bob Grant	Baltimore	50
1957	Bill Barnes	Philadelphia	19
1951	Jim Staton	Washington	21
1951	Bill George	Chicago Bears	23
1946	Elmer Jones	New York Giants	15

3rd Round

2010	Brandon Ghee	Cincinnati	96
2000	Dustin Lyman	Chicago	87
1990	Ricky Proehl	Arizona	58
1982	Kenny Duckett	New Orleans	68
1980	Syd Kitson	Green Bay	61
1962	Bill Hull	Chicago Bears	35
1949	Red O'Quinn	Chicago Bears	31
1946	Dave Harris	Detroit	38

4th Round

2012	Chris Givens	St. Louis	96
2012	Kyle Wilber	Dallas	113
2012	Joe Looney	San Francisco	117
2009	Chip Vaughn	New Orleans	116
2009	Stanley Arnoux	New Orleans	118
2008	Jeremy Thompson	Green Bay	102
2003	Ovie Mughelli	Baltimore	134
2000	Reggie Austin	Chicago Bears	125
1990	Tony Mayberry	Tampa Bay	108
1972	Ed Bradley	Pittsburgh	88
1970	Ed George	Pittsburgh	80
1969	Fred Summers	Cleveland Browns	98
1953	Joe Koch	Chicago Bears	41
1941	Jim Ringgold	Pittsburgh	27

5th Round

2017	Marquel Lee	Oakland	168
2010	Chris DeGeare	Minnesota	161
2008	Kenneth Moore	Detroit	136
2007	Josh Gattis	Jacksonville	150
2005	Eric King	Buffalo	156
1993	John Henry Mills	Houston	131
1988	Greg Scales	New Orleans	112
1978	Larry Tearry	Detroit	109
1962	Bill Hull	Dallas Texans	
1961	Norm Snead	Buffalo	
1961	Bob McCreary	San Francisco	65
1953	Bob Gaona	Pittsburgh	53
1944	George Owen	Pittsburgh	41

6th Round

2012	Josh Bush	NY Jets	187
2008	Steve Justice	Indianapolis	201
1999	Desmond Clark	Denver	179
1987	Paul Kiser	Atlanta	153
1974	Chuck Ramsey	New England	141
1949	Bernie Hanula	Chicago Cardinals	120

7th Round

2014	Michael Campanaro	Baltimore	218
2013	Tommy Bohanon	NY Jets	215
2007	Steve Vallos	Seattle	232
2006	Ryan Plackemeier	Seattle	239
2003	Montique Sharpe	Kansas City	230
1993	Michael McCrary	Seattle	170
1968	Ken Henry	St. Louis	177
1948	Ed Royston	New York Giants	75
1947	Bob Leonetti	Philadelphia	71
1941	John Jett	Detroit	55

8th Round

1988	Darryl McGill	Washington	221
1986	Topper Clemons	Dallas	212
1985	Harry Newsome	Pittsburgh	214
1981	Bill Ard	New York Giants	221
1977	Bill Armstrong	Cleveland	213
1973	Ken Garrett	St. Louis	188
1971	Win Headley	Green Bay	193
1960	Pete Manning	Chicago Bears	93
1944	John (Red) Cochran	Chicago Cardinals	66
1944	Bill Starford	Chicago Bears	95
1941	Tony Gallovich	Cleveland Rams	64

9th Round

1989	A.J. Greene	New York Giants	245
1987	Gregg Harris	Green Bay	228
1986	Gary Baldinger	Kansas City	229
1951	Bill Gregus	Chicago Bears	108
1950	Jim Duncan	Cleveland Rams	117
1947	Bob Leonetti	San Francisco	70

10th Round

1985	Ronnie Burgess	Green Bay	266
1982	Richard Baldinger	New York Giants	270
1978	Steve Young	Houston	266
1977	Dave LaCrosse	Pittsburgh	271
1941	John Pendergast	Cleveland Rams	84

11th Round

1986	Tony Garbarczyk	Buffalo	278
1981	Carlos Bradley	San Diego	300
1952	Bill Miller	Chicago Bears	128
1942	John Polanski	Detroit	95

12th Round

1953	Larry Spencer	Detroit	145
------	---------------	---------	-----

13th Round

1974	Clayton Heath	Miami	338
1942	Carl Givler	Chicago Cardinals	114

14th Round

1967	Lynn Nesbitt	Chicago Bears	351
------	--------------	---------------	-----

15th Round

1967	John Snow	New Orleans	368
1962	Kent Martin	Chicago Bears	203
1955	Ed Stowers	New York Giants	176
1945	Nick Sacrinty	Chicago Bears	172
1943	Pat Preston	Chicago Bears	159
1939	Lou Trunzo	Brooklyn	135

16th Round

1950	Ed Bradley	Chicago Bears	206
1949	Red O'Quinn	Baltimore	121
1947	Dick Brinkley	New York Giants	164

17th Round

1961	Wayne Wolff	Buffalo	129
1955	Nick Maravic	Philadelphia	201
1950	Tom Palmer	Chicago Cardinals	217
1947	Harry Dowda	Washington	168

18th Round

1965	Karl Sweetan	Detroit	249
1956	Nick Consoles	Philadelphia	209

19th Round

1953	Tom Donahoe	Chicago Cardinals	220
1952	Ed Listopad	Chicago Cardinals	219
1946	Pride Ratteree	Chicago Cardinals	171

20th Round

1958	George Johnson	Pittsburgh	236
1953	Bill Link	Washington	232
1942	Frank Kapriva	Pittsburgh	181
1940	Rupert Pate	Chicago Cardinals	181

21st Round

1962	Kent Martin	Dallas Texans	203
1948	Jim Duncan	Chicago Bears	212

22nd Round

1949	Tom Fetzter	New York Giants	213
1949	Jim Lail	Boston	215
1948	Dick Wedel	Chicago Cardinals	225

24th Round

1957	John Ladner	San Francisco	284
1956	John Parham	Philadelphia	281
1956	Gerry Huth	New York Giants	285
1948	Nick Ognovich	New York Yankees	168

25th Round

1953	Clyde Pickard	Chicago Bears	294
1949	Bernie Hanula	Buffalo	170

26th Round

1958	Neil MacLean	Philadelphia	304
1958	Frank Thompson	Cleveland	312
1955	Lou Hallow	Los Angeles Rams	307

27th Round

1961	Bob Allen	Buffalo	
1945	Russ Perry	Cleveland	220

29th Round

1957	John Niznik	Philadelphia	338
1953	Jack Lewis	Chicago Bears	342
1949	George Pryor	Baltimore	188

30th Round

1956	Bob Bartholomew	Cleveland	360
1952	Ed Kissell	Pittsburgh	354

DEACONS IN THE PROS

Jon Abbate
% California Redwoods (2009)
% Sacramento Mtn. Lions (2010)

Jason Anderson
^ Rhein Fire (2006)

Bill Ard
(8th round)
New York Giants (1981-88)
Green Bay Packers (1989-91)

Stanley Arnoux
(4th round)
New Orleans (2009-11)

Reggie Austin
(4th round)
Chicago Bears (2000-02)
^ Frankfurt Galaxy (2006)
+ Chicago Fire (2009)

Gary Baldinger
(9th round)
Kansas City Chiefs (1986-88)
Indianapolis Colts (1989-90)
Buffalo Bills (1990-92)

Richard Baldinger
(10th round)
New York Giants (1982-83)
Kansas City Chiefs (1983-92)
New England Patriots (1993)

Josh Banks
New York Giants (2017)

Elmer Barbour
(1st round)
New York Giants (1945)

Chris Barclay
^ Berlin Thunder (2006)
Tennessee Titans (2007)
New Orleans Saints (2007)
Atlanta Falcons (2008)
% New York Sentinels (2009)

Bill Barnes
(2nd round)
Philadelphia Eagles (1957-61)
Washington Redskins (1962-63)
Minnesota Vikings (1965-66)

Tommy Bohanon
(7th round)
NY Jets (2013-16)
Jacksonville Jaguars (2017)

D.J. Boldin
Montreal Alouettes (2009)
Toronto Argonauts (2010-11)

Nate Bolling
^ Scottish Claymores (2003)
+ Nashville Kats (2009)

Carlos Bradley
(11th round)
San Diego Chargers (1981-85)
Philadelphia Eagles (1987)

Ed Bradley
(16th round)
Chicago Bears (1950, 1952)

Ed Bradley
(4th round)
Pittsburgh Steelers (1972-75)
Seattle Seahawks (1976)
San Francisco 49ers (1977-78)

Kellen Brantley
^ Frankfurt Galaxy (2005)
Buffalo Bills (2005)

David Braxton
(2nd round)
Minnesota Vikings (1989-90)
Phoenix Cardinals (1990-93)
Cincinnati Bengals (1994)

KJ Brent
Oakland Raiders (2016-17)

James Brim
Minnesota Vikings (1987)

Thomas Brown
New Orleans Saints (2017)

Steve Brown
Hamilton Tiger-Cats (1991)

Ronnie Burgess
(10th round)
Green Bay Packers (1985)

Josh Bush
(6th round)
New York Jets (2012-14)
Buffalo Bills (2015)
Denver Broncos (2014-15)

Michael Campanaro
(7th round)
Baltimore Ravens (2014-17)

Brandon Chubb
Detroit Lions (2016-17)

Tyson Clabo
Denver Broncos (2004-05)
San Diego Chargers (2005)
New York Giants (2004)
Miami Dolphins (2005-06)
Atlanta Falcons (2006-12)
Miami Dolphins (2013)
Houston Texans (2014)

Jim Clack
Pittsburgh Steelers (1971-77)
New York Giants (1978-81)

Desmond Clark
(6th round)
Denver Broncos (1999-01)
Miami Dolphins (2002)
Chicago Bears (2003-11)

Topper Clemons
Philadelphia Eagles (1987)

Red Cochran
(8th round)
Chicago Cardinals (1947-50)

George Coghill
New Orleans Saints (1993)
Denver Broncos (1998-02)

Steve Colavito
Philadelphia Eagles (1975)

Ben Coleman
(2nd round)
Arizona Cardinals (1993-95)
Jacksonville Jaguars (1995-99)
San Diego Chargers (2000)
Washington Redskins (2001)

Michael Collins
^ Amsterdam Admirals (2003)
+ Rome Renegades (2006)

Clement Crabtree
Detroit Lions (1940-41)

Aaron Curry
(1st round)
Seattle Seahawks (2009-11)
Oakland Raiders (2011-12)
New York Giants (2013)

Chris Davis
Montreal Alouettes (2006)
New York Jets (2007)

Fabian Davis
Tampa Bay Buccaneers (2003-04)
Arizona Cardinals (2005)



Michael Campanaro
Baltimore Ravens

Thabiti Davis
New York Giants (2000-01)
+ New Orleans Voo Doo (2005)
+ Columbus Destroyers (2006)
+ Las Vegas Gladiators (2009)

Rick Decker
San Francisco 49ers (1968)

Jammie Deese
+ Carolina Cobras (2001)

Chris DeGeare
(5th round)
Minnesota Vikings (2010-11)
Tennessee Titans (2012)
New York Giants (2013)

Phil Denfeld
* Arizona Wranglers (1983)

Dan Dever
British Columbia Lions (1972)

Jack Dolbin
Denver Broncos (1975-79)

Harry Dowda
(17th round)
Washington Redskins (1949-53)
Philadelphia Eagles (1954-55)

Kenny Duckett
(3rd round)
New Orleans Saints (1982-85)
Dallas Cowboys (1985)

Jim Duncan
(9th round/Cleveland)
New York Giants (1950-53)

Marshall Edwards
Brooklyn Dodgers (1943)

Mike Elkins
(2nd round)
Kansas City Chiefs (1989)
Cleveland Browns (1991)
Houston Oilers (1992)

Clark Gaines
New York Jets (1976-80)
Kansas City Chiefs (1981-82)

Tony Gallovich
(8th round)
Cleveland Rams (1941)

Bob Gaona
(5th round)
Pittsburgh Steelers (1953-56)
Philadelphia Eagles (1957)

Tony Garbarczyk
New York Jets (1987)

Josh Gattis
(5th round)
Chicago Bears (2007)

Bill George
(2nd round)
Chicago Bears (1952-65)
Los Angeles Rams (1966)

Ed George
(4th round/Pittsburgh)
Montreal Alouettes (1970-74)
Baltimore Colts (1975)
Philadelphia Eagles (1976-78)
Hamilton Tiger-Cats (1979-80)

Brandon Ghee
(3rd round)
Cincinnati Bengals (2010-13)
San Diego Chargers (2014)
Tennessee Titans (2014)
Cincinnati Bengals (2015)

Chris Givens
(4th round)
St. Louis Rams (2012-15)
Baltimore Ravens (2015)
Philadelphia Eagles (2016)

Bob Grant
(2nd round)
Baltimore Colts (1968-70)
Washington Redskins (1971)

Maurice Gravely
Baltimore Stallions (1995)

A.J. Greene
(9th round)
New York Giants (1991)

Randy Halsall
Winnipeg Blue Bombers (1974-77)
Montreal Alouettes (1978)
Ottawa Rough Riders (1978)
Hamilton Tiger-Cats (1979-80)

Steve Hammond
* New Jersey Generals (1983)
* Memphis Showboats (1984-85)
New York Jets (1988)

James Hargrove
Cincinnati Bengals (1981)
* Michigan Panthers (1983)
* Boston Breakers (1983)
Green Bay Packers (1987)

Josh Harris
Pittsburgh Steelers (2014-15)
#BC Lions (2016-17)

Hasan Hazime
Hamilton Tiger-Cats (2013-15)
Saskatchewan Roughriders (2016)
Edmonton Eskimos (2017)

Clayton Heath
(13th round/Miami)
Buffalo Bills (1976)
Miami Dolphins (1976)

Win Headley
Montreal Alouettes (1972)

Bill Hull
(5th round/AFL)
+ Dallas Texans (1962)

Gerry Huth
(24th round)
New York Giants (1956)
Philadelphia Eagles (1959-60)
Minnesota Vikings (1961-63)

Justin Jackson
DET/MIN/CIN/WAS/OAK (2014)
Dallas Cowboys (2015)

John Jett
(7th round)
Detroit Lions (1941)

Kevin Johnson
(1st round)
Houston Texans (2015-17)

Elmer Jones
(2nd round)
Buffalo Bisons (1946)
Detroit Lions (1947-48)

Steve Justice
(6th round)
Indianapolis Colts (2008-09)
% New York Sentinels (2009)

Blake Lingruen
Detroit Lions (2005)

Jim Kemp
Sacramento Gold Miners
(1994-95)

Eric King
(5th round)
Buffalo Bills (2005-06)
Tennessee Titans (2006-08)
Detroit Lions (2009-11)

Paul Kiser
Detroit Lions (1987)

Ed Kissell
(30th round)
Pittsburgh Steelers (1952, 1954)

Syd Kitson
(3rd round)
Green Bay Packers (1980-81,
1983-84)
Dallas Cowboys (1984)

Dave Lacrosse
(10th round)
Pittsburgh Steelers (1977)

Ed Listopad
(19th round)
Chicago Cardinals (1952)

John Leach
British Columbia Lions (1995)

DEACONS IN THE PROS

Marquel Lee
(5th round)
Oakland Raiders (2017)

Joe Looney
(4th round)
San Francisco 49ers (2012-15)
Tennessee Titans (2015)
Dallas Cowboys (2016-17)

Dustin Lyman
(3rd round)
Chicago Bears (2000-04)

James MacPherson
+ Green Bay Blizzard (2006)
+ Grand Rapids Rampage (2008-09)

Pete Manning
(8th round)
Chicago Bears (1960-61)

Tony Mayberry
(4th round)
Tampa Bay Buccaneers (1990-99)

Michael McCrary
(7th round)
Seattle Seahawks (1993-96)
Baltimore Ravens (1997-03)

Bob McCreary
(5th round/San Francisco)
+ Dallas Texans (1961-62)
Calgary Stampeders (1963)

Marcus McGruder
Montreal Alouettes (2006)

Gil Meyers
Baltimore Colts (1947)

Maurice Miller
Sacramento Gold Miners (1994)
San Antonio Texans (1995)
Edmonton Eskimos (1996-97)

John Henry Mills
(5th round)
Houston Oilers (1993-96)
Oakland Raiders (1997-98)
Minnesota Vikings (1999)

Kenneth Moore
(5th round)
Detroit Lions (2008)
Carolina Panthers (2008-10)

Mark Moroz
Toronto Argonauts (2004-05)
Hamilton Tiger-Cats (2006)

Kelvin Moses
New York Jets (2001-02)

Ovie Mughelli
(4th round)
Baltimore Ravens (2003-06)
Atlanta Falcons (2007-12)

Harry Newsome
(8th round)
Pittsburgh Steelers (1985-89)
Minnesota Vikings (1990-93)

Jerome Nichols
Washington Redskins (2005)
^ Frankfurt Galaxy (2006)
Green Bay Packers (2006)
+ Philadelphia Soul (2009)

Merrill Noel
Buffalo Bills (2015)

Chibukem (Kenny) Okoro
San Diego Chargers (2013)
+ San Jose Sabercats (2014)
Washington Redskins (2014)

John "Red" O'Quinn
(3rd round)
Chicago Bears (1950-51)
Philadelphia Eagles (1951)
Montreal Alouettes (1952-59)

Calvin Pace
(1st round)
Arizona Cardinals (2003-07)
New York Jets (2009-15)

Tom Palmer
(17th round/Chicago Cardinals)
Pittsburgh Steelers (1953-54)

James Parker
Edmonton Eskimos (1979-83)
British Columbia Lions (1984-89)
Toronto Argonauts (1990-91)

Rupert Pate
(20th round)
Chicago Cardinals (1940)
Philadelphia Eagles (1942)

Kevin Patterson
+ Amarillo Venom (2009)

John Pendergast
Cleveland Rams (1941)

Matt Petz
Montreal Alouettes (2000-03)
Hamilton Tiger-Cats (2004)

Brian Piccolo
Chicago Bears (1966-69)

Ryan Plackemeier
(7th round)
Seattle Seahawks (2006-08)
Washington Redskins (2008)

John Polanski
Detroit Lions (1942)
Los Angeles Dons (1946)

Pat Preston
(15th round)
Chicago Bears (1946-49)

Ricky Proehl
(3rd round)
Arizona Cardinals (1990-94)
Seattle Seahawks (1995-96)
Chicago Bears (1997)
St. Louis Rams (1998-02)
Carolina Panthers (2003-05)
Indianapolis Colts (2006)

Cyhl Quarles
New England Patriots (2012)

Chuck Ramsey
(6th round/New England)
New York Jets (1977-84)

Walter Rasby
Pittsburgh Steelers (1994)
Carolina Panthers (1995-97)
Detroit Lions (1998-00)
Washington Redskins (2001-02)
New Orleans Saints (2003)
Washington Redskins (2004)

Bryan Ray
^ Frankfurt Galaxy (2002-03)
+ Carolina Cobras (2004)
+ Columbus Destroyers (2005)
+ Las Vegas Gladiators (2006)
+ Grand Rapids Rampage (2009)

Fred Robbins
(2nd round)
Minnesota Vikings (2000-03)
New York Giants (2004-09)
St. Louis Rams (2010-11)

Boo Robinson
Philadelphia Eagles (2010)
Buffalo Bills (2010-11)

Ed Royston
(7th round)
New York Giants (1948-49)

Anthony Rubino
Detroit Lions (1943, 1946)

Nick Sacrinty
(15th round)
Chicago Bears (1947)

Ben Sankey
Calgary Stampeders
(2000-02)
Houston Texans (2002)
+ Chicago Slaughter (2010)

Greg Scales
(5th round)
New Orleans Saints (1988-91)

Montique Sharpe
(7th round)
Kansas City Chiefs (2003)

Alphonso Smith
(2nd round)
Denver Broncos (2009-10)
Detroit Lions (2010-12)

Norm Snead
(1st round)
Washington Redskins (1961-63)
Philadelphia Eagles (1964-70)
Minnesota Vikings (1971)
New York Giants (1972-74, 76)
San Francisco 49ers (1974-75)

D'Angelo Solomon
Toronto Argonauts (1998)

Jim Staton
(2nd round)
Washington Redskins (1951)
Montreal Alouettes (1952-56)

John Stone
Indianapolis Colts (2002)
Oakland Raiders (2003-05)
New England Patriots (2006)

Fred Summers
(4th round)
Cleveland Browns (1969-71)

Riley Swanson
+ Arizona Rattlers (2009-10)
+ Tampa Bay Storm (2011-12)

Karl Sweetan
(18th round/Detroit)
Toronto Argonauts (1964)
Detroit Lions (1966-67)
New Orleans Saints (1968)
Los Angeles Rams (1969-70)

Larry Tearry
(5th round)
Detroit Lions (1978-79)

Jeremy Thompson
(4th round)
Green Bay Packers (2008-09)

Zach Thompson
New York Jets (2014)
Denver Broncos (2014)
Baltimore Ravens (2015)

Jyles Tucker
San Diego Chargers (2007-11)
Carolina Panthers (2012)

Steve Vallos
(7th round)
Seattle Seahawks (2007-10)
Cleveland Browns (2010-11)
Philadelphia Eagles (2011-12)
Jacksonville Jaguars (2012)
Denver Broncos (2013)

Chip Vaughn
(4th round)
New Orleans (2009-10)
Indianapolis Colts (2010)
Saskatchewan Roughriders (2013)

Jay Venuto
* Birmingham Stallions (1983)
Baltimore Colts (1984)

Brad Watson
Los Angeles Chargers (2017)

Dick Wedel
Chicago Cardinals (1948)

Nikita Whitlock
Cincinnati Bengals (2014)
Dallas Cowboys (2014)
New York Giants (2014-16)

Kyle Wilber
(4th round)
Dallas Cowboys (2012-17)

Jay Williams
Los Angeles Rams (1994)
St. Louis Rams (1995-99)
Carolina Panthers (2000-01)
Miami Dolphins (2002-04)

Quintin Williams
Miami Dolphins (2004)

Wayne Wolff
(17th round/AFL)
Buffalo Bills (1961)

David Zadel
Dallas Cowboys (1998)

Joe Zelenka
San Francisco 49ers (1999)
Washington Redskins (2000)
Jacksonville Jaguars (2001-09)
Atlanta Falcons (2010-12)

Key:
^ NFL Europe
+ Arena League
CFL
* USFL
% UFL



ALL-STAR GAMES

BLUE-GRAY CLASSIC

1939 Rupert Pate
 1940 Tony Gallovich
 1942 Pat Preston
 1944 George Owen
 1945 Dick Foreman
 1946 Red Cochran
 1947 Ray Clark
 Nick Ognovich
 1957 George Johnson
 1959 Pete Manning
 Neil MacLean
 1960 Bobby Allen
 Wayne Wolff
 Norm Snead
 1961 Bill Hull
 Alan White
 1964 Brian Piccolo
 1971 Ed Stetz
 1972 Ken Garrett
 1973 Chuck Ramsey
 1976 Dave LaCrosse
 1980 Jay Venuto
 Carlos Bradley
 1982 Phil Denfeld
 1983 Gary Schofield
 1986 Paul Kiser
 Tim Morrison
 1987 Darryl McGill
 Greg Scales
 1988 A. J. Greene
 David Braxton
 1989 Ricky Proehl
 Tony Mayberry
 Rod Ferguson
 1993 Todd Dixon
 Jay Williams
 1994 Eddie McKeel
 1995 Tucker Grace
 1998 Desmond Clark
 Brian Kuklick
 2001 Nate Bolling
 Michael Collins
 John Stone
 2003 Kellen Brantley
 Mark Moroz
 Quintin Williams

CASINO DEL SOL ALL-STAR GAME

2011 Josh Bush

COACHES ALL-AMERICAN CLASSIC

1965 Brian Piccolo

COLLEGE ALL-STAR GAME

2014 Whit Barnes
 2014 Tanner Price

EAST-WEST SHRINE CLASSIC

1947 Nick Sacrinty (MVP)
 1968 Fred Summers
 1971 Ed Bradley
 1973 Chuck Ramsey
 1977 Bill Armstrong
 1978 Larry Tearry
 1981 Jay Venuto
 1987 Paul Kiser
 1989 Mike Elkins
 1990 Tony Mayberry
 Ricky Proehl
 1992 Marvin Mitchell
 2000 Dustin Lyman
 2001 Bryan Ray
 2004 Tyson Clabo
 2006 Ryan Plackemeier
 2007 Steve Vallos
 2008 Nick Jarvis
 2009 Chris DeGeare
 2012 Kyle Wilber
 2014 A.J. Marshall
 2017 Marquel Lee
 2017 Brad Watson

NFLPA COLLEGIATE BOWL

2013 Terence Davis
 2016 Tylor Harris

GRIDIRON CLASSIC

1998 Desmond Clark
 Brian Kuklick
 Montique Sharpe
 2002 Jason Anderson
 2004 Eric King

HULA BOWL

1977 Bill Armstrong
 1978 Larry Tearry
 1980 Bill Ard
 1999 Dustin Lyman
 2001 Michael Collins
 2003 Mark Moroz
 2008 Kenneth Moore
 Nick Jarvis

INTA JUICE ALL-STAR CLASSIC

2007 Nate Morton

JAPAN BOWL

1977 Bill Armstrong
 1978 Larry Tearry
 1980 Syd Kitson
 1982 Kenny Duckett
 1992 Ben Coleman
 George Coghill

LAS VEGAS ALL-AMERICAN CLASSIC

1950 Jim Duncan
 2005 Chris Barclay

LIONS AMERICAN BOWL

1971 Steve Bowden
 1971 Ed Stetz
 1971 Nick Vrhovac

MEDAL OF HONOR BOWL

2014 Mike Olson
 Kristopher Redding
 Nikita Whitlock

2015 Zachary Allen
 Merrill Noel

NORTH-SOUTH (MIAMI)

1951 Bill George
 1952 Jack Lewis
 1952 Joe Koch
 1956 Bill Barnes (MVP)
 1959 Nick Patella
 1969 Ed George

SENIOR BOWL

1950 Jim Duncan
 Red O'Quinn
 1951 Bob Auffarth
 Jim Staton
 1953 Jack Lewis
 1961 Norm Snead (MVP)
 1972 Ed Bradley
 1981 Bill Ard
 Jay Venuto
 1986 Paul Kiser
 1988 Greg Scales
 1989 David Braxton
 Mike Elkins
 1993 Ben Coleman
 2000 Reggie Austin
 Fred Robbins
 2002 Ovie Mughelli
 Calvin Pace
 2007 Josh Gattis
 2008 Steve Justice
 Jeremy Thompson
 2009 Aaron Curry
 Alphonso Smith
 Chip Vaughn
 2010 Brandon Ghee
 2012 Joe Looney
 2013 Tommy Bohanon
 2014 Michael Campanaro

TEXAS VS. THE NATION (EL PASO)


2007 Patrick Ghee
 2013 Chibuikem Okoro

TROPICAL BOWL

2016 KJ Brent
 2017 Thomas Brown

RETIRED NUMBERS

NORM SNEAD



#16

BILL ARMSTRONG



#19

BRIAN PICCOLO




#31

BILL BARNES



#33

BILL GEORGE



#47

LETTERWINNERS

A	Jon Abbate J.A. Abernethy James Adams Josh Adams Greg Adkins Mark Agientas Steven Ainsworth Chad Alexander Dick Alford Forest Allen Bob Allen Boyd Allen Lee Allen Tom Allen Zach Allen Ryan Alston Louis Altobelli Fred Amon Howard Anderson Dominic Anderson Jason Anderson Mark Anderson Ray Anderson Ryan Anderson Tom Anderson Andrews Bryan Andrews Micah Andrews Fred Angerman Herb Appenzeller Nick Arcaro Bill Ard Charles Argenzio Jamaal Argrow Bill Armstrong Frank Armstrong Frank Armstrong John Armstrong Stanley Arnoux Eddie Arrington Mike Arthur Johnny Artis Tyler Ashe Ed Atkinson Bob Auffarth Dionte Austin Josh Austin Reggie Austin Reggie Avery J.H. Aydlett J.S. Ayres Vince Azzolina	2004-06 1912-14 2003-05 2007-10 2002-05 1987-88 1989-91 1995-97 1944 1934-36 1958-60 1946-47 1972-74 1999 2011-12, 2014 1991-92 1986, 88-89 1943-44 1936-37 2002, 04-05 2001-04 1975 1980 2015-16 1972 1889 2003-06 2004-07 1967-69 1945 1971-72 1977-80 2013, 2015-16 1999, 2002 1973-76 1977 1918, '20, '21-22, '24 2013-14, 16 2005-08 1966-68 1971, 73-74 1985, 87 1998-01 1966 1948-50 2015-16 1991 1996-99 1992-93 1910 1927 1998-01	LB Powder Springs, GA C Matthews, NC LB Durham, NC RB Cary, NC OG Lakeland, FL DL Cape Coral, FL OL Williamsburg, VA FB Coppell, TX G Laurinburg, NC FB Warwick, VA RE Shelby, NC C Fayetteville, NC LB Pottsville, PA OLB Pahokee, FL DL Chapel Hill, NC OT Brookville, MD Charlotte, NC SS Hollywood, FL WR Charlotte, NC OT Gainesville, FL NG Tinley Park, IL 2015-16 T Burgaw, NC RG Lima, OH DE Duluth, GA RB Monongahela, PA B Summerfield, NC DB Princeton, NJ OG Watchung, NJ FB Richmond, VA LB Savannah, GA QB Randolph, NJ DT Philadelphia, PA E Hobgood, NC FL Orlando, FL FL Sunrise, FL FL Winston-Salem, NC OG Baltimore, MD FB Faison, NC PK Shelby, NC OG Charlotte, NC RG Baltimore, MD CB Baltimore, MD DL Baltimore, MD DB Atlanta, GA OL Columbia, SC OG Elizabeth City, NC HB Forest City, NC C Easton, PA	Levern Belin Warren Belin Nick Belis Tyler Bell Richard Belton Nick Bender Doug Benfield Terry Bennett Tim Bennett Brad Benson Jit Benton Jake Benzing Steve Bernardo Joe Berra Eric Berry Scott Betros George Betters Carl L. Betts Gilbert Billings Joe Birdsong Cornelius Birgs Spencer Bishop Paris Black Carroll Blackberry Stonevall Jackson Blackmon Terry Blanch Felix A. Blanchard Rhett Blanchard Perry Bland James Bland Chris Blank Blankenship George Blanton John Blanton Mike Blasiele R. Presley Blevins Daniel Blicht Blizzard Bill Bobbora Tommy Bohanon Demir "D.J." Boldin Devin Bolling Nathan Bolling Bob Bollinger Joe Bonecutter Nelson Bonilla Arna Bontemps Dred Booe Ramon Booi Durwood Bostic Steve Bowden Henry Bowers Clarence Boyles John Parks Boylin Steve Bozarth Dick Boziano Caron Bracy Carlos Bradley Dan Bradley Ed Bradley, Jr. Ed Bradley, Jr. Jim "Chief" Bradley Ralph Brandeweide S.O. Brandon Kellen Brantley Rob Brassell Darrell Braswell Tommy Brawley David Braxton Warren Braxton Dean Brendel Bob Brenner Matthew Brennie K.J. Brent Charles Brewer Gunter Brewer Ralph Brewster Ken Bridges Wally Bridwell James Brim Matthew Brim Bob Brincefield Richard "Rock" Brinkley Chip Brinkman Ryan Britt D.R. Britton T.C. Britton Tryg Brody Jeff Brogren Leon Brogdon Larry Brooks Cliff Brookshire Alex Brown Bill Brown Devon Brown Donnie Brown Dwayne Brown Greg Brown	1988-90 1987-90 1948-49 2015-16 2005-08 1997-00 1973-75 1970-71 1999-02 1987-89 1928-30 2016 1976-77 1963-65 2005-06 2009-12 1944 1909-11 1911-14 2006-09 2002-04 2010-13 2016 1948-50 1913-15 1978-79 1917-19 1991-94 1938 1952-53 1997-00 1916 1889-92 1944-46 1967 1911 2011 1916 1969-71 2009-12 2005, 07-08 2010, 2012 1998-01 1944 1958-60 1993 1992 1990-93 2009-11 1931-33 1969-71 1920-21 1924 1927 1933 1919, 1921 1962 1968-70 2001-04 1978-80 1999 1946-49 1969-71 1930-32 1962-63 1921 2000-03 1977-79 1994-95 1962, 64-65 1986-88 2002-04 1973 1966, 68-69 1999-01 2015 1961 1985-86 1955-57 1950-52 1961-62 1983-86 2004-07 1953-54 1944-46 2005-08 2009-10 1892 1911-12 1988-91 1942, 1946-47 1930-31 1956-57 1953-54 1977, 79-81 1967-68 2008-10 1971-72 1988, 90 1979-80	LB Marshville, NC LB Marshville, NC RH Malden, MA RB Mobile, AL FB Chapel Hill, NC LB Nazareth, PA DE Lincolnton, NC DT McDonald, PA C McDonald, PA DB Seneca, SC FB-P-QB Hamlet, NC OT Williamston, MA OT Philadelphia, PA FB Trevorton, PA LB Suffolk, VA LB Jacksonville, FL G McKeesport, PA E Rome, GA HB Raleigh, NC OT Nashville, TN RB Ft. Lauderdale, FL TE Pinehurst, NC DE Fayetteville, NC QB Bessemer, AL T Kershaw, SC OG Claymont, DE T White Castle, LA TE Norcross, GA RH Tillery, NC OG Raleigh, NC OG Sewell, NJ C Shelby, NC OLB Ellenboro, NC T Roanoke, VA T Wilkes Cty, NC OT Gainesville, GA G Chicago, IL FB North Fort Myers, FL WR Pahokee, FL OL Lynchburg, VA DT Swanton, OH C High Point, NC FB Shelby, OH DB South River, NJ DB Hampton, VA DL Winston-Salem, NC DL Jacksonville, FL RB Atkinson, NC E Liberty, NC E Calypso, NC Athens, GA Norwood, NC	Pierre Brown Steve Brown Terrance Brown Thomas Brown Warren Brown John Bruno De'Angelo Bryant John Bryant Rupert Bryan Wesley Bryant John Bryce Ira James "Boolie" Bullard Rusty Bumgardner Joe Bunch Matthew Burdick Drew Burgess Ronnie Burgess Lawrence Burinsky Edgar Burris Chris Burkholder Nick Burney Robert Lee Burns Richard Burr Adam Burrell Fred Burroughs Josh Bush Ed Butler Sam Butler Irvin Byrd Kevin Byrnes	1980, 1982 1987-90 1988-91 2013-16 1941 1943-44 2003, 2005-07 1974-75 1936-37 2003-05 1973-76 1934-35 1987, 89-90 1974-75 1996-99 1977-78 1981-84 1944 1929 1999 2001-03 1889 1974-75 1989 1926-28 2008-11 1948-50 1956-58 1938 1971-72	DB Fayetteville, NC WR Washington, DC DL Ft. Belvoir, VA S Evans, GA E Riverside, NJ RB New Ellenton, SC DB Scotland Neck, NC OT Durham, NC OT Charlotte, NC DT Tulsa, OK G Lumberton, NC OT Kings Mountain, NC K Edenton, NC PK Winston-Salem, NC LB Winston-Salem, NC DB Sumter, SC C Monroeville, PA Albemarle, NC TE Charlotte, NC RB Glen Allen, VA C Winston-Salem, NC DB Franklin, NC E Greensboro, NC DB Lexington, NC LE Winston-Salem, NC LG Morgantown, NC HB Roanoke Rapids, NC TE Peru, IL	1955-56 1998-2000 2015-16 2003-06 1962-64 2013 1942 2010-13 1933 1972 1984 1970 2007 1971 1941-42 1963-65 1961-62 1972-73 1985-86 2016 1955-58 1998-2000 1982 1942 1914 1981-82 1971, 73 2003 1936 2003 1973-74 1976-77 1982-83 2007 1910-13 1972 1915 1973-75 1987-88 1998 1922-24 1969-71 2014 1943 1975-77 1998-99 1983-86 1916 2010-13 1992, 94-96 1994-96 1974-77 2012-14 1932-34 2004 2012-15 2000-03 1970-71 1951-53 1941 1948-49 2000-03 1966-68 1932-34 1995-98 1942 1995-97 1938-42	FB Philadelphia, PA WR Winston-Salem, NC DE Alpharetta, GA TE Montclair, NJ LE Scottsdale, PA QB Jupiter, FL QB Clairton, PA QB Clarksville, MD Fayetteville, NC Rillito, AZ OL Rochester, NY OL Luray, VA RB Fairfax, VA FL Massapequa, NY E Chadbourn, NC HB Palmerton, PA C Aiken, SC QB Leesburg, FL OG Chesapeake, VA RB Advance, NC QB Canton, NC DB Amityville, NY DB Lewisville, NC B Mars Hill, NC High Point, NC OL Timonium, MD OG Roseland, NJ OLB Albemarle, NC ASheville, NC Evanston, IL Lancaster, CA LB Columbia, SC DB Hampton, VA DT Memphis, TN G Holly Springs, NC S Harrisburg, PA Wake County, NC OT River Grove, IL WR New Fairfield, CT WR Grove City, PA G Wadesboro, NC LB Greensboro, NC PK Copeell, TX E Egg Harbor, NJ WR Richmond, VA WR Statesville, NC HB Raleigh, NC OT Frederick, MD FB Fayetteville, NC DB Fayetteville, NC OT Tarboro, NC LB Apex, NC T Lexington, NC Irmo, SC LB Marietta, GA DB Columbus, OH DT Wilkes-Barre, PA RH Dover, NJ E Shinnston, WV LG Ansonia, CT OT Knoxville, TN RT Rocky Mount, NC C Pleasantville, NJ WR Lakeland, FL C Wadesboro, NC OL Ellenwood, GA C Baltimore, MD
----------	---	---	---	---	--	--	---	--	--	--	--

106 #GoDeacs

LETTERWINNERS

Mack Grandy	1945-46	RH	Laurinburg, NC
Fred Grant	1943	B	
Gordon Grant	1929-32	T	Wilmington, NC
Robert Grant	1965-67	LT	Jacksonville, NC
Ken Grantham	1983-85	DB	Goldsboro, NC
Maurice Gravely	1991-94	DB	Norton, VA
Murray Greason	1922-25	HB	Wake Forest, NC
Vince Greco	1972-73	C	Derby, CT
Green	1910	G	Winston-Salem, NC
Robert Byard Green	1910-12	G	Rutherford Cty, NC
BF Green	1934-35		Lexington, NC
Carl Green	1923	G	
Eddie Green	1979-82	DB	Greensboro, NC
Jason Green	2010-11	DB	White Plains, NY
Mike Green	1990-93	PK/P	Greensboro, NC
Sam Green	1962	RH	Roxboro, NC
William A. "Bill" Green	1930-32	E	Pleasantville, NJ
A.J. Greene	1985-88	DB	Hendersonville, NC
Tommy Gregg	1981-82, 84	WR	Winston-Salem, NC
Jim Gregory	1973	RB	Atlanta, GA
Rich Gregory	1972-74	DL	Stamford, CT
Ray Gregson	1929-30	T	Sanford, NC
Bill Gregus	1948-49	RH	Toledo, OH
Stacie Gresham	1994	TB	Newport News, VA
Major Griffey	1993-96	DB	Norton, VA
Bert Griffin	1932, 33	OT	Charlotte, NC
Jeff Griffin	2006-09	OT	Jacksonville, FL
Ken Griffith	1972-73	RB	Bradenton, FL
John Grimes	1962-64	SE	Cooleemee, NC
Ronnie Grinton	1983, 86	RB	Boonville, NC
Sherron Gudger	1992-94	TB	Temple Hills, MD
Abdul Guice	1996-99	LB	Rockledge, FL
Terry Gwinn	1949-51	RH	Dunn, NC

H			
Thurman Hackney	1925-28		Greensboro, NC
Carl Haggard	1947	RH	Norfolk, VA
Tim Hailstock	1991-93	DB	Danville, VA
Malcolm Hairston	1981-84	LB	Bassett, VA
Steve Hale	2002-04	P	Eden, NC
Jim Hall	1955	T	Washington, D.C.
Randy Halsall	1972-73	OT	Toronto, Canada
Lloyd Halvorson	1966-68	LT	McClean, VA
Larry Hambrick	1967-68	LG	Bluefield, WV
Hank Hames	1967	LT	Marietta, GA
Mike Hamlar	2001-03	LB	Roanoke, VA
Steve Hammond	1978, 80-82	LB	North Bellmore, NY
Ken Hemphill	1967-68	C	Thomasville, NC
Charlie Hamrick	1928-29	L	Mooreboro, NC
Earl Hansell	1933		Thomasville, NC
Bernie Hanula	1946-47	E	Vineland, NJ
Joe Happe	1977	C	Jenkintown, PA
Slade Hardee	1932-33	E	Winston-Salem, NC
John Hardin	1971-73	LB	Honolulu, HI
Frank Harding	1944	QB	Canton, NC
Robert Hargette	1927-28		Wingate, NC
James Hargrove	1972	DB	Rocky Mount, NC
Jimmy Hargrove	1977	RB	Smithfield, NC
Frank Harnisch	1977, 79	WR-K	Orland Park, IL
Andy Harper	1964-66	LH	Hialeah, FL
John Harrington	1975	WR	Philadelphia, PA
Bill Harris	1944	E	Warrior, AL
David Harris	1943-46	RE	Statesville, NC
Gregg Harris	1985-86	OL	Norfolk, VA
Jamie Harris	1984-86	QB	Danville, VA
Jim Harris	1943-44	G	Winston-Salem, NC
John Harris	1972-73, 75	DB	Charlotte, NC
Josh D. Harris	2010-13	TB	Duncanville, TX
Josh T. Harris	2013-16	OL	Milton, GA
Kevin Harris	2006-09	RB	Sanford, FL
Lawrence Harris	1922-24, 1927	G	Wake Forest, NC
Morgan Harris	2009-11	DB	Cary, NC
Phil Harris	1941	C	Candor, NC
Trevor Harris	2001, 03	RB	St. Petersburg, FL
Tylor Harris	2012-15	DT	Baton Rouge, LA
Tyree Harris	2013	WR	Marietta, GA
William Albert Harris	1914-16	E	Cherokee County, SC
LaDwaun Harrison	1993-96	TB	Durham, NC
Frank Harsh	1972-75	RB	Blairsville, PA
Gleen Hart	1989, 91-93	DE	Tarboro, NC
Matt Hartford	2009	WR	New Kensington, PA
Bill Harvey	1944	E	Nanticoke, PA
G.N. Harward	1910		Chatham County, NC
Harwood	1910	G	Apex, NC
J.T. Hasty	1933-34		Charlotte, NC
Jim Hatch	1982-83	RB	Annandale, VA
Clyde Hatcher	1933-34		Charlotte, NC
Werner Hauer	1963	LT	Hamilton, OH
Mack Haupt	1977-79	DE	Cary, NC
Ken Hauswald	1965-66	QB	Clark, NJ
Dexter Hawkins	1979-80, 82-83	WR	Atlanta, GA
Frank Hawkins	1969	LB	Willingboro, NJ
Hunter Haynes	2007-10	LB	Ponte Vedra Beach, FL
Philip Haynes	2015-16	OL	Raleigh, NC
Riley Haynes	2009-12	LB	Ponte Vedra Beach, FL
Ty Hayworth	2013-16	OL	Kingsport, TN
Hasan Hazime	2012	DT	Pickering, Ontario
Win Headley	1968-70	DT	Westport, CT
Clayton Heath	1972-73	RB	Roosevelt, NY
Andy Heck	1965-66	FB	North Bergen, NJ

George Heckman	1921	HB	Carlyle, PA
Chad Hedlund	2012-14	PK	Argyle, TX
Bob Heffelfinger	1941	G	Martins Ferry, OH
Gary Hegh	1974	DB	Philadelphia, PA
Cory Helms	2013-14	C	Alpharetta, GA
Jonathan Helms	2001	OG	Roanoke, VA
Bob Hely	1975-77	QB-K	Ft. Lauderdale, FL
Lew Henderson	1972-75	OT	Clinton, SC
Amari Henderson	2016	CB	Charlotte, NC
Doug Henley	1975	P-WR	Rocky Mount, NC
Blake Henry	2000-02	OT	Towson, MD
Ken Henry	1965-67	WE	Greensboro, NC
Don Hensley	1965-67	LG	Winston-Salem, NC
Dan Herring	1957-58	RE	Rocky Mount, NC
John Herlein	1951-54	LH	Arlington, VA
Dave Herrman	1987-89	FB	Pittsburgh, PA
Justin Herron	2015-16	OL	Silver Spring, MD
Dick Hessler	1966-67	LG	Fort Lauderdale, FL
Marc Hester	1977-79	LB	Thomasville, NC
Dave Hettinger	1975-77	OT	Norridge, IL
Stuart Hughes	1972-73	DT	Williamsburg, VA
Melgum Hicks	1930-32	G	Roxboro, NC
Toby Hicks	1928-29	G	Mt. Holly, NC
Highsmith	1910	E	Fayetteville, NC
Harold Hileman	1944	QB	Connellsville, PA
Casey Hill	2008	WR	Memphis, TN
T.B. Hill	1892	G	
Bruce Hillenbrand	1951-53	LH	Arlington, VA
Dean Hillenbrand	1955-56	HB	Arlington, VA
Joe Hinerman	1941	WB	Richmond, VA
Barry Hines	1956-57	LE	Charleston, WV
Tabari Hines	2015-16	WR	Florence, SC
Kendall Hinton	2015	QB	Durham, NC
Don Hipps	1942, 45-47	QB	Canton, NC
Willie "Fipho" Hipps	1929-31	QB	
Michael Hoag	2008-11	OL	Knoxville, TN
Clifton Hobbs	1943-44	T	Hopewell, VA
Joseph Dewey Hobbs	1943-46	T	Wilmington, NC
Jim Hobbs	1965	WE	Harrisburg, PA
Brett Hodges	2006-08	QB	Winter Springs, FL
Mike Hodgson	1980-83	DE	Massillon, OH
Ed Hoey	1947-48	E	Clairton, PA
Rodney Hogue	1987-89	LB	Evington, VA
Jones Holcomb	1993-95	LB	Elkin, NC
Bruce Holding	1911	T	
Royal Holding	1910	T	Wake Forest, NC
William Holding	1911, 14-16	DT	Wake County, NC
Mark Hollenbeck	1996	DT	Palm Beach Gardens, FL
Donald Holliday	1926-27	DL	Scotland Neck, NC
Aubrey Hollifield	1988-91	DB	Kings Mountain, NC
Tony Hollis	1988-91	DB	Kannapolis, NC
Will Hollis	2005-06	WR	Jonesboro, AR
Todd Hollowell	1998-99	OT	Chesapeake, VA
Bill Hollows	1993-95	P/PK	New Bern, NC
Edwin Holman	1920-21		Wilkesboro, NC
Holt	1889	LG	
Phil Holt	1971	RB	Hazel Crest, IL
Rory Holt	1983-84, 86	WR	Lexington, NC
Seaton Holt	1926	E	Durham, NC
Bill Holthouser	1971-72	OG	Elkin, NC
David Q. Holton	1932-34	QB	Winston-Salem, NC
Walter Holton	1933-34		
Honigman	1928	L	Goldsboro, NC
Brodie Hood	1922-25	G	
Fred Hood	1933-35		Dunn, NC
Henry Hood	1932	T	
George Hooks	1933-35	DE	Kinston, NC
Mike Hooten	1986-88	RG	Lancaster, PA
Bill Hopkins	1962-64	DT	Chicago, IL
Bruce Hopkins	1975-78	LB	Glendora, CA
Gerald Hopkins	1974-75	FB	Panama City, FL
Larry Hopkins	1970-71	LB	Fayetteville, NC
Marquis Hopkins	1998-01	FB	Johnstown, PA
Pete Horchak	1939-41	RG	Shelby, NC
Jim Horn	1955-57	DB	Modesto, CA
Spencer Horne	1974	OL	Valley Center, KS
Seth Houk	2000-01	WR	Portsmouth, VA
Eldridge "P.J." Howard IV	2012-15		
Jack Howard	1892	HB	
Howell	1889		Rockingham, NC
J. Ernest Howell	1915	HB	Smithfield, NC
Vernon Howell	1889-91		Zebulon, NC
Fred Hoyle	1936-37	PK	Henderson, NC
Wilson Hoyle	1986-89	LE	Tarboro, NC
Bill Hull	1959-61	E	Greenville, NC
Robert Humber	1916-18	FB	Charlotte, NC
Huntington	1929		
Howard W. Huntley	1910-11		New Bern, NC
Red Hurth	1934		Lexington, NC
Steve Hurtt	1933-36		Morganton, NC
Paul Wilson Hutchins	1928-30	G	Floyd Knobs, IN
Paul Hutchins	1930-31	DL	Franklin Lakes, NJ
Gerald Huth	1953-54		
Rob Hyman	1995		

I			
Willie Idlette	2003-06	WR	Chattanooga, TN
Brad Idzik	2012-13	WR	Mercer Island, WA
Doug Illing	1984-85	PK	Summersville, SC

Larry Ingram	1978-80	DB	Winston-Salem, NC
Dylan Internann	2012-15	OT	Wake Forest, NC
Gabe Irby	2010-12	OL	Habersham, GA
Bob Irwin	1958, 61-62	LG	Paden City, WV
Fred Isaacs	1943	E	
Elliot Ivey	2000, 02	DB	Cazenovia, NY
J			
Julian Jackson	2014-16	LB	Dothan, AL
Bob Jackson	1944	E	Lafayette, AL
Danny Jackson	1992	DL	Greenville, SC
Donnie Jackson	1978-79	DB	Bluefield, WV
Justin Jackson	2010-13	LB	Rockingham, NC
Lovell Jackson	2009-12	WR	Tampa, FL
Lynwood Jackson	1936		
Perry Yates Jackson	1918		Wake Forest, NC
Sid Jackson	1977-78	DT	Lorton, VA
Tyler Jackson	2011-12	RB	Parker, CO
Ernie Jakubovic	1971	DB	West Mifflin, PA
Matt James	2011-14	WR	Raleigh, NC
Ralph James	1925-27	QB	Asheville, NC
Ryan Janvion	2013-16	S	Pembroke Pines, FL
Kyle Jarrett	2009-11	LB	Winston-Salem, NC
David Jarvis	1986-88	TE	Welcome, NC
Nick Jarvis	2004-07	LS	Lexington, NC
Jesse Jayne	1944	HB	Asheville, NC
Spencer Jenkins	1987-88	WR	Alexandria, VA
John Jett	1938-40	E	West Union, WV
Travis Johns	1992-93	WR	Elizabethton, TN
Johnson	1924	G	
Allen "Ronchie" Johnson	1977-79	TB	Lothian, MD
Bill Johnson	1936		Chalybeate Springs, NC
Brian Johnson	1987-89	FB	Bensalem, PA
Chris Johnson	2001	LS	Raeaford, NC
David Johnson	1936		St. Pauls, NC
Donald Johnson	1981-84	DB	Greenville, NC
Gary Johnson	1970-72	RB	Shiocton, WI
George Johnson	1955-57	G	Wilmington, NC
Jimmy Johnson	1966-68	FB	Lynchburg, VA
Kevin Johnson	2010, 2012-14	CB	Clarksville, MD
Tim Johnson	1992-93	DB	Hampton, VA
William Johnston	1936		Wake Forest, NC
Buck Jolly	1957-59	C	Chadbourn, NC
Arby Jones	2003-06	OG	Somerset, KY
Bob Jones	1948-50	LH	Laurinburg, NC
Bobby Jones	1989-92	WB	Easley, SC
Buck Jones	1941-42	G	Buffalo, NY
Clyde Jones	1922-24	G	Shelby, NC
Craig Jones	2002-03	C	Garland, TX
Jerome Jones	2004	DT	Marietta, GA
Jonathan Jones	2007-09	LB	Madisonville, TN
Kelvin Jones	1995, 97-99	DE	Winston-Salem, NC
Kevis Jones	2013	OLB	Oakland Park, FL
Skylar Jones	2009-10	WR	Middletown, OH
Tom Jones	1967-69	RG	Decatur, GA
W.H. Jones	1892	E	
Jon Jordan	2000	WR	West Jefferson, NC
Larry Jordan	1990-91	DB	Dumfries, VA
Walter Edward Jordan	1916-17	E	Winston-Salem, NC
Joyner	1911	E	
Aljamont Joyner	1994-97	DT	Waverly, VA
Alan Julian	1977	DB	Jacksonville, FL
Ron Jurewicz	1967-69	FB	Milwaukee, WI
John Jurkovec	1963	DG	Pittsburgh, PA
Budford Justice	1892		
Chris Justice	1999-01	DB	Greensboro, NC
Steve Justice	2004-07	C	Port Orange, FL

K			
Ron Kadan	1962-63	LG	River Forest, IL
Morgan Kane	1996-99	RB	Ottawa, Ontario
Frank Kapriva	1939-41	G	Johnstown, PA
Frank Karmazin	1941	G	Irwin, PA
Ed Kargbo-Okorogie	1998-01	LB	Stafford, TX
Terry Karl	1973	RB	Sparta, NJ
Matthew Karleskint	1923-24	FB	Fort Scott, KS
Ed Karpus	1948-49	FB	Stratford, CT
Kyle Kearns	2016	QB	San Ramon, CA
Ken Keesee	1985	OL	Roanoke, VA
Keitzel	1924	L	
Dick Kelly	1944	C	Hastings, FL
Mike Kelly	1963-65	RH	Kingsport, TN
Richard Kelly	1945-46	C	Hastings, FL
Shawn Kelly	1984	LB	Bethesda, MD
Jim Kemp	1992-93	QB	Bethesda, MD
Demetrius Kemp	2015-16	LB	Demopolis, AL
Joe Kenn	1987-88	OG	Inwood, NY
Jim "JK" Kennedy	1979-80	TE	Mt. Prospect, IL
Mitchell Kennedy	1990-93	FB	Spartanburg, SC
Glenn Kerley	1936		Sevierville, TN
"Tiny" Kessler	1930-32	G	
Alex Kinal	2012-15	PK	Adelaide, South Australia
Eric King	2001-04	CB	Woodstock, MD
Landon King	1979-81	QB	Lexington, KY
Luther King	1948-50	FB	Durham, NC
Tyler King	2010	DE	Mount Gilead, NC
George Kinney	1992-94	WB	Winston-Salem, NC
Albert Kirby	1978-79	FB	Clinton, NC
Glen Kerley	1936-37		Sevierville, TN
Paul Kiser	1983-86	OG	Connelly Springs, NC

108 #GoDeacs

LETTERWINNERS

Daniel Orlebar 2003 DL Sterling, VA
Nick Ortega 1972 TE Tempe, AZ
C. D. Osborne 1977-78 DE Winston-Salem, NC
Patrick Osterhage 2015-16 OL **Centerville, OH**
Bill Overton 1966-67 RT Boston, MA
George Owen 1941-42, 44 T Birmingham, AL
Charlie Owens 1931-32 C
Duane Owens 1981-84 RB Syracuse, NY
Lewis Owens 1977, 79-81 DB Durham, NC

P
Calvin Pace 1999-02 DE Douglasville, GA
Dick Pace 1915-16 QB
J. Pace 1916 HB
James T. Padgett 1927 G Forest City, NC
Pete Pagano 1922-24 E Ridgewood, NJ
Jim Page 1976-77 OG Chatham, NJ
Steve Pahides 1980 FB Media, PA
Leonard Paletta 1950-52 RG New Kensington, PA
Frank Palman 1941 G Lewiston, ME
Brad Palmer 2000 OG Rochester, NY
Tom Palmer 1948-49 RT Collingswood, NJ
Gene Pambianchi 1946-49 LG Phillipsburg, NJ
Bob Paquette 1973-74 RB Wheaton, IL
John Parham 1953-55 HB Oxford, NC
Andrew Parker 2008-11 TE Jacksonville, FL
Charles Parker 1957-58 QB New Bern, NC
Charles W. Parker 1914-16 FB Northampton County, NC
Jack Parker 1929-30 C
James Parker 1976-79 NG Philadelphia, PA
DaLawn Parrish 1995, 97-99 DB Columbia, MD
George Parsha 1957 HB Seward, PA
Skip Partington 1986 OT Raleigh, NC
Brian Paschal 1984-85 OG Winston-Salem, NC
Carlyle Pate 1967-68, 70 LB Burlington, NC
Rupert Pate 1937-39 T Goldsboro, NC
Nick Patella 1957-59 LG East Stroudsburg, PA
Buddy Patterson 1978 TE Raleigh, NC
Kevin Patterson 2005-08 DB Kingsland, GA
Johnny Peacock 1933-34
Fred Pearce 1919-21 T Zebulon, NC
Jim Pearce 1958-60 LG Spring Hope, NC
Bill Pegram 1955 HB Winston-Salem, NC
Ralph Pellecchia 1955 C Paterson, NJ
John Pendergast 1938-40 C Readville, MA
Brandon Pendergrass 2008-11 RB Royal Palm Beach, FL
Karl Pendergrass 2001 DB Spartanburg, SC
Dick Penn 1964-66 C Miami, FL
Carl Pennington 1987-89 TE Bluefield, WV
John Pennington 1973 DB Charlotte, NC
Ricky Perez 2000-03 DB Bedford, OH
Aldo Perro 1933
Brandon Perry 1994, 96-97 WR Lithonia, GA
Johnny Perry 1941-42 WB Raleigh, NC
Russ Perry 1942-43 FB Durham, NC
Luther Person 1926-27 G Fayetteville, NC
Jimmy "Frosty" Peters 1929-32 HB Leaksville-Spray, NC
Tyler Peterson 2007-08 OT Lincoln, NE
Junior Petit-Jean 2008 S Naples, FL
Richard Petrik 1992 DB Kings Park, NY
Roger Pettus 1991-94 WB Charlotte, NC
Mat Petz 1997-98 DE Windsor, Ontario
Pfeiffer 1927 C
John M. Phelps 1925-27 T Creswell, NC
David Phiel 1981, 83 LB Tucker, GA
Jesse Phifer 1925-28 C Rockingham, NC
James Phillips 1985-87 TE Spruce Pine, NC
John Phillips 1970 DT Levittown, PA
Brian Piccolo 1962-64 FB Fort Lauderdale, FL
Clyde (Bud) Pickard 1950-52 RG Burlington, NC
Marco Pickett 1988-89 WR Raeford, NC
John Piedmonte 1981-83 OLB Syracuse, NY
Devin Pike 2014-16 TE **Cincinnati, OH**
Jim Pittman 1937-38 HB Rockingham, NC
John Pittman 1937-38 FB Rockingham, NC
Larry Pivec 1938-40 T Baltimore, MD
J.A. Placa 1930 Clifton, NJ
Ryan Plackemeier 2002-05 P/PK Bonsall, CA
Pointer 1910 T Elon College, NC
John Polanski 1939-41 HB Buffalo, NY
Lou Pollacci 1948-51 LH Charleroi, PA
Larry Pons 1967-69 S Valdeese, NC
Shane Popham 2008-10 P-PK Crestview Hills, KY
Jess Powell 2006 S Whiteville, NC
Allen Powers 1937-38 T Denver, TN
Chris Pratapas 1989-91 QB Chicago, IL
Mike Pratapas 1981-84 LB Chicago, IL
Jason Pratt 2002-05 LB Hixson, TN
Cody Preble 2012-13 OG Lake Worth, FL
C.M. Preslar 1924 Wingate, NC
Dennis Presnell 1944 T High Point, NC
Pat Preston 1939-42 T Thomasville, NC
Tanner Price 2010-13 QB Austin, TX
Carl Pridgen 1892 HB
D.M. Prince 1892 Mgr
Ricky Proehl 1986-89 WR Belle Mead, NJ
J.V. Pruitt 1939-42 QB Wilson, NC
George Pryor 1946-47 FB Sistersville, WV
Ernie Purnsley 1985-88 DB Southern Pines, NC
Max Putnam 1935-36

Q
Jimmy Quander 1991-94 DE Springfield, VA
Cuhl Quarles 2008-11 S Tucker, GA
M.J. "Tex" Quillen 1928, 1930 HB
Ted Quillen 1929 QB

R
Harry Rabenhorst 1917-20 FB Baton Rouge, LA
Blanie Rackley 1923-26 QB Goldsboro, NC
Sherman Ragland III 2012 WR Durham, NC
Chance Raines 2010-11 C Jacksonville, FL
Benjamin F. Ramseur 1910 C Blacksburg, SC
Michael Ramseur 1982-85 RB Landis, NC
Allen Ramsey 2012-13 CB Fort Lauderdale, FL
Chuck Ramsey 1971-73 K Knoxville, TN
Cory Randolph 2002-05 QB Lake City, FL
Ted Randolph 2006-09 TE Mocksville, FL
Walter Rasby 1990-93 TE Washington, NC
Pride Ratteree 1943-45 T Kings Mountain, NC
Bryan Ray 1997-2000 DE Wheaton, MD
Chad Rebar 2000, 02-03 OG Throop, PA
Traveon Redd 2016 **Martinsville, VA**
Kristopher Redding 2010-13 DT Mableton, GA
Jamie Redfern 1986 OLB Lexington, NC
Charles Redmon 1982-83 DB North Wilkesboro, NC
Sam Reese 1959 RE Mars Hill, NC
Charles Reiley 1959-61 QB Decatur, GA
Bruce Reinert 1971-72 OT Lansdale, PA
Glenn Reinhardt 1948-49 RG York, PA
Clarence "Perk" Reinhardt 1933-35 C Newton, NC
Rufus H. Reitzel 1922-25 S Siler City, NC
Diron Reynolds 1990-93 LB Aiken, SC
Orville Reynolds 2011-14 RB Coral Springs, FL
Jerome Rice 1988, 90 LB Spartanburg, SC
Mike Rice 1984-86 OT Stafford, VA
Bob Richards 1973-75 DB Atlanta, GA
H.J. Richardson 1888-89 DB Chesterfield, SC
Don Richardson 1984 DL Columbia, SC
David Richmond 1981-83 WR Greensboro, NC
Robert Richter 2003 WR Naples, FL
Riddick 1910 FB Scotland Neck, NC
Oscar Riddick 1889 HB Asheville, NC
William Riddick 1912, 14-15 E Buncombe County, NC
W.S. "Bill" Riley 1924-26 E Albany, GA
Mike Rinfrette 2006-09 FB Bunn, NC
Jim Ringgold 1938-40 FB Howard Park, MD
Chip Rives 1984-87 RB Fairfax, VA
Fred Robbins 1996-99 DT Pensacola, FL
Roy Roberts 1936 Asheville, NC
Scott Roberts 1983-86 LB Asheville, NC
Shorty Robertson 1943 B
Ulysees Robertson 1990, 92 DB Ft. Lauderdale, FL
Robinson 1910 E Charlotte, NC
Bobby Robinson 1958-60 LH Clinton, NC
Boo Robinson 2006-09 DT Monroe, LA
Isaiah Robinson 2014-15 **RB Charlotte, NC**
Jackie Robinson 1975-78 OT Freeport, NY
Matt Robinson 2004-05, 07-08 DE Cedartown, GA
Robley 1915
Danny Rocco 1982-83 DB Altoona, PA
Zeek Rodney 2014-15 DT Rock Hill, SC
Allen Rogers 1973 LB Winchester, VA
Ed Rogers 1934-36 G Apex, NC
James Rogers 1933
Larry Rogers 1975-76 DE Elmwood Park, NJ
Tony Rogers 1987-90 TB Wellford, SC
Walter Rogers 1937
Stan Rolark 1976-78 RB Capital Heights, MD
Chris Rolle 2001 P Tampa, FL
Anthony Rook 2013 TE Greenville, NC
V.S. "Doc" Ross 1933-34 Winston-Salem, NC
Howard W. Rothrock 1932-33 ENfield, NC
Sammy Rothrock 1971-72 C Massillon, OH
Greg Rothhoff 2003 Fredericksburg, VA
George Rowe 1915 DB Oxford, NC
James Royster 1976-78 DB Baltimore, MD
Ed Royston 1942, 1946-47 G Elizabeth, PA
Tony Rubino 1940-42 RE Hubbard, OH
Bill Ruby 1959-61 WR Statesville, NC
Quan Rucker 2011-12 SS Greensburg, PA
Bill Ruffner 1979-81 QB Atlanta, GA
Keenon Rush 2011 QB Jacksonville, FL
John Russell 2006-09 DT Jacksonville, FL
Larry Russell 1969-71 QB Newburyport, MA
Tripp Russell 2009-10 DE Winston-Salem, NC
Whitey Russell 1932-33 HB
Jim Ryan 1972 QB Levittown, PA
Terence Ryan 1984-86 OLB Bethesda, MD
Tim Ryan 1980-83 WR Fairview Park, OH

S
John Sabia 1974-76 TE Lafayette Hill, PA
Nick Sacrinty 1943-46 HB Reidsville, NC
Otis "Bo" Sacrinty 194, 45-47 RH Reidsville, NC
Tim Salley 1980, 82-83 DE Winston-Salem, NC
Joe Salsich 2001-04 OG Annapolis, MD
William Salter 1963-64 RT Ft. Lauderdale, FL
Ben Sankey 1996-99 QB Chicago, IL
Fred Santangelo 1951-53 LT Lynn, MA
Fran Sarro 1976 WR Wilmington, DE

Savage 1916 E
Myles Savage 1996-97 RB Piscataway, NJ
R.R. Savage 1910-11 HB Norfolk, VA
Don Sabia 1977 RB Lafayette Hill, PA
Goryal Scales 2002-05 NT Winston-Salem, NC
Greg Scales 1984-86 WR Winston-Salem, NC
Lamont Scales 1989-92 DB Ridgeway, VA
Francis "Guido" Scarton 1949-51 LH Houston, TX
Bill Scheib 1966-68 RT Leetsdale, PA
Chuck Schlegel 2012, 2014 CB Sunbury, PA
Trey Schmidt 2004-07 WR St. Petersburg, FL
Channing Schofield 2006-07 CB Wagener, SC
Gary Schofield 1981-83 QB Paoli, PA
Jim Schubert 1968-69 CB Manchester, NH
Bill Schuchman 1982 OT Oceanside, NY
Bill Schultz 1944 E McKeesport, PA
E.J. Scott 2014 WR Ellicott City, MD
Jamie Scott 1999-02 LB Concord, NC
Tony Scott 1982-85 LB Lancaster, SC
Andy Seay 1979, 81-82 DB Chelmsford, MA
Gene Sedberry 1933
Zac Selmon 2004-07 TE Norman, OK
Joe Sepic 1964-66 LH York Run, PA
Cam Serigne 2014-16 **TE Ashburn, VA**
Sam Settar 1996-99 OG Marlton, NJ
Bob Shackelford 1943 Kinston, NC
Kelvin Shackelford 1996-99 DT Farmville, NC
Montique Sharpe 1999-02 DT Washington, DC
Shaw 1915-16 G
Daryl Shaw 2000-03 CB Bladenboro, NC
Rashawn Shaw 2015 DE Fort Pierce, FL
Wande Shaw 1995-98 FB Plant City, FL
Paul Shearer 1962-63 LG Woodbury, NJ
Kim Sheek 1989-91 P Greensboro, NC
Tim Sheff 1982 LB Winston-Salem, NC
Scott Shelhamer 1989-92 LB Lake Worth, FL
Bill Shendow 1961-62 RG Winchester, VA
Newton Shepherd 1913 Weldon, NC
Porter Sheppard 1934-36 Gastonia, NC
Bill Sherrill 1943 B
Robert Sherrod 1983-84 OL Monroe, NC
Ron Shillinglaw 1965 WE Blacksburg, SC
Ed Shinn 1931-32
Bert Shore 1934-36 E
R.B. Benny Shuford 1936 Arden, NC
Michael Siders 1990-91 C Anderson, SC
Rick Sievers 1971-73 DB Chicago, IL
Henry Sigmon 1973-74 DE Newton, NC
Reid Sigmon 1995 PK Hendersonville, NC
Barry Sikes 1976-77 C High Point, NC
Walter Sikes 1889-92 G
Eric Simmons 1988, 90 DB Wytheville, VA
Jimmie Simmons 1984-87 LB Wilmington, NC
Louie Simmons 1951-52 RE Statesboro, GA
Mike Simmons 2004-07 LB Ft. Lauderdale, FL
Robert Simmons 2002, 04-05 S Hope Mills, NC
Terrell Simmons 1990 LB Norfolk, VA
Walter Simmons 1999-01 DB Savannah, GA
Kent Simon 1980-82 OLB West Mifflin, PA
Jerome Simpkins 1993, 95 DL Opa Locka, FL
Walter Sims 1973-75 WR Eden, NC
Terrence Singletary 1988-90 DB Pompano Beach, FL
Randall Singleton 1981, 83-85 NG Charleston, SC
Riley Skinner 2006-09 QB Jacksonville, FL
Bill Skippon 1958-60 LH Conneaut, OH
Leo Skodo 1943
Pat Slensi 1981-82 OG Simpsonville, SC
Ray Sloane 1964-66 SE Roanoke, VA
Dan Smading 1975-77 DB Tallahassee, FL
Drew Smal 1990-91 DE Dallas, TX
Bob Smathers 1944 HB Canton, NC
Bruce Smathers 1956-58 LG Canton, NC
Alphonso Smith 2005-08 CB Pahoehoe, FL
Bill "Nub" Smith 1949-50 LH Fayetteville, NC
Bill Smith 1944 Connellsville, PA
Bob Smith 1958-60 LT Laurel Springs, NJ
Brad Smith 1996, 98-99 DE Winston-Salem, NC
Cassiel Smith 2004 WR Westwood, NJ
Chris Smith 1988-89 FB Dallas, TX
David Smith 1966-67 LB Atlanta, GA
Guy Smith 1943
Ivey Smith 1967-68 RE Farmville, NC
J.E. "Leaky" Smith 1931-33 Spencer, NC
James Smith 1977 OT Jacksonville, NC
Jamil Smith 2003-06 DT Black Mountain, NC
Jay Smith 1934-35 T Spencer, NC
Keyshorn Smith 1997-99 DB Lumerton, NC
Kevin Smith 1996, 1999 LB Laurinburg, NC
Kevin Smith 1990-93 OL Gate City, VA
Kevin Smith 2009-10 DE Plano, TX
Mike Smith 1987-90 NG Olney, MD
Rawling Smith 1973 RB Scranton, PA
Roy Smith 1927, 29 Greensboro, NC
Sam Smith 1933 Greensboro, NC
Terry Smith 1986-89 NG Barboursville, WV
Tom Smith 1977 WR Bel Air, MD
Warren Smith 1985-87 DB Winston-Salem, NC
Will Smith 2013-14 OL Charlotte, NC
Kai Snead 1994, 96-97 WR Miami, FL
Norman Snead 1958-60 QB Warwick, VA

LETTERWINNERS

George Sniscak	1948-49	RT	Lansford, PA
John Snow	1964-66	RT	Murphy, NC
Les Snyder	1962	RH	Louisville, KY
Alexis Sockwell	1992-95	DB	Salisbury, NC
D'Angelo Solomon	1994-97	DB	Decatur, GA
Mike Soltis	1953-54	C	McKeesport, PA
Kevin Sousa	2012-14	QB	Orlando, FL
Charles Souther	1936		
Frank Souza	2010-13	DT	Pontre Vedra Bch, FL
Soweli	1889	RE	
R. Gerrod Sowers	1917		
Larry Spencer	1950-52	RH	Linwood, NC
Martin Spessard	1944	T	East Syracuse, NY
Tom Spicer	1958	C	Hagerstown, MD
Kris Spilsbury	1976-77	DB	Massillon, OH
Wil Spires	1998	C	Chihuahua, Mexico
Mike Sprock	1947-48	FB	Mount Airy, NC
Vernon Spruill	1937	G	Ambridge, PA
Ted Stachitas	2009-11	QB	Edenton, NC
Mark Stackhouse	1989-91	WR	Pontre Vedra Beach, FL
Ben Stafford	1996-99	TE	Coral Springs, FL
W.C. Roscoe Stainback	1937		Fort Lauderdale, FL
L.T. Stallings			Tulton, GA
William Ed Stallings	1924-27	HB	Goldsboro, NC
Maddox Stamey	2013, 2015	FL	Rutherfordton, NC
John Stamper	2008-10	S	Winston-Salem, NC
George Stamps	1942		Richmond, VA
Howard Stanback	1967-68	C	Durham, NC
Bill Starford	1941-43	C	Grafton, WV
Fred Staton	2000-01	RB	Charlotte, NC
Jim Staton	1949-50	LT	Greensboro, NC
William Staton	1936		Mt. Ulla, NC
Wes Stauffer	1984	WR	New Canaan, CT
Roderick Stephen	1999-02	DE	Colonial Heights, VA
Edwin Stern	1934-35		Philadelphia, PA
Ed Stetz	1969-71	LB	Johnstown, PA
Chris Stewart	2015-16	DL	Petal, MS
Randy Stits	1973-74	DB	Manhattan Beach, CA
Howard Stogner	1937		
Stuart Stogner	1983-84	LB	Knoxville, TN
John Stone	1998-01	WR	Somers Point, NJ
Ed Stowers	1952-54	LE	Norfolk, VA
Khairim Strayhorn	1990	OL	Virginia Beach, VA
Mike Strazzeri	1994-95	PK/P	East Islip, NY
Josh Strickland	2010, 2012	S	Winston-Salem, NC
Oliver Stringfield	1910-13	E	Madison, NC
Justin Strnad	2016	LB	Palm Harbor, FL
Dan Stroup	1972-73	TE	Cherryville, NC
Tom H. Stuetzer	1993-96	DE	Dunwoody, GA
Tom N. Stuetzer	1965-67	SE	Wakefield, MA
Cori Stukes	2002-04	LB	Wilmington, NC
Zach Stukes	2004-07	DT	Marietta, GA
Bobby Stutts	1949-51	FB	Graham, NC
Terrence Suber	1993-95, 97	DB	Baltimore, MD
Carson Sublett	1979-80	DE	Greensboro, NC
Joel Suggs	2013, 2015	OL	Sophia, NC
Colin Summers	2011-12	OG	Raleigh, NC
Freddie Summers	1967-68	QB	Dorchester, MA
Khiry Sutton	2011	RB	Winston-Salem, NC
Pat Swan	1932, 34	T	Boston, MA
Sam Swank	2005-08	P/PK	Jacksonville Beach, FL
Joe Swann	1934-36	T	Boston, MA
Riley Swanson	2003-06	CB	Fayetteville, GA
Scott Swanson	1988-89	OG	Parkersburg, WV
Tom Swatzel	1953, 56-57	LT	Hickory, NC
Karl Sweetan	1963	QB	Dallas, TX
John Swider	1979-81	DB	Jackson, NJ
Ernest "Stork" Swing	1931-34	E	Lexington, NC
Napoleon Sykes	2003-05	LB	Woodstock, MD
Paul G. Sykes	1924-26	FB	

T			
Bill Tabor	1959	RG	Logan, WV
Dominique Tate	2009, 2011	CB	Winston-Salem, NC
Ken Tatko	1980	DT	Endicott, NY
Will F. Tatum	1916-19		
James Taylor, Jr	1919-21	C	Rutherfordton, NC
Marquis Taylor	1995	LB	Delray Beach, FL
Rufus Taylor	1996, 98-99	DT	Lakeland, FL
Semmajh Taylor	1990, 92-94	DT	Delray Beach, FL
Vernon W. "Burt" Taylor	1931, 33		Oxford, NC
Vince Taylor	1933		
Wendell Taylor	1991	LB	Richmond, VA
Larry Teary	1974-77	OL	Fayetteville, NC
Jim Tejeck	1961-63	DE	Berwyn, IL
Jon Temple	2006	PK	Durham, NC
John Tereshinski	2004-07	TE	Athens, GA
A'lique Terry	2014, 2016	C	Hialeah, FL
Brandon Terry	2011-14	WR	Alpharetta, GA
Jack Tesh	1959-61	FB	Newport News, VA
Joe Theriault	1967, 70-71	OT	Nashau, NH
Alaric Thieshen	1998-99	OT	Brooksville, FL
Greg Thomas	1987	DB	Henderson, NC
Norris Thomas	1972	DB	Winston-Salem, NC
Ray Thomas	1999-02	TE	Hamilton, Ontario
Larry Thomason	1962	FB	Salisbury, NC
Frank Thompson	1956-58	OL	Chadbourne, NC
Jeremy Thompson	2004-07	DE	Charlotte, NC
Patrick Thompson	2011-13	QB	Ashburn, VA
Rudy Thompson	1989-92	DL	Baltimore, MD
Zach Thompson	2010-13	DE	Ashburn, VA

Henderson Threatt	1980-82	DB	Charlotte, NC
Reggie Tice	1976-77	DB	High Point, NC
Lou Tilley	1973-75	DE	Philadelphia, PA
Tom Tingle	1938-39	G	Birmingham, AL
Masanori Toguchi	1999-02	OG	Charlotte, NC
Wade Tollison	1990-92	PK	Augusta, GA
Tom Tony	1973	LB	New Castle, PA
Charles Topping	1954-55	C	Littleton, NC
Robert Torney	1932-33		
Jack Towell	1935-36		
Dick Travagline	1955	HB	Mooreville, NC
Tim Tremblay	1973-74	OG	Baltimore, MD
Tony Trentini	1952-55	G	Santa Barbara, CA
Joel Triplett	1979-81	LB	Everett, MA
Les Tripp	1980	OG	Jonesville, NC
Steve Truitt	1978-80	C	Hialeah, FL
Louis Trunzo	1938-40	G	Gaithersburg, MD
Jyles Tucker	2003-06	DL	Apollo, PA
Aubrey Turbeville	1973-74	LB	Dover, NJ
Turner	1915		Atlanta, GA
Gary Turner	1988	P	Winston-Salem, NC
Jim Turner	1953-54	G	Bassett, VA
Reuben Turner	1976-77	NG	Atlanta, GA
Don Tye	1962	RT	Americus, GA
Carl Tyner	1914		Robeson, NC

U			
Mark Usdin	1980	K	Jacksonville, FL
Phil Utley	1910-11	QB	Raleigh, NC

V			
Steve Vallos	2003-06	OT	Boardman, OH
Ted Van Hyfte	1991-92	LB	Annawan, IL
Steve Vance	1977-79	DE	Jamestown, NC
Bill Vanden Dries	1938-40	E	Brooklyn, NY
George Vasco	1943	B	
Kelly Vaughan	1985-88	DT	Rainelle, WV
Steve Vaughan	1993-94	DL	Rainelle, WV
Chip Vaughn	2005-08	S	Fairfax, VA
Bob Ventresca	1976-79	FB	Doylestown, PA
Jay Venuto	1979-80	QB	Salem, NJ
Lee Vernon	1982	OT	Martinsville, VA
Charlie Viana	1977	DB	Lynbrook, NY
Gerry Vick	1977	TE	Miami, FL
M.R. Vickers	1926-28	B	Stem, NC
Dexter Victor	1985-87	WR	South Miami, FL
Mark Viola	1953-55	G	Hackensack, NJ
Daniel Vogelsang	2011-13	DE	Versailles, KY
Terry Vogler	1980	LB	Winston-Salem, NC
Nick Vrhovac	1969-71	C	Brownsville, PA

W			
Chuck Wade	2015-16	WR	Jacksonville, FL
Glen "Choppy" Wagner	1934-37	E	Bristol, VA
Joe Wagner	1987-88	DL	Philadelphia, PA
Spencer Wagner	1995	DB	Lauder Hill, FL
Ted Waite	1969-71	OG	Canton, MA
Paul Walters	1938-40	E	Keyport, NJ
Ed Walker	1976-77	LB	Kittanning, PA
Joe Walker	1985-87	DB	Rocky Mount, NC
Mickey Walker	1961-62	QB	Mebane, NC
Carroll Wall	1944	QB	Lexington, NC
Zeno Wall	1932-33	QB	Shelby, NC
Brian Walls	1998	OL	Philadelphia, PA
David Walters	2001-02	OG	Marlton, NJ
James Ward	2012-13, 2015	CB	DeLand, FL
Earl Ware	1952-53	LE	Reidsville, NC
Harold Warren	1934-36	B	
Josh Warren	2000-03	TE	Big Stone Gap, VA
Zachary Wary	2015	LB	Rogers, AR
Gerard Washco	1944	T	Nanticoke, PA
C.J. Washington	2008-10	DB	Winston-Salem, NC
Scott Washington	2016	WR	Washington, DC
Brad Watson	2013-16	CB	Round Rock, TX
Rob Watson	1987-88	OG	Greenwood, SC
McCull, SC	1985-88	C	Seneca, SC
Doug Weaver	2008-11	OL	Roxboro, NC
John Weaver	1936-37	E	Santa Rosa, TX
Mike Weaver	2014-16	PK	Pine City, NY
E.Y. Webb	1892	T	
J.E. "Elsie" Webb	1930-31	T	
Raney Webb	1938	G	Macclesfield, NC
Bill Webb	1942	T	Tarboro, NC
David Webber	1978-79, 81	QB	Oak Ridge, TN
Richard "Bud" Wedel	1945-47	LG	Fort Pierce, FL
Hal Weir	1927	G	Asheville, NC
Weldon Weir	1927	E	Asheville, NC
Wayne Welborn	1962-64	LH	Wake Forest, NC
Fred Welch	1940	QB	Greensboro, NC
Don Wells	1942	E	Fort Pierce, FL
Wendell Wells	1991-92	RB	Hamlet, NC
Keith West	1990-92	QB	Sumter, SC
Peter Westerhoff	1920-21	E	Midland Park, NJ
Charles Whetstone	1944	T	Morganton, NC
Tom Whims	1953-55	E	Atlantic City, NJ
Dick Whisnant	1936		
White	1924	B	
Alan White	1959-61	RB	Elm City, NC
Brad White	2002-04	LH	Fort Smith, RI
Chuck White	1967-69	FB	Haverhill, MA
Dan White	1967-68	OLB	Charlotte, NC

Danny White	1975	DT	Phoenix, AZ
Foy White	1983-85	QB	Charlotte, NC
Joe White	1953-54	QB	Charlotte, NC
John E. White	1889	QB	
Kyle White	1985-87	DB	Burlington, NC
Rick White	1966-68	SE	Naperville, IL
Sidney White	1913		Elizabeth City, NC
Tyrek White	2001	RB	Olin, NC
Clyde Whitener	1941-42	HB	Morganton, NC
George Whitner	1943	B	
Sam Whiteside	1929		
David Whitley	1986-87	LB	Spartanburg, SC
Nikita Whitlock	2010-13	DT	Wylie, TX
David Wiatr	1975	DB	Norridge, IL
Kevin Wiecezorek	1982-85	TE	East Northport, NY
Kyle Wilber	2008-11	DE	Apopka, FL
Clinton Wilburn	1996-98	DT	Oklahoma City, OK
Gary Willard	1967-68	OLB	Yadkinville, NC
Alex Williams	1973	DT	Maiden, NC
Anthony Williams	1988-91	RB	Greer, SC
Anthony Williams	2007-09	FB	Jacksonville, NC
Bo Williams	1965-66	LB-C	Perrine, FL
Bob Williams	1977	NG	Springfield, VA
Craven Williams	1961	FB	Monroe, NC
Dion Williams	2000, 02-03	LB	Stone Mountain, GA
Ed Williams	1929-31	T	
Garrick Williams	2010-12	OL	Columbia, MO
Hunter Williams	2012-15	OLB	Wake Forest, NC
Ira Williams	1998-01	WR	Montclair, NJ
Jabez Williams	1917		Wingate, NC
Jaboree Williams	2014-16	LB	Deerfield Beach, FL
Jay Williams	1990-93	DT	Washington, DC
Jeremiah Williams	1990, 92, 94	TB	Clinton, NC
Jimmy Williams	1959-61	LT	Durham, NC
Jonathan Williams	2013-15	WR	Atlanta, GA
Jordan Williams	2007-09	WR	Jacksonville, NC
Luther C. Williams	1911-13	G	Orange County, NC
Marcus Williams	2007	CB	Storkbridge, GA
Mark Williams	1989-90	C	Hurst, TX
Marshall Williams	2008-10	WR	Durham, NC
Michael Williams	2008-09	CB	Melbourne, FL
Quintin Williams	2000-03	FS	Goldsboro, NC
Scott Williams	1991-93	DE	Doraville, GA
Tarence Williams	1999-02	RB	Wilmington, NC
Tony Williams	1982	LB	Charlottesville, VA
B.F. Williamson	1892		
Bennett Williamson	1959-61	RG	Clarkton, NC
Airyn Willis	2012	WR	High Point, NC
Antonio Wilson	2005-08	LB	Pahokee, FL
Chase Wilson	2014	LS	Mooreville, NC
Chris Wilson	1994	P	Jacksonville, FL
C.W. Wilson	1892	T	
Duncan Wilson	1931-33	HB	
Garrett Wilson	2015-16	LS	Sanford, NC
Jon Wilson	1965-66	QB	S. Milwaukee, WI
Gary Winrow	1969-70	SE	Naperville, IL
George Wirtz	1936-37	QB	Princeton, IN
Mike Wisner	1977-80	DE	Philadelphia, PA
Matt Wisnosky	2002-04	PK	Moorestown, NJ
Geoff Wissing	2009	DB	Marietta, GA
Wayne Wolff	1958-60	LT	Greensburg, PA
John Wolford	2014-16	QB	Jacksonville, FL
Brian Wolverton	1996-99	OG	Winston-Salem, NC
Anthony Wooding	2013-14	S	Folkston, GA
Randy Woodie	1974-76	LB	Winston-Salem, NC
Matt Woodlief	2007-10	LB	Catawba, NC
Travo Woods	2006	RB	Altamonte Springs, FL
Eddie Woolbert	1937-38	E	Pleasantville, NJ
Ben Wooster	2006-09	TE	Atlanta, GA
Eric Workman	1994	OL	Bluefield, VA
Dezmond Wortham	2014-16	RB	Frisco, TX
Carrol Worthington	1944	E	Baltimore, MD
Brian Worychik	2003	OG	Poland, OH
Andrew Wright	2008	K	Madison, MS
Wayne Wright	1998	DB	Amherst, NY
Will Wright	2009	DE	Wilmington, NC
Roman Wszelaki	1968-69	LE	So. Milwaukee, WI
Alex Wulfeck	2010-12	P	Orange Park, FL

Y			
Willie Yarbary	2015-16	DT	Augusta, GA
Tony Yarnall	1993-96	OL	Brookhaven, PA
Eddie Yarnell	1977-79, 81	DE	Spring Lake, NC
Jack Yates	2003	LS/LB	Chadbourne, NC
Jack Yeoman	1944	T	Princeton, NJ
Andy Young	1978	DT	Oxon Hill, MD
Anthony Young	2000-03	QB/WR	North Augusta, SC
Mark Young	1986-88	TB	Belmont, NC
Marvin Young	1983-85	RB	Hickory, NC

Z			
David Zadel	1994-97	LB	Cohasset, MA
Frank Zakim	1940-41	G	Hendersonville, NC
John Zalucki	1981	OL	Warrington, PA
John Zeglinski	1974-77	DB	Philadelphia, PA
Joe Zelenka	1995-98	TE	Berea, OH
Zac Ziegler	1999	P	Colorado Springs, CO
Charles "Jew" Zimmerman	1925-27, 29	T	Asheville, NC
Jimmy Zrakas	1949-52	C	Wilson, NC
Al Zyskowski	1975-76	WR	Grand Rapids, MI

Current Student-Athletes in Bold

POSTSEASON GAMES



1946 GATOR BOWL January 1, 1946 • Jacksonville, FL

WF 26 **SC 14**

Wake Forest's first-ever postseason appearance came in the inaugural Gator Bowl in Jacksonville, Fla., and Coach Peahead Walker's squad made that initial bowl trip a successful one, defeating South Carolina, 26-14. A crowd of more than 10,000 fans was on hand to witness the rematch between the two future ACC members who had played to a 13-13 tie earlier in the season. This time Wake took control at the outset, capping its opening possession with a three-yard run by Nick Sacrinty. A missed extra-point, however, resulted in the Gamecocks taking a 7-6 lead with the only score of the second quarter.

The Deacs regained the lead and took control in the second half behind their bruising ground attack. Rock Brinkley finished off two time-consuming drives with short TD runs of five and four yards, then Bob Smathers clinched the verdict with a 20-yard run on a reverse. The 378 yards rushing in the game stood as a Wake Forest single game record for 22 years. The victory culminated a dramatic turnaround season that had started with three straight losses but ended at 5-3-1.

Scoring Summary	1	2	3	4	Total
South Carolina	0	7	0	7	14
Wake Forest	6	0	6	14	26

Team Statistics	USC	WFU
First Downs	7	24
Total Offense	157	396
Yards Rushing	88	378
Yards Passing	69	18
Passing (Comp-Att-Int)	4-11-1	1-6-2
Penalties-Yards	1-5	8-70
Fumbles-Lost	3-1	3-1

Nick Sacrinty scored the first touchdown in Gator Bowl history.



1949 DIXIE BOWL January 1, 1949 • Birmingham, AL

Baylor 20 **WF 7**

Three years after competing in the first Gator Bowl, the Demon Deacons were invited to Birmingham, Ala., to compete in the second -- and last -- Dixie Bowl. Unlike that first postseason experience, though, this venture proved unfulfilling from a won-lost standpoint as Wake Forest dropped a hard-fought 20-7 contest to Baylor in what was frequently referred to at the time as the "Battle of the Baptists."


A crowd of over 20,000 was in attendance as Baylor jumped out to a 20-0 lead with three touchdowns in the first half, two coming on lengthy drives, the third following a long pass interception. The Deacs of Coach Peahead Walker refused to quit, however, and rallied to pull within striking distance on a TD by Mike Sprock in the third period after recovering a Baylor fumble. Wake went on to control most of the game and held the advantage statistically overall (six more first downs, 63 more yards in total offense), but never could reach paydirt again. The contest marked the first time that a Wake Forest football team has played in an January bowl game. The Demon Deacons finished the season with a 6-4 record.

Scoring Summary	1	2	3	4	Total
Wake Forest	0	0	7	0	7
Baylor	6	14	0	0	20

Team Statistics	BAY	WFU
First Downs	11	17
Total Offense	214	277
Yards Rushing	138	191
Yards Passing	76	86
Passing (Comp-Att-Int)	6-15-0	10-24-2
Yards Penalized	50	70
Fumbles-Lost	3	2

Peahead Walker coached the Deacs to the Gator and Dixie Bowls.

POSTSEASON GAMES



1979 TANGERINE BOWL

December 22, 1979 • Orlando, FL

LSU 34 WF 10

After a 30-year absence from the bowl scene, Wake Forest completed one of the most surprising stories in college football in 1979 with a visit to the Tangerine Bowl in Orlando, Fla. The Demon Deacons earned that trip and a pairing against an emotional LSU squad playing its final game under veteran coach Charlie McClendon by compiling an 8-3 regular season mark and attaining a national ranking in the top 20.


The Tigers seized the momentum early with touchdown drives on their first two possessions. Wake Forest, meanwhile, was struggling offensively and committed three turnovers before Phil Denfeld made the score 24-3 with a field goal as the first half ended.

Coach John Mackovic's Deacs came back to play much better after intermission, taking the second half kickoff and scoring their lone TD of the night on an eight-play drive that ended with a 34-yard pass from Jay Venuto to Wayne Baumgardner. Two other drives into LSU territory were halted, though, and the SEC power eventually built its advantage with 10 more points in the final period.

Scoring Summary	1	2	3	4	Total
Wake Forest	0	3	7	0	10
LSU	14	10	0	10	34

Team Statistics	LSU	WFU
First Downs	24	16
Total Offense	496	263
Yards Rushing	223	30
Yards Passing	273	233
Passing (Comp-Att-Int)	16-26-1	15-30-4
Penalties-Yards	6-44	4-30
Fumbles-Lost	2-2	4-1

Top Individuals		
Rushing	(WFU)	McDougald 15-54
	(LSU)	Woodley 10-68-1td
Passing	(WFU)	Venuto 20-10-165-1td-3int
	(LSU)	Woodley 19-11-199-1td-1int
Receiving	(WFU)	Baumgardner 6-128-1td
	(LSU)	Murphree 5-60-1td



1992 INDEPENDENCE BOWL

December 31, 1992 • Shreveport, LA

WF 39 O 35

Wake Forest staged a stirring second half rally for a 39-35 victory over Oregon before 31,337 fans and a national television audience on ESPN, concluding a stunning year in appropriate fashion. The Deacons had been 1-3 in September until reeling off six straight wins to climb into the national polls for the first time in 13 years and capture the imagination of college football followers everywhere.

Oregon held the upper hand early, taking advantage of four first-half turnovers to build a 22-10 halftime lead, then adding another TD late in the third period that left the Deacs trailing, 29-10, with less than 20 minutes remaining in the game. Ned Moultrie scored on a short run, then Todd Dixon, who was named the game's Most Outstanding Player, exploded with TD receptions of 30 and 61 yards in less than four minutes to give his team a 31-29 edge that it would never relinquish. John Leach, who ran for 116 yards, added what proved to be the deciding score later in the final quarter. Dixon finished with five receptions

for 166 yards and two TDs, while veteran coach Bill Dooley completed his outstanding career with victory No. 162.


Scoring Summary	1	2	3	4	Total
Wake Forest	7	3	14	15	39
Oregon	13	9	7	6	35

Team Statistics	Oregon	WFU
First Downs	23	18
Total Offense	339	516
Yards Rushing	112	193
Yards Passing	227	323
Passing (Comp-Att-Int)	24-40-1	15-27-3
Penalties-Yards	6-55	11-108
Fumbles-Lost	0-0	3-3

Top Individuals		
Rushing	(WFU)	Leach 21-123-2td
	(ORE)	Burwell 11-57-1td
Passing	(WFU)	West 27-15-262-1td-3int
	(ORE)	O'Neil 40-24-227-2td-1int
Receiving	(WFU)	Dixon 5-166-2td
	(ORE)	Harris 6-74-1td



POSTSEASON GAMES



1999 ALOHA BOWL

December 25, 1999 • Honolulu, HI

WF 23 3

A Wake Forest team anchored by 26 seniors earned the first winning season and first bowl bid in head coach Jim Caldwell's tenure. That veteran leadership helped the Deacs to an impressive 23-3 win over Arizona State in the nationally-televised Jeep Aloha Bowl on Christmas Day.

Both teams got off to a slow start offensively, and the score was tied 3-3 at intermission. The Deacs got rolling in the second half, however, blanking ASU 20-0. After another field goal, Wake broke the game open as quarterback Ben Sankey hit Coach's son, Jimmy Caldwell, across the middle, and Caldwell scampered 56 yards into the endzone. The Sun Devils managed just 42 yards of offense after that point, as Morgan Kane's 1-yard TD leap and Matt Burdick's third field goal provided the final margin.



Sankey earned Bowl MVP honors, passing for 188 yards and rushing for 56.

The Deacon defense was stifling, holding the Sun Devils to just 164 yards of total offense. Adrian Duncan led the defense with eight tackles and a sack, while Fred Robbins collected three sacks.

Scoring Summary	1	2	3	4	Total
Wake Forest	3	0	10	10	23
Arizona State	0	3	0	0	3

Team Statistics	WFU	ASU
First Downs	11	15
Total Offense	164	350
Yards Rushing	94	162
Yards Passing	70	188
Passing (Comp-Att-Int)	15-26-0	13-22-1
Penalties-Yards	3-21	1-15
Fumbles-Lost	3-2	0-0

Top Individuals		
Rushing	(WFU)	Kane 20-89-1td
	(ASU)	Redmond 17-93
Passing	(WFU)	Sankey 22-13-188-1td-1int
	(ASU)	Goodman 16-10-42
Receiving	(WFU)	Deese 3-38
	(ASU)	Heap 5-39



2002 SEATTLE BOWL

December 30, 2002 • Seattle, WA

WF 38 O 17

In his last game at WFU, James MacPherson passed for a season-high 241 yards and two touchdowns as the Deacons beat Oregon 38-17 in the Seattle Bowl.

MacPherson, who also ran for a score, hit Jason Anderson with TD tosses of 57 and 63 yards to earn MVP honors. Wake Forest (7-6) finished with a winning record for the second straight year. The Deacons last had consecutive winning seasons in 1987-88.

The second annual Seattle Bowl marked the first meeting between the Ducks and Demon Deacons since Dec. 31, 1992 in the Independence Bowl in Shreveport, La. Wake Forest also won that game, 39-35.

Entering the game, Wake Forest was ranked eighth nationally in rushing offense, averaging 239.9 yards a game. The Deacs ran for 256 against Oregon, even with their early emphasis passing.

The Ducks opened the game with a 45-yard field goal, but Wake Forest answered with a seven-play, 65-yard drive, topped by Ovie Mughelli's one-yard touchdown run.

MacPherson found Anderson for a 57-yard scoring pass early in the second quarter to push Wake's lead to 14-3. MacPherson also added a one-yard touchdown dash just before halftime.

MacPherson, who had just six touchdown passes going into the game, closed the third quarter with his 63-yard touchdown pass to Anderson. Chris Barclay added a 12-yard TD run late in the game for the final margin. Anderson caught three passes for a career-best 157 yards.


Scoring Summary	1	2	3	4	Total
Wake Forest	7	14	10	7	38
Oregon	3	7	7	0	17

Team Statistics	ORE	WFU
First Downs	13	23
Total Offense	290	497
Yards Rushing	129	256
Yards Passing	165	241
Passing (C-A-I)	41-20-0	16-9-0
Penalties-Yards	2-10	3-15
Fumbles-Lost	1-1	3-0

Top Individuals		
Rushing	(WFU)	Barclay 19-82-1td
	(ORE)	Smith 18-62
Passing	(WFU)	MacPherson 9-16-241-2td
	(ORE)	Clemens 19-31-161-1td
Receiving	(WFU)	Anderson 3-157-2td
	(ORE)	Howry 5-50



POSTSEASON GAMES



2006 ACC CHAMPIONSHIP GAME

December 2, 2006 • Jacksonville, FL

WF 9 GT 6

JACKSONVILLE, Fla. (AP) — Wake Forest's defensive players huddled near the sideline, pushing and shoving, yelling and screaming and jumping.

They were trailing 6-3 and ready to do something about it. Riley Swanson did.

Swanson intercepted a pass from Georgia Tech quarterback Reggie Ball on the next play, sparking a comeback that gave Wake its first ACC championship in 36 years.

Riley Skinner followed Swanson's pick with long completions on consecutive drives, setting up game MVP Sam Swank's final two field goals that gave No. 16 Wake Forest a 9-6 victory over 23rd-ranked Georgia Tech in the ACC title game.

Skinner, who grew up in Jacksonville, finished 14-for-25 for 201 yards in his homecoming — and may have had the biggest cheering section in the stadium. He was sacked four times, but he came up big when the Demon Deacons needed it most.


He hooked up with John Tereshinski for a 39-yard gain on third-and-10, setting up Swank's second field goal, a 33-yarder with 8:27 to

play. On the next possession, Skinner found Willie Idlette down the middle for a 45-yard gain, setting up a 22-yarder that turned out to be the game-winner.

Scoring Summary	1	2	3	4	Total
Wake Forest	0	3	0	6	9
Georgia Tech	3	0	0	3	6

Team Statistics	WFU	GT
First Downs	16	18
Net Yards Rushing	91	143
Net Yards Passing	201	129
Passes Attempted	25	29
Passes Completed	14	9
Total Net Yards	292	272
Turnovers	0	2
Possession	34:12	25:48

Top Individuals		
Rushing	(WFU)	Moore 16-38
	(GT)	Choice 21-100
Passing	(WFU)	Skinner 14-25-201
	(GT)	Ball 9-29-129
Receiving	(WFU)	Idlette 3-73
	(GT)	C. Johnson 8-117



2007 FEDEX ORANGE BOWL

January 2, 2007 • Miami, FL

24 WF 13

MIAMI, Fla. (AP) — Wake Forest finally ran out of magic.

All season long, the Deacons demonstrated an ability to conjure improbable victories in difficult situations, becoming the Cinderella of this year's Bowl Championship Series. But when they needed one final spark — in the biggest game of the year — they came up short. No. 15 Wake Forest lost 24-13 to No. 5 Louisville in the Orange Bowl in the Deacons' first BCS appearance. And for a team which made its name on winning the close games, losing one to end the season was tough to take.


The Deacons (11-3) entered as 10-point underdogs, and did an effective job of keeping Louisville quarterback Brian Brohm in check during the first half, holding him to 7-of-13 passing for 79 yards at halftime.

For a while, the redshirt freshman Skinner outdueled his higher-profile counterpart by completing 14 of his first 17 passes for 199 yards. His 30-yard touchdown pass to Nate Morton tied it at 10 early in the third quarter.


Scoring Summary	1	2	3	4	Total
Louisville	0	10	0	14	24
Wake Forest	0	3	7	3	13

Team Statistics	WFU	LOU
First Downs	18	23
Rushing Attempts	29	37
Net Yards Rushing	111	125
Net Yards Passing	271	332
Passes Attempted	33	35
Passes Completed	21	25
Had Intercepted	1	0
Total Net Yards	382	457
Fumbles-Lost	2-2	3-2
Punts-Average	5-38.6	4-34.0
Possession	27:36	32:24

Top Individuals		
Rushing	(WFU)	Moore 12-73
	(LOU)	Smith 16-82
Passing	(WFU)	Skinner 21-33-271
	(LOU)	Brohm 23-34-311
Receiving	(WFU)	Idlette 6-91
	(LOU)	Douglas 10-165



POSTSEASON GAMES



2007 MEINEKE CAR CARE BOWL

December 29, 2007 • Charlotte, NC

WF 24  10

CHARLOTTE, N.C. (AP) — Behind do-it-all receiver Kenneth Moore and a swarming defense full of big plays, Wake Forest rallied to beat fellow upstart Connecticut 24-10 in the Meineke Car Care Bowl.

The Demon Deacons had to come from behind to do it, reeling off the final 24 points after falling behind 10-0 at halftime against the Huskies, who were playing in only their second bowl game.

"We're not about losing anymore," Wake Forest cornerback Alphonso Smith said. "We're not about coming close or competing in a game."

Riley Skinner completed 29 of 38 passes for 268 yards, one touchdown and two interceptions, and ACC rookie of the year Josh Adams rushed for 81 yards and a score.

Linebacker Stanley Arnoux highlighted a series of big plays for Wake Forest with an interception and two fourth-down stops.


"Stanley Arnoux is one of those guys nobody talks about, but he might be our best defensive player," Grobe said.

Skinner put the Deacons ahead late in the third quarter by floating a pass to the left corner of the end zone for tight end John Tereshinski for a 20-yard TD.

Scoring Summary	1	2	3	4	Total
Connecticut	7	3	0	0	10
Wake Forest	0	0	14	10	24

Team Statistics	UC	WFU
First Downs	9	23
Net Yards Rushing	115	144
Net Yards Passing	98	268
Passes Attempted	29	38
Passes Completed	13	29
Total Net Yards	213	412
Turnovers	1	2
Possession	25:09	34:51

Top Individuals	
Rushing	(WFU) Adams 19-66 (UC) Brown 13-72
Passing	(WFU) Skinner 29-38-268 (UC) Lorenzen 13-26-98
Receiving	(WFU) Moore 11-112 (UC) Kanuch 3-36



2008 EAGLEBANK BOWL

December 20, 2008 • Washington, DC

WF 29  N 19

WASHINGTON (AP) — Riley Skinner found a perfect way to obliterate the miserable memory of his painful performance against Navy earlier this season.

Skinner went 11-for-11 and threw the go-ahead touchdown pass to Ben Wooster with 7:52 left, leading Wake Forest to a 29-19 comeback victory over the Midshipmen in the inaugural EagleBank Bowl to open the 2008 bowl season. He finished with 166 yards passing and was named the game's Most Valuable Player.

It was a rematch of a September game played at Wake Forest, when Navy took advantage of five turnovers by Skinner--four interceptions and a fumble--to pull off a 24-17 upset.

The Midshipmen scored the first 17 points in that game. But Skinner didn't flinch, directing Wake Forest (8-5) to a touchdown in the final minute of the first half and opened the third quarter with a 73-yard drive that ended with a 5-yard run by Josh Adams for a 14-13 lead.

Navy (8-5) went back in front when Kaipo-Noa Kaheaku-Enhada scored on a 2-yard run with 12:30 to go, but Skinner went 4-for-4 for 69 yards in an 80-yard drive that ended with his 8-yard pass to Wooster. Skinner then hit Devon Brown in the back of the end zone for the conversion that made it 22-19.

Kevin Harris rushed for 136 yards in his first start since 2006, and Josh Adams scored two touchdowns for Wake Forest.

Senior cornerback Alphonso Smith set an ACC record with his 21st career interception.


Scoring Summary	1	2	3	4	Total
Wake Forest	0	7	7	15	29
Navy	10	3	0	6	19

Team Statistics	WFU	NAVY
First Downs	18	12
Rushing Attempts	48	48
Net Yards Rushing	239	221
Net Yards Passing	166	32
Passes Attempted	11	7
Passes Completed	11	2
Had Intercepted	0	1
Total Net Yards	405	253
Fumbles-Lost	2-1	2-1
Punts-Average	4-40.2	3-42.3
Possession	30:07	29:53

Top Individuals	
Rushing	(WFU) Harris 24-142 (NAVY) Kaheaku-Enhada 15-91
Passing	(WFU) Skinner 11-11-166 (NAVY) Kaheaku-Enhada 2-7-32
Receiving	(WFU) Boldin 4-66 (NAVY) Barnes 2-32



POSTSEASON GAMES



2011 MUSIC CITY BOWL

December 30, 2011 • Nashville, Tenn.



23

WF 17

NASHVILLE, Tenn. — Mississippi State withstood a late Wake Forest rally to down the Demon Deacons 23-17 in the Franklin American Mortgage Music City Bowl at LP Field in Nashville.

The Deacons (6-7) fell victim to Mississippi State's (7-6) potent rushing attack as Vick Ballard ran for a career-high 180 yards and two touchdowns to head up the Bulldogs' 255 yards on the ground.

The loss overshadowed a career day for Wake Forest redshirt sophomore Michael Campanaro who caught 10 passes for 128 yards - both career highs.

After the Deacs had fallen behind by two scores in the fourth quarter, Jimmy Newman nailed a 46-yard field goal with 3:24 remaining in the game to cut the MSU lead to six points and Wake Forest followed by forcing a three and out to get the ball back. But Tanner Price fired incomplete on three straight passes to give the ball back to the Bulldogs, who were able to run out the clock and secure the victory.

Wake Forest forced four turnovers, its second-highest total of the season. Two of them came on interceptions by Duran Lowe, the first of his career, and Merrill Noel, along with fumble recoveries by Nikita Whitlock and Kenny Okoro to keep the Deacons within striking distance for the entire contest.

Scoring Summary	1	2	3	4	Total
Mississippi State	7	9	0	7	23
Wake Forest	7	0	7	3	17

Team Statistics	MSU	WFU
First Downs	14	21
Net Yards Rushing	253	63
Net Yards Passing	129	224
Passes Attempted	20	48
Passes Completed	12	26
Total Net Yards	382	287
Turnovers	4	0
Possession	24:10	35:50

Top Individuals	
Rushing	(MSU) Ballard 14-180 (WFU) Pendergrass 24-73
Passing	(MSU) Relf 12-19-129 (WFU) Price 24-46-214
Receiving	(MSU) Smith 5-47 (WFU) Campanaro 10-128



2016 MILITARY BOWL

December 27, 2016 • Annapolis, Md.

WF 34

T 26

ANNAPOLIS, Md. -- The Wake Forest football team jumped out to a 31-7 lead and held on to defeat No. 23-ranked Temple, 34-26, to claim the 2016 Military Bowl inside Navy-Marine Corps Memorial Stadium on Tuesday, Dec. 27. The victory was the Demon Deacons' first bowl win since 2008, and the first victory over a ranked team since 2011.

After the Owls (10-4) cut Wake Forest's (7-6) lead to 31-26 with 3:39 remaining, John Armstrong returned a kickoff 80 yards, leading to a Mike Weaver field goal with 1:59 left.

Temple returned the kickoff to its own 47-yard-line and completed a 9-yard pass, but the Deacons' defense held strong with a pass breakup by Thomas Brown and a tackle for loss by Duke Ejiofor, then an incomplete pass for a turnover on downs. Wake Forest entered victory formation and twice took a knee to seal the win.

Brown was named the Military Bowl MVP for his efforts on defense. He tied for the team lead with seven tackles, also adding a sack, 2.5 TFLs and a forced fumble, helping the Deacons shut down the Owl rushing game, limited to -20 yards.

Scoring Summary	1	2	3	4	Total
Temple	7	3	10	6	26
Wake Forest	14	17	0	3	34

Team Statistics	TEM	WFU
First Downs	21	22
Rushing Attempts	23	43
Net Yards Rushing	-20	125
Net Yards Passing	396	243
Passes Attempted	49	29
Passes Completed	28	14
Had Intercepted	1	2
Total Net Yards	376	368
Fumbles-Lost	3-1	2-0
Possession	30:57	29:03

Top Individuals	
Rushing	(WFU) Carney 17-71 (TEM) Thomas 7-35
Passing	(WFU) Wolford 10-19-183 (TEM) Walker 28-49-396
Receiving	(WFU) Washington 5-57 (TEM) Bryant 11-151



SERIES RECORDS

Opponent	G	W-L-T	First	Last	Streak
Air Force	1	0-1-0	1998	1998	L1
Appalachian State	22	14-7-1	1975	2001	W1
Arizona State	1	1-0-0	1999	1999	W1
Army West Point	16	11-5-0	1945	2016	L1
Asheville Athletics	1	1-0-0	1892	1892	W1
Atlantic Christian	1	1-0-0	1922	1922	W1
Auburn	8	2-6-0	1958	1982	L1
Baltimore	1	1-0-0	1930	1930	W1
Baylor	6	1-5-0	1948	2009	L1
Boston College	24	9-13-2	1941	2016	L1
Boston University	2	2-0-0	1985	1986	W2
Camp Davis	2	1-1-0	1941	1943	L1
Carson-Newman	1	1-0-0	1932	1932	W1
Catawba	1	1-0-0	1929	1929	W1
Catholic	2	0-2-0	1932	1933	L2
Chattanooga	1	1-0-0	1946	1946	W1
Citadel, The	3	2-1-0	1910	1980	W2
Clemson	82	17-64-1	1933	2016	L8
Connecticut	3	2-1-0	2003	2007	W2
Davidson	30	11-15-4	1908	1972	W5
Delaware	2	2-0-0	1932	2016	W2
Duke	97	38-57-2	1889	2016	W1
Duquesne	3	3-0-0	1947	1949	W3
East Carolina	8	6-2-0	1963	2005	W5
Elon	11	10-0-1	1920	2015	W4
Emory & Henry	1	0-1-0	1934	1934	L1
Erskine	3	3-0-0	1931	1937	W3
Florence YMCA	1	1-0-0	1915	1915	W1
Florida	4	0-4-0	1923	1957	L4
Florida State	35	6-28-1	1956	2016	L5
Furman	18	7-11-0	1917	1977	W2
Gallaudet	2	1-1-0	1913	1915	W1
Gardner-Webb	2	2-0-0	2011	2014	W2
George Washington	12	9-3-0	1934	1954	W8
Georgetown	3	2-1-0	1946	1949	L1
Georgia	3	2-1-0	1943	1979	W2
Georgia Tech	30	8-22-0	1917	2010	L2
Greensboro AAB	1	0-1-0	1943	1943	L1
Guilford	12	11-0-1	1916	1934	W6
Hampden-Sydney	3	1-1-1	1917	1922	W1
High Point	1	1-0-0	1927	1927	W1
Horner Academy	2	2-0-0	1910	1912	W2
Houston	2	0-2-0	1967	1970	L2
Illinois State	1	1-0-0	1988	1988	W1
Indiana	2	1-1-0	2015	2016	W1
Kansas State	2	1-1-0	1975	1976	W1
Lenoir-Rhyne	1	1-0-0	1925	1925	W1
Liberty	2	2-0-0	2006	2012	W2
Louisiana State	3	0-3-0	1960	1979	L3
Louisville	4	0-4-0	2006*	2016	L3
Lynchburg	3	2-1-0	1922	1924	W2
Marshall	3	2-1-0	1939	1941	L1
Maryland	62	18-43-1	1917	2013	W1
Maryville	1	1-0-0	1909	1909	W1
Medical College of Virginia	1	0-1-0	1912	1912	L1
Memphis	4	2-2-0	1964	1967	L1
Mercer	4	2-2-0	1927	1930	W2
Michigan	2	0-2-0	1976	1988	L2
Minnesota	1	0-1-0	1968	1968	L2
Miami (Fla.)	11	3-8-0	1928	2013	L7

Opponent	G	W-L-T	First	Last	Streak
Mississippi	2	2-0-0	2006	2008	W2
Mississippi State	1	0-1-0	2011	2011	L1
Navy	12	7-5-0	1929	2010	L2
Nebraska	3	0-3-0	1970	2007	L3
Norfolk Blues	1	0-1-0	1910	1910	L1
North Carolina	106	35-69-2	1888	2015	L1
North Carolina A&T	1	1-0-0	2004	2004	W1
Northern Illinois	2	1-1-0	2001	2002	L1
NC Medical College	2	1-1-0	1909	1912	W1
NC Pre-Flight	1	1-0-0	1943	1943	W1
NC State	110	38-66-6	1895	2016	L3
Northwestern	4	2-2-0	1991	1997	W2
Notre Dame	3	0-3-0	2011	2015	L3
Oglethorpe	1	0-1-0	1931	1931	L1
Oklahoma	1	0-1-0	1974	1974	L1
Oregon	2	2-0-0	1992	2002	W2
Penn State	1	0-1-0	1974	1974	L1
Presbyterian	12	7-4-1	1926	2013	W7
Purdue	5	1-4-0	1968	2003	L1
Quantico Marines	1	0-1-0	1927	1927	L1
Randolph-Macon	1	1-0-0	1938	1938	W1
Rice	2	0-1-1	1989	1990	L1
Richmond	17	9-7-1	1889	1987	W4
Richmond Blues	1	1-0-0	1915	1915	W1
Roanoke	2	2-0-0	1911	1914	W2
Rutgers	2	2-0-0	1997	1999	W2
Sewanee Club (Va.)	1	1-0-0	1919	1919	W1
South Carolina	56	20-34-2	1909	1987	L7
Southern Methodist	3	0-3-0	1949	1975	L3
Stanford	2	1-1-0	2009	2010	L1
Syracuse	6	2-4-0	2006	2016	W1
Temple	2	1-1-0	1930	2016	W1
Tennessee	9	3-6-0	1892	1985	L4
Texas	1	0-1-0	1973	1973	L1
Texas Christian	1	0-1-0	1952	1952	L1
Texas Tech	2	0-2-0	1940	1941	L2
Tulane	3	1-2-0	1959	2016	W1
Tulsa	3	3-0-0	1967	1989	W3
UAB	1	1-0-0	1999	1999	W1
ULM	2	0-2-0	2013	2014	L2
USS Franklin	3	2-1-0	1910	1914	W2
Utah State	1	0-1-0	2014	2014	L1
Vanderbilt	16	6-10-0	1964	2013	L3
Villanova	4	2-2-0	1952	1988	W1
Virginia	49	15-34-0	1889	2016	W3
Virginia Military	7	3-2-2	1892	1944	W3
Virginia Tech	37	12-24-1	1916	2014	W1
Warrenton Prep	3	3-0-0	1908	1911	W3
Washington & Lee	9	2-7-0	1892	1924	W1
West Virginia	2	0-2-0	1955	1957	L2
Western Carolina	3	3-0-0	1982	1991	W3
Western Maryland	2	1-1-0	1938	1939	W1
William Jewell	1	1-0-0	1940	1940	W1
William & Mary	20	10-9-1	1921	1985	W3
Wofford	7	6-0-1	1914	1937	W3

* The 2007 Louisville contest occurred during the 2006 season

SERIES RESULTS

APPALACHIAN STATE

Overall: WFU leads, 14-7-1

All Games at WFU: 14-7-1
 Games at BB&T Field: 14-7-1
 All Games at Appalachian State: --
 Games at Kidd Brewer Stadium: --
 All Neutral site games: --
 Dave Clawson vs. Appalachian State: 0-1
 Scott Satterfield vs. WFU: 0-0
 Last WFU Win: 20-10 (9/8/01), at WFU
 Last ASU Win: 20-16 (8/31/00), at WFU
 Last WFU win at ASU: --
 Last ASU win at WFU: 20-16 (8/31/00)
 Current Streak: WFU, 1
 Longest WFU Streak: 4 (1979-82, 1984-87)
 Longest ASU Streak: 2 (1998-00)
 Largest WFU win: 17 in 1993
 Largest ASU win: 14 in 1991

9/8/2001	W	H	20-10
8/31/2000	L	H	16-20
10/3/1998	L	H	27-30
8/29/1996	W	H	19-13
8/31/1995	L	H	22-24
9/10/1994	W	H	12-10
9/18/1993	W	H	20-3
9/12/1992	W	H	10-7
10/5/1991	L	H	3-17
9/8/1990	W	H	23-12
9/9/1989	L	H	10-15
11/19/1988	T	H	34-34
9/26/1987	W	H	16-12
9/6/1986	W	H	21-13
9/28/1985	W	H	24-21
9/15/1984	W	H	17-13
9/3/1983	L	H	25-27
9/25/1982	W	H	31-22
10/3/1981	W	H	15-14
11/22/1980	W	H	28-16
9/8/1979	W	H	30-23
9/20/1975	L	H	17-19

BOSTON COLLEGE

Overall: BC leads, 13-9-2

All Games at WFU: 3-4
 Games at BB&T Field: 3-4
 All Games at BC: 6-9-1
 Games at Alumni Stadium: 3-5
 All Neutral site games: 0-0-1
 Dave Clawson vs. BC: 1-2
 Steve Addazio vs. WFU: 3-1
 Last WFU Win: 3-0 (10/10/15), at BC
 Last BC Win: 17-14 (11/26/16), at BB&T Field
 Last WFU win at BC: 3-0 (10/10/15)
 Last BC win at WFU: 17-14 (11/26/16)
 Current Streak: BC 1
 Longest WFU Streak: 2 (1946-47; 2003-04; 2011-12)
 Longest BC Streak: 4 (2007-10)
 Largest WFU win: 14 in 1951; 2012
 Largest BC win: 27 in 1942

11/26/2016	L	H	14-17
10/10/2015	W	A	3-0
10/25/2014	L	H	17-23
9/6/2013	L	A	10-24
11/3/2012	W	H	28-14
10/1/2011	W	A	27-19
11/6/2010	L	H	13-23

9/26/2009	L	A	24-27 (ot)
11/22/2008	L	H	21-24
9/1/2007	L	A	28-38
11/4/2006	W	H	21-14
10/15/2005	L	A	30-35
9/25/2004	W	H	17-14
8/30/2003	W	A	32-28
11/7/1953	L	A ²	7-20
10/4/1952	T	N ¹	7-7
9/21/1951	W	A	20-6
9/22/1950	T	A	7-7
9/30/1949	L	A	7-13
9/24/1948	L	A	9-26
11/8/1947	W	A	14-13
9/27/1946	W	A	12-6
10/24/1942	L	A ²	0-27
11/8/1941	L	A	6-26

1 - Winston-Salem, NC

2 - at Fenway Park

CLEMSON

Overall: Clemson leads, 64-17-1

All Games at WFU: 10-23-1
 Games at BB&T Field: 6-19-1
 All Games at Clemson: 7-37
 Games at Memorial Stadium: 7-32
 All Neutral site games: 0-4
 Dave Clawson vs. Clemson: 0-3
 Dabo Swinney vs. WFU: 8-0
 Last WFU Win: 12-7 (10/9/08), BB&T Field
 Last CU Win: 35-13 (11/19/16), at BB&T Field
 Last WFU win at Clemson: 29-19 (9/26/98)
 Last CU win at WFU: 35-13 (11/19/16)
 Current Streak: Clemson, 8
 Longest WFU Streak: 6 (1942-47)
 Longest CU Streak: 15 (1977-91)
 Largest WFU win: 29 in 1943
 Largest Clemson win: 58 in 1981

11/19/2016	L	H	13-35
11/21/2015	L	A	13-33
11/6/2014	L	H	20-34
9/28/2013	L	A	7-56
10/25/2012	L	H	13-42
11/12/2011	L	A	28-31
11/20/2010	L	H	10-30
10/17/2009	L	A	3-38
10/9/2008	W	H	12-7
11/10/2007	L	A	10-44
10/7/2006	L	H	17-27
10/1/2005	W	H	31-27
9/4/2004	L	A	30-37 (2ot)
11/1/2003	W	H	45-17
10/19/2002	L	A	23-31
10/27/2001	L	H	14-21
9/16/2000	L	A	7-55
10/30/1999	L	H	3-12
9/26/1998	W	A	29-19
11/1/1997	L	H	16-33
9/28/1996	L	A	10-21
9/16/1995	L	H	14-29
10/29/1994	L	A	8-24
10/16/1993	W	A	20-16
10/31/1992	W	H	18-15
11/2/1991	L	A	10-28
10/27/1990	L	H	6-24
10/28/1989	L	A	10-44
10/29/1988	L	H	21-38
10/31/1987	L	A	17-31

11/1/1986	L	H	20-28
11/2/1985	L	A	10-26
11/3/1984	L	A	14-37
10/29/1983	L	A	17-24
11/27/1982	L	N ¹	17-21
10/31/1981	L	A	24-82
11/1/1980	L	H	33-35
11/3/1979	L	A	0-31
11/4/1978	L	H	6-51
10/29/1977	L	A	0-26
10/9/1976	W	H	20-14
10/11/1975	L	A	14-16
11/2/1974	L	H	9-21
11/3/1973	L	A	8-35
10/28/1972	L	H	0-31
10/30/1971	L	A	9-10
10/17/1970	W	H	36-20
10/18/1969	L	A	14-28
9/21/1968	T	H	20-20
9/23/1967	L	A	6-23
10/29/1966	L	H	21-23
10/30/1965	L	A	13-26
10/17/1964	L	H	2-21
11/2/1963	L	A	0-36
10/6/1962	L	H	7-24
10/14/1961	W	A	17-13
9/24/1960	L	H	7-28
11/21/1959	L	A	31-33
11/1/1958	L	A	12-14
11/23/1957	L	A	6-13
10/1956	L	H	0-17
10/29/1955	L	A	13-19
10/30/1954	L	N ²	20-32
10/31/1953	L	A	0-18
11/3/1951	L	A	6-21
10/28/1950	L	H	12-13
10/29/1949	W	A	35-21
11/13/1948	L	N ³	14-21
10/4/1947	W	A	16-14
10/12/1946	W	H	19-7
12/1/1945	W	A	13-6
11/4/1944	W	H	13-7
10/30/1943	W	A	41-12
10/31/1942	W	H	19-6
11/15/1941	L	A	0-29
10/12/1940	L	A	0-39
11/11/1939	L	A	7-20
10/28/1938	L	H	0-7
10/31/1937	L	A	0-32
10/5/1936	W	H	6-0
10/5/1935	L	A	7-13
11/4/1933	L	N ²	0-13

1 - Mirage Bowl/Tokyo, Japan;

2 - Charlotte, NC;

3 - Winston-Salem, NC

DUKE

Overall: Duke leads, 57-38-2

All Games at WFU: 17-26-2
 Games at BB&T Field: 12-12-1
 All Games at Duke: 11-27
 Games at Wallace Wade Stadium: 19-26
 All Neutral site games: 0-4
 Dave Clawson vs. Duke: 2-2
 David Cutcliffe vs. WFU: 4-5
 Last WFU Win: 24-14 (9/10/16), at Duke
 Last Duke Win: 27-21 (11/28/15), at BB&T Field
 Last WFU at Duke: 24-14 (9/10/16)
 Last Duke win at WFU: 27-21 (11/28/15)

Current Streak: WFU 1
 Longest WFU Streak: 12 (2000-2011)
 Longest Duke Streak: 12 (1952-63)
 Largest WFU win: 38 in 2005
 Largest Duke win: 67 in 1937

9/10/2016	W	A	24-14
11/28/2015	L	H	21-27
11/29/2014	L	A	21-41
11/23/2013	L	H	21-28
10/29/2012	L	H	27-34
10/22/2011	W	A	24-23
9/11/2010	W	H	54-48
11/21/2009	W	A	45-34
11/1/2008	W	H	33-30 (ot)
10/6/2007	W	A	41-36
9/9/2006	W	H	14-13
10/29/2005	W	A	44-6
10/30/2004	W	H	24-22
10/18/2003	W	A	42-13
10/12/2002	W	H	36-10
10/13/2001	W	A	42-35
11/4/2000	W	H	28-26
11/13/1999	L	A	35-48
10/10/1998	L	H	16-19
10/25/1997	W	A	38-24
11/16/1996	W	H	17-16
10/28/1995	L	A	26-42
10/22/1994	L	H	26-51
10/23/1993	L	H	13-21
11/7/1992	W	A	28-14
11/9/1991	W	H	31-14
11/3/1990	L	A	20-57
11/4/1989	L	H	35-52
11/5/1988	W	A	35-16
11/7/1987	W	H	30-27
11/8/1986	L	A	36-38
11/9/1985	W	H	27-7
11/10/1984	W	A	20-16
11/5/1983	L	H	21-31
11/6/1982	L	A	26-46
11/7/1981	L	H	10-31
11/8/1980	W	A	27-24
11/10/1979	W	H	17-14
11/11/1978	L	A	0-3
11/5/1977	L	H	14-38
11/6/1976	W	A	38-17
11/8/1975	L	H	14-42
11/9/1974	L	A	7-23
11/10/1973	T	H	7-7
11/11/1972	W	A	9-7
11/13/1971	W	H	23-7
11/7/1970	W	A	28-14
10/11/1969	L	H	20-27
11/16/1968	L	A	3-18
9/16/1967	L	N ¹	13-31
11/13/1965	L	A	7-40
11/7/1964	W	H	20-7
11/9/1963	L	A	7-39
11/17/1962	L	H	0-50
10/7/1961	L	A	3-23
11/12/1960	L	H	7-34
11/14/1959	L	A	15-27
11/15/1958	L	H	0-29
10/19/1957	L	A	7-34
11/17/1956	L	H	0-26
11/19/1955	L	A	0-14
11/13/1954	L	H	21-28
9/26/1953	L	A	0-19

SERIES RESULTS

11/15/1952	L	H	7-14
11/10/1951	W	A	19-13
11/11/1950	W	A	13-7
11/5/1949	W	A	27-7
11/5/1948	W	A	27-20
11/6/1947	L	H	6-13
11/9/1946	L	A	0-13
10/13/1945	L	H	19-26
11/11/1944	L	A	0-34
10/3/1942	W	H	20-7
9/27/1941	L	A	14-43
10/26/1940	L	H	0-23
10/28/1939	L	A	0-6
10/22/1938	L	H ²	0-7
11/4/1937	L	A	0-67
11/7/1936	L	H	0-20
9/21/1935	L	N ³	7-26
11/10/1934	L	A	7-28
10/7/1933	L	A	0-22
10/21/1932	L	A	0-9
10/24/1931	L	A	0-28
11/22/1930	T	H	13-13
11/23/1929	L	A	0-20
11/10/1928	L	A	0-38
10/29/1927	L	H	6-32
10/30/1926	W	N ⁴	21-0
11/7/1925	W	A	21-3
11/11/1924	W	A	32-0
11/10/1923	W	H	16-6
11/11/1922	L	H	0-3
11/11/1921	L	H	0-17
10/17/1893	L	N ¹	6-12
11/27/1889	L	H	4-8
3/29/1889	W	H	32-0

1 - Raleigh, NC; 2 - Winston-Salem, NC;
3 - Greensboro, NC; 4 - Goldsboro, NC

FLORIDA STATE

Overall: FSU leads, 28-6-1

All Games at WFU: 3-8
Games at BB&T Field: 3-8
All Games at FSU: 3-19-1
Games at Bobby Bowden Field: 3-19-1
All Neutral site games: 0-1
Dave Clawson vs. FSU: 0-3
Jimbo Fisher vs. WFU: 6-1
Last WFU Win: 35-30 (10/8/11), at BB&T Field
Last FSU Win: 17-6 (10/15/16), at FSU
Last WFU win at FSU: 12-3 (9/20/08)
Last FSU win at WFU: 24-16 (10/3/15)
Current Streak: FSU, 5
Longest WFU Streak: 3 (2006-2009)
Longest FSU Streak: 14 (1992-2005)
Largest WFU win: 30 in 2006
Largest FSU win: 59 in 1995

10/15/2016	L	A	6-17
10/3/2015	L	H	16-24
10/4/2014	L	A	3-43
11/9/2013	L	H	3-59
9/15/2012	L	A	0-52
10/8/2011	W	H	35-30
9/25/2010	L	A	0-31
11/14/2009	L	H	28-41
9/20/2008	W	A	12-3
10/11/2007	W	H	24-21
11/11/2006	W	A	30-0
10/8/2005	L	A	24-41
10/23/2004	L	H	17-20

10/25/2003	L	A	48-24
11/2/2002	L	H	34-21
9/29/2001	L	A	24-48
11/11/2000	L	H	6-35
10/16/1999	L	A	10-33
11/14/1998	L	H	7-24
11/15/1997	L	A	7-58
11/9/1996	L	N ¹	7-44
10/14/1995	L	A	13-72
9/17/1994	L	H	14-56
10/30/1993	L	A	0-54
9/26/1992	L	A	7-35
9/15/1973	W	H	9-7
9/26/1970	L	A	14-19
11/23/1968	L	A	24-42
11/19/1966	L	A	0-28
11/6/1965	L	A	0-35
10/12/1963	L	A	0-35
10/1/1960	L	A	6-14
9/19/1959	W	A	22-20
10/4/1958	L	A	24-27
10/20/1956	T	A	14-14

1 - Orlando, FL

GEORGIA TECH

Overall: GT leads, 22-8

All Games at WFU: 2-9
Games at BB&T Field: 2-9
All Games at GT: 5-13
Games at Bobby Dodd Stadium: 5-13
Dave Clawson vs. GT: 0-0
Paul Johnson vs. WFU: 2-2
Last WFU Win: 9-6 (12/2/06) in ACC Champ¹
Last GT Win: 24-20 (10/2/10), BB&T Field
Last WFU win at GT: 24-21 (10/5/02)
Last GT win at WFU: 24-20 (10/2/10)
Games over last 10 years: 2-5
Current Streak: GT, 2
Longest WFU Streak: 3 (1986-88)
Longest GT Streak: 8 (1917-1985)
Largest WFU win: 27 in 1987
Largest GT win: 44 in 1920

10/2/2010	L	H	20-24
11/7/2009	L	A	27-30 (ot)
12/2/2006	W	N ¹	9-6
11/5/2005	L	A	17-30
10/11/2003	L	H	7-24
10/5/2002	W	A	24-21
11/17/2001	L	H	33-38
10/14/2000	L	A	20-52
11/20/1999	W	H	26-23
11/21/1998	L	A	35-63
9/20/1997	L	H	26-28
9/14/1996	L	A	10-30
11/4/1995	L	H	23-24
11/19/1994	W	A	20-13
11/13/1993	L	H	28-38
11/14/1992	W	A	23-10
11/16/1991	L	A	3-27
11/17/1990	L	H	7-42
11/18/1989	L	A	14-43
11/12/1988	W	H	28-24
11/21/1987	W	A	33-6
11/22/1986	W	H	24-21
11/27/1985	L	A	10-41
11/17/1984	L	H	7-24
11/12/1983	L	A	33-49
11/13/1982	L	H	7-45

9/24/1921	L	A	0-42
9/25/1920	L	A	0-44
10/6/1919	L	A	0-14
9/27/1917	L	A	0-33

1 - ACC Championship Game/Jacksonville, FL

LOUISVILLE

Overall: Louisville leads, 4-0

All Games at WFU: 0-1
Games at BB&T Field: 0-1
All Games at Louisville: 0-2
Games at Papa John's Cardinal Stadium: 0-2
All Neutral site games: 0-1
Dave Clawson vs. Louisville: 0-3
Bobby Petrino vs. WFU: 4-0
Last WFU Win: --
Last Louisville Win: 44-12 (11/12/16) at UL
Last WFU win at Louisville: --
Last Louisville win at WFU: 20-19 (10/30/15)
Current Streak: Louisville, 4
Longest WFU Streak: --
Longest Louisville Streak: 4, (2006-present)
Largest WFU win: --
Largest Louisville win: 32 in 2016

11/12/2016	L	A	12-44
10/30/2015	L	H	19-20
9/27/2014	L	A	10-20
1/2/2007	L	N ¹	13-24

1 - Orange Bowl/Miami, FL

MIAMI (FL)

Overall: Miami leads, 8-3

All Games at WFU: 0-4
Games at BB&T Field: 0-3
All Games at Miami: 3-4
Games at Sun Life Stadium: 0-2
Dave Clawson vs. Miami: 0-0
Mark Richt vs. WFU: 0-0
Last WFU Win: 27-0 (1944) at Miami
Last UM Win: 24-21 (10/26/13), at UM
Last WFU win at Miami: 27-0 (10/27/44)
Last Miami win at WFU: 28-27 (10/31/09)
Current Streak: UM, 7
Longest WFU Streak: 2 (1939, 1944)
Longest UM Streak: 7 (1969-current)
Largest WFU win: 33 in 1939
Largest Miami win: 45 in 2004

10/26/2013	L	A	21-24
10/31/2009	L	H	27-28
10/25/2008	L	A	10-16
11/12/2005	L	H	17-47
11/20/2004	L	A	7-52
9/25/1971	L	H	10-29
11/21/1969	L	A	7-49
10/27/1944	W	A	27-0
10/6/1939	W	A	33-0
11/15/1935	L	H	0-3
12/25/1928	W	A	13-6

NORTH CAROLINA

Overall: UNC leads, 69-35-2

All Games at WFU: 16-30
Games at BB&T Field: 7-14
All Games at UNC: 19-38-2
Games at Kenan Stadium: 17-29-2
All Neutral site games: 0-1
Dave Clawson vs. UNC: 0-1

Larry Fedora vs. WFU: 1-1
Last WFU Win: 28-27 (9/8/12), BB&T Field
Last UNC Win: 50-14 (10/17/11), at UNC
Last WFU win at UNC: 24-17 (11/28/06)
Last UNC win at WFU: 31-24 (11/13/04)
Current Streak: UNC, 1
Longest WFU Streak: 4 (1924-27, 1965-68)
Longest UNC Streak: 17 (1893-1923)
Largest WFU win: 65 in 1928
Largest UNC win: 36 in 2015

10/19/2015	L	A	14-50
9/8/2012	W	H	28-27
10/29/2011	L	A	24-49
10/27/2007	W	H	37-10
10/28/2006	W	A	27-17
11/13/2004	L	H	24-31
11/8/2003	L	A	34-42
10/26/2002	W	H	31-0
11/10/2001	W	A	32-31
9/9/2000	L	H	14-35
11/6/1999	W	A	19-3
10/24/1998	L	H	31-38
10/11/1997	L	A	12-30
10/5/1996	L	H	6-45
10/21/1995	L	A	7-31
11/12/1994	L	H	0-50
10/9/1993	L	A	35-45
9/5/1992	L	H	17-35
10/12/1991	L	A	10-24
10/6/1990	L	H	24-31
10/7/1989	W	A	17-16
10/8/1988	W	H	42-24
10/10/1987	W	A	22-14
10/11/1986	L	H	30-40
10/12/1985	L	A	14-34
10/13/1984	W	H	14-3
10/8/1983	L	A	10-30
10/9/1982	L	H	7-24
10/10/1981	L	A	10-48
10/11/1980	L	H	9-27
10/13/1979	W	A	24-19
10/14/1978	L	H	29-34
10/8/1977	L	A	3-24
10/30/1976	L	H	14-34
11/1/1975	W	A	21-9
9/21/1974	L	H	0-31
11/17/1973	L	A	0-42
10/21/1972	L	H	0-21
10/23/1971	L	A	3-7
10/24/1970	W	H	14-13
10/25/1969	L	A	3-23
10/26/1968	W	H	48-31
10/28/1967	W	A	20-10
10/22/1966	W	A	3-0
10/23/1965	W	H	12-10
10/3/1964	L	A	0-23
10/5/1963	L	H	0-21
10/27/1962	L	A	14-23
11/25/1961	W	H	17-14
10/15/1960	W	A	13-12
10/24/1959	L	H	19-21
10/25/1958	L	A	7-26
10/26/1957	L	H	7-14
10/27/1956	T	A	6-6
10/22/1955	W	H	25-0
10/23/1954	L	A	7-14
10/10/1953	L	H	13-18
10/18/1952	W	A	9-7

SERIES RESULTS

10/27/1951	W	H	39-7
10/14/1950	W	A	13-7
10/15/1949	L	A	14-28
10/9/1948	L	H	6-28
10/11/1947	W	A	19-7
11/16/1946	L	A	14-26
11/17/1945	W	A	14-13
9/23/1944	W	A	7-0
9/26/1942	L	A	0-6
10/25/1941	W	H	13-0
9/28/1940	W	A	12-0
9/30/1939	L	A	6-36
9/24/1938	L	A	6-14
10/16/1937	L	H	0-28
9/26/1936	L	N ¹	7-14
9/28/1935	L	A	0-14
9/29/1934	L	A	0-21
11/11/1933	L	A	0-26
9/24/1932	T	A	0-0
9/26/1931	L	A	0-37
9/27/1930	L	A	7-13
9/28/1929	L	A	0-48
9/29/1928	L	A	0-65
9/24/1927	W	A	9-8
9/25/1926	W	H	13-0
9/26/1925	W	A	6-0
9/27/1924	W	H	7-6
9/29/1923	L	A	0-22
9/30/1922	L	N ²	3-62
10/1/1921	L	A	0-21
10/2/1920	L	A	0-6
10/18/1919	L	A	0-6
9/30/1916	L	A	0-20
10/9/1915	L	A	0-35
10/10/1914	L	N ³	7-12
11/14/1914	L	N ⁴	0-53
11/15/1913	L	N ⁴	0-29
11/15/1913	L	A	0-7
10/12/1912	L	A	2-9
10/7/1911	L	A	3-12
10/22/1910	L	A	0-37
10/21/1909	L	A	0-18
9/17/1908	L	A	0-17
11/18/1893	L	N ³	0-40
1891	W		forfeit
11/22/1889	W	A	18-8
3/1/1889	L	N ³	0-33
10/18/1888	W	N ³	6-4

1 - Charlotte, NC; 2 - Goldsboro, NC;
3 - Raleigh, NC; 4 - Durham, NC

NC STATE

Overall: NC State leads 66-38-6

All Games at WFU: 19-30-2
Games at BB&T Field: 11-13
All Games at NCSU: 19-36-4
Games at Carter-Finley Stadium: 5-21
Dave Clawson vs. NCSU: 0-3
Dave Doeren vs. WFU: 3-1
Last WFU Win: 28-13 (10/5/13), BB&T Field
Last NCSU Win: 33-16 (10/1/16) at Raleigh
Last WFU win at NCSU: 25-23 (10/14/06)
Last NCSU win at WFU: 35-17 (10/24/15)
Current Streak: NCSU, 3
Longest WFU Streak: 4 (1951-54)
Longest NCSU Streak: 10 (1908-17)
Largest WFU win: 48 in 1943
Largest NCSU win: 76 in 1908

10/1/2016	L	A	16-33
10/24/2015	L	H	17-35
11/15/2014	L	A	13-42
10/5/2013	W	H	28-13
11/10/2012	L	A	6-37
9/10/2011	W	H	34-27
11/13/2010	L	A	3-38
10/3/2009	W	H	30-24
11/15/2008	L	A	21-17
11/17/2007	W	H	37-10
10/14/2006	W	A	25-23
10/22/2005	W	H	27-19
10/2/2004	L	A	21-27 (ot)
9/6/2003	W	H	38-24
9/14/2002	L	A	32-13
10/6/2001	L	H	14-17
11/25/2000	L	A	14-32
9/25/1999	W	H	31-7
11/7/1998	L	A	27-38
9/25/1997	W	H	19-18
11/23/1996	L	A	22-37
11/18/1995	L	H	23-52
10/15/1994	L	A	3-34
9/11/1993	L	H	16-34
11/21/1992	L	A	14-42
9/21/1991	L	H	3-30
9/15/1990	L	A	15-20
9/16/1989	L	H	17-27
9/17/1988	L	A	6-14
9/19/1987	W	H	21-3
9/20/1986	L	A	38-42
9/21/1985	L	H	17-20
9/22/1984	W	A	24-15
10/1/1983	L	H	15-38
9/18/1982	L	A	0-30
9/12/1981	L	H	23-28
9/27/1980	W	A	27-7
9/29/1979	L	A	14-17
9/30/1978	L	H	10-34
9/24/1977	L	A	14-41
9/11/1976	W	H	20-18
9/13/1975	W	A	30-22
9/7/1974	L	H	15-33
11/24/1973	L	A	13-52
10/14/1972	L	H	13-42
10/9/1971	L	A	14-21
11/14/1970	W	H	16-13
9/13/1969	W	A	22-21
9/14/1968	L	H	6-10
10/21/1967	L	A	7-24
10/1/1966	L	H	12-15
9/25/1965	L	A	11-13
11/20/1964	W	H	27-13
11/22/1963	L	A	0-42
11/22/1962	L	H	3-27
10/21/1961	L	A	0-7
11/5/1960	L	H	12-14
10/17/1959	W	A	17-14
10/11/1958	W	H	13-7
11/2/1957	L	A	0-19
11/3/1956	W	H	13-0
10/15/1955	T	A	13-13
10/23/1954	W	H	26-0
10/17/1953	W	A	20-7
11/1/1952	W	H	21-6
9/29/1951	W	A	21-6
11/18/1950	T	H	6-6
11/12/1949	L	A	14-27
10/9/1948	W	H	34-13

11/15/1947	L	A	0-20
10/19/1946	L	H	6-14
10/20/1945	W	A	19-18
10/21/1944	W	A	21-7
10/16/1943	W	A	54-6
10/17/1942	T	A	0-0
10/18/1941	W	A	7-0
11/9/1940	W	A	20-14
10/14/1939	W	A	32-0
10/15/1938	L	A	7-19
10/23/1937	L	H	0-20
10/3/1936	W	A	9-0
10/12/1935	L	A	6-21
10/6/1934	W	A	13-12
10/21/1933	T	A	0-0
10/15/1932	T	A	0-0
10/16/1931	W	A	6-0
10/16/1930	W	A	7-0
10/17/1929	L	A	6-8
10/18/1928	L	A	0-37
10/13/1927	L	A	7-30
11/29/1926	L	A	3-7
11/14/1925	L	A	0-6
11/22/1924	W	A	12-0
11/24/1923	W	A	14-0
11/25/1922	L	H	0-32
11/19/1921	L	A	0-14
11/25/1920	L	A	7-49
11/27/1919	L	A	7-21
11/23/1918	W	A	21-0
10/18/1917	L	A	6-17
10/19/1916	L	A	0-6
10/16/1915	L	A	0-7
10/3/1914	L	A	0-51
11/1/1913	L	A	0-37
11/2/1912	L	H	0-12
11/18/1911	L	A	6-13
11/19/1910	L	A	3-28
9/30/1908	L	H	0-76
11/21/1908	L	H	0-25
10/19/1895	T	A	4-4

NOTRE DAME

Overall: Notre Dame leads, 3-0

All Games at WFU: 0-1
Games at BB&T Field: 0-1
All Games at Notre Dame: 0-2
Games at the Notre Dame Stadium: 0-2
Dave Clawson vs. Notre Dame: 0-1
Brian Kelly vs. WFU: 3-0
Last WFU Win: --
Last ND Win: 28-7 (11/14/15) at ND
Last WFU win at ND: --
Last ND win at WFU: 24-17 (11/5/11)
Current Streak: Notre Dame 3
Longest WFU Streak: --
Longest ND Streak: 3 (2011-Present)
Largest WFU win: --
Largest ND win: 38 in 2012

11/14/2015	L	A	7-28
11/17/2012	L	A	0-38
11/5/2011	L	H	17-24

PITT

Overall: 0-0

Dave Clawson vs. Pitt: 0-0
Pat Narduzzi vs. WFU: 0-0

PRESBYTERIAN

Overall: Wake Forest leads, 7-4-1

All Games at WFU: 6-2
Games at BB&T Field: 2-0
All Games at Presbyterian: 0-1
All Neutral site games: 1-1-1
Dave Clawson vs. Presbyterian: 0-0
Tommy Spangler vs. WFU: 0-0
Last WFU Win: 31-7 (8/29/13) at WFU
Last PC Win: 13-0 (11/8/30) at Charlotte
Last WFU win at PC: --
Last PC win at WFU: 12-7 (10/6/28)
Current Streak: Wake Forest 7
Longest WFU Streak: 7 (1931-Present)
Longest PC Streak: 3 (1926-28)
Largest WFU win: 53 in 1945
Largest PC win: 13 in 1926 and 1930

8/29/2013	W	H	31-7
9/2/2010	W	H	53-13
11/3/1945	W	H	53-0
10/31/1936	W	H	19-0
11/1/1935	W	H	18-0
10/20/1934	W	H	14-6
11/7/1931	W	N ¹	12-0
11/8/1930	L	N ²	0-13
11/19/1929	T	N ¹	0-0
10/6/1928	L	H	7-12
10/7/1927	L	A	7-14
10/16/1926	L	H	0-13

1 - Greensboro, N.C.; 2 - Charlotte, N.C.

SYRACUSE

Overall: Syracuse leads, 4-2

All Games at WFU: 2-1
Games at BB&T Field: 2-1
All Games at SU: 0-3
Games at the Carrier Dome: 0-3
Dave Clawson vs. SU: 1-2
Dino Babers vs. WFU: 0-1
Last WFU Win: 28-9 (10/8/16) at BB&T Field
Last SU Win: 30-17 (9/12/15) at SU
Last WFU win at SU: --
Last SU win at WFU: 30-7 (10/18/14)
Current Streak: WFU 1
Longest WFU Streak: 1 (2006, 2016)
Longest SU Streak: 4 (2011-15)
Largest WFU win: 19 in 2016
Largest SU win: 23 in 2014

10/8/2016	W	H	28-9
9/12/2015	L	A	17-30
10/18/2014	L	H	7-30
11/2/2013	L	A	0-13
9/1/2011	L	A	29-36 (ot)
9/2/2006	W	H	20-10

UTAH STATE

Overall: Utah State leads, 1-0

All Games at WFU: 0-0
Games at BB&T Field: 0-0
All Games at Utah State: 0-1
Games at the Maverik Stadium: 0-1
Dave Clawson vs. Utah State: 0-1
Matt Wells vs. WFU: 1-0
Current Streak: Utah State 1

9/13/2014	L	A	24-36
-----------	---	---	-------

SERIES RESULTS

VIRGINIA

Overall: UVa leads, 34-15

All Games at WFU: 6-17
Games at BB&T Field: 4-14
All Games at UVa: 9-17
Games at Scott Stadium: 9-16
Dave Clawson vs. UVa: 1-0
Bronco Mendenhall vs. WFU: 0-1
Last WFU Win: 27-20 (11/5/16) at WFU
Last UVa Win: 17-16 (11/3/07) at UVa
Last WFU win at UVa: 16-10 (10/20/12)
Last UVa win at WFU: 38-34 (9/28/02)
Current Streak: WFU, 3
Longest WFU Streak: 3 (1959-61, 2008-pres.)
Longest UVa Streak: 17 (1984-2000)
Largest WFU win: 45 in 1975
Largest UVa: 42 in 1889

11/5/2016	W	H	27-20
10/20/2012	W	A	16-10
11/8/2008	W	H	28-17
11/3/2007	L	A	16-17
9/27/2003	L	A	21-24
9/28/2002	L	H	38-34
11/3/2001	W	A	34-30
9/30/2000	L	H	10-27
9/18/1999	L	A	7-35
10/31/1998	L	H	17-38
10/4/1997	L	A	13-21
9/21/1996	L	H	7-42
9/30/1995	L	A	17-35
10/8/1994	L	H	6-42
11/6/1993	L	A	9-21
10/3/1992	L	H	17-31
10/26/1991	L	A	7-48
10/20/1990	L	H	14-49
10/21/1989	L	A	28-47
10/22/1988	L	H	14-34
10/24/1987	L	A	21-35
10/4/1986	L	H	28-30
10/26/1985	L	H	18-20
10/20/1984	L	A	9-28
10/22/1983	W	H	38-34
10/23/1982	L	A	27-34
10/24/1981	W	A	24-21
10/25/1980	L	H	21-24
9/9/1978	W	H	14-0
10/22/1977	L	A	10-12
10/23/1976	L	H	17-18
10/25/1975	W	A	66-21
10/26/1974	L	H	0-14
10/27/1973	L	A	10-21
11/18/1972	L	H	12-15
10/3/1970	W	A	27-7
11/8/1969	W	A	23-21
10/7/1967	L	H	12-14
9/17/1966	L	A	10-24
9/19/1964	W	A	31-21
10/20/1962	L	A	12-14
10/28/1961	W	H	21-15
10/29/1960	W	A	28-20
10/31/1959	W	H	34-12
10/5/1957	L	H	20-28
10/6/1956	L	A	6-7
11/12/1955	W	A	13-7
1911/2/11	L	A	6-29
12/9/1889	L	H	4-46

VIRGINIA TECH

Overall: VT leads, 24-12-1

All Games at WFU: 6-13
Games at BB&T Field: 3-8
All Games at VT: 4-9-1
Games at Lane Stadium: 4-5
All Neutral site games: 2-2
Dave Clawson vs. VT: 1-1
Justin Fuente vs. WFU: 4-1
Last WFU Win: 6-3 (2 OT - 11/22/14) at WFU
Last VT Win: 38-17 (10/15/11), at BB&T Field
Last WFU win at VT: 13-6 (9/10/83)
Last VT win at WFU: 38-17 (10/15/11)
Current Streak: WFU, 1
Longest WFU Streak: 3 (1969-71)
Longest VT Streak: 5 (three times)
Largest WFU win: 19 in 1970
Largest VT win: 52 in 1916

11/22/2014	W	H	6-3 (2 ot)
10/15/2011	L	H	17-38
10/16/2010	L	A	21-52
11/18/2006	L	H	6-27
10/9/2004	L	H	10-17
9/8/1984	L	H	20-21
9/10/1983	W	A	13-6
10/2/1982	W	A	13-10
9/26/1981	L	A	14-30
9/6/1980	L	H	7-16
10/6/1979	W	A	19-14
9/16/1978	L	H	6-28
11/19/1977	L	A	10-28
9/4/1976	L	H	6-23
11/22/1975	L	A	10-40
11/25/1972	L	H	9-44
9/18/1971	W	A	20-9
10/10/1970	W	H	28-9
9/27/1969	W	H	16-10
10/12/1968	L	A	6-7
11/5/1966	L	H	0-11
9/18/1965	L	N ¹	3-12
9/26/1964	W	N ¹	38-21
9/28/1963	L	H	0-27
11/10/1962	L	A	8-37
11/11/1961	W	H	24-15
10/8/1960	L	A	13-22
9/26/1959	W	H	2-18
9/27/1958	W	N ²	13-6
11/9/1957	L	H	3-10
11/10/1956	T	A	13-13
9/17/1955	W	H	13-0
9/25/1954	L	N ³	0-32
11/8/1919	L	A	0-40
11/9/1918	L	H	0-27
11/3/1917	L	H	0-50
11/11/1916	L	A	0-52

1 - Roanoke, VA; 2 - Norfolk, VA;
3 - Richmond, VA

ALL-TIME RECORDS BY LOCATION

Alabama	W	L	T	Pct.
Auburn	1	6	0	.143
Birmingham	0	1	0	.000
Total	1	7	0	.125
California	W	L	T	Pct.
Palo Alto	0	1	0	.000
Colorado	W	L	T	Pct.
Colorado Springs	0	1	0	.000
Connecticut	W	L	T	Pct.
East Hartford	1	0	0	.000
District of Columbia	W	L	T	Pct.
Washington, DC	7	4	0	.636
Delaware	W	L	T	Pct.
Newark	1	0	0	1.000
Florida	W	L	T	Pct.
Coral Gables	0	1	0	.000
Gainesville	0	2	0	.000
Jacksonville	2	0	0	1.000
Miami	3	5	0	.375
Orlando	0	2	0	.000
Tallahassee	3	19	1	.152
Tampa	0	2	0	.000
Total	8	31	1	.213
Georgia	W	L	T	Pct.
Athens	2	1	0	.667
Atlanta	4	14	0	.222
Macon	0	2	0	.000
Total	6	17	0	.261
Hawai'i	W	L	T	Pct.
Honolulu	1	0	0	1.000
Illinois	W	L	T	Pct.
DeKalb	0	1	0	.000
Evanston	0	2	0	.000
Total	0	3	0	.000
Indiana	W	L	T	Pct.
Bloomington	1	0	0	1.000
West Lafayette	1	3	0	.250
South Bend	0	2	0	.000
Total	2	5	0	.286
Japan	W	L	T	Pct.
Tokyo	0	1	0	.000
Kansas	W	L	T	Pct.
Manhattan	0	1	0	.000
Kentucky	W	L	T	Pct.
Louisville	0	2	0	.000
Louisiana	W	L	T	Pct.
Baton Rouge	0	2	0	.000
Monroe	0	1	0	.000
New Orleans	0	2	0	.000
Shreveport	1	0	0	1.000
Total	1	5	0	.167
Massachusetts	W	L	T	Pct.
Boston	5	4	1	.550
Chestnut Hill	2	5	0	.286
Total	7	9	1	.441
Maryland	W	L	T	Pct.
Annapolis	5	2	0	.714
College Park	7	23	0	.233
Total	12	25	0	.324
Michigan	W	L	T	Pct.
Ann Arbor	0	2	0	.000
Minnesota	W	L	T	Pct.
Minneapolis	0	1	0	.000
Mississippi	W	L	T	Pct.
Oxford	1	0	0	1.000
Nebraska	W	L	T	Pct.
Lincoln	0	2	0	.000

North Carolina	W	L	T	Pct.
Asheville	2	1	0	.667
Chapel Hill	18	42	2	.306
Charlotte	17	17	4	.500
Davidson	0	5	0	.000
Durham	22	29	0	.431
Elon	1	0	0	1.000
Gastonia	0	1	0	.000
Goldsboro	1	1	0	.500
Greensboro	4	3	2	.556
Greenville	2	2	0	.500
Raleigh	25	47	4	.355
Wake Forest	89	42	9	.668
Wilmington	1	1	0	.500
Winston-Salem	138	181	4	.433
Total	320	372	25	.464
New Jersey	W	L	T	Pct.
New Brunswick	1	0	0	1.000
New York	W	L	T	Pct.
West Point	5	4	0	.556
Syracuse	0	3	0	.000
Total	5	7	0	.417
Oklahoma	W	L	T	Pct.
Norman	0	1	0	.000
Tulsa	1	0	0	1.000
Total	1	1	0	.500
Pennsylvania	W	L	T	Pct.
Philadelphia	0	2	0	.000
Pittsburgh	1	0	0	1.000
State College	0	1	0	.000
Villanova	1	1	0	.500
Total	2	4	0	.333
South Carolina	W	L	T	Pct.
Charleston	0	1	0	.000
Clemson	7	37	0	.1659
Clinton	0	2	0	.000
Columbia	8	22	1	.274
Florence	0	1	0	.000
Greenville	3	5	0	.375
Spartanburg	3	0	0	1.000
Total	21	68	1	.239
Tennessee	W	L	T	Pct.
Chattanooga	1	0	0	1.000
Knoxville	2	5	0	.286
Memphis	1	3	0	.250
Nashville	3	6	0	.333
Total	7	14	0	.333
Texas	W	L	T	Pct.
Austin	0	1	0	.000
Dallas	0	1	0	.000
Fort Worth	0	1	0	.000
Houston	0	3	0	.000
Irving	0	1	0	.000
Lubbock	0	1	0	.000
Waco	1	3	0	.250
Total	1	11	0	.083
Utah	W	L	T	Pct.
Logan	0	1	0	.000
Virginia	W	L	T	Pct.
Blacksburg	4	11	1	.258
Charlottesville	9	17	0	.346
Hampden-Sydney	0	1	0	.000
Lexington	2	8	2	.250
Lynchburg	2	1	0	.667
Norfolk	1	2	0	.333
Quantico	0	1	0	.000
Richmond	5	8	1	.393
Roanoke	1	1	0	.500
Williamsburg	5	3	1	.611
Total	29	53	5	.362
Washington	W	L	T	Pct.
Seattle	1	0	0	1.000
Washington, D.C.	W	L	T	Pct.
Washington, D.C.	1	0	0	1.000
West Virginia	W	L	T	Pct.
Huntington	1	1	0	.500
Morgantown	0	1	0	.000
Total	1	2	0	.333



YEAR-BY-YEAR RESULTS

1888

Coach: W.C. Dowd**Record: 1-0**

Captain: W.C. Dowd

Oct. 18 North Carolina W 6-4

1889

Coach: W.C. Riddick**Record: 3-3**

Captain: Oscar Riddick

Nov. 22 at North Carolina W 18-8
Nov. 27 Trinity L 4-8
Dec. 9 Virginia L 4-46
Dec. 10 Richmond W 32-14
Mar. 1 North Carolina (Spring) L 0-33
Mar. 29 Trinity (Spring) W 32-0

1890

No Team

1891

Coach: W.E. Sikes**Record: 1-0**

Captain: Vernon Howell

North Carolina W forfeit

1892

Coach: W.E. Sikes**Record: 4-0-1**

Captain: George Blanton

May 19 Asheville Athletics W 40-0
Oct. 21 at Virginia Military T 12-12
Oct. 22 at Washington & Lee W 16-0
Oct. 24 at Richmond W 16-0
Nov. 24 at Tennessee W 10-6

1893

Coach: W.E. Sikes**Record: 1-2**

Captain: Unknown

Oct. 17 Trinity¹ L 6-12
Nov. 6 Tennessee W 64-0
Nov. 18 North Carolina L 0-40

1 - Raleigh, NC

1894

No team

1895

Coach: Unknown**Record: 0-0-1**

Captain: John Gore

Oct. 19 NC State T 4-4

1896-1907

No team

1908

Coach: A.P. Hall, Jr.**Record: 1-4**

Captain: W.H. Hipps

Sept. 26 at North Carolina L 0-17
Oct. 3 NC State L 0-25
Oct. 10 Warrenton High School W 21-0
Nov. 14 Davidson L 4-31
Nov. 21 NC State L 0-76

1909

Coach: A.T. Myers**Record: 2-4**

Captain: L.W. Leggett

Oct. 2 at North Carolina L 0-18
Oct. 4 Maryville W 3-0
Oct. 16 at Washington & Lee L 0-17
Oct. 23 at South Carolina W 8-0
Oct. 25 N.C. Medical College L 0-5
Nov. 5 Richmond L 0-5

1910

Coach: Reddy Rowe**Record: 2-7**

Captain: Phil Utley

Sept. 24 Warrenton Prep W 17-0
Oct. 8 Horner W 28-0
Oct. 15 Norfolk Artillery Blues L 0-31
Oct. 22 North Carolina L 0-37
Oct. 27 South Carolina L 0-6
Oct. 29 The Citadel L 5-9
Nov. 12 USS Franklin L 0-11
Nov. 19 NC State L 3-28
Nov. 24 Davidson L 0-32

1911

Coach: Frank Thompson**Record: 3-5**

Captain: Carl Betts

Sept. 30 Warrenton Prep W 52-0
Oct. 7 at North Carolina L 3-12
Oct. 14 Roanoke W 62-0
Oct. 21 at Washington & Lee L 5-18
Nov. 2 at Virginia L 6-29
Nov. 11 Davidson¹ L 0-9
Nov. 18 North Carolina State L 6-13
Nov. 23 USS Franklin² W 26-0

1 - Greensboro, NC; 2 - Durham, NC

1912

Coach: Frank Thompson**Record: 2-6**

Captain: Bruce Holding

Sept. 28 N.C. Medical College W 33-0
Oct. 5 South Carolina L 3-10
Oct. 12 North Carolina L 2-9
Oct. 26 Washington & Lee L 0-20
Nov. 2 NC State L 0-12
Nov. 9 Medical College Virginia L 14-23
Nov. 16 Horner W 49-0
Nov. 28 Davidson L 7-13

1913

Coach: Frank Thompson**Record: 0-8**

Captain: Paul C. Carter

Sept. 27 at North Carolina L 0-7
Oct. 11 at South Carolina L 10-27
Oct. 18 Richmond L 13-14
Oct. 25 Washington & Lee L 0-33
Nov. 1 NC State L 0-37
Nov. 8 Gallaudet L 7-47
Nov. 15 North Carolina L 0-29
Nov. 27 Davidson L 0-6

1914

Coach: Dr. W.C. Smith**Record: 3-6**

Captain: George G. Moore

Oct. 3 NC State L 0-51
Oct. 10 USS Franklin W 13-0
North Carolina L 0-53
Oct. 24 at Washington & Lee L 0-72
Oct. 31 Roanoke W 19-0
Nov. 7 at South Carolina L 0-26
Nov. 14 at North Carolina L 7-12
Nov. 26 at Davidson L 6-7
Wofford W 41-0

1915

Coach: Dr. W.C. Smith**Record: 3-4**

Captain: George G. Moore

Sept. 25 Florence YMCA W 80-0
Oct. 9 at North Carolina L 0-35
Oct. 16 NC State L 0-7
Oct. 30 Richmond Blues W 40-0
Nov. 6 at Virginia Military L 6-21
Nov. 11 Gallaudet W 28-6
Nov. 25 at Davidson L 7-21

1916

Coach: G.M. Billings**Record: 3-3**

Captain: Charles Parker

Sept. 30 at North Carolina L 0-20
Oct. 7 Guilford W 33-0
Oct. 19 NC State L 0-6
Nov. 4 at South Carolina W 33-7
Nov. 11 at Virginia Tech L 0-52
Nov. 18 Wofford W 41-0

1917

Coach: E.T. MacDonnell**Record: 1-6-1**

Captain: Ashley D. Pace

Sept. 29 at Georgia Tech L 0-33
Oct. 6 at Furman L 6-7
Oct. 13 Guilford W 20-0
Oct. 18 NC State L 6-17
Oct. 27 at Maryland L 13-29
Nov. 3 Virginia Tech L 0-50
Nov. 17 Davidson L 7-72
Nov. 29 Hampden-Sydney T 7-7

1918

Coach: Harry Rabenhorst**Record: 1-2**

Captain: Harry Rabenhorst

Nov. 9 Virginia Tech L 0-27
Nov. 16 Washington & Lee L 7-20
Nov. 23 NC State W 21-0

1919

Coach: Harry Rabenhorst**Record: 2-6**

Captain: Harry Rabenhorst

Sept. 26 Davidson L 0-21
Oct. 6 at Georgia Tech L 0-14
Oct. 18 at North Carolina L 0-6
Oct. 25 at Furman L 7-39
Nov. 1 at Sewanee Club (VA) W 39-3
Nov. 8 at Virginia Tech L 0-40
Nov. 15 Guilford W 65-0
Nov. 27 at NC State L 7-21

1920

Coach: J.L. White**Record: 2-7**

Captain: Harry Rabenhorst

Sept. 25 at Georgia Tech L 0-44
Oct. 2 at North Carolina L 0-6
Oct. 9 at Washington & Lee L 0-27
Oct. 16 at Davidson L 7-27
Oct. 23 at Furman L 0-17
Oct. 30 Guilford W 48-6
Nov. 6 Elon W 29-0
Nov. 13 at Richmond L 7-20
Nov. 25 NC State L 7-49

1921

Coach: J.L. White**Record: 2-8**

Captain: Fitzhugh L. Fulton

Sept. 24 at Georgia Tech L 0-42
Oct. 1 North Carolina L 0-21
Oct. 8 at Virginia Military L 0-20
Oct. 15 at Davidson W 10-7
Oct. 22 at William & Mary L 14-21
Oct. 29 Guilford W 28-0
Nov. 5 at Richmond L 0-41
Nov. 11 Trinity L 0-17
Nov. 19 NC State L 0-14
Nov. 24 at Hampden-Sydney L 14-39

1922

Coach: George Levene**Record: 3-5-2**

Captain: George Heckman

Sept. 23 Atlantic Christian W 34-0
Sept. 30 North Carolina¹ L 3-62
Oct. 7 Elon W 7-0
Oct. 14 Davidson T 6-6
Oct. 21 at Lynchburg L 7-20
Oct. 27 at Guilford T 0-0
Nov. 4 William & Mary L 0-18
Nov. 11 Trinity (Duke) L 0-3
Nov. 25 NC State L 0-32
Nov. 30 Hampden-Sydney W 9-3

1 - Goldsboro, N.C.

HANK GARRITY

1923-25 (3 seasons)

19-7-1 (.722)

1923

Record: 6-3

Captain: Pete Pegano

Sept. 29 at North Carolina L 0-22 5,000
Oct. 6 Guilford W 41-0
Oct. 13 Lynchburg W 25-0
Oct. 20 at Davidson W 6-0 4,000
Oct. 27 at Florida¹ L 7-16 7,000
Nov. 10 Trinity (Duke)² W 16-6 1,500
Nov. 17 Elon W 9-6
Nov. 24 NC State W 14-0 4,000
Dec. 1 at South Carolina L 7-14

1 - Tampa, Fla., 2 - Winston-Salem, N.C.

1924

Record: 7-2

Captain: Bill Moran

Sept. 27 North Carolina W 7-6 3,000
Oct. 11 at Washington & Lee W 10-8
Oct. 18 at Florida¹ L 0-34
Oct. 25 at Lynchburg W 37-7
Nov. 1 Guilford W 67-0
Nov. 11 at Trinity (Duke) W 32-0 7,000
Nov. 15 Elon W 42-0
Nov. 22 at NC State W 12-0 6,000
Nov. 27 at South Carolina L 0-7

1 - Tampa, Fla.

YEAR-BY-YEAR RESULTS

1925

Record: 6-2-1		Captain: Murray Greason	
Sept. 26	at North Carolina	W	6-0
Oct. 3	at Davidson	T	7-7
Oct. 10	Lenoir-Rhyne	W	49-0
Oct. 24	at Florida	L	3-24
Oct. 31	Guilford	W	25-0
Nov. 7	at Duke	W	21-3
Nov. 14	at NC State	L	0-6
Nov. 20	Furman ¹	W	9-0
Nov. 26	at Elon	W	65-0

1 - Asheville, N.C.

JAMES BALDWIN

1926-27 (2 seasons)
7-10-3 (.425)

1926

Record: 5-4-1		Captain: Blaine Rackley	
Sept. 25	North Carolina	W	13-0
Oct. 2	at Wofford ¹	W	27-0
Oct. 9	at Furman	L	0-10
Oct. 16	Presbyterian	L	0-13
Oct. 23	at Davidson	T	3-3
Oct. 30	Duke ²	W	21-0
Nov. 6	Elon	W	53-0
Nov. 13	at William & Mary	L	6-13
Nov. 20	Guilford	W	60-0
Nov. 29	at NC State	L	3-7

1 - Salisbury, NC; 2 - Goldsboro, NC

1927

Record: 2-6-2		Captain: Austin G. Ober	
Sept. 24	at North Carolina	W	9-8
Oct. 1	Elon	T	0-0
Oct. 7	at Presbyterian ¹	L	7-14
Oct. 13	at NC State	L	7-30
Oct. 22	Davidson ²	T	13-13
Oct. 29	Duke	L	6-32
Nov. 5	Furman	L	0-53
Nov. 11	at Quantico Marines	L	10-39
Nov. 19	High Point	W	13-0
Nov. 24	at Mercer ¹	L	0-34

1 - Asheville, NC; Greensboro, NC

STANLEY COFALL

1928 (1 season)
2-6-2 (.300)

1928

Record: 2-6-2		Captain: Hal Weir	
Sept. 29	at North Carolina	L	0-65
Oct. 6	Presbyterian	L	7-12
Oct. 13	at William & Mary	T	0-0
Oct. 18	at NC State	L	0-37
Oct. 27	at Davidson	W	25-6
Nov. 3	Furman	L	0-18
Nov. 10	at Duke	L	0-38
Nov. 16	Wofford	T	7-7
Nov. 29	at Mercer	L	12-14
Dec. 25	at Miami (FL)	W	13-6

F.S. MILLER

1929-32 (4 seasons)
18-15-4 (.540)

1929

Record: 6-5-1		Captain: Johnny Cox	
Sept. 21	Catawba	W	20-0
Sept. 28	at North Carolina	L	0-48
Oct. 5	at Richmond	W	19-0
Oct. 11	Elon	W	25-6
Oct. 17	at NC State	L	6-8
Oct. 26	Davidson	W	6-0
Nov. 2	at Furman	L	0-12
Nov. 9	at Wofford	W	18-0
Nov. 16	at Navy	L	0-61
Nov. 19	Presbyterian ¹	T	0-0
Nov. 23	at Duke	L	0-20
Nov. 28	Mercer ²	W	13-0

1 - Greensboro, NC; 2 - Asheville, NC

1930

Record: 5-3-1		Captain: Jack Parker	
Sept. 27	at North Carolina	L	7-13
Oct. 4	Guilford	W	20-0
Oct. 10	Baltimore	W	44-0
Oct. 16	at NC State	W	7-0
Oct. 25	Mercer	W	21-0
Nov. 1	at Temple	L	0-36
Nov. 8	Presbyterian ¹	L	0-13
Nov. 22	Duke	T	13-13
Nov. 27	Davidson ²	W	13-2

1 - Asheville, NC; 2 - Charlotte, NC

1931

Record: 4-4		Captain: Leon Brogden	
Sept. 26	at North Carolina	L	0-37
Oct. 3	Furman ¹	L	6-36
Oct. 16	at NC State	W	6-0
Oct. 24	at Duke	L	0-28
Oct. 31	Erskine	W	13-0
Nov. 7	Presbyterian ²	W	12-0
Nov. 14	at Oglethorpe	L	0-37
Nov. 26	Davidson ³	W	7-0

1 - Gastonia, NC; 2 - Greensboro, NC; 3 - Charlotte, NC

1932

Record: 3-3-2		Captain: Bill Green	
Sept. 24	at North Carolina	T	0-0
Oct. 8	South Carolina ¹	W	6-0
Oct. 15	at NC State	T	0-0
Oct. 21	at Duke	L	0-9
Oct. 29	at Delaware	W	7-0
Nov. 5	Catholic	L	6-14
Nov. 11	Carson-Newman	W	20-6
Nov. 24	at Davidson	L	0-7

1 - Charlotte, NC

JAMES H. WEAVER

1933-36 (4 seasons)
10-23-1 (.309)

1933

Record: 0-5-1		Captain: Duncan Wilson	
Oct. 7	at Duke	L	0-22
Oct. 21	at NC State	T	0-0
Oct. 28	Catholic	L	0-12
Nov. 4	Clemson ¹	L	0-13
Nov. 11	at North Carolina	L	0-26
Nov. 30	Davidson ¹	L	13-20

1 - Charlotte, NC

1934

Record: 3-7		Captain: Pat Swan	
Sept. 22	Guilford	W	62-0
Sept. 29	at North Carolina	L	0-21
Oct. 6	at NC State	W	13-12
Oct. 11	Furman ¹	L	2-3
Oct. 20	Presbyterian	W	14-6
Oct. 26	at George Washington	L	2-6
Nov. 3	Emory & Henry	L	0-13
Nov. 10	at Duke	L	7-28
Nov. 17	at Richmond	L	6-39
Nov. 29	at Davidson	L	12-13

1 - Florence, SC

1935

Record: 2-7		Captain: Perk Reinhardt	
Sept. 21	Duke ¹	L	7-26
Sept. 28	at North Carolina	L	0-14
Oct. 5	at Clemson	L	7-13
Oct. 12	at NC State	L	6-21
Oct. 18	Furman ²	L	0-9
Oct. 26	George Washington	W	7-6
Nov. 1	Presbyterian	W	18-0
Nov. 15	Miami (FL)	L	0-3
Nov. 28	Davidson	L	7-14

1 - Greensboro, NC; 2 - Charlotte, NC

1936

Record: 5-4		Captain: Ed Rogers	
Sept. 26	North Carolina ¹	L	7-14
Oct. 3	at NC State	W	9-0
Oct. 10	Wofford	W	32-0
Oct. 16	Clemson	W	6-0
Oct. 23	at George Washington	L	12-13
Oct. 31	Presbyterian	W	19-0
Nov. 7	Duke (15)	L	0-20
Nov. 13	Erskine	W	19-6
Nov. 26	at Davidson	L	6-19

1 - Charlotte, NC



D.C. WALKER

1937-50 (14 seasons)
77-51-6 (.597)

1937

Record: 3-6		Captain: A.M. Munford	
Sept. 25	at Tennessee	L	0-32
Oct. 1	at George Washington	L	6-34
Oct. 8	Erskine	W	19-0
Oct. 16	North Carolina	L	0-28
Oct. 23	NC State	L	0-20
Oct. 30	at Clemson	L	0-32
Nov. 6	at Duke (11)	L	0-67
Nov. 12	at Wofford	W	24-0
Nov. 25	Davidson ¹	W	19-7

1 - Charlotte, NC

1938

Record: 4-5-1		Captain: George Wirtz	
Sept. 17	Randolph-Macon	W	57-6
Sept. 24	at North Carolina	L	6-14
Sept. 30	The Citadel ¹	W	31-0
Oct. 8	at South Carolina	W	20-19
Oct. 15	at NC State	L	7-19
Oct. 22	Duke ² (9)	L	0-7
Oct. 28	Clemson	L	0-7
Nov. 5	at Virginia Military	T	6-6
Nov. 12	Western Maryland	L	13-20
Nov. 24	Davidson ¹	W	21-0

1 - Charlotte, NC; 2 - Winston-Salem, NC

1939

Record: 7-3		Captain: Rupert Pate	
Sept. 16	Elon ¹	W	34-0
Sept. 23	South Carolina	W	19-7
Sept. 30	at North Carolina	L	6-36
Oct. 6	at Miami (FL)	W	33-0
Oct. 14	at NC State	W	32-0
Oct. 21	Western Maryland	W	66-0
Oct. 28	at Duke (13)	L	0-6
Nov. 4	at Marshall	W	14-13
Nov. 11	at Clemson	L	7-20
Nov. 30	Davidson ²	W	46-7

1 - Greensboro, NC; 2 - Charlotte, NC

1940

Record: 7-3		Captain: Jimmy Ringgold	
Sept. 21	William Jewell	W	79-0
Sept. 28	at North Carolina	W	12-0
Oct. 5	Furman	W	19-0
Oct. 12	at Clemson	L	0-39
Oct. 19	Marshall	W	31-19
Oct. 26	Duke	L	0-23
Nov. 1	at George Washington	W	18-0
Nov. 9	at NC State	W	20-14
Nov. 16	at Texas Tech	L	7-12
Nov. 28	South Carolina ¹	W	7-6

1 - Charlotte, NC

1941

Record: 5-5-1		Captains: Cal Givler, John Polanski	
Sept. 20	at Camp Davis	W	65-0
Sept. 27	at Duke	L	14-43
Oct. 4	at Furman	W	52-13
Oct. 11	at South Carolina	T	6-6
Oct. 18	at NC State	W	7-0
Oct. 25	North Carolina	W	13-0
Nov. 1	at Marshall	L	6-16
Nov. 8	at Boston College	L	6-26
Nov. 15	at Clemson	L	0-29
Nov. 20	at George Washington	W	42-0
Nov. 29	Texas Tech ¹	L	6-35

1 - Charlotte, NC

YEAR-BY-YEAR RESULTS

1942

Record: 6-2-1		Captain: Pat Preston	
Sept. 26	at North Carolina	L	0-6 9,000
Oct. 3	Duke	W	20-7 7,000
Oct. 10	at Furman	W	14-6 7,000
Oct. 17	at NC State	T	0-0 15,000
Oct. 24	at Boston College (10)	L	0-27 20,000
Oct. 31	Clemson	W	19-6
Nov. 7	Virginia Military ¹	W	28-0 6,000
Nov. 13	at George Washington	W	20-0
Nov. 26	South Carolina ²	W	33-14 8,500

1 - Winston-Salem, NC; 2 - Charlotte, NC

1943

Record: 4-5		Captains: Elmer Barbour, Russell Perry	
Sept. 25	at Camp Davis	L	20-24 20,000
Oct. 2	at Maryland	L	7-13
Oct. 8	at Georgia	L	0-7 7,500
Oct. 16	at NC State	W	54-6 9,000
Oct. 23	Virginia Military ¹	W	21-0 3,000
Oct. 30	at Clemson	W	41-12 5,000
Nov. 6	N.C. Pre-Flight	W	20-12 5,000
Nov. 13	at Greensboro AAB	L	0-14 10,000
Nov. 25	South Carolina ²	L	2-13 7,000

1 - Lynchburg, VA; 2 - Charlotte, NC

1944

Record: 8-1		Captain: Elmer Barbour	
Sept. 23	at North Carolina	W	7-0 13,000
Sept. 29	at Georgia	W	14-7 12,000
Oct. 7	Maryland	W	39-7 1,500
Oct. 14	Virginia Military ¹	W	38-7 (17)
Oct. 21	at NC State	W	21-7 11,000
Oct. 27	at Miami (FL)	W	27-0 (18) 18,232
Nov. 4	Clemson	W	13-7 (17) 4,000
Nov. 11	at Duke (20)	L	0-34 (12) 27,000
Nov. 23	South Carolina ²	W	19-13 9,000

1 - Greensboro, NC; 2 - Charlotte, NC

1945

Record: 5-3-1		Captain: Nick Sacrinty	
Sept. 29	at Tennessee	L	6-7 16,000
Oct. 6	at Army	L	0-54 10,000
Oct. 13	Duke	L	19-26 20,000
Oct. 20	at NC State	W	19-18 17,000
Nov. 3	Presbyterian	W	53-0 1,500
Nov. 17	at North Carolina	W	14-13 20,000
Nov. 22	South Carolina ¹	T	13-13 16,000
Dec. 1	at Clemson (16)	W	13-6 16,000
Jan. 1	South Carolina ²	W	26-14 (19) 10,000

1 - Charlotte, NC; 2 - Gator Bowl/Jacksonville, Fla.

1946

Gator Bowl Record: 6-3		Captain: Appointed each game	
Sept. 27	at Boston College	W	12-6 38,500
Oct. 4	at Georgetown	W	19-6 16,500
Oct. 12	Clemson	W	19-7 8,000
Oct. 19	NC State	L	6-14 23,000
Oct. 26	at Tennessee (4)	W	19-6 25,000
Nov. 1	at Chattanooga	W	32-14 (12) 9,000
Nov. 9	at Duke	L	0-13 (13) 25,000
Nov. 16	at North Carolina (15)	L	14-26 30,000
Nov. 28	South Carolina ¹	W	35-0 17,000

1 - Charlotte, NC

1947

Record: 6-4		Captains: Harry Clark, Ed Royston	
Sept. 27	Georgetown	W	6-0 10,000
Oct. 4	at Clemson	W	16-14 14,500
Oct. 11	at North Carolina (19)	W	19-7 35,000
Oct. 18	at George Washington	W	39-7 (14) 12,000
Oct. 25	Duke (15)	L	6-13 (11) 24,600
Nov. 1	at William & Mary	L	0-21 16,000
Nov. 8	at Boston College	W	14-13 30,279
Nov. 15	at NC State	L	0-20 20,000
Nov. 21	Duquesne ¹	W	33-0 10,000
Nov. 27	South Carolina ²	L	0-6 17,000

1 - Winston-Salem, NC; 2 - Charlotte, NC

1948

Dixie Bowl Record: 6-4		Captain: Bernie Hanula	
Sept. 18	at George Washington	W	27-13 10,000
Sept. 24	at Boston College	L	9-26 27,000
Oct. 2	at William & Mary	W	21-12 17,000
Oct. 9	North Carolina (2)	L	6-28 27,000
Oct. 16	at Duquesne	W	41-15
Oct. 30	NC State	W	34-13 22,330
Nov. 6	at Duke	W	27-20 (18) 20,000
Nov. 13	Clemson ¹ (10)	L	14-21 (19) 20,000
Nov. 25	at South Carolina	W	38-0 18,000
Jan. 1	Baylor ²	L	7-20 (20) 20,000

1 - Winston-Salem, NC; 2 - Dixie Bowl/Birmingham, AL

1949

Record: 4-6		Captain: Ed Bradley	
Sept. 17	Duquesne	W	22-7 12,000
Sept. 24	at SMU	L	7-13 51,000
Sept. 30	at Boston College	L	7-13 19,156
Oct. 8	Georgetown	L	6-12 7,000
Oct. 15	at North Carolina (6)	L	14-28 44,000
Oct. 22	William & Mary	W	55-28 12,000
Oct. 29	at Clemson	W	35-21 19,000
Nov. 5	at Duke	W	27-7 35,000
Nov. 12	at NC State	L	14-27 (18) 20,000
Nov. 26	at South Carolina	L	20-27 20,000

1950

Record: 6-1-2		Captain: Bob Auffarth	
Sept. 22	at Boston College	T	7-7 12,324
Sept. 30	Richmond	W	43-0 8,500
Oct. 7	at William & Mary	W	47-0 12,000
Oct. 14	at North Carolina	W	13-7 43,500
Oct. 21	George Washington	W	13-7 (19) 10,000
Oct. 28	Clemson (16)	L	12-13 (17) 22,000
Nov. 11	at Duke	W	13-7 25,000
Nov. 18	NC State	T	6-6 (16) 20,000
Nov. 25	at South Carolina	W	14-7 14,000



TOM ROGERS

1951-55 (5 seasons)
21-25-4 (.460)

1951

Record: 6-4		Captain: Appointed each game	
Sept. 21	at Boston College	W	20-6 20,587
Sept. 29	at NC State	W	21-6 22,300
Oct. 6	Richmond	W	56-6 7,000
Oct. 13	at William & Mary ¹	L	6-7 18,000
Oct. 19	at George Washington	W	27-13 10,000
Oct. 27	North Carolina	W	39-7 24,000
Nov. 3	at Clemson	L	6-21 24,000
Nov. 10	at Duke	W	19-13 30,000
Nov. 17	at Baylor (10)	L	0-42 20,000
Nov. 24	at South Carolina	L	6-21 18,000

1 - Richmond, VA

1952

Record: 5-4-1		Captain: Jack Lewis	
Sept. 20	at Baylor	L	14-17 16,000
Sept. 27	at William & Mary	W	28-21 13,000
Oct. 4	Boston College ¹	T	7-7 11,000
Oct. 11	at Villanova (14)	L	0-20 10,000
Oct. 18	at North Carolina	W	9-7 30,000
Nov. 1	NC State	W	21-6 12,000
Nov. 8	at Texas Christian	L	9-27 12,000
Nov. 15	Duke	L	7-14 15,000
Nov. 22	at Furman	W	28-0 10,000
Nov. 29	South Carolina ¹	W	39-14 6,000

1 - Winston-Salem, NC

1953

First Season of the ACC Record: 3-6-1, 2-3 ACC		Captain: Sonny George	
Sept. 19	at William & Mary ¹	L	14-16 20,000
Sept. 26	at Duke (10)	L	0-19 20,000
Oct. 3	Villanova ²	W	18-12 10,000
Oct. 10	North Carolina	L	13-18 12,000
Oct. 17	at NC State	W	20-7 12,000
Oct. 24	at Richmond	T	13-13 7,000
Oct. 31	at Clemson	L	0-18 18,000
Nov. 7	at Boston College	L	7-20 3,273
Nov. 21	Furman	L	19-21 5,000
Nov. 26	South Carolina ³ (15)	W	19-13 11,000

1 - Richmond, VA; 2 - Winston-Salem, NC; 3 - Charlotte, NC

1954

Record: 2-7-1, 1-4-1 ACC		Captain: Ed Stowers	
Sept. 18	George Washington	W	14-0 3,000
Sept. 25	Virginia Tech ¹	L	0-32 17,000
Oct. 2	NC State	W	26-0 8,000
Oct. 9	Maryland ² (13)	T	13-13 12,000
Oct. 23	North Carolina	L	7-14 24,000
Oct. 30	Clemson ³	L	20-32 9,296
Nov. 6	at Richmond	L	0-13 8,000
Nov. 13	Duke	L	21-28 10,000
Nov. 20	at William & Mary	L	9-13 2,200
Nov. 27	at South Carolina	L	19-20 10,000

1 - Richmond, VA; 2 - Winston-Salem, NC; 3 - Charlotte, NC

1955

Record: 5-4-1, 3-3-1 ACC		Captains: Bob Bartholomew, Nick Consoles	
Sept. 17	Virginia Tech	W	13-0 7,500
Sept. 24	South Carolina ¹	W	34-19 8,500
Oct. 1	at West Virginia (13)	L	0-46 25,000
Oct. 8	at Maryland (1)	L	7-28 16,000
Oct. 15	at NC State	T	13-13 13,000
Oct. 22	North Carolina	W	25-0 12,000
Oct. 29	at Clemson	L	13-19 20,000
Nov. 5	William & Mary	W	13-7 4,500
Nov. 12	at Virginia	W	13-7 12,000
Nov. 19	at Duke (20)	L	0-14 15,000

1 - Winston-Salem, NC



PAUL AMEN

1956-59 (4 seasons)
11-26-3 (.313)

1956

First Season in Winston-Salem Record: 2-5-3, 1-5-1 ACC		Captains: Bill Barnes, David Lee	
Sept. 22	at William & Mary	W	39-0 8,500
Sept. 29	Maryland	L	0-6 13,000
Oct. 6	at Virginia	L	6-7 13,000
Oct. 13	Clemson	L	0-17 13,000
Oct. 20	at Florida State	T	14-14 14,000
Oct. 27	at North Carolina	T	6-6 27,000
Nov. 3	NC State	W	13-0 14,000
Nov. 10	at Virginia Tech	T	13-13 7,000
Nov. 17	Duke	L	0-26 12,000
Nov. 22	South Carolina ¹	L	0-13 12,072

1 - Charlotte, NC

1957

Record: 0-10, 0-7 ACC		Captains: Eddie Moore, George Johnson	
Sept. 28	at Florida	L	0-27 28,000
Oct. 5	Virginia	L	20-28 10,000
Oct. 12	at Maryland	L	0-27 16,000
Oct. 19	at Duke (5)	L	7-34 15,000
Oct. 26	North Carolina	L	7-14 15,000
Nov. 2	at NC State (10)	L	0-19 10,000
Nov. 9	Virginia Tech	L	3-10 5,500
Nov. 16	West Virginia	L	14-27 5,000
Nov. 23	at Clemson	L	6-13 18,000
Nov. 30	South Carolina	L	7-26 3,000

1958

Record: 3-7, 2-4 ACC		Captains: Frank Thompson, Charlie Carpenter	
Sept. 20	Maryland	W	34-0 8,000
Sept. 27	Virginia Tech ¹	W	13-6 7,000
Oct. 4	at Florida State	L	24-27 19,700
Oct. 11	NC State	W	13-7 18,500
Oct. 18	at Villanova	L	7-9 11,439
Oct. 25	at North Carolina	L	7-26 33,000
Nov. 1	at Clemson (19)	L	12-14 26,000
Nov. 15	Duke	L	0-29 20,000
Nov. 22	at Auburn (2)	L	7-21 20,000
Nov. 27	at South Carolina (16)	L	7-24 16,000

1 - Norfolk, VA

1959

Record: 6-4, 4-3 ACC		Captains: Neil MacLean, Buck Jolly	
Sept. 19	at Florida State	W	22-20 19,300
Sept. 26	Virginia Tech	W	27-18 8,000
Oct. 3	at Tulane	L	0-6 18,000
Oct. 10	at Maryland	W	10-7 21,000
Oct. 17	at NC State	W	17-14 16,000
Oct. 24	North Carolina	L	19-21 19,000
Oct. 31	Virginia	W	34-12 7,500
Nov. 14	at Duke	L	15-27 25,000
Nov. 21	at Clemson (19)	L	31-33 34,000
Nov. 28	South Carolina ¹	W	43-20 12,600

1 - Charlotte, NC

YEAR-BY-YEAR RESULTS



BILLY HILDEBRAND

1960-63 (4 seasons)
7-33 (.175)

1960

Record: 2-8, 2-5 ACC Captains: Norman Snead, Wayne Wolff

Sept. 24	Clemson (9)	L	7-28	22,000
Oct. 1	at Florida State	L	6-14	19,100
Oct. 8	at Virginia Tech	L	13-22	11,000
Oct. 15	at North Carolina	W	13-12	36,000
Oct. 22	Maryland	L	13-14	11,000
Oct. 29	at Virginia	W	28-20	12,000
Nov. 5	NC State	L	12-14	14,500
Nov. 12	Duke	L	7-34	16,500
Nov. 19	at LSU	L	0-16	50,000
Nov. 26	at South Carolina	L	20-41	15,000

1961

Record: 4-6, 3-4 ACC Captain: Charles Reiley

Sept. 23	at Baylor	L	0-31	28,000
Sept. 30	South Carolina	L	7-10	12,000
Oct. 7	at Duke	L	3-23	20,000
Oct. 14	at Clemson	W	17-13	26,000
Oct. 21	at NC State	L	0-7	16,000
Oct. 28	Virginia	W	21-15	7,500
Nov. 4	at Auburn	L	7-21	2,000
Nov. 11	Virginia Tech	W	24-15	8,000
Nov. 18	at Maryland	L	7-10	24,000
Nov. 25	North Carolina	W	17-14	11,000

1962

Record: 0-10, 0-7 ACC Captain: Bill Shendow

Sept. 22	at Army	L	14-40	17,250
Sept. 29	Maryland	L	2-13	12,000
Oct. 6	Clemson	L	7-24	8,100
Oct. 13	South Carolina	L	6-27	18,942
Oct. 20	at Virginia	L	12-14	16,000
Oct. 27	at North Carolina	L	14-23	26,000
Nov. 3	at Tennessee	L	0-23	22,325
Nov. 10	at Virginia Tech	L	8-37	8,200
Nov. 17	Duke	L	0-50	12,000
Nov. 22	NC State	L	3-27	5,000

1963

Record: 1-9, 1-5 ACC Captain: Bill Faircloth

Sept. 21	at East Carolina	L	10-20	17,000
Sept. 28	Virginia Tech	L	0-27	7,000
Oct. 5	North Carolina	L	0-21	12,000
Oct. 12	at Florida State	L	0-35	15,000
Oct. 19	at Army	L	0-47	30,200
Oct. 26	Maryland	L	0-32	5,000
Nov. 2	at Clemson	L	0-36	21,000
Nov. 9	at Duke	L	7-39	18,000
Nov. 16	South Carolina	W	20-19	7,000
Nov. 22	at NC State	L	0-42	15,200



BILL TATE

1964-68 (5 seasons)
17-32-1 (.350)

1964

Record: 5-5, 4-3 ACC Captain: Appointed each game

Sept. 19	at Virginia	W	31-21	14,000
Sept. 26	at Virginia Tech ¹	W	38-21	21,000
Oct. 3	at North Carolina	L	0-23	39,468
Oct. 10	at Vanderbilt	L	6-9	12,000
Oct. 17	Clemson	L	2-21	13,000
Oct. 24	at Maryland	W	21-17	22,000
Oct. 31	at Memphis State	L	14-23	14,187
Nov. 7	Duke	W	20-7	17,000
Nov. 14	at South Carolina	L	13-23	21,963
Nov. 20	NC State	W	27-13	17,300

¹ - Roanoke, VA

1965

Record: 3-7, 1-5 ACC Captain: Appointed each game

Sept. 18	at Virginia Tech ¹	L	3-12	20,000
Sept. 25	at NC State	L	11-13	17,500
Oct. 2	Vanderbilt	W	7-0	11,000
Oct. 9	Maryland	L	7-10	18,000
Oct. 16	at South Carolina	L	7-38	28,000
Oct. 23	North Carolina	W	12-10	17,500
Oct. 30	at Clemson	L	13-26	24,000
Nov. 6	at Florida State	L	0-35	25,600
Nov. 13	at Duke	L	7-40	25,000
Nov. 20	at Memphis State	W	21-20	17,800

¹ - Roanoke, VA

1966

Record: 3-7, 2-4 ACC Captain: Appointed each game

Sept. 17	at Virginia	L	10-24	17,000
Sept. 24	at Maryland	L	7-34	26,500
Oct. 1	NC State	L	12-15	11,000
Oct. 8	at Auburn	L	6-14	22,000
Oct. 15	at South Carolina	W	10-6	26,593
Oct. 22	at North Carolina	W	3-0	37,000
Oct. 29	Clemson	L	21-23	15,700
Nov. 5	Virginia Tech	L	0-11	13,000
Nov. 12	Memphis State	W	21-7	8,000
Nov. 19	at Florida State	L	0-28	29,176

1967

Record: 4-6, 3-4 ACC Captain: Appointed each game

Sept. 16	Duke ¹	L	13-31	22,450
Sept. 23	at Clemson	L	6-23	36,000
Sept. 29	at Houston (3)	L	6-50	41,769
Oct. 7	Virginia	L	12-14	11,000
Oct. 14	at Memphis State	L	10-42	17,030
Oct. 21	at NC State (5)	L	7-24	30,300
Oct. 28	at North Carolina	W	20-10	36,000
Nov. 4	South Carolina	W	35-21	13,000
Nov. 11	at Tulsa	W	31-24	23,500
Nov. 17	Maryland	W	35-17	14,500

¹ - Raleigh, NC

1968

First Season at BB&T Field

Record: 2-7-1, 2-3-1 ACC Captain: Appointed each game

Sept. 14	NC State	L	6-10	30,000
Sept. 21	Clemson	T	20-20	22,000
Oct. 5	at Minnesota	L	19-24	39,277
Oct. 12	at Virginia Tech	L	6-7	31,000
Oct. 19	at Purdue (5)	L	27-28	57,694
Oct. 26	North Carolina	W	48-31	30,000
Nov. 2	Maryland	W	38-14	15,500
Nov. 9	South Carolina	L	21-34	16,000
Nov. 16	at Duke	L	3-18	17,500
Nov. 23	at Florida State	L	24-42	35,108



CAL STOLL

1969-71 (3 seasons)
15-17 (.469)

1969

Record: 3-7, 2-5 ACC Captain: Appointed each game

Sept. 13	at NC State	W	22-21	36,900
Sept. 20	at Auburn (20)	L	0-57	35,000
Sept. 27	Virginia Tech	W	16-10	20,000
Oct. 4	Maryland	L	14-19	16,000
Oct. 11	Duke	L	20-27	21,000
Oct. 18	at Clemson	L	14-28	31,000
Oct. 25	at North Carolina	L	3-23	31,500
Nov. 8	at Virginia	W	23-21	15,000
Nov. 15	South Carolina	L	6-24	25,000
Nov. 21	at Miami (FL)	L	7-49	24,817

1970

ACC Champions

Record: 6-5, 5-1 ACC Captain: Appointed each game

Sept. 12	at Nebraska (9)	L	12-36	66,103
Sept. 19	at South Carolina	L	7-43	42,219
Sept. 26	at Florida State	L	14-19	27,196
Oct. 3	at Virginia	W	27-7	21,500
Oct. 10	Virginia Tech	W	28-9	18,500
Oct. 17	Clemson	W	36-20	18,500
Oct. 24	North Carolina	W	14-13	30,500
Oct. 31	at Tennessee ¹ (9)	L	7-41	26,381
Nov. 7	at Duke	W	28-14	28,600
Nov. 14	NC State	W	16-13	31,000
Nov. 21	at Houston	L	2-26	28,569

¹ - Memphis, TN

1971

Record: 6-5, 2-3 ACC Captain: Appointed each game

Sept. 11	Davidson	W	27-7	19,500
Sept. 18	at Virginia Tech	W	20-9	28,000
Sept. 25	Miami (FL)	L	10-29	24,500
Oct. 2	at Maryland	W	18-14	16,200
Oct. 9	at NC State	L	14-21	25,300
Oct. 16	Tulsa	W	51-21	18,700
Oct. 23	at North Carolina	L	3-7	44,000
Oct. 30	at Clemson	L	9-10	34,000
Nov. 6	William & Mary	W	36-29	19,000
Nov. 13	Duke	W	23-7	32,000
Nov. 20	at South Carolina	L	7-24	43,285



TOM HARPER

1972 (1 season)
2-9 (.182)

1972

Record: 2-9, 1-5 ACC Captains: Bruce Reinert, Donnie Brown

Sept. 9	Davidson	W	26-20	17,000
Sept. 16	at SMU	L	10-56	20,175
Sept. 23	at Tennessee (5)	L	6-45	66,266
Oct. 7	at Maryland	L	0-23	15,000
Oct. 14	NC State	L	13-42	25,000
Oct. 21	North Carolina	L	0-21	27,000
Oct. 28	Clemson	L	0-31	16,000
Nov. 4	at South Carolina	L	3-35	38,689
Nov. 11	at Duke	W	9-7	18,025
Nov. 18	Virginia	L	12-15	18,000
Nov. 25	Virginia Tech	L	9-44	6,500



CHUCK MILLS

1973-77 (5 seasons)
11-43-1 (.209)

1973

Record: 1-9-1, 0-5-1 ACC Captains: John Hardin, Clayton Heath, Ron Lennon

Sept. 15	Florida State	W	9-7	18,000
Sept. 22	William & Mary	L	14-15	18,000
Sept. 29	at Richmond	L	0-41	11,425
Oct. 6	at Texas (13)	L	0-41	50,700
Oct. 13	South Carolina	L	12-28	21,200
Oct. 20	Maryland	L	0-37	19,500
Oct. 27	at Virginia	L	10-21	16,000
Nov. 3	at Clemson	L	8-35	23,000
Nov. 10	Duke	T	7-7	20,500
Nov. 17	at North Carolina	L	0-42	37,500
Nov. 24	at NC State (16)	L	13-52	31,100

1974

Record: 1-10, 0-6 ACC Captains: Mike Arthur, Keith Carter, Dave Mebs

Sept. 7	NC State (18)	L	15-33	22,500
Sept. 14	William & Mary	L	6-17	11,800
Sept. 21	North Carolina	L	0-31	27,200
Oct. 5	at Oklahoma (2)	L	0-63	61,826
Oct. 12	at Penn State (15)	L	0-55	56,500
Oct. 19	at Maryland (18)	L	0-47	31,136
Oct. 26	Virginia	L	0-14	13,700
Nov. 2	Clemson	L	9-21	13,200
Nov. 9	at Duke	L	7-23	18,200
Nov. 16	at South Carolina	L	21-34	27,677
Nov. 23	Furman	W	16-10	7,800

1975

Record: 3-8, 3-3 ACC Captains: Doug Benfield, Clark Gaines, Lew Henderson

Sept. 6	SMU	L	7-14	13,400
Sept. 13	at NC State (15)	W	30-22	36,500
Sept. 20	Appalachian State	L	17-19	24,300
Sept. 27	Kansas State	L	16-17	17,700
Oct. 11	at Clemson	L	14-16	45,000
Oct. 18	Maryland (19)	L	0-27	19,300
Oct. 25	at Virginia	W	66-21	20,171
Nov. 1	at North Carolina	W	21-9	43,000
Nov. 8	Duke	L	14-42	28,900
Nov. 15	at South Carolina	L	26-37	37,656
Nov. 22	at Virginia Tech	L	10-40	2,900

YEAR-BY-YEAR RESULTS

1976

Record: 5-6, 3-3 ACC		Captain: Bill Armstrong	
Sept. 4	Virginia Tech	L	6-23 25,600
Sept. 11	NC State	W	20-18 28,900
Sept. 18	at Vanderbilt	L	24-27 21,900
Sept. 25	at Kansas State	W	13-0 25,500
Oct. 2	at Michigan (1)	L	0-31 103,241
Oct. 9	Clemson	W	20-14 180,00
Oct. 16	at Maryland (5)	L	15-17 46,321
Oct. 23	Virginia	L	17-18 18,300
Oct. 30	North Carolina	L	14-34 30,150
Nov. 6	at Duke	W	38-17 23,600
Nov. 13	at South Carolina (20)	W	10-7 49,773

1977

Record: 1-10, 0-6 ACC		Captains: Don Cervi, Mike McGlamry, Larry Tearry	
Sept. 10	Furman	W	24-13 20,200
Sept. 17	Vanderbilt	L	0-3 24,250
Sept. 24	at NC State	L	14-41 45,500
Oct. 1	at Purdue	L	17-26 54,060
Oct. 8	at North Carolina	L	3-24 48,000
Oct. 15	Maryland	L	7-35 24,900
Oct. 22	at Virginia	L	10-12 21,500
Oct. 29	at Clemson (16)	L	0-26 40,445
Nov. 5	Duke	L	14-38 15,100
Nov. 12	South Carolina	L	14-24 13,150
Nov. 19	at Virginia Tech	L	10-28 20,000



JOHN MACKOVIC

1978-80 (3 seasons)
14-20 (.412)

1978

Record: 1-10, 1-5 ACC		Captain: Appointed each game	
Sept. 9	Virginia	W	14-0 21,500
Sept. 16	Virginia Tech	L	6-28 22,750
Sept. 23	at LSU (10)	L	11-13 77,197
Sept. 30	NC State	L	10-34 29,700
Oct. 7	at Purdue	L	7-14 54,362
Oct. 14	North Carolina	L	29-34 31,500
Oct. 21	at Maryland (6)	L	0-39 43,119
Oct. 28	at Auburn	L	7-21 52,210
Nov. 4	Clemson (16)	L	6-51 30,400
Nov. 11	at Duke	L	0-3 19,825
Nov. 18	at South Carolina	L	14-37 42,762

1979

Tangerine Bowl Record: 8-4, 4-2 ACC		Captains: Syd Kitson, Mark Lancaster James McDougald, James Parker	
Sept. 8	Appalachian State	W	30-23 26,500
Sept. 15	at Georgia (12)	W	22-21 57,500
Sept. 22	East Carolina	W	23-20 28,751
Sept. 29	at NC State (16)	L	14-17 44,800
Oct. 6	at Virginia Tech	W	19-14 36,600
Oct. 13	at North Carolina (14)	W	24-19 50,720
Oct. 20	Maryland	W	25-17 26,050
Oct. 27	Auburn (13)	W	42-38 (18) 34,060
Nov. 3	at Clemson	L	0-31 (14) 59,000
Nov. 10	Duke	W	17-14 (20) 28,300
Nov. 17	at South Carolina	L	14-35 (17) 56,407
Dec. 22	LSU ¹	L	10-34 38,666

¹ - Tangerine Bowl/Orlando, FL

1980

Record: 5-6, 2-4 ACC		Captains: Bill Ard, Carlos Bradley, Jay Venuto	
Sept. 6	Virginia Tech	L	7-16 24,500
Sept. 20	The Citadel	W	24-7 22,500
Sept. 27	at NC State	W	27-7 47,800
Oct. 4	at William & Mary	W	27-7 15,800
Oct. 11	North Carolina (8)	L	9-27 37,411
Oct. 18	at Maryland	L	10-11 36,472
Oct. 25	Virginia	L	21-24 23,300
Nov. 1	Clemson	L	33-35 28,200
Nov. 8	at Duke	W	27-24 23,000
Nov. 15	at South Carolina (14)	L	38-39 55,583
Nov. 22	Appalachian State	W	28-16 23,000



AL GROH

1981-86 (6 seasons)
26-40 (.394)

1981

Record: 4-7, 1-5 ACC		Captain: Appointed each game	
Sept. 5	South Carolina	L	6-23 29,300
Sept. 12	NC State	L	23-28 29,000
Sept. 19	at Auburn	W	24-21 63,000
Sept. 26	at Virginia Tech	L	14-30 42,200
Oct. 3	Appalachian State	W	15-14 24,500
Oct. 10	at North Carolina (5)	L	10-48 51,962
Oct. 17	Maryland	L	33-45 24,500
Oct. 24	at Virginia	W	24-21 24,222
Oct. 31	at Clemson (3)	L	24-82 61,500
Nov. 7	Duke	L	10-31 22,000
Nov. 14	at Richmond	W	34-22 15,285

1982

Record: 3-8, 0-6 ACC		Captain: Appointed each game	
Sept. 4	Western Carolina	W	31-10 25,476
Sept. 11	at Auburn	L	10-28 59,350
Sept. 18	at NC State	L	0-30 44,800
Sept. 25	Appalachian State	W	31-22 29,100
Oct. 2	at Virginia Tech	W	13-10 37,300
Oct. 9	North Carolina (12)	L	7-24 36,200
Oct. 16	at Maryland	L	31-52 35,100
Oct. 23	at Virginia	L	27-34 24,105
Nov. 6	at Duke	L	26-46 21,500
Nov. 13	Georgia Tech	L	7-45 19,257
Nov. 27	Clemson (10) ¹	L	17-21 80,000

¹ - Mirage Bowl/Tokyo, Japan

1983

Record: 4-7, 1-5 ACC		Captains: Dan Dougherty, Danny Martin, Danny Rocco, Tim Salley, Gary Schofield	
Sept. 3	Appalachian State	L	25-27 25,711
Sept. 10	at Virginia Tech	W	13-6 26,300
Sept. 17	Western Carolina	W	21-0 21,351
Sept. 24	at Richmond	W	31-6 6,923
Oct. 1	NC State	L	15-38 28,450
Oct. 8	at North Carolina (4)	L	10-30 51,171
Oct. 15	Maryland (16)	L	33-36 22,300
Oct. 22	Virginia	W	38-34 17,500
Oct. 29	at Clemson	L	17-24 66,000
Nov. 5	Duke	L	21-31 21,400
Nov. 12	at Georgia Tech	L	33-49 26,330

1984

Record: 6-5, 3-3 ACC		Captains: Ronnie Burgess, Tony Coates, Ken McAllister, Mike Nesselt	
Sept. 8	Virginia Tech	L	20-21 26,543
Sept. 15	Appalachian State	W	17-13 22,700
Sept. 22	at NC State	W	24-15 34,300
Sept. 29	at Maryland	L	17-38 32,700
Oct. 6	at Richmond	W	29-16 15,126
Oct. 13	North Carolina	W	14-3 33,778
Oct. 20	at Virginia	L	9-28 38,671
Oct. 27	William & Mary	W	34-21 23,712
Nov. 3	at Clemson*	L	14-37 70,000
Nov. 10	at Duke	W	20-16 28,000
Nov. 17	Georgia Tech	L	7-24 22,700

* - Game did not count in ACC standings

1985

Record: 4-7, 1-6 ACC		Captains: Gary Baldinger, Foy White	
Sept. 7	William & Mary	W	30-23 22,300
Sept. 14	at Boston University	W	30-0 12,062
Sept. 21	NC State	L	17-20 26,700
Sept. 28	Appalachian State	W	24-21 27,300
Oct. 5	at Tennessee (16)	L	29-31 93,345
Oct. 12	at North Carolina	L	14-34 49,000
Oct. 19	Maryland	L	3-26 23,700
Oct. 26	Virginia	L	18-20 19,400
Nov. 2	at Clemson	L	10-26 70,000
Nov. 9	Duke	W	27-7 19,800
Nov. 16	at Georgia Tech	L	10-41 28,575

* - Game did not count in ACC standings

1986

Record: 5-6, 2-5 ACC		Captains: Rory Holt, Paul Kiser, Tim Morrison, Terence Ryan	
Sept. 6	Appalachian State	W	21-13 28,700
Sept. 13	Boston University	W	31-0 17,800
Sept. 20	at NC State	L	38-42 37,400
Sept. 27	at Army	W	49-14 40,853
Oct. 4	Virginia	L	28-30 25,400
Oct. 11	North Carolina	L	30-40 31,350
Oct. 18	at Maryland	W	27-21 39,650
Nov. 1	Clemson	L	20-28 20,370
Nov. 8	at Duke	L	36-38 36,200
Nov. 15	at South Carolina	L	21-48 64,186
Nov. 22	Georgia Tech	W	24-21 17,300



BILL DOOLEY

1987-92 (6 seasons)
29-36-2 (.448)

1987

Record: 7-4, 4-3 ACC		Captains: Chip Rives, Jimmie Simmons	
Sept. 12	Richmond	W	24-0 14,250
Sept. 19	NC State	W	21-3 23,600
Sept. 26	Appalachian State	W	16-12 33,400
Oct. 3	at Army	W	17-13 36,690
Oct. 10	at North Carolina	W	22-14 50,000
Oct. 17	Maryland	L	0-14 25,175
Oct. 24	at Virginia	L	21-35 32,500
Oct. 31	at Clemson (14)	L	17-31 70,000
Nov. 7	Duke	W	30-27 23,500
Nov. 14	South Carolina (14)	L	0-30 34,720
Nov. 21	at Georgia Tech	W	33-6 21,114

1988

Record: 6-4-1, 4-3 ACC		Captains: Mike Elkins, Ernie Purnsley	
Sept. 3	at Villanova	W	31-11 11,624
Sept. 10	Illinois State	W	35-0 22,250
Sept. 17	at NC State	L	6-14 48,000
Sept. 24	at Michigan (19)	L	9-19 102,776
Oct. 8	North Carolina	W	42-24 33,500
Oct. 15	at Maryland	W	27-24 41,278
Oct. 22	Virginia	L	14-34 21,300
Oct. 29	Clemson (15)	L	21-38 27,300
Nov. 5	at Duke	W	35-16 35,500
Nov. 12	Georgia Tech	W	28-24 21,500
Nov. 19	Appalachian State	T	34-34 21,050

1989

Record: 2-8-1, 1-6 ACC		Captains: James DuBose, Tony Mayberry	
Sept. 9	Appalachian State	L	10-15 30,200
Sept. 16	NC State (19)	L	17-27 25,250
Sept. 23	at Army	L	10-14 35,898
Sept. 30	Rice	T	17-17 12,100
Oct. 7	at North Carolina	W	17-16 47,500
Oct. 14	Maryland	L	7-27 17,500
Oct. 21	at Virginia	L	28-47 33,700
Oct. 28	at Clemson (22)	L	10-44 72,000
Nov. 4	Duke	L	35-52 18,600
Nov. 11	Tulsa	W	29-17 27,100
Nov. 18	at Georgia Tech	L	14-43 28,732

1990

Record: 3-8, 0-7 ACC		Captains: Steve Brown, Mike Smith	
Sept. 1	at Rice	L	17-33 44,200
Sept. 8	Appalachian State	W	23-12 20,117
Sept. 15	at NC State	L	15-20 27,711
Sept. 29	Army	W	52-14 27,554
Oct. 6	North Carolina	L	24-31 23,124
Oct. 13	at Maryland	L	13-41 25,317
Oct. 20	Virginia (1)	L	14-49 32,700
Oct. 27	Clemson (19)	L	6-24 13,493
Nov. 3	at Duke	L	20-57 22,500
Nov. 17	Georgia Tech (4)	L	7-42 22,352
Nov. 24	at Vanderbilt	W	56-28 24,856

YEAR-BY-YEAR RESULTS

1991

Record: 3-8, 1-6 ACC

Captains: Gregg Long,
Marvin Mitchell, Anthony Williams

Sept. 14	Western Carolina	W	40-24	25,143
Sept. 21	NC State	L	3-30	28,234
Sept. 28	at Northwestern	L	14-41	49,200
Oct. 5	Appalachian State	L	3-17	17,342
Oct. 12	at North Carolina	L	10-24	41,900
Oct. 19	Maryland	L	22-23	17,342
Oct. 26	at Virginia	L	7-48	15,759
Nov. 2	at Clemson (16)	L	10-28	38,124
Nov. 9	Duke	W	31-14	22,276
Nov. 16	at Georgia Tech	L	3-27	23,447
Nov. 23	at Navy	W	52-24	24,387

1992

Independence Bowl
Record: 8-4, 4-4 ACC

Captains: George Coghill,
Ben Coleman, Maurice Miller

Sept. 5	North Carolina	L	17-35	23,447
Sept. 12	Appalachian State	W	10-7	22,135
Sept. 26	at Florida State (3)	L	7-35	33,860
Oct. 3	Virginia (14)	L	17-31	31,132
Oct. 10	at Vanderbilt	W	40-6	18,221
Oct. 17	at Maryland	W	30-23	21,839
Oct. 24	Army	W	23-7	33,600
Oct. 31	Clemson	W	18-15	21,839
Nov. 7	at Duke	W	28-14	46,121
Nov. 14	at Georgia Tech	W	23-10	40,006
Nov. 21	at NC State (13)	L	14-42 (25)	16,053
Dec. 31	Oregon ¹	W	39-35	25,142

¹ - Independence Bowl/Shreveport, LA

Wake Forest was ranked #25 in the final national poll.



JIM CALDWELL

1993-2000 (8 seasons)
26-63 (.292)

1993

Record: 2-9, 1-7 ACC

Captains: Jim Kemp, John Leach,
Dred Boone, Jay Williams

Sept. 4	Vanderbilt	L	12-27	26,918
Sept. 11	NC State (18)	L	16-34	23,895
Sept. 18	Appalachian State	W	20-3	26,918
Sept. 25	at Northwestern	L	14-26	55,000
Oct. 9	at North Carolina (15)	L	35-45	20,123
Oct. 16	at Clemson	W	20-16	66,666
Oct. 23	Duke	L	13-21	20,123
Oct. 30	at Florida State (1)	L	0-54	21,113
Nov. 6	at Virginia (21)	L	9-21	12,521
Nov. 13	Georgia Tech	L	28-38	31,203
Nov. 20	Maryland	L	32-33	25,067

1994

Record: 3-8, 1-7 ACC

Captains: Kevin Giles, Richard Goodpasture,
Eddie McKeel, Matt McNeel

Sept. 3	at Vanderbilt	L	14-35	20,317
Sept. 10	Appalachian State	W	12-10	24,787
Sept. 17	Florida State (3)	L	14-56	17,571
Sept. 24	at Maryland	L	7-31	20,183
Oct. 1	Army	W	33-27	17,571
Oct. 8	Virginia	L	6-42	21,445
Oct. 15	at NC State	L	3-34	68,000
Oct. 22	Duke	L	26-51	22,727
Oct. 29	at Clemson	L	8-24	35,706
Nov. 12	North Carolina	L	0-50	21,831
Nov. 19	at Georgia Tech	W	20-13	16,638

1995

Record: 1-10, 0-8 ACC

Captains: Tucker Grace, Elton Ndoma-Ogar

Aug. 31	Appalachian State	L	22-24	18,616
Sept. 9	at Tulane	L	9-35	25,380
Sept. 16	Clemson	L	14-29	18,616
Sept. 23	at Navy	W	30-7	19,107
Sept. 30	at Virginia (11)	L	17-35	73,400
Oct. 7	Maryland	L	6-9	19,107
Oct. 14	at Florida State (1)	L	13-72	31,752
Oct. 21	at North Carolina	L	7-31	23,114
Oct. 28	at Duke	L	26-42	18,218
Nov. 4	Georgia Tech	L	23-24	23,114
Nov. 18	NC State	L	23-52	18,218

1996

Record: 3-8, 1-7 ACC

Captains: William Clark, Harold Gragg,
Doug Marsigli, Tom Steutzer

Aug. 29	Appalachian State	W	19-13	21,129
Sept. 7	Northwestern (13)	W	28-27	21,749
Sept. 14	at Georgia Tech	L	10-30	45,750
Sept. 21	Virginia (20)	L	7-42	23,220
Sept. 28	at Clemson	L	10-21	65,000
Oct. 5	North Carolina (15)	L	6-45	25,681
Oct. 19	at Maryland	L	0-52	30,212
Oct. 26	Navy	L	18-47	17,307
Nov. 9	Florida State (3) ¹	L	7-44	34,974
Nov. 16	Duke	W	17-16	17,842
Nov. 23	at NC State	L	22-37	40,500

¹ - Orlando, FL

1997

Record: 5-6, 3-5 ACC

Captains: Thabiti Davis, Robert Fatzinger,
Chris Gaskell, D'Angelo Solomon

Sept. 6	Northwestern (21)	W	27-20	24,320
Sept. 13	at East Carolina	L	24-25	38,031
Sept. 20	Georgia Tech	L	26-28	22,832
Sept. 25	NC State	W	19-18	24,259
Oct. 4	at Virginia	L	13-21	40,000
Oct. 11	at North Carolina (5)	L	12-30	57,000
Oct. 18	Maryland	W	35-17	17,893
Oct. 25	at Duke	W	38-24	28,531
Nov. 1	Clemson	L	16-33	23,411
Nov. 8	at Rutgers	W	28-14	11,717
Nov. 15	at Florida State (2)	L	7-58	70,026

1998

Record: 3-8, 2-6 ACC

Captains: Desmond Clark, Brian Kuklick
Kelvin Moses, Jeffrey Muires

Sept. 5	at Air Force	L	0-42	47,972
Sept. 10	Navy	W	26-14	26,032
Sept. 26	at Clemson	W	29-19	60,000
Oct. 3	Appalachian State	L	27-30	26,885
Oct. 10	Duke	L	16-19	22,037
Oct. 17	at Maryland	W	20-10	23,419
Oct. 24	North Carolina	L	31-38	25,841
Oct. 31	Virginia (15)	L	17-38	22,718
Nov. 7	at NC State	L	27-38	51,500
Nov. 14	Florida State (5)	L	7-24	19,193
Nov. 21	at Georgia Tech (21)	L	35-63	40,110

1999

Record: 7-5, 3-5 ACC

Captains: Jammie Deese, Dustin Lyman,
DaLawn Parrish, Ben Sankey

Sept. 11	at Army	W	34-15	29,646
Sept. 18	at Virginia	L	7-35	50,000
Sept. 25	NC State (25)	W	31-7	23,450
Oct. 2	Rutgers	W	17-10	20,772
Oct. 9	Maryland	L	14-17	19,321
Oct. 16	at Florida State (1)	L	10-33	78,105
Oct. 23	UAB	W	47-3	20,578
Oct. 30	Clemson	L	3-12	24,105
Nov. 6	at North Carolina	W	19-3	40,000
Nov. 13	at Duke	L	35-48	29,457
Nov. 20	Georgia Tech (14)	W	26-23	25,230
Dec. 25	Arizona State ¹	W	23-3	20,000

¹ - Jeep Aloha Bowl/Honolulu, HI

2000

Record: 2-9, 1-7 ACC

Captains: Nick Bender, Mike Koch, Bryan Ray

Aug. 31	Appalachian State	L	16-20	26,853
Sept. 9	North Carolina	L	14-35	30,087
Sept. 16	at Clemson (16)	L	7-55	73,000
Sept. 30	Virginia	L	10-27	20,151
Oct. 7	Vanderbilt	L	10-17	18,213
Oct. 14	at Georgia Tech	L	20-52	43,829
Oct. 21	at Maryland	L	7-37	26,544
Nov. 4	Duke	W	28-26	19,224
Nov. 11	Florida State (3)	L	6-35	27,071
Nov. 18	at Navy	W	49-26	30,370
Nov. 25	at NC State	L	14-32	29,821



JIM GROBE

2001-13 (13 seasons)
77-82 (.484)

2001

Record: 6-5, 3-5 ACC

Captains: Appointed each game

Sept. 1	at East Carolina	W	21-19	36,794
Sept. 8	Appalachian State	W	20-10	29,127
Sept. 22	Maryland	L	20-27	22,372
Sept. 29	at Florida State (15/18)	L	24-48	79,162
Oct. 6	NC State	L	14-17	27,401
Oct. 13	at Duke	W	42-35	10,835
Oct. 27	Clemson	L	14-21	21,290
Nov. 3	at Virginia	W	34-30	50,228
Nov. 10	at North Carolina	W	32-31	53,000
Nov. 17	Georgia Tech	L	33-38	24,263
Nov. 24	Northern Illinois	W	38-35	14,100

2002

Seattle Bowl

Record: 7-6, 3-5 ACC

Captains: Appointed each game

Aug. 29	at Northern Illinois	L	41-42	19,653
Sept. 7	East Carolina	W	27-22	28,486
Sept. 14	at NC State (19/20)	L	13-32	51,094
Sept. 21	at Purdue	W	24-21	48,550
Sept. 28	Virginia	L	34-38	25,883
Oct. 5	at Georgia Tech	W	24-21	43,719
Oct. 12	Duke	W	36-10	25,856
Oct. 19	at Clemson	L	23-31	81,000
Oct. 26	North Carolina	W	31-0	31,476
Nov. 2	Florida State (18/20)	L	21-34	24,710
Nov. 23	Navy	W	30-27	31,476
Nov. 30	at Maryland (25/23)	L	14-32	39,066
Dec. 30	Oregon ¹	W	38-17	38,241

¹ - Seattle Bowl, Seattle, WA

2003

Record: 5-7, 3-5 ACC

Captains: Appointed each game

Aug. 30	at Boston College	W	32-28	42,563
Sept. 6	NC State (14/11)	W	38-24	35,741
Sept. 13	Purdue	L	10-16 (20/21)	29,853
Sept. 20	East Carolina	W	34-16	28,074
Sept. 27	at Virginia	L	24-27	60,884
Oct. 11	Georgia Tech	L	7-24	27,382
Oct. 18	at Duke	W	42-13	17,314
Oct. 25	at Florida State (6/7)	L	24-48	82,393
Nov. 1	Clemson	W	45-17	35,643
Nov. 8	at North Carolina	L	34-42	35,000
Nov. 15	Connecticut	L	17-51	22,435
Nov. 29	Maryland	L	28-41	18,783

2004

Record: 4-7, 1-7 ACC

Captains: Appointed each game

Sept. 4	at Clemson (15/16)	L	30-37	81,473
Sept. 11	at East Carolina	W	31-17	38,141
Sept. 18	North Carolina A&T	W	42-3	27,893
Sept. 25	Boston College	W	17-14	29,461
Oct. 2	at NC State	L	21-27	53,800
Oct. 9	Virginia Tech	L	10-17	32,433
Oct. 23	Florida State (5/6)	L	17-20	31,403
Oct. 30	Duke	W	24-22	25,762
Nov. 13	North Carolina	L	24-31	37,623
Nov. 20	at Miami (12/12)	L	7-52	41,315
Nov. 27	at Maryland	L	7-13	48,226

2005

Record: 4-7, 3-5 ACC

Captains: Goryal Scales, Steve Vallos

Sept. 1	Vanderbilt	L	20-24	25,384
Sept. 10	at Nebraska	L	3-31	77,380
Sept. 17	East Carolina	W	44-34	29,563
Sept. 24	Maryland	L	12-22	26,022
Oct. 1	Clemson	W	31-27	32,153
Oct. 8	at Florida State (4/5)	L	24-41	82,589
Oct. 15	at Boston College (14/14)	L	30-35	33,632
Oct. 22	NC State	W	27-19	33,316
Oct. 29	at Duke	W	44-6	15,347
Nov. 5	at Georgia Tech	L	17-30	51,571
Nov. 12	Miami (3/3)	L	17-47	27,106



YEAR-BY-YEAR RESULTS

2006

FedEx Orange Bowl

ACC Champions

Record: 11-3, 6-2 ACC		Captains: Appointed each game	
Sept. 2	Syracuse	W	20-10 34,141
Sept. 9	Duke	W	14-13 26,071
Sept. 16	at Connecticut	W	24-13 40,000
Sept. 23	at Ole Miss	W	27-3 52,079
Sept. 30	Liberty	W	34-14 29,623
Oct. 7	Clemson	L	17-27 35,920
Oct. 14	at NC State	W	25-23 55,972
Oct. 28	at North Carolina	W	24-17 (24/NR) 49,000
Nov. 4	Boston College (16/16)	W	21-14 (22/23) 32,633
Nov. 11	at Florida State	W	30-0 (18/19) 77,785
Nov. 18	Virginia Tech (19/19)	L	6-27 (14/14) 36,723
Nov. 25	at Maryland	W	38-24 (20/20) 51,500
Dec. 2	vs. Georgia Tech (23/22) ¹	W	9-6 (16/16) 62,850
Jan. 2	vs. Louisville (5/5) ²	L	13-24 (15/15) 74,470

1 - ACC Championship Game, Jacksonville, FL

2 - FedEx Orange Bowl, Miami, FL

2007

Meineke Car Care Bowl

Record: 9-4, 5-3 ACC		Captains: Appointed each game	
Sept. 1	at Boston College	L	28-38 42,292
Sept. 8	Nebraska (16/17)	L	17-20 32,483
Sept. 15	Army	W	21-10 32,142
Sept. 22	Maryland	W	31-24 31,964
Oct. 6	at Duke	W	41-36 20,134
Oct. 11	Florida State (21/21)	W	24-21 32,906
Oct. 20	at Navy	W	44-24 36,992
Oct. 27	North Carolina	W	37-10 33,023
Nov. 3	at Virginia	L	17-16 (21/NR) 60,106
Nov. 10	at Clemson (20/20)	L	44-10 81,500
Nov. 17	NC State	W	38-18 33,052
Nov. 24	at Vanderbilt	W	31-17 27,650
Dec. 29	vs. Connecticut ¹	W	24-10 53,126

1 - Meineke Car Care Bowl, Charlotte, NC

2008

EagleBank Bowl

Record: 8-5, 4-4 ACC		Captains: Appointed each game	
Aug. 28	at Baylor	W	41-13 (23/23) 30,633
Sept. 6	Mississippi	W	30-28 (20/19) 31,986
Sept. 20	at Florida State (24/24)	W	12-3 (18/18) 79,235
Sept. 27	Navy	L	17-24 (16/15) 33,173
Oct. 9	Clemson	W	12-7 (21/21) 33,988
Oct. 18	at Maryland	L	0-26 (21/19) 46,257
Oct. 25	at Miami	L	10-16 41,208
Nov. 1	Duke	W	33-30 (ot) 32,226
Nov. 8	Virginia	W	28-17 34,014
Nov. 15	at NC State	L	17-21 56,174
Nov. 22	Boston College	L	21-24 30,373
Nov. 29	Vanderbilt	W	23-10 25,902
Dec. 20	Navy ¹	W	29-19 28,777

1 - EagleBank Bowl, Washington, DC

2009

Record: 5-7, 3-5 ACC		Captains: Appointed each game	
Sept. 5	Baylor	L	21-24 30,958
Sept. 12	Stanford	W	24-17 30,002
Sept. 19	Elon	W	35-7 31,454
Sept. 26	at Boston College	L	24-27 40,892
Oct. 3	NC State	W	30-24 33,921
Oct. 10	Maryland	W	42-32 32,780
Oct. 17	at Clemson	L	3-38 74,298
Oct. 24	at Navy	L	10-13 31,907
Oct. 31	Miami (18/19)	L	27-28 30,011
Nov. 7	at Georgia Tech (11/10)	L	27-30 (ot) 51,415
Nov. 14	Florida State	L	28-41 33,411
Nov. 21	at Duke	W	45-34 21,420

2010

Record: 3-9, 1-7 ACC		Captains: Marshall Williams, Josh Adams, Russell Nenon, Hunter Haynes	
Sept. 2	Presbyterian	W	53-13 2,8205
Sept. 11	Duke	W	54-48 31,673
Sept. 18	at Stanford (19/19)	L	24-68 39,061
Sept. 25	at Florida State	L	0-31 61,647
Oct. 2	Georgia Tech	L	20-24 30,263
Oct. 9	Navy	L	27-28 31,454
Oct. 16	at Virginia Tech	L	21-52 66,233
Oct. 30	at Maryland	L	14-62 39,063
Nov. 6	Boston College	L	13-23 29,465
Nov. 13	at NC State	L	3-38 57,161
Nov. 20	Clemson	L	10-30 31,783
Nov. 27	at Vanderbilt	W	34-13 21,338

2011

Music City Bowl

Record: 6-7, 5-3 ACC		Captains: Appointed each game	
Sept. 1	at Syracuse	L	29-36 (ot) 40,833
Sept. 10	NC State	W	34-27 32,423
Sept. 17	Gardner-Webb	W	48-5 28,765
Oct. 1	at Boston College	W	27-19 38,265
Oct. 8	Florida State (22/23)	W	35-30 33,116
Oct. 15	Virginia Tech (19/17)	L	17-38 35,026
Oct. 22	at Duke	W	24-23 22,258
Oct. 29	at North Carolina	L	24-49 57,000
Nov. 5	Notre Dame	L	17-24 36,307
Nov. 12	at Clemson (9/10)	L	28-31 79,000
Nov. 19	Maryland	W	31-10 30,112
Nov. 26	Vanderbilt	L	7-41 28,020
Dec. 30	vs. Mississippi State ¹	L	17-23 55,208

1 - Music City Bowl, Nashville, Tenn.

2012

Record: 5-7, 3-5 ACC		Captains: Appointed each game	
Sept. 1	Liberty	W	20-17 27,652
Sept. 8	North Carolina	W	28-27 29,526
Sept. 15	at Florida State (5/6)	L	0-52 68,833
Sept. 22	Army	W	49-37 30,207
Sept. 29	Duke	L	27-34 28,743
Oct. 6	at Maryland	L	14-19 40,391
Oct. 20	at Virginia	W	16-10 41,167
Oct. 25	Clemson (14/13)	L	13-42 31,162
Nov. 3	Boston College	W	28-14 28,963
Nov. 10	at NC State	L	6-37 52,567
Nov. 17	at Notre Dame (3/3)	L	0-38 80,795
Nov. 24	Vanderbilt	L	21-55 26,134

2013

Record: 4-8, 2-6 ACC		Captains: Appointed each game	
Aug. 29	Presbyterian	W	31-7 26,202
Sept. 6	at Boston College	L	10-24 32,465
Sept. 14	ULM	L	19-21 26,505
Sept. 21	Army	W	25-11 33,610
Sept. 28	at Clemson (3/4)	L	7-56 80,607
Oct. 5	NC State	W	28-13 30,642
Oct. 19	Maryland	W	34-10 27,807
Oct. 26	at Miami (7/6)	L	21-24 66,160
Nov. 2	at Syracuse	L	0-13 38,550
Nov. 9	Florida State (3/3)	L	3-59 30,865
Nov. 23	Duke (25/24)	L	21-28 28,463
Nov. 30	at Vanderbilt	L	21-23 33,019



DAVE CLAWSON

2014-present (3 seasons)
13-24 (.351)

2014

Record: 3-9, 1-7 ACC		Captains: Jordan Garside, Merrill Noel, Brandon Chubb, Hunter Williams, Ryan Janvion	
Aug. 28	at ULM	L	10-17 21,003
Sept. 6	Gardner-Webb	W	23-7 26,925
Sept. 13	at Utah State	L	24-36 20,345
Sept. 20	Army	W	24-21 28,123
Sept. 27	at Louisville	L	10-20 51,463
Oct. 4	at Florida State (1)	L	3-43 82,327
Oct. 18	Syracuse	L	7-30 25,107
Oct. 25	Boston College	L	17-23 26,439
Nov. 6	Clemson (19)	L	20-34 28,846
Nov. 15	at NC State	L	13-42 55,353
Nov. 22	Virginia Tech	W	6-3 (2 ot) 27,820
Nov. 29	at Duke	L	21-41 22,247

2015


Record: 3-9, 1-7 ACC		Captains: Dylan Intemann, Alex Kinal, Brandon Chubb, Hunter Williams, Ryan Janvion	
Sept. 3	Elon	W	41-3 27,126
Sept. 12	at Syracuse	L	17-30 26,670
Sept. 19	at Army West Point	W	17-14 29,124
Sept. 26	Indiana	L	24-31 22,508
Oct. 3	Florida State (11)	L	16-24 28,588
Oct. 10	at Boston College	W	3-0 30,094
Oct. 17	at North Carolina	L	14-50 50,500
Oct. 24	NC State	L	17-35 30,464
Oct. 30	Louisville	L	19-20 24,922
Nov. 14	at Notre Dame (6)	L	7-28 80,795
Nov. 21	at Clemson (1)	L	13-33 81,577
Nov. 28	Duke	L	21-27 26,435

2016

Military Bowl

Record: 7-6, 3-5 ACC		Captains: Marquel Lee, Wendell Dunn, Josh Harris, Tyler Hayworth, Cam Serigne	
Sept. 1	Tulane	W	7-3 24,398
Sept. 10	at Duke	W	24-14 21,077
Sept. 17	Delaware	W	38-21 25,972
Sept. 24	at Indiana	W	33-28 45,519
Oct. 1	at NC State	L	16-33 58,200
Oct. 8	Syracuse	W	28-9 25,162
Oct. 15	at Florida State (14/16)	L	6-17 77,102
Oct. 29	Army West Point	L	13-21 27,948
Nov. 5	Virginia	W	27-20 25,334
Nov. 12	at Louisville (5/6)	L	12-44 51,218
Nov. 19	Clemson (5/5)	L	13-35 31,512
Nov. 26	Boston College	L	14-17 24,866
Dec. 27	vs. Temple ¹ (23/24)	W	34-26 26,656

1 - Military Bowl, Annapolis, Md.



BB&T FIELD WF



2017 WAKE FOREST SCHEDULE



8/31
PRESBYTERIAN



9/9
AT BOSTON COLLEGE



9/16
UTAH STATE



9/23
AT APPALACHIAN ST.



9/30
FLORIDA STATE



10/7
AT CLEMSON



10/21
AT GEORGIA TECH



10/28
LOUISVILLE



11/4
AT NOTRE DAME



11/11
AT SYRACUSE



11/18
NC STATE



11/25
DUKE