

2017

UTAH

FOOTBALL MEDIA GUIDE



MITCH WISHNOWSKY

LOWELL LOTULELEI

SALESI UHATAFE



UTAH BOWL DOMINANCE

Thirteen wins in 14 bowl appearances since 1999.
Two BCS Bowl victories (2005 Fiesta Bowl and 2009 Sugar Bowl).
Nine straight wins for the second-longest bowl win streak in NCAA history from 1999-2009.




THE ROAD TO THE NFL Current NFL Utes


Alex Smith QB Kansas City
Eric Weddle DB Baltimore
Sean Smith DB Oakland
Brice McCain DB Tennessee
Koa Misi LB Miami
Zane Beadles OL San Francisco
Sealver Siliga DL Tampa Bay
Tony Bergstrom OL Arizona
Derrick Shelby DE Atlanta
Star Lotulelei DT Carolina
Keith McGill DB Oakland
Trevor Reilly LB Miami
Anthony Denham TE Philadelphia

Tenny Palepoi DT L.A. Chargers
Brian Blechen LB Carolina
Kaelin Clay WR Carolina
Nate Orchard LB Cleveland
Jeremiah Poutasi OL Jacksonville
Eric Rowe DB New England
Devontae Booker RB Denver
Jared Norris LB Carolina
Kendal Thompson WR Washington
Garett Bolles OT Denver
Marcus Williams S New Orleans
Joe Williams RB San Francisco
Isaac Asiata OL Miami


Brian Allen DB Pittsburgh
J.J. Dielman OL Cincinnati
Sam Tevi OT L.A. Chargers
Pita Taumoepeenu DE San Francisco
Hunter Dimick DE Jacksonville
Chase Dominguez SN New Orleans
Dominique Hatfield DB L.A. Rams
Tim Patrick WR Baltimore
Andy Phillips K Chicago
Reggie Porter DB Indianapolis
Pasoni Tasini DT Arizona
Jason Thompson S New England
Travis Wilson TE L.A. Rams



ZANE BEADLES



ALEX SMITH



ERIC WEDDLE



STAR LOTULELEI

KICKING OFF

UTAH FAST FACTS

GENERAL INFORMATION

Location: Salt Lake City
 Metro Population: 1,153,340
 Elevation: 4,657 feet above sea level
 President: David W. Pershing
 Director of Athletics: Chris Hill
 Founded: 1850
 Enrollment: 32,061
 Conference: Pac-12
 Nickname: Utes
 Colors: Red and White (pms 187)
 Mascot: Swoop (red-tailed hawk)
 Stadium: Rice-Eccles Stadium (45,807)
 Surface: FieldTurf
 Facility: Spence & Cleone Eccles Football Center
 Indoor Field: Spence Eccles Field House
 Website: www.UtahUtes.com

DEPARTMENT PHONE NUMBERS

Athletics Department: (801) 581-8171
 Football Office: (801) 581-7684
 Communications: (801) 581-3510/3511/8997/8302
 Stadium Press Box: (801) 581-4783/8210
 Ticket Office: (801) 581-UTIX (8849)
 Communications Fax: (801) 581-4358
 Football Fax: (801) 585-3808

UTAH SCHEMES

Offense: Spread
 Defense: 4-2

PERSONNEL BREAKDOWN

Starters/Lettermen Returning: 12/46
 Offense: 5/22
 Defense: 6/22
 Specialists: 1/2
 Starters/Lettermen Lost: 13/33

REVIEWING 2016

Overall Record: 9-4
 Pac-12 Record: 5-4 (3rd South Division)

CREDITS

Editorial: Liz Abel
Layout and Design: Mike Lageschulte
Contributors: Brooke Frederickson, Chris Healy, Lynde Hoopes
Cover Design: Rocky Lindgren
Photography: Steve Wilson, Tom Smart, Kory Mortensen, Sarah Shebek, University of Utah, Walter Dixon, Joe Faraoni/ESPN Images, Terry Baker, Mike Dunn, Dennis Hubbard, Ernie Anderson, U. Special Collections-J.W. Marriott Library, Steve Greenwood, Salt Lake Convention and Visitors Bureau, Utah Travel Council, Richard Bart Green/Don Green Photography, Mitch Dumke, Russ Isabella.



INFORMATION

Utah Fast Facts	1
2017 Schedule	2
Road Headquarters	2
Getting to the Game	2
Athletic Facility Locations	2
Utah Communications Staff Contacts	3
Staff Directory	3
Utah Media Outlets	4
Radio & TV Coverage	5
Pac-12 Conference	6
Pac-12 Composite Schedule	7
Utah's Future Schedules	7
2017-18 Bowl Games	8

HERE'S UTAH

Utah Football Tradition	10
Utah Athletics History	11
Salt Lake City	12
University of Utah	13
Utah Traditions	14
The MUSS	15
Famous Alumni	16
Academic All-Americans	17
Rice-Eccles Stadium	18-19
Spence & Cleone Eccles Football Center	20

2017 OUTLOOK

Personnel Picture	22
How the Utes Were Built	23
2017 Recruiting Class	23
2017 Rosters	24-27
Pronunciation Guide	25
Utes By State/Country and Class	28
2017 Scouting Report	29-30

PLAYER PROFILES

Returner Bios	32-57
2017 Signing Class	58-60

COACHES AND STAFF

Head Coach Kyle Whittingham	62-63
Morgan Scalley	64
Troy Taylor	65
Jim Harding	66
Sharrieff Shah	67
Justin Ena	68
Lewis Powell	69

Guy Holliday	70
Freddie Whittingham	71
Kiel McDonald	72
Football Staff	73-74
Athletics Director Chris Hill	75
President David W. Pershing	76
Athletics Department Administration	76

SERIES HISTORY

Series Records	78
Series vs. Conferences	78
2017 Opponent Quick Facts	79
Series History vs. the 2017 Field	80-82
Scores vs. NCAA Opponents	83-86

2016 IN REVIEW

2016 Season Review	88-89
Statistics	90-92
Starting Lineups	93
Participation	94
Game Recaps	95-101

BOWL HISTORY

Bowl Game Results	103
Bowl Game Summaries	104-116

RECORD BOOK

Season Record & Coach	118
Conference Finishes	119
Utah in the National Polls	120-121
Utah Against Ranked AP Opponents	122
Utes On Network TV	123-124
Single Game Leaders	125
Yearly Leaders	126-127
The Longest Yard	128
Individual Records	129-140
Team Records	141-147
Rice-Eccles Stadium Records	148
Bowl Records	149-150
All-Americans	151-152
First-Team All-Americans' Profiles	153-157
First-Team All-Conference	158-159
Notable Numbers	160-161
NFL Draft Picks	162-163
Utes in the Pros	164-166
All-Time Lettermen	167-174
Homecoming Games	175
Schedules & Results	176-184

2017 SCHEDULE INFORMATION

2017 SCHEDULE

Date	Opponent	Site	Time	TV	Series	Last Meeting
Aug. 31 (Thu)	North Dakota	Salt Lake City	5:30 p.m. MDT	P12N	0-0	-
Sept. 9	at Brigham Young	Provo, Utah	8:15 p.m. MDT	ESPN/2/U#	59-34-4	2016, W 20-19
Sept. 16	San Jose State	Salt Lake City	8:00 p.m. MDT	ESPN2	7-1	2016, W 34-17
Sept. 22 (Fri)	at Arizona*	Tucson, Ariz.	7:30 p.m. MST	FS1	21-19-2	2016, W 36-23
Sept. 30	Bye					
Oct. 7	Stanford* (HC)	Salt Lake City	TBA	TBA	4-3	2014, W 20-17 (2OT)
Oct. 14	at USC*	Los Angeles, Calif.	TBA	TBA	5-10	2016, W 31-27
Oct. 21	Arizona State*	Salt Lake City	TBA	TBA	8-20	2016, W 49-26
Oct. 28	at Oregon*	Eugene, Ore.	TBA	TBA	9-21	2016, L 30-28
Nov. 3 (Fri)	UCLA*	Salt Lake City	TBA	TBA	4-11	2016, W 52-45
Nov. 11	Washington State*	Salt Lake City	TBA	TBA	7-7	2014, L 28-27
Nov. 18	at Washington*	Seattle, Wash.	TBA	TBA	1-9	2016, L 31-24
Nov. 25	Colorado*	Salt Lake City	TBA	TBA	28-32-3	2016, L 27-22

*Times local to site *Pac-12 game (HC)-Homecoming #ESPN network to be designated after Sept. 2 games*

GETTING TO THE GAME

From Salt Lake International Airport to Rice-Eccles Stadium: Take I-80 East out of the airport. In four miles, exit on 600 South. Go to 700 East and turn left. Turn right at the second light (400 South). Go up the hill as the street bends and becomes 500 South. Continue through the light at 1300 East and get in the left lane. Rice-Eccles Stadium is a half block up on the left. Take left turn into the parking lot west of the stadium.

ATHLETIC FACILITY LOCATIONS

RICE-ECCLES STADIUM

451 South, 1400 East

JON M. HUNTSMAN CENTER

1825 E. South Campus Drive Front

SPENCE AND CLEONE ECCLES FOOTBALL CENTER

580 South Guardsman Way

SPENCE ECCLES FIELD HOUSE

650 South Guardsman Way

2017 ROAD HEADQUARTERS

BRIGHAM YOUNG

Provo Marriott
101 W. 100 N.
Provo, Utah 84601
(801) 377-4700

ARIZONA

Hilton El Conquistador
10000 N Oracle Rd.
Tucson, Ariz. 85704
(520) 544-5000

USC

Omni Downtown Los Angeles
251 S Olive St.
Los Angeles, Calif. 90012
(213) 617-3300

OREGON

Valley River Inn
1000 Valley River Way
Eugene, Ore. 97401
(541) 743-1000

WASHINGTON

Seattle Marriott Bellevue
200 110th Ave NE
Bellevue, Wash. 98004
(425) 214-7600



Utah has sold out 44 consecutive home games dating back to the start of the 2010 season.

UTAH STAFF DIRECTORY

COMMUNICATIONS STAFF

FOOTBALL CONTACTS



LIZ ABEL

Sr. Associate A.D./Director



BROOKE FREDERICKSON

Associate Director



JORDIE LINDLEY

Assistant Director



LYNDE HOOPES

Administrative Assistant



MIKE LAGESCHULTE

Special Projects Coord.



DAMEON MYRES

Associate Director



DREW WISEMAN

Associate Director

Name	Office / Cell	Email
Abel, Liz, Sr. Assoc. A.D./Director (football)	801-581-3511 / 209-6346	label@huntsman.utah.edu
Frederickson, Brooke, Associate Director (football)	801-581-8302 / 493-9254	bfrederickson@huntsman.utah.edu
Hoopes, Lynde, Administrative Assistant	801-581-3510	lhoopes@huntsman.utah.edu
Lageschulte, Mike, Special Projects Coordinator	801-587-9162 / 557-2322	mlages@huntsman.utah.edu
Lindley, Jordie, Assistant Director	801-581-8997 / 647-8174	jlindley@huntsman.utah.edu
Myres, Dameon, Associate Director	801-587-7298 / 201-4834	dmyres@huntsman.utah.edu
Wiseman, Drew, Associate Director	801-581-3771 / 201-8563	dwiseman@huntsman.utah.edu

FOOTBALL COACHES

Elisaia, Doug	Strength & Conditioning	Scalley, Morgan	Defensive Coordinator/Safeties
Ena, Justin	Linebackers	Shah, Sharrieff	Cornerbacks
Harding, Jim	Assistant Head Coach/Offensive Line	Taylor, Troy	Offensive Coordinator/Quarterbacks
Holliday, Guy	Wide Receivers	Whittingham, Freddie	Tight Ends
McDonald, Kiel	Running Backs	Whittingham, Kyle	Head Coach
Powell, Lewis	Defensive Line		

ATHLETIC ADMINISTRATION

	OFFICE	EMAIL
Abel, Liz, Sr. Associate A.D. (Communications)	801-581-3511	label@huntsman.utah.edu
Argust, Ann, Associate A.D. (Marketing & Branding)	801-585-5692	aargust@huntsman.utah.edu
Brennan, Kyle, Deputy Athletics Director	801-585-3819	kbrennan@huntsman.utah.edu
Charipar, Kate, Associate A.D. (Compliance)	801-585-1629	kcharipar@huntsman.utah.edu
Gross, Kris, Executive Assistant to the A.D.	801-581-3508	kgross@huntsman.utah.edu
Hendrix, Manny, Sr. Associate A.D. (Development)	801-585-7233	mhendrix@huntsman.utah.edu
Hill, Chris, Athletics Director	801-581-3508	chill@huntsman.utah.edu
Pyne, Steve, Director of Events and Facilities	801-585-5054	spyne@huntsman.utah.edu
Richardson, Nona, Sr. Associate A.D. (SWA)	801-585-6850	nrichardson@huntsman.utah.edu
Smith, Steve, Associate A.D. (Chief Financial Officer)	801-587-9371	ssmith@huntsman.utah.edu
Soto, Jimmy, Assistant A.D. (Major Gifts)	801-585-6493	jsoto@huntsman.utah.edu
Weierholt, Erik, Director of Academic Services	801-581-7829	eweirholt@huntsman.utah.edu

FOOTBALL SUPPORT STAFF

	OFFICE	CELL	EMAIL
Blechen, Robert, Assistant Director of Player Personnel	801-209-1037		rblechen@huntsman.utah.edu
Brennan, Beth, Coordinator of Football Academics	801-518-4059		bbrennan@huntsman.utah.edu
Buchanan, Helen, Executive Assistant to the Head Coach	801-587-8355		hbuchanan@huntsman.utah.edu
Dimmitt, Matt, Director of Football Video	801-587-9502	801-558-8147	mdimmitt@huntsman.utah.edu
Cano, Pablo, Director of Player Personnel	801-587-9164	626-705-8471	pcano@huntsman.utah.edu
Colosimo, Gianna, Recruiting Operations Coordinator	801-587-9495	801-558-3220	gcolosimo@huntsman.utah.edu
Corbett, Mike, Assistant Director of Football Operations	801-587-7848	801-231-3511	mcorbett@huntsman.utah.edu
Fitsemanu, Alema, Director of High School Relations	801-209-4534		afitsemanu@huntsman.utah.edu
Hansen, Maddie, Football Creative Director	801-232-8401		mford@huntsman.utah.edu
Holt, Kristy, Rice-Eccles Stadium Event Services	801-585-1018	801-554-8625	kholt@stadium.utah.edu
Rudy, Jeff, Director of Football Operations	801-581-8563	801-231-6779	jrudy@huntsman.utah.edu
Sharitt, Kelly, Executive Director of Equipment Operations	801-581-8449		ksharitt@huntsman.utah.edu
Whatcott, Janice, Football Secretary	801-581-3417		jwhatcott@huntsman.utah.edu
McBeth, Joe, Head Football Athletics Trainer	801-587-9691		jmcbeth@huntsman.utah.edu

OTHER IMPORTANT TELEPHONE NUMBERS

Athletics Department	801-581-8171
Ticket Office	801-581-8849
Football Office	801-587-8355
Stadium Press Box	801-581-4783/801-581-8210
Football Fax/Athletics Communications Fax	801-585-3808/801-581-4358

MAILING/OVERNIGHT ADDRESS

University of Utah Athletics Department
1825 E. South Campus Dr.
Salt Lake City, UT 84112-0900

MEDIA OUTLETS

NEWSPAPERS

Deseret News

55 N. 300 West, Suite 500
Salt Lake City, UT 84101
801-237-2161
sports@desnews.com
Dirk Facer, Beat Writer
dirk@desnews.com
Brad Rock, Columnist/Features
rock@desnews.com

Salt Lake Tribune

90 S. 400 West, Suite 700
Salt Lake City, UT 84101
801-257-8900
sports@sltrib.com
Lynn Worthy, Beat Writer
lworthy@sltrib.com
Chris Kamrani, Beat Writer
ckamrani@sltrib.com
Kurt Kragthorpe, Columnist
Gordon Monson, Columnist
gmonson@sltib.com
kkragthorpe@sltrib.com

Daily Utah Chronicle

Sports Editor
Brittini Colindres, Sports Editor
b.colindres
@dailyutahchronicle.com

Provo Daily Herald

P.O. Box 717
Provo, UT 84603
801-344-2555
dhsports@heraldextra.com
Jared Lloyd, Sports Editor
jlloyd@heraldextra.com

Standard Examiner (Ogden)

Ryan Comer, Sports Reporter
rcomer@standard.net
801-791-5083

St. George Spectrum

Tim Olsen, Sports Editor
tolsen@thespectrum.com
435-674-6271

Logan Herald Journal

Shawn Harrison, Sports Editor
sharrison@hjnews.com
435-752-2121 (ext. 333)

WIRE SERVICES

Associated Press

90 South 400 West, Suite 670
Salt Lake City, UT 84101
801-322-3405
Kareem Copeland, Sports Writer
kcopeland@ap.org

SPORTS RADIO

ESPN 700 (Utah Flagship)

50 W. Broadway, Suite 200
Salt Lake City, UT 84101
877-353-0700
Bill Riley, Program Director/
Midday Host/Play-by-Play
bill@espn700sports.com
Frank Dolce, Analyst
frankdolce@gmail.com
Bo Nagahi, Sideline Reporter
bnagahi22@gmail.com

1280/97.5 The Zone

301 W. South Temple
Salt Lake City, UT 84101
801-325-2500
Scott Garrard, Program Director
sgarrard@1280thezone.com

1320 KFAN

434 Bearcat Drive
Salt Lake City, UT 84115
801-537-1414
Chris Hoffman, Program Director
Chris.Hoffman@cumulus.com

KSL Newsradio 102.7/1160

P.O. Box 1160
Salt Lake City, UT 84110
801-575-5535
Cleon Wall, Reporter
cwall@ksl.com
Alex Kirry, Reporter
akirry@ksl.com

TELEVISION

KSL-TV (NBC)

Broadcast House
5 Triad Center
Salt Lake City, UT 84110
801-575-5535
Rod Zundel, Reporter/Anchor
rod.zundel@ksl.com
Jeremiah Jensen, Reporter/Anchor
jjensen@ksl.com

KTVX-TV (ABC)

2175 West 1700 South
Salt Lake City, Utah 84104
801-975-4428
Wesley Ruff, Sports Director
wesley@abc4.tv
Dana Greene, Anchor/Reporter
dana.greene@abc4.com

KUTV-TV (CBS)

299 S. Main St. Suite 150
Salt Lake City, UT 84111
801-839-1234
sports@kutv2.com
Dave Fox, Sports Anchor
davefox@kutv2.com
David James, Sports Anchor
djames@kutv2.com
Adam Mikulich, Reporter/Anchor
amikulich@kutv2.com

KSTU-TV (FOX)

5020 W. Amelia Earhart Dr.
Salt Lake City, UT 84116
801-536-1313
Jeff Rhineer, Anchor/Reporter
jeff.rhineer@fox13now.com
Morgan Vance, Anchor/Reporter
morgan.vance@fox13now.com
Rebecca Cade, Reporter
rebecca.cade@fox13now.com

UTAH FOOTBALL ON THE WEB



WEB

<http://utahutes.com/>



YOUTUBE

<http://www.youtube.com/uathletics>



TWITTER

<http://twitter.com/utahathletics>
http://twitter.com/utah_football



FACEBOOK

<http://facebook.com/uathletics>
<http://facebook.com/utahutesfootball>



ITUNESU

<http://tinyurl.com/utahitunesu>



INSTAGRAM

<https://instagram.com/utahathletics/>
<https://www.instagram.com/utahfootball/>

COLLEGE PRESS BOX

The official media website for Division I football. Access and download weekly game notes, quotes, statistics, media guides, headshots, logos and more for the conference and each of its member schools. Login information will be distributed to accredited media or you can apply for a password by sending an email to: password@collegepressbox.com.

collegepressbox.com
EVERYTHING BUT THE PRE-GAME MEAL

RADIO & TV COVERAGE

PAC-12 CONFERENCE TELEVISION

Pac-12 Conference television partners ESPN, FOX Sports, and Pac-12 Networks will provide complete coverage of the entire Pac-12 home football schedule during the 2017 season. Pac-12 Networks will air 35 Pac-12 home games, while ESPN and FOX Sports will combine to televise 44 games from Pac-12 home and neutral sites. In addition, one of ESPN's networks will televise the Pac-12 Championship Game at Levi's Stadium in Santa Clara, Calif.

The television arrangement with ESPN and FOX Sports calls for Pac-12 football to receive full national distribution of each game. ESPN will televise on ESPN, ESPN2, ESPNU or ABC, while FOX Sports will air its games on FOX or FS1.

Pac-12 Networks was created in 2011 and features one national and six regional full-time native HD linear networks available to video programming operators, as well as a network of digital properties dedicated solely to the Pac-12. The networks televise 850 live events across 27 sports annually and provide 24/7 access to Pac-12 teams and universities.

The Pac-12 digital platform includes Pac-12.com, the official athletic websites of member universities, mobile applications, social media and other innovative digital initiatives across the company.

Highlights of Pac-12 Conference football coverage in 2017 include eight Friday night games, including five on FS1 and three on ESPN. ESPN will also televise one Thursday night game. FOX will showcase UCLA vs. Texas A&M Labor Day weekend on Sunday, Sept. 3.

Five Utah games were picked for early selection, including home games against North Dakota on Thursday, Aug. 31 at 5:30 p.m. MT on Pac-12 Network, San Jose State on Saturday, Sept. 16 at 8 p.m. MT on ESPN2 and UCLA on Friday, Nov. 3 at 7:30 p.m. MT on FS1.

Utah also learned the time and TV for road games at BYU on Saturday, Sept. 9 on 8:15 p.m. MT on ESPN, ESPN2 or ESPNU and Arizona on Friday, Sept. 22 at 7:30 p.m. MST (PT)/8:30 p.m. MDT on FS1.

The remainder of Utah's game times and TV will be announced six to 12 days in advance. Which ESPN network will broadcast the Utah-BYU game in Provo will be announced after the games on Sept. 2. All of Utah's games will be televised nationally.

While television selections for the first three weeks of the 2017 season have been made, as well as all Thursday and Friday games throughout the season, all remaining television game selections and start times, starting with week four (Saturday, September 23) and running through the final week of the regular season (Saturday, November 25) will be made 12- or six-days in advance.

Additional non-conference road games will be televised as part of other conference or institution television packages. In all, every game involving a Pac-12 team is expected to be televised this season.

(See Pac-12 composite schedule and TV listings on page 7)



NETWORKS

UTAH SPORTS RADIO NETWORK

ESPN 700 (KALL-AM) has been the radio home to University of Utah athletics since 1951. ESPN 700, which has a 50,000-watt evening and weekend signal, and a 10,000-watt daytime signal, is one of two stations in the Utah Sports Network. The other is KOAL 750 AM in Price. All of Utah's games on ESPN 700 can also be heard live on the Internet at UtahUtes.com. They will also be carried by SiriusXM Satellite Radio as well as Tunein Radio.

Managing the radio network is Utes Sports Properties, a division of Learfield. Utes Sports Properties is in its first year as the multi-media rights partner for Utah Athletics and brokered the most recent contract extension with ESPN 700—a five-year agreement signed in the summer of 2017.

Handling the play by play for the Ute broadcasts is Bill Riley, who is in his ninth year as the "Voice of the Utes." Riley is a 24-year veteran of radio and television and has won numerous awards as both as host and play-by-play broadcaster, including twice being named Sports Broadcaster of the Year in Utah by the NSSA. Riley is joined in the booth by former Ute quarterback Frank Dolce, now in his 25th season as the color analyst. Reporting from the sidelines in his sixth year is former Ute defensive back Bo Nagahi.

Highlighting ESPN 700's game-day coverage are two hours of pre-game coverage and two-hour post-game shows that include live interviews with players and coaches and expert analysis. The Kyle Whittingham Show, hosted by Riley, airs on ESPN 700 every Tuesday during the regular season. The show is broadcast live from 6-7 p.m. MT.



BILL RILEY
Play-by-Play



FRANK DOLCE
Analyst



BO NAGAH
Sideline Reporter

PAC-12 CONFERENCE

CONFERENCE OF CHAMPIONS

Known as the "Conference of Champions," the 501 NCAA team titles won by Pac-12 schools outdistance the nearest conference by almost more than 200. In what was an historic year in 2016-17 as the Pac-12 became the first league to 500 titles, the Conference won 13 NCAA Championships, marking the ninth time overall and the third time in the last four years the Conference claimed double-digit titles. It was also 16th time in the last 17 years the Pac-12 led the nation in NCAA titles won.



The Pac-12's NCAA Championships came in the form of a record 10 in women's sports, two in men's and one combined championship. The 13 titles were one shy of the record 14 the Conference claimed in 1996-97. No other conference has reached double digits in an academic year. The Pac-12 more than doubled up on the next league's title count in 2016-17, with Big 12 schools claiming six NCAA titles.

In addition to the 13 NCAA crowns, Pac-12 teams recorded nine runner-up finishes and at least one team placed in the top four in 24 championships. In eight sports, there were at least two teams among the final four.

Pac-12 teams have won championships in 29 of the 37 Division I sports the NCAA sponsors and has reached double digits in 20 of those sports. All three of the institutions that have won at least 100 NCAA titles all-time are Pac-12 members: Stanford (113), UCLA (113) and USC (104).

The Pac-12's excellence is further proven in the annual NCAA Division I Learfield Sports Directors' Cup competition, the prestigious award that honors the best overall collegiate athletics programs in the country. Stanford continued its remarkable run by winning a 23rd-consecutive Directors' Cup in 2016-17. Five Pac-12 member institutions ranked among the top-15 Division I programs—the most of any conference: No. 1 Stanford, No. 4 USC, No. 9 Oregon, No. 11 UCLA and No. 14 California.

LEAGUE HISTORY

Built on a firm foundation of academic excellence and superior athletic performance, the Pac-12 Conference celebrated its Centennial year in 2015-16. The roots of the league go back to Dec. 2, 1915, when the Pacific Coast Conference (PCC) was founded at a meeting at the Oregon Hotel in Portland, Ore. The original membership consisted of four schools—

the University of California at Berkeley, the University of Washington, the University of Oregon, and Oregon State College (now Oregon State University). All still are charter members of the Conference. The Pac-12 Conference ushered in a new era on July 1, 2011, with the additions of the University of Colorado and University of Utah.

Pacific Coast Conference play began in 1916 and, one year later, Washington State College (now Washington State University) was accepted into the league, with Stanford University following in 1918.

In 1922, the PCC expanded to eight teams with the admission of the University of Southern California (USC) and the University of Idaho. In 1924, the University of Montana joined the league roster and in 1928, the PCC grew to 10 members with the addition of UCLA.

The Pacific Coast Conference competed as a 10-member league until 1950, with the exception of 1943-45 when World War II curtailed intercollegiate athletic competition to a minimum. During that time, the league's first commissioner was named. Edwin N. Atherton was Commissioner in 1940 and was succeeded by Victor O. Schmidt in 1944. In 1950, Montana resigned from the Conference and the PCC continued as a nine-team Conference through 1958.

In 1959, the PCC was dissolved and the Athletic Association of Western Universities (AAWU) was formed with Thomas J. Hamilton was appointed Commissioner of the new league. The original AAWU membership included California, Stanford, USC, UCLA and Washington. Washington State joined the membership in 1962, while Oregon and Oregon State joined in 1964. Under Hamilton's watch, the name Pacific-8 Conference was adopted in 1968. In 1971, Wiles Hallock took over as Commissioner of the Pac-8.

Ten years later, on July 1, 1978, the University of Arizona and Arizona State University were admitted to the league and the Pacific-10 Conference became a reality. In 1986-87, the league took on a new look, expanding to include 10 women's sports.

Thomas C. Hansen was named the Commissioner of the Pac-10 in 1983, a role he would hold for 26 years, and was succeeded by current Commissioner Larry Scott, who took on the new role in July 2009.

Currently, the Pac-12 sponsors 11 men's sports and 12 women's sports, with beach volleyball added in 2015-16. Additionally, the Conference is a member of the Mountain Pacific Sports Federation (MPSF) in four other men's sports and three women's sports.

The Pac-12 Conference offices are located in the heart of San Francisco in the SOMA district.

NCAA TEAM TITLES BY CONFERENCE

Pac-12	501
Big Ten	309
SEC	222
Big 12	176
ACC	149

NCAA TEAM TITLES WON BY PAC-12 INSTITUTIONS

	Men's/Comb.	Women's	Total
Stanford	63	50	113
UCLA	74	39	113
USC	84	20	104
California	29	7	36
Oregon	19	14	33
Colorado	*24	2	*26
Arizona State	11	13	24
Utah	*12	9	*21
Arizona	7	11	18
Washington	-	8	8
Oregon State	3	-	3
Washington State	2	-	2

* Utah has won 11 NCAA skiing championships (10 combined and 1 men's). Colorado has won 19 NCAA skiing titles (8 combined and 11 men's).

Note: Does not include football championships, which the NCAA does not officially designate. Various polls and systems have been used to determine football champions. USC claims 10 titles, California 5, Washington 2, and Stanford and UCLA 1 each.

PAC-12 NCAA TEAM TITLES BY SPORT

	Men's/Comb.	Women's
Baseball	28	-
Basketball	16	4
Boxing	4	-
Cross Country	13	12
Golf	15	18
Gymnastics	13	15
Rowing	-	8
Skiing	*30	*0
Soccer	6	4
Softball	-	23
Swimming	25	14
Tennis	53	22
Indoor Track	8	11
Outdoor Track	46	8
Volleyball	25	15
Beach Volleyball	-	2
Water Polo	43	17
Wrestling	1	-

* Utah has won 11 NCAA skiing championships (10 combined and 1 men's). Colorado has won 19 NCAA skiing titles (8 combined and 11 men's).

2017 PAC-12 COMPOSITE SCHEDULE

SATURDAY, AUGUST 26

Oregon State at Colorado State 1 p.m. MT CBSSN
Stanford vs. Rice (1) 7 p.m. PT ESPN

THURSDAY, AUGUST 31

North Dakota at Utah 4:30 p.m. PT P12N
New Mexico St. at Arizona St. 7:30 p.m. PT P12N

FRIDAY, SEPTEMBER 1

Washington at Rutgers 8 p.m. ET FS1
Colorado State vs. Colorado (1) 6 p.m. MT P12N

SATURDAY, SEPTEMBER 2

California at North Carolina 12:20 p.m. ET ACC Network
Portland State at Oregon State 11 a.m. PT P12N
Western Michigan at USC 2:15 p.m. PT P12N
Southern Utah at Oregon 5:15 p.m. PT P12N
Montana St. at Washington St. 7:30 p.m. PT FS1
Northern Stanford at Arizona 8 p.m. PT P12N

SUNDAY, SEPTEMBER 3

Texas A&M at UCLA 4:30 p.m. PT FOX/FOX D

SATURDAY, SEPTEMBER 9

Texas State at Colorado 12 noon MT P12N
Nebraska at Oregon 1:30 p.m. PT FOX/FOX D
Hawai'i at UCLA 2 p.m. PT P12N
Weber State at California 2 p.m. PT Pac-12 Bay Area
Montana at Washington 5 p.m. PT P12N
Stanford at USC 5:30 p.m. PT FOX
Minnesota at Oregon State 7 p.m. PT FS1
Utah at BYU 8:15 p.m. MT ESPN Networks
Houston at Arizona 7:30 p.m. PT ESPN Networks
Boise State at Washington State 7:30 p.m. PT ESPN Networks
San Diego State at Arizona State 8 p.m. PT P12N

FRIDAY, SEPTEMBER 15

Arizona at UTEP 7:15 p.m. PT ESPN

SATURDAY, SEPTEMBER 16

UCLA at Memphis 11 a.m. CT ABC/ESPN2 mirror
Northern Colorado at Colorado 12 noon MT P12N
Oregon St. at Washington St. 2:30 p.m. PT P12N
Oregon at Wyoming 5 p.m. MT CBSSN
Arizona State at Texas Tech 7 p.m. CT FSN
Texas at USC 5:30 p.m. PT FOX
Fresno State at Washington 6:30 p.m. PT P12N
Mississippi at California 7:30 p.m. PT ESPN
Stanford at San Diego State 7:30 p.m. PT CBSSN
San Jose State at Utah 8 p.m. MT ESPN2

FRIDAY, SEPTEMBER 22

Utah at Arizona 7:30 p.m. PT FS1

SATURDAY, SEPTEMBER 23

Oregon at Arizona State
USC at California
UCLA at Stanford
Washington at Colorado
Nevada at Washington State

FRIDAY, SEPTEMBER 29

USC at Washington State 7:30 p.m. PT ESPN

SATURDAY, SEPTEMBER 30

Arizona State at Stanford
Colorado at UCLA
California at Oregon
Washington at Oregon State

SATURDAY, OCTOBER 7

Arizona at Colorado
Oregon State at USC
Stanford at Utah
Washington State at Oregon
California at Washington

FRIDAY, OCTOBER 13

Washington State at California 7:30 p.m. PT ESPN

SATURDAY, OCTOBER 14

UCLA at Arizona
Washington at Arizona State
Utah at USC
Colorado at Oregon State
Oregon at Stanford

SATURDAY, OCTOBER 21

Arizona at California
Arizona State at Utah
USC at Notre Dame 7:30 p.m. ET NBC
Oregon at UCLA
Colorado at Washington State

THURSDAY, OCTOBER 26

Stanford at Oregon State 6 p.m. PT ESPN

SATURDAY, OCTOBER 28

Washington State at Arizona
USC at Arizona State
UCLA at Washington
California at Colorado
Utah at Oregon

FRIDAY, NOVEMBER 3

UCLA at Utah 7:30 p.m. MT FS1/FOX D

SATURDAY, NOVEMBER 4

Arizona at USC
Colorado at Arizona State
Oregon at Washington
Oregon State at California
Stanford at Washington State

FRIDAY, NOVEMBER 10

Washington at Stanford 7:30 p.m. PT FS1/FOX D

SATURDAY, NOVEMBER 11

Oregon State at Arizona
Arizona State at UCLA
USC at Colorado
Washington State at Utah

SATURDAY, NOVEMBER 18

Arizona at Oregon
Arizona State at Oregon State
UCLA at USC
Utah at Washington
California at Stanford

FRIDAY, NOVEMBER 24

California at UCLA 7:30 p.m. PT FS1/FOX Deportes

SATURDAY, NOVEMBER 25

Arizona at Arizona State
Colorado at Utah
Oregon State at Oregon TBD ESPN or ABC
Washington State at Washington
Notre Dame at Stanford
Stanford at Washington State

FRIDAY, DECEMBER 1

Pac-12 Championship Game (3) TBD ESPN or ABC

(1) Allianz Stadium, Sydney, Australia (game is Aug. 27 local)
(2) Sports Authority Field at Mile High, Denver, Colo.
(3) Levi's Stadium, Santa Clara, Calif.

UTAH'S FUTURE SCHEDULES

2018

Non-Conference

Aug. 30 (Thu) Weber State (H)
Sept. 8 Northern Illinois (A)
Nov. 24 Brigham Young (H)

Pac-12 Home

Arizona
Oregon
USC
Washington

Pac-12 Away

Arizona State
Colorado
Stanford
UCLA
Washington St.

2019

Non-Conference

Aug. 29, 30 or 31 Brigham Young (A)
Sept. 7 Northern Illinois (H)
Sept. 14 Idaho State (H)

2020

Non-Conference

Sept. 3, 4 or 5 Brigham Young (H)
Sept. 19 Wyoming (A)

2021

Non-Conference

Sept. 2 (Thu) Weber State (H)
Sept. 11 Brigham Young (A)
Sept. 18 San Diego State (A)

2022

Non-Conference

Sept. 3 Brigham Young (H)
Sept. 10 Southern Utah (H)
Sept. 17 San Diego State (H)

2023

Non-Conference

Sept. 16 Baylor (A)

2024

Non-Conference

Aug. 29 (Thu) Southern Utah (H)
Sept. 14 Baylor (H)

2025

Non-Conference

Sept. 6 Wyoming (H)

2017-18 BOWL GAMES

PAC-12 BOWL ARRANGEMENTS

The Pac-12 Conference has agreements with seven bowl partners for the 2017 season. The lineup is led by the Rose Bowl presented by Northwestern Mutual on New Year's Day, which is the primary destination for the Pac-12 champion. However, in years when the Pac-12 champion is ranked in the top four of the College Football Playoff rankings and/or the Rose Bowl hosts one of the two national semifinal games, the Pac-12's top team could be sent elsewhere. A second Pac-12 team could also be selected for the College Football Playoff.

This year, the College Football Playoff semifinals will be hosted by the Rose Bowl presented by Northwestern Mutual and the Allstate Sugar Bowl on New Year's Day. The College Football Playoff Championship Game takes place in Atlanta, Ga, on Jan. 8.

In addition to the Rose Bowl presented by Northwestern Mutual, Pac-12 bowl partners include the Valero Alamo Bowl in San Antonio (No. 2 pick), the San Diego County Credit Union Holiday Bowl in San Diego (No. 3 pick), the Foster Farms Bowl in Santa Clara (No. 4 pick), the Hyundai Sun Bowl in El Paso (No. 5 pick), the Las Vegas Bowl (No. 6 pick), and the Cactus Bowl in Phoenix (No. 7 pick).




2017-18 COLLEGE BOWL SCHEDULE

Date	Time (ET)	Bowl	Site	Matchup	TV
Sat., Dec. 16	12 p.m.	Air Force Reserve Celebration	Atlanta, Ga.	MEAC vs. SWAC	ABC
Sat., Dec. 16	1 p.m.	R+L Carriers New Orleans	New Orleans, La.	C-USA vs. Sun Belt	ESPN
Sat., Dec. 16	2:30 p.m.	Autonation Cure Bowl	Orlando, Fla.	American vs. Sun Belt	CBSSN
Sat., Dec. 16	3:30 p.m.	Las Vegas	Las Vegas, Nev.	MW or BYU vs. Pac-12	ABC
Sat., Dec. 16	4:30 p.m.	Gildan New Mexico	Albuquerque, N.M.	C-USA vs. MW	ESPN
Sat., Dec. 16	8 p.m.	Raycom Media Camellia	Montgomery, Ala.	MAC vs. Sun Belt	ESPN
Tue., Dec. 19	7 p.m.	Boca Raton	Boca Raton, Fla.	MAC vs. American	ESPN
Wed., Dec. 20	8 p.m.	Frisco	Frisco, Texas	American vs. At-Large	ESPN
Thu., Dec. 21	8 p.m.	St. Petersburg	St. Petersburg, Fla.	American vs. C-USA	ESPN
Fri., Dec. 22	12:30 p.m.	Bahamas	Nassau, Bahamas	C-USA vs. MAC	ESPN
Fri., Dec. 22	4 p.m.	Famous Idaho Potato	Boise, Idaho	MAC vs. MW	ESPN
Sat., Dec. 23	12 p.m.	Birmingham	Birmingham, Ala.	SEC vs. American	ESPN
Sat., Dec. 23	3:30 p.m.	Lockheed Martin Armed Forces	Ft. Worth, Texas	Big Ten vs. MW	ESPN
Sat., Dec. 23	7 p.m.	Dollar General	Mobile, Ala.	MAC vs. Sun Belt	ESPN
Sun., Dec. 24	8:30 p.m.	Hawai'i	Honolulu, Hawaii	American vs. MW or BYU	ESPN
Tue., Dec. 26	1:30 p.m.	Zaxby's Heart of Dallas	Dallas, Texas	Big 12 vs. C-USA	ESPN
Tue., Dec. 26	5:15 p.m.	Quick Lane	Detroit, Mich.	ACC/Notre Dame vs. Big Ten	ESPN
Tue., Dec. 26	9 p.m.	Cactus	Phoenix, Ariz.	Big 12 vs. Pac-12	ESPN
Wed., Dec. 27	1:30 p.m.	Independence	Shreveport, La.	ACC/Notre Dame vs. SEC	ESPN
Wed., Dec. 27	5:15 p.m.	New Era Pinstripe	Bronx, N.Y.	ACC/Notre Dame vs. Big Ten	ESPN
Wed., Dec. 27	8:30 p.m.	Foster Farms	Santa Clara, Calif.	Big Ten vs. Pac-12	FOX
Wed., Dec. 27	9 p.m.	Texas	Houston, Texas	Big 12 vs. SEC	ESPN
Thu., Dec. 28	1:30 p.m.	Military presented by Northrop Grumman	Annapolis, Md.	ACC/Notre Dame vs. American	ESPN
Thu., Dec. 28	5:15 p.m.	Camping World	Orlando, Fla.	ACC vs. Big 12	ESPN
Thu., Dec. 28	9 p.m.	San Diego County Credit Union Holiday	San Diego, Calif.	Big Ten vs. Pac-12	FS1
Thu., Dec. 28	9 p.m.	Valero Alamo	San Antonio, Texas	Big 12 vs. Pac-12	ESPN
Fri., Dec. 29	1 p.m.	Belk	Charlotte, N.C.	SEC vs. ACC/Notre Dame	ESPN
Fri., Dec. 29	2 p.m.	Hyundai Sun	El Paso, Texas	ACC/Notre Dame vs. Pac-12	CBS
Fri., Dec. 29	4:30 p.m.	Franklin American Mortgage Music City	Nashville, Tenn.	SEC vs. ACC/ND or Big Ten	ESPN
Fri., Dec. 29	TBD	NOVA Home Loans Arizona	Tucson, Ariz.	Sun Belt vs. MW	CBSSN
Fri., Dec. 29	8:30 p.m.	Goodyear Cotton Bowl Classic	Arlington, Texas	At-Large vs. At-Large	ESPN
Sat., Dec. 30	12 p.m.	TaxSlayer	Jacksonville, Fla.	ACC/ND or Big Ten vs. SEC	ESPN
Sat., Dec. 30	12:30 p.m.	AutoZone Liberty	Memphis, Tenn.	Big 12 vs. SEC	ABC
Sat., Dec. 30	4 p.m.	PlayStation Fiesta	Glendale, Ariz.	At-Large vs. At-Large	ESPN
Sat., Dec. 30	8 p.m.	Capital One Orange	Miami Gardens, Fla.	ACC vs. At-Large	ESPN
Mon., Jan. 1	12 p.m.	Outback	Tampa, Fla.	Big Ten vs. SEC	ESPN2
Mon., Jan. 1	12:30 p.m.	Chick-fil-A Peach	Atlanta, Ga.	At-Large vs. At-Large	ESPN
Mon., Jan. 1	1 p.m.	Citrus	Orlando, Fla.	Big Ten vs. SEC	ABC

COLLEGE FOOTBALL PLAYOFF

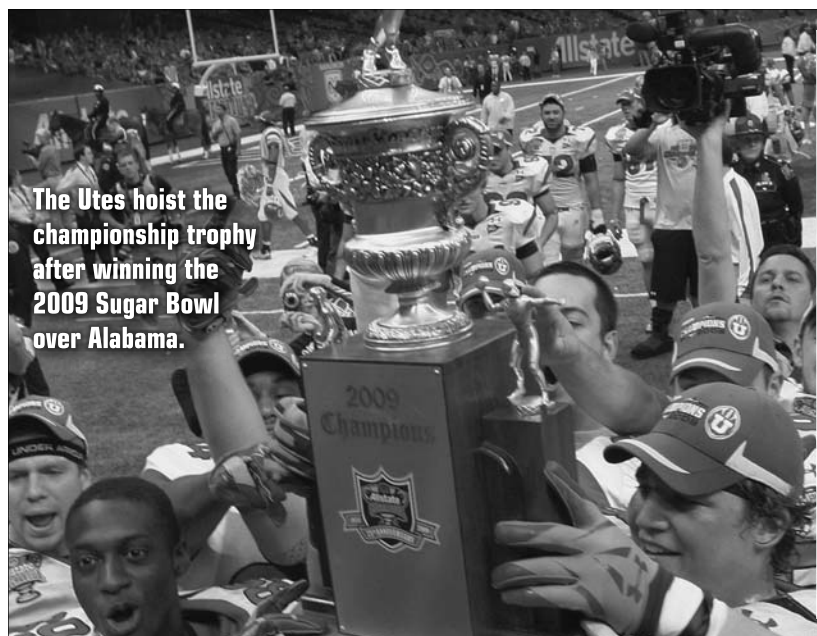
Mon., Jan. 1	5 p.m.	Rose Bowl presented by Northwestern Mutual	Pasadena, Calif.	CFP Semifinal	ESPN
Mon., Jan. 1	8:45 p.m.	Allstate Sugar	New Orleans, La.	CFP Semifinal	ESPN
Mon., Jan. 8	8 p.m.	College Football Playoff Championship	Atlanta, Ga.	Semifinal winners	ESPN



The University of Utah campus, with an enrollment of over 32,000, is nestled against the foothills of the Wasatch Mountains.

HERE'S UTAH

UTAH FOOTBALL TRADITION



The Utes hoist the championship trophy after winning the 2009 Sugar Bowl over Alabama.

UTAH FOOTBALL BOWL HISTORY (16-4)

1939	W	New Mexico	Sun
1964	W	West Virginia	Liberty
1992	L	Washington State	Copper
1993	L	USC	Freedom
1994	W	Arizona	Freedom
1996	L	Wisconsin	Copper
1999	W	Fresno State	Las Vegas
2001	W	USC	Las Vegas
2003	W	Southern Miss	Liberty
2005 ('04)	W	Pittsburgh	Fiesta
2005	W	Georgia Tech	Emerald
2006	W	Tulsa	Armed Forces
2007	W	Navy	Poinsettia
2009 ('08)	W	Alabama	Sugar
2009	W	California	Poinsettia
2010	L	Boise State	Las Vegas
2011	W	Georgia Tech	Sun
2014	W	Colorado State	Las Vegas
2015	W	BYU	Las Vegas
2016	W	Indiana	Foster Farms

INFORMATION

HERE'S UTAH

2017 OUTLOOK

PLAYER BIOS

COACHES & STAFF

SERIES HISTORY

2016 IN REVIEW

BOWL HISTORY

RECORD BOOK

A TOP 25 PROGRAM

Utah has finished in the Top 25 eight times since 2003, including the last three seasons. The Utes have also gone 11-1 in bowl games over the last 14 years.

WINNING PROGRAM

- Averaged nine wins per season since 2003 with six 10-win seasons: 10-2 in 2003, 12-0 in 2004, 13-0 in 2008, 10-3 in 2009, 10-3 in 2010 and 10-3 in 2015.
- Eight finishes in the Top 25 polls since 2003: No. 21 in 2003 (AP), No. 4 in 2004 (AP), No. 2 in 2008 (AP), No. 18 in 2009 (AP), No. 23 in 2010 (Coaches), No. 21 in 2014 (AP), No. 17 (AP) in 2015 and No. 23 (AP) in 2016.
- Utah is one of five teams that has appeared in every College Football Playoff ranking since its inception in 2014.
- Before joining the Pac-12 Conference in 2011, Utah had the most wins against BCS conference teams (21) by any school from a non-BCS conference.
- Utah won a share of its first Pac-12 Conference South Division title in 2015 and had its best league record (6-3) in five years as a Pac-12 member.
- The Utes have had a winning record in Pac-12 play in each of the past three years.

BOWL ROLL

- Twelve bowl appearances in the last 14 years with an 11-1 record. The Utes made nine consecutive bowl appearances from 2003-11.
- From 1999-2009, Utah won nine-consecutive bowl games to tie for the second-longest bowl win streak in NCAA history.
- Five of Utah's nine consecutive bowl wins were against major conference opponents coming from the SEC (Alabama), Pac-12 (USC and California), ACC (Georgia Tech) and Big East (Pittsburgh).
- 2-0 in Bowl Championship Series bowl games, defeating Pittsburgh in the 2005 Fiesta Bowl and Alabama in the 2009 Sugar Bowl.
- 16-4 all-time bowl record.

TOP COACHES

- Kyle Whittingham earned National Coach of the Year honors in 2008 from both the American Football Coaches Association (AFCA) and the Paul "Bear" Bryant Awards committee. He was a semifinalist for the Maxwell Football

Club and George Munger collegiate coach of the year awards in 2014 and 2015, respectively.

- Whittingham's 91-percent bowl winning percentage is the best of any coach in NCAA bowl history. His has a 10-1 bowl record, which exceeds the NCAA minimum of seven wins.
- Whittingham has 13 wins over ranked teams, including No. 4 Alabama (2009), No. 5 Stanford (2013) and No. 8 UCLA (2014).
- Urban Meyer was named the National Coach of the Year in 2004.

ALL-AMERICANS

- Fourteen first-team All-Americans since 2002.
- Alex Smith (QB) was a Heisman Trophy finalist and earned two National Player of the Year Awards (*Sports Illustrated* and *The Sporting News*) in 2004.
- Tom Hackett (2014 and '15) and Mitch Wishnowsky (2016) have swept the Ray Guy Award as the nation's best punter the last three years.
- Six Consensus first-team All-Americans in the last 15 years: Jordan Gross (OL) in 2002, Eric Weddle (S) in 2006, Louie Sakoda (K) in 2008, Tom Hackett (P) in 2014 and '15, and Mitch Wishnowsky (P) in 2016.

ACADEMIC ALL-STARS

- Utah has had eight Academic All-Americans since 2000. First-team honors were earned by Morgan Scalley (2003-04), Alex Smith (2004) and Louie Sakoda (2008).
- Louie Sakoda earned NCAA Top VIII citation in 2008.

THE NEXT LEVEL

- Quarterback Alex Smith was the No. 1 pick in the 2005 NFL Draft pick.
- Utah has produced four NFL first round draft picks and nine others have gone in the second round since 2000.
- 30 NFL Draft picks over the last nine years.
- School-record eight NFL Draft picks in 2017.

UTAH ATHLETICS HISTORY



Utah claimed its 13th bowl victory since 1999 by winning the 2016 Foster Farms Bowl.

The latest chapter in Ute athletics history began on July 1, 2011, when Utah officially became a member of the Pac-12 Conference. But Utah's reputation as an athletics power was established long before it joined the "Conference of Champions."

Utah had one of its best years ever in 2016-17. In the fall, football won the Foster Farms Bowl was No. 23 in the final AP poll, soccer advanced to the NCAA Sweet 16 for the first time ever, cross country qualified for NCAAs as a team for the second consecutive year, and volleyball made the NCAA Tournament field. Over the winter, skiing won its 11th NCAA Championship, gymnastics advanced to the NCAA Super Six, and men's and women's basketball made the NIT. In the spring, softball advanced to NCAA Super Regionals for the second straight year.

Football is 661-453-31 in its 123-year history. In the mid-1990s, the Utes evolved into a national force and won nine consecutive bowl games from 1999-2009, tying for the second-longest bowl winning streak on record. The original "BCS Buster," Utah was 2-0 in BCS games with wins over Alabama (2009 Sugar Bowl) and Pittsburgh (2005 Fiesta Bowl). The Utes have finished in the nation's Top 25 eight times, including a No. 2 ranking in 2008 and No. 4 in 2004. Utah has sold-out every game in Rice-Eccles Stadium since the 2010 opener.

Men's Basketball has thrived throughout its history, winning an NCAA Championship in 1944 and finishing as the runner-up in 1998. The Runnin' Utes also won national championships in 1916 (AAU) and 1947 (NIT). Utah has advanced to the NCAA Sweet 16 on 10 occasions and is one of seven programs that have reached the regional semifinals at least once every decade since the 1950s. Utah ranks among the NCAA's top 15 in all-time victories (1,779) and winning percentage (.645). Utah's 29 NCAA Tournament appearances and 38 NCAA Tournament wins also rank in the top 25.

Women's Gymnastics boasts 10 national championships and nine runner-up finishes. Utah is the only school to qualify for all 36 NCAA Gymnastics Championships and has captured the most All-America awards. The Red Rocks also claimed the school's first-ever Pac-12 title in 2014 and captured the trophy again in '15 and '17. Utah holds every gymnastics attendance record, including highest single-meet attendance (16,019 in 2015) and highest season attendance average (15,224 in 2017). Utah has led the nation in gymnastics attendance 33 times and won its seventh all-women's sports attendance title in 2016-17.

Women's Basketball has averaged over 20 wins a season since its start back in 1974-75 and ranks 18th in the NCAA in all-time winning percentage (.684). The Ute women have received 17 NCAA Tournament invites since 1982, advancing to the Sweet 16 twice and the Elite Eight once. They have won 22 conference championships.

The **Men's and Women's Ski Team** has captured 11 NCAA Championships and 12 national titles all time, including the 2017 NCAA crown. **Volleyball** has participated in 13 of the last 19 NCAA Tournaments with two Sweet 16 finishes. **Softball** has qualified for the postseason 21 times (16 NCAA Regionals, 2 Super Regionals) and has five College World Series appearances (four NCAA). **Women's Soccer** has played in the NCAA Tournament seven times since 2002. **Baseball** has advanced to NCAA Regionals twice since 2009 and won the 2016 Pac-12 championship, the school's first for a men's sport since joining the league.

Other Ute athletic highlights include: **Men's Tennis** (24 conference championships), **Women's Tennis** (three-consecutive NCAA appearances from 2010-12), **Men's Swimming and Diving** (24 conference championships, No. 22 NCAA finish in 2015), **Women's Swimming and Diving** (2006 MWC champion) and **Women's Cross Country** (2015 and '16 NCAA Championships) 1981 AIAW Division II National Champion).

SUCCESS IN THE CONFERENCE OF CHAMPIONS

Utah's football, men's basketball, gymnastics, skiing, softball, soccer, volleyball, cross country, baseball, women's tennis, and men's swimming & diving programs have all finished among the best in the nation since moving to the Pac-12 Conference.

SALT LAKE CITY



Adam Barker

Home to the University of Utah and the state's capital city, Salt Lake City blends the amenities of a major metropolitan area with beautiful natural surroundings.

Featuring the majestic 11,000-foot peaks of the Wasatch Mountains to the east, and the Great Salt Lake and Oquirrh Mountains to the west, Salt Lake City is surrounded by majestic views in all directions. Its metro area population of 1.1 million ranks in the top 50 in the United States.

LIVING IN SALT LAKE

Named one of America's friendliest cities by *Travel+Leisure* magazine, Salt Lake is the largest city in the state with 192,672 residents. Salt Lake City ranked No. 5 on *Forbes'* annual list of "America's Fastest-Growing Cities" in 2016. The population along the Wasatch Front, which includes Ogden and Provo, has swelled to more than 2.4 million.

Its literacy rate, percentage of high school graduates, and percentage of college-educated citizens ranks among the best in the nation. Salt Lake has a moderate four-season climate, averaging 237 days of sunshine per year and 15% humidity.

With projects ranging from the renovation of historic buildings to the construction of new office towers, condominiums and apartments, a growing number of people not only work but live in the downtown area, and one in six residents is now in their 20s. Citing professional opportunities and quality of life, WalletHub named Salt Lake City the No. 1 place to start a career in May 2016.

ENTERTAINMENT

Salt Lake City was rated by Livability.com as the "No. 5 Best Downtown in America" in March 2015. It features a wide range of dining options, live music, two large modern malls, a diverse array of specialty stores, art galleries, professional symphony, opera, theater, dance, and cultural and ethnic festivals.

The city played host to the 2002 Winter Olympics. The opening and closing ceremonies and the athletes' village were located on the University of Utah campus. Salt Lake City annually joins forces with nearby resort town Park City to host the Sundance Film Festival.

Professional sports franchises in Salt Lake City include the Utah Jazz of the NBA and Real Salt Lake of Major League Soccer. Other franchises are the Salt Lake Bees (AAA baseball), the Utah Grizzlies (hockey) and the Salt Lake Monarchs (USL soccer).

OUTDOOR RECREATION

Some of the best skiing, fly fishing, hiking, mountain biking, rock climbing and river running found anywhere in the world is easily accessible. Eleven major ski resorts are within an hour drive from "Ski City." Three of those resorts were listed among the "Top 10 in the U.S." by *Forbes* in November 2016, including No. 2 Snowbird, No. 3 Alta and No. 9 Park City Mountain Resort. Ten national parks are within a day's drive.

With so many recreational opportunities so readily available, Salt Lake was recognized as the eighth fittest city in America by the Huffington Post and first for life expectancy by Livability.com in 2016.

BUSINESS

Forbes named Utah the "Best State for Business and Careers" for the third consecutive year in December 2016 and recognized Salt Lake City as one of the major industrial banking, healthcare and transportation centers in the U.S. Several publications have taken note of Salt Lake's high number of "creative class" workers—including artists, scientists, engineers, and others in technology fields—with the "Silicon Slopes" growing exponentially on the south end of the metro area. In 2016, *AdWeek* proclaimed that Utah is poised to become America's next tech and creative hub. *Bloomberg Business* has rated Salt Lake City's job market among the top 10 in America in recent years.


TRANSPORTATION

Salt Lake International Airport, a Delta Airlines hub, is located just 20 minutes from campus and is undergoing a \$2.6 billion phased redevelopment. It offers direct flights to 84 U.S. destinations and 11 international cities and handled 23 million passengers in 2016. TRAX light rail provides access to downtown Salt Lake, the University of Utah, the airport and many of the suburbs.

BEST CITY

The hub for Forbes' best state for business and careers, one of America's most livable downtowns, and the gateway to some of the best outdoor recreation anywhere, Salt Lake City has something for everyone.

THE UNIVERSITY OF UTAH



Founded in 1850, the University of Utah prepares students to live and compete in the global workplace. The U. encompasses 1,500 acres in the foothills of the Wasatch Mountain range. Utah became a member of the Pac-12 Conference on July 1, 2011.

With an enrollment of over 32,000, the U. offers 100 undergraduate and more than 90 graduate level fields of study. It has earned a top-tier grading from the Academic Ranking of World Universities for 13 consecutive years, and offers nationally-ranked programs in law, pharmacy, mathematics, business, biomedical engineering, family medicine, life sciences, fines arts, education, architecture, entertainment arts and engineering. The U. was rated No. 41 in the U.S. by the Center for World University Rankings and No. 21 among “best value education programs” by Value Colleges in 2016.

RESEARCH

The University of Utah was rated No. 1 for commercializing technology innovations according to the Milken Institute’s 2017 ratings, generating \$211.8 million in licensing income and recording 69 startups from 2012-15, and attracting \$417.2 million in research spending in 2015.

Geneticist Mario R. Capecchi received the 2007 Nobel Prize in Physiology or Medicine for his work on gene targeting. Çağan Şekercioğlu, assistant professor of biology, won the Scientific and Technical Research Council of Turkey’s highest prize for 2014. Peter J. Stang, distinguished professor of chemistry, received the 2013 Priestley Medal and 2011 National Medal of Science for his pioneering work in supramolecular chemistry.

TECHNOLOGY AND COMPUTER SCIENCES

The U.’s entertainment arts and engineering program was rated second in the nation according to Animation Career Review in early 2017 and has earned a top three rating seven years running. The University’s School of Computing, which earned a top 60 world ranking in 2016, was founded in 1965 and began a pioneering legacy in computer graphics and visualization that continues today.

The internationally-recognized Scientific Computing & Imaging Institute is a leader in creating new scientific computing techniques, tools and systems to help solve wide-

ranging challenges of human life. The College of Engineering’s undergraduate program was ranked 56th and the graduate school 51st according to *U.S. News & World Report* in 2016.

MEDICINE

University of Utah Hospitals and Clinics, a Level I trauma center, was ranked No. 1 in the nation in quality, safety and accountability in 2016. It marked the seventh-straight year that UUHC ranked among the nation’s top 10 academic medical centers. *U.S. News and World Report* recognized the school of medicine’s primary care program (34th), pharmacy program (17th), physical therapy program (20), and the school of nursing’s doctorate (22nd) and master’s (31st) programs.

The U.’s surgeons were the first in the world to conduct a permanent artificial heart implant in 1982. More recently, the Utah Genome Project is one of several innovative medical research programs at the U. Other notable programs include the nationally-recognized Huntsman Cancer Institute, the Clinical Neurosciences Center and the Moran Eye Center.

BUSINESS SCHOOL

The David Eccles School of Business’ undergraduate program has been rated among the top 50 by *U.S. News & World Report* in the past four years. In the magazine’s most recent rankings, the executive MBA program was ranked 21st in the nation while the full-time MBA program jumped 22 spots to No. 57. The school also has been placed in the top 25 for entrepreneurship six straight years by the *Princeton Review*. The U.’s graduate accounting program was rated top 35 in the nation in 2016.

LAW SCHOOL

The S.J. Quinney College of Law, which opened a new building in the fall of 2015, was ranked 45th among ABA-approved U.S. law schools in 2016.

CAMPUS LIFE

A lively residential living experience is provided in the beautiful Heritage Commons, which served as the Athletes Village for the 2002 Winter Olympics. The Donna Garff Marriott Honors Residential Scholars Community, the George S. Eccles Student Life Center, and the Lassonde Studios for housing student entrepreneurs have all opened in the last five years.

A TOP 100 UNIVERSITY

Among Utah’s nationally-ranked programs are law, pharmacy, mathematics, business, biomedical engineering, family medicine, entertainment arts and engineering.

UTAH TRADITIONS



The University of Utah officially adopted the nickname “Utes” for its athletic teams in 1972. The school uses the nickname with permission of the Ute Tribal Council.

“What is a Ute?” The Utes are an Indian tribe that originally settled Utah. Two of the more common definitions of Ute are “top of the mountains” and “people of the mountains.” Other references have Ute defined as “land of the sun.” The Utes refer to themselves as “Noochew,” meaning “the People.”

There are four Ute tribes: The Northern and White Mesa Tribes are based in Utah, while the Southern and Ute Mountain Tribes are in Colorado. The Northern Utes are most closely affiliated with the University of Utah and have a tribal membership of around 3,000. Many of them live on the Uintah and Ouray reservation. The Utes operate their own tribal government, oversee approximately 1.3 million acres of trust land and operate several businesses.

“The Pride of Utah” Marching Utes began in the 1940s as a military band. In the turbulent ‘60s, support for the band dwindled, and in 1969, the Associated Students for the University of Utah (ASUU) discontinued its funding. The band was revived in 1976, and since then, the “Pride of Utah” Marching Utes have performed at all home football games, as well as numerous NFL and college bowl games.

To the victor goes the **Beehive Boot**. The authentic pioneer boot has been awarded annually since 1971 to the Utah school with the best record against instate foes. The schools that compete for the boot are Utah, Brigham Young and Utah State. In its 45-year history, the Beehive Boot has been awarded to Utah 15 times (1978, ‘88, ‘93, ‘94, ‘95, ‘99, 2002, ‘03, ‘04, ‘05, ‘08, ‘11, ‘13, ‘15 and ‘16), BYU 22 times and Utah State nine times.

The **Block U** (elevation 5,300 feet above sea level) was built on Mount Van Cott bordering the Utah campus in 1907. Lights on the 100-foot-tall landmark are illuminated primarily for athletic events and to notify people in the Salt Lake valley that the Utes are playing at home (the lights flash after a Utah victory).

Originally built with limestone, the Block U was later replaced by a cement version. In 1969, the design was modified and 124 lights were installed. A fund-raising campaign in 2006 raised \$400,000 to renovate the aging landmark. Slabs of concrete and steel rebar now reinforce the 5,000-square feet of surface area. Another major improvement was the installation of light emitting diode (LED) red and white lights, which are controlled through a wireless system.



SWOOP

Utah introduced its mascot (below) in 1996. “Swoop” represents a red-tailed hawk, a bird indigenous to the state of Utah.



MEET US IN THE MUSS



The MUSS, one of the most avid and vocal student fan clubs in the nation, is nearly 6,000 strong at Ute home football games. The name MUSS was originally derived from the school fight song lyrics (... No rival band of college fans dare meet us in the muss). Members now refer to MUSS as an acronym for “Mighty Utah Student Section.”

The MUSS turns 16 years old this season. Originally known as the Student Fan Club and the Utah Fan Club, the group adopted the name MUSS for the 2002 football season.

MUSS members are easily identified by their customized tee-shirts and their policy of standing throughout the entire game. They have a number of other traditions during football games, including the Third Down Jump, in which members jump around and make noise every time the opposing team prepares for a third down play. Other rituals include the U of U Chop, which occurs every time the band plays a specific percussion song and involves MUSS members forming a U with their hands and “chopping” to the beat of the music, and the First Down Chant (members raise their hands in unison, yelling “first down,” and mimic the referees by pointing their arm in the direction of the first down).

The line of “fives” hanging in front of the MUSS section refers to the False Start Tally. Whenever the opposing team is charged with a false start, the MUSS hangs a numeral five in front of its section indicating a five-yard penalty.

Every time the Utes score, the band plays the school fight song, signaling the MUSS to sing along to the words of the Utah Fight Song. After every game, Ute team members congregate in front of the MUSS section and join in the singing of the Utah Fight Song.

Watch for the MUSS to regularly “Throw up a U,” a tradition that began at the Utah women’s gymnastics meets in 2001 and soon caught on with all the Ute teams and fans. It involves forming the U mentioned in the U of U Chop and raising it toward the sky.

The MUSS currently sponsors fan clubs for the Utah football, men’s basketball, volleyball and gymnastics teams. The football team began sporting a MUSS decal on the back of its helmets in 2004.

UTAH FIGHT SONG

VERSE

I am a Utah man or/fan, sir, and I live across the green. Our gang, it is the jolliest that you have ever seen. Our students are the finest and each one’s a shining star. Our yell, you hear it ringing through the mountains near and far.

CHORUS

Who am I, sir? A Utah Man or/Fan am I. A Utah Man or/Fan, sir, and will be ‘til I die; Ki-yi!

VERSE

We’re up to snuff; we never bluff, we’re game for any fuss. No rival band of college fans dare meet us in the muss. So fill your lungs and sing it out and shout it to the sky, we’ll fight for dear old Crimson, for a Utah Man or/Fan am I.

CHORUS (same)

VERSE

And when we prom the avenue, all lined up in a row, and arm in arm and step in time as down the street we go. No matter if a freshman green or in a senior’s gown, the people all admit we are the warmest gang in town.

CHORUS (same)

VERSE

We may not live forever on this jolly good old sphere, but while we do we’ll live a life of merriment and cheer. And when our college days are o’er and night is drawing nigh, with parting breath we’ll sing that song: “A Utah Man or/Fan Am I.” Go Utes!

WHO'S WHO AT THE U.



The University of Utah boasts many distinguished alumni, among them professional athletes, inventors, actors, politicians, educators, entrepreneurs, authors, university and church presidents and scientists. The names that follow (alphabetically) belong to some of the most recognizable public figures to attend the U.

- Jamal Anderson, 1999 NFL Pro Bowl, led NFC in rushing
- Mike Anderson, 2001 NFL Offensive Rookie of the Year
- Rocky Anderson, former mayor of Salt Lake City
- Alan Ashton, co-founder of WordPerfect Corp.
- Zane Beadles, 2014 Super Bowl starter, 2012 Pro Bowl
- Terrel H. Bell, former U.S. Secretary of Education
- Bob Bennett, former U.S. Senator
- Andrew Bogut, 2015 NBA champion with Golden State, No. 1 draft pick in 2005
- Nolan Bushnell, co-founder of Atari and inventor of Pong
- Orson Scott Card, award-winning science fiction author
- Ron Carlson, award-winning fiction author
- Ed Catmull, co-founder and president of Pixar, Disney Animation
- Jim Clark, co-founder of Silicon Graphics, Netscape, WebMD
- Stephen Covey, authored *The 7 Habits of Highly Effective People*
- C.J. Cron, Los Angeles Angels 1B/DH, 2011 MLB first round draft pick
- Keene Curtis, Tony Award winning actor
- Andre Dyson, 2006 Super Bowl starter
- Kevin Dyson, "Music City Miracle" put Titans in 1999 Super Bowl
- Spence Eccles, prominent financier and philanthropist
- Larry EchoHawk, former head of the Bureau of Indian Affairs
- LaVell Edwards (MS), former BYU football coach
- Luther Elliss, two-time NFL Pro Bowler
- Lily Eskelsen, vice president of the National Education Association
- David Evans, groundbreaking computer scientist
- Richard Paul Evans, authored best seller *The Christmas Box*
- Arnie Ferrin, NBA, former Utah athletics director
- Mark Fuller, president and CEO of WET Design
- Jake Garn, former U.S. Senator
- E. Gordon Gee, former president of Ohio State University
- Larry Gluth, vice president with Habitat for Humanity
- Bill Gore, inventor of Gore-Tex fabric
- Henri Gouraud, computer scientist invented Gouraud shading
- Jordan Gross, 2004 Super Bowl starter and two-time Pro Bowl starter
- Lee Grosscup, popularized "shovel pass," former ABC football analyst
- Ann Weaver Hart, 21st president of University of Arizona
- Gordon B. Hinckley, 15th president of the Mormon Church
- Jon. M. Huntsman Jr., former U.S. Ambassador to China, former governor of Utah
- Mickey Ibarra, former White House director of intergovernmental affairs
- Robert Jarvik, MD, inventor of the Jarvik-7 artificial heart
- Alan C. Kay, innovator of overlapping windows concept for PCs
- Frederick Kempe, president and CEO of the Atlantic Council
- Kay Atkinson King, a director for the U.S. House of Representatives
- Blaine Lindgren, Olympic silver medalist in track
- Missy Marlowe, Olympic gymnast, NCAA champion
- J. Willard Marriott, founder of Marriott International Inc.
- Mike McCoy, former head coach of NFL's San Diego Chargers
- Bob McDonald, former chair, president and CEO of Proctor & Gamble
- David O. McKay, ninth president of the Mormon Church
- Andre Miller, ranks in the NBA's top 10 in career assists
- Wat Misaka, only Japanese-American to play in the NBA
- Leilani Mitchell, seven-year WNBA starting point guard
- Charles K. Monfort, owner/general partner of the Colorado Rockies
- Thomas S. Monson, 16th president of the Mormon Church
- John Naisbett, author of the bestseller *Megatrends*
- David Neeleman, founder and former CEO of JetBlue Airways
- John C. Nelson, MD, advisor to the National Institutes of Health
- Martin Newell, computer scientist invented the Utah teapot
- John Nogawski, former president and COO for CBS TV distribution
- Raymond Noorda, former president, CEO and chair of Novell Inc.
- Jody Olsen, former deputy director of the Peace Corps
- Martha Raddatz, chief foreign correspondent for ABC News
- Simon Ramo, scientist developed the intercontinental ballistic missile
- Calvin Rampton, Utah's only three-term governor
- Holly Rowe, ESPN sideline reporter and play-by-play
- John W. Ryan, former president of Indiana University
- Cecil O. Samuelson, 12th president of Brigham Young University
- John Schulian, award-winning writer for *Sports Illustrated*, *Chicago Sun Times*
- George Seifert, former NFL coach won two Super Bowls
- Rocco Siciliano, special assistant to President Eisenhower
- Alex Smith, No. 1 NFL draft pick in 2005, 2014 Pro Bowl
- Steve Smith, five time All-Pro ranks in NFL's top 10 in career receiving yards
- Wallace Stegner, Pulitzer Prize winning author
- Jane Summerhays, Tony Award-nominated actress
- Laurel Thatcher, Pulitzer Prize-winning historian
- Keith Van Horn, No. 2 NBA draft pick averaged 16 pts in 10-year career
- Olene Walker, first woman governor of Utah
- John Warnock, co-founder of Adobe Systems Inc.
- Eric Weddle, five-time NFL All-Pro safety
- Brad Wilkins, architect of the world's tallest building, the Burj Khalifa of Dubai
- Terry Tempest Williams, author and environmentalist
- Larry Wilson, NFL Pro Football Hall of Fame
- Evelyn Wood, speed reading innovator

ACADEMIC SUCCESS



Utah football players work with learning specialists on a daily basis.

ACADEMIC ALL-AMERICANS

- 1964 Mel Carpenter
- 1970 Scott Robbins
- 1971 Scott Robbins*
- 1973 Steve Odom*
- 1974 Chuck Cole
- 1976 Dick Graham*
- 1984 Andre Guardi
- 1985 Andre Guardi
- 1996 Chad Folk
- 2000 Kimball Christianson
- 2002 Brooks Bahr
- 2003 Morgan Scalley*
- 2004 Morgan Scalley*
- 2004 Alex Smith*
- 2005 Spencer Toone
- 2008 Louie Sakoda*
- 2009 Zane Beadles
- 2016 Hunter Dimick

*First-team

2016 ACADEMIC ALL-PAC-12

FIRST TEAM

Hunter Dimick	Sr.	DL	3.33	Communication
Marcus Williams	Jr.	DB	3.60	Sociology
Andy Phillips	Sr.	K	3.83	Information Systems (master's)

SECOND TEAM

Chase Dominguez	Sr.	SN	3.70	Communication
Ken Hampel	Sr.	TE	3.45	Consumer & Community Studies
Nick Nowakowski	Sr.	OL	3.34	Electric & Computer Engineering

HONORABLE MENTION

Tyson Cisrow, DB	Boobie Hobbs, DB
Christian Drews, LB	Casey Hughes, DB
Mackay Dunn, DB	Darrin Paulo, OL
Evan Eggiman, LB	Sharrieff Shah Jr., LB
Jordan Fogal, DB	Alex Whittingham, LB
Hayes Hicken, K	

“Athletics opened the door for me to receive an education that otherwise would not have been accessible to me. To earn a degree and play football for the University of Utah has been an experience that brought countless memories and lessons learned. None of this would have been possible without the support of my Utah family.”

Hunter Dimick
2016 Academic All-American, NFL Free Agent Signee with Jacksonville



Utah's student-athletes have access to an expansive computer lab and group study areas in the Burbidge Family Athletics Academic Center.

RICE-ECCLES STADIUM

SEASON ATTENDANCE AVERAGES

1.	46,533	2015
2.	46,506	2016
3.	46,436	2014
4.	45,585	2008
5.	45,459	2010
6.	45,347	2012
7.	45,194	2013
8.	45,155	2009
9.	45,149	2011
10.	44,112	2004



INFORMATION

HERE'S UTAH

2017 OUTLOOK

PLAYER BIOS

COACHES & STAFF

SERIES HISTORY

2016 IN REVIEW

BOWL HISTORY

RECORD BOOK

RICE-ECCLES STADIUM TOP CROWDS

1.	47,825	2015	Michigan
2.	47,801	2016	Washington
3.	47,798	2015	California
4.	47,619	2014	USC
5.	47,528	2014	Oregon
6.	46,915	2016	BYU
7.	46,768	2003	California
8.	46,522	2010	TCU
9.	46,488	2008	Brigham Young
10.	46,327	2016	Oregon
11.	46,230	2015	UCLA
12.	46,192	2015	Arizona State
13.	46,133	2016	USC
14.	46,037	2012	USC
15.	46,011	2015	Utah State

RICE-ECCLES FACTS

First Game: Sept. 12, 1998
 Seating Capacity: 45,807
 Largest Crowd: 47,825
 Chair Seats: 15,015
 Suites: 25
 Surface: FieldTurf

With its striking design, stunning mountain backdrop and panoramic views of downtown Salt Lake City and the Great Salt Lake, Rice-Eccles Stadium is recognized as one of the most beautiful college stadiums in the country. While the exterior scenery is captivating, the charged atmosphere inside Rice-Eccles Stadium makes it one of the 25 “toughest stadiums in the country” for opposing teams according to Bleacher Report.

Entering the 2017 season, Utah has played to 44-straight sellouts (41 which exceeded the seating capacity) in Rice-Eccles Stadium extending back to the 2010 opener against Pittsburgh. In its first 19 years, there have been 62 total standing-room-only crowds.

The venue’s seating capacity was increased from 45,017 to 45,807 in 2014, and as a result, the top three season attendance averages and 11 of the top 15 single-game crowds in Rice-Eccles Stadium history were recorded in the last three years. The Utes averaged a school-record 46,533 fans per game in 2015, when they also recorded their best single-game attendance mark (47,825 vs. Michigan). Dating back to its 13-0 Sugar Bowl campaign of 2008, Utah’s average attendance has exceeded the stadium’s capacity for nine consecutive years.

Opened in 1998 on the grounds of the old Ute (1927-71) and Rice (1972-97) stadiums, Rice-Eccles Stadium has seen several upgrades in ensuing years. The latest is a state-of-the-art 122 x 64-foot video scoreboard that rises 137 feet above

ground and was completed in the summer of 2016. One of the largest college football video boards in the country, it features a high definition display with a 16:9 aspect ratio. The enhanced software to run the board will deliver some of the best special effects in the sports industry and will synchronize with the LED boards in the north endzone. Another improvement in 2016 was a distributed sound system that enhances the sound quality in every section of Rice-Eccles Stadium while also reducing noise to the surrounding community.

Rice-Eccles Stadium has also hosted a number of other major sporting events, the most prominent being the Opening and Closing Ceremonies of the 2002 Salt Lake Olympic Winter Games.

The initial groundwork for Rice-Eccles Stadium began in 1996, when Utah Director of Athletics Chris Hill initiated a fundraising campaign to replace aging 32,500-seat Rice Stadium. A lead gift of \$10 million soon came in from the George S. and Dolores Dore Eccles Foundation, steered by former Ute All-America skier Spence Eccles.

The total construction costs ran \$50 million, of which \$20 million came from private gifts, \$10 million from athletics department bonding, \$12 million from the University of Utah and \$8 million from the 2002 Salt Lake Olympic Committee.

Preliminary construction work began in the summer of 1997. Two days after the final home game that fall, wrecking crews moved in and demolished Rice Stadium. Only the south end zone bleachers and the Rice

RICE-ECCLES STADIUM



A Rice-Eccles Stadium record crowd of 47,825 was on hand for Michigan's visit in 2015.

name (Robert L. Rice contributed \$1 million in the 1972 renovation) would carry over to the new venue. Rising from the rubble less than 10 months later was Rice-Eccles Stadium, an imposing concrete, steel and glass edifice that dominates the Salt Lake skyline.

Visible for miles is the stadium box, located 14 stories above ground and encased in a 400-square-foot expanse of tempered glass. The box is supported by twin towers containing four high-speed elevators. Occupants of the stadium box are treated to sweeping views of the Wasatch Mountains to the east and downtown Salt Lake City, the Great Salt Lake and the Oquirrh Mountains to the west.

The Cleone and Spence Eccles Scholarship Box on Level 4 seats 450 and has indoor-outdoor seating, along with eight suites. The Mezzanine on Level 5 provides another 17 suites.

Level 6 contains the John Mooney Working Press Area, named in honor of the late Ute football writer and Salt Lake Tribune sports editor, and booths for television and radio (among them the Bill Marcroft Radio Booth, named for the former longtime "Voice of the Utes"). The press, TV and radio sections open into the Varsity Reception area, which seats 400 for dining.

The 2016 stadium upgrades were not the first time the scoreboards have been replaced since Rice-Eccles opened its gates. In 2003, the late Larry H. and Gail Miller donated \$1.6 million for the venue's first video scoreboard. In 2007, Utah Sports Properties financed an LED board stretching across the top of the north end zone stands, and two LED

scoreboards were added to the north corners in 2014. In 2012, an LED board was placed at the bottom of the south end zone stands.

The stadium floor has also changed with the times. A FieldTurf surface with CoolPlay cork infill was installed in September 2015, marking the third version of FieldTurf laid down in Rice-Eccles since 2002. Previous surfaces (dating back to Ute Field) were natural grass from 1927-71 and again in 2000-01,

AstroTurf from 1972-95 and SportGrass from 1995-99.

The south end zone bleachers, built in 1982, house the locker rooms, the Gary L. Crocker Stadium Club suite and a band room. The plaza behind the south end zone was dedicated on Aug. 21, 2003 as the 2002 Salt Lake Olympic Winter Games Cauldron Park. The Utah Athletics main ticket office is located on the southwest corner of the plaza.



Fans at Rice-Eccles Stadium were treated to a new 7,800-square foot high definition video board and distributed sound system that were installed prior to the 2016 season. The \$13.5 million project was funded by the U. Athletics Department and Auxiliary Services.

SPENCE & CLEONE ECCLES FOOTBALL CENTER



The Utes call home one of the premier training centers in college football. The Spence and Cleone Eccles Football Center, a 150,000-square foot, \$32 million state-of-the-art facility, was officially dedicated on Aug. 15, 2013.

The Spencer F. and Cleone P. Eccles Family Foundation supplied the lead gift for the facility, with additional major grants from the George S. and Dolores Doré Eccles Foundation and the Sorenson Legacy Foundation.

The Eccles Football Center is equally beautiful as it is functional. The three-story structure features two courtyards and large sweeping glass windows, which provide picturesque views of the Wasatch Mountains to the south and east, and downtown Salt Lake City and the Oquirrh Mountains to the west.

The facility includes a 6,500-square foot locker room. Each of the program's 125 players is allocated a custom-crafted locker with roomy and ventilated space, and secure storage for personal belongings. Charging stations for portable electronic devices are also included.

A spacious 3,600-square foot players' lounge, featuring numerous large flat screen HD televisions, billiard games, a hydration station and group study areas, spills out to a sprawling two-tiered observation deck overlooking the practice fields. Providing great views of the Salt Lake valley and Rice-Eccles Stadium, the deck has already proven to be a popular place for team get-togethers and alumni events.

The facility houses over 47,000-square feet of offices, meeting rooms and an auditorium. Each member of the coaching staff is provided with a professional and comfortable office, equipped with the latest technology for maximum efficiency.

The building also features a new and expanded 6,500-square foot Utah Football Hall of Fame.

And, the building isn't just for football; the training, rehabilitation and nutritional needs of every Utah student-athlete have been enhanced greatly by the new facility. A technologically advanced 17,000-square foot sports medicine complex, including a dedicated hydrotherapy center, allows the Utah sports medicine staff to utilize cutting edge rehabilitation and therapy techniques. The building also houses a 250-seat cafeteria, serving meals tailored to the specific diets of student-athletes.


The Eccles Football Center is attached to the 19,000-square foot Alex Smith Strength & Conditioning Center, which opened in the summer of 2009. The Spence Eccles Field House, a 74,000-square foot indoor training facility that opened in 2004, sits adjacent to the new building.

In terms of both amenities and size, the Utah football program is assured of having one of the finest training complexes in the nation well into the heart of this century.



STATE-OF-THE-ART HOME OF THE UTES

- Includes 150,000-square feet of offices, meeting rooms, player and staff locker rooms, players' lounge, auditorium and two outdoor patios.
- All Utah student-athletes utilize the building's cafeteria and technologically advanced sports medicine and rehabilitation center.
- Attached to the 19,000-square foot Alex Smith Strength & Conditioning Center. Within close proximity to the 74,000-square foot Spence Eccles Field House.



Utah returns six starters on defense, including All-Pac-12 candidates Chase Hansen (#22) and Kavika Luafatasaga (#55).

2017 OUTLOOK

PERSONNEL PICTURE

ALL-AMERICA CANDIDATES

Mitch Wishnowsky, P
Lowell Lotulelei, DT

ALL-CONFERENCE CANDIDATES

Kylie Fitts, DE
Chase Hansen, DB
Lowell Lotulelei, DT
Kavika Luafatasaga, LB
Filipo Mokofisi, DT
Salesi Uhatafe, OL
Troy Williams, QB
Mitch Wishnowsky, P

STARTERS RETURNING (12)

OFFENSE (5)

OL 74 Salesi Uhatafe (6-5, 320, Sr., 3VL)
QB 3 Troy Williams (6-2, 208, Sr., 1VL)
WR 11 Raelon Singleton (6-3, 212, Jr., 2VL)
WR 80 Siasoi Wilson+ (6-2, 193, So., 1VL)
WR 17 Demari Simpkins+ (5-10, 181, So., 1VL)

+Split starts

DEFENSE (6)

DT 45 Filipo Mokofisi (6-3, 295, Sr., 3VL)
DT 93 Lowell Lotulelei (6-2, 320, Sr., 3VL)
LB 10 Sunia Tauteoli (6-0, 227, Sr., 2VL)
LB 5 Kavika Luafatasaga+ (6-4, 235, Sr., 1VL)
LB 30 Cody Barton+ (6-2, 225, Jr., 2VL)
S 22 Chase Hansen (6-3, 220, Jr., 2VL)

+Split starts

KICKERS/PUNTERS (1)

P 33 Mitch Wishnowsky (6-2, 220, Jr., 1VL)



Troy McCormick Jr. (#4) and Julian Blackmon (#23) celebrate a Utah win with members of the MUSS.

LETTERMEN RETURNING (46)

OFFENSE (22)

Jackson Barton, OL; Tyler Bell, TE; Johnny Capra, OL; Siale Fakailoatonga, TE; Lo Falemaka, OL; Jameson Field, WR; Kyle Fulks, WR; Harrison Handley, TE; Devonta'e Henry-Cole, RB; Tyler Huntley, QB; Kyle Lanterman, OL; Troy McCormick Jr., WR; Zack Moss, RB; Darrin Paulo, OL; Marcus Sanders-Williams, RB; Armand Shyne, RB; Demari Simpkins, WR; Raelon Singleton, WR; Salesi Uhatafe, OL; Troy Williams, QB; Siasoi Wilson, WR; Kenric Young, WR.

DEFENSE (22)

Philip Afia, DB; Bradlee Anae, DE; Cody Barton, LB; Julian Blackmon, DB; Terrell Burgess, DB; Christian Drews, LB; Kylie Fitts, DE; Leki Fotu, DT; Chase Hansen, DB; Chris Hart, DE; Alani Havili-Katoa, DT; Boobie Hobbs, DB; Casey Hughes, DB; Jake Jackson, LB; Lowell Lotulelei, DT; Kavika Luafatasaga, LB; Filipo Mokofisi, DT; Caleb Repp, DE; Tyrone Smith, DB; Sunia Tauteoli, LB; Donavan Thompson, LB; Alex Whittingham, LB.

SPECIALISTS (2)

Hayes Hicken, K; Mitch Wishnowsky, P.

REDSHIRTS (22)

John Aloma, LS; Dakota Baker, WR; Bapa Falemaka, TE; Jake Grant, OL; Connor Haller, LB; Davir Hamilton, DE; Shawn Hansen, DB; Chad Hekking, TE; Nick Heninger, DE; Trevor Horlacher, LB; Nygel King, DB; Mark Kruger, DT; Drew Lisk, QB; Samson Nacua, WR; Scott Peck, OL; Hauati Pututau, DT; Riley Richmond, WR; Tucker Scott, OL; Paul Toala, OL; Pita Tonga, DT; Maxs Tupai, DE; Mason Woodward, RB.

SQUAD (NON LETTER) RETURNERS (5)

Aaron Amaama, OL; Alec Dana, WR; Keven Dixon, OL; Jordan Howard, RB; Justin Tatola, RB.

2017 SCHOLARSHIP NEWCOMERS (23)

Jordan Agasiva, OL; ^Corrion Ballard, DB; Marquise Blair, DB; Bronson Boyd, WR; Jaylen Dixon, WR; Nick Ford, DL; TJ Green, RB; Javelin Guidry, DB; ^Tyquez Hampton, WR; Jaylon Johnson, DB; %Chayden Johnston, K; Tareke Lewis, DB; Devin Lloyd, LB; John Penisini, DT; #Taniela Pututau, DL; Michael Richardson, OL; Jason Shelley, QB; #Miki Suguturaga, DE; Bryan Thompson, WR; ^Orlando Umana, OL; Mo Unutoa, OL; Derrick Vickers, WR; Aliko Vimahi, DE.

#Plans to serve a church mission before enrolling; %Returned missionary; ^Spring Enrollee

2017 SPRING WALK-ONS (9)

Cristian Antezana, K; Cooper Bateman, QB; Tanner Call, DB; Zach Hansen, TE; Cody Ippolito, LB; Karsen Liljenquist, LB; Dylan Slavens, DB; Tré Strong, DB; Albert Tai, LB; Adam Webber, DB.

STARTERS LOST (13)

OFFENSE (6)

LT Garrett Bolles (1st-team All-Pac-12)
LG Isaac Asiata (Morris Award winner)
C J.J. Dielman^ (2015 2nd-team All-Pac-12)
Nick Nowakowski^ (Former walk-on started last 8 games)
RB Joe Williams (1,407 yards rushing in 9 games school record 156.3 ypg)
TE Evan Moeai^ (Led TEs with 22 catches for 308 yards)
WR Tim Patrick (Led team with 45 receptions, 711 yards, 5 TDs)

^ Split starts in 2016

DEFENSE (6)

DE Hunter Dimick (1st-team All-Pac-12, 2nd-team All-American)
DE Pita Taumoeopenu^ (HM All-Pac-12, 21.5 career sacks)
DT Pasoni Tasini (HM All-Pac-12, 35 tackles, 6 PBU, 2 FF)
CB Reggie Porter (43 tackles, 2 INT, 4 PBU)
CB Brian Allen^ (4 INT tied for 5th in Pac-12, 6 PBU)
Dominique Hatfield^ (3-year starter, 2 career INT for TD)
FS Marcus Williams (2-year All-Pac-12, 5 INTs was 2nd in Pac-12)

^ Split starts in 2016

SPECIALISTS (1)

K Andy Phillips (4-time All-Pac-12, Utah FG & scoring record holder)

LETTERMEN LOST (33)

Brian Allen, DB; Isaac Asiata, OL; Garrett Bolles, OL; Cory Butler-Byrd, WR; Tyson Cisrow, DB; Hayden Clegg, DE; Tyler Cooperwood, WR; J.J. Dielman, OL; Hunter Dimick, DE; Chase Dominguez, SN; Mackay Dunn, DB; Evan Eggiman, LB; Jordan Fogal, DB; Andre Godfrey, DB; Wallace Gonzalez, TE; Ken Hampel, TE; Dominique Hatfield, DB; Evan Moeai, TE; Nick Nowakowski, OL; Tim Patrick, WR; Andy Phillips, K; Reggie Porter, DB; Dimitri Salido, WR; Andrew Santiago, WR; Sharrieff Shah, LB; Pasoni Tasini, DT; Pita Taumoeopenu, DE; Sam Tevi, OL; Justin Thomas, DB; Jason Thompson, DB; Vaha Vainuku, DT; Joe Williams, RB; Marcus Williams, DB.

HOW THE UTES WERE BUILT

SCHOLARSHIP PLAYERS

2012

Chase Hansen (RM)
Jake Jackson (RM)

2013

Siale Fakailoatonga
Lo Falemaka (W/O)
Harrison Handley
Troy McCormick
Filipo Mokofisi
Marcus Sanders-Williams
Salesi Uhatafe

2014

Jackson Barton
Christian Drews (W/O)
Jameson Field (W/O)
Kylie Fitts (TR)
Alani Havili-Katoa
Boobie Hobbs
Casey Hughes
Lowell Lotulelei
Hauati Pututau (RM)
Raelon Singleton
Pita Tonga (RM)
Kenric Young

2015

Philip Afa
Cody Barton
Johnny Capra
Keven Dixon
Kyle Fulks (JC)
Chris Hart
Chad Hekking
Darrin Paulo
Caleb Repp
Tyrone Smith
Sunia Tauteoli (JC, RM)
Siaosi Wilson

2016

Bradlee Anae
Julian Blackmon
Terrell Burgess
Alec Dana (JC)
Bapa Falemaka (W/O)
Leki Fotu
Jake Grant
Davir Hamilton
Devonta'e Henry-Cole
Tyler Huntley
Nygel King
Kavika Luafatasaga (JC)
Zack Moss
Samson Nacua (W/O)
Scott Peck
Tucker Scott
Armand Shyne (JC)

Demari Simpkins
Donavan Thompson
Maxs Tupai
Troy Williams (JC)
Mitch Wishnowsky (JC)

2017

Jordan Agasiva (JC)
Corrion Ballard (JC)
Marquise Blair (JC)
Bronson Boyd (TR)
Jaylen Dixon
Nick Ford
TJ Green
Javelin Guidry
Tyquez Hampton
Jaylon Johnson
Chayden Johnston (RM)
Tareke Lewis (JC)
Devin Lloyd
John Penisini (JC)
Michael Richardson
Jason Shelley
Bryan Thompson
Orlando Umana
Mo Unutoa
Derrick Vickers (JC)
Aliki Vimahi

WALK-ON PLAYERS

2011

Tyler Bell (RM)

2013

Alex Whittingham (RM)

2014

Aaron Amaama

2015

Hayes Hicken (RM)
Jordan Howard (JC)
Kyle Lanterman
Justin Tatola

2016

John Aloma
Dakota Baker (RM)
Connor Haller (RM)
Shawn Hansen (JC/RM)
Nick Hening (RM)
Trevor Horlacher (RM)
Mark Kruger (RM)
Drew Lisk
Riley Richmond (JC)
Paul Toala (JC/RM)
Mason Woodward (RM)

2017

Cristian Antezana (JC)
Cooper Bateman (TR)
Tanner Call
Zach Hansen (RM)
Cody Ippolito (TR)
Karsen Liljenquist (JC)
Dylan Slavens
Tré Strong (TR)
Albert Tai (RM)
Adam Webber (RM)

LEGEND

TR=Transfer
JC=Junior College Transfer
W/O=Walk-on awarded scholarship
RM=Returned Missionary

2017 RECRUITING CLASS

Name	Pos.	Hgt.	Wgt.	Yr.	Exp.	Age	Hometown/Last School
Jordan Agasiva	OL	6-4	345	Jr.	JC	20	Kalihi, Hawaii/Pima CC
Corrion Ballard	DB	6-3	202	Jr.	JC	19	Humble, Texas/Blinn College
Marquise Blair	DB	6-2	185	Jr.	JC	20	Wooster, Ohio/Dodge City CC
Bronson Boyd	WR	6-1	178	Fr.	TR	19	Arlington, Texas/The Oakridge School
Jaylen Dixon	WR	5-9	156	Fr.	HS	18	Frisco, Texas/Lone Star HS
Nick Ford	DL	6-5	282	Fr.	HS	17	San Pedro, Calif./San Pedro HS
TJ Green	RB	5-11	185	Fr.	HS	18	Chandler, Ariz./Chandler HS
Javelin Guidry	DB	5-9	188	Fr.	HS	19	Murrieta, Calif./Vista Murrieta HS
Tyquez Hampton	WR	6-2	204	Fr.	HS	19	El Paso, Texas/El Dorado HS
Jaylon Johnson	DB	6-0	181	Fr.	HS	18	Fresno, Calif./Central East HS
Chayden Johnston	K	6-0	160	Fr.	HS	20	South Jordan, Utah/Bingham HS
Tareke Lewis	DB	5-11	168	Jr.	JC	21	Palatka, Fla./Riverside CC
Devin Lloyd	LB	6-3	219	Fr.	HS	18	Chula Vista, Calif./Otay Ranch HS
John Penisini	DT	6-2	307	So.	JC	20	Kearns, Utah/Snow College
Michael Richardson	OL	6-4	235	Fr.	HS	18	American Fork, Utah/American Fork HS
Jason Shelley	QB	6-0	181	Fr.	HS	18	Little Elm, Texas/Lone Star HS
Bryan Thompson	WR	6-2	181	Fr.	HS	18	Moreno Valley, Calif./Rancho Verde HS
Orlando Umana	OL	6-4	329	Fr.	HS	19	Sacramento, Calif./Grant Union HS
Mo Unutoa	OL	6-5	280	Fr.	HS	18	Kapaa, Hawaii/Kapaa HS
Derrick Vickers	WR	5-11	185	Jr.	JC	21	Bakersfield, Calif./Bakersfield College
Aliki Vimahi	DL	6-4	247	Fr.	HS	19	Kahuku, Hawaii/Kahuku HS

2017 ALPHABETICAL ROSTER

No.	Name	Pos.	Hgt.	Wgt.	Yr.	Exp.	Age	Hometown/Previous School
2	Philip Afia	DB	6-1	195	So.	1VL	20	Chino Hills, Calif./Ayala HS
	Jordan Agasiva	OL	6-4	345	Jr.	JC	20	Kalihi, Hawaii/Pima CC
63	John Aloma	LS	6-0	206	So.	RS	19	Simi Valley, Calif./Simi Valley HS
62	Aaron Amaama	OL	6-1	349	Jr.	SQ	21	Kearns, Utah/Bingham HS
56	Bradlee Anae	DE	6-3	259	So.	1VL	19	Laie, Hawaii/Kahuku HS
38	Cristian Antezana	K	5-9	195	Jr.	JC	22	Lafayette, Calif./San Francisco City College
84	Dakota Baker	WR	6-2	180	So.	RS	21	Idaho Falls, Idaho/Idaho Falls HS
15	Corrion Ballard	DB	6-3	205	Jr.	JC	19	Houston, Texas/Blinn College
30	Cody Barton	LB	6-2	225	Jr.	2VL	20	Salt Lake City/Brighton HS
70	Jackson Barton	OL	6-7	312	Jr.	2VL	22	Salt Lake City/Brighton HS
18	Cooper Bateman	QB	6-3	217	Sr.	TR	22	Murray, Utah/Alabama
46	Tyler Bell	TE	6-4	240	Sr.	1VL	24	Fountain Valley, Calif./Fountain Valley HS
23	Julian Blackmon	DB	6-1	187	So.	1VL	19	Layton, Utah/Layton HS
	Marquise Blair	DB	6-2	185	Jr.	JC	20	Wooster, Ohio/Dodge City CC
	Bronson Boyd	WR	6-1	178	Fr.	TR	19	Arlington, Texas/The Oakridge School
26	Terrell Burgess	DB	6-0	188	So.	1VL	18	San Marcos, Calif./San Marcos HS
39	Tanner Call	DB	5-11	165	Fr.	HS	20	Murray, Utah/Cottonwood HS
73	Johnny Capra	OL	6-6	296	So.	1VL	20	Auburn, Calif./Placer HS
8	Alec Dana	WR	6-2	195	Jr.	SQ	21	Rancho Cucamonga, Calif./Chaffey College
	Jaylen Dixon	WR	5-9	156	Fr.	HS	18	Frisco, Texas/Lone Star HS
60	Keven Dixon	OL	6-5	277	So.	SQ	20	Buena Park, Calif./Buena Park HS
37	Christian Drews	LB	6-1	225	Sr.	3VL	21	Ramona, Calif./Ramona HS
87	Siale Fakailoatonga	TE	6-4	257	Sr.	3VL	22	Salt Lake City/Cottonwood HS
13	Bapa Falemaka	TE	6-3	244	Fr.	RS	19	Grantsville, Utah/Judge Memorial HS
69	Lo Falemaka	OL	6-5	287	Sr.	1VL	22	West Valley City, Utah/Cottonwood HS
83	Jameson Field	WR	5-11	180	Sr.	2VL	22	Long Beach, Calif./Mater Dei HS
11	Kylie Fitts	DE	6-4	260	Sr.	1VL	22	San Bernardino, Calif./UCLA
	Nick Ford	DT	6-5	282	Fr.	HS	17	San Pedro, Calif./San Pedro HS
99	Leki Fotu	DT	6-5	323	So.	1VL	19	West Valley City, Utah/Herriman HS
6	Kyle Fulks	WR	5-9	175	Sr.	2VL	23	Katy, Texas/Blinn College
78	Jake Grant	OL	6-3	290	Fr.	RS	21	Scottsdale, Ariz./Horizon HS
	TJ Green	RB	5-11	185	Fr.	HS	18	Chandler, Ariz./Chandler HS
	Javelin Guidry	DB	5-9	188	Fr.	HS	19	Murrieta, Calif./Vista Murrieta HS
36	Connor Haller	LB	6-2	217	Fr.	RS	21	Salt Lake City/Olympus HS
9	Davir Hamilton	DE	6-2	231	Fr.	RS	19	Compton, Calif./Long Beach Poly HS
5	Tyquez Hampton	WR	6-2	207	Fr.	HS	19	El Paso, Texas/El Dorado HS
88	Harrison Handley	TE	6-5	250	Sr.	3VL	22	Sandy, Utah/Alta HS
22	Chase Hansen	DB	6-3	220	Jr.	2VL	24	Highland, Utah/Lone Peak HS
35	Shawn Hansen	DB	5-11	195	Jr.	RS	26	Buena Park, Calif./Cypress College
48	Zach Hansen	TE	6-1	233	Fr.	HS	21	Springville, Utah/Springville HS
8	Chris Hart	DE	6-2	237	So.	1VL	20	Fort Lauderdale, Fla./St. Thomas Aquinas HS
53	Alani Havili-Katoa	DT	6-3	307	Jr.	2VL	21	Stansbury Park, Utah/Stansbury HS
89	Chad Hekking	TE	6-4	245	Fr.	RS	21	Vacaville, Calif./Vacaville HS
96	Nick Heninger	DE	6-2	240	Fr.	RS	21	South Jordan, Utah/Bingham HS
7	Devonta'e Henry-Cole	RB	5-8	192	So.	1VL	20	Boca Raton, Fla./St. Thomas Aquinas School
92	Hayes Hicken	K	5-11	188	So.	1VL	23	Salt Lake City/Highland HS
1	Boobie Hobbs	DB	5-10	180	Sr.	3VL	22	New Orleans, La./Landry-Walker HS
51	Trevor Horlacher	LB	6-2	222	Fr.	RS	21	Ivins, Utah/Snow Canyon HS
26	Jordan Howard	RB	5-10	204	Sr.	SQ	23	Redlands, Calif./Riverside CC
25	Casey Hughes	DB	5-11	185	Jr.	2VL	21	North Las Vegas, Nev./Legacy HS
1	Tyler Huntley	QB	6-1	190	So.	1VL	19	Dania, Fla./Hallandale HS
40	Cody Ippolito	LB	5-10	250	Sr.	TR	23	Paradise Valley, Ariz./Arizona
44	Jake Jackson	LB	6-3	230	So.	1VL	23	Encinitas, Calif./La Costa Canyon HS
	Jaylon Johnson	DB	6-0	181	Fr.	HS	18	Fresno, Calif./Central East HS
	Chayden Johnston	K	6-0	160	Fr.	HS	20	South Jordan, Utah/Bingham HS
18	Nygel King	DB	6-0	181	Fr.	RS	20	Tomball, Texas/Klein Oak HS
64	Mark Kruger	DT	6-2	292	Fr.	RS	22	Orem, Utah/Pleasant Grove HS
66	Kyle Lanterman	OL	6-2	290	So.	1VL	20	Long Beach, Calif./Woodrow Wilson HS
	Tareke Lewis	DB	5-11	168	Jr.	JC	21	Palatka, Fla./Riverside CC
48	Karsen Liljenquist	LB	6-1	233	Jr.	JC	21	Alpine, Utah/Snow College
14	Drew Lisk	QB	6-1	202	Fr.	RS	19	Draper, Utah/Jordan HS
	Devin Lloyd	LB	6-3	219	Fr.	HS	18	Chula Vista, Calif./Otay Ranch HS

2017 ALPHABETICAL ROSTER

No.	Name	Pos.	Hgt.	Wgt.	Yr.	Exp.	Age	Hometown/Previous School
93	Lowell Lotulelei	DT	6-2	320	Sr.	3VL	22	South Jordan, Utah/Bingham HS
5	Kavika Luafatasaga	LB	6-4	235	Sr.	1VL	21	Honolulu, Hawaii/Arizona Western College
4	Troy McCormick Jr.	WR	5-9	175	Sr.	2VL	22	Katy, Texas/Mayde Creek HS
45	Filipo Mokofisi	DT	6-3	295	Sr.	3VL	22	Woods Cross, Utah/Woods Cross HS
2	Zack Moss	RB	5-10	210	So.	1VL	19	Hialeah Gardens, Fla./Hallandale HS
35	Samson Nacua	WR	6-3	189	Fr.	RS	19	Provo, Utah/Timpview HS
77	Darrin Paulo	OL	6-5	312	So.	1VL	20	Sacramento, Calif./Grant HS
76	Scott Peck	OL	6-6	307	Fr.	RS	21	Spokane Valley, Wash./Central Valley HS
	John Penisini	DT	6-2	307	So.	JC	20	Kearns, Utah/Snow College
41	Hauati Pututau	DT	6-3	288	Fr.	RS	21	Salt Lake City/Cottonwood HS
47	Caleb Repp	DE	6-5	222	So.	1VL	20	Rancho Cucamonga, Calif./Los Osos HS
	Michael Richardson	OL	6-4	235	Fr.	HS	18	American Fork, Utah/American Fork HS
10	Riley Richmond	WR	5-7	163	So.	RS	20	Salt Lake City/Snow College
42	Marcus Sanders-Williams	RB	5-11	234	Sr.	3VL	22	Las Vegas, Nev./Durango HS
59	Tucker Scott	OL	6-4	282	Fr.	RS	20	San Clemente, Calif./San Clemente HS
	Jason Shelley	QB	6-0	181	Fr.	HS	18	Little Elm, Texas/Lone Star HS
23	Armand Shyne	RB	5-11	210	Jr.	1VL	20	Oakland, Calif./American River College
17	Demari Simpkins	WR	5-10	181	So.	1VL	19	Carol City, Fla./Hallandale HS
11	Raelon Singleton	WR	6-3	212	Jr.	2VL	21	Crosby, Texas/Crosby HS
29	Dylan Slavens	DB	5-11	173	Fr.	HS	22	Springville, Utah/Springville HS
21	Tyrone Smith	DB	6-4	204	Jr.	2VL	20	Fresno, Calif./Edison HS
31	Tré Strong	DB	6-1	195	Jr.	TR	21	Denver, Colo./Montana State
43	Albert Tai	LB	5-9	219	Fr.	HS	23	Riverton, Utah/Riverton HS
28	Justin Tatola	RB	5-11	201	So.	SQ	20	So. San Francisco, Calif./Junipero Serra HS
10	Sunia Tauteoli	LB	6-0	227	Sr.	2VL	26	Salt Lake City/Snow College
	Bryan Thompson	WR	6-2	181	Fr.	HS	18	Moreno Valley, Calif./Rancho Verde HS
3	Donavan Thompson	LB	5-10	222	So.	1VL	20	Miami, Fla./Miami Central HS
65	Paul Toala	OL	6-4	317	So.	RS	23	Burien, Wash./Dixie State College
49	Pita Tonga	DT	6-1	287	Fr.	RS	21	Taylorville, Utah/Highland HS
92	Maxs Tupai	DE	6-1	251	Fr.	RS	19	Taylorville, Utah/Murray HS
74	Salesi Uhatafe	OL	6-5	320	Sr.	3VL	22	Euless, Texas/Trinity HS
50	Orlando Umana	OL	6-4	330	Fr.	HS	19	Sacramento, Calif./Grant HS
	Mo Unutoa	OL	6-5	280	Fr.	HS	18	Kapaa, Hawaii/Kapaa HS
	Derrick Vickers	WR	5-11	185	Jr.	JC	21	Bakersfield, Calif./Bakersfield College
	Aliki Vimahi	DE	6-4	247	Fr.	HS	19	Kahuku, Hawaii/Kahuku HS
24	Adam Webber	DB	5-10	183	Fr.	HS	21	Salt Lake City/Highland HS
34	Alex Whittingham	LB	5-10	210	Sr.	3VL	24	Salt Lake City/Brighton HS
3	Troy Williams	QB	6-2	208	Sr.	1VL	22	Carson, Calif./Santa Monica College
80	Siaosi Wilson	WR	6-2	193	So.	1VL	20	Tustin, Calif./Tustin HS
33	Mitch Wishnowsky	P	6-2	220	Jr.	1VL	25	Perth, Australia/Santa Barbara College
27	Mason Woodward	RB	5-9	208	So.	RS	22	West Point, Utah/Syracuse HS
24	Kenric Young	WR	6-1	189	Sr.	3VL	21	Gainesville, Fla./Gainesville HS

PRONUNCIATION GUIDE

Philip Afia ah-fee-uh
 Jordan Agasiva on-gah-see-vah
 John Aloma uh-lo-muh
 Aaron Amaama ah-mah-ah-mah
 Bradlee Anae uh-nigh
 Cristian Antezana ant-uh-zah-nuh
 Corrión Ballard kory-ahn
 Marquise Blair mar-keece
 Terrell Burgess tur-ell
 Siale Fakailoatonga see-ah-lay fah-kah-ee-loa-tonga
 Bapa/Lo Falemaka fah-lay-ma-ka
 Leki Fotu leek-ee fo-too
 Javelin Guidry gidrey
 Davir Hamilton duh-veer
 Tyquez Hampton ty-qwez

Alani Havili-Katoa al-ah-nee ha-vee-lee kah-toe-a
 Nick Heninger henna-gur
 Trevor Horlacher hor-lacker
 Cody Ippolito ippo-leeto
 Nygel King ny-jul
 Tareke Lewis tuh-reek
 Karsen Liljenquist lillin-quist
 Lowell Lotulelei lotoolellay
 Kavika Luafatasaga kah-veek-ka loo-uh-fah-ta-songa
 Filipino Mokofisi fill-ee-po moko-fee-see
 Samson Nacua nah-koo-uh
 Darrin Paulo pow-loe
 John Penisini pen-ih-seeny
 Hauati Pututau how-ott-ee poo-too-tao
 Armand Shyne are-mond

Demari Simpkins da-marr-ee
 Raelon Singleton ray-len
 Dylan Slavens slave-ens
 Tré Strong tray
 Albert Tai tie
 Justin Tatola tao-toe-luh
 Sunia Tauteoli soo-nee-uh tao-tee-oh-lee
 Paul Toala toe-ah-luh
 Pita Tonga peeta tong-guh
 Maxs Tupai max too-pa-ee
 Orlando Umana oo-mah-nah
 Salesi Uhatafe sah-less-ee oo-ha-tah-feh
 Mo Unutoa oo-new-toe-uh
 Aliki Vimahi uh-leek-ee vee-ma-hee
 Siaosi Wilson see-oh-see

2017 NUMERICAL ROSTER

No.	Name	Pos.	Hgt.	Wgt.	Yr.	Exp.	Age	Hometown/Previous School
1	Boobie Hobbs	DB	5-10	180	Sr.	3VL	22	New Orleans, La./Landry-Walker HS
1	Tyler Huntley	QB	6-1	190	So.	1VL	19	Dania, Fla./Hallandale HS
2	Philip Afia	DB	6-1	195	So.	1VL	20	Chino Hills, Calif./Ayala HS
2	Zack Moss	RB	5-10	210	So.	1VL	19	Hialeah Gardens, Fla./Hallandale HS
3	Donavan Thompson	LB	5-10	222	So.	1VL	20	Miami, Fla./Miami Central HS
3	Troy Williams	QB	6-2	208	Sr.	1VL	22	Carson, Calif./Santa Monica College
4	Troy McCormick Jr.	WR	5-9	175	Sr.	2VL	22	Katy, Texas/Mayde Creek HS
5	Tyquez Hampton	WR	6-2	207	Fr.	HS	19	El Paso, Texas/El Dorado HS
5	Kavika Luafatasaga	LB	6-4	235	Sr.	1VL	21	Honolulu, Hawaii/Arizona Western College
6	Kyle Fulks	WR	5-9	175	Sr.	2VL	23	Katy, Texas/Blinn College
7	Devonta'e Henry-Cole	RB	5-8	192	So.	1VL	20	Boca Raton, Fla./St. Thomas Aquinas School
8	Alec Dana	WR	6-2	195	Jr.	SQ	21	Rancho Cucamonga, Calif./Chaffey College
8	Chris Hart	DE	6-2	237	So.	1VL	20	Fort Lauderdale, Fla./St. Thomas Aquinas HS
9	Davir Hamilton	DE	6-2	231	Fr.	RS	19	Compton, Calif./Long Beach Poly HS
10	Riley Richmond	WR	5-7	163	So.	RS	20	Salt Lake City/Snow College
10	Sunia Tauteoli	LB	6-0	227	Sr.	2VL	26	Salt Lake City/Snow College
11	Kylie Fitts	DE	6-4	260	Sr.	1VL	22	San Bernardino, Calif./UCLA
11	Raelon Singleton	WR	6-3	212	Jr.	2VL	21	Crosby, Texas/Crosby HS
13	Bapa Falemaka	TE	6-3	244	Fr.	RS	19	Grantsville, Utah/Judge Memorial HS
14	Drew Lisk	QB	6-1	202	Fr.	RS	19	Draper, Utah/Jordan HS
15	Corrian Ballard	DB	6-3	205	Jr.	JC	19	Houston, Texas/Blinn College
17	Demari Simpkins	WR	5-10	181	So.	1VL	19	Carol City, Fla./Hallandale HS
18	Cooper Bateman	QB	6-3	217	Sr.	TR	22	Murray, Utah/Alabama
18	Nygel King	DB	6-0	181	Fr.	RS	20	Tomball, Texas/Klein Oak HS
21	Tyrone Smith	DB	6-4	204	Jr.	2VL	20	Fresno, Calif./Edison HS
22	Chase Hansen	DB	6-3	220	Jr.	2VL	24	Highland, Utah/Lone Peak HS
23	Julian Blackmon	DB	6-1	187	So.	1VL	19	Layton, Utah/Layton HS
23	Armand Shyne	RB	5-11	210	Jr.	1VL	20	Oakland, Calif./American River College
24	Adam Webber	DB	5-10	183	Fr.	HS	21	Salt Lake City/Highland HS
24	Kenric Young	WR	6-1	189	Sr.	3VL	21	Gainesville, Fla./Gainesville HS
25	Casey Hughes	DB	5-11	185	Jr.	2VL	21	North Las Vegas, Nev./Legacy HS
26	Terrell Burgess	DB	6-0	188	So.	1VL	18	San Marcos, Calif./San Marcos HS
26	Jordan Howard	RB	5-10	204	Sr.	SQ	23	Redlands, Calif./Riverside CC
27	Mason Woodward	RB	5-9	208	So.	RS	22	West Point, Utah/Syracuse HS
28	Justin Tatola	RB	5-11	201	So.	SQ	20	So. San Francisco, Calif./Junipero Serra HS
29	Dylan Slavens	DB	5-11	173	Fr.	HS	22	Springville, Utah/Springville HS
30	Cody Barton	LB	6-2	225	Jr.	2VL	20	Salt Lake City/Brighton HS
31	Tré Strong	DB	6-1	195	Jr.	TR	21	Denver, Colo./Montana State
33	Mitch Wishnowsky	P	6-2	220	Jr.	1VL	25	Perth, Australia/Santa Barbara College
34	Alex Whittingham	LB	5-10	210	Sr.	3VL	24	Salt Lake City/Brighton HS
35	Shawn Hansen	DB	5-11	195	Jr.	RS	26	Buena Park, Calif./Cypress College
35	Samson Nacua	WR	6-3	189	Fr.	RS	19	Provo, Utah/Timpview HS
36	Connor Haller	LB	6-2	217	Fr.	RS	21	Salt Lake City/Olympus HS
37	Christian Drews	LB	6-1	225	Sr.	3VL	21	Ramona, Calif./Ramona HS
38	Cristian Antezana	K	5-9	195	Jr.	JC	22	Lafayette, Calif./San Francisco City College
39	Tanner Call	DB	5-11	165	Fr.	HS	20	Murray, Utah/Cottonwood HS
40	Cody Ippolito	LB	5-10	250	Sr.	TR	23	Paradise Valley, Ariz./Arizona
41	Hauati Pututau	DT	6-3	288	Fr.	RS	21	Salt Lake City/Cottonwood HS
42	Marcus Sanders-Williams	RB	5-11	234	Sr.	3VL	22	Las Vegas, Nev./Durango HS
43	Albert Tai	LB	5-9	219	Fr.	HS	23	Riverton, Utah/Riverton HS
44	Jake Jackson	LB	6-3	230	So.	1VL	23	Encinitas, Calif./La Costa Canyon HS
45	Filipo Mokofisi	DT	6-3	295	Sr.	3VL	22	Woods Cross, Utah/Woods Cross HS
46	Tyler Bell	TE	6-4	240	Sr.	1VL	24	Fountain Valley, Calif./Fountain Valley HS
47	Caleb Repp	DE	6-5	222	So.	1VL	20	Rancho Cucamonga, Calif./Los Osos HS
48	Zach Hansen	TE	6-1	233	Fr.	HS	21	Springville, Utah/Springville HS
48	Karsen Liljenquist	LB	6-1	233	Jr.	JC	21	Alpine, Utah/Snow College
49	Pita Tonga	DT	6-1	287	Fr.	RS	21	Taylorsville, Utah/Highland HS
50	Orlando Umana	OL	6-4	330	Fr.	HS	19	Sacramento, Calif./Grant HS
51	Trevor Horlacher	LB	6-2	222	Fr.	RS	21	Ivins, Utah/Snow Canyon HS
53	Alani Havili-Katoa	DT	6-3	307	Jr.	2VL	21	Stansbury Park, Utah/Stansbury HS
56	Bradlee Anae	DE	6-3	259	So.	1VL	19	Laie, Hawaii/Kahuku HS
59	Tucker Scott	OL	6-4	282	Fr.	RS	20	San Clemente, Calif./San Clemente HS

2017 NUMERICAL ROSTER

No.	Name	Pos.	Hgt.	Wgt.	Yr.	Exp.	Age	Hometown/Previous School
60	Keven Dixon	OL	6-5	277	So.	SQ	20	Buena Park, Calif./Buena Park HS
62	Aaron Amaama	OL	6-1	349	Jr.	SQ	21	Kearns, Utah/Bingham HS
63	John Aloma	LS	6-0	206	So.	RS	19	Simi Valley, Calif./Simi Valley HS
64	Mark Kruger	DT	6-2	292	Fr.	RS	22	Orem, Utah/Pleasant Grove HS
65	Paul Toala	OL	6-4	317	So.	RS	23	Burien, Wash./Dixie State College
66	Kyle Lanterman	OL	6-2	290	So.	1VL	20	Long Beach, Calif./Woodrow Wilson HS
69	Lo Falemaka	OL	6-5	287	Sr.	1VL	22	West Valley City, Utah/Cottonwood HS
70	Jackson Barton	OL	6-7	312	Jr.	2VL	22	Salt Lake City/Brighton HS
73	Johnny Capra	OL	6-6	296	So.	1VL	20	Auburn, Calif./Placer HS
74	Salesi Uhatafe	OL	6-5	320	Sr.	3VL	22	Euleess, Texas/Trinity HS
76	Scott Peck	OL	6-6	307	Fr.	RS	21	Spokane Valley, Wash./Central Valley HS
77	Darrin Paulo	OL	6-5	312	So.	1VL	20	Sacramento, Calif./Grant HS
78	Jake Grant	OL	6-3	290	Fr.	RS	21	Scottsdale, Ariz./Horizon HS
80	Siaosi Wilson	WR	6-2	193	So.	1VL	20	Tustin, Calif./Tustin HS
83	Jameson Field	WR	5-11	180	Sr.	2VL	22	Long Beach, Calif./Mater Dei HS
84	Dakota Baker	WR	6-2	180	So.	RS	21	Idaho Falls, Idaho/Idaho Falls HS
87	Siale Fakailoatonga	TE	6-4	257	Sr.	3VL	22	Salt Lake City/Cottonwood HS
88	Harrison Handley	TE	6-5	250	Sr.	3VL	22	Sandy, Utah/Alta HS
89	Chad Hekking	TE	6-4	245	Fr.	RS	21	Vacaville, Calif./Vacaville HS
92	Hayes Hicken	K	5-11	188	So.	1VL	23	Salt Lake City/Highland HS
92	Maxs Tupai	DE	6-1	251	Fr.	RS	19	Taylorville, Utah/Murray HS
93	Lowell Lotulelei	DT	6-2	320	Sr.	3VL	22	South Jordan, Utah/Bingham HS
96	Nick Heninger	DE	6-2	240	Fr.	RS	21	South Jordan, Utah/Bingham HS
99	Leki Fotu	DT	6-5	323	So.	1VL	19	West Valley City, Utah/Herriman HS
	Jordan Agasiva	OL	6-4	345	Jr.	JC	20	Kalihi, Hawaii/Pima CC
	Marquise Blair	DB	6-2	185	Jr.	JC	20	Wooster, Ohio/Dodge City CC
	Bronson Boyd	WR	6-1	178	Fr.	TR	19	Arlington, Texas/The Oakridge School
	Jaylen Dixon	WR	5-9	156	Fr.	HS	18	Frisco, Texas/Lone Star HS
	Nick Ford	DT	6-5	282	Fr.	HS	17	San Pedro, Calif./San Pedro HS
	TJ Green	RB	5-11	185	Fr.	HS	18	Chandler, Ariz./Chandler HS
	Javelin Guidry	DB	5-9	188	Fr.	HS	19	Murrieta, Calif./Vista Murrieta HS
	Jaylon Johnson	DB	6-0	181	Fr.	HS	18	Fresno, Calif./Central East HS
	Chayden Johnston	K	6-0	160	Fr.	HS	20	South Jordan, Utah/Bingham HS
	Tareke Lewis	DB	5-11	168	Jr.	JC	21	Palatka, Fla./Riverside CC
	Devin Lloyd	LB	6-3	219	Fr.	HS	18	Chula Vista, Calif./Otay Ranch HS
	John Penisini	DT	6-2	307	So.	JC	20	Kearns, Utah/Snow College
	Michael Richardson	OL	6-4	235	Fr.	HS	18	American Fork, Utah/American Fork HS
	Jason Shelley	QB	6-0	181	Fr.	HS	18	Little Elm, Texas/Lone Star HS
	Bryan Thompson	WR	6-2	181	Fr.	HS	18	Moreno Valley, Calif./Rancho Verde HS
	Mo Unutoa	OL	6-5	280	Fr.	HS	18	Kapaa, Hawaii/Kapaa HS
	Derrick Vickers	WR	5-11	185	Jr.	JC	21	Bakersfield, Calif./Bakersfield College
	Aliki Vimahi	DE	6-4	247	Fr.	HS	19	Kahuku, Hawaii/Kahuku HS

PRONUNCIATION GUIDE

Philip Afia ah-fee-uh
 Jordan Agasiva on-gah-see-vah
 John Aloma uh-lo-muh
 Aaron Amaama ah-mah-ah-mah
 Bradlee Anae uh-nigh
 Cristian Antezana ant-uh-zah-nuh
 Corrión Ballard kory-ahn
 Marquise Blair mar-keece
 Terrell Burgess tur-ell
 Siale Fakailoatonga see-ah-lay fah-kah-ee-loa-tonga
 Bapa/Lo Falemaka fah-lay-ma-ka
 Leki Fotu leek-ee fo-too
 Javelin Guidry gidrey
 Davir Hamilton duh-veer
 Tyquez Hampton ty-qwez

Alani Havili-Katoa al-ah-nee ha-vee-lee kah-toe-a
 Nick Heninger henna-gur
 Trevor Horlacher hor-lacker
 Cody Ippolito ippo-leeto
 Nygel King ny-jul
 Tareke Lewis tuh-reek
 Karsen Liljenquist lillin-quist
 Lowell Lotulelei lotoolellay
 Kavika Luafatasaga kah-veek-ka loo-uh-fah-ta-songa
 Filipino Mokofisi fill-ee-po moko-fee-see
 Samson Nacua nah-koo-uh
 Darrin Paulo pow-loe
 John Penisini pen-ih-seeny
 Hauati Pututau how-ott-ee poo-too-tao
 Armand Shyne are-mond

Demari Simpkins da-marr-ee
 Raelon Singleton ray-len
 Dylan Slavens slave-ens
 Tré Strong tray
 Albert Tai tie
 Justin Tatola tao-toe-luh
 Sunia Tauteoli soo-nee-uh tao-tee-oh-lee
 Paul Toala toe-ah-luh
 Pita Tonga peeta tong-guh
 Maxs Tupai max too-pa-ee
 Orlando Umana oo-mah-nah
 Salesi Uhatafe sah-less-ee oo-ha-tah-feh
 Mo Unutoa oo-new-toe-uh
 Aliki Vimahi uh-leek-ee vee-ma-hee
 Siaosi Wilson see-oh-see

UTES BY STATE/COUNTRY AND CLASS

BY STATE/COUNTRY

ARIZONA (3)

Jake Grant
TJ Green
Cody Ippolito

AUSTRALIA (1)

Mitch Wishnowsky

CALIFORNIA (32)

Philip Afia
John Aloma
Cristian Antezana
Tyler Bell
Terrell Burgess
Johnny Capra
Alec Dana
Keven Dixon
Christian Drews
Jameson Field
Kylie Fitts
Nick Ford
Javelin Guidry
Davir Hamilton
Shawn Hansen
Chad Hekking
Jordan Howard
Jake Jackson

Jaylon Johnson
Kyle Lanterman
Devin Lloyd
Darrin Paulo
Caleb Repp
Tucker Scott
Armand Shyne
Tyrone Smith
Justin Tatola
Bryan Thompson
Orlando Umana
Derrick Vickers
Troy Williams
Siaosi Wilson

COLORADO (1)

Tré Strong

FLORIDA (8)

Chris Hart
Devonta'e Henry-Cole
Tyler Huntley
Tareke Lewis
Zack Moss
Demari Simpkins
Donavan Thompson
Kenric Young

HAWAII (5)

Jordan Agasiva
Bradlee Anae
Kavika Luafatasaga
Mo Unutoa
Aliko Vimahi

IDAHO (1)

Dakota Baker

LOUISIANA (1)

Boobie Hobbs

NEVADA (2)

Casey Hughes
Marcus Sanders-Williams

OHIO (1)

Marquise Blair

TEXAS (10)

Corrion Ballard
Bronson Boyd
Jaylen Dixon
Kyle Fulks
Tyquez Hampton
Nygel King
Troy McCormick Jr.
Jason Shelley
Raelon Singleton
Salesi Uhatafe

UTAH (37)

Aaron Amaama
Cody Barton
Jackson Barton
Cooper Bateman
Julian Blackmon
Tanner Call
Siale Fakailoatonga
Bapa Falemaka
Lo Falemaka
Leki Fotu
Connor Haller
Harrison Handley
Chase Hansen
Zach Hansen

Alani Havili-Katoa
Nick Heninger
Hayes Hicken
Trevor Horlacher
Chayden Johnston
Mark Kruger
Karsen Liljenquist
Drew Lisk
Lowell Lotulelei
Filipo Mokofisi
Samson Nacua
John Penisini
Hauati Pututau
Michael Richardson
Riley Richmond
Dylan Slavens
Albert Tai
Sunia Tauteoli
Pita Tonga
Maxs Tupai
Adam Webber
Alex Whittingham
Mason Woodward

WASHINGTON (2)

Scott Peck
Paul Toala

BY CLASS

SENIORS (22)

Cooper Bateman
Tyler Bell
Christian Drews
Siale Fakailoatonga
Lo Falemaka
Jameson Field
Kylie Fitts
Kyle Fulks
Harrison Handley
Boobie Hobbs
Jordan Howard
Cody Ippolito
Lowell Lotulelei
Kavika Luafatasaga
Troy McCormick Jr.
Filipo Mokofisi
Marcus Sanders-Williams
Sunia Tauteoli
Salesi Uhatafe
Alex Whittingham
Troy Williams
Kenric Young

JUNIORS (20)

Jordan Agasiva
Aaron Amaama
Cristian Antezana
Corrion Ballard
Cody Barton
Jackson Barton
Marquise Blair
Alec Dana
Chase Hansen
Shawn Hansen
Alani Havili-Katoa
Casey Hughes
Tareke Lewis
Karsen Liljenquist
Armand Shyne
Raelon Singleton
Tyrone Smith
Tré Strong
Derrick Vickers
Mitch Wishnowsky

SOPHOMORES (26)

Phillip Afia
John Aloma
Bradlee Anae
Dakota Baker
Julian Blackmon
Terrell Burgess
Johnny Capra
Keven Dixon
Leki Fotu
Chris Hart
Devonta'e Henry-Cole
Hayes Hicken
Tyler Huntley
Jake Jackson
Kyle Lanterman
Zack Moss
Darrin Paulo
John Penisini
Caleb Repp
Riley Richmond
Demari Simpkins
Justin Tatola

Donavan Thompson
Paul Toala
Siaosi Wilson
Mason Woodward

FRESHMEN (36)

Bronson Boyd
Tanner Call
Jaylen Dixon
Bapa Falemaka
Nick Ford
Jake Grant
TJ Green
Javelin Guidry
Connor Haller
Davir Hamilton
Tyquez Hampton
Zach Hansen
Chad Hekking
Nick Heninger
Trevor Horlacher
Jaylon Johnson
Chayden Johnston

Nygel King
Mark Kruger
Drew Lisk
Devin Lloyd
Samson Nacua
Scott Peck
Hauati Pututau
Michael Richardson
Tucker Scott
Jason Shelley
Dylan Slavens
Albert Tai
Bryan Thompson
Pita Tonga
Maxs Tupai
Orlando Umana
Mo Unutoa
Aliko Vimahi
Adam Webber

2017 SCOUTING REPORT

OFFENSE

QUARTERBACK

THE LOWDOWN

It's a new day for Utah's quarterbacks with the arrival of offensive coordinator/quarterbacks coach **Troy Taylor**, mastermind of the top passing offense in the NCAA FCS at Eastern Washington last fall. Taylor, whose reputation as an elite-level quarterback coach precedes him, has the luxury of three quarterbacks with NCAA FBS experience at his new school. The three-man race was too close to call during spring camp.

HEADLINERS RETURNING

Senior **Troy Williams** (6-2, 208) started all 13 games last season, passing for 2,757 yards and 15 touchdowns while running for another five scores. Poised in the pocket and mobile, Williams also brings the intangibles of leadership and maturity. **Tyler Huntley** (6-1, 190, So.) showed enticing talent as a true freshman backup last season. He poses a deadly dual threat with his big arm and explosive run game.

NEWCOMER SPOTLIGHT

Cooper Bateman (6-3, 217, Sr.), a three-year letterman at Alabama, walked on with the Utes in the spring as a graduate transfer. Bateman's precision passing and decision making soon put him on equal footing with Williams and Huntley.

COACH WHITTINGHAM SAYS

"Troy Williams is the most experienced quarterback of the group and did a solid job for us last year as our starter. Tyler Huntley is a big-play threat with multi-dimensional skills. Cooper Bateman has played for a national championship team. We are very deep at this position."

OFFENSIVE LINE

THE LOWDOWN

Fourth-year offensive line coach **Jim Harding**—in his first season as assistant head coach—faces the biggest rebuilding task of his Utah career after four of his starters from a year ago were selected in the 2017 NFL Draft. With just one starter returning, competition for the remaining spots will come not only from players Harding has groomed for this day, but the new recruiting class as well.

HEADLINER RETURNING

All-conference candidate **Salesi Uhatafe** (6-5, 320), a workhorse who led the offensive line in total plays in 2016, will start for his fourth season. After playing right guard his first three years, Uhatafe will move outside to right tackle for his senior season.

NEWCOMER SPOTLIGHT

Two mammoth newcomers could see immediate playing time. Junior college transfer **Jordan Agasiva** (6-4, 345, Jr.) will join the team in the summer, while freshman **Orlando Umana** (6-4, 330) got an early jump on his college career in the spring.

COACH WHITTINGHAM SAYS

"Obviously, we lost a lot of talented offensive linemen to the NFL after last season, but we feel good about the young linemen coming up through the system and the new recruits we added this past offseason. We feel as though we can come away with eight or nine guys that are ready to play, which is what you want on the offensive line."

WIDE RECEIVER

THE LOWDOWN

With balls flying around the field in new offensive coordinator **Troy Taylor's** fast-paced spread offense, receivers coach **Guy Holliday** will utilize a fleet of receivers to catch them. Six returners established their place on the depth chart in the spring, but they'll be challenged by some heralded recruits in preseason camp.

HEADLINERS RETURNING

Raelon Singleton (6-3, 212, Jr.), **Demari Simpkins** (5-10, 181, So.) and **Siaosi Wilson** (6-2, 193, So.) started in multiple games last year and Singleton ranked second on the team with 464 yards and four touchdown receptions, while averaging a team-best 17.2 yards per catch.

NEWCOMER SPOTLIGHT

Junior college transfer **Derrick Vickers** (5-11, 185, Jr.), a two-time all-purpose first-team All-American out of Bakersfield College, is among several new receivers who also excelled as sprinters on their high school track teams.

COACH WHITTINGHAM SAYS

"This is an offense that allows receivers to have great production and there will be plenty of opportunities for this group to make plays."

RUNNING BACK

THE LOWDOWN

Utah has produced two fourth-round NFL draft picks in the past two years, most recently Joe Williams, who set a school record by averaging 156.3 yards per game in 2016. Fortunately for first-year Ute running backs coach **Kiel McDonald**, there are more star running backs in the hopper.

HEADLINERS RETURNING

Returning are two punishing runners who had won the starting job a year ago only to lose it to injuries. Junior **Armand Shyne** (5-11, 210), the team's leading rusher before a season-ending injury in game five, averaged 74.6 yards per game and rushed for four touchdowns. **Zach Moss** (5-10, 210, So.) averaged 83.7 yards in three games as the starter, but missed the next two games with an injury and spent the rest of the season as Joe Williams' backup.

NEWCOMER SPOTLIGHT

After playing in just one game as a true freshman in 2016, **Devonta'e Henry-Cole** (5-8, 192, So.) served notice in spring camp that he will challenge Shyne and Moss for the lead role as a sophomore. He ran a 4.43-second 40 in the spring and is the fastest Ute running back.

WHITTINGHAM SAYS

"Armand Shyne, Zach Moss and Devonta'e Henry-Cole are all talented players who offer us a variety of running styles. Last year showed the depth you need to have at the running back position."

TIGHT END

THE LOWDOWN

Second-year coach **Freddie Whittingham** got a good look at his young tight ends in the spring and liked what he saw. This season, however, look for veterans to get most of the playing time.

HEADLINERS RETURNING

The key will be keeping senior co-starters **Siale Fakailoatonga** (6-4, 257) and **Harrison Handley** (6-5, 250) healthy. Fakailoatonga has missed 20 games in the last two seasons (including all of 2016) with injuries. Handley led Utah's tight ends with 21 receptions for 286 yards and four touchdowns in 2015, but was slowed by injuries his junior season.

NEWCOMER SPOTLIGHT

Redshirt freshman **Bapa Falemaka** (6-3, 244) stood out in spring camp in Fakailoatonga and Handley's absence.

COACH WHITTINGHAM SAYS

"Siale and Harrison are definitely the leaders of this group. They are smart, experienced, physical in the run game and outstanding receivers. They will be good mentors to our younger players."

2017 SCOUTING REPORT

DEFENSE

DEFENSIVE LINE

THE LOWDOWN

Three senior starters from last year graduated to NFL teams, joining five other former Ute defensive linemen on current NFL rosters. Look for the pipeline to keep flowing from 'Sack Lake City' to the next level with the 2017 class of defensive linemen—now in their second year under the direction of assistant coach **Lewis Powell**.

HEADLINERS RETURNING

Three of the best defensive linemen in the Pac-12 Conference return in senior tackles **Lowell Lotulelei** (6-2, 320) and **Filipo Mokofisi** (6-3, 295), and senior end **Kylie Fitts** (6-4, 260). Lotulelei and Mokofisi are both All-Pac-12 honorees (Lotulelei was first team as a sophomore) and Fitts will get his chance to join them on the all-conference team after missing most of 2016 with an injury.

NEWCOMER SPOTLIGHT

Sophomore tackle **John Penisini** (6-2, 307) had 40 tackles with 6.5 TFL, three sacks and a forced fumble as a freshman at Snow College in 2015. Don't expect much time to tick off Penisini's three-year NCAA clock before he makes an impact for the Utes.

COACH WHITTINGHAM SAYS

"Our defensive line reloads rather than rebuilds. We have a solid nucleus in seniors Lowell Lotulelei, Filipino Mokofisi and Kylie Fitts along with several talented underclassmen. We expect Bradlee Anae and Leki Fotu, who both played as true freshmen last season, to be impact players this year."

LINEBACKER

THE LOWDOWN

Unlike a year ago when assistant coach **Justin Ena** had to break in an entirely new linebacker corps, this year's unit returns four experienced players.

HEADLINER RETURNING

Once junior college transfer **Kavika Luafatasaga** (6-4, 235, Sr.) mastered the playbook, he became a dominating force at rover. Luafatasaga can chase down runners from sideline to sideline and his strong finish last year could be a precursor to an all-conference season in 2017.

NEWCOMER SPOTLIGHT

He played safety, receiver and punter at Otay Ranch High School in Chula Vista, Calif., but freshman **Devin Lloyd** (6-3, 219) will suit up at linebacker for the Utes.

COACH WHITTINGHAM SAYS

"This position group is much further ahead of where we were last year at this time. Kavika Luafatasaga, Sunia Tauteoli, Cody Barton and Donovan Thompson are now all game-tested veterans."

CORNERBACK

THE LOWDOWN

Cornerbacks coach **Sharrieff Shah** must fill gaping holes at both corners after three seniors from last year's team advanced to the NFL, including one draft pick. The good news is he has a host of athletic players capable of plugging them, among them a highly-rated recruiting class that could see the field right away. The Utes must also replace a four-year starter at nickel back.

HEADLINERS RETURNING

While most of their game experience has been on special teams, junior **Casey Hughes** (5-11, 185) and sophomore **Julian Blackmon** (6-1, 187) had standout performances at corner in the spring.

NEWCOMER SPOTLIGHT

Four-star recruit **Jaylon Johnson** (6-0, 181, Fr.) was rated in the top eight in the nation at cornerback by both Rivals and Scout. At the Opening Finals camp, he ran a laser-timed 4.47 40-yard dash and recorded a 38'3" vertical jump.

COACH WHITTINGHAM SAYS

"Although short on experience at the corner position, we feel we have a talented pool of players that possess the speed and athleticism needed to excel in our demanding man-to-man defensive schemes. Our corners will have to learn on the job against some of the best passing attacks in the country."

SAFETY

THE LOWDOWN

Even after losing Marcus Williams a year early to the NFL as a second-round draft pick, defensive coordinator/safeties coach **Morgan Scalley** will again feature one of the top safety combos in the Pac-12.

HEADLINER RETURNING

Junior **Chase Hansen** (6-3, 220) will be a preseason favorite for first-team all-conference honors after exploding onto the scene in his first full season on defense. Hansen, who came to Utah as a quarterback, led the 2016 Utes in tackles (90), passes defended (12) and pass breakups (9). The ball-hawking strong safety tied for second in the nation with four fumble recoveries and forced three fumbles.

NEWCOMER SPOTLIGHT

Junior college transfer **Corrion Ballard** (6-3, 205, Jr.) joined the team in the spring and immediately wowed his way into a starting job at free safety. A rangy player with great instincts, Ballard also fits Utah's profile of hard-hitting safeties.

COACH WHITTINGHAM SAYS

"As good as Chase Hansen was last year, we feel his best football is still ahead of him. The sky is the limit for Chase. Corrion Ballard has a very similar build and style of play as Marcus Williams, and we should once again have an outstanding pair of safeties."

KICKING GAME

THE LOWDOWN

He still has the best punter in the country on his team, but **Kyle Whittingham**—who coaches the punters and kickers—must find a replacement for school record-holder and four-time All-Pac-12 selection Andy Phillips. Utah's coverage teams and returners are solid under special teams' co-coordinators **Sharrieff Shah** and **Justin Ena**.

HEADLINER RETURNING


Junior **Mitch Wisnowsky** (6-2, 220) won the Ray Guy Award in his first season at Utah and was a unanimous consensus All-American. Wisnowsky led the nation in net punting (44.63), punts of 50+ yards (30) and punts inside the 10-yard line (17), while ranking second nationally in punt average (47.7) and punts inside the 20-yard line (34).

NEWCOMER SPOTLIGHT

Sophomore **Hayes Hicken** (5-11, 188), a kickoff specialist last season, will compete with incoming freshman **Chayden Johnston** (6-0, 160) for the placekicking job.

COACH WHITTINGHAM SAYS

"Obviously, we are in great shape at punter with Mitch Wisnowsky. However, we will be breaking in an entirely new placekicking unit after losing four year starters Andy Phillips (at kicker) and Chase Dominguez (at snapper)."



Troy Williams (#3) returns as the starting quarterback behind veteran offensive linemen Jackson Barton (#70) and Salesi Uhatafe (#74).

PLAYER BIOS

RETURNER PROFILES



2
PHILIP AFIA
Defensive Back
6-1, 195, So.
1VL
Chino Hills, Calif.
Ayala HS

UTAH: Will figure in the depth chart at free safety ... 37.5 inch vertical jump ranks second on the team.

2016—Played in six games on special teams ... honorable mention Pac-12 All-Academic.

2015—Redshirt.

HIGH SCHOOL: First-team all-Sierra League defensive back as a junior ... *Daily Bulletin* all-area honorable mention as a senior ... three-star safety by Rivals.com and Scout.com ... Rivals named him to its 2015 California Postseason Top 100 ... played safety, wide receiver and kicker for Ayala HS (Calif.) ... in seven games as a senior in 2014 (he missed the first part of the season with an ankle injury), he made 58 tackles and three interceptions ... also caught four passes for 68 yards (17.0 average) and one touchdown in 2014 ... 86 tackles and four interceptions in 10 games as a junior ... including field goals and PATs, he led his team in scoring as a junior with 38 points ... made 4-of-9 field goals and 29-of-32 PATs in three seasons ... grew up playing soccer and had never even seen a football game before going out for the Ayala team as a freshman, when he was primarily a kicker.

PERSONAL: Son of Diana Afia (pronounced ah-fee-uh) ... plans to major in economics ... born Nov. 8, 1996.

YEAR	G/GS	UT	AT	TOT	TFL	PBU	INT
2016	6/0	0	0	0	0	0	0



63
JOHN ALOMA
Snapper
6-0, 206, So.
RS
Simi Valley, Calif.
Simi Valley HS

UTAH: In the two deep at snapper during spring camp ... joined the team as a walk-on in the fall of 2016.

2016—Redshirt.

HIGH SCHOOL: Honorable mention All-Canyon League as a senior at Simi Valley HS ... 2016 Ventura County All-Star Game ... played three years of varsity ... 100 percent on all punts, PATs and field goal snaps in high school ... 41-for-41 in snaps to the punter as a junior and 66-for-66 in PAT snaps that year ... Simi Valley won the league championship in 2015 ... participated in the Top 12 & Event Elite Chris Rubio long snapping camp ... National Football Foundation scholar athlete ... competed in track and field in the shot put and discus.

PERSONAL: Son of Sergio and Kristin Aloma ... both parents are police officers at the West Hollywood Sheriff's station: father is a captain and mother is a sergeant ... twin brother Zach attends West Point ... plans to major in sociology ... born March 3, 1998.



62
AARON AMAAMA
Offensive Line
6-1, 349, Jr.
SQ
Kearns, Utah
Bingham HS

UTAH: Has participated with the team sporadically since walking on in 2014.

2016—Played on the scout teams.

2014—Redshirt.

HIGH SCHOOL: First-team all-state at Bingham HS (Utah) ... Region 3 Most Outstanding Offensive Lineman as a senior in 2013 ... two-year starter ... Bingham won the 2013 5A state championship and finished with a 14-0 record.

PERSONAL: Son of Isabelle Leota and Sui Amaama (pronounced ah-mah-ah-mah) ... sociology major ... born Feb. 21, 1996.



56
BRADLEE ANAE
Defensive End
6-3, 259, So.
1VL
Laie, Hawaii
Kahuku HS

UTAH: Projected to start at left end as a true sophomore.

2016—Played in six games ... four total tackles with 2.0 sacks ... two tackles and a sack vs. Colorado.

HIGH SCHOOL: *Honolulu Star-Advertiser* first-team all-state ... KHON Cover2 first-team all-state ... all-USA Hawaii second team ... Oahu Interscholastic Association Red Division first team ... three-star recruit by Rivals.com and Scout.com ... selected to play in the Polynesian All-American Bowl ... helped Kahuku HS win the Division 1 state title and go 13-0 in 2015 ... Kahuku reached the state semifinals in 2014 with a 9-3 record ... also played basketball and competed in the high jump for the track and field team.

PERSONAL: Son of Brad and Ina Anae (pronounced uh-nigh) ... father played football at BYU from 1979-81 and was a two-time All-American (honorable mention in 1980 and third team in 1981) before being drafted by the USFL's Houston Gamblers ... uncle Robert Anae is the offensive coordinator and inside receivers coach at Virginia ... son of Brad and Ina Anae ... five siblings ... sister Adora is an All-American and All-Pac-12 volleyball player for the Utes ... sister Pati played volleyball at Portland State ... enjoys cliff jumping, surfing and hiking ... has not declared a major ... full name is Bradlee Joseph Ioane Anae ... born Jan. 17, 1998.

YEAR	G/GS	UT	AT	TOT	TFL	SACK
2016	6/0	4	0	4	2.0-14	2.0-14

RETURNER PROFILES



84
DAKOTA BAKER
 Wide Receiver
 6-2, 180, So.
 RS
 Idaho Falls, Idaho
 Idaho Falls HS

UTAH: Walked on to the team in the fall of 2016.
2016—Redshirt.

HIGH SCHOOL: First-team all-5A 5-6 District in 2015 as a senior at Idaho Falls HS ... 63 receptions for 1,087 yards and nine touchdowns his senior season ... played in the Idaho National Guard East Idaho All-Star Game ... all-area in track ... finished third in the state in the 300 hurdles (39.25) and fifth in the 110 hurdles (15.28) as a senior while helping the 4x200 relay team finish second in the state ... fifth in the state in the hurdles as a junior.

PERSONAL: Son of T.J. and Lisa Baker ... three brothers and a sister ... father played football at BYU and grandfather Terry Baker played football at Utah (1963, 65-66) ... served an LDS mission in Atlanta ... enjoys boating ... kinesiology/exercise sport science major ... born March 19, 1996.



15
CORRIÓN BALLARD
 Defensive Back
 6-3, 205, Jr.
 JC
 Houston, Texas
 Blinn College

UTAH: Enrolled in classes for the 2017 spring semester and had a great spring camp ... projected starter at free safety.

PRIOR TO UTAH: Co-Defensive Player of the Year in the Southwest Junior College Football Conference and first-team all-conference as a sophomore safety at Blinn College in 2016 ... 41 tackles, five sacks, a forced fumble, three interceptions and eight pass breakups in 2016 ... season-high 10 tackles, an interception and a pass breakup against Kilgore College ... five sacks, an interception and four pass breakups against Arkansas Baptist College ... played in seven games as a freshman at Blinn and recorded 19 tackles and three pass breakups ... first-team All-District 16-6A as a senior at Summer Creek HS (Texas) in 2014 ... helped Summer Creek win a district title in 2013 ... honorable mention All-District basketball player.

PERSONAL: Son of Cedric Ballard and Cherie Coxeff ... one brother and three sisters ... plans to major in economics ... full name is Corrión (pronounced kory-ahn) D’Neal Ballard ... born Dec. 15, 1997.



30
CODY BARTON
 Linebacker
 6-2, 225, Jr.
 2VL
 Salt Lake City
 Brighton HS

UTAH: Participated fully in spring camp after recovering from a late season injury ... one of the leaders at rover linebacker.

2016—Played in 11 games with five starts at rover (SUU, SJSU, UCLA, ASU, Oregon) ... missed the final two games with an injury suffered against Oregon ... team’s second-leading tackler had 66 stops, including 8.5 tackles for loss and a sack ... three pass breakups ... 20 tackles against Oregon was the most in a game by a Ute since 1991 ... 11 tackles against Southern Utah ... seven tackles, 2.5 tackles for loss and two pass breakups against UCLA ... six tackles against Arizona State included 3.0 TFL.



Junior linebacker Cody Barton was Utah’s second-leading tackler in 2016.

2015—Played in 12 games on special teams ... seven tackles ... two tackles against both Oregon and Washington.

HIGH SCHOOL: *Salt Lake Tribune* and *Deseret News* first-team all-state defensive back as a senior in 2014 ... played safety and tight end ... rated a three-star recruit by Rivals.com and Scout.com ... 72 total tackles and three interceptions as a senior ... also had 27 receptions for 334 yards and two touchdowns in 2014 ... played in just three games as a junior due to injury.

PERSONAL: Son of two former Ute two-sport athletes ... father Paul played football and baseball for the Utes and spent a year in the minors with the Toronto Blue Jays’ organization ... mother Mikki Kane-Barton, a member of Utah’s Crimson Club Hall of Fame, was a two-time honorable mention All-America basketball player, the 1993 Western Athletic Conference Player of the Year and a three-time first-team all-WAC basketball pick ... she played two seasons of volleyball for the Utes and led the nation in blocks in 1993 while making the all-conference team ... three siblings ... older brother Jackson is an offensive tackle at Utah ... younger sister Dani plays volleyball at Utah and was named second-team All-Pac-12 and to the All-Freshman team in beach volleyball in the spring ... wife Blayr ... economics major ... full name is Cody Likeke Barton ... born Nov. 13, 1996.

YEAR	G/GS	UT	AT	TOT	TFL	INT	PBU
2015	12/0	3	4	7	0	0	0
2016	11/5	37	29	66	8.5-16	0	3
Career	23/5	40	33	73	8.5-16	0	3



70
JACKSON BARTON
 Offensive Line
 6-7, 312, Jr.
 2VL
 Salt Lake City
 Brighton HS

UTAH: Came out of spring ball as the leading candidate at left tackle ... Utah’s tallest player at 6’7” ... enrolled in classes and participated in camp in spring semester of 2014 after graduating from high school a semester early. **2016**—Played in 13 games on special teams and six on the offensive line with two starts (San Jose State, ASU) ... 283 plays in 12 games (stats were not kept for bowl game) ... season-high 80 plays against Washington ... one cut against San Jose State.

RETURNER PROFILES

2015—Appeared in all 13 games on special teams and in 11 games at left tackle ... totaled 208 plays in the nine games that offensive line stats were kept (no stats for Colorado or BYU games) ... season high 29 plays vs. both Oregon and USC ... three cuts included a season-high two cuts vs. USC.
2014—Redshirt.

PERSONAL: Son of two former Ute two-sport athletes ... father Paul played football and baseball for the Utes and spent a year in the minors with the Toronto Blue Jays' organization ... mother Mikki Kane-Barton, a member of Utah's Crimson Club Hall of Fame, was a two-time honorable mention All-America basketball player, the 1993 Western Athletic Conference Player of the Year and a three-time first-team all-WAC basketball pick ... she played two seasons of volleyball for the Utes and led the nation in blocks in 1993 while making the all-conference team ... three siblings ... brother Cody is a linebacker for the Utes ... younger sister Dani plays volleyball at Utah and was named second-team All-Pac-12 and to the All-Freshman team in beach volleyball in the spring ... wife Kellsie ... economics major is projected to receive his bachelor's degree in December 2017 ... full name is Jackson Paulo Barton ... born Aug. 8, 1995.



Junior Jackson Barton has played in 17 games on the offensive line the last two seasons.



18
COOPER BATEMAN
 Quarterback
6-3, 217, Sr.
TR
 Murray, Utah
 Alabama

UTAH: Transfer from Alabama walked on to the team in the 2017 spring semester ... will contend for the starting job in the fall.

PRIOR TO UTAH: Lettered three seasons for Alabama after redshirting in 2013 ... primary holder for field goals and extra point attempts in all 44 games from 2014-16 ... Alabama won the SEC title all three seasons and was the 2015 national champion ... in 13 career appearances at quarterback (1 start), he was 49-of-66 passing for 410 yards and two touchdowns (2 interceptions) ... best games in 2016 came against Kentucky (53 yards on 5-of-5 passing) and Mississippi State (50 yards and a touchdown) ... played in six games at quarterback as a junior, passing for 119 yards (12-of-14) with one touchdown and no interceptions ... career-high 98 yards and a touchdown on 11-of-17 passing against Middle Tennessee as a junior ... started against Ole Miss in 2015 and was 11-of-14 for 87 yards ... appeared in seven games at quarterback as a sophomore in 2014, throwing for 291 yards and a touchdown (2 interceptions) while completing 71.2% of his passes (37-of-52) ... three-time Utah all-state selection earned first-team honors from the *Salt Lake Tribune* as a high school senior ... first-team all-region in 2011-12 and Region 2 Offensive MVP as a sophomore ... competed in the 2013 Under Armour All-America Game ... Elite 11 finalist in 2012 ... consensus four-star recruit coming out of Cottonwood HS was ranked as the No. 3 pocket passer by ESPN, the No. 4 pro-style quarterback by 247Sports and the No. 5 quarterback prospect by Scout ... 44th in the ESPN 150 ... threw for 2,384 yards (180-of-342) and 15 touchdowns as a senior ... also had 82 rushes for 277 yards and 12 touchdowns his senior year ... as a junior, threw for 2,484 yards (168-of-308) and 26 touchdowns, while rushing for 183 yards and one touchdown on 93 carries ... 1,822 yards passing as a sophomore (117-of-202) for 23 touchdowns ... 30 rushing yards with two touchdowns as a sophomore ... team captain ... also played baseball.

PERSONAL: Son of Brett and Lisa Bateman ... two sisters ... enjoys snowboarding and hiking ... bachelor's degree in business management from Alabama ... currently taking courses toward an Educational Psychology Certificate ... born Jan. 31, 1995.

YEAR	G/GS	COM	ATT	INT	PCT	YDS	TD	LONG
2014*	14/0	0	0	0	.000	0	0	0
2015*	15/1	37	52	2	.712	291	1	31
2016*	15/0	12	14	0	.857	119	1	31
Career*	44/1	49	66	2	.742	410	2	

*at Alabama



46
TYLER BELL
 Tight End
6-4, 240, Sr.
1VL
 Fountain Valley, Calif.
 Fountain Valley HS

UTAH: Walked on to the team in 2011 and returned in 2014 after serving an LDS church mission.

2016—Played on the scout teams.
2015—Played on the scout teams ... lettered.
2014—Played on the scout teams.
2011—Redshirt.

HIGH SCHOOL: Lettered three years at Fountain Valley HS (Calif).

PERSONAL: Son of Doug and Winnie Bell ... father wrestled at South Dakota School of Mines and Technology ... two sisters and one brother ... served an LDS mission in Lansing, Mich. ... philosophy major ... full name is Tyler Mark Bell ... born April 7, 1993, in Dallas.

YEAR	G/GS	REC	YDS	AVG	TD	LONG
2014	0/0	0	0	0.0	0	0
2015	0/0	0	0	0.0	0	0
2016	0/0	0	0	0.0	0	0
Career	0/0	0	0	0.0	0	0

RETURNER PROFILES



23
JULIAN BLACKMON
 Defensive Back
 6-1, 187, So.
 1VL
 Layton, Utah
 Layton HS

UTAH: True sophomore is a candidate to start at right corner ... also a leading contender to return kickoffs.

2016—Played in nine games on special teams and appeared on defense in four games (Southern Utah, USC, Cal, Indiana) ... two tackles ... two kickoff returns for 26 yards.



Julian Blackmon is in contention to start at cornerback and return kickoffs this season.

HIGH SCHOOL: Two-time second-team all-region selection played both cornerback and wide receiver at Layton HS (Utah) ... three-star wide receiver by Rivals.com ... career defensive totals included six interceptions and 52 tackles ... 51 career receptions for 940 yards and nine touchdowns (long of 80 yards) ... injured three games into his senior season, finishing with four receptions for 108 yards (27.0 yards per catch) and one touchdown ... also had five rushes for 119 yards (23.8 average) and two touchdowns in 2015 ... as a junior in 2014, had five interceptions to go with 27 receptions for 465 yards and six touchdowns ... also played basketball ... helped Layton win the 2015 5A Utah state basketball championship ... second-team all-area and Region 1 honorable mention selection as a junior ... also ran track.

PERSONAL: Son of Johnnie Blackmon and Carol Blackmon ... stepmother is Kahea Blackmon ... brother Jarriese plays on the UC Santa Barbara basketball team ... has not declared a major ... born Aug. 24, 1998.

YEAR	G/GS	UT	AT	TOT	TFL	PBU	INT
2016	9/0	1	1	2	0	0	0




26
TERRELL BURGESS
 Defensive Back
 6-0, 188, So.
 1VL
 San Marcos, Calif.
 San Marcos HS

UTAH: Began his Utah career as a wide receiver/cornerback before moving full time to the defense partway through his true freshman season ... contender to start at nickel back ... runs a 4.45-second 40.

2016—Played in four games with three appearances on defense (Southern Utah, San Jose State, California) ... one tackle and a pass breakup against California ... played both ways early in the season and had one reception for seven yards against Southern Utah ... two kick returns for 27 yards, both against BYU.

PRIOR TO UTAH: All-CIF San Diego Section first-team wide receiver as a senior and second-team defensive back as a junior ... KUSI Silver Pigskin finalist ... three-star recruit by Scout.com and Rivals.com ... No. 6 cornerback in California by Scout.com ... eight career interceptions and 90 career tackles ... 73 career receptions for 1,288 yards and 17 touchdowns ... 61 catches for 1,162 yards and 16 touchdowns as a senior ...



Converted wide receiver Terrell Burgess is vying to start at nickel back this year.

also had 21 tackles and three interceptions in 2015 ... 51 tackles and four interceptions as a junior in 2014 ... 100-yard interception return for a touchdown against Granite Hills ... 18 tackles and an interception as a sophomore ... 23 career kickoff returns for 772 yards (33.6 average) included 13 returns for 509 yards (39.2 average) his junior season ... 99-yard kickoff return for a score against Mission Hills ... also ran track ... personal-best time of 11.14 in the 100 and 22.31 in the 200 meters ... honor roll.

PERSONAL: Son of Tyrone and Ingrid Burgess ... four siblings ... brother Isiah Hennie is a senior wide receiver at Sacramento State ... has not declared a major ... full name is Terrell Joseph-Nathaniel Burgess ... born Nov. 12, 1998.

YEAR	G/GS	UT	AT	TOT	TFL	PBU	INT
2016	4/0	1	0	1	0	1	0

RETURNER PROFILES



73
JOHNNY CAPRA
Offensive Line
6-6, 296, So.
1VL
Auburn, Calif.
Placer HS

UTAH: Secured a position in the two deep at left tackle during spring camp.

2016—Appeared in one game ... played on special teams vs. UCLA ... lettered.

2015—Redshirt.

HIGH SCHOOL: MaxPreps 2014 California Division II first-team all-state ... *Sacramento Bee* all-metro team, honorable mention all-Sac-Joaquin Section and *SportStars* All-NorCal “reserve” as a senior ... three-star recruit by Rivals.com and Scout.com ... made the Rivals.com California Postseason Top 100 ... also played some at defensive tackle and had 14 tackles and a fumble recovery in three seasons ... as a junior in 2013, he was a first-team all-Pioneer League selection.

PERSONAL: Son of Jeanine and Joey Sr. Capra ... younger brother Jacob played alongside him on the Placer HS (Calif.) offensive line ... communication major ... born Feb. 6, 1997.



8
ALEC DANA
Wide Receiver
6-2, 195, Jr.
SQ
Rancho Cucamonga, Calif.
Chaffey College

UTAH: Has one year of eligibility remaining pending a possible extension of his NCAA clock.
2016—Injuries impacted his ability to play.

PRIOR TO UTAH: Attended Chaffey College for two years—playing in 2014 and redshirting with an injury in 2015 ... 39 receptions for 543 yards (13.9 ypc) and three touchdowns in 2014 ... named SCFA Central League Player of the Week after a school-record 247 yards and two touchdowns against Moorpark ... listed in the *College Football America 2015 Yearbook* on its junior college Starting Lineup ... Chaffey played in the 2014 Western State Bowl ... three-star prospect by both Scout.com and Rivals.com ... also ran track at Chaffey and recorded season-best times of 10.86 in the 100 and 22.12 in the 200 in the spring of 2015 ... originally committed to Washington State out of Rancho Cucamonga

HS in 2013 and redshirted at College of the Desert the following fall semester ... attended three California high schools: Norco, St. Paul and Rancho Cucamonga.

PERSONAL: Son of Andre and Annisha Dana ... mother is a sergeant in the Sheriff’s department ... one brother ... expects to complete his bachelor’s degree in sociology in December 2017 ... born Nov. 30, 1995.



60
KEVEN DIXON
Offensive Line
6-5, 277, So.
SQ
Buena Park, Calif.
Buena Park HS

UTAH: Looking for playing time at right tackle.

2016—Played on the scout teams.

2015—Redshirt.

HIGH SCHOOL: First-team all-CIF Southwest Division offensive lineman as a senior in 2014 ... first-team all-Freeway League and second-team all-county OL in 2014 ... three-star recruit by Rivals.com and Scout.com ... named Buena Park HS (Calif.) co-Lineman of the Year and Most Improved Player as a senior ... also played on the defensive line and had 43 tackles (11.0 TFL, 3.0 sacks), an interception, a pass breakup and a blocked field goal in 2014 ... two career interceptions ... in 2011, he was Buena Park’s Freshman Lineman of the Year (OL/DL).

PERSONAL: Son of Sharon and Keven Dixon ... sociology major ... born Jan. 16, 1997.



37
CHRISTIAN DREWS
Linebacker
6-1, 225, Sr.
3VL
Ramona, Calif.
Ramona HS

UTAH: Walk-on for his first three seasons was awarded a scholarship during 2017 spring camp.

2016—Played in all 13 games on special teams ... three tackles ... honorable mention Pac-12 All-Academic.

2015—Played in all 13 games on special teams ... six total tackles ... tackle and a fumble recovery against Fresno State ... two tackles against Oregon State.

2014—Appeared in all 13 games, mostly on special teams ... checked in at linebacker against Idaho State ... three total tackles ... lettered as a true freshman.

HIGH SCHOOL: Three-year varsity player who played both linebacker and tight end at Ramona HS (Calif.) ... first-team all-Palomar League at tight end as a junior in 2012 ... caught 11 passes for 193 yards in 10 games as a junior team captain ... Ramona advanced to San Diego Section Division III title game in 2012 ... selected to play for the 2012 U.S. Under-17 National Team and the 2011 U.S. Under-15 National Team with USA Football ... named team’s Most Improved Offensive Player in 2011, earning honorable mention all-league honors ... 2012 and 2013 San Diego County All-Academic Football Team ... earned four letters in football and one letter in baseball.

PERSONAL: Son of Jeremy and Anne Michele Drews ... his father, the 1991 Ricks College Linebacker of the Year, walked on at Utah where he played from 1992-94 and lettered for the 1994 Freedom Bowl champion team ... two brothers ... double major in communication and economics ... full name is Christian Jeremy Drews ... born Sept. 3, 1995.

YEAR	G/GS	UT	AT	TOT	TFL	SACK
2014	13/0	2	1	3	0	0
2015	13/0	4	2	6	0	0
2016	13/0	1	2	3	0	0
Career	39/0	7	5	12	0	0



87
SIALE FAKILOATONGA
Tight End
6-4, 257, Sr.
3VL
Salt Lake City
Cottonwood HS

UTAH: Has played in just six games in the last two seasons due to injuries and missed two spring camps as well ... will enter fall camp as a co-starter at tight end.

2016—Redshirt suffered a season-ending injury during fall camp.

2015—Played in six games with five starts before suffering a season-ending injury vs. Arizona State ... at the time of the injury, he led the Ute tight ends and was fourth on the team with 12 receptions for 120 yards ... made at least one reception in every game he played ... three catches for a career-high 45 yards vs. Fresno State.

RETURNER PROFILES

2014—Appeared in all 13 games with two starts (Stanford and Colorado) ... two receptions for 33 yards ... 26-yard reception against Fresno State ... 7-yard catch vs. Colorado State in Las Vegas Bowl ... honorable mention Pac-12 All-Academic.
2013—Played in 10 games and started in one (Arizona State) as a true freshman ... also played on special teams ... two catches for 18 yards ... both catches were for nine yards (vs. Weber State and BYU).

HIGH SCHOOL: Lettered four years in football at Cottonwood HS (Utah) ... 2012 Maxpreps.com Preseason All-State ... Maxpreps.com Preseason Top 25 Tight Ends ... 22 catches for 294 yards as a junior (13.4 average).

PERSONAL: Son of Mark Wolf and Petousa Havili ... both parents are DNA analysts ... one sister ... cousin Stanley Havili played at USC and for the Indianapolis Colts, Philadelphia Eagles and Seattle Seahawks ... likes playing guitar ... graduated with a degree in sociology major in December 2016 ... will pursue a second major during his final season ... full name is Siale Ziegler Fakailoatonga (pronounced see-ah-lay fah-kah-ee-loa-tonga) ... born Sept. 24, 1994.

YEAR	G/GS	REC	YDS	AVG	TD	LONG
2013	10/1	2	18	9.0	0	9
2014	13/2	2	33	16.5	0	26
2015	6/5	12	120	10.0	0	27
Career	29/8	16	171	10.7	0	27



Senior Siale Fakailoatonga is the co-starter at tight end entering the fall.



13 BAPA FALEMAKA

Tight End
6-3, 244, Fr.
RS
Grantsville, Utah
Judge Memorial HS

UTAH: Earned a scholarship after initially walking on during 2016 fall camp.
2016—Redshirt

HIGH SCHOOL: Participated in football, basketball and track at Judge Memorial HS (Utah) ... second-team all-region in basketball as a junior in 2015 when he averaged 12.1 points and 5.7 rebounds ... 2015 Utah state shot and discus champion also placed 10th in the javelin.

PERSONAL: Son of Maila Falemaka and Stanley Falemaka ... three sisters ... second cousin Lo is a senior offensive lineman at Utah ... enjoys building and designing ... has not declared a major ... full name is Stanley Falemaka (pronounced fal-ay-ma-ka) but goes by Bapa ... born July 13, 1998.



69 LO FALEMAKA

Offensive Line
6-5, 287, Sr.
1VL
West Valley City, Utah
Cottonwood HS

UTAH: One-time walk-on is projected to start at center ... has missed 14 games over the last two seasons with injuries.

2016—Played in 10 games with two appearances on the line (San Jose State, California) ... 100 total snaps included 94 against California ... stepped in as the replacement starter for injured center J.J. Dielman in the Cal game only to suffer an injury of his own ... after missing three games, returned on special teams for the final five games.

2015—Played in the first two games against Michigan and Utah State before missing the rest of the season with an injury.

2014—Played on the scout teams.

2013—Redshirt.

HIGH SCHOOL: Lettered three years for Cottonwood High (Utah) ... Cottonwood won the 2010 Region 2 championship.

PERSONAL: Son of Alepino Lavaka and lleini Falemaka ... one of eight children (has three brothers and four sisters) ... second cousin Bapa is a redshirt freshman tight end at Utah ... enjoys playing the guitar ... sociology major ... full name is Haile Falemaka (pronounced fal-ay-ma-ka) but goes by Lo ... born Nov. 30, 1994.



83 JAMESON FIELD

Wide Receiver
5-11, 180, Sr.
2VL
Long Beach, Calif.
Mater Dei HS

UTAH: Walked on to the team during the 2014 fall camp and was awarded a scholarship.

2016—Participated on the scout teams ... lettered.

2015—Redshirt.

2014—Played in six games, including the last five, as a true freshman ... 17-yard reception against Arizona ... lettered.

PRIOR TO UTAH: Did not play football in 2013 ... first-team all-Trinity League in 2012 at Mater Dei HS ... team captain ... 41 catches as a senior for 387 yards and one touchdown ... Mater Dei was the Pac-5 Division runner up ... participated in the North-South All-Star Game ... 27 catches for 333 yards and one touchdown as a junior.

PERSONAL: Son of Matt and Trayce Field ... father is a pilot ... one younger brother ... health education major with an emphasis in emergency medical services ... full name is Jameson Dean Field ... born Aug. 19, 1995.

YEAR	G/GS	REC	YDS	AVG	TD	LONG
2014	6/0	1	17	17.0	0	17
2015	0/0	0	0	0	0	0
2016	0/0	0	0	0	0	0
Career	6/0	1	17	17.0	0	17

RETURNER PROFILES



11 KYLIE FITTS

Defensive End
6-4, 260, Sr.
1VL
San Bernardino, Calif.
UCLA

UTAH: All-conference candidate expects to be at full strength by summer after recovering from last year's season-ending injury ... received a medical hardship waiver from the NCAA to play an additional season.

2016—Played and started in two games (1 at right end, 1 at linebacker) before suffering a season-ending injury ... at the time of his injury, he was leading the team in tackles for loss (3.0) and sacks (1.5) ... four total tackles were all against Southern Utah.

2015—Played in all 13 games with 11 starts (8 at left end, 3 at right end) ... led the Pac-12 and tied for ninth in the country in forced fumbles (4) ... 0.31 forced fumbles per game led the league and tied for 13th in the nation ... led Utah and tied for fourth in the Pac-12 with 7.0 sacks ... 41 tackles (8.0 TFL) ... second on the team and tied for fourth in the Pac-12 in pass breakups (10) ... career-high seven tackles (1.0 TFL) and three pass breakups against UCLA ... six tackles (1 sack), a forced fumble and pass breakup against Washington ... five tackles and a pass breakup against Utah State ... 1.5 sacks, a pass breakup and a blocked field goal against Colorado ... sack, forced fumble and two pass breakups against Fresno State ... sack, forced fumble and a pass breakup vs.

2014—Redshirt practiced with the team but could not play in games per NCAA transfer rules.

PRIOR TO UTAH: Played in six games as a true freshman at UCLA in 2013, mostly on special teams ... had a tackle for loss against California ... played in the Army All-American Bowl out of Redlands East Valley HS (Calif.) ... four-star recruit by Rivals and Scout ... ranked as the nation's No. 9 strong side defensive end in the 2013 class by Rivals, and the 12th-best recruit in the state ... ranked as the 12th-best defensive end in the nation by Scout, and the No. 1 defensive end prospect in the West ... listed as the nation's No. 85 recruit by ESPN, ranking eighth nationally at his position, 12th overall in the West and eighth overall in California ... missed the last five games of his senior season with a broken wrist, finishing with 31 tackles, 6.0 TFL and 4.0 sacks ... two-time first-team all-Citrus Belt League, two-time first-team all-CIF Inland Division and two-time all-area ... totaled 79 tackles, 16.0 TFL and 8.5 sacks as a junior ... also all-L.A. Times Southland Team, Inland Empire all-region by ESPN, Maxpreps second-team all-state and all-Riverside County in 2011 ... Redlands East Valley HS won the Citrus Belt League championship all three years (2010-12).

PERSONAL: Son of Matt and Ysabel Fitts ... father pitched for the New York Mets' rookie team in Kingsport, Tenn., and then played on the offensive line at Cal State Fullerton ... two brothers and one sister ... double major in communication and sociology ... scheduled to graduate in December 2017 ... full name is Kylie Roy Fitts ... born Oct. 11, 1994.

YEAR	G/GS	UT	AT	TOT	TFL	SACK
2013*	6/0	1	0	1	1.0-2	0-0
2015	13/11	21	20	41	8.0-45	7.0-44
2016	2/2	2	2	4	3.0-10	1.5-9
Career	21/13	24	22	46	12.0-57	8.5-53

*at UCLA



Defensive tackle Leki Fotu is expected to see increased playing time as a sophomore.



99 LEKI FOTU

Defensive Tackle
6-5, 323, So.
1VL
West Valley City, Utah
Herriman HS

UTAH: Defensive tackle will see increased playing time as a sophomore.

2016—Played in five games as a true freshman ... one tackle against Oregon.

HIGH SCHOOL: 2015 *Deseret News* 5A MVP and first-team all-state ... 2015 *Salt Lake Tribune* first-team all-state and *All-Salt Lake Tribune* Team ... 2015 Region 4 Defensive MVP ... three-star recruit according to Scout.com ... 79 tackles and 7.5 sacks his senior season at Herriman HS (Utah) ... 10 tackles in win over Lone Peak in the 2015 Utah 5A state championship game ... caught a 24-yard touchdown pass and helped Herriman's defense hold Sky View to minus 22 rushing yards in the 2015 state semifinal game ... did not play football as a junior in 2014 ... in 2013, attended San Leandro HS (Calif.) ... also played rugby and basketball in high school ... played on the USA Rugby Boys High School All-American team ... trained with the London Wasps' rugby team in 2013.



Defensive end Kylie Fitts, who has been a starter the last two years, is an All-Pac-12 candidate.

RETURNER PROFILES

PERSONAL: Son of Toa Fotu (mother) ... family is originally from Tonga ... brother Joe played football at Illinois ... brother Anthony played football for Arizona ... has not declared a major ... name is pronounced leck-ee fo-too ... born Aug. 23, 1998.

YEAR	G/GS	UT	AT	TOT	TFL	SACK
2016	5/0	1	0	1	0-0	0-0



6
KYLE FULKS
 Wide Receiver
 5-9, 175, Sr.
 2VL
 Katy, Texas
 Blinn College

UTAH: Will enter fall camp in the two deep at X receiver ... runs a 4.45 40.

2016—Played in 12 games with three starts at slot back (SUU, BYU, California) ... six catches for 57 yards ... 36-yard reception against Indiana in the Foster Farms Bowl ... two catches for 14 yards against California ... also netted 12 yards rushing on three carries ... made three tackles on special teams ... seven kick returns for 194 yards ... career-high 115 yards on two kickoff returns against Colorado included a 93-yard return.

2015—Appeared in seven games, mostly on special teams ... one carry against Utah State ... lettered.



Senior Kyle Fulks made three starts at slotback last season.

PRIOR TO UTAH: Signed with Baylor in 2013 before going to Blinn Community College ... five tackles (0.5 sack) and a fumble recovery as a freshman in 2013 ... also had 12 receptions for 169 yards and one TD, and nine rushes for 56 yards and two touchdowns as a freshman... five catches for 72 yards vs. Tyler JC ... three catches for 54 yards and a TD and three rushes for 51 yards vs. Cisco College ... redshirted his second season at Blinn ... first-team all-district 19-5A wide receiver his junior and senior seasons at Katy HS (Texas) ... also all-district 19-5A as an all-purpose player in 2011 ... 16 receptions for 385 yards and five touchdowns as a senior ... was also a nationally ranked cornerback coming out of high school: No. 44 by 247Sports.com, No. 66 by Scout.com and No. 75 by Rivals.com ... No. 49 overall prospect in Texas by 247Sports.com ... Houston Top 100 by VYPE/Rivals publication ... led Katy High to a 16-0 season and the 2012 5A DII state championship as senior when he finished with 26 tackles, two interceptions and a pass breakup ... Katy finished 12-1 and reached DII regional semis in 2011, when he had 24 receptions for 408 yards and eight TDs ... member of Katy's 13-1 regional finalist team in 2010 ... also ran track, placing second in the 5A state meet in the 100-meter dash (10.3) and fourth in the 200 meters as a junior ... anchored the AAU record-breaking 4x100 relay team from Houston Youth Track Club that ran a 40.00.

PERSONAL: Son of La Shonda and Keith Fulks ... sociology major is on schedule to receive a bachelor's degree in December 2017 ... born Dec. 12, 1993.

YEAR	G/GS	REC	YDS	AVG	TD	LONG
2015	7/0	0	0	0	0	0
2016	12/3	6	57	9.5	0	36
Career	19/3	6	57	9.5	0	36



78
JAKE GRANT
 Offensive Line
 6-3, 290, Fr.
 RS
 Scottsdale, Ariz.
 Horizon HS

UTAH: Signed with Utah in 2015 but delayed enrolling until January 2016.
2016—Redshirt.

HIGH SCHOOL: Rated Arizona's No. 6 overall prospect and third among offensive linemen in the 2014 class by the *Arizona Republic* ... three-star recruit by Rivals.com and Scout.com ... No. 12 overall prospect in Arizona by Rivals.com

... azcentral first-team all-state as a senior ... first-team all-state, all-section and all-division as a junior in 2013 ... second-team all-*East Valley Tribune* in 2013 ... had 41 pancake blocks and did not allow a sack in 290 pass attempts as a junior ... named to the 24-7Football.com All-D1 team and the all-Paradise Valley Unified School District team as a senior ... 2014 Division I-II all-Academic team ... October 2013 Horizon Athlete of the Month ... 18 pancake blocks as a sophomore.

PERSONAL: Son of Beth and Jeff Grant ... one brother and one sister ... political science major ... full name is Jake Bradley Grant ... born Aug. 16, 1996.



36
CONNOR HALLER
 Linebacker
 6-2, 217, Fr.
 RS
 Salt Lake City
 Olympus HS

UTAH: Walked on to the team during the 2016 fall camp.
2016—Redshirt.

HIGH SCHOOL: All-state defensive back at Olympus HS (Utah) in 2013 ... two-time all-region ... 67 tackles (2.0 TFL), three forced fumbles, eight interceptions, three pass breakups and two blocked field goals as a senior ... season-high 10 tackles against Springville ... three forced fumbles and an interception against Northridge ... two interceptions against Orem ... also played receiver, making 35 catches for 412 yards and four touchdowns in 2013 ... seven receptions for 103 receiving yards and a touchdown against Taylorsville ... 59 tackles and three interceptions as a junior ... 10 tackles vs. Herriman his junior season ... also played basketball and was named to the all-star game as a senior.

PERSONAL: Son of Kameron and Cynthia Covey Haller ... youngest of six children (three brothers and two sisters) ... cousin Britain Covey, a freshman All-American for Utah in 2015, is currently serving an LDS mission ... avid reader also enjoys waterskiing and spikeball ... served an LDS mission in Scotland ... has not declared a major but is interested in business ... full name is Connor Joseph Haller ... born Mar. 28, 1996.

RETURNER PROFILES



9
DAVIR HAMILTON
 Defensive End
 6-2, 231, Fr.
 RS
 Compton, Calif.
 Long Beach Poly HS

UTAH: Onetime linebacker has moved to defensive end.
2016—Redshirt.

HIGH SCHOOL: Two-way player (linebacker and receiver) was named to the 2015 *Long Beach Press-Telegram* All-Area Dream Team as a linebacker ... invited to play linebacker in the 2015 Semper Fi All-American Bowl ... three-star recruit by Scout.com ... career totals included 108 tackles, 17.0 sacks, 723 receiving yards (10 TDs), 2,296 all-purpose yards and 25 total touchdowns ... transferred to Long Beach Poly HS from Verbum Dei HS for his senior year ... 33 tackles (4.0 sacks), three caused fumbles, two fumble recoveries, 112 receiving yards (7 catches) and two touchdowns in his only season at Long Beach Poly ... as a junior at Verbum Dei, had 58 tackles (13.0 sacks) and two interceptions ... also had 1,338 all-purpose yards, including 543 rushing yards, 541 receiving yards and 16 total touchdowns as a junior ... in just five games as a sophomore, he rushed for 669 yards and five touchdowns (7 total TDs) and had 17 tackles.

PERSONAL: Son of Huron Jackson and Tynieka Hart-Jackson ... three brothers ... enjoys playing video games and cooking ... has not declared a major ... full name is Davir (pronounced duh-veer) David Tobais Hamilton ... born July 23 1998.



5
TYQUEZ HAMPTON
 Wide Receiver
 6-2, 207, Fr.
 HS
 El Paso, Texas
 El Dorado HS

UTAH: Graduated from high school early and enrolled at Utah in the spring of 2017 ... participated in spring camp.

HIGH SCHOOL: Two-time All-District 1-6A earned unanimous first-team honors as a senior ... 74 receptions for 989 yards and 13 touchdowns in 2016 ... also rushed for two touchdowns ... 562 yards on 25 receptions with six touchdowns as a junior ... helped lead El Dorado HS (Texas) to two Division 1-6A championships ... played running back at Chapin HS (Texas) as a sophomore and rushed for 475 yards ... also played basketball and ran track ... 2016 district champion in the 200 and 4x100 relay.

PERSONAL: Son of Cathy and Marvin Thomas ... one brother and one sister ... has not declared a major but is interested in a career in nursing ... name is pronounced ty-qwez ... born on Aug. 1, 1998 in Gainesville, Fla.



88
HARRISON HANDLEY
 Tight End
 6-5, 250, Sr.
 3VL
 Sandy, Utah
 Alta HS

UTAH: Will be considered a co-starter at tight end heading into fall camp ... nine career starts ... graduated from high school mid-year and enrolled at Utah in the spring of 2013 ... two-time honorable mention Pac-12 All-Academic.
2016—Played in 10 games with four starts, missing three games due to injury ... 12 receptions for 168 yards ... three catches for 48 yards against Oregon ... three catches for 40 yards against Arizona ... two receptions for 21 yards against BYU ... one tackle on special teams ... honorable mention Pac-12 All-Academic.
2015—Played in all 13 games with five starts ... led Utah's tight ends and was fourth overall with 286 receiving yards (21 catches) ... 13.6 yards per catch was best on the team ... tied for the team lead with four touchdown catches ... caught a 59-yard TD pass at Arizona



Senior Harrison Handley is a co-starter at tight end entering the fall.

(2 catches for 69 yards) ... two receptions for 43 yards included a 39-yard TD catch against Oregon State ... five catches for 29 yards and a touchdown, against Arizona State ... three receptions for 32 yards against UCLA ... honorable mention Pac-12 All-Academic.
2014—Saw time at tight end in the last three games of the season ... lettered.
2013—Redshirt.

HIGH SCHOOL: Honorable mention all-state in 2012 ... first-team all-region 3 ... Alta High (Utah) team captain was named the Alta Impact Player of 2012 ... caught 64 passes for 779 yards and eight touchdowns in 2012 ... had three 100-yard receiving games his senior season, including 121 yards vs. West Jordan HS ... career totals were 71 catches for 868 yards and nine TDs ... Alta was the 2012 region 3 champion ... also lettered one year in lacrosse.

PERSONAL: Son of Darren and Laura Handley ... father played tight end for BYU from 1985-88 and led the Cougars in receiving in 1987 ... mother is a Utah graduate ... has four siblings, including triplets ... wife Hanna ... communication major received his degree in May 2016 ... currently taking graduate classes in the Educational, Leadership and Policy program ... full name is Harrison Gordon Handley ... born March 27, 1995.

YEAR	G/GS	REC	YDS	AVG	TD	LONG
2014	3/0	0	0	0.0	0	--
2015	13/5	21	286	13.6	4	59
2016	10/3	12	168	14.0	0	29
Career	26/9	33	454	13.8	4	59

INFORMATION

HERE'S UTAH

2017 OUTLOOK

PLAYER BIOS

COACHES & STAFF

SERIES HISTORY

2016 IN REVIEW

BOWL HISTORY

RECORD BOOK

RETURNER PROFILES



22
CHASE HANSEN
 Defensive Back
 6-3, 220, Jr.
 2VL
 Highland, Utah
 Lone Peak HS

UTAH: Utah's leading tackler last season is of the best safeties in the Pac-12 ... signed with Utah in 2012 as a quarterback, redshirting that fall before leaving for a church mission ... divided his time between quarterback and strong safety as a redshirt freshman in 2015 before switching to the defense full time his sophomore season.

2016—Honorable mention All-Pac-12 ... started all 13 games (12 at strong safety, 1 at linebacker) ... tied for second in the nation in fumble recoveries (4) ... also forced three fumbles (tied for third in the Pac-12) ... led Utah in tackles (90), passes defended (12) and pass breakups (9), ranking in the top 12 in the Pac-12 in all three categories ... 7.5 TFL, 1.0 sack ... three interceptions ... career-high 13 tackles (1.0 TFL), a pass breakup and a forced fumble against Colorado ... nine tackles (1 TFL) and a pass breakup against Arizona ... nine tackles (0.5 TFL) and an interception against Washington ... eight tackles (2.5 TFL, 1.0 sack) and an interception against Oregon State ... forced and recovered a fumble against USC and also had seven tackles and a pass breakup ... 34-yard interception



Junior defensive back Chase Hansen was Utah's top tackler in 2016.

return for a touchdown against Arizona State, along with two pass breakups and six tackles (1.5 TFL) ... recovered a fumble for a touchdown in the end zone on a muffed punt return by Oregon and added nine tackles and a pass breakup ... season-high three pass breakups and a fumble recovery against Indiana in the Foster Farms Bowl.

2015—Played in nine games (2 at quarterback, 7 at safety) with one start at strong safety before a season-ending injury ... played at quarterback against Fresno State and Oregon ... attempted one pass (against Fresno State) ... four rushes for 31 yards were all against Oregon ... made his first appearance at safety in game six against Arizona State ... finished with 17 tackles and 1.5 TFL (1.0 sack) ... started at strong safety and made a season-high 11 tackles with a forced fumble and a pass breakup against Washington before getting injured on the last play of the game ... honorable mention Pac-12 All-Academic.

2012—Redshirt.

HIGH SCHOOL: 2011 *Parade* All-American as an all-purpose player ... only *Parade* All-American from the state of Utah in 2011 ... 2011 Class 5A Player of the Year (*Salt Lake Tribune*), Mr. Football (*Deseret News*) and Utah Gatorade Player of the Year ... 2011 region MVP ... second-team all-state as a junior and first-team as a senior ... quarterbacked Lone Peak High to a 14-0 record and the Utah Class 5A state championship as a senior in 2011 when he passed for 3,066 yards and 38 touchdowns,

while completing 191-of-319 attempts ... also had 180 rushes for 1,404 yards (7.8 average) and 16 touchdowns ... averaged 219.0 yards passing and 100.3 yards rushing a game in 2011 ... passed for 242 yards and three touchdowns in 41-21 win over Fremont High in the 2011 state title game ... played 27 games in his high school career, passing for 4,878 yards and 52 touchdowns (15 interceptions) ... U.S. Air Force National Player of the Week after Lone Peak snapped Bingham High's 31-game win streak ... won two

Region IV championships at Lone Peak ... also lettered four years in basketball and played for Lone Peak's 2011 state championship team ... one letter in baseball ... academic all-region.

PERSONAL: Son of Brian and Pamela Hansen ... father played football at BYU, lettering in 1978 and 1981-82 ... four brothers and three sisters ... uncle Randy Hansen lettered on Utah's football team from 1968-70 ... uncle Bruce Hansen lettered in football at BYU in 1981 and 1985-86, and played for the New England Patriots in 1987 ... cousin Colby Hansen plays football for BYU ... enjoys ping pong, reading and wakeboarding ... served a church mission in Brisbane, Australia ... majoring in consumer and community studies with an emphasis in financial planning ... projected to receive his bachelor's degree in December 2017 ... born May 20, 1993.

YEAR	G/GS	UT	AT	TOT	TFL	INT	PBU
2015	9/1	9	8	17	1.5-9	0-0	1
2016	13/13	54	36	90	7.5-26	3-88	9
Career	22/14	63	44	107	9.0-35	3-88	10



35
SHAWN HANSEN
 Defensive Back
 5-11, 195, Jr.
 RS
 Buena Park, Calif.
 Cypress College

UTAH: Walked on to the team in the fall of 2016.
2016—Redshirt.

PRIOR TO UTAH: Two-time second-team All-Orange Empire Conference soccer player at Cypress College from 2013-14 ... scored six goals with two assists for 14 points in 21 games as a sophomore in 2014 ... participated in football, soccer and track at Cypress HS (Calif.) ... 67 tackles, three interceptions, eight pass breakups, one forced and one recovered fumble as a senior in 2008 ... also made 5-of-8 field goals and 32 PATs in 2008 ... 75 tackles and two interceptions his junior season ... captained both the football and soccer teams at Cypress High ... all-county and two-time all-league soccer player won first-team honors as a senior in 2008 ... had 11 goals and two assists for 24 points as a freshman ... also competed track, finishing fourth in the league in the pole vault as a senior.

PERSONAL: Son of Carl and Shelly Hansen ... father participated on the football team at BYU ... two brothers and two sisters ... served an LDS mission to London ... kinesiology/exercise sport science major ... born April 22, 1991.

RETURNER PROFILES



8
CHRIS HART
Defensive End
6-2, 237, So.
1VL
Fort Lauderdale, Fla.
St. Thomas Aquinas HS

UTAH: Signed with Utah as a linebacker but has moved to defensive end.

2016—Played in four games at defensive end.

2015—Redshirt.

HIGH SCHOOL: *Miami Herald* second-team Class 7A all-state in 2014 ... No. 13 player in Broward County by the *Sun Sentinel* ... No. 56 ranked prep linebacker in the country by Rivals.com ... three-star recruit by Rivals.com and Scout.com ... played linebacker for St. Thomas Aquinas HS, which won the 2014 Florida Class 7A state title, the district title and was ranked No. 1 in the state and No. 8 in the nation in 2014 by MaxPreps ... second-team all-county as a junior when he had 45 tackles, 13.0 TFL, 7.5 sacks, two forced fumbles and one fumble recovery ... also played basketball.

PERSONAL: Son of Sandra and LaVester Hart ... sociology major ... born Feb. 28, 1997.

YEAR	G/GS	UT	AT	TOT	TFL	SACK
2016	4/0	0	0	0	0	0



53
ALANI HAVILI-KATOA
Defensive Tackle
6-3, 307, Jr.
2VL
Stansbury Park, Utah
Stansbury HS

UTAH: Will be part of the defensive line rotation as the backup right tackle ... graduated from high school early and enrolled in classes in January 2014.

2016—Played in 12 games ... four tackles ... two tackles against Oregon.

2015—Played in the last 10 games on special teams after coming off the injured list.

2014—Redshirt.

HIGH SCHOOL: All-region and honorable mention all-state in 2013 ... rated the fifth-best player in Utah at any position by Rivals.com and 35th nationally among defensive tackles ... *Salt Lake Tribune* first-team 3A all-state as a junior in 2012 ... 150 career tackles (8.0 TFL) and 4.0 sacks.

PERSONAL: Son of Tapenisi Havili (mother) ... cousin Stanley Havili played at USC and for the Indianapolis Colts and Philadelphia Eagles ... double major in economics and sociology ... full name is Allan Loseli Havili, but goes by Alani Havili-Katoa (pronounced al-ah-nee ha-vee-lee kah-toe-a) ... born Feb. 19, 1996.

YEAR	G/GS	UT	AT	TOT	TFL	SACK
2015	10/0	0	0	0	0	0
2016	12/0	1	3	4	0	0
Career	22/0	1	3	4	0	0



89
CHAD HEKKING
Tight End
6-4, 245, Fr.
RS
Vacaville, Calif.
Vacaville HS

UTAH: Signed with Utah in 2015 but deferred enrolling until January 2016.

2016—Redshirt.

HIGH SCHOOL: Played quarterback at Vacaville HS (Calif.) ... three-star recruit by Rivals.com ... in 13 games as a senior in 2014, completed 75-of-131 (.573) pass attempts for 1,149 yards and 13 touchdowns (8 INT) ... also rushed 45 times for 292 yards (6.5 average) and five touchdowns ... in 12 games as a junior, was 71-of-123 (.577) passing for 1,614 yards and 17 touchdowns (4 INT) ... also punted his junior and senior seasons and was a first-team all-Monticello Empire League punter in 2013 ... had 66 career punts for 2,248 yards (34.1) with a long of 70 yards and 19 punts inside the 20 ... also played basketball and was on the track team (110 hurdles, high and triple jump).

PERSONAL: Son of Jennifer and Bob Hekking ... brother Brock Hekking was an all-conference defensive end for Nevada ... plans to major in economics ... born July 3, 1996.



96
NICK HENINGER
Defensive End
6-2, 240, Fr.
RS
South Jordan, Utah
Bingham HS

UTAH: Walked on to the team at the start of the 2016 fall camp.

2016—Redshirt.

HIGH SCHOOL: *Deseret News* 5A first-team all-state linebacker and Region 3 Defensive MVP as a senior in 2013 ... 2013 *Salt Lake Tribune* second-team all-state ... 83 tackles, five sacks, four caused fumbles, an interception and nine pass breakups his senior season ... helped Bingham HS win the 2013 5A Utah state championship and earn a top-20 national ranking ... 2014 state wrestling champion in the 195-pound weight class ... state wrestling runner-up in 2013 ... captain and MVP of Bingham's wrestling team in 2013 and 2014 ... earned the Russ Paulson Character Award ... 2013-14 Bingham Athlete of the Year.

PERSONAL: Son of Mark and Donna Heninger ... two sisters ... both parents graduated from Duke ... father was a defensive end at Duke from 1982-83 and has since completed eight Ironman triathlons ... grandfather Earl Heninger was drafted by the Chicago Cardinals in the 1953 NFL Draft ... uncle Marty (a brown belt in Gracie Jiu-jitsu) played football at Duke from 1980-84 and was the 2009 Mr. Olympia World Heavyweight Submission champion ... sister Lauren played for the Real Salt Lake women's soccer team ... hobbies include snowboarding, pickle ball and dunk ball ... has not declared a major but is interested in a career in dentistry ... served an LDS church mission in Baguio, Philippines ... full name is Nicholas Heninger ... born Nov. 19, 1995.

RETURNER PROFILES



7
DEVONTA'E HENRY-COLE
Running Back
5-8, 192, So.
1VL
Boca Raton, Fla.
St. Thomas Aquinas School

UTAH: Had an exceptional spring camp and positioned himself to compete for the starting job at running back in the fall ... team's fastest running back runs a 4.43-second 40.

2016—Played in one game as a true freshman ... one carry for two yards at Oregon State.

HIGH SCHOOL: Played in three games his senior season at St. Thomas Aquinas HS (Fla.) before being sidelined with a broken wrist ... 37 carries, 173 yards and one touchdown in 2015 ... also had two catches for 35 yards ... 25 rushes for 118 yards and a touchdown against Booker T. Washington ... team captain his senior year ... as a junior, he averaged 11.8 yards per carry, rushing 34 times for 400 yards and five touchdowns ... also ran track ... clocked in 10.87 seconds in the 100 meters and 22.63 in the 200 meters ... placed fifth in the 200 meters at the 2015 FHSAA 4A District 13 meet.

PERSONAL: Son of Gary Cole and Tanya Henry ... has not declared a major ... born Jan. 15, 1997.

YEAR	G/GS	RUSH	YDS	AVG	TD	LONG
2016	1/0	1	2	2.0	0	2



92
HAYES HICKEN
Kicker
5-11, 188, So.
1VL
Salt Lake City
Highland HS

UTAH: Projected to handle kickoffs for a second year and will also compete for the place kicking job ... backs up at punter.

2016—Played in all 13 games as kickoff specialist ... 64 kickoffs (62.2 average) with 30 touchbacks ... honorable mention Pac-12 All-Academic.

2015—Redshirt.

HIGH SCHOOL: Two-time all-state kicker for Highland HS (Utah), earning first-team honors as a junior ... two-time all-region ... team captain as a senior ... made 24 career field goals, which was tied for third all-time in Utah high school history, and his 159 extra points ranked fifth

... 231 career kicking points ... five field goals and 41 PATs as a senior in 2011 ... also had 20 receptions for 364 yards and three touchdowns, along with two interceptions, his senior season ... made 11 field goals and 49 PATs in 2010 and also had 16 receptions for 271 yards and two touchdowns in helping Highland to the 4A State Championship ... earned all-state honors in soccer with 16 career shutouts in goal ... NSCAA 2011 Boys High School Scholar All-West Team ... also played basketball ... honor roll.

PERSONAL: Son of Paul and Kelly Hicken ... father attended Utah ... one brother ... enjoys playing golf ... served a church mission in Tampico, Mexico ... Spanish major ... full name Thomas Hayes Hicken ... born Feb. 17, 1994.

YEAR	G	FGM-A	PCT	PAT	PCT	LNG
2016	13	0-0	.000	0-0	.000	--



1
BOOBIE HOBBS
Defensive Back
5-10, 180, Sr.
3VL
New Orleans, La.
Landry-Walker HS

UTAH: Looking to add nickel back to his starting duties along with his status as punt returner ... 45 career punt returns for 359 yards (8.0 average) ... 45 career punt returns is tied for eighth in school history ... team's fastest player runs a 4.38-second 40.

2016—Played in 13 games with one start at cornerback (Arizona) ... three tackles ... 35 punt returns led the nation ... third in the Pac-12 and sixth in the nation in punt return yards (274) ... sixth in the league in punt return average (7.8) ... four punt returns for 73 yards against Oregon included a 55-yard touchdown ... five punt returns in three games: 55 yards against Southern Utah, 42 yards vs. San Jose State and 35 yards against Indiana in the Foster Farms Bowl ... honorable mention Pac-12 All-Academic.

2015—Played in all 13 games ... eight total tackles and one pass breakup ... season-high three tackles against Oregon State ... secured a victory over California with a pass breakup on fourth down late in the fourth quarter ... nine punt returns for 79 yards (8.8 ypr) ... only punt return against Oregon resulted in a 69-yard touchdown on a trick play ... two kick returns for 34 yards ... honorable mention Pac-12 All-Academic.

2014—Appeared in 11 games as a true freshman, mostly on special teams ... checked in at nickel back against Fresno State and Colorado State ...

three total tackles included two against Fresno State and one at Oregon State ... returned a punt for six yards in season opener against Idaho State ... lettered.

HIGH SCHOOL: 4A first-team all-state cornerback by the Louisiana Sports Writers Association (LSWA) in 2013 ... made nine interceptions his senior season ... led Landry-Walker HS (La.)—a consolidation of two high schools, including O. Perry Walker High—to the 2013 Louisiana 4A state semifinals ... named Top Defender at the National Select 7 on 7 Championships in July 2013 ... made the 2012 all-district 9-4A team as a junior at O. Perry Walker High ... New Orleans Metro Area 4A Player of the Week as a senior after a win over Easton HS, when he returned an interception 100 yards for a game-winning touchdown and also had four pass breakups and seven tackles ... team captain ... also lettered in track.

PERSONAL: Son of Troy and Tonisha Hobbs ... one brother and one sister ... has a daughter (Paisley Edwards) ... projected to complete a bachelor's degree in sociology in December 2017 ... full name is Travonne (pronounced truh-von) Dawayne Hobbs, but prefers his nickname Boobie ... born June 28, 1995.

YEAR	G/GS	UT	AT	TOT	TFL	PBU	INT
2014	11/0	3	0	3	0	0	0
2015	13/0	5	3	8	0	1	0
2016	13/1	3	0	3	0	0	0
Career	37/1	11	3	14	0	1	0



Senior defensive back/return specialist Boobie Hobbs is Utah's fastest player.

RETURNER PROFILES



51 TREVOR HORLACHER

Linebacker
6-2, 222, Fr.
RS
Ivins, Utah
Snow Canyon HS

UTAH: Walked on to the team in the fall of 2016.
2016—Redshirt.

HIGH SCHOOL: 3AA all-state honorable mention at Snow Canyon HS (Utah) in 2013 ... two-time first-team all-region (2013 3AA South, 2012 Region 9)... high school career totals of 214 tackles, 3.0 sacks and two interceptions ... 105 tackles (8.0 TFL, 2.0 sacks) and an interception as a senior in 2013 ... rushed for 426 yards on 65 carries (6.6 ypc) and four touchdowns ... had 16 tackles (1.0 TFL) and rushed for 74 yards and a touchdown against Copper Hills ... led Snow Canyon with 109 tackles as a junior ... played rugby for Snow Canyon's 2014 state championship team ... also played soccer.

PERSONAL: Son of Bryan and Tonya Horlacher ... three sisters ... served an LDS Church mission in Mexico ... has not declared a major ... born Mar. 6, 1996.



26 JORDAN HOWARD

Running Back
5-10, 204, Sr.
SQ
Redlands, Calif.
Riverside CC

UTAH: Impressed in his one game at running back last year before a season-ending injury ... returned to action for spring camp.

2016—Played in four games, mostly on special teams ... five carries for 32 yards (6.4 avg) came in his one appearance at running back vs. Arizona ... missed the rest of the season after an injury in the Arizona game.

2015—Redshirt.

PRIOR TO UTAH: Played at Riverside City College from 2013-14 ... rushed 23 times for 118 rushing (5.1 ypc) and a touchdown in five games in 2014 ... had a 40-yard run against LA Harbor ... played in four games as a freshman in 2013 ... attended two high schools ... honorable mention all-league at Cajon HS (Calif.) his senior season in 2011, rushing for 288 yards on 37 carries with five touchdowns ... team captain ... 77 carries

for 330 yards and four touchdowns as a junior at Redlands HS (Calif.) in 2010 ... seven kickoff returns for 127 yards (18.1 average) in 2010 ... Redlands' captain in track and field.

PERSONAL: Son of Gail Howard ... one sister ... was shot in the eye when he was a junior in high school and doctors believed he would not play football again ... economics major is on track to earn a bachelor's degree in December 2017 ... born Mar. 6, 1994.

YEAR	G/GS	RUSH	YDS	AVG	TD	LONG
2016	4/0	5	32	6.4	0	7



25 CASEY HUGHES

Defensive Back
5-11, 185, Jr.
2VL
North Las Vegas, Nev.
Legacy HS

UTAH: Established himself during spring camp as a strong candidate to start at corner ... has the team's fourth-fastest 40 time (4.44 seconds).

2016—Played in nine games, mostly on special teams ... saw time at defensive back against Arizona ... five tackles and one forced fumble ... two tackles against San Jose State ... forced fumble came against SJSU ... honorable mention Pac-12 All-Academic.

2015—Played in nine games on special teams ... one tackle against Oregon ... honorable mention Pac-12 All-Academic.

2014—Redshirt.

HIGH SCHOOL: First-team all-state cornerback and second-team all-state running back as a senior at Legacy High (Nev.) ... 2012 all-Northwest League selection ... as a senior, he made 68 tackles (50 solo and 1.0 TFL), had one interception, four pass breakups and caused a fumble, while also rushing 123 times for 1,031 (8.38 average) and 14 touchdowns ... his 1,214 all-purpose yards in 2013 included 1,031 rushing, 97 receiving, 30 on interception returns, 33 on kickoff returns and 23 on punt returns and ... rushed for 207 yards and three touchdowns against Palo Verde High ... 193 yards and two touchdowns vs. Mojave HS in 2013 ... in 2012, he had 63 tackles and one interception, while rushing for more than 1,000 yards and 14 touchdowns ... also ran track and placed second in the state in the 100 meters (10.94) and third in the 200 meters (21.95) in 2012 ... ran a leg on Legacy's state champion 400 relay team.

PERSONAL: Son of Casey Hughes Sr. and Leetonia Stonum ... one brother and one sister ... sociology major ... born Nov. 22, 1995 in Los Angeles.

YEAR	G/GS	UT	AT	TOT	TFL	PBU	INT
2015	9/0	1	0	1	0	0	0
2016	9/0	4	1	5	0	0	0
Career	18/0	5	1	6	0	0	0



1 TYLER HUNTLEY

Quarterback
6-1, 190, So.
1VL
Dania, Fla.
Hallandale HS

UTAH: One of three possibilities to start at quarterback ... graduated from high school early and enrolled at Utah in January 2016.

2016—Played in four games (SUU, SJSU, Arizona, Indiana) as a true freshman ... 5-of-7 (71.4%) passing for 60 yards (0 TD, 0 INT) ... nine rushes for 15 yards and a touchdown ... completed 3-of-4 passes for 26 yards in career debut against Southern Utah ... rushed for 23 yards and a touchdown against Indiana in the Foster Farms Bowl... season-long 36-yard completion on his only pass attempt against Indiana.



Quarterback Tyler Huntley played in four games as a true freshman in 2016.

RETURNER PROFILES

HIGH SCHOOL: 2015 Florida Gatorade Football Player of the Year ... two-time all-Broward County ... went 34-10 as a starter in four years at Hallandale HS, passing for 9,053 yards and 106 touchdowns ... 237-of-387 passing for 3,636 yards and 42 touchdowns with just 10 interceptions as a senior ... Hallandale finished 10-3 and advanced to the 5A regional finals for the first time in school history in 2015 ... set a state record with 71 pass attempts against St. Thomas Aquinas, throwing for 468 yards in the game ... passed for 515 yards against Jackson HS and 380 yards against Bishop Moore ... rushed 55 times for 219 yards, including 105 yards and two TDs against Dillard HS ... second-team all-state 6A as a junior when he passed for 2,227 yards (131-of-214).

PERSONAL: Son of Ricky and Regina Huntley ... two brothers and one sister ... has not declared a major but is interested in communication ... born Feb. 3, 1998.

YEAR	G/GS	COM	ATT	INT	PCT	YDS	TD	LONG
2016	4/0	5	7	0	71.4	60	0	36



40
CODY IPPOLITO
Linebacker
5-10, 250, Sr.
TR
Paradise Valley, Ariz.
Arizona

UTAH: Transfer from Arizona was granted a five-year clock extension waiver by the NCAA ... has one season of eligibility remaining ... enrolled for spring semester but was unable to participate in camp while recovering from an injury.

PRIOR TO UTAH: Spent five seasons at Arizona, playing in 2012, 2014 and 2016 while missing the 2013 and 2015 seasons with injuries ... played in 27 games with 11 starts ... 80 tackles in Arizona career included 10.5 TFL and 2.5 sacks ... also had two fumble recoveries ... played in the first six games in 2016—starting five—and had 28 tackles (4.0 TFL, 1.5 sacks) and two fumble recoveries before a season-ending injury ... selected as a captain for games against Utah and Grambling State ... played in 14 games with six starts in 2014 and had 52 tackles, 6.5 TFL and a sack ... career-high nine tackles against Arizona State ... played in seven games on special teams and as a backup linebacker as a true freshman in 2012 ... named to the *Arizona Republic* All-Arizona team as a senior at Chaparral HS ... also named first team Arizona Football Coaches' Association all-state Division II, first-team All-Arizona Division

II and first-team all-Tribune defense in 2011 ... all-region as a high school junior ... 186 career tackles ranks sixth in Chaparral history and 122 tackles as a senior is the school's fifth-best single-season total ever ... 18 tackles for loss, two sacks, four passes defended, a blocked field goal, forced fumble and fumble recovery as a senior ... rushed 25 times 248 yards and three touchdowns and caught three passes for 21 yards and a touchdown in 2011 ... as a junior, recorded 65 tackles, five tackles for loss, three fumble recoveries, a sack and one forced fumble ... Chaparral won state championships from 2009-11.

PERSONAL: Son of Jerry Ippolito and Lisa Smith ... one brother ... earned a bachelor's degree in general studies with an emphasis in sports and society from Arizona and is now working on a certificate in the Educational Psychology Program at Utah ... born April 25, 1994.

YEAR	G/GS	UT	AT	TOT	TFL	SACK
2012*	7/0	0	0	0	0.0-0	0.0-0
2014*	14/6	33	19	52	6.5-24	1.0-4
2016*	6/5	23	5	28	4.0-13	1.5-8
Career*	27/11	56	24	80	10.5-37	2.5-12

*at Arizona



44
JAKE JACKSON
Linebacker
6-3, 230, So.
1VL
Encinitas, Calif.
La Costa Canyon HS

UTAH: Initially signed in 2012 but first went on a church mission ... joined the team in January 2015.

2016—Lettered as a member of the scout teams ... did not appear in any games.

2015—Redshirt.

HIGH SCHOOL: First-team All-Avocado West League and All-San Diego Section defense as a senior in 2011 ... won player of the week three times ... linebacker and tight end made 103 tackles with 11 sacks and had 20 receptions for 362 yards in 2011 ... as a junior, he had 31 receptions for 424 yards and four touchdowns ... chosen as the tight end for the San Diego CIF All-Star team that played in the PrepStar California Classic All-Star Game ... team awards included Mavericks' Player of the Week, Offensive Player of the Week and Hit of the Week ... La Costa Canyon High (Calif.) won the league title two years in a row ... made the Principal's List all four years.

PERSONAL: Son of Chris and Johnna Jackson ... both parents went to BYU ... two brothers and one sister ... wife Elizabeth ... hobbies include beach volleyball, skiing and wakeboarding ... served an LDS church mission in San Antonio, Texas ... business administration/finance major ... full name is Jake Christopher Jackson ... born Oct. 11, 1993 in Provo, Utah.

YEAR	G/GS	UT	AT	TOT	TFL	SACK
2016	0/0	0	0	0	0	0



18
NYGEL KING
Defensive Back
6-0, 181, Fr.
RS
Tomball, Texas
Klein Oak HS

UTAH: Positioned himself during spring camp to challenge for a starting job at cornerback.
2016—Redshirt.

HIGH SCHOOL: District 15-6A honorable mention as a senior despite a shoulder injury that caused him to miss most of the season ... 40 tackles and two interceptions ... three-star prospect by Scout.com and 247Sports.com ... No. 17 Texas cornerback recruit by Scout.com ... Klein Oak HS reached the 2014 state quarterfinals his junior season ... Klein Oak's Defensive MVP against Austin Bowie and Klein ... scored on an 85-yard fumble recovery against Klein ... also competed in track.

PERSONAL: Son of Joshua and Darlene Hawkins ... one sister ... has traveled the world ... enjoys video gaming ... has not declared a major ... born Sept. 18, 1997.

RETURNER PROFILES



64
MARK KRUGER
 Defensive Tackle
 6-2, 292, Fr.
 RS
 Orem, Utah
 Pleasant Grove HS

UTAH: Walked on to the team in January 2016 ... fourth Kruger brother to play for Utah ... 420-pound bench press ranked third on team in spring tests.
2016—Redshirt.

HIGH SCHOOL: Honorable mention all-valley in 2012 ... 36 tackles, including 3.0 sacks, as a senior at Pleasant Grove HS (Utah) in 2012.

PERSONAL: Son of Paul and Jennifer Kruger ... father played football for Oregon State ... three brothers and two sisters ... older brothers Paul (2007-08), Dave (2009-12) and Joe (2010-12) were all starting defensive linemen for the Utes ... Paul was a second-round NFL draft pick of Baltimore in 2009 and has played for three NFL teams ... Joe was selected in the seventh round of the 2013 NFL Draft by Philadelphia ... served an LDS church mission in Australia ... has not declared a major but is interested in political science ... born May 15, 1995.



66
KYLE LANTERMAN
 Offensive Line
 6-2, 290, So.
 1VL
 Long Beach, Calif.
 Woodrow Wilson HS

UTAH: Walked on performed his way into the two deep at left guard during spring camp.
2016—Lettered as a member of the scout teams ... did not appear in any games.
2015—Redshirt.

HIGH SCHOOL: All-league offensive lineman at Woodrow Wilson HS (Calif.) ... named to the 605 All-Star Game ... National Football Foundation Los Angeles Chapter Scholar Athlete ... team captain ... also participated in rugby and track.

PERSONAL: Son of Michael and Roberta Lanterman ... one brother ... is from an Army family ... enjoys gaming and hunting ... sociology major ... full name is Kyle Michael Lanterman ... born Feb. 16, 1997.



14
DREW LISK
 Quarterback
 6-1, 202, Fr.
 RS
 Draper, Utah
 Jordan HS

UTAH: Walked on to the team at the start of the 2016 fall camp.
2016—Redshirt made the travel roster as a true freshman.

HIGH SCHOOL: *Salt Lake Tribune* and *Deseret News* first-team all-state quarterback as a senior in 2015 ... 2015 All-USA Utah Football Team ... 2015 Region 3 offensive co-MVP ... led the state with 4,706 yards of total offense (sixth-most in state history) as a senior ... passed for 3,954 passing yards and 39 touchdowns and rushed for 752 yards ... had the third-most yards of total offense (618) in state history in a 55-34 win over Desert Hills HS, passing for 437 yards and rushing for 181 yards ... three-time *Salt Lake Tribune* all-state baseball player made the first team in 2015 and 2016 and the second team in 2014 ... led Jordan HS to the 2014 Utah 5A state title ... was 6-2 as a starting pitcher and batted .388 with a .904 on-base plus slugging percentage as a senior ... hit 15 doubles, two triples and a home run in his high school career ... 2016 baseball all-star game MVP also played in the 2015 underclassman all-star game ... two-time baseball all-region ... four-year letterman in football and baseball also earned a letter in basketball ... 2016 National Football Foundation and College Hall of Fame (Utah Chapter) Scholar-Athlete award winner ... member of National Honor Society.

PERSONAL: Son of Andy and Sharon Lisk ... two brothers ... participated in a week-long mission trip to Choctaw, Miss., during the summer of 2013 ... handed out clothes and incidentals to Salt Lake City homeless during Christmas of 2015 ... peer tutor ... helped students with special needs ... has not declared a major ... full name is Andrew Lisk ... born Jan. 12, 1998 in North Carolina.



93
LOWELL LOTULELEI
 Defensive Tackle
 6-2, 320, Sr.
 3VL
 South Jordan, Utah
 Bingham HS

UTAH: All-America candidate is one of the best defensive tackles in the country ... All-Pac-12 all three seasons, including first-team honors in 2015 ... starter since his true freshman season when he was a 2014 Freshman All-American ... played in 38 of 39 games with 30 starts in his first three seasons.
2016—Honorable mention All-Pac-12 ... started 12 games at right tackle, missing the California game due to injury ... 28 tackles (8.5 TFL, 3.5 sacks) ... five tackles (2.0 TFL, 1.0 sack) against both Oregon and San Jose State ... four tackles (1.0 TFL) against Washington ... four tackles with 2.0 TFL (1.0 sack) vs. Arizona State ... three tackles (1.0 TFL) against Indiana in the Foster Farms Bowl.
2015—First-team All-Pac-12 ... played in all 13 games with nine starts at left tackle ... 26 total tackles (5.0 TFL, 1.0 sack), a pass breakup and a forced fumble ... three tackles against Fresno State, Michigan, USC, Oregon State and Arizona ... his forced fumble (recovered by Utah)



Senior Lowell Lotulelei is an All-America candidate at defensive tackle.

INFORMATION

HERE'S UTAH

2017 OUTLOOK

PLAYER BIOS

COACHES & STAFF

SERIES HISTORY

2016 IN REVIEW

BOWL HISTORY

RECORD BOOK

RETURNER PROFILES

led to what proved to be the game-deciding touchdown against BYU in the Las Vegas Bowl. **2014**—First-team Freshman All-American by *USA Today* ... second-team Freshman All-American by Scout.com ... honorable mention All-Pac-12 ... true freshman played in all 13 games and started the last nine ... 33 total tackles included 4.5 tackles for loss and 4.0 sacks ... one forced fumble ... season-high six tackles vs. Oregon ... sacked Oregon's Heisman Trophy winner Marcus Mariota two times for 13 yards ... five tackles vs. UCLA and Colorado (1 sack).

HIGH SCHOOL: Played in the Semper Fi All-American Bowl in 2012 ... No. 2 overall prospect in Utah by Scout.com and 247sports.com ... *Deseret News* 2012 first-team 5A all-state ... *Salt Lake Tribune* second-team 5A all-state ... first-team all-region 3 ... 61 tackles, three sacks, two interceptions and one forced fumble his senior season ... lettered four years at Bingham High.

PERSONAL: Son of Star and Pesatina Lotulelei ... seven sisters and one brother ... older brother Star, a first-round draft pick and starting defensive tackle for the Carolina Panthers, was a first-team All-American for Utah, where he played from 2010-12 ... sociology major ... full name is Charles Lowell Lotulelei (pronounced lo-too-LEH-lay) ... born March 22, 1995.

YEAR	G/GS	UT	AT	TOT	TFL	SACK
2014	13/9	21	12	33	4.5-23	4.0-22
2015	13/9	12	14	26	5.0-16	1.0-6
2016	12/12	12	14	28	8.5-32	3.5-22
Career	38/30	47	40	87	18.0-71	8.5-50



5
KAVIKA LUAFATASAGA
Linebacker
6-4, 235, Sr.
1VL
Honolulu, Hawaii
Arizona Western College

UTAH: Honor candidate came on strong at the end of his first NCAA season in 2016 ... projected starter at rover linebacker.

2016—Played in all 13 games with eight starts ... played both rover and stud linebacker ... 52 tackles (5.0 TFL) ... three pass breakups and a forced fumble ... season-high 12 tackles (2.0 TFL) and a pass breakup against Indiana in the Foster Farms Bowl ... 10 tackles against Colorado included 2.0 TFL, a forced fumble and a pass breakup ... seven tackles against Arizona and UCLA.



Senior linebacker Kavika Luafatasaga started eight games his first year at Utah in 2016.

PRIOR TO UTAH: First-team all-WSFL and all-ACCAC in 2015 ... four-star recruit by Scout.com ... led Arizona Western with 93 tackles, including 16 TFL and four sacks as a sophomore ... also had two forced fumbles, an interception, a blocked kick and a fumble recovery in 2015 ... five double-figure tackle games ... season-high 15 tackles (3.0 TFL, 1.0 sack), an interception and a blocked kick against Pima ... Arizona Western played in the 2015 El Toro Bowl ... 66 tackles, 5.5 TFL, two sacks, two forced fumbles, three pass breakups and a fumble recovery as a freshman ... prepped at Farrington HS in Hawaii ... Farrington made the state semifinals in 2012 ... all-OIA honorable mention basketball player.

PERSONAL: Son of Peter and Nora Luafatasaga ... five siblings ... son (David Jr.) ... projected to receive his bachelor's degree in sociology in December 2017 ... teammates call him David, but he prefers Kavika (pronounced kah-veek-ka loo-uh-fah-ta-songa) for public use ... born in Samoa on Oct. 14, 1995.

YEAR	G/GS	UT	AT	TOT	TFL	SACK
2016	13/8	36	16	52	5.0-18	0-0



4
TROY MCCORMICK JR.
Wide Receiver
5-9, 175, Sr.
2VL
Katy, Texas
Mayde Creek HS

UTAH: Switched from running back to slot receiver during spring camp, where he cracked the two deep ... 4.39-second 40 is second fastest on team ... 38-inch vertical jump leads team. **2016**—Played in nine games as a backup running back, missing four games due to injury ... 39 rushes for 194 yards (5.0 average) and two touchdowns ... also had nine receptions for 91 yards (10.1 average) ... 318 all-purpose yards ... led the Utes in rushing and all-purpose yards against both SUU (56 rushing, 110 all-purpose) and BYU (62 rushing, 76 all-purpose) ... three receptions for 55 yards against SUU ... team-high 62 rushing yards on 10 carries against BYU ... seven carries for 61 yards and a 16-yard touchdown against San Jose State ... two kick returns for 33 yards ... season-long kick return of 19 yards vs. California.



Troy McCormick Jr. has moved from running back to slot receiver for his senior season.

RETURNER PROFILES

2015—Missed the entire season with an injury.
2014—Played in all 13 games ... rushed 30 times for 178 yards (5.9 average) ... also had two receptions for 18 yards and a kickoff return for 21 yards ... nine carries for 22 yards and a touchdown against Fresno State ... five attempts for a season-high 86 yards, including a 49-yard run, against Colorado State in the Las Vegas Bowl ... rushed 12 times for 36 yards in season opener against Idaho State ... six tackles on special teams ... lettered.
2013—Redshirt.

HIGH SCHOOL: 2012 19-5A all-district co-Offensive MVP and first-team running back ... 2011 second-team 19-5A all-district running back and return specialist ... 2010 honorable mention 19-5A all-district running back ... as a senior in 2012, he rushed 217 times for 1,768 yards (8.1 average, 176.8 yards per game) and 21 touchdowns ... also had nine receptions for 80 yards and averaged 35.7 yards on nine kickoff returns ... had four 200-yard games his senior season, including 285 yards and four TDs vs. Cypress Springs HS, and 270 yards and two TDs vs. Tomball HS ... 176 yards and five rushing TDs vs. Katy Taylor HS ... also returned a kickoff 98 yards for a touchdown in Katy Taylor High game ... lettered four years in football and track ... Mayde Creek HS (Texas) team captain.

PERSONAL: Son of Troy, Sr. and Carol McCormick ... two brothers and three sisters ... projected to complete a bachelor's degree in sociology in December 2017 ... full name is Troy Anthony McCormick, Jr. ... born Jan. 13, 1995 in New Orleans.

YEAR	G/GS	RUSH	YDS	AVG	TD	LONG
2014	13/0	30	178	5.9	1	49
2015	0/0	0	0	0	0	0
2016	9/0	39	194	5.0	2	31
Career	22/0	69	372	5.4	3	49

YEAR	G/GS	REC	YDS	AVG	TD	LONG
2014	13/0	2	18	9.0	0	15
2015	0/0	0	0	0	0	0
2016	9/0	9	91	10.1	0	33
Career	22/0	11	109	9.9	0	33



Filipo Mokofisi is a two-year starter at defensive tackle and registered five sacks in 2016.



45
FILIPU MOKOFISI
Defensive Tackle
6-3, 295, Sr.
3VL
Woods Cross, Utah
Woods Cross HS

UTAH: All-conference candidate will start at defensive tackle for a third season this fall ... also plays defensive end ... has played in 35 career games with 22 starts.

2016—Honorable mention All-Pac-12 ... started all 13 games (9 at tackle, 4 at right end) ... 8.0 TFL included 5.0 sacks (third on the team) ... 45 total tackles, a forced fumble, a fumble recovery and a pass breakup ... career-high eight tackles (1.0 TFL) against Arizona ... five tackles against USC and Colorado ... forced and recovered a fumble against Oregon State.

2015—Played in nine games with seven starts at right tackle ... missed four games due to injury ... also saw time at end ... 21 tackles included 3.5 tackles for loss and 1.5 sacks ... one pass breakup ... season-high four tackles with an assisted sack against Oregon ... three tackles (1 sack) and a pass breakup against California ... both tackles against BYU in the Las Vegas bowl were unassisted tackles for loss.

2014—Played in all 13 games with two starts ... 17 tackles, 3.0 TFL, 1.5 sacks and a fumble recovery ... three tackles in his first career start at Oregon State ... four tackles, including 2.0 TFL and a sack, vs. Fresno State ... credited with 0.5 TFL vs. Michigan and Stanford ... honorable mention Academic All-Pac-12 Conference.
2013—Redshirt.

HIGH SCHOOL: First-team 4A all-state (*Salt Lake Tribune* and *Deseret News*) ... first-team all-region 6 ... 49 tackles, six sacks, one interception his senior year ... also played basketball, averaging 8.1 points per game as a junior.

PERSONAL: Son of Filipino Mokofisi Sr., and Maria Tonga ... father was a first-team all-Western Athletic Conference linebacker for Utah, where he lettered from 1982-85 ... father was drafted in the eighth round by the New Orleans Saints in the 1986 NFL Draft ... sociology major is scheduled to earn his degree in December 2017 ... name is pronounced fill-ee-po moko-fee-see ... born March 26, 1995.

YEAR	G/GS	UT	AT	TOT	TFL	SACK
2014	13/2	6	11	17	3.0-8	1.5-6
2015	9/7	10	11	21	3.5-12	1.5-7
2016	13/13	34	11	45	8.0-27	5.0-24
Career	35/22	50	33	83	14.5-47	8.0-37



RETURNER PROFILES



2
ZACK MOSS
 Running Back
5-10, 210, So.
1VL
 Hialeah Gardens, Fla.
 Hallandale HS

UTAH: Considered a potential starter at running back.

2016—Played in 10 games with three starts ... averaged 83.7 yards in the three games he started (SJSU, USC, California) before missing the next two games due to injury (also missed game one with an injury) ... second on the team in net rushing yards (382) and carries (84), while averaging 4.5 yards per carry ... two touchdowns ... led Utah in rushing against San Jose State (95 yards, 1 TD) and USC (90 yards) ... 58 yards on 12 carries in career debut against BYU ... 66 yards and a touchdown against California ... one reception for four yards vs. USC.

HIGH SCHOOL: Named the running back MVP at the Rivals Camp Series in Miami ... led Hallandale HS (Fla.) with 1,098 yards rushing and 17 touchdowns on 145 carries as a senior ... also had 25 receptions for 425 yards and four touchdowns ... rushed for 137 yards and three touchdowns on just eight carries (17.1 yards per rush) against Stranahan HS and was named the HSPN Sports Player of the Game ... 128 yards



Zack Moss averaged 83.7 yards rushing in three starts as a freshman last season.

rushing with two touchdowns, along with 83 yards receiving and one TD against Coconut Creek ... played at Mater Academy Charter his first three years of high school ... had 50 carries for 305 yards and three touchdowns as a junior ... also caught six passes for 50 yards and two touchdowns in 2014 ... 156 yards rushing and 54 yards receiving as a sophomore, when he also played defense and made 58 tackles.

PERSONAL: Son of Anthony and Cassandra Moss ... related to Santana Moss, an All-American at Miami who had more than 10,000 yards receiving during a 14-year NFL career, and Sinorice Moss, a second-round draft pick out of Miami who spent six years in the NFL ... enjoys playing golf and baseball ... has not declared a major ... full name is Zaccheus Malik Moss ... born Dec. 15, 1997.

YEAR	G/GS	RUSH	YDS	AVG	TD	LONG
2016	10/3	84	382	4.5	2	51



35
SAMSON NACUA
 Wide Receiver
6-3, 189, Fr.
RS
 Provo, Utah
 Timpview HS

UTAH: Walked on to the team in August of 2016 and was awarded a scholarship during camp.
2016—Redshirt.

HIGH SCHOOL: 2015 first-team all-state and All-Salt Lake Tribune team ... USA Today All-USA Utah Football second team as a senior in 2015 ... two-time all-region: Region 7 MVP in 2015 and Region 8 second team in 2014 ... helped Timpview HS win the 2014 Utah 4A state title (state runner-up in 2015) ... 2,000 career receiving yards on 106 receptions (18.9 ypc) ... as a senior, he had 64 receptions for 1,359 yards and nine touchdowns ... named the 2015 Great American Rivalry MVP after racking up 226 all-purpose yards (including a 99-yard kickoff return) and two touchdowns against Provo HS ... nine receptions for 135 yards in 2015 state championship game against East ... 42 catches for 641 yards and eight touchdowns as a junior in 2014 ... also played basketball.

PERSONAL: Son of Penina and the late Lionel Nacua ... five brothers and one sister ... brother Kai played safety at BYU (2013-16) and is a free agent with the Cleveland Browns ... has not declared a major ... full name Samson Lionel Nacua ... born Jan. 20, 1998 in Las Vegas.



77
DARRIN PAULO
 Offensive Line
6-5, 312, So.
1VL
 Sacramento, Calif.
 Grant HS

UTAH: Came out of spring camp as the starter at left guard.

2016—Played in all 13 games on special teams and played one snap at guard against Oregon State ... honorable mention Pac-12 All-Academic.
2015—Redshirt ... made the travel squad.

HIGH SCHOOL: MaxPreps second-team all-state in 2014 ... MaxPreps all-Norcal first-team offensive tackle 2014 and second team in 2013 ... 2014 *Sacramento Bee* all-Metro ... Offensive Lineman of the Year in the Delta Valley Conference his junior season ... three-star recruit by Rivals.com and Scout.com ... No. 62 ranked offensive tackle by Rivals.com ... helped Grant HS (Calif.) to a 14-1 record his senior year ... placed second in discus throw (184'2) at the 2014 CIF state track and field championship ... had a 56'6.25" best in the shot put.

PERSONAL: Son of Jane and Lee Paulo (pronounced pow-loe) ... majoring in economics and sociology ... born March 6, 1997.



76
SCOTT PECK
 Offensive Line
6-6, 307, Fr.
RS
 Spokane Valley, Wash.
 Central Valley HS

UTAH: Could back up at right tackle ... graduated from high school early and enrolled in classes at Utah in January 2016.
2016—Redshirt.

HIGH SCHOOL: Rated the No. 1 offensive tackle in Washington by Scout.com ... all-state as a senior ... two-time first-team all-Greater Spokane League ... helped Central Valley reach the state playoffs in 2015 after the team won just three games the year before ... also played basketball and participated in track and field (shot, discus and hammer throw).

PERSONAL: Son of Rob and Christy Peck ... one sister ... kinesiology/exercise sport science major ... full name is Robert Scott Peck ... born Oct. 23, 1997.

RETURNER PROFILES

INFORMATION

HERE'S UTAH

2017 OUTLOOK

PLAYER BIOS

COACHES & STAFF

SERIES HISTORY

2016 IN REVIEW

BOWL HISTORY

RECORD BOOK



Caleb Repp, a former tight end, has moved to defensive end for his sophomore season.



47

CALEB REPP

Defensive End
6-5, 222, So.
1VL
Rancho Cucamonga, Calif.
Los Osos HS

UTAH: Now at defensive end after playing tight end as a true freshman and wide receiver as a redshirt last year ... expects to see playing time at left end this fall ... has a 37 inch vertical jump. **2016**—Redshirt.

2015—Played in 11 games with six starts at tight end/receiver ... made his first career appearance against Oregon and caught two passes for 25 yards and two touchdowns (also his season totals).

HIGH SCHOOL: Three-star recruit by Rivals.com and Scout.com ... as a senior at Los Osos HS (Calif.), had 34 receptions for 498 yards and five touchdowns ... due to a broken hand, he played in just six games in 2014, when he averaged 83.0 yards per game ... also had five tackles and two interceptions his senior year ... 27 catches for 502 yards (18.6 yards per catch) and seven touchdowns as a junior ... also played basketball and ran track ... best times included 11.65 (100 meters), 22.17 (200 meters) and 48.83 (400 meters).

PERSONAL: Son of Sharon and Gary Repp ... sociology major ... born March 6, 1997.

YEAR	G/GS	UT	AT	TOT	TFL	SACK
2015	11/6	0	0	0	0	0

Murray High captain ... 1,218 total yards in 2014 included 679 yards receiving, 303 yards rushing and 236 yards passing ... nine receiving, four rushing and three passing touchdowns his senior season ... missed most of his junior season with a shoulder injury, finishing with 374 passing yards and two touchdowns, as well as 21 rushes for 88 yards and two scores ... passed for 633 yards (48-for-88) and six touchdowns as a sophomore, while rushing for 107 yards on 44 carries ... also played hockey and baseball ... received Utah High School Hockey's Tim Hixson Memorial Award and Scholarship in 2014-15 ... second-team all-region in baseball as a senior.

PERSONAL: Son of Mike and Heidi Richmond ... father lettered three years in football at Utah (1988-90), playing 18 games at quarterback with nine starts ... mother was a Utah cheerleader ... two sisters ... exercise science major ... born June 17, 1997.



41

HUAATI PUTUTAU

Defensive Tackle
6-3, 288, Fr.
RS
Salt Lake City
Cottonwood HS

UTAH: Has four years to play four ... signed in 2014 before leaving on an LDS church mission to Orlando, Fla.; returning in 2016.

2016—Redshirt.

HIGH SCHOOL: First-team all-region linebacker for Cottonwood HS (Utah) as a senior in 2013 ... 72 tackles, 4.0 sacks, two interceptions and four fumble recoveries in 2013 ... 44 tackles, 2.0 sacks, four interceptions and a forced fumble as a junior ... played some at receiver ... also played basketball.

PERSONAL: Son of Howard Sr. and Taina Pututau ... is oldest of eight children ... of Tongan heritage ... has not declared a major ... full name is Howard Hunter Pututau Jr. ... goes by Hauati Pututau (pronounced how-ott-ee poo-too-tao) ... born Feb. 24, 1996.



10

RILEY RICHMOND

Wide Receiver
5-7, 163, So.
RS
Salt Lake City
Snow College

UTAH: Joined the Utes as a walk-on midway through camp in August 2016.

2016—Redshirt.

PRIOR TO UTAH: As a multi-purpose player at Snow College in 2015, completed 13-of-21 passes for 218 yards and a touchdown, rushed 23 times for 62 yards and a touchdown and had two receptions for 12 yards ... 2014 honorable mention all-state and first-team all-region as a Murray HS (Utah) senior ... two-year



42

MARCUS SANDERS-WILLIAMS

Running Back
5-11, 234, Sr.
3VL
Las Vegas, Nev.
Durango HS

UTAH: Returned to running back in the spring after working with the linebackers last season.

2016—Redshirt missed season with an injury.

2015—Played in 11 games, including seven games at running back ... two rushes for four yards ... three receptions for 19 yards ... 17-yard reception at USC ... two rushes for four yards at Oregon ... honorable mention Pac-12 All-Academic.

2014—Appeared in all 13 games, mostly on special teams ... eight tackles included four stops against Idaho State ... Pac-12 All-Academic second team.

2013—Played in five games, primarily on special teams ... subbed in at running back against Weber State, rushing 10 times for 40 yards and a 1-yard touchdown ... also had a tackle against Weber State ... lettered as a true freshman.

HIGH SCHOOL: All-Northwest League co-Offensive MVP in 2012 ... All-Nevada Football team ... beat nearly 1,300 other recruits in April 2012 by recording the highest score at the Nike Football SPARQ Combine in Long Beach, Calif., where he had the top 40-yard dash time (4.43 seconds) and vertical jump (39.4 inches) ... 154 carries for 1,213 yards (7.88 average) and 19 rushing touchdowns (20 total) as a senior at

RETURNER PROFILES

Durango HS (Nev.) ... 113 yards on 12 carries, including an 80-yard TD, in the quarterfinals of the 2012 Division I Sunset Region playoffs ... 259 yards and four touchdowns in a win over Sierra Vista HS ... 163 yards and three touchdowns in a win over Spring Valley HS ... as a junior in 2011, he was eligible to play in only the last three games of the season for Durango after transferring from Bishop Gorman HS ... rushed for 237 yards and two touchdowns against Sierra Vista, scored twice against Pahrump Valley and returned a kickoff 93 yards for a touchdown against Desert Oasis in 2011 ... played in four games as a sophomore at Bishop Gorman in 2010 before transferring ... also ran track.

PERSONAL: Son of Vincent and Tammera Williams ... one sister and one brother ... received a bachelor's degree in economics in May 2017 ... born Aug. 10, 1995.

YEAR	G/GS	RUSH	YDS	AVG	TD	LONG
2013	5/0	10	40	4.0	1	10
2014	13/0	0	0	0.0	0	0
2015	11/0	2	4	2.0	0	2
2016	0/0	0	0	0	0	0
Career	29/0	12	44	3.7	1	10



Senior Marcus Sanders-Williams returns to the offensive backfield after working out with the linebackers last season.



59 TUCKER SCOTT

Offensive Line
6-4, 282, Fr.
RS
San Clemente, Calif.
San Clemente HS

UTAH: Got reps at offensive guard in the spring. **2016**—Redshirt.

HIGH SCHOOL: Two-time first-team All-Sea View League ... all-CIF Southern Section Southwest Division as a junior ... helped San Clemente HS (Calif.) to two CIF-SS Southwest Division runner-up finishes ... also played basketball as a sophomore ... worked with people with special needs as part of a leadership program.

PERSONAL: Son of Lance and Stacy Scott ... father was a two-time all-WAC center for Utah and a fifth-round NFL draft pick who had a six-year career with the Arizona Cardinals, New York Giants and New England Patriots (1995-2000) ... three siblings ... enjoys surfing ... has not declared a major ... born July 14, 1997.




23 ARMAND SHYNE

Running Back
5-11, 210, Jr.
1VL
Oakland, Calif.
American River College

UTAH: Will enter fall camp as one of the favorites to start at running back ... coming off an injury that cost him more than half of the 2016 season (also missed spring training). **2016**—Played in five games with one start (Arizona) before suffering a season-ending injury ... was leading the team in rushing at the time of his injury and finished third in net yards (373) and fourth in carries (78) ... four rushing touchdowns ... averaged 74.6 yards per game and 4.8 yards per carry ... 101 rushing yards and a touchdown against Arizona ... 99 yards and two touchdowns vs. California ... 92 yards rushing and one TD vs. San Jose State.

PRIOR TO UTAH: All-Nor-Cal League as a freshman at American River College in 2015 ... 128 carries for 734 yards rushing (5.7 average) with eight touchdowns ... three 100-yard rushing games ... season-high 131 yards rushing (8.2 average) with two touchdowns against De Anza ... two-time All-Oakland Athletic League



Armand Shyne was leading Utah in rushing in 2016 before suffering a season-ending injury.

selection for Skyline HS (Calif.) ... honorable mention All-Metro as a senior ... ran for 1,828 yards on 180 carries (10.2 average) with 19 touchdowns as a senior ... one 300-yard rushing game and four 200-yard rushing games ... also had five receptions for 197 yards, played safety and punted in high school ... named the East Bay Athlete of the Week after running for 357 yards and five touchdowns against San Lorenzo HS ... had 377 all-purpose yards and four total touchdowns against Oakland Tech (295 yards and three touchdowns rushing and 82 yards and one TD receiving) ... as a junior, he rushed for 1,069 yards and five touchdowns on 192 carries and had six 100-yard rushing games ... also competed in track and field and qualified for the state meet in the shot put and discus as a senior ... set a Junior Olympic meet record in the Midget Boys javelin at the 2009 USATF Junior Olympic Championships (51.98m) and won the event two years in a row (2008-09) ... held the national youth record in the Bantam Boys javelin (41.16m) ... won the shot put in the Bantam Boys age group at the 2007 USATF Junior Olympic Championships (10.38m).

PERSONAL: Son of Anthony Shyne and Angelina Gilyard-Shyne ... mother is a teacher ... two brothers ... hobbies include playing pool and bowling ... will declare a major before fall semester starts, likely in kinesiology ... born June 22, 1997.

YEAR	G/GS	RUSH	YDS	AVG	TD	LONG
2016	5/1	78	373	4.8	4	26

RETURNER PROFILES



Sophomore Demari Simpkins emerged as the starting slot back after spring ball.



17 DEMARI SIMPKINS

Wide Receiver
5-10, 181, So.
1VL
Carol City, Fla.
Hallandale HS

UTAH: Came out of spring camp as the starting slot back.

2016—Played in all 13 games with five starts ... 19 catches for 158 yards and one touchdown ... season-high 58 yards on four catches vs. Indiana in the Foster Farms Bowl ... three catches for 30 yards against California ... caught a two-point conversion against UCLA ... scored his first career touchdown against Colorado (2 catches, 15 yards).

HIGH SCHOOL: Had 38 receptions for 506 yards and seven touchdowns as a senior at Hallandale HS (Fla.) ... four catches for 137 yards (34.3 average) and two touchdowns vs. Bishop Moore HS ... rushed 15 times for 47 yards in 2015 ... played quarterback at Miramar HS (Fla.) as a junior, passing for 574 yards ... honorable mention all-Broward County in 2014 ... also had 45 rushes for 371 yards, as well as six touchdowns and four receptions for 54 yards his junior season ... honor roll.

PERSONAL: Son of Lamar Simpkins and Denise Scott ... five brothers and two sisters ... brother Jamar Simpkins plays football at Western Michigan ... has not declared a major, but is leaning towards communication ... full name is Demari Keion Simpkins (pronounced da-marr-ee) ... born May 28, 1998.

YEAR	G/GS	REC	YDS	AVG	TD	LONG
2016	13/5	19	158	8.3	1	23



11 RAELON SINGLETON

Wide Receiver
6-3, 212, Jr.
2VL
Crosby, Texas
Crosby HS

UTAH: Projected starter at X receiver.

2016—Played in 13 games with seven starts ... team's second-leading receiver had 464 yards on 27 receptions with four touchdowns ... third in the Pac-12 in yards per catch (17.17) ... career-high 116 yards (29.0 yards per catch) and three touchdowns against Arizona State ... 98 yards against California ... 56 yards against Southern Utah ... 42 yards and a touchdown against USC.



Junior Raelon Singleton was Utah's second-leading receiver last season.

2015—Played in eight games with one start (Arizona) after returning from injury ... six catches for 49 yards ... three receptions for a season-high 25 yards against Oregon State ... two catches for 18 yards at USC.

2014—Redshirt missed the season with an injury.

HIGH SCHOOL: First-team all-19-4A district and first-team all-area in 2013 ... made 2013 all-VYPE football team as a "Can't Forget" receiver ... 33 receptions for 773 yards (23.42 average) and 16 touchdowns in eight games as a senior ... averaged 96.6 yards per game in 2013 when he helped Crosby High (Texas) win the Bi-District championship and advance to the Region III-4A area playoffs ... 622 receiving yards and seven TDs as a junior, when he also returned a kickoff 45 yards ... had 179 yards on seven catches and four touchdowns in win over Barbers Hill ... also played basketball and was first-team all-district and all-area in 2012-13 when he averaged 10.9 points, 7.3 rebounds and 1.2 blocks per game ... as a sophomore, he averaged 9.9 points, 6.5 rebounds and 1.3 blocks a game ... earned three letters in track and field.

PERSONAL: Son of Paul and Rochelle Singleton ... father is a school district supervisor ... two brothers ... sociology major ... full name is Raelon (pronounced ray-len) James Singleton ... born Aug. 26, 1996.

YEAR	G/GS	REC	YDS	AVG	TD	LONG
2015	8/1	6	49	8.2	0	14
2016	13/7	27	464	17.2	4	64
Career	21/8	33	513	15.5	4	64



21 TYRONE SMITH

Defensive Back
6-4, 204, Jr.
2VL
Fresno, Calif.
Edison HS

UTAH: Moved full-time to cornerback at the end of last season after playing receiver in all but two games in his first two seasons ... challenging for a starting position on defense.

2016—Played in 10 games (8 at receiver, 2 at cornerback) ... three starts were all at receiver ... played cornerback in final two games against Colorado and Indiana but did not record any statistics ... missed San Jose State, USC and Oregon games with injuries ... 10 catches for 148 yards (14.8 average) ... led Utah against BYU with a career-high 60 yards receiving on just two catches, including a career-long 49-yard reception ... two catches for 43 yards against California ... touchdown came on a one-handed grab against Arizona.

RETURNER PROFILES



Tyrone Smith has moved to cornerback after playing receiver the first two years of his career.

2015—Played in all 13 games with four starts at receiver ... 18 catches for 193 yards (10.7 average) ... on third down plays, he made nine receptions for 116 yards (an average of 12.89 yards) with six first downs ... season-high three catches for 50 yards against Arizona State (16.7 average) ... two receptions for 26 yards against Colorado.

HIGH SCHOOL: Did not play in 2014 while completing academic requirements ... CentralValleyFootball.com's People's Choice All-Valley second team as a senior in 2013 ... named to the 2014 City County All-Star Game ... 20 catches for 437 yards as a senior at Edison HS (Calif.) in 2013 ... four catches for 131 yards with two touchdowns in win over Sanger ... Edison went 9-2 in 2013 ... 14 catches for 324 yards in 2012 ... also played basketball and ran track.

PERSONAL: Guardian is his grandmother Veronica Spicer ... sociology major ... nickname is T-Bone ... born Sept. 3, 1996.

YEAR	G/GS	REC	YDS	AVG	TD	LONG
2015	13/4	18	193	10.7	0	25
2016	10/3	10	148	14.8	1	49
Career	23/7	28	341	12.2	1	49

YEAR	G/GS	UT	AT	TOT	TFL	PBU	INT
2016	10/3	0	0	0	0	0	0



28 JUSTIN TATOLA

Running Back
5-11, 201, So.
SQ
So. San Francisco, Calif.
Junipero Serra HS

UTAH: Walked on to the team in the fall of 2015.
2016—Played on the scout teams.
2015—Redshirt.

HIGH SCHOOL: Honorable mention all-*Daily News* and first-team all-West Catholic Athletic League selection in 2014 ... helped Junipero Serra HS (Calif.) earn a share of the WCAL championship in 2013 and 2014 ... 44 tackles and 12.0 tackles for loss (5.0 sacks), two interceptions, a pass breakup, forced fumble and fumble recovery as a senior in 2014 ... 48-yard interception return for a touchdown against St. Ignatius ... had a sack and blocked punt on back-to-back plays against Bellarmine.

PERSONAL: Son of Okusitino Apele anad Pelelina Tatola ... four brothers ... brother Mike played football at the University of San Diego ... enjoys bowling, golfing and snowboarding ... has not declared a major ... full name is Justine Tuakoi Tatola ... born Aug. 31, 1997.



10 SUNIA TAUTEOLI

Linebacker
6-0, 227, Sr.
2VL
Salt Lake City
Snow College

UTAH: Could start at mac linebacker for a second season.
2016—Played in 11 games with 10 starts at mac linebacker ... missed the UCLA and Oregon games and playing sparingly against Colorado due to injury ... 57 tackles (3.0 TFL, 1.0 sack), an interception, forced fumble, fumble recovery and pass breakup ... season-high 11 tackles and a forced fumble against USC ... FWAA/Bronko Nagurski National Defensive Player of the Week and Pac-12 Player of the Week against BYU, when he recorded six tackles, an interception (returned 41 yards for a touchdown) and a fumble recovery ... also against the Cougars, he assisted on the tackle that stopped BYU's two-point conversion attempt with 18 seconds remaining ... 10 tackles (1 TFL) and a pass

breakup against Indiana in the Foster Farms Bowl ... led Utah with eight tackles against San Jose State (1.5 TFL, 1.0 sack).

2015—Played in nine games, appearing on defense in three (Utah State, USC and Washington) ... had an assisted TFL at USC.

PRIOR TO UTAH: Played one season at Snow College in 2013 ... led team with 92 tackles and 14.5 TFL, while ranking second in sacks (3.0) ... also forced two fumbles, had two pass breakups, recovered a fumble and had a 23-yard interception return ... attended classes at Salt Lake Community College in the fall of 2014 ... prepped East HS (Utah) ... first-team all-region selection by the *Deseret News* in 2008.

PERSONAL: Son of Lihai and Petisili Tauteoli ... received a bachelor's degree in communication in December 2016 and is now taking graduate courses in the Educational Leadership & Policy program ... full name is Sunia Tu'uhetaufa Tauteoli (pronounced soo-nee-uh tao-tee-oh-lee) ... born April 30, 1991.

YEAR	G/GS	UT	AT	TOT	TFL	SACK
2015	9/0	0	1	1	0.5-1	0-0
2016	11/10	29	28	57	3.0-13	1.0-8
Career	20/10	29	29	58	3.5-14	1.0-8



Senior Sunia Tauteoli made 10 starts at linebacker last season.

RETURNER PROFILES



3 DONAVAN THOMPSON

Linebacker
5-10, 222, So.
1VL
Miami, Fla.
Miami Central HS

UTAH: After playing mostly on special teams as a true freshman, he is a contender to start at mac linebacker this fall.

2016—Played in eight games on special teams and also saw time on defense in two games (Oregon, Colorado) ... 12 tackles ... five tackles with a TFL vs. Oregon.

HIGH SCHOOL: Two-time all-state linebacker earned first-team honors as a senior ... helped lead Miami Central HS (Fla.) to four state championships ... 135 tackles, 11 sacks as a senior ... forced a fumble in the 2015 state championship game that led to a touchdown ... named the 2014 all-Miami-Dade & Keys Underclassman of the Year as a junior ... led Miami-Dade County in tackles in 2014 with 167 stops ... also had 14 sacks, two fumble recoveries, two forced fumbles and two interceptions in 2014.

PERSONAL: Son of Frank Thompson and Daniela Roberts ... enjoys reading ... has not declared a major ... born Oct. 20, 1996.

YEAR	G/GS	UT	AT	TOT	TFL	SACK
2016	8/0	6	6	12	1.0-1	0-0



65 PAUL TOALA

Offensive Line
6-4, 317, So.
RS
Burien, Wash.
Dixie State College

UTAH: Walk-on has come on strong and could be the No. 2 center ... second on the team in spring tests for both the bench press (430 pounds) and number of reps at 225 pounds (33).

2016—Redshirt.

HIGH SCHOOL: Played in 11 games with six starts at Dixie State in 2012 ... two-time first-team All-Seamount League selection as an offensive tackle at Highline HS (Wash.) ... 2011 National Football Foundation (Seattle-King County Chapter) Scholar-Athlete ... qualified for the state championship in both the shot put and discus as a senior ... wrestled as a heavyweight at the 2012 state championships

... 2012 Highline Public Schools Scholar-Athlete Scholarship winner.

PERSONAL: Son of Levo and Rosalina Toala (pronounced toe-ah-luh) ... three brothers and one sister ... served an LDS church mission in Mexico ... has not declared a major ... born July 26, 1994.



49 PITA TONGA

Defensive Tackle
6-1, 287, Fr.
RS
Taylorsville, Utah
Highland HS

UTAH: Benefited from strength training during his redshirt freshman season, adding 30 pounds ... signed with the Utes in 2014 before leaving on an LDS church mission to Lima, Peru.

2016—Redshirt.

HIGH SCHOOL: Second-team all-state as a senior in 2013, when he had 55 tackles with 17.0 tackles for loss and 2.0 sacks ... Highland High (Utah) team captain ... also participated in basketball and track and field ... attended Brighton HS his freshman year.

PERSONAL: Son of Pita Tonga, Sr. and Susana (Tauteoli) Tonga ... both parents played for Utah ... father was a Ute linebacker from 1988-92 and led Utah with 94 tackles in 1990 ... mother was a first-team all-conference basketball player for Utah and her 36 points against Fresno State set a school record (since broken) ... father is a fireman and mother is a probation officer ... cousin of Ute defensive tackle Filipo Mokofisi ... has not declared a major ... full name is Pita Vi Folaumoetu'i Tonga (pronounced peet-tuh tong-guh) ... born April 11, 1996.



92 MAXS TUPAI

Defensive End
6-1, 251, Fr.
RS
Taylorsville, Utah
Murray HS

UTAH: Will break into the rotation on the line this fall as the backup at right end.

2016—Redshirt.

HIGH SCHOOL: As a senior in 2015, he was one of five national finalists for the Butkus Award, which honors the country's top linebacker ...

No. 1 overall recruit in the state of Utah by Rivals.com ... No. 4 defensive end recruit in the West by Scout.com ... four-star recruit by Rivals.com, Scout.com and 247Sports.com ... two-time 4A all-state defensive lineman made the first team as a senior ... all-USA Utah first team in 2015 ... named to the all- *Salt Lake Tribune* Team ... Region 6 Defensive MVP in 2015 and Region 7 Defensive MVP in 2014 ... Region 7 first team as a sophomore ... selected to play in the Polynesian All-American Bowl ... 229 career tackles, 42.5 career sacks and seven career caused fumbles ... 116 tackles, 32 tackles for loss, 23.5 sacks, five forced fumbles, five passes defended and a blocked field goal his senior season ... 62 tackles, 17.0 TFL, 14.0 sacks, six quarterback hurries and two forced fumbles his junior year ... also rushed for 136 yards and a touchdown as a junior ... 48 tackles, 5.0 sacks, two fumble recoveries and an interception his sophomore year ... also played basketball.

PERSONAL: Son of Ionatana (John) Tupai and Anna Stowers ... has not declared a major ... name is pronounced max too-pa-ee ... born Nov. 12, 1997.



74 SALESI UHATAFE

Offensive Line
6-5, 320, Sr.
3VL
Eules, Texas
Trinity HS

UTAH: Preparing for his fourth season starting at right guard ... has played in all 39 games in his career with 25 starts.

2016—Started all 13 games at right guard ... led Utah's offensive line in regular-season plays with 936 (stats were not kept for the Foster Farms Bowl) ... two cuts.

2015—Played in all 13 games and started seven at right guard ... played 518 snaps along the offensive line in 11 games (stats were not kept for the Colorado and BYU games) ... played all 72 snaps vs. Michigan and Washington ... two cuts against Washington.

2014—Played in all 13 games with five starts at right guard ... took part in 397 plays in the regular season (stats were not kept for the Las Vegas Bowl) ... finished with two cuts ... also played on special teams ... honorable mention Academic All-Pac-12 Conference.

2013—Redshirt.

RETURNER PROFILES



Senior Salesi Uhatafe, a three-year starter at right guard, will move to tackle this fall.

HIGH SCHOOL: First-team 2012 6-5A all-district ... named to the *Fort Worth Star-Telegram* Super Team (first team) and the Tarrant County Terrific 25 ... as a senior, he did not allow a sack and had 42 pancakes and 117 knockdowns ... Trinity HS went 7-0 in league play in 2012 and won the District 6-5A championship.

PERSONAL: Son of Salesi Uhatafe Sr. and Paea Latu ... only child ... first cousin Jon Halapio played at Florida ... received a degree in sociology in spring 2017 ... full name is Salesi Siaoosi-Lopukaitamaki Uhatafe (pronounced sah-less-ee oo-ha-tah-feh) ... teammates know him as Leka (pronounced lekka), but he prefers Salesi for public use ... born Oct. 25, 1994.



50
ORLANDO UMANA
Offensive Line
6-4, 330, Fr.
HS
Sacramento, Calif.
Grant HS

UTAH: Graduated from high school early and enrolled at Utah in the spring of 2017 ... could see playing time immediately as a true freshman at right guard.

HIGH SCHOOL: Two-time first-team *Sacramento Bee* All-Metro ... 2015 first team Maxpreps All-Sac-Joaquin Section offensive line ... also played on defense for Grant HS (Calif.) and had 49 tackles, a sack and a forced fumble as a senior ... participated in track ... second in the Delta League as a junior in the discus and shot put.

PERSONAL: Son of Jose Umana and Mele Tua ... two brothers and one sister ... has not declared a major ... full name is Orlando Simione Limiteti Umana (pronounced oo-mah-nah) ... born Feb. 4, 1998.



34
ALEX WHITTINGHAM
Linebacker
5-10, 210, Sr.
3VL
Salt Lake City
Brighton HS

UTAH: Walk-on is two-time honorable mention Pac-12 All-Academic.

2016—Played in 13 games on special teams ... honorable mention Pac-12 All-Academic.

2015—Played in 13 games on special teams ... honorable mention Pac-12 All-Academic.

2014—Played in six games on special teams before a season-ending knee injury ... lettered.

2013—Redshirt.

HIGH SCHOOL: Team captain at Brighton HS (Utah) ... second-team all-region in 2008 as a junior ... led team in tackles as a junior ... season-ending knee injury in the first game of his senior season ... earned four letters in football, three in baseball and one in wrestling ... honor roll.

PERSONAL: Son of Kyle and Jamie Whittingham ... father is the head football coach at Utah and uncle (Freddie Whittingham) coaches Utah's tight ends ... one brother and two sisters ... brother Tyler played football at Utah (2010-11) ... served an LDS church mission in New Zealand ... plays drums in a rock and roll band ... considers himself a trivia expert on the Beatles ... likes to golf and water ski ... received a bachelor's degree in psychology in May 2017 ... full name is Kyle Alexander Whittingham ... born March 16, 1992.


YEAR	G/GS	UT	AT	TOT	TFL	SACK
2014	6/0	0	0	0	0.0-0	0.0-0
2015	13/0	0	0	0	0.0-0	0.0-0
2016	13/0	0	0	0	0.0-0	0.0-0
Career	32/0	0	0	0	0.0-0	0.0-0



3
TROY WILLIAMS
Quarterback
6-2, 208, Sr.
1VL
Carson, Calif.
Santa Monica College

UTAH: Projected to start for his second season at Utah ... began his career at Washington before transferring to Santa Monica College ... 14 career starts includes one start at Washington.

2016—Started all 13 games ... completed 207-of-390 pass attempts (53.1%) for 2,757 yards and 15 touchdowns (8 INT) ... fifth in the Pac-12 in passing yards (2,757) ... 111 rushes for 235 net yards and five touchdowns ... seven 200-plus yard passing games: 296 vs. Arizona State, 272 vs. Southern Utah, 270 vs. USC, 266 vs. Cal, 257 vs. San Jose State, 245 vs. Arizona, 235 vs. Oregon ... 12 completions of 40 yards or longer ranked second in the Pac-12 (69, 64, 59, 57, 54, 56, 52, 49, 45, 43, 42 and 40 yards) ... 272 passing yards vs. Southern Utah in his Utah debut ... passed for 270 yards and two touchdowns (0 INT) and rushed for a TD in Utah's comeback win over USC ... completed 15-of-22 passes (68.1%) on the last three drives against USC, all resulting in touchdowns ...



Troy Williams threw for 2,757 yards and 15 touchdowns in his first year in 2016.

RETURNER PROFILES

threw for 245 yards (13-of-29) and a touchdown against Arizona and also ran for a career-high 73 yards and two touchdowns on 16 carries ... career-high 296 yards passing and four touchdowns against Arizona State ... two touchdown passes against Washington.

PRIOR TO UTAH: Played at Santa Monica College in 2015 after transferring from Washington ... threw for 2,750 yards (180-of-265) and 31 touchdowns with just four interceptions ... passed for a season-high 408 yards (26-of-40) and four touchdowns in win over LA Harbor ... threw seven touchdown passes against Victor Valley, completing 18-of-24 passes for 383 yards ... played in five games with one start at Washington in 2014 after redshirting in 2013... in first NCAA start against Arizona State, completed 18-of-26 passes for 130 yards (2 INT) ... coming out of Narbonne HS (Calif.), he was listed as the No. 1 dual-threat quarterback recruit in the nation by Rivals and the No. 2 dual-threat quarterback by ESPN ... two-time CIF Los Angeles City Section Division I Player of the Year (2011-12) ... honorable mention Parade All-America ... *Los Angeles Times* 2012 back of the year and first-team all-area ... first-team MaxPreps.com Division I all-state and CalHiSports.com all-state ... played in the Cal State all-star game, throwing for two touchdowns and rushing for another to account for all three of his team's scores ... completed 191-of-266 passes (.718) for 2,886 yards and 39 touchdowns with just six interceptions as a senior ... also rushed for 396 yards and 10 TDs on 94 carries and served as the team's punter ... helped Narbonne HS to a 14-1 record, a second-consecutive L.A. City Section Division I championship and a berth in the CIF South Regional championship game in 2012 ... led Narbonne to an 11-3 mark and the city title as a junior, completing 211-of-339 passes (.622) for 3,247 yards and 34 touchdowns ... ran for 587 yards and 11 scores on 102 carries ... as a sophomore in 2010, was 200-for-317 for 2,597 yards and 23 touchdowns and was the only sophomore on the all-city team, earning first-team quarterback honors ... went 8-of-12 for 130 yards and two scores as a freshman ... also played basketball ... honor roll.

PERSONAL: Son of Troy Williams Sr. and Kimberly Williams ... one sister ... sociology major is projected to finish his bachelor's degree in December 2017 ... full name is Troy Marc Williams ... born Sept. 11, 1994.

YEAR	G/GS	COM	ATT	INT	PCT	YDS	TD	LONG
2014*	5/1	23	36	2	63.9	176	0	29
2016	13/13	207	390	8	53.1	2,757	15	69
Career	18/14	230	426	10	53.9	2,933	15	69

*at Washington



80
SIAOSI WILSON
 Wide Receiver
6-2, 193, So.
1VL
 Tustin, Calif.
 Tustin HS

UTAH: Top returner at Z receiver.
2016—Played in all 13 games with seven starts ... 15 catches for 183 yards and two touchdowns ... four catches for 71 yards against UCLA ... three catches for 35 yards with a score at Arizona State.
2015—Redshirt.

HIGH SCHOOL: MaxPreps 2014 California Division II second-team all-state, *Orange County Register* all-county and Southern Section all-Southwest Division as a cornerback ... played in Polynesian All-Star game in Oceanside, Calif., in January ... played receiver and corner for Tustin HS (Calif.) ... four-star recruit by 247Sports.com and ranked the No. 41 recruit in California ... three-star recruit by Rivals.com and Scout.com ... made Rivals.com California Postseason 100 ... rated No. 8 by Rivals.com for his performance at the Huntington Beach 7-on-7 camp and No. 6 at the UCLA elite camp in 2014 ... six interceptions



Wide receiver Siaosi Wilson played in all 13 games with seven starts last year.

his senior season ... filled in for injured Tustin quarterback in two games in 2014 ... 28 receptions for 552 yards and five touchdowns his junior year ... also plays basketball and scored 19 points in Tustin win over No. 3-ranked Foothill this season.

PERSONAL: Son of Anna Mariner has not declared major ... full name is George Siaosi Wilson (pronounced see-oh-see) ... born Jan. 25, 1997.

YEAR	G/GS	REC	YDS	AVG	TD	LONG
2016	13/7	15	183	12.2	2	42



33
MITCH WISHNOWSKY
 Punter
6-2, 220, Jr.
1VL
 Perth, Australia
 Santa Barbara College

UTAH: Country's top returning punter was a unanimous consensus All-American and the Ray Guy Award winner in his first season ... enrolled in classes in January of 2017 and immediately assumed starting job.

2016—Unanimous Consensus All-American won the Ray Guy Award as the nation's top punter ... became Utah's third unanimous consensus All-American by earning first-team All-America honors from Walter Camp, AP, AFCA, FWAA and *Sporting News* ... also a first-team All-American by ESPN.com, *Sports Illustrated*, *USA Today*, Fox Sports.com, Pro Football Focus, Phil Steele and SB Nation ... first-team All-Pac-12 ... led the nation in net punting (44.63), giving the team a No. 1 ranking as well ... led the nation and set a school single-season record for punts of 50+ yards with 30 ... ranked second nationally in punt average (47.7) with 64 punts for 3,053 yards (long of 66 yards) ... led the nation in punts inside the 10-yard line (17) and had eight punts at or inside the 5-yard line (1 at the 1-yard line, 2 at the 2-yard line, 2 at the 3-yard line and 3 at the 5-yard line) ... second in the nation in punts inside the 20-yard line (34) and percentage of punts inside the 20 (53.13%, 34-of-64) ... 47.7 punt average ranks third all-time in a season at Utah and 3,053 punt yards is fifth ... did not had a touchback after the first game of the season (two total touchbacks) ... three-time Ray Guy Punter of the Week (Sept 5, Oct. 10, Nov. 14) and two-time Pac-12 Special Teams Player of the Week (Sept. 5, Nov. 21) ... in his first NCAA game, he was named the Ray Guy Punter of the Week and the Pac-12 Special Teams Player of the Week after breaking the school record for

INFORMATION

HERE'S UTAH

2017 OUTLOOK

PLAYER BIOS

COACHES & STAFF


SERIES HISTORY

2016 IN REVIEW

BOWL HISTORY

RECORD BOOK

RETURNER PROFILES



Mitch Wishnowsky was the 2016 Ray Guy Award winner as the nation's top punter.

punt average in a game against Southern Utah (55.5 average) ... landed five of his six punts inside the 20-yard line against Arizona with four punts of 50+ yards, including three at or inside the 5-yard line (5, 2, 1) ... placed all three of his punts against USC inside the 20-yard line, including two inside the 10-yard line (3, 9) ... downed three of his four punts against Arizona State inside the 20-yard line, including two inside the 10 (both at the 8-yard line), with two punts of 50+ yards ... put four of six punts inside the 20-yard line against Oregon and booted three punts of 50+ yards.

PRIOR TO UTAH: Placed 30 of his 63 total punts (47.6%) inside the 20-yard line as a freshman at Santa Barbara CC in 2014 ... averaged 39.8 yards per punt ... long punt of 77 yards ... averaged 45.6 yards per punt and placed five of his eight punts inside the 20 against Santa Monica ... did not play football in 2015 ... was on the reserves for Perth in the West Australian Football League in 2012 ... two-year ACC Honorary Athletics Representative at Lumen Christi College (high school) from 2006-07.

PERSONAL: Son of Marty and Penny Wishnowsky ... kinesiology and physical education teaching major ... born Mar. 3, 1992.

YEAR	G/GS	PUNT	YDS	AVG	LONG	I20
2016	13/13	64	3,053	47.7	66	34



27 MASON WOODWARD

Running Back
5-9, 208, So.
RS
West Point, Utah
Syracuse HS

UTAH: Walked on to the team in fall 2016. **2016**—Redshirt.

HIGH SCHOOL: Two-time first-team all-region as a junior and senior in 2011-12 ... 1,098 all-purpose yards in 2012 ... 179 rushes for 744 yards and seven touchdowns as a senior ... earned Syracuse High's 'Most Improved Offense' award in 2012 ... 809 rushing yards in 2011 was the second-most in school history and came on 209 carries (four touchdowns) ... Syracuse placed second in the state in 2012 ... Syracuse won the region title and reached the state semifinals in 2011 ... also competed in track and field ... finished second in the state in the javelin in 2013 (177'5.25").

PERSONAL: Son of Roger and Cindy Woodward ... two sisters ... served an LDS church mission in Argentina ... has not declared a major ... full name Michael Mason Woodward ... born Dec. 21, 1994.



24 KENRIC YOUNG

Wide Receiver
6-1, 189, Sr.
3VL
Gainesville, Fla.
Gainesville HS

UTAH: Veteran will see the field at Z receiver ... 4.42-second 40 is third-fastest on team.

2016—Played in six games ... one reception for five yards against Indiana in the Foster Farms Bowl (also his season total) ... also played on special teams (1 tackle).


2015—Appeared in nine games ... three catches for 17 yards (5.7 ypc) ... 14 receiving yards on two receptions at Oregon ... honorable mention Pac-12 All-Academic.

2014—Played in six games with one start ... caught a pass in first career start against Arizona ... lettered as a true freshman.

HIGH SCHOOL: All-North Florida region and all-area in 2013 ... two-way player for Gainesville High (Fla.) had 22 receptions for 450 yards (20.46 average) and six touchdowns as a senior ... also had 37 tackles and four pass breakups ... Gainesville played for the state championship his junior season ... also ran track and placed third at the 2013 3A state meet in the 400 meters ... second in the 400 meters at the 3A Region 1 meet with a personal best 47.68 clocking ... third in the 400 meters in the FSU Relays ... *Gainesville Sun* all-area sprinter had best times of 10.82 in the 100 meters and 21.70 in the 200 meters ... member of Gainesville High's 400 meter relay team that won the regional and district meets, placed second at the 3A state championships and fourth at the Florida Relays.

PERSONAL: Son of Lanu Perosi ... one brother ... uncle Gerard Warren played 12 years in the NFL for Cleveland, Denver, Oakland and New England ... communication major is projected to receive his bachelor's degree in December 2017 ... full name is Kenric Lael Young Jr. ... born Feb. 7, 1996.

YEAR	G/GS	REC	YDS	AVG	TD	LONG
2014	6/1	1	-1	-1.0	0	-1
2015	9/0	3	17	5.7	0	9
2016	6/0	1	5	5.0	0	5
Career	21/1	5	21	4.2	0	9



Senior Kenric Young has a 4.42-second 40 time and will be in the rotation at Z receiver.

2017 SIGNING CLASS

JORDAN AGASIVA

Offensive Line
6-4, 345, Jr.
JC
Kalihi, Hawaii
Pima CC

First-team all-region as a sophomore at Pima CC ... two-time first-team All-Arizona Community College Athletic Conference ... two-time All-Western States Football League (first team in 2016) ... played in 17 games over two seasons ... two-time first-team all-state at Mililani HS (Hawaii) ... 2014 All-USA Hawaii Football Team ... helped lead the Trojans to a state championship in 2014 ... two-time first-team OIA All-Star ... played his freshman and sophomore years at Farrington High in Hawaii ... son of Darick and Iva Agasiva ... two brothers and three sisters ... enjoys working on cars ... full name is Jordan Elijah Phidallez Agasiva (on-gah-see-va) ... born May 21, 1997.

MARQUISE BLAIR

Defensive Back
6-2, 185, Jr.
JC
Wooster, Ohio
Dodge City CC

First-team NJCAA All-American and first-team all-Region VI as a sophomore at Dodge City CC ... two-time All-Kansas Jayhawk Community College Conference made the first team as a sophomore ... 24 tackles for loss in 2016 tied for third nationally in the NJCAA ... tied for 19th in the nation with 100 tackles his sophomore season, when he also had three sacks, four interceptions, five pass breakups, four forced fumbles, three fumble recoveries and a fumble return for a touchdown ... 64 tackles, eight sacks, two interceptions, three pass breakups and three forced fumbles as a freshman ... first-team Division II all-state as a senior at Wooster HS (Ohio) ... also named first-team Division II All-Ohio and Ohio Cardinal Conference Defensive Player of the Year ... two-time All-Northeast Inland District selection earned first-team honors as a senior ... first-team all-OCC as a junior when he had a team-high 75 tackles, as well as 35 receptions for 724 yards and 11 touchdowns ... also competed in track, finishing 10th in the long jump at the Ohio State Track and Field Championships as a senior ... placed first in the conference in the long jump and second in the 100 as a senior ... son of Tonya Boykins and stepfather Rayford Lee ... full name is Marquise (pronounced mar-kece) Damond Blair ... born July 18, 1997.

BRONSON BOYD

Wide Receiver
6-1, 178, Fr.
TR
Arlington, Texas
The Oakridge School

Briefly attended Texas Tech and must sit a year in residency at Utah before becoming eligible for games ... is permitted to practice and has five years on his NCAA clock to play four ... first-team Southwest Preparatory Conference All-State as a junior at The Oakridge School (Texas) in 2015 when he had 61 receptions for 1,137 yards and eight touchdowns ... did not play as a senior due to a shoulder injury ... also averaged 23.6 yards on kickoff returns in 2015 with 13 returns for 307 yards ... ranked as the No. 21 receiver in Texas by Scout ... earned first-team SPC all-state basketball honors in 2015 ... son of Bobby Boyd and Cynthia Tratee ... born June 9, 1998.

JAYLEN DIXON

Wide Receiver
5-9, 156, Fr.
HS
Frisco, Texas
Lone Star HS

All-state in 2015 ... two-time all-district (9-5A first-team in 2015 and 13-5A All-Purpose MVP in 2016) ... 1,239 receiving yards with 15 touchdowns as a senior ... 1,178 yards and 16 touchdowns as a junior ... helped Lone Star HS (Texas) to a state runner-up finish in 2015 ... also competes in track in the 100, 200 and long jump ... son of Jamie Cofer and Nicole Dixon ... father is a high school football coach ... one sister ... hobby is fishing ... full name is Jaylen Nerrell Dixon ... nickname is JD ... born Oct. 11, 1998 in Kansas City, Kan.

NICK FORD

Defensive Tackle
6-5, 282, Fr.
HS
San Pedro, Calif.
San Pedro HS

Marine League Defensive Player of the Year and CIF-LA City Section Division I Offensive Lineman of the Year as a senior in 2016 ... had 56 tackles (including 24 tackles for loss and 10 sacks), two pass breakups and a forced fumble his senior year ... also had 25 pancake blocks in 2016, when his San Pedro HS (Calif.) team gained 4,004 yards of total offense and scored 43 offensive touchdowns ... lettered three years in track and field ... enjoys piano, guitar, science, surfing and horseback riding ... heritage includes

black Portuguese and native American ... son of Michael and Maria Ford ... father played wide receiver for California from 1986-89 ... two brothers and one sister ... full name is Nicolas Ford ... born Oct. 8, 1999.

TJ GREEN

Running Back
5-11, 185, Fr.
HS
Chandler, Ariz.
Chandler High School

2016 Arizona Cardinals' High School All-Around Player of the Year ... East Valley Tribune Football Player of the Year ... first-team USA Today All-USA Arizona ... 2016 finalist for Big Schools Football Athlete of the Year and first-team All-6A Conference ... earned The Valley of the Sun Chapter of the National Football Foundation Archie Amerson Running Back Award, given to the top senior player in the state at his position ... 2,267 yards and 35 touchdowns on 247 carries as a senior for an average of 9.2 yards per rush and 151.1 yards per game ... also had 14 receptions for 278 yards and four touchdowns ... helped lead Chandler HS to the 2016 6A state title, scoring three touchdowns in the title game and rushing for 233 yards on 30 carries ... Chandler also won the State Champions Bowl Series game over Georgia state high school champion Valdosta ... 1,148 rushing yards and 17 touchdowns on 109 carries as a junior, when he also had six receptions for 44 yards and a touchdown ... also ran track and won 2016 and 2017 state championships in the 110 hurdles and 4x100 relay ... helped lead Chandler to back-to-back state track titles ... son of Dion Green and Vonda Wilson ... born Oct. 6, 1998.

JAVELIN GUIDRY

Defensive Back
5-9, 188, Fr.
HS
Murrieta, Calif.
Vista Murrieta HS

First-team all-Southwestern League in his only season at Vista Murrieta HS (Calif.) ... 38 tackles, six interceptions and 31 passes defended as a senior ... also played running back, finishing with 589 yards and three touchdowns rushing and 233 yards receiving ... attended three different high schools, including two (A&M Consolidated and Cedar Park) in his home state of Texas ... two-time first-team All-District 25-5A pick as a sophomore and junior at Cedar Park HS ... his sophomore season, he had 63 tackles, seven interceptions and two forced fumbles, while rushing for 293 yards and four touchdowns ...

2017 SIGNING CLASS

also played on the return teams his sophomore season ... as a junior, he rushed for 378 yards and five touchdowns ... 100m state champion in two states: Texas 5A in 2016 and California in 2017 ... recorded the fastest all-conditions' 100m time in California state history in 2017—a 10.13 ... placed fourth in the 200m and helped Vista Murrieta's 4x100 relay team to a third-place finish at the 2017 CIF State Championship ... in the spring of 2016, he clocked a 4.35-second 40 at The Opening Regional in Dallas ... son of Javelin Guidry Sr. and Kaishauna Guidry ... full name is Javelin Kajireh Guidry (pronounced gidrey) ... born Aug. 6, 1998.

JAYLON JOHNSON

Defensive Back
6-0, 181, Fr.
HS
Fresno, Calif.
Central HS

Named to the US Army All-American Bowl ... sixth-ranked cornerback in the 2017 recruiting class by Rivals.com and eighth by Scout ... four-star recruit by both Rivals and Scout ... 2016 first-team *USA Today* All-USA California Football Team ... All-Tri-River Conference ... 2016 Central HS Fall Male Athlete of the Year ... team captain ... ran a laser-timed 4.47 40-yard dash and recorded a 38'3" vertical jump at The Opening Finals camp ... son of John and Carmella Johnson ... also lettered three years in basketball ... honor roll ... both parents are Fresno State graduates ... two brothers and one sister ... brother John plays defensive back for UCLA ... full name is Jaylon Lawrence Johnson ... born Apr. 19, 1999.

CHAYDEN JOHNSTON

Kicker
6-0, 160, Fr.
HS
South Jordan, Utah
Bingham HS

Signed in 2015 and left on an LDS church mission ... 2014 *Salt Lake Tribune* and *Deseret News* first-team all-state ... *Salt Lake Tribune* All-Tribune team ... Kohl's Kicking Camp 2014 High School first-team All-American ... MaxPreps.com 2014 second-team All-America punter ... two-time all-region ... academic all-region ... made 16-of-22 field goal attempts, including nine over 40 yards, with a long of 52 yards his senior year at Bingham HS (Utah) ... 65 of 66 in PATs ... in three seasons, made 23-of-34 field goal attempts and 141-of-147 PATs ... also kicked off 189 times in his career with 133 touchbacks ... punted his junior and senior seasons ... 36 punts for 1,528 yards (42.4 average) with a long

of 67 and 10 inside the 20-yard line in 2014 ... Bingham High won two state championships ... named National Kicker of the Week by Kohl's after making both field goal attempts, including a 47-yarder in overtime, against the nation's No. 1 ranked team, Bishop Gorman ... Kohl's ranked him the No. 9 prep kicking prospect in 2015 and the 49th-ranked punter ... five-star Kohl's kicker rating and 4.5-star punt rating ... son of Megan and Jeff Johnston ... born Nov. 1, 1996.

TAREKE LEWIS

Defensive Back
5-11, 168, Jr.
JC
Palatka, Fla.
Riverside CC

First-team All-SCFA National Division Central League cornerback as a Riverside CC freshman in 2015 ... two-time Southern California Football Association National Central Division player of the week (Defensive Player of the Week in win over Bakersfield in 2016 and Special Teams/All-Purpose Player of the Week vs. Mt. San Antonio in 2015) ... 16 total tackles, two interceptions and seven pass breakups as a sophomore in 2016 ... 30 tackles, three interceptions and six pass breakups his freshman season, along with a team-high 16 kick returns for 399 yards and a touchdown ... prepped at Palatka HS (Fla.) where he captained his football and basketball teams ... played in the Border Wars all-star game ... son of Katrina Williams ... two brothers and one sister ... full name is Tareke (pronounced tuh-reek) Daquon Lewis ... born Aug. 14, 1996.

DEVIN LLOYD

Linebacker
6-3, 219, Fr.
HS
Chula Vista, Calif.
Otay Ranch HS

Played safety, receiver and punter at Otay Ranch HS (Calif.) ... 2016 second-team All-CIF San Diego Section defense and Metro-Mesa League offense ... as a senior team captain, he had 52 tackles, eight interceptions, three pass breakups and three defensive touchdowns (1 FR, 2 IR), as well as 29 receptions for 493 yards and six touchdowns ... 43 punts for 1,596 yards (37.1 average) with 12 punts inside the 20-yard line and a long of 60 yards his senior season ... *San Diego Union-Tribune* Prep Athlete of the Week for his four interceptions—two returned for touchdowns—in a win over Eastlake ... 23 receptions for 384 yards and two touchdowns as a junior ... 47 punts for 1,575 yards (33.5 average) in 2015 ... also lettered two seasons

in basketball ... son of Joe Lloyd and Ronyta Johnson ... father was in the military for 26 years ... only child ... full name is Devin Eric Lloyd ... born Sept. 30, 1998 in Kansas City.

JOHN PENISINI

Defensive Tackle
6-2, 307, So.
JC
Kearns, Utah
Snow College

Honorable mention All-Western States Football League as a freshman at Snow College in 2015 ... 40 tackles with 6.5 TFL, three sacks and a forced fumble his freshman season at Snow ... did not play in 2016 and will have three years to play three at Utah ... honorable mention all-state as a senior at West Jordan HS (Utah) ... 92 tackles and six sacks ... first-team All-Region 3 ... name is pronounced pen-ih-seeny ... born May, 31, 1997.

TANIELA PUTUTAU

Defensive Line
6-3, 202, Fr.
Salt Lake City
Cottonwood HS

Plans to serve an LDS church mission before enrolling in school ... 2015 first-team all-region 3 as a junior at Cottonwood HS (Utah) ... missed his senior season with an injury ... 24 tackles and three fumble recoveries his junior year ... also played receiver and had 29 catches for 283 yards and a touchdown in 2015 ... 18 receptions for 337 yards and three touchdowns as a sophomore ... son of Howard and Taina Pututau (pronounced poo-too-tau) ... brother Hauati is a redshirt freshman at Utah and brother Fua (currently on a church mission) was a 2016 Ute signee ... born Aug. 4, 1999.

MICHAEL RICHARDSON

Offensive Line
6-4, 235, Fr.
HS
American Fork, Utah
American Fork HS

First-team all-state offensive lineman as a senior in 2016 ... also played on the defensive line and had 24 tackles and three sacks ... helped lead American Fork HS to the Utah 5A state semifinals ... two-time first-team USA Today All-USA Utah Football Team ... two-time All-Valley ... three-time All-Region 4 selection earned first-team honors in 2015 and 2016 ... son of Joe and Charlie Richardson ... born Nov. 6, 1998.

2017 SIGNING CLASS

JASON SHELLEY

Quarterback
6-0, 181, Fr.
HS
Little Elm, Texas
Lone Star HS

Ranked 12th nationally among dual-threat quarterbacks by 247Sports and 27th by ESPN ... two-time honorable mention all-state ... two-time All-District MVP was a unanimous 9-5A pick in 2015 and the 13-5A MVP in 2016 ... two-time All-District Offensive Newcomer of the Year (10-3A in 2013 and 9-5A in 2014) ... first-team all-area in 2015 ... passed for 2,975 yards (195-of-306) and 24 touchdowns (4 INT), and rushed 180 times for 629 yards and 20 touchdowns as a senior ... threw for 3,716 yards (233-of-371) and 39 touchdowns (8 INT), while rushing for 1,661 yards (295 attempts) and 21 touchdowns as a junior ... 2,081 yards passing and 21 TDs and 873 yards rushing with 13 touchdowns as a sophomore ... led Lone Star HS (Texas) to a state runner-up finish in 2015 ... named *Dallas Morning News* Offensive Player of the Week after scoring seven touchdowns (two passing, five rushing) and accumulating more than 500 yards (316 passing, 204 rushing) in a triple overtime state semifinal win over Lake Dallas ... also played baseball and basketball ... two-time All-District 9-5A outfielder earned first-team honors as a junior ... 2013 10-3A All-District baseball Newcomer of the Year ... son of Jason and Janine Shelley ... father played wide receiver for NFL Europe, the XFL and the AFL ... one brother and one sister ... full name is Jason Paul Shelley II ... born Nov. 1, 1998 in Columbus, Ohio.

MIKI SUGUTURAGA

Defensive End
6-4, 267, Fr.
HS
Kaneohe, Hawaii
Punahou School

Plans to serve an LDS church mission before enrolling in school ... 2016 ILH Division I Defensive MVP and first-team *USA Today* All-USA Hawaii ... 2015 second-team IHL Division I All-Star ... invited to play in the Polynesian Bowl after his senior season in 2016 ... also competes in track and placed second in the state in the discus in 2016 and 2017 and was fifth in the shot put in 2016 ... son of Sitani Suguturaga and Emaleti Mokofisi ... name is pronounced me-key soo-ga-too-wrong-guh ... born Feb. 25, 1999.

BRYAN THOMPSON

Wide Receiver
6-2, 181, Fr.
Moreno Valley, Calif.
Rancho Verde HS

First-team 2015 All-CIF Southern Section Inland Division as a junior ... 77 catches for 1,377 yards and 14 touchdowns as a senior ... helped Rancho Verde HS (Calif.) advance to the 2016 CIF Football semifinals and a 6-0 Inland Valley League record ... 58 receptions for 1,259 yards and 13 touchdowns as a junior ... also competes in track ... 2017 CIF-SS Division 1 long jump champion finished third in the state ... son of Shaunda Greene ... born Apr. 7, 1999.

MO UNUTOA

Offensive Line
6-5, 280, Fr.
HS
Kapaa, Hawaii
Kapaa HS

2017 Polynesian bowl ... as a senior in 2016, became the first player from Kapaa HS (Hawaii) to earn first-team all-state honors ... two-time All-Hawaii Division II (first-team in 2016) ... 2016 *USA Today* All-USA Hawaii ... 2016 first-team All-Maui Interscholastic League ... also competed in track (discus and shot put) ... father Morris Sr. Unutoa played seven seasons in the NFL (1996-2002) for the Eagles, Buccaneers and Bills ... full name is Morris Unutoa (pronounced (oo-new-toe-uh), but prefers Mo ... born Jan. 24, 1999.

DERRICK VICKERS

Wide Receiver
5-11, 185, Jr.
JC
Bakersfield, Calif.
Bakersfield College


Two-time California Community College Football Coaches Association first-team All-America all-purpose selection in 2014 and 2016 (redshirted in 2015) ... two-time first-team All-Region III and two-time unanimous first-team SCFA National Division Northern League all-purpose player ... led the National Northern Conference in 2016 in all-purpose yards (2,433), receiving yards (894) and scoring (132) ... also rushed for 784 yards and had 25 kick returns for 718 yards in 2016 at Bakersfield College ... scored 22 total touchdowns (13 rushing, 7 receiving, 2 kick return) ... 205 yards receiving against El Camino ... scored two touchdowns in the Western State Bowl (on a reception and a 95-yard kickoff return) ... 1,609 all-purpose yards as a freshman (638 receiving, 380 rushing, 160 punt return,

431 kick return) ... 11 receiving touchdowns ... earned first-team all-area and first-team All-Southwest Yosemite League (defense) honors as a senior at Bakersfield HS in 2013 ... played in the 2014 U.S. Army All-Star Bowl ... CentralValleyFootball.com People's Choice first-team All-Valley ... surpassed 1,500 all-purpose yards as a senior with 674 yards rushing (66 carries, eight TDs), 466 yards receiving (27 catches, three TDs), 348 yards on 15 kick returns and 13 punt return yards ... Bakersfield won the 2013 CIF Division I state championship ... 43 rushes for 550 yards and eight touchdowns and 13 receptions for 220 yards and two touchdowns his junior season ... played for the varsity as a sophomore and finished with 328 yards rushing, 101 yards receiving and 142 yards on kick returns ... also competed in track, winning the CIF South Area Championship in the 110 hurdles as a senior ... three-time all-area in track (second-team in 2014, honorable mention from 2012-13) ... born Jan. 21, 1996.

ALIKI VIMAH

Defensive End
6-4, 247, Fr.
Kahuku HS
Kahuka, Hawaii

2016 *Honolulu Star Advertiser* Hawaii All-State Football Team and first-team *USA Today* All-USA Hawaii Football Team ... two-time All-Hawaii Division I pick earned first-team honors as a senior in 2016 ... 2016 first-team All-OIA Division I Blue Conference and 2015 OIA first-team all-star ... 20.5 tackles, six sacks and a fumble recovery in 2016 ... invited to play in the Polynesian Bowl in Hawaii after his senior season and led all tacklers in the first half with four stops (2 TFL, 1 sack) ... son of Tevita and Lori Vimahi ... full name is Alekisanita Vimahi, but goes by Alike (pronounced uh-leek-ee vee-ma-hee) ... born Aug. 3, 1998.



*Kyle Whittingham
has the best bowl
winning percentage in
NCAA history with a
10-1 record.*

COACHES AND STAFF



HEAD COACH

Kyle Whittingham

HEAD COACH | 13TH YEAR



Kyle Whittingham, the 2008 National Coach of the Year, has participated in more Utah victories than any football coach in school history. Utah has won 189 games in Whittingham's 23 years on the staff, including a 104-50 record in 12 years as the head coach.

Among those head coaching wins is a remarkable 10-1 bowl record. Whittingham owns the best bowl win percentage in NCAA history (91%) and his 10 bowl wins ties him for second among active coaches (one behind Alabama's Nick Saban). Including ties, he is ranked in the top 10 in all-time bowl victories.

Overall, he has averaged nearly nine wins a season as Utah's head coach. The Utes have wins over every team in the Pac-12 Conference since joining the league in 2011 and Whittingham's impressive non-conference resume includes a winning record against current members of the other Power Five conferences: 4-0 vs. the Big Ten, 7-1 against the ACC, 1-0 vs. the SEC and 4-3 over the Big 12.

Whittingham came to Utah in 1994 as the defensive line coach and was promoted to defensive coordinator the following year. On December 8, 2004, he was named the school's 20th head coach. His first victory came three weeks later when he co-coached (with Urban Meyer) the 2005 Fiesta Bowl win over Pittsburgh. His first regular-season victory was against Arizona in the 2005 season opener.

In 2008, Whittingham engineered the best season in Utah football history when the Utes finished 13-0 and routed Alabama—a team that spent five weeks at No. 1—in the Sugar Bowl. Utah finished the season with a No. 2 AP ranking and Whittingham was recognized as the National Coach of the Year by the American Football Coaches Association (AFCA) and the Paul "Bear" Bryant Awards committee.

Utah was the country's only undefeated FBS team in 2008 and beat four top-25 teams—two that finished in the top 10. In addition to his national awards, Whittingham was named the Mountain West Conference Coach of the Year.

His success has continued in the Pac-12 Conference where Utah has claimed one South Division co-championship (2015) and

has finished in the top three in the South three times (2011, 2015, 2016). The Utes have won all four of their bowl games since joining the Pac-12. Whittingham has been a semifinalist for the George Munger Coach of the Year Award for the past three seasons (2014-16).

His teams have recorded five AP top-25 finishes: No. 2 (2008), No. 17 (2015), No. 18 (2009), No. 21 (2014) and No. 23 (2016). In 2010, Utah finished No. 23 in the Coaches' poll. Utah has appeared in every College Football Playoff ranking since its inception in 2014—finishing No. 22 in 2014 and 2015 and No. 19 in 2016.

Whittingham has also achieved success against AP top-25 teams, logging 13 wins over ranked teams, including victories over No. 4 Alabama (2009), No. 5 Stanford (2013) and No. 8 UCLA (2014).

Whittingham's players have earned numerous individual honors as well. Eleven of his players have made major All-America teams in 13 seasons. First-team All-Americans were Luther Elliss (1994, consensus defensive lineman), Eric Weddle (2006, consensus defensive back), Louie Sakoda (2007, punter; 2008, unanimous consensus place kicker), Zane Beadles (2009, offensive line), Shaky Smithson (2010, punt returner), Star Lotulelei (2012, defensive tackle), Reggie Dunn (2012, kick returner), Nate Orchard (2014, defensive end), Kaelin Clay (2014, returner), Tom Hackett (2014, consensus punter; 2015, unanimous consensus punter) and Mitch Wishnowsky (2016, unanimous consensus punter). Whittingham has also coached three second-team All-Americans in Morgan Scalley (2004, defensive back), Caleb Schlauderaff (2010, offensive line) and Hunter Dimick (2016, defensive end).

Whittingham, who also coaches Utah's punters and kickers, has mentored the Ray Guy Award winner as the nation's best punter in the last three seasons (Hackett, 2014-15 and Wishnowsky, 2016). Orchard was another of his national award winners, receiving the 2014 Ted Hendricks Award as the country's top defensive end.

Whittingham's players have won 70 first-team all-conference awards, including 19 in Utah's first six seasons of Pac-12 play. Among them were three-time first-team honoree Hackett (2013-15) and two-time recipient Lotulelei (2011-12). Utes have also captured three Morris Awards, which honors the Pac-12's best linemen as voted on by the starting

linemen on all 12 teams. Utah winners were defensive tackle Lotulelei in 2011, defensive end Orchard in 2014 and offensive guard Isaac Asiata in 2016.

Prior to joining the Pac-12, Whittingham coached a Mountain West Conference MVP in five-straight years from 2004-08: Defensive Players of the Year Scalley (2004) and Weddle (2005 and 2006), Special Teams Player of the Year Sakoda (2006, 2007, 2008), and Offensive Player of the Year Brian Johnson (2008).

Utah has also excelled academically under Whittingham. Since he became head coach in 2005, his players have earned four Academic All-America citations and 218 academic all-conference awards.

Whittingham owns a reputation for developing NFL talent, which was reinforced by a school-record eight NFL draft picks in 2017. Utah's eight draft picks in 2017 led the Pac-12 and tied for third in the country. In 2010, six Utes were drafted, which tied for fourth nationally. As an assistant or head coach, 80 of Whittingham's players have signed contracts with NFL teams. Among them were 45 draft picks—including 13 first or second-round selections—and 36 undrafted free agents.

Whittingham began his coaching career in 1985-86 as a graduate assistant at his alma mater, Brigham Young. He spent one season as the defensive coordinator at the College of Eastern Utah in 1987, before a six-year stint at Idaho State from 1988-93.

A linebacker for BYU from 1978-81, Whittingham earned first-team all-WAC and WAC Defensive Player of the Year honors in 1981. He played in the first four Holiday Bowls and was named Defensive MVP of the 1981 game. In 2008, he was inducted into the Holiday Bowl Hall of Fame. After his senior season, Whittingham played in the Hula and Japan Bowls. He played professionally with the Denver Broncos (1982 training camp) and the U.S. Football League's (USFL) Denver Gold (1983) and New Orleans Breakers (1984). He played on the Los Angeles Rams' replacement squad in 1987.

Whittingham graduated from BYU in 1984 and added a master's degree from the school in 1987. Born Nov. 21, 1959, he was raised in Provo, Utah. He is married to the former Jamie Daniels. They have four children: Tyler, Melissa, Alex and Kylie, and one grandchild. Tyler played for the Utes from 2009-11 and Alex is preparing for his senior season at Utah.

HEAD COACH

YEAR-BY-YEAR RECORD

Year	School	Overall	Conference	Bowl Game	Bowl Result
2004*	Utah	1-0	0-0 MWC	Fiesta (Pittsburgh)	W
2005	Utah	7-5	4-4 MWC	Emerald (Georgia Tech)	W
2006	Utah	8-5	5-3 MWC	Armed Forces (Tulsa)	W
2007	Utah	9-4	5-3 MWC	Poinsettia (Navy)	W
2008	Utah	13-0	8-0 MWC	Sugar (Alabama)	W
2009	Utah	10-3	6-2 MWC	Poinsettia (California)	W
2010	Utah	10-3	7-1 MWC	Las Vegas (Boise State)	L
2011	Utah	8-5	4-5 Pac-12	Sun (Georgia Tech)	W
2012	Utah	5-7	3-6 Pac-12		
2013	Utah	5-7	2-7 Pac-12		
2014	Utah	9-4	5-4 Pac-12	Las Vegas (Colorado State)	W
2015	Utah	10-3	6-3 Pac-12	Las Vegas (BYU)	W
2016	Utah	9-4	5-4 Pac-12	Foster Farms (Indiana)	W

Utah Career Record: 104-50 **Pac-12 Record:** 25-29 **Conference Record:** 61-42 **Bowl Record:** 10-1

*Co-head coach in the 2005 Fiesta Bowl

FROM WHITT TO THE NFL

Brian Allen, DB	5th round
Dres Anderson, WR	Free agent
Isaac Asiata, OL	5th round
Matt Asiata, RB	Free agent
Zane Beadles, OL	2nd round
Blaine Berger, DT	Free agent
Tony Bergstrom, OL	3rd round
Conroy Black, DB	Free agent
Brian Blechen, DB	Free agent
Garett Bolles, OT	1st round
Devontae Booker, RB	4th round
Jesse Boone, OL	Free agent
Andy Bowers, DE	Free agent
Sam Brenner, OL	Free agent
Freddie Brown, WR	7th round
Martail Burnett, DE	Free agent
Brandon Burton, DB	5th round
Kaelin Clay, WR	6th round
Anthony Denham, TE	Free agent
J.J. Dielman, OL	5th round
Hunter Dimick, DE	Free agent
Chase Dominguez, LS	Free agent
Reggie Dunn, WR	Free agent
Andre Dyson, DB	2nd round
Luther Elliss, DL	1st round
Jonathan Fanene, DL	7th round
Jason Fanaika, DE	Free agent
Steve Fifita, DL	Free agent
Tevita Finau, DT	Free agent
John Frank, DL	6th round
Quinton Ganther, RB	7th round
Phil Glover, LB	7th round
Dominique Hatfield, DB	Free agent
Robert Johnson, DB	5th round
Ma'ake Kemoatu, DL	Free agent
Joe Kruger, DE	7th round
Paul Kruger, LB	2nd round
Star Lotulelei, DT	1st round
John Madsen, TE	Free agent
Brice McCain, DB	6th round

Keith McGill, DB	4th round
Bronzell Miller, DE	7th round
Koa Misi, LB	2nd round
Jake Murphy, TE	Free agent
Jared Norris, LB	Free agent
Nate Orchard, DE	2nd round
Tenny Palepoi, DL	Free agent
Tim Patrick, WR	Free agent
Andy Phillips, K	Free agent
Reggie Porter, DB	Free agent
Sione Pouha, DL	3rd round
Jeremiah Poutasi, OL	3rd round
Brett Ratliff, QB	Free agent
David Reed, WR	5th round
Trevor Reilly, LB	7th round
Eric Rowe, DB	2nd round
Antwoine Sanders, DB	7th round
Lauvale Sape, DL	6th round
Josh Savage, DL	Free agent
Caleb Schlauderaff, OL	6th round
Richard Seals, DL	7th round
Derrick Shelby, DE	Free agent
Sealver Siliga, DT	Free agent
Sean Smith, DB	2nd round
Paul Soliai, DT	4th round
R.J. Stanford, DB	5th round
Tevita Stevens, OL	Free agent
Stevenson Sylvester, LB	5th round
Pene Talamaivao, DL	Free agent
Kelly Talavou, DL	Free agent
Pasoni Tasini, DT	Free agent
Pita Taumoeponu, DE	6th round
Sam Tevi, OL	6th round
Jason Thompson, S	Free agent
Kendal Thompson, WR	Free agent
Spencer Toone, LB	7th round
Eric Weddle, S	2nd round
Joe Williams, RB	4th round
Marcus Williams, S	2nd round
Travis Wilson, TE	Free agent

COACHING EXPERIENCE

1994-present	Utah
2005-	Head Coach
2001-04	Defensive Coordinator Linebackers
1998-2000	Defensive Coordinator Safeties
1997	Defensive Coordinator Linebackers
1995-96	Defensive Coordinator Safeties
1994	Defensive Line
1988-93	Idaho State
1992-93	Defensive Coordinator
1988-91	Linebackers/Special Teams
1987	College of Eastern Utah Defensive Coordinator
1985-86	Brigham Young Graduate Assistant

RECORD VS. OPPONENTS

Air Force	5-1
Alabama	1-0
Arizona	3-4
Arizona State	2-4
Boise State	0-2
Brigham Young	8-3
California	3-2
Colorado	4-2
Colorado State	6-1
Fresno State	2-0
Georgia Tech	2-0
Idaho State	1-0
Indiana	1-0
Iowa State	1-0
Louisville	2-0
Michigan	3-0
Montana State	1-0
Navy	1-0
New Mexico	4-2
North Carolina	0-1
Northern Arizona	1-0
Northern Colorado	1-0
Notre Dame	0-1
Oregon	1-4
Oregon State	5-3
Pittsburgh	3-0
San Diego State	5-1
San Jose State	3-0
Southern Utah	1-0
Stanford	2-0
TCU	3-3
Tulsa	1-0
UCLA	4-4
UNLV	5-1
USC	2-4
Utah State	7-1
Washington	1-3
Washington State	2-2
Weber State	2-0
Wyoming	5-1
Totals	104-50

DEFENSIVE COORDINATOR



Morgan Scalley

DEFENSIVE COORDINATOR / SAFETIES | 10TH YEAR

Morgan Scalley is his second year as Utah's defensive coordinator and his 10th season coaching the safeties. He also served as Utah's special teams' coordinator in 2015 and was the recruiting coordinator from 2009-15.

Preceding his appointment as the safeties coach in 2008, Scalley spent two years in training as a Utah administrative assistant in 2006 and a graduate assistant in 2007.

In Scalley's first season as the defensive coordinator, Utah boasted the Pac-12's best rushing defense and also led the conference in sacks (43) and tackles for loss (101). The Utes ranked in the top 12 nationally in sacks and tackles for loss. Utah ranked fourth in the Pac-12 in scoring defense.

On an individual front, Scalley has coached two All-Americans, four first-team all-conference players and two Freshman All-Americans in his various roles. His first All-American came as the special teams' coordinator in 2015 when punter Tom Hackett was a unanimous consensus All-American and won the Ray Guy Award as the country's top punter. Utah led the nation in net punting in 2015. Last season, defensive end Hunter Dimick was an All-American on three of the consensus teams (second team Walter Camp and FWAA and third team AP) and made seven total All-America teams. Dimick was also a finalist for the Ted Hendricks award, which honors the nation's best defensive end.

First-team Pac-12 players coached by Scalley include Hackett, Dimick and safety Marcus Williams. Scalley mentored safety Robert Johnson to first-team all-Mountain West honors. Safeties Eric Rowe and Brian Blechen were both Freshman All-Americans. Johnson, Rowe, Blechen and Williams all graduated to the NFL after their Utah careers.

Johnson, a fifth-round NFL draft pick in 2010, played three seasons in the NFL. Rowe, a 2015 second-round draft pick, played for the New England Patriots' Super Bowl championship team in 2016. Blechen is preparing for his third season as an undrafted free agent with Carolina. Marcus Williams was a second-round pick of New Orleans in the 2017 NFL Draft. Also hoping to stick in the NFL is 2017 undrafted free agent safety Jason Thompson (New England).

Scalley is widely respected as a recruiter and produced several highly-rated classes during his time as the recruiting coordinator. Rivals.com rated Utah's 2012 recruiting class as the country's 25th best while Scout.com gave the Utes a No. 32 ranking. In 2011, Rivals described Scalley as one of the top recruiters in the Pac-12 and a "recruiting coordinator on the rise."

He was Rivals' non-BCS recruiter of the year in 2010 and one of the top 25 recruiters in the nation overall. Rivals ranked Utah's 2010 recruiting class as the best by a school from a non-automatic qualifying conference and 32nd overall.

PLAYING CAREER

Scalley starred at safety for the Utes and was the 2004 MWC co-Defensive Player of the Year, a unanimous first-team all-conference selection and a second-team All-American by the Associated Press and SI.com. A four-year letterman from 2001-04, he was a second-team all-MWC defensive back in 2003 and an honorable mention all-MWC punt returner in 2001 and 2002.

As a senior, he captained Utah to 12-0 record, a Fiesta Bowl win over Pittsburgh and a No. 4 national ranking in a historic season in which Utah became the first non-BCS team to play in a BCS bowl game.

Scalley was a two-time first-team Academic All-American (2003-04), the 2004 Anson Mount Scholar Athlete of the Year and the 2004 MWC Scholar Athlete of the Year. He was awarded two post-graduate scholarships, including one from the NCAA.

He was presented with the inaugural Pat Tillman award during the 2005 East-West Shrine Game, recognizing him for his character, intelligence, sportsmanship and service.

After graduating Magna Cum Laude from the U. with a 3.96 GPA, Scalley earned a master's degree in business.

EDUCATION

Utah, 2004
Bachelor's in mass communication
2003, 2004 Academic All-American
Graduated Magna Cum Laude

Utah, 2006
Master's in business administration

PERSONAL DATA

Hometown: Salt Lake City
Birthdate: Oct. 8, 1979
Family: Married to the former Liz Herrscher.
Daughters Madeline and Emma and son Andrew.

COACHING EXPERIENCE

2008-2016-	Utah Defensive Coordinator Safeties
2015	Special Teams Coordinator Safeties
2009-14	Safeties Recruiting Coordinator
2008	Safeties
2006-07	Utah
2007	Graduate Assistant Defense
2006	Administrative Assistant

BOWL GAMES

2016	Foster Farms Bowl
2015	Las Vegas Bowl
2014	Las Vegas Bowl
2011	Sun Bowl
2010	Las Vegas Bowl
2009	Poinsettia Bowl
2009 (2008)	Sugar Bowl
2007	Poinsettia Bowl
2006	Armed Forces Bowl

OFFENSIVE COORDINATOR



Troy Taylor

OFFENSIVE COORDINATOR / QUARTERBACKS | 1ST YEAR

Troy Taylor, who directed the top passing offense in the NCAA FCS in 2016 at Eastern Washington, begins his first season as Utah's offensive coordinator and quarterbacks coach.

Taylor came to Utah after a highly-successful season as the co-offensive coordinator, play caller and quarterbacks coach at EWU. The Eagles, who averaged an FCS-best 401.0 passing yards per game in 2016, also ranked No. 2 nationally in total offense (529.6 ypg) and No. 3 in scoring offense (42.4 ppg). Eastern Washington finished 12-2, losing 40-38 in the FCS semifinals to Youngstown State.

Under Taylor, Eastern Washington sophomore Gage Gubrud set an NCAA FCS single-season record by passing for 5,160 yards, while throwing 48 touchdown passes. Gubrud, the 2016 FCS Player of the Year by the Touchdown Club of Columbus, averaged 368.6 passing yards per game, which also led the nation.

Taylor's instant success at Eastern Washington mirrored his lofty accomplishments as a high school coach and founder of The Passing Academy—a highly-regarded elite high school quarterback camp. His offense at Folsom High School in California set state records for passing in four straight seasons, as well as the record for most points scored in a season.

Among Taylor's most notable high school success stories was 2016 Pac-12 Offensive Player of the Year Jake Browning of Washington. Taylor coached Browning from the time he was in fifth grade until he graduated as one of the most prolific passers in prep history from Folsom High. Browning set national records for touchdowns in a season (91 in 2014, tied) and a career (229, in just three seasons). He set a number of California state high school records as well, including season (5,790) and career (16,775) passing yards.

Taylor's first coaching job was at Casa Roble High School in Sacramento, Calif., in 1994 and his first college coaching job was as a graduate assistant at Colorado in 1995. He then spent four years as a Cal assistant from 1996-1999, coaching the wide receivers (1996), quarterbacks (1997-98) and tight ends (1999). He was also Cal's recruiting coordinator in 1999.

Taylor left Cal to become an assistant athletic director at Christian Brothers High School (2000-01) in Sacramento, where he also taught and was an assistant football coach for one season (2000). Before taking the post at Eastern Washington in 2016, Taylor spent seven years as a high school coach and teacher, including two stints (2002-04 and 2012-15) as the co-head coach at Folsom. Folsom went 58-3 from 2012-15, winning four Sac-Joaquin Section championships and the 2014 CIF State Division I title.

Taylor also served as the Cal football radio analyst from 2005-2011.

PLAYING CAREER

A record-setting quarterback at Cal, Taylor later played two seasons for the New York Jets as a fourth-round draft pick in 1990. Taylor led the Pac-10 Conference in total offense in 1989 and finished his collegiate career as Cal's all-time leading passer (8,126 yards) and total offense leader (8,236 yards)—records that stood for 26 years until they were broken by Jared Goff in 2015.

EDUCATION

California, 1994
Bachelor's in sociology

National University
Master's in cross-cultural teaching

PERSONAL DATA

Hometown: Sacramento, Calif.
Birthdate: April 5, 1968
Family: Wife Tracey; sons Noah and Aaron and daughter Ella.

COACHING EXPERIENCE

2017-	Utah
	Offensive Coordinator Quarterbacks
2016	Eastern Washington Co-Offensive Coordinator Quarterbacks
2012-15	Folsom High School Co-Head Coach
2002-04	Folsom High School Co-Head Coach
1996-99	California
1999	Tight Ends Recruiting Coordinator
1997-98	Quarterbacks
1996	Wide Receivers
1995	Colorado Grad. Assistant/Receivers
1994	Casa Roble High School Assistant Coach

POSTSEASON GAMES

2016	FCS Semifinals
1996	Aloha Bowl
1995	Cotton Bowl

ASSISTANT HEAD COACH

Jim Harding

ASSISTANT HEAD COACH / OFFENSIVE LINE | 4TH YEAR



Following the 2016 season, Jim Harding was appointed as Utah's assistant head coach by head coach Kyle Whittingham. Harding will continue to coach the offensive line in his new capacity—a position he has coached since joining the staff in 2014. He also served as the co-offensive coordinator from 2015-16.

Utah's offensive line has earned a reputation as one of the best in the country under Harding. He has coached five NFL draft picks in his three seasons at Utah, including a school-record four offensive linemen selected in the 2017 draft.

Garett Bolles, first-team All-Pac-12 Conference in his only NCAA season in 2016, was a first-round pick of the Denver Broncos. Three others off Harding's 2016 starting line went in rounds 5-6 of the 2017 NFL Draft: Isaac Asiata (Miami), J.J. Dielman (Cincinnati) and Sam Tevi (San Diego). A year previously, Jeremiah Poutasi was a third-round draft pick of the Tennessee Titans.

In addition to Bolles' first-team All-Pac-12 recognition in 2016, Asiata won the Morris Award, which honors the best offensive lineman in the Pac-12 by vote of the league's starting defensive linemen.

With Harding's linemen opening holes, Utah has boasted a thousand yard rusher for the last three seasons: Devontae Booker in 2014 and 2015 and Joe Williams in 2016. Both were All-Pac-12 Conference selections—Booker was first team in 2014—and Williams set a school single-season record by averaging 156.3 rushing yards per game in 2016. They would become back-to-back fourth-round NFL draft picks: Booker by Denver in 2016 and Williams by San Francisco in 2017.

Before coming to Utah, Harding coached five seasons at Wyoming (2009-13). He served as the Cowboys' co-offensive line coach his first four seasons and was also the run game coordinator in 2012. In 2013, Harding was promoted to co-offensive coordinator while taking sole control of the offensive line. The Cowboys finished 22nd in the country in total offense that season, averaging 472.7 yards a game.

Harding's line allowed just 12 sacks in 2011, which ranked 11th in the nation. Center Nick Carlson was a three-time all-MWC selection (first team in 2012).

Harding's college coaching career began at Missouri, where he was an offensive graduate assistant from 2002-04.

From 2005-08, he coached at Troy High School (Mich.). He was the head coach and defensive coordinator in 2008 after three seasons as the defensive coordinator.

PLAYING CAREER

A four-year starting offensive tackle at Toledo from 1997-2000, Harding set a school record with 46 consecutive starts. Harding was a first-team all-Mid-American Conference selection as a senior in 2000, when he captained a Toledo team that finished with a 10-1 record and a No. 25 ranking in the final Associated Press and *USA Today*/ESPN Coaches' polls. He was named the co-recipient of the Jim Nicholson Award, presented each year to the Toledo player who contributes the most toward the team's success. Toledo won or shared three MAC West Division titles in his four seasons, winning the 1997 and 1998 MAC West Division outright and finishing as co-champions of the MAC West in 2000.

EDUCATION

Toledo, 2001
Bachelor's in secondary education

Missouri, 2004
Master's in career and technical education

PERSONAL DATA

Hometown: Maumee, Ohio
Birthdate: July 11, 1978
Family: Wife Meredith; sons Colton and Jackson.

COACHING EXPERIENCE

2014-2016	Utah
2015-16	Assistant Head Coach Offensive Line
2014	Co-Offensive Coordinator Offensive Line
2009-13	Wyoming
2013	Co-Offensive Coordinator Offensive Line
2012	Co-Offensive Line Run Game Coordinator
2009-11	Co-Offensive Line
2005-08	Troy HS (Mich.)
2008	Head Coach Defensive Coordinator
2005-07	Defensive Coordinator
2002-04	Missouri Offensive Graduate Asst.

BOWL GAMES

2016	Foster Farms Bowl
2015	Las Vegas Bowl
2014	Las Vegas Bowl
2011	New Mexico Bowl
2009	New Mexico Bowl
2003	Independence Bowl

ASSISTANT COACH



Sharrieff Shah

CORNERBACKS / CO-SPECIAL TEAMS COORDINATOR | 6TH YEAR

Sharrieff Shah, now in his sixth year as Utah's cornerbacks coach, is in his second year as the co-special teams' coordinator. His primary responsibility on special teams is the return units.

Cited by ESPN.com in 2014 as one of "10 coaches who adapt and thrive," Shah has helped his players do the same, developing three cornerback converts into NFL draft picks. Onetime safety Keith McGill was the first Pac-12 cornerback drafted in 2014 when he was selected in the fourth round by Oakland. Rowe, who also began his Ute career at safety, was drafted in the second round by Philadelphia in 2015 and played for the Super Bowl champion New England Patriots in 2016. Most recently, receiver-turned-cornerback Brian Allen was drafted in the fifth round by Pittsburgh in 2017.

Shah's corners accounted for half of Utah's interceptions in both 2012 and 2015. The 2015 Utes led the Pac-12 with 22 interceptions, which ranked third nationally. Utah also led the Pac-12 in passes defended in 2015 with 88—38 of them from the cornerbacks.

In 2016, Utah's 18 interceptions (seven by the cornerbacks) ranked second in the Pac-12 and tied for ninth in the nation. The corners also contributed 26 of Utah's 71 passes defended to help Utah tie for 14th place nationally.

Shah was named "Defensive Backs Coach of the Week" by CoachingSearch.com after wins over Michigan and California in 2015. His corners had two interceptions against Michigan—returning one for a touchdown—and reeled in three of Utah's five picks against future NFL No. 1 overall draft pick Jared Goff of Cal.

Last year, in Shah's first season as the co-special teams' coordinator over the return teams, the Utes ranked third in the Pac-12 and 21st in the nation with a 23.4 kickoff return average. Cory Butler-Byrd and Kyle Fulks both had returns of 90-plus yards, with Butler-Byrd scoring on a 99-yard kickoff return.

Before his promotion to co-special teams' coordinator, Shah served as the lead coach for Utah's punt return unit in 2014 and 2015. In 2014, Kaelin Clay was a first-team All-American and first-team All-Pac-12 return specialist who led the country in punt returns for touchdowns (3). The Utes finished fifth nationally in total punt return yards (386).

In 2015, Utah led the Pac-12 in total punt returns (30) and was second in punt return yards (325). Britain Covey finished second in the Pac-12 in punt returns (21) and average (11.71) and was

named honorable mention All-Pac-12 as a true freshman.

After an all-conference career at Utah, Shah took a unique path into coaching. He spent 12 years as a practicing attorney, first as a commercial litigator with Parsons, Behle & Latimer (2001-06) and then as a trial attorney with Siegfried & Jensen (2006-11). He specialized in medical malpractice and catastrophic automobile accidents at Siegfried & Jensen, which is the largest personal injury law firm in the state of Utah.

During his career as an attorney, Shah stayed tethered to the game as a certified agent through the NFL's Player Association (NFLPA) from 1996-2002. He also trained players for the NFL Combine, was a sideline reporter for Utah's flagship radio station ESPN 700 from 2000-11 and a sideline analyst for local television stations KUTV and KJZZ in their Ute broadcasts for three seasons.

As an agent, he negotiated multi-million dollar contracts and represented players in the NFL, CFL and NFL Europe. Among his clients was his brother Karim Abdul Jabbar (now known as Abdul Karim-Al Jabbar), a former running back for the Miami Dolphins, Cleveland Browns and Indianapolis Colts.

PLAYING CAREER

A four-year letterman for the Utes from 1990-93, Shah started three seasons at strong safety before he incurred a career-ending neck injury three games into his senior season. A team captain, Shah was an honorable mention all-Western Athletic Conference safety in 1991 and 1992. He was named the *Sports Illustrated* National Defensive Player of the Week and WAC Player of the Week in Utah's 1991 win over Oregon State, when he contributed 13 tackles, five tackles for loss, three sacks and two forced fumbles. Shah's performance against OSU still ranks in the top five in Utah's single-game record book in four different categories: tackles for loss, forced fumbles, sacks and total lost yards (30). He also ran indoor track for the Utes, competing in the 60-yard dash and long jump from 1990-92. He qualified for the WAC Indoor Track and Field Championships all three years.

EDUCATION

Utah: 1993
Bachelor's in political science

Utah: 1995
Master's in exercise and sport science

Utah: 2001
Juris Doctorate

PERSONAL DATA

Birthdate: January 29, 1971
Hometown: Los Angeles
Family: Married to the former Jennifer Lui. Sons Sharrieff Jr. and Omar. Sharrieff Jr. played football at Utah, lettering from 2014-16.

COACHING EXPERIENCE

Year	Team
2012-2016	Utah Cornerbacks Co-Special Teams Coord.
2012-15	Cornerbacks

BOWL GAMES

2016	Foster Farms Bowl
2015	Las Vegas Bowl
2014	Las Vegas Bowl

ASSISTANT COACH



Justin Ena

LINEBACKERS / CO-SPECIAL TEAMS COORDINATOR | 3RD YEAR

Justin Ena (pronounced eh-nuh) undertakes his third year as Utah's linebackers coach. He is in his second year as the co-special teams' coordinator in charge of the coverage teams.

The linebackers have played a big role in Utah leading the Pac-12 and ranking in the top 25 nationally in rushing defense for the past two seasons. The 2015 Utes finished sixth nationally in rushing defense.

Ena has also made an impact on Utah's special teams. Utah was the NCAA's net punting champion in 2016 with a 44.63 average.

Ena coached seniors Gianni Paul and Jared Norris to All-Pac-12 honors in his first season with the Utes. Paul, the team's leading tackler in 2015 with 117 stops, made the first team and Norris (second with 87 tackles) was named to the All-Pac-12 second team. Norris now plays for the Carolina Panthers.

Ena's position has also won three Pac-12 Defensive Player of the Week honors—two by Paul in 2015 and one by Sunia Tauteoli in 2016.

Now in his ninth year as a college coach, Ena played four seasons in the NFL from 2002-05 with Philadelphia and Tennessee.

His most recent coaching stop before joining the Utah staff was at Weber State in 2014, where he was the defensive coordinator and linebackers coach. He spent the six previous years at Southern Utah (2008-13)—the last four as the defensive coordinator. He was SUU's special teams coordinator his first two seasons.

Southern Utah achieved NCAA FCS top-25 national rankings on both special teams and defense with Ena as a coordinator, including a No. 1 national ranking in net punting in 2009. Other high national marks included FCS rankings of No. 3 in punt return average and No. 6 in net punting in 2008; No. 9 in punt return average in 2009; No. 17 in scoring defense, No. 21 in total defense and No. 21 in run defense in 2010; No. 13 in sacks per game and No. 19 in pass defense in 2011; and No. 5 in turnover margin in 2012.

The 2013 T-birds finished second in the Big Sky Conference in total defense and third in scoring defense.

Individual honors during Ena's time at SUU included two-year All-America punter Trevor Ward and return specialist Nick Miller, the nation's leader in all-purpose yards in 2008. Other accolades went to All-America defensive tackle Cody Larsen and Freshman All-Americans Zak Browning (linebacker), and James Cowser (defensive end). Browning was the Big Sky's Newcomer of the Year in 2012.

The Thunderbirds placed 12 defenders on the all-Great West Conference team from 2010-11, including 10 first-team selections. Tyler Osborne became SUU's first GWC Defensive Player of the Year in 2011.

PLAYING CAREER

As an undergraduate at BYU, Ena was a three-year starter and three-time Mountain West all-conference linebacker. He then spent four seasons in the NFL, three with the Philadelphia Eagles and one with the Tennessee Titans, playing in 47 NFL games.

EDUCATION

Brigham Young, 2001
Bachelor's in history

PERSONAL DATA

Hometown: Shelton, Wash.
Birthdate: Nov. 20, 1977
Family: Wife Dana. Son Justice, daughter Olivia.

COACHING EXPERIENCE

Year	Utah
2015-2016	Linebackers Co-Special Teams Coord.
2015	Linebackers
2014	Weber State Defensive Coordinator Linebackers
2008-13	Southern Utah
2010-13	Defensive Coordinator Linebackers
2008-09	Special Teams Coordinator

BOWL GAMES

2016	Foster Farms Bowl
2015	Las Vegas Bowl

ASSISTANT COACH



Lewis Powell

DEFENSIVE LINE | 3RD YEAR

Third-year Ute assistant Lewis Powell is in his second year as Utah's defensive line coach following one season coaching the tight ends. Powell previously apprenticed at Utah as a graduate assistant coach in 2009 and 2010 and an administrative assistant in 2011. He left for a post as Hawaii's defensive line coach from 2012-14 before returning to his alma mater.

Including his years as a graduate assistant, Utah has played in bowl game all four years with Lewis on the coaching staff (2009, 2010, 2015, 2016).

In his first season supervising the defensive line, Utah had the top rushing defense in the Pac-12 in 2016 and also led the conference in sacks (43) and tackles for loss (101). The Utes ranked in the top 12 nationally in sacks and tackles for loss.

Lewis saw five of his linemen earn All-Pac-12 honors in 2016, including first-team selection Hunter Dimick. A finalist for the Ted Hendricks Award as the nation's top defensive lineman, Dimick was named a second-team All-American by Walter Camp, Football Writers Association of America and four other teams. He was a third-team Associated Press All-American.

Dimick led the Pac-12 in sacks (14.5) and tackles for loss (20.0) in 2016, while honorable mention All-Pac-12 selection Pita Taumoepeu tied for fourth in the conference with 9.0 sacks.

Taumoepeu became the first draft pick of Lewis's young coaching career—selected in the sixth round of the 2017 NFL Draft by San Francisco. Dimick (Jacksonville) and Pasoni Tasini (Arizona) signed undrafted free agent contracts.

Powell also found success coaching the defensive line at Hawaii, which ranked third in the nation in tackles for loss per game (8.3) in 2013.

PLAYING CAREER

Powell lettered from 2001-03 at Utah, playing on the defensive line. He was named the 2003 Liberty Bowl Defensive Player of the Game in Utah's 17-0 victory over Southern Miss. Utah finished the season with a 10-2 record and was the MWC champion. Following his collegiate career, Powell signed a free agent contract and attended camp with the Cleveland Browns in 2004. He played in the Arena Football League as an offensive and defensive lineman for the Memphis Xplorers (2005) and Utah Blaze (2006-08).

EDUCATION

Utah, 2004
Bachelor's in sociology

PERSONAL DATA

Hometown: East Palo Alto, Calif.
Birthdate: Jan. 29, 1981
Family: Married to the former Levalasi Key.
Daughter Levani and son Lewis Jr.

COACHING EXPERIENCE

2015-	Utah
2016-	Defensive Line
2015	Tight Ends
2012-14	Hawaii
	Defensive Line
2009-11	Utah
2011	Administrative Assistant
2009-10	Graduate Assistant

BOWL GAMES

2016	Foster Farms Bowl
2015	Las Vegas Bowl
2010	Las Vegas Bowl
2009	Poinsettia Bowl

ASSISTANT COACH



Guy Holliday

WIDE RECEIVERS | 2ND YEAR

Guy Holliday, now in his second season as Utah's wide receivers coach, is approaching a quarter century of college coaching. His 24 seasons on the sidelines include 19 years as a receivers coach and six as an offensive coordinator.

Holliday came to Utah from Brigham Young, where he coached the receivers from 2013-15. His other FBS stops were Western Michigan (2000-02), Mississippi State (2003-06) and UTEP (2008-12). He also coached at Clark-Atlanta (1991), Tuskegee (1992-94), Alabama State (1995 and 1998-99) and Cornell (2007).

Holliday's position played a big role in BYU's No. 21-ranked passing offense in 2015 (296.5 yards per game) and No. 26 passing game in 2014 (278.7 yards per game). He coached Cody Hoffman, the leading receiver in BYU history.

In 2008, Holliday worked with the nation's No. 14-ranked passing offense at UTEP and the Miners ranked 20th in passing offense in 2009. Earlier in his career, he helped Western Michigan win the 2000 Mid-American Conference Western Division title. As the offensive coordinator at Alabama State in 1995 and from 1998-99, the Hornets were one of the Southwestern Athletic Conference's top passing teams. Holliday was also the offensive coordinator at Tuskegee, which ranked in the top 10 in passing offense all three years he was the offensive coordinator.

Holliday has had 22 wide receivers sign with NFL teams, most recently Utah's Tim Patrick, who signed as an undrafted free agent with Baltimore following the 2016 season. Other Holliday-coached receivers who made NFL rosters were BYU's Hoffman and Mitch Mathews; UTEP's Jeff Moturi, Kris Adams, Donavon Kemp and Jordan Leslie (who also played one season for Holliday at BYU); Mississippi State's Justin Jenkins, Lance Long and Brandon McRae; Western Michigan's Kendrick Mosley, Corey Alston, Greg Jennings and Tony Scheffler; Alabama State's J.J. Huggins, Reggie Barlow and Damon Hodge; Clark-Atlanta's Chuck Evans and Millard Hamilton; Tuskegee's Chris Holder and Anthony Mitchell; and Cornell's Bryan Walters.

Holliday has also coached four all-conference players at previous FBS stops: Mississippi State's Jenkins, Western Michigan's Mobolaji Afariogun (at tight end) and Steve Neal and UTEP's Moturi.

EDUCATION

Cheyney University (Pa.), 1987
Bachelor's degree in mass communications

PERSONAL DATA

Hometown: Baltimore
Birthdate: Jan. 1, 1966
Family: Wife Michelle. Seven children.

COACHING EXPERIENCE

2016-	Utah
	Wide Receivers
2013-15	Brigham Young Wide Receivers
2008-12	UTEP Wide Receivers Recruiting Coordinator
2007	Cornell Wide Receivers
2003-06	Mississippi State Wide Receivers
2000-02	Western Michigan
2000	Tight Ends
2001-02	Wide Receivers
1998-99	Alabama State Offensive Coordinator Wide Receivers
1995	Alabama State Offensive Coordinator Quarterbacks Wide Receivers
1992-94	Tuskegee Offensive Coordinator Running Backs
1991	Clark-Atlanta Running Backs

BOWL GAMES

2016	Foster Farms Bowl
2015	Las Vegas Bowl
2014	Miami Beach Bowl
2013	Fight Hunger Bowl
2010	New Mexico Bowl

ASSISTANT COACH



Freddie Whittingham

TIGHT ENDS / RECRUITING COORDINATOR | 2ND YEAR

Freddie Whittingham is in his second season as Utah's tight ends coach and recruiting coordinator. He spent four years as Utah football's director of player personnel before making the move to the sidelines.

While he has just one season of coaching under his belt, Whittingham has been immersed in the sport his entire life. His father, the late Fred Whittingham Sr., played in the NFL for nine seasons before embarking on a 20-year NFL and college coaching career, including six years on the Ute staff. Brother Kyle is Utah's current head football coach and brother Cary is the head football coach at Timpview High School in Provo, Utah.

Freddie Whittingham is also well versed in Utah football through his time as its director of player personnel. From 2012-15, he managed all aspects of recruiting administration and organization, directed camps and clinics, and served as the NFL liaison for the Utes.

Prior to joining the Utah football staff in 2012, Whittingham spent nearly 20 years with the McGraw-Hill companies and Simon & Schuster as a sales and marketing executive in the higher education publishing industry. He directed McGraw-Hill Higher Education's West Sales Region, encompassing universities and colleges west of the Mississippi and accounting for annual sales revenues of \$100 million.

PLAYING CAREER

Whittingham lettered as a freshman on BYU's 1984 national championship team and was a three-year starting running back from 1987-89. He served as BYU's team captain in 1989, a season in which he was also named a first-team CoSIDA Academic All-American. He was BYU's leading rusher for three consecutive seasons (1987-89), a two-time academic all-Western Athletic Conference selection and BYU's Outstanding Senior Student-Athlete for all sports in 1990. He played on the Los Angeles Rams' practice squad in 1990 and in the World League of American Football in 1991 for the San Antonio Riders and as a member of the Team Dallas practice squad.

EDUCATION

Brigham Young, 1992
Bachelor's in psychology

PERSONAL DATA

Hometown: Provo, Utah
Birthdate: Mar. 16, 1966
Family: Children Ashley, Sam and Rachel.

UTAH EXPERIENCE

2016-	Utah
2012-15	Tight Ends/Recruiting Coord. Director of Player Personnel

BOWL GAMES

2016	Foster Farms Bowl
------	-------------------

ASSISTANT COACH



Kiel McDonald

RUNNING BACKS | 1ST YEAR

Kiel (pronounced Kyle) McDonald was hired as Utah's running backs coach in January after five seasons in the same position at Eastern Washington, where he was also the co-special teams' coordinator.

While at EWU from 2012-16, the Eagles made the FCS playoffs four times and advanced to the national semifinals in 2012, 2013 and 2016.

While best known for its passing attack (Eastern Washington averaged an FCS-best 401.0 passing yards per last season), McDonald wasted no time shoring up its run game. After inheriting a run game that just averaged 79.0 yards in 2011, McDonald's rushers improved to 183.7 yards per game in his second season.

The EWU running backs also saw their yards-per-carry average jump from 3.0 yards per rush in 2011 to 5.3 yards per carry by 2013—the school's best figure in a dozen seasons. In 2014, McDonald coached senior Quincy Forte to second team All-Big Sky Conference honors when he rushed for 910 yards and nine touchdowns. In 2015, three underclass running backs combined to average 4.9 yards per carry. Eastern's rushers averaged 4.1 yards per rush in 2016.

Before going to Eastern Washington, McDonald spent one season as a graduate assistant offensive quality control coach for Dennis Erickson at Arizona State in 2011. With his hiring at Utah, McDonald succeeded Erickson, who retired after the 2016 season.

The 33-year old McDonald's other coaching experience was as an intern with the San Francisco 49ers in 2010. That season, he also coached the defensive backs and served as the strength coach at San Jose City College.

PLAYING CAREER

McDonald's collegiate playing career began at Sacramento City College, where he was an honorable mention All-NorCal Conference cornerback as a sophomore. He transferred to Sacramento State, where he played in 2005, before graduating with honors (Cum Laude) in the spring of 2006. He finished his career at Idaho, tallying 31 tackles (two for loss), an interception and five pass breakups in 2006.

EDUCATION

Sacramento State, 2006
Bachelor's in business communication

PERSONAL DATA

Hometown: Colorado Springs, Colo.
Birthdate: April 22, 1983

COACHING EXPERIENCE

2017-	Utah
	Running Backs
2012-16	Eastern Washington Running Backs Co-Special Teams Coord.
2011	Arizona State Graduate Assistant Offensive Quality Control
2010	San Francisco 49ers Intern
2010	San Jose City College Defensive Backs Strength & Conditioning

BOWL GAMES

2016	FCS Semifinals
2014	FCS Quarterfinals
2013	FCS Semifinals
2012	FCS Semifinals
2011	Maaco Bowl

FOOTBALL STAFF



VINCE CONTI
Offensive Graduate Assistant

Vince Conti is now in his third season as an offensive graduate assistant working with the quarterbacks and his ninth year overall on the Utah football staff.

Conti was offered an opportunity to coach in 2015 after putting in two years as a Ute football manager from 2009-10, followed by four years as an administrative assistant from 2011-14.

Conti earned his bachelor's degree in exercise and sport science from Utah in 2013 and is now attending graduate school as a non-matriculated student. A Salt Lake City native, Conti was born Oct. 15, 1990.



JEREMY LAPAN
Defensive Graduate Assistant

Jeremy LaPan, in his third season as an on-field graduate assistant and his sixth season overall at Utah, works with the linebackers and special teams and also scouts opponent offenses.

LaPan earned the opportunity to join the coaching staff after spending three seasons as a Utah football administrative assistant from 2012-14. In that role, he provided administrative support to the coaches over the tight ends, offensive line and special teams.

LaPan came to Utah after finishing his college football career at Montana, where he played offensive tackle from 2010-11. Montana won the 2011 Big Sky championship and advanced to the FCS semifinals his senior season.

LaPan also played two years at Santa Ana College (2008-09), where he was first-team all-Mission Conference and a team captain in 2009. He spent a redshirt season at Utah State in 2010 before transferring to Montana.

LaPan, 28, earned a bachelor's degree in sociology from Montana in 2012 and is currently finishing the graduate program at Utah in sport psychology. The native of Garden Grove, Calif., was born Dec. 16, 1988.



BRIAN ALLRED
Massage Therapist



GREG ARGUST
Associate Director of Sports Performance



BROCK BANDUR
Defensive Administrative Asst.



J.T. CATTELAN
Graphic Designer



CASSIDY BLAINE
Academic Advisor



ROBERT BLECHEN
Assistant Director of Player Personnel



BETH BRENNAN
Coordinator of Football Academics



HELEN BUCHANAN
Executive Assistant to the Head Coach



GIANNA COLOSIMO
Recruiting Operations Coordinator



MIKE CORBETT
Assistant Director of Football Operations



MATT DIMMITT
Director of Football Video



REGGIE DUNN
Defensive Administrative Asst.



CRAMER ENGLAND
Football Digital Content Videographer



ALEMA FITSEMANU
Director of High School Relations



ADAM FRY
Defensive Administrative Asst.



MADDIE HANSEN
Football Creative Director



CODY HEIDBREDER
Head Football Equipment Manager



JORDAN HICKS
Assistant Director of Sports Performance



ART HOOMIRATANA
Offensive Administrative Asst.



DOUG KAUFUSI
Recruiting Assistant



DAN LEONARD
Assoc. Director of Sports Turf Management

FOOTBALL STAFF



DOUG ELISAIA
Director of Sports
Performance for Football

Doug Elisaia (pronounced ell-ee-sy-a), a member of the National Strength and Conditioning Association and the Collegiate Strength and Conditioning Coaches Association, is in his 12th year as Utah football's director of sports performance. He spent one year as Utah's assistant strength coach before his promotion to director in 2006.

Elisaia joined the Utes after two years on the Kentucky strength and conditioning staff from 2002-04, where he worked with the football and baseball teams.

From 2000-01, he was employed by Wayne State as the defensive line coach and football team's strength and conditioning coach. He served in a similar capacity at McPherson College for the 1998-99 seasons.

Elisaia played defensive tackle at Iowa Wesleyan from 1991-95 and led the team in tackles as a senior while earning NAIA Academic All-America honors. The three-year team captain graduated in 1996 with a bachelor's degree in physical education and a minor in athletic training and coaching.

Born in Redwood City, Calif., Elisaia was raised in Pago Pago, American Samoa. As a senior at Leone High School, he was named the American Samoa High School Athletics Association's Scholar-Athlete of the Year. He was recognized by the government of American Samoa as the Outstanding Offensive Lineman at the Samoan Goodwill Games, held in Honolulu.

The 45-year-old Elisaia and his wife Leata have four children: daughters Safua, Seleisa and Colleen; and son, Samuelu.



JEFF RUDY
Director of Football
Operations

Utah's director of football operations Jeff Rudy is involved in virtually every aspect of the football team that occurs outside the sidelines. He is in his 12th year in his current position and 13th year overall, having joined the Utah staff in 2005 as a program assistant.

Coordinating the day-to-day logistics of the football team and managing its budget are two of Rudy's primary responsibilities and he also assists with recruiting, team travel, camps and clinics, marketing and public relations, special functions and administrative projects.

He oversaw one of the biggest football facility projects in the nation during the construction of the Spence & Cleone Eccles Football Center, which opened in the summer of 2013.

Before coming to Utah, Rudy was the athletics director and offensive coordinator at Ontario High School in California from 2003-05. He coached the offensive line at Chaffey College from 2000-03, during which time the team played in the Southern California Bowl three times (2000-02). From 1998-00, Rudy coached the offensive line at Bonita High School (Calif.), helping the team to the 1999 C.I.F. state championship. In 1997, he was an assistant coach at Cedar High School in Utah.

Rudy played football at Southern Utah where he was an honorable mention all-America West Conference offensive lineman and SUU's two-time African-American Scholar-Athlete of the Year.

Rudy graduated from SUU in 1998 with a bachelor's degree in physical education. He earned a master's degree in administration of physical education from Azusa Pacific in 2006. The 43-year-old native of Ontario, Calif., is married to the former Brandie Blood. They have a son Dalton and daughters Peyton and Kayton.



PABLO CANO
Director of Player
Personnel

Now in his second year as the director of football player personnel, Pablo Cano (pronounced kahn-o) is in his sixth year overall at Utah. He served as Utah's assistant director of football player personnel from 2012-15.

Cano coordinates the logistics of Utah's recruiting, including prospective student-athlete visits, and also serves as the team's NFL liaison. In his first year as the director of player personnel, Utah's 2017 recruiting class received a composite ranking of No. 39 in the nation from a coalition of four top recruiting sites (247, ESPN, Rivals and Scout).

Cano has 27 years of experience as a football recruiter and coach in six states and at five universities, four junior colleges and three high schools. Before joining Utah's staff, he spent three seasons as the on-site recruiting coordinator at Arizona State from 2009-11.

Cano was the head coach at New Mexico Highlands in 2006 and 2007, where he also served as the recruiting coordinator. He was a coach and recruiting coordinator at two other four-year institutions—Texas College (2006) and Lincoln University (2003-05) —as well as four junior colleges: Pasadena City College (2008), Compton College (2002), Mt. San Antonio College (2001) and East Los Angeles College (1998-2000).

A former college defensive back, Cano played at Whitworth (1986), Rio Hondo College (1989) and Cal State Hayward (1990-91). He received a bachelor's degree in kinesiology from Cal State Los Angeles in 1999.

The native of East Los Angeles is married to the former Patricia Vasquez. He has a daughter Paulina.



AUSTIN LEWIS
Equipment Assistant



JOE MCBETH
Head Football
Athletic Trainer



SIONE POUHA
Defensive
Administrative Asst.



PAUL RAUCH
Graduate Assistant
Trainer



DR. JONATHAN RAVARINO
Director of Psychology
and Wellness



MEGAN REINER
Learning Specialist



ERNIE RIMER
Director of
Sports Science



CYRUS SATOIFAIGA
Defensive
Administrative Asst.



KELLY SHARITT
Executive Director of
Equipment Operations



KRISTAL STUDER
Learning Specialist



JANICE WHATCOTT
Office Assistant



SKIP WHITMAN
Director of Video and
Broadcast Services



AARON WHITE
Associate Director
RES/JMHC Services



SCOTT WILLIS
Assistant Director of
Sports Performance

ADMINISTRATION



Chris Hill, Ph.D.

ATHLETICS DIRECTOR / SPECIAL ASSISTANT TO THE PRESIDENT | 31ST YEAR

Just 37 years old when he was appointed as Utah's director of athletics, Chris Hill, Ph.D. has led the school's athletics programs to unprecedented success since his hiring in October of 1987. Now in his 31st year at Utah, he is the nation's longest actively tenured athletics director at the same school in the NCAA FBS.

Hill's most monumental accomplishment was spearheading Utah's move to the Pac-12 Conference in 2011. In their first six seasons in the "Conference of Champions," the Utes have won three Pac-12 gymnastics championships (2014, 2015, 2016), one baseball title (2016) and a football South Division co-championship (2015).

Utah has won 10 NCAA team championships during Hill's tenure—six by the ski team (including the 2017 NCAA title) and four by the gymnastics team. The Utes have also placed second in the nation 16 times since he took the helm, including the 1998 men's basketball team's NCAA runner-up finish and a No. 2 final national ranking by the football team after its win over Alabama in the 2009 Sugar Bowl.

Hill has hired three coaches who won National Coach of the Year honors at Utah: football coaches Urban Meyer (2004) and Kyle Whittingham (2008), and men's basketball coach Rick Majerus (1998).

Hill has served on several national boards, including the NCAA Division I Men's Basketball Committee (2004-09), chair of the NCAA Championships/Competition Cabinet (1997-98) and the NCAA Management Council Administrative Committee. He was on NACDA's executive committee from 2002-06.

The football program, which had not played in a bowl in the 22 years preceding Hill's appointment as athletics director, is 14-4 in bowl games during his term. Utah's other athletic programs have also thrived under his leadership. The men's basketball team has played in 15 NCAA Tournaments—advancing to the Sweet 16 six times and the Elite Eight twice. In 1998, the Runnin' Utes played Kentucky for the NCAA Championship. The women's basketball team also has 15 NCAA appearances, making the Sweet 16 twice and the Elite Eight once. The gymnastics team has made 20 NCAA Super Six appearances while qualifying for the NCAA Championships all 30 years with Hill as

AD—and the ski team has finished first or second in the nation 15 times under his watch.

He has received a number of awards, including the following: 2011 National Association of Collegiate Directors of Athletics (NACDA) Under Armour West Region Athletic Director of the Year, finalist for the 2011 Athletic Director of the Year by *SportsBusiness Journal* and *SportsBusiness Daily*, 2011 Utah YMCA Man of the Year, 2004 Mountain West Conference's Commissioner's Award, 1981 Milton Bennion Fellowship, 1984 Utah Recreation Therapy Association Outstanding Service award and 1996 Utah MS Sportsperson of the Year.

The New Jersey native was inducted into the Jersey Shore Hall of Fame in 1998. In 2001, the National Consortium for Academics and Sports awarded him its Degree Completion and Outreach and Community Service Honor Award.

Hill has served in five capacities at the U., starting in 1973-74 as a graduate assistant basketball coach on Bill Foster's staff. After coaching boys' basketball at Salt Lake's Granger High from 1975-79 (he was the 1975 4A Coach of the Year), Hill returned to the U. as an assistant coach to Jerry Pimm (1979-81). From 1983-85, he taught in the University's special education department before becoming the athletic department's Crimson Club director (1985-86). In 1987, he was named the director of athletics.

Hill was the executive director of United Cerebral Palsy of Utah from 1981-85, during which time he developed a housing project for people with severe physical disabilities.

As an undergraduate, Hill won three letters in basketball at Rutgers and co-captained the 1971-72 team. His bachelor's degree from Rutgers is in math education (1972). He holds a master's in education (Utah, 1974), and a Ph.D. in educational administration (Utah, 1982).

His wife Kathy, a faculty member in the U.'s Department of Special Education in severe disabilities, received the 2010 College of Education Service Award and the 2012 ASUU Student Choice Award for Excellence in Teaching. They have two children, Aly and Christopher; three granddaughters, Addie, Lily and Ayumi, and a grandson, Jack.

Aly played soccer for the University of Oregon and has a master's degree in social work from Utah. She teaches students with severe disabilities in the Salt Lake City School District. Christopher holds a bachelor's and law degree from the U. He works in business strategy for ESPN and is married to Darci Motoki, who received her bachelor's degree from Boston College and her master's degree from Claremont Graduate University. She is a consultant for Accenture.

HIGHLIGHTS

Men's Basketball

Final Four	1998 (runner-up)
Elite Eight	1997, '98
Sweet 16	1991, '96, '97, '98, 2005, '15
NCAA Tournament	15 times

Football

Bowl Record	14-4
BCS Bowl Record	2-0
Pac-12 South Champion	2015

Women's Gymnastics

NCAA Champion	1990, '92, '94, '95
NCAA Runner-up	2000, '06, '07, '08, '15
NCAA Super Six	20 times
Pac-12 Champion	2014, '15, '16

Women's Basketball

Elite Eight	2006
Sweet 16	2001, '06
NCAA Tournament	15 times

Skiing

NCAA Champion	1988, '93, '96, '97, 2003, '17
NCAA Runner-up	9 times

Volleyball

NCAA Sweet 16	2001, '08
NCAA Tournament	13 times

Softball

College World Series	1991, '94
Super Regional	2016, '17
NCAA Tournament	14 times

Soccer

NCAA Sweet 16	2016
NCAA Tournament	7 times

Baseball

NCAA Tournament	2009, '16
Pac-12 Champion	2016

Women's Cross Country

NCAA Championships	2015, '16
--------------------	-----------

HILL'S FACILITY LEGACY

George S. Eccles Tennis Center (1989)
Ute Baseball Field (1994)
Volleyball Crimson Court (1994)
Ute Soccer Field (1995)
Rice-Eccles Stadium (1998)
Dumke Gymnastics Center (1998)
Burbidge Athletics Academic Center (2001)
Spence Eccles Field House (2004)
Alex Smith Strength & Conditioning Center (2009)
McCarthy Family Track & Field Complex (2010)
McCarthy Football Practice Fields (2012)
Dumke Family Softball Stadium (2013)
Spence & Cleone Eccles Football Center (2013)
Sorensen High Performance Center (2015)
Jon M. and Karen Huntsman Basketball Center (2015)
Ute Outdoor Tennis Courts (2015)
Spence Eccles Ski Building (2017)

ADMINISTRATION



David W. Pershing, Ph.D.

PRESIDENT | 6TH YEAR

David W. Pershing proudly celebrates four decades of service to the University of Utah. Named as the 15th President in 2012, President Pershing leads a diverse team of faculty and staff as the chief executive at one of the world's top research universities.


President Pershing joined the University of Utah as an Assistant Professor of Chemical Engineering in 1977. He was named a Presidential Young Investigator by the National Science Foundation in 1984, became Dean of the College of Engineering in 1987, and was named a Distinguished Professor of Chemical Engineering in 1995. In 1998, Dr. Pershing became the Senior Vice President for Academic Affairs responsible for approximately 1,000 faculty and 25,000 students in the colleges of the main campus. Now, as President, Dr. Pershing continues his commitment to the undergraduate experience with initiatives

and programs aimed at enriching academic excellence on campus.

A gifted teacher and prolific researcher, President Pershing is the recipient of the University of Utah's Distinguished Teaching and Distinguished Research Awards and the U's Rosenblatt Prize for Excellence. He has authored more than 80 peer-reviewed publications, won more than 20 research grants totaling approximately \$60 million, and earned five patents. He was named Engineering Educator of the Year by the Utah Engineering Council in 2002 and is a winner of the Governor's Medal for Science and Technology. He was director of the University of Utah's Center for Simulation of Accidental Fires and

Explosions, fueled by a \$40 million grant from the U.S. Department of Energy.

President Pershing holds a bachelor's degree from Purdue University and a Ph.D. from the University of Arizona, both in chemical engineering.



President David W. Pershing flashed a "U" while speaking at the University of Utah's 2014 Commencement ceremony with former Ute quarterback Alex Smith (lower left), a featured speaker, looking on.

ATHLETICS DEPARTMENT ADMINISTRATION



LIZ ABEL
Sr. Associate A.D.
Communications



MARK ANDERSON
Director of
Major Gifts



ANN ARGUST
Associate A.D.
Marketing & Branding



KYLE BRENNAN
Deputy Athletics
Director



KATE CHARIPAR
Associate A.D.
Compliance



KRIS GROSS
Executive Assistant
to the A.D.



MANNY HENDRIX
Sr. Associate A.D.
Development



KAREN PAISLEY
Faculty
Representative



STEVE PYNE
Director of Event and
Facility Management



NONA RICHARDSON
Sr. Associate A.D.
SWA/S-A Support



STEVE SMITH
Associate A.D.
Business/CFO



JIMMY SOTO
Assistant A.D.
Major Gifts



DAVID WOODBURY
Director of
Ticket Operations



ERIK WEIERHOLT
Director of
Academic Services



Travis Wilson was carried off the field after throwing for two touchdowns in the Utes' win over No. 5 Stanford in 2013. It was Utah's first home win over a top-five team in school history.

SERIES HISTORY

SERIES RECORDS

UTAH'S ALL-TIME SERIES RECORDS

Opponent	W	L	T	Opponent	W	L	T	Opponent	W	L	T	Opponent	W	L	T
12th Infantry	1	0	0	Fresno State	7	4	0	North Carolina	1	1	0	Southern Mississippi	1	0	0
9th Calvary	2	0	0	Georgia Tech	2	0	0	Northern Arizona	1	0	0	Southern Utah	1	0	0
Air Force	13	14	0	Hawaii	15	12	0	Northern Colorado	3	0	0	Stanford	4	3	0
Alabama	1	0	0	Honolulu All-Stars	1	0	0	Northwestern	1	1	0	TCU	5	3	0
All Hallows	3	0	0	Houston	0	4	0	Notre Dame	0	1	0	Tennessee	0	3	0
Arizona	21	19	2	Idaho	14	12	2	Occidental	1	1	0	Texas	0	1	0
Arizona State	8	20	0	Idaho College	3	0	0	Ogden High	3	0	0	Texas A&M	1	2	0
Army	0	3	0	Idaho State	7	0	0	Ohio State	0	1	0	Texas Tech	0	2	0
Boise State	2	5	0	Illinois	0	1	0	Oklahoma	0	1	0	Tulsa	2	2	0
Brigham Young	59	34	4	Indiana	3	1	0	Oklahoma State	0	1	0	UCLA	4	11	0
Cal Poly-Pomona	0	0	1	Iowa	1	0	0	Oregon	9	21	0	UNLV	14	2	0
California	5	6	0	Iowa State	1	4	0	Oregon Short Line	1	0	0	USC	5	10	0
Carlisle	0	1	0	Kansas	2	2	0	Oregon State	9	11	1	Utah State	79	29	4
Collegiate Institute	0	1	0	LDS College	1	0	0	Pacific	0	1	0	UTEP	25	8	0
Colorado	28	32	3	Louisiana-Monroe	1	0	0	Pittsburgh	3	0	0	Washington	1	9	0
Colorado College	16	11	0	Louisiana State	0	2	0	Portland State	1	0	0	Washington State	7	7	0
Colorado Mines	6	4	0	Louisville	4	0	0	Rice	1	3	0	Weber State	4	0	0
Colorado State	56	22	2	Michigan	3	1	0	Saint Mary's	0	1	0	West Virginia	1	0	0
Creighton	0	1	1	Minnesota	1	1	0	Saint Vincent's	0	1	0	Western State	1	0	0
Crescents	0	1	0	Missouri	1	1	0	Salt Lake City High	3	3	0	Whitman	2	0	0
CS-Fullerton	1	0	0	Montana	11	0	0	San Diego State	17	12	1	Wisconsin	1	2	0
CS-Long Beach	1	0	0	Montana State	10	0	0	San Francisco	1	0	0	Wyoming	51	31	1
Denver	28	10	5	National Guard	0	1	0	San Jose State	7	1	0	YMCA	0	5	0
Drake	1	1	0	Navy	1	0	0	Santa Clara	1	2	1	Totals	661	453	31
Florida	0	1	0	Nebraska	0	4	0	SMU	1	1	0				
Fort Douglas	8	0	0	Nevada	4	5	1	South Dakota	1	0	0				
Fort Warren	0	1	0	New Mexico	33	17	2	South Florida	1	0	0				

SERIES VS. ALL CONFERENCES

ATLANTIC COAST (10-1)

Georgia Tech	2	0	0
Louisville	4	0	0
North Carolina	1	1	0
Pittsburgh	3	0	0

AMERICAN (4-7)

Houston	0	4	0
SMU	1	1	0
South Florida	1	0	0
Tulsa	2	2	0

BIG SKY (38-0)

Idaho State	7	0	0
Montana	11	0	0
Montana State	10	0	0
Northern Arizona	1	0	0
Northern Colorado	3	0	0
Portland State	1	0	0
Southern Utah	1	0	0
Weber State	4	0	0

Note: Conference groupings reflect 2017 affiliations.

BIG TEN (10-12)

Illinois	0	1	0
Indiana	3	1	0
Iowa	1	0	0
Michigan	3	1	0
Minnesota	1	1	0
Nebraska	0	4	0
Northwestern	1	1	0
Ohio State	0	1	0
Wisconsin	1	2	0

BIG 12 (9-14)

Iowa State	1	4	0
Kansas	2	2	0
Oklahoma	0	1	0
Oklahoma State	0	1	0
TCU	5	3	0
Texas	0	1	0
Texas Tech	0	2	0
West Virginia	1	0	0

CONFERENCE USA (27-11)

Rice	1	3	0
Southern Miss	1	0	0
UTEP	25	8	0

INDEPENDENTS (59-38-4)

Army	0	3	0
Brigham Young	59	34	4
Navy	1	0	0
Notre Dame	0	1	0

MID-AMERICAN (0-0)

MISSOURI VALLEY (1-0)

South Dakota	1	0	0
--------------	---	---	---

MOUNTAIN WEST (298-154-11)

Air Force	13	14	0
Boise State	2	5	0
Colorado State	56	22	2
Fresno State	7	4	0
Hawaii	15	12	0
Nevada	4	5	1
New Mexico	33	17	2
San Diego State	17	12	1
San Jose State	7	1	0
UNLV	14	2	0
Utah State	79	29	4
Wyoming	51	31	1

PAC-12 (101-149-6)

Arizona	21	19	2
Arizona State	8	20	0
California	5	6	0
Colorado	28	32	3
Oregon	9	21	0
Oregon State	9	11	1
Stanford	4	3	0
UCLA	4	11	0
USC	5	10	0
Washington	1	9	0
Washington State	7	7	0

PIONEER (1-1)

Drake	1	1	0
-------	---	---	---

SEC (3-9)

Alabama	1	0	0
Florida	0	1	0
Louisiana State	0	2	0
Missouri	1	1	0
Tennessee	0	3	0
Texas A&M	1	2	0

SUN BELT (15-12-2)

Idaho	14	12	2
Louisiana-Monroe	1	0	0

2017 OPPONENT QUICK FACTS

NORTH DAKOTA FIGHTING HAWKS

Location: Grand Forks, N.D.
Enrollment: 13,927
Colors: Kelly Green & White
Athletics Director: Brian Faison
Head Coach: Bubba Schweigert
Record at School: 21-14 (.600), 3 years
Career Record: 42-34 (.552), 7 years
Media Contact: Ryan Powell
 (701-777-2986/ryan.powell@athletics.und.edu)
Website: www.undsports.com
Stadium: Alerus Center (12,283/FieldTurf)
Offense: Pro
Defense: 3-4



BYU COUGARS

Location: Provo, Utah
Enrollment: 30,395
Colors: Blue & White
Athletics Director: Tom Holmoe
Head Coach: Kalani Sitake
Record at School: 9-4 (.692), 1 year
Career Record: 9-4 (.692), 1 year
Media Contact: Brett Pyne
 (801-422-4912/brett_pyne@byu.edu)
Website: www.byucougars.com
Stadium: Lavell Edwards Stadium
 (63,470/Natural grass)
Offense: Multiple
Defense: Multiple



SAN JOSE STATE SPARTANS

Location: San Jose, Calif.
Enrollment: 32,410
Colors: Gold, White & Blue
Athletics Director: Mary Tuite
Head Coach: Brent Brennan
Record at School: First year
Career Record: First year
Media Contact: Lawrence Fan
 (408-768-3424/lawrence.fan@sjsu.edu)
Website: sjsuspartans.com
Stadium: Spartan Stadium (30,456/Natural grass)
Offense: Multiple
Defense: Multiple 4-3



ARIZONA WILDCATS

Location: Tucson, Ariz.
Enrollment: 42,236
Colors: Cardinal & Navy
Athletics Director: David Heeke
Head Coach: Rich Rodriguez
Record at Arizona: 36-29 (.532), 5 years
Career Record: 156-113-2 (.597), 23 years
Media Contact: Blair Willis
 (541-621-0914/bmw23@email.arizona.edu)
Website: www.arizonawildcats.com
Stadium: Arizona Stadium (56,675/FieldTurf)
Offense: Multiple-Spread
Defense: 3-3-5 Stack



STANFORD CARDINAL

Location: Stanford, Calif.
Enrollment: 16,336
Colors: Cardinal & White
Athletics Director: Bernard Muir
Head Coach: David Shaw
Record at School: 64-17 (.790), 6 years
Career Record: 64-17 (.790), 6 years
Media Contact: Alan George
 (574-340-3977/ageorge2@stanford.edu)
Website: www.gostanford.com
Stadium: Stanford Stadium (50,000/Natural grass)
Offense: Multiple
Defense: 3-4



USC TROJANS

Location: Los Angeles, Calif.
Enrollment: 43,000
Colors: Cardinal & Gold
Athletics Director: Lynn Swann
Head Coach: Clay Helton
Record at USC: 6-4 (.600), 2 years
Career Record: 6-4 (.600), 2 years
Media Contact: Tim Tesselone
 (213-740-8480/tesselon@usc.edu)
Website: www.USCTrojans.com
Stadium: Los Angeles Memorial Coliseum
 (93,607/Natural grass)
Offense: Multiple
Defense: 5-2



ARIZONA STATE SUN DEVILS

Location: Tempe, Ariz.
Enrollment: 82,000
Colors: Maroon & Gold
Athletics Director: Ray Anderson
Head Coach: Todd Graham
Record at Arizona State: 39-26 (.600), 5 years
Career Record: 88-55 (.615), 11 years
Media Contact: Mark Brand
 (480-965-6592/mark.brand@asu.edu)
Website: www.thesundevils.com
Stadium: Sun Devil Stadium (56,232/Natural grass)
Offense: Multiple
Defense: Multiple



OREGON DUCKS

Location: Eugene, Ore.
Enrollment: 24,500
Colors: Green & Yellow
Athletics Director: Rob Mullens
Head Coach: Willie Taggart
Record at Oregon: First year
Career Record: 40-45 (.471), 7 years
Media Contact: Andy McNamara
 (541-346-2253/mcnamara@uoregon.edu)
Website: www.goducks.com
Stadium: Autzen Stadium (54,000/FieldTurf)
Offense: Multiple
Defense: 3-4



UCLA BRUINS

Location: Los Angeles, Calif.
Enrollment: 43,239
Colors: Blue & Gold
Athletics Director: Dan Guerrero
Head Coach: Jim Mora
Record at UCLA: 41-24 (.631), 5 years
Career Record: 41-24 (.631), 5 years
Media Contact: Steve Rourke
 (310-206-8187/srourke@athletics.ucla.edu)
Website: www.uclabruins.com
Stadium: Rose Bowl (80,616/Natural grass)
Offense: Multiple
Defense: Multiple



WASHINGTON STATE COUGARS

Location: Pullman, Wash.
Enrollment: 19,446
Colors: Crimson & Gray
Athletics Director: Bill Moos
Head Coach: Mike Leach
Record at School: 29-24 (.460), 5 years
Career Record: 113-77 (.595), 15 years
Media Contact: Bill Stevens
 (509-335-2684/wsstevens@wsu.edu)
Website: www.wsucougars.com
Stadium: Martin Stadium (39,952/FieldTurf)
Offense: Spread
Defense: 3-4



WASHINGTON HUSKIES

Location: Seattle, Wash.
Enrollment: 44,786
Colors: Purple & Gold
Interim Athletics Director: Jennifer Cohen
Head Coach: Chris Petersen
Record at School: 27-14 (.659), 3 years
Career Record: 119-26 (.821), 11 years
Media Contact: Jeff Bechtold
 (206-685-7910/bechtold@uw.edu)
Website: www.GoHuskies.com
Stadium: Husky Stadium (70,138/FieldTurf)
Offense: Pro-style
Defense: Multiple



COLORADO BUFFALOES

Location: Boulder, Colo.
Enrollment: 32,220
Colors: Silver, Gold & Black
Athletics Director: Rick George
Head Coach: Mike MacIntyre
Record at Colorado: 20-31 (.392), 4 years
Career Record: 36-52 (.409), 7 years
Media Contact: Dave Plati
 (303-492-5626/david.plati@colorado.edu)
Website: www.cubuffs.com
Stadium: Folsom Field (50,183/Natural grass)
Offense: Multiple
Defense: 3-4 Base



SERIES HISTORY VS. THE 2017 FIELD

UTAH-NORTH DAKOTA

Series Snapshot: First Meeting.

Series Record: 0-0	Last Utah Win: N/A
First Game: 2017	Last SUU Win: N/A
Last Game: N/A	In Salt Lake City: 0-0
Series Streak: N/A	In Grand Forks: 0-0
	Neutral Site: 0-0

UTAH-BRIGHAM YOUNG

Series Snapshot: Utah leads the series with BYU 59-34-4, although the Cougars don't recognize six games (split 3-3) when it was known as the Brigham Young Academy. Utah has beaten BYU six straight times and has won 11 of the last 15 games. Kyle Whittingham is 8-3 against his alma mater as Utah's head coach. The Utes lead the Cougars 19-17-1 in Provo, including the last two meetings in Lavell Edwards Stadium in 2011 and 2013.

Series Record: Utah leads 59-34-4	Last Utah Win: 2016 (20-19)
First Game: 1896 (Utah 12-4)	Last BYU Win: 2009 (26-23, OT)
Last Game: 2016 (Utah 20-19)	In Salt Lake City: 39-17-3
Series Streak: Won 6	In Provo: 19-17-1
	Neutral Site: 1-0

Last Game (Sept. 10, 2016, Salt Lake City): With 0:18 remaining, Utah stopped BYU's 2-point conversion attempt to secure a 20-19 win. Utah got off to a quick start when Sunia Tauteoli picked off Taysom Hill's pass on the first play from scrimmage and returned it 41 yards for a touchdown. But the Utes had to overcome six turnovers of their own for their sixth-straight win over BYU. With BYU leading 13-7 and just seconds remaining in the first half, Troy Williams found Tim Patrick for a 21-yard touchdown pass to put Utah up 14-13. Andy Phillips had all six Utah points in the second half on field goals of 47 and 29 yards. Reginald Porter led the defense with seven tackles and his first career interception.

Scoring	1	2	3	4	Final
BYU	6	7	0	6	19
Utah	7	7	3	3	20



Reggie Porter had his first career interception and a team-high seven tackles in Utah's 20-19 win over BYU last season in Rice-Eccles Stadium.

UTAH-SAN JOSE STATE

Series Snapshot: Utah holds a 7-1 series lead over San Jose State with its sole loss coming in the 1974 homecoming game in old Rice Stadium. The Utes, who have won the last four contests including last year's meeting in San Jose, lead 2-1 in Salt Lake City (most recently in 2010).

Series Record: Utah leads 7-1	Last Utah Win: 2016 (34-17)
First Game: 1969 (Utah 42-7)	Last San Jose State Win: 1974 (24-6)
Last Game: 2016 (Utah 34-17)	In Salt Lake City: 2-1
Series Streak: Won 4	In San Jose: 5-0
	Neutral Site: 0-0

Last Game (Sept. 17, 2016, San Jose): After trailing early in the second quarter, Utah scored 28 unanswered points and beat San Jose State 34-17. Utah's 10 sacks (tied for the second most in school history) included two apiece by Hunter Dimick and Filipino Mokofisi. Tim Patrick had a career-high 121 receiving yards, while running backs Zach Moss and Armand Shyne rushed for 95 and 92 yards, respectively. Troy Williams completed 20-of-26 passes (71%) for 257 yards and a touchdown (1 INT). Andy Phillips made both of his field goal attempts and broke the school record for PATs in a career with the first of his four extra point kicks. Sunia Tauteoli had a team-high eight tackles, including a sack and 1.5 TFL.

Scoring	1	2	3	4	Final
Utah	6	14	7	7	34
San Jose State	3	7	0	7	17

UTAH-ARIZONA

Series Snapshot: Utah leads Arizona 21-19-2 in its second-longest series against a Pac-12 Conference school. The Utes snapped a four-game losing streak to the Wildcats with last year's 36-23 homecoming win. Arizona leads 10-9-2 in Tucson, where Utah last won in 2011. Kyle Whittingham's first regular-season victory as Utah's head coach came against Arizona in the 2005 season opener.

Series Record: Utah leads 21-19-2	Last Utah Win: 2016 (36-23)
First Game: 1924 (Utah 32-7)	Last Arizona Win: 2015 (37-30, 2OT)
Last Game: 2016 (Utah 36-23)	In Salt Lake City: 11-9
Series Streak: Won 1	In Tucson: 9-10-2
	Neutral Site: 1-0

Last Game (Oct. 8, 2016, Salt Lake City): Utah pulled away from Arizona in the second half for a 36-23 win—the 100th victory of Kyle Whittingham's head coaching career. With Arizona leading 14-3 late in the second quarter, a safety by Pasoni Tasini turned the tide and started a 26-0 run by the Utes. Tyrone Smith made a one-handed grab on a pass from Troy Williams on the ensuing possession to bring Utah within two points (14-12) at halftime. Armand Shyne rushed for a career-high 101 yards and a touchdown before leaving with an injury. Williams passed for 245 yards and a touchdown and rushed for a career-high 73 yards and two scores. Evan Moeai had a career-high 81 yards receiving. Chase Hansen's team-high nine tackles included a jarring hit that popped the ball loose for an incompleteness and was intercepted on a diving catch by Marcus Williams. Brian Allen and Dominique Hatfield also registered interceptions.

Scoring	1	2	3	4	Final
Arizona	7	7	0	9	23
Utah	3	9	17	7	36

SERIES HISTORY VS. THE 2017 FIELD

UTAH-STANFORD

Series Snapshot: Utah leads the series 4-3 (2-0 as members of the Pac-12) and has won the last three games since a Stanford win in 1995. The series resumes this fall after a two-year break. The last time they met, Utah escaped with a 20-17 double overtime road win in 2014. In 2013, the Utes pulled off one of the biggest upsets in school history, beating previously unbeaten and No. 5-ranked Stanford in Salt Lake City. The road team has the edge: the Cardinal lead 2-1 in Salt Lake City and Utah leads 3-0 in Stanford. Stanford won a neutral site game in Berkeley, Calif., in 1924.

Series Record: Utah leads 4-3
 First Game: 1902 (Stanford 35-11)
 Last Game: 2014 (Utah 20-17, 2 OT)
 Series Streak: Won 3

Last Utah Win: 2014 (20-17, 2 OT)
 Last Stanford Win: 1995 (27-20)
 In Salt Lake City: 1-2
 In Stanford: 3-0
 Neutral Site: 0-1

Last Game (Nov. 15, 2014, Stanford): Travis Wilson threw a touchdown pass in both overtime periods and Nate Orchard's 3.5 sacks led a stifling Utah defense in a 20-17 win at Stanford. After allowing a touchdown on Stanford's opening drive, the Utes shut out the Cardinal for the rest of regulation. Utah tied the score at 7-7 in the second quarter when Orchard forced a fumble that was recovered by Eric Rowe and Wilson capped the ensuing drive with a 2-yard touchdown run. Wilson finished 21-of-28 passing for 177 yards and touchdown passes to Kaelin Clay and Kenneth Scott in the two overtimes. Orchard had a team-high 10 tackles on a day when he set the school single-season sack record (16.5). Rowe had eight tackles, a tackle for loss, fumble recovery and two pass breakups.

Scoring	1	2	3	4	OT1	OT2	Final
Utah	0	7	0	0	7	6	20
Stanford	7	0	0	0	7	3	17

UTAH-USC

Series Snapshot: Utah has won two of the last three matchups with USC to improve to 2-4 against the Trojans in Pac-12 games and 5-10 all time. Utah is 1-7 on the road against USC with its lone win 101 years ago, in 1916. The Utes have never won in the Coliseum, which opened in 1923. Utah's first football game as a member of the Pac-12 Conference was against USC in 2011.

Series Record: USC leads 10-5
 First Game: 1915 (Utah 20-13)
 Last Game: 2016 (Utah 31-27)
 Series Streak: Won 1

Last Utah Win: 2016 (31-27)
 Last USC Win: 2015 (42-24)
 In Salt Lake City: 3-2
 In Los Angeles: 1-7
 Neutral Site: 1-1

Last Game (Sep. 23, 2016, Salt Lake City): Utah stunned USC with a 93-yard drive featuring two fourth-down conversions in the last five minutes to snatch a 31-27 come from behind win. Zach Moss' 5-yard run on fourth down gave Utah a first down on the USC 18-yard line and Troy Williams fired the game-winning touchdown pass to Tim Patrick on the next play with 16 seconds remaining. Williams, who completed 21-of-34 passes for 270 yards and two touchdowns without an interception, rallied Utah from a 24-10 third-quarter deficit. Patrick caught six passes for 100 yards, including four catches for 49 yards and a touchdown on the final drive. Offensive lineman Isaac Asiata started the comeback when he fell on a fumble in the end zone in the third quarter to cut USC's lead to 24-17. Sunia Tauteoli had a career-high 11 tackles and one of Utah's three forced fumbles—all recovered by the Utes.

Scoring	1	2	3	4	Final
USC	7	10	7	3	27
Utah	7	3	7	14	31

UTAH-ARIZONA STATE

Series Snapshot: While Utah trails the series 20-8, the Utes have won the last two games to improve to 2-4 against the Sun Devils as members of the Pac-12 Conference. Utah's win in 2015 was its first at home over ASU since 1973 and its win last year in Tempe was its first road victory against the Sun Devils since 1976. The Utes trail 4-6 in Salt Lake City and 4-14 in Tempe.

Series Record: ASU leads 20-8
 First Game: 1961 (Utah 28-26)
 Last Game: 2016 (Utah 49-26)
 Series Streak: Won 2

Last Utah Win: 2016 (49-26)
 Last ASU Win: 2014 (19-16, OT)
 In Salt Lake City: 4-6
 In Tempe: 4-14
 Neutral Site: 0-0

Last Game (Nov. 10, 2016, Tempe): Hunter Dimick tied the Pac-12 record for sacks in a game with five and the Utes overcame a 13-0 first-quarter deficit to beat Arizona State 49-26 for its first win in Tempe since 1976. Dimick also set a school record with 6.5 tackles for loss in the game and Utah's 22 total TFL set a school record and was one off the NCAA record. Troy Williams passed for a career-high 296 yards and four touchdowns and Raelon Singleton had a career-high 116 receiving yards and three TDs. Joe Williams rushed for 181 yards and two touchdowns, including an 82-yard TD sprint that was the fourth-longest run from scrimmage in school history. Chase Hansen returned an interception for a touchdown and Marcus Williams also intercepted a pass. Pita Taumoepenu had three sacks and four TFL.

Scoring	1	2	3	4	Final
Utah	0	21	7	21	49
Arizona State	13	7	6	0	26

UTAH-OREGON

Series Snapshot: Oregon leads the all-time series 21-9, including last year's 30-28 win in Salt Lake City. The Utes won the last time they played in Eugene, 62-20 in 2015. Oregon is 11-5 against the Utes in Eugene and has a 10-4 advantage in Salt Lake City.

Series Record: Oregon leads 21-9
 First Game: 1933 (Oregon 26-7)
 Last Game: 2016 (Oregon 30-28)
 Series Streak: Lost 1

Last Utah Win: 2015 (62-20)
 Last Oregon Win: 2016 (30-28)
 In Salt Lake City: 4-10
 In Eugene: 5-11
 Neutral Site: 0-0

Last Game (Nov. 19, 2016, Salt Lake City): An overturned call in the end zone with two seconds remaining allowed Oregon to slip past No. 11 Utah, 30-28. Utah took a 28-24 lead with 2:18 remaining on a 30-yard touchdown pass from Troy Williams to Evan Moeai. The celebration proved short lived when Oregon scored the go-ahead touchdown on a pass play that was initially ruled out of bounds. Joe Williams rushed for 149 yards—crossing over 1,000 yards on the season—and Hunter Dimick's two sacks gave him the school career sack record (29). Cody Barton led Utah with a career-high 20 tackles.

Scoring	1	2	3	4	Final
Oregon	3	0	7	20	30
Utah	7	0	7	14	28

SERIES HISTORY VS. THE 2017 FIELD

UTAH-UCLA

Series Snapshot: Although Utah trails the series with UCLA 11-4, the Utes are 3-3 against the Bruins as members of the Pac-12 Conference. UCLA has a 5-2 series advantage in Salt Lake City and leads the Utes 6-2 in Los Angeles, where Utah won last season. The Bruins won the last time they played in Rice-Eccles Stadium—17-9 in 2015.

Series Record: UCLA leads 11-4
 First Game: 1933 (UCLA 21-0)
 Last Game: 2016 (Utah 52-45)
 Series Streak: Won 1

Last Utah Win: 2016 (52-45)
 Last UCLA Win: 2015 (17-9)
 In Salt Lake City: 2-5
 In Los Angeles: 2-6
 Neutral Site: 0-0

Last Game (Oct. 22, 2016, Pasadena): Joe Williams ran wild in Utah's 52-45 win against UCLA in the Rose Bowl, rushing for a school-record 332 yards and tying the school mark with four touchdowns. Williams' 332 yards was the second-best rushing game in the NCAA FBS in 2016 and the fourth-best in Pac-12 history. Cory Butler-Byrd, who returned the game's first kickoff 99 yards for a touchdown, finished with 251 all-purpose yards. The Utes jumped to a 14-0 lead only to see UCLA score 21 unanswered points to finish the first quarter. Utah snatched the lead back for good in the third quarter on a 46-yard field goal by Andy Phillips, who also made two 45-yard kicks. Brian Allen and Jordan Fogal had two interceptions apiece and Chase Hansen forced and recovered a fumble.

Scoring	1	2	3	4	Final
Utah	14	13	18	7	52
UCLA	21	0	14	10	45

UTAH-WASHINGTON STATE

Series Snapshot: Washington State won back-to-back games in 2013 and 2014 to tie the series with Utah 7-7. The visiting team usually has the upper hand in this rivalry: Washington State leads 4-3 in Salt Lake City and Utah leads 4-2 in Pullman. The Cougars, on the arm of Drew Bledsoe, won the only neutral site game, 31-28, in the 1992 Copper Bowl.

Series: Tied 7-7
 First Game: 1966 (Utah 26-15)
 Last Game: 2014 (WSU 28-27)
 Series Streak: Lost 2

Last Utah Win: 2012 (49-6)
 Last WSU Win: 2014 (28-27)
 In Salt Lake City: 3-4
 In Pullman: 4-2
 Neutral Site: 0-1

Last Game (Sept. 27, 2014, Salt Lake City): After jumping out to a 21-0 first-quarter lead in its 2014 Pac-12 Conference opener, Utah scored just six points the rest of the way in a 28-27 loss to Washington State. Utah's early scoring burst came on an interception return by Eric Rowe, the third punt return for a touchdown of the season by Kaelin Clay and a 76-yard TD run by Devontae Booker, who finished with 178 net rushing yards. Utah's remaining points came from Andy Phillips on field goals of 46 and 43 yards and three PATs. Utah's defense held WSU in check for most of the game before surrendering 14 points in the fourth quarter. Jared Norris (12 tackles, 1.0 sack, 2.5 TFL, 1 PBU) led the Utes. Brian Blechen added 10 tackles (1.0 sack) and Jason Fanaika had two sacks and a fumble recovery.

Scoring	1	2	3	4	Final
Washington State	0	7	7	14	28
Utah	21	3	0	3	27

UTAH-WASHINGTON

Series Snapshot: The Huskies have had the Utes' number, winning nine of 10 contests to date, with Utah's sole win coming in Seattle in 2015. Utah is 1-3 against UW in Pac-12 games. The Huskies lead the series with Utah 7-1 in Seattle and 2-0 in Salt Lake City.

Series Record: Washington leads 9-1
 First Game: 1931 (Washington 7-6)
 Last Game: 2016 (Washington 31-24)
 Series Streak: Lost 1

Last Utah Win: 2015 (34-23)
 Last Washington Win: 2016 (31-24)
 In Salt Lake City: 0-2
 In Seattle: 1-7
 Neutral Site: 0-0

Last Game (Oct. 29, 2016, Salt Lake City): The No. 17 Utes took No. 4 and unbeaten Washington to the wire in a 31-24 loss before the second-largest crowd in Utah history (47,801). Trailing the Huskies 14-0, Utah scored 17 unanswered points to go up 17-14. Washington went on a 10-0 run to take a 24-17 fourth-quarter lead only to see the Utes knot the score at 24-24 on a 24-yard pass play from Troy Williams to Evan Moeai. Washington's go-ahead score came on a 58-yard punt return with 3:25 remaining. Utah advanced to the UW 26-yard line on its final drive, but turned the ball over on downs. Joe Williams rushed for 172 yards and a touchdown and Chase Hansen had a team-high nine tackles (0.5 TFL) and an interception.

Scoring	1	2	3	4	Final
Washington	7	7	7	10	31
Utah	0	10	7	7	24

UTAH-COLORADO

Series Snapshot: At 63 games, this is Utah's longest rivalry against a Pac-12 Conference team and the fifth-longest rivalry in school history. Colorado leads the overall series 32-28-3, while the Utes have a 4-2 advantage in Pac-12 games. Utah had won four straight against the Buffs before last season's loss in Boulder, where CU leads 16-12-1. The series is tied 15-15-2 in Salt Lake City. Played annually from 1903-1962 with four exceptions, the rivalry would go dormant for 49 years before resuming in 2011.

Series: Colorado leads 32-28-3
 First Game: 1903 (Colorado 22-0)
 Last Game: 2016 (Colorado 27-22)
 Series Streak: Lost 1

Last Utah Win: 2015 (20-14)
 Last CU Win: 2016 (27-22)
 In Salt Lake City: 15-15-2
 In Boulder: 12-16-1
 Neutral Site: 0-2

Last Time (Nov. 26, 2016, Boulder): Red zone failures and dropped balls derailed No. 21 Utah in a 27-22 loss to No. 9 Colorado. While exceptional play by Utah's special teams and defense kept the game close, the offense sputtered on five trips inside the red zone, producing just one touchdown, three short field goals and a turnover on the Buff 2-yard line. Utah's touchdowns came on a first-quarter 55-yard punt return by Boobie Hobbs and a touchdown reception by Demari Simpkins with 1:34 remaining in the game. The Utes had a chance to tie the score on the first play of the fourth quarter when Kyle Fulks returned a kickoff 93 yards to the Colorado 3-yard line, but instead were forced to settle for a field goal. Joe Williams rushed for 97 yards, while the defensive leaders were Chase Hansen (13 tackles, 1 TFL, 1 forced fumble), Kavika Luafatasaga (10 tackles, 2 TFL, 1 forced fumble) and Hunter Dimick (3 pass breakups, 1 TFL and a half sack).

Scoring	1	2	3	4	Final
Utah	7	0	6	9	22
Colorado	7	6	7	7	27

INFORMATION

HERE'S UTAH

2017 OUTLOOK

PLAYER BIOS

COACHES & STAFF

SERIES HISTORY

2016 IN REVIEW

BOWL HISTORY

RECORD BOOK

SERIES RECORDS

AIR FORCE (13-14)

1957... W... 34-0 Nov. 16... H
 1958... L... 14-16 Oct. 25... A
 1983... L... 31-33 Oct. 22... A
 1984... W... 28-17 Sep. 22... H
 1985... L... 15-37 Oct. 26... A
 1986... L... 35-45 Oct. 3... H
 1987... L... 27-48 Oct. 3... A
 1988... L... 49-56 Oct. 15... H
 1989... L... 38-42 Nov. 25... H
 1990... L... 21-52 Oct. 27... A
 1991... L... 21-24 Sep. 14... H
 1992... W... 20-13 Oct. 31... A
 1993... W... 41-24 Nov. 13... H
 1994... L... 33-40 Nov. 12... A
 1995... W... 22-21 Oct. 21... H
 1999... W... 21-15 Oct. 14... A
 2000... L... 14-23 Sep. 23... H
 2001... L... 37-38 Dec. 1... A
 2002... L... 26-30 Sep. 28... H
 2003... W... 45-43 (3OT) Nov. 1... A
 2004... W... 49-35 Sep. 25... H
 2005... W... 38-35 Sep. 22... H
 2006... W... 17-14 Nov. 18... A
 2007... L... 12-20 Sep. 8... H
 2008... W... 30-23 Sep. 20... A
 2009... W... 23-16 (OT) Oct. 24... H
 2010... W... 28-23 Oct. 30... A

ALABAMA (1-0)

2009... W... 31-17 Jan. 2... N

ARIZONA (21-19-2)

1924... W... 32-7 Oct. 18... H
 1925... W... 9-0 Oct. 16... A
 1936... W... 14-6 Oct. 3... H
 1940... W... 24-0 Oct. 12... H
 1941... W... 12-6 Dec. 6... A
 1942... L... 0-14 Oct. 3... A
 1946... W... 14-7 Oct. 5... H
 1947... T... 20-20 Dec. 6... A
 1948... W... 47-14 Oct. 2... H
 1949... T... 12-12 Oct. 1... A
 1950... W... 27-14 Sep. 30... H
 1951... W... 27-7 Sep. 22... A
 1952... L... 0-27 Oct. 4... H
 1953... W... 28-7 Sep. 19... A
 1954... L... 20-54 Sep. 25... H
 1959... W... 54-6 Oct. 31... H
 1960... W... 13-3 Sep. 24... A
 1965... L... 9-16 Sep. 18... H
 1966... W... 24-19 Oct. 22... A
 1967... W... 33-29 Oct. 21... A
 1968... L... 15-16 Nov. 16... H
 1969... L... 16-17 Nov. 15... A
 1970... W... 24-0 Oct. 24... H
 1971... L... 3-14 Oct. 23... A
 1972... W... 28-27 Nov. 4... H
 1973... L... 21-42 Oct. 27... A
 1974... L... 8-41 Oct. 12... H
 1975... L... 14-38 Nov. 22... A
 1976... L... 35-38 Oct. 30... H
 1977... L... 17-45 Oct. 22... A
 1983... L... 0-38 Sep. 10... A
 1994... W... 16-13 Dec. 27... N
 2000... L... 3-17 Sep. 2... H
 2002... L... 17-23 Sep. 14... A
 2004... W... 23-6 Sep. 11... A
 2005... W... 27-24 Sep. 2... H
 2011... W... 34-21 Nov. 5... A
 2012... L... 24-34 Nov. 17... H
 2013... L... 24-35 Oct. 19... A

2014... L... 10-42 Nov. 22... H
 2015... L... 30-37 (2OT) Nov. 14... A
 2016... W... 36-23 Oct. 8... H

ARIZONA STATE (8-20)

1961... W... 28-26 Oct. 7... A
 1962... L... 7-35 Nov. 10... A
 1963... L... 22-30 Nov. 2... A
 1964... W... 16-3 Oct. 24... H
 1966... W... 21-6 Nov. 5... A
 1967... L... 32-49 Nov. 4... H
 1968... L... 21-59 Nov. 9... A
 1969... W... 24-23 Oct. 11... H
 1970... L... 14-37 Nov. 14... A
 1971... L... 21-41 Sep. 25... H
 1972... L... 48-59 Oct. 14... A
 1973... W... 36-31 Nov. 3... H
 1974... L... 0-32 Oct. 19... A
 1975... L... 14-40 Nov. 1... H
 1976... W... 28-31 Nov. 13... A
 1977... L... 19-47 Oct. 29... H
 1981... L... 10-52 Sep. 12... A
 1982... L... 10-23 Sep. 11... A
 1985... L... 27-34 Oct. 12... A
 1986... L... 7-52 Oct. 25... A
 1991... L... 15-21 Oct. 5... A
 1993... L... 0-38 Sep. 4... A
 2011... L... 14-35 Oct. 8... H
 2012... L... 7-37 Sep. 22... A
 2013... L... 19-20 Nov. 9... H
 2014... L... 16-19 (OT) Nov. 1... A
 2015... W... 34-18 Oct. 17... H
 2016... W... 49-26 Nov. 10... A

ARMY (0-3)

1957... L... 33-39 Nov. 10... A
 1963... L... 7-8 Nov. 9... A
 1967... L... 0-22 Nov. 11... A

BOISE STATE (2-5)

1980... L... 7-28 Sep. 6... H
 1985... W... 20-17 Sep. 7... H
 1987... W... 31-27 Oct. 31... A
 1998... L... 28-31 Sep. 26... H
 1999... L... 20-26 Oct. 2... H
 2006... L... 3-36 Sep. 30... H
 2010... L... 3-26 Dec. 22... N

BRIGHAM YOUNG (59-34-4)

1896... W... 12-4 Apr. 6... H
 1896... W... 6-0 Nov. 14... H
 1896... L... 6-8 Dec. 5... A
 1897... L... 0-14 Dec. 4... H
 1897... L... 0-22 Dec. 18... A
 1898... W... 5-0 Nov. 24... H
 1922... W... 49-0 Oct. 14... H
 1923... W... 15-0 Oct. 27... A
 1924... W... 35-6 Oct. 25... H
 1925... W... 27-0 Oct. 31... A
 1926... W... 40-7 Nov. 13... H
 1927... W... 20-0 Nov. 12... A
 1928... T... 0-0 Nov. 17... H
 1929... W... 45-13 Nov. 2... H
 1930... W... 34-7 Oct. 18... H
 1931... W... 43-0 Oct. 17... H
 1932... W... 29-0 Oct. 15... H
 1933... W... 21-6 Oct. 14... H
 1934... W... 43-0 Oct. 13... H
 1935... W... 32-0 Nov. 2... A
 1936... W... 18-0 Oct. 31... H
 1937... W... 14-0 Oct. 2... H
 1938... T... 7-7 Oct. 15... H
 1939... W... 35-13 Oct. 14... A

1940... W... 12-6 Oct. 5... H
 1941... T... 6-6 Oct. 18... H
 1942... L... 7-12 Oct. 10... H
 1946... W... 35-6 Oct. 12... A
 1947... W... 28-6 Oct. 11... H
 1948... W... 30-0 Oct. 9... A
 1949... W... 38-0 Oct. 8... H
 1950... T... 28-28 Oct. 7... A
 1951... W... 7-6 Oct. 6... H
 1952... W... 34-6 Oct. 11... H
 1953... W... 33-32 Nov. 26... H
 1954... W... 12-7 Oct. 9... A
 1955... W... 41-9 Oct. 8... H
 1956... W... 41-6 Oct. 5... A
 1957... W... 27-0 Oct. 12... H
 1958... L... 7-14 Sep. 27... H
 1959... W... 20-8 Oct. 9... H
 1960... W... 17-0 Oct. 7... H
 1961... W... 21-20 Oct. 14... H
 1962... W... 35-20 Oct. 13... H
 1963... W... 15-6 Oct. 12... H
 1964... W... 47-13 Nov. 7... H
 1965... L... 20-25 Nov. 6... A
 1966... L... 13-35 Nov. 12... H
 1967... L... 13-17 Oct. 28... A
 1968... W... 30-21 Nov. 2... H
 1969... W... 16-6 Nov. 22... A
 1970... W... 14-13 Nov. 21... H
 1971... W... 17-15 Nov. 20... A
 1972... L... 7-16 Nov. 18... H
 1973... L... 22-46 Nov. 24... H
 1974... L... 20-48 Nov. 23... A
 1975... L... 20-51 Nov. 15... A
 1976... L... 12-34 Nov. 20... H
 1977... L... 8-38 Nov. 5... A
 1978... W... 23-22 Nov. 18... H
 1979... L... 0-27 Nov. 17... A
 1980... L... 6-56 Nov. 22... H
 1981... L... 28-56 Nov. 21... A
 1982... L... 12-17 Nov. 20... H
 1983... L... 7-55 Nov. 19... A
 1984... L... 14-24 Nov. 17... H
 1985... L... 28-38 Nov. 23... A
 1986... L... 21-35 Nov. 22... H
 1987... L... 18-21 Nov. 21... A
 1988... W... 57-28 Nov. 19... H
 1989... L... 31-70 Nov. 18... A
 1990... L... 22-45 Nov. 17... H
 1991... L... 17-48 Nov. 23... A
 1992... L... 22-31 Nov. 21... H
 1993... W... 34-31 Nov. 20... A
 1994... W... 34-31 Nov. 19... H
 1995... W... 34-17 Nov. 18... A
 1996... L... 17-37 Nov. 23... H
 1997... W... 20-14 Nov. 22... A
 1998... L... 24-26 Nov. 21... H
 1999... W... 20-17 Nov. 20... A
 2000... L... 27-34 Nov. 24... H
 2001... L... 21-24 Nov. 17... A
 2002... W... 13-6 Nov. 23... H
 2003... W... 3-0 Nov. 22... A
 2004... W... 52-21 Nov. 20... H
 2005... W... 41-34 (OT) Nov. 19... A
 2006... L... 31-33 Nov. 25... H
 2007... L... 10-17 Nov. 24... A
 2008... W... 48-24 Nov. 22... H
 2009... L... 23-26 (OT) Nov. 28... A
 2010... W... 17-16 Nov. 27... H
 2011... W... 54-10 Sep. 17... A
 2012... W... 24-21 Sep. 15... H
 2013... W... 20-13 Sep. 21... A
 2015... W... 35-28 Dec. 19... N
 2016... W... 20-19 Sep. 10... H

CALIFORNIA (5-6)

1920... L... 63-0 Oct. 23... A
 1958... L... 36-21 Oct. 11... A
 1963... L... 35-22 Nov. 16... H
 1964... W... 14-0 Nov. 14... A
 2000... L... 21-24 Sep. 9... A
 2003... W... 31-24 Sep. 11... H
 2009... W... 37-27 Dec. 23... N
 2011... L... 10-34 Oct. 22... A
 2012... W... 49-27 Oct. 27... H
 2015... W... 30-24 Oct. 10... H
 2016... L... 23-28 Oct. 1... A

COLORADO (28-32-3)

1903... L... 0-22 Oct. 3... A
 1904... L... 6-33 Oct. 1... H
 1905... L... 5-46 Nov. 4... A
 1906... W... 10-0 Nov. 17... H
 1907... L... 10-24 Nov. 16... A
 1908... W... 21-14 Nov. 14... H
 1910... L... 0-11 Oct. 29... N
 1911... L... 0-9 Nov. 18... H
 1912... L... 0-3 Nov. 9... N
 1913... L... 12-30 Nov. 8... H
 1914... L... 0-33 Nov. 7... A
 1915... W... 35-3 Oct. 30... H
 1916... W... 28-0 Oct. 28... H
 1917... L... 9-18 Nov. 10... A
 1919... W... 7-0 Nov. 8... H
 1920... W... 7-0 Nov. 6... A
 1921... T... 0-0 Nov. 12... H
 1922... W... 3-0 Oct. 21... A
 1923... L... 7-17 Nov. 17... H
 1924... L... 0-3 Nov. 1... A
 1925... W... 12-7 Oct. 24... H
 1926... W... 37-3 Oct. 23... A
 1927... W... 20-13 Oct. 22... H
 1928... W... 25-6 Oct. 27... A
 1929... W... 40-0 Oct. 19... H
 1930... W... 34-0 Nov. 15... A
 1931... W... 32-0 Nov. 14... H
 1932... W... 14-0 Nov. 5... A
 1933... W... 13-6 Nov. 11... H
 1934... L... 6-7 Nov. 10... A
 1935... L... 0-14 Nov. 9... H
 1936... L... 7-31 Nov. 7... A
 1937... L... 7-17 Nov. 6... H
 1938... T... 0-0 Nov. 5... A
 1939... L... 14-21 Nov. 4... H
 1940... W... 21-13 Nov. 2... H
 1941... W... 46-6 Nov. 1... H
 1942... W... 13-0 Nov. 7... A
 1943... L... 0-35 Oct. 9... A
 1943... L... 19-22 Nov. 6... H
 1944... L... 0-26 Oct. 14... H
 1945... L... 13-18 Oct. 6... A
 1946... W... 7-0 Nov. 2... H
 1947... W... 13-7 Nov. 1... A
 1948... W... 14-12 Oct. 30... H
 1949... L... 7-14 Oct. 29... A
 1950... T... 20-20 Oct. 28... H
 1951... L... 0-54 Nov. 10... A
 1952... L... 14-20 Nov. 1... H
 1953... L... 0-21 Nov. 7... A
 1954... L... 7-20 Nov. 13... H
 1955... L... 7-37 Nov. 5... A
 1956... L... 7-21 Nov. 17... H
 1957... L... 24-30 Sep. 28... A
 1958... L... 0-7 Nov. 15... H
 1961... W... 21-12 Nov. 11... A
 1962... W... 37-21 Sep. 22... H
 2011... L... 14-17 Nov. 25... H

SERIES RECORDS

2012...W... 42-35Nov. 23...A
 2013...W... 24-17Nov. 30...H
 2014...W... 38-34Nov. 29...A
 2015...W... 20-14Nov. 28...H
 2016...L... 22-27Nov. 26...A

COLORADO STATE (56-22-2)

1902...T... 0-0Oct. 25...H
 1903...L... 5-16Nov. 26...H
 1905...W... 24-0Nov. 30...H
 1911...W... 51-0Oct. 7...H
 1915...L... 9-21Oct. 16...H
 1916...L... 6-12Nov. 18...A
 1917...W... 25-12Nov. 3...H
 1919...L... 21-34Oct. 18...A
 1926...W... 10-6Oct. 30...H
 1927...L... 0-12Oct. 29...A
 1928...W... 6-0Oct. 20...H
 1929...W... 21-0Oct. 26...A
 1930...W... 39-0Nov. 1...A
 1931...W... 60-6Oct. 31...H
 1932...W... 16-0Nov. 19...A
 1933...W... 13-0Nov. 30...H
 1934...L... 6-14Nov. 17...A
 1935...W... 14-0Nov. 16...A
 1936...W... 13-0Nov. 26...H
 1937...W... 45-0Nov. 13...A
 1938...W... 13-0Nov. 12...H
 1939...W... 42-7Nov. 18...A
 1940...W... 27-0Nov. 16...H
 1941...W... 26-13Nov. 15...A
 1942...W... 33-14Oct. 31...H
 1945...W... 28-0Oct. 27...A
 1946...W... 13-0Nov. 9...A
 1947...W... 19-0Nov. 8...H
 1948...W... 12-3Nov. 6...A
 1949...L... 12-21Nov. 5...H
 1950...L... 7-32Nov. 11...A
 1951...W... 27-21Nov. 17...H
 1952...W... 14-6Nov. 8...A
 1953...W... 35-14Nov. 14...H
 1954...L... 13-14Nov. 6...A
 1955...W... 27-6Nov. 12...H
 1956...W... 49-27Nov. 10...A
 1957...W... 55-0Nov. 2...H
 1958...L... 0-20Nov. 8...A
 1959...L... 17-21Nov. 14...H
 1960...W... 27-6Nov. 5...A
 1961...W... 40-0Sep. 16...H
 1962...W... 26-8Nov. 3...A
 1963...W... 48-14Oct. 19...H
 1964...W... 13-3Oct. 17...A
 1965...W... 22-19Oct. 30...H
 1971...W... 42-16Oct. 16...H
 1972...W... 62-36Nov. 25...H
 1977...L... 3-44Oct. 1...A
 1978...W... 30-6Sep. 30...H
 1979...W... 21-16Oct. 6...A
 1980...T... 21-21Oct. 25...H
 1981...W... 24-13Oct. 17...A
 1982...W... 35-14Oct. 1...H
 1983...L... 28-31Oct. 1...A
 1984...W... 35-23Nov. 3...H
 1985...L... 19-21Nov. 16...A
 1986...W... 38-28Nov. 8...H
 1987...W... 24-23Oct. 10...H
 1988...W... 46-7Nov. 5...H
 1989...L... 10-50Oct. 28...H
 1990...L... 13-28Oct. 6...A
 1991...W... 21-16Oct. 19...H
 1992...W... 33-29Oct. 3...A
 1993...W... 38-21Oct. 23...H
 1994...W... 45-31Oct. 22...A

1995...L... 14-19Oct. 14...H
 1999...L... 24-31Oct. 28...A
 2000...L... 17-24Oct. 21...H
 2001...L... 17-19Oct. 27...A
 2002...L... 20-28Oct. 19...H
 2003...W... 28-21Sep. 27...A
 2004...W... 63-31Nov. 6...H
 2005...L... 17-21Oct. 8...A
 2006...W... 35-22Nov. 11...H
 2007...W... 27-3Oct. 27...A
 2008...W... 49-16Oct. 18...H
 2009...W... 24-17Oct. 10...A
 2010...W... 59-6Oct. 23...H
 2014...W... 45-10Dec. 20...N

DRAKE (1-1)

1924...L... 14-33Oct. 4...H
 1934...W... 6-0Sep. 28...A

FLORIDA (0-1)

1977...L... 29-38Nov. 19...A

FRESNO STATE (7-4)

1980...W... 27-12Sep. 27...H
 1989...L... 22-52Sep. 2...A
 1990...L... 7-31Sep. 15...H
 1992...L... 15-41Nov. 4...A
 1995...W... 25-21Sep. 23...H
 1996...W... 45-17Sep. 21...H
 1997...L... 27-13Oct. 2...A
 1998...W... 24-16Oct. 17...H
 1999...W... 17-16Dec. 18...N
 2014...W... 59-27Sep. 6...H
 2015...W... 45-24Sept. 19...A

GEORGIA TECH (2-0)

2005...W... 38-10Dec. 29...N
 2011...W... 30-27 (OT) .Dec. 31...N

HAWAII (15-12)

1926...W... 17-7Dec. 18...A
 1935...L... 20-21Dec. 14...A
 1938...W... 14-13Dec. 17...A
 1939...W... 34-19Nov. 11...H
 1947...L... 16-19Jan. 1...A
 1947...W... 35-0Oct. 4...H
 1950...W... 40-28Dec. 16...A
 1953...W... 47-24Oct. 3...H
 1958...W... 47-20Dec. 6...A
 1960...W... 33-6Sep. 17...H
 1967...W... 25-20Dec. 2...A
 1973...L... 6-7Dec. 1...A
 1979...W... 27-23Sep. 8...A
 1982...L... 7-10Oct. 9...A
 1983...W... 28-25Sep. 24...H
 1984...L... 17-20Oct. 20...A
 1985...W... 29-27Sep. 14...A
 1986...L... 13-33Nov. 1...H
 1987...L... 14-25Oct. 17...A
 1988...L... 20-48Sep. 24...H
 1989...L... 20-67Sep. 23...A
 1990...L... 7-19Sep. 22...H
 1991...L... 26-52Nov. 2...A
 1992...W... 38-17Oct. 10...H
 1993...L... 30-41Nov. 6...A
 1994...W... 14-3Oct. 15...H
 1998...W... 30-19Sep. 19...H

HOUSTON (0-4)

1966...L... 14-34Dec. 3...A
 1971...L... 16-42Nov. 27...A
 1977...L... 16-34Sep. 24...H
 1978...L... 25-42Sep. 23...A

IDAHO (14-12-2)

1908...T... 0-0Nov. 26...H
 1911...W... 19-0Nov. 30...H
 1919...W... 20-0Oct. 25...H
 1920...L... 0-10Nov. 11...N
 1921...W... 17-7Oct. 29...H
 1922...L... 0-16Nov. 11...N
 1937...L... 7-9Oct. 9...H
 1938...L... 0-16Nov. 24...H
 1939...W... 35-0Oct. 21...N
 1940...W... 13-6Nov. 21...H
 1941...W... 26-7Sep. 27...A
 1942...W... 13-7Nov. 26...H
 1947...L... 6-7Nov. 15...N
 1948...W... 21-6Sep. 25...H
 1950...L... 19-26Sep. 23...N
 1951...W... 40-19Nov. 22...H
 1952...T... 21-21Sep. 27...N
 1953...W... 21-0Sep. 26...H
 1954...L... 13-14Oct. 30...H
 1955...W... 20-13Sep. 24...N
 1956...L... 21-27Oct. 27...H
 1957...L... 6-21Oct. 5...N
 1958...L... 0-20Oct. 4...H
 1959...W... 47-13Nov. 7...N
 1962...W... 25-21Oct. 27...H
 1963...L... 9-10Sep. 28...N
 1964...W... 22-0Oct. 3...H
 1993...L... 17-28Oct. 2...H

IDAHO STATE (7-0)

1944...W... 24-0Sep. 30...H
 1944...W... 38-12Oct. 21...A
 1978...W... 56-0Sep. 9...H
 1987...W... 51-16Sep. 26...H
 1988...W... 41-16Sep. 10...H
 1994...W... 66-0Sep. 10...H
 2014...W... 56-14Aug. 28...H

ILLINOIS (0-1)

1988...L... 24-35Sep. 17...A

INDIANA (3-1)

1975...L... 7-31Sep. 27...A
 2001...W... 28-26Sep. 22...A
 2002...W... 40-13Sep. 7...H
 2016...W... 26-24Dec. 28...N

IOWA (1-0)

1978...W... 13-9Oct. 7...A

IOWA STATE (1-4)

1970...L... 13-16Oct. 3...H
 1972...L... 22-44Sep. 23...A
 1975...L... 3-31Oct. 4...H
 1976...L... 14-44Oct. 9...A
 2010...W... 68-27Oct. 9...A

KANSAS (2-2)

1950...L... 26-39Nov. 4...H
 1951...L... 7-26Oct. 13...A
 1993...W... 16-41Sep. 18...A
 1996...W... 45-42Sep. 28...H

LOUISIANA-MONROE (1-0)

1999...W... 42-0Oct. 9...H

LOUISIANA STATE (0-2)

1974...L... 10-35Nov. 30...A
 1976...L... 7-35Nov. 27...A

LOUISVILLE (4-0)

1997...W... 27-21Sep. 6...A
 1998...W... 45-22Sep. 12...H
 2007...W... 44-35Oct. 5...A
 2009...W... 30-14Sep. 26...H

MICHIGAN (3-1)

2002...L... 7-10Sep. 21...A
 2008...W... 25-23Aug. 30...A
 2014...W... 26-10Sep. 20...A
 2015...W... 24-17Sep. 3...H

MINNESOTA (1-1)

1967...L... 12-13Sep. 23...A
 1990...W... 35-29Sep. 8...A

MISSOURI (1-1)

1955...W... 20-14Oct. 1...A
 1964...L... 6-23Sep. 26...A

MONTANA (11-0)

1904...W... 17-0Oct. 15...H
 1905...W... 42-0Oct. 14...A
 1906...W... 42-0Nov. 3...H
 1912...W... 10-3Nov. 2...H
 1954...W... 41-20Nov. 20...A
 1956...W... 26-6Sep. 29...H
 1957...W... 32-13Sep. 21...H
 1958...W... 20-6Sep. 20...H
 1960...W... 16-6Nov. 12...H
 1961...W... 24-12Oct. 21...A
 1965...W... 28-13Sep. 11...H

MONTANA STATE (10-0)

1909...W... 46-0Nov. 13...H
 1928...W... 97-0Oct. 28...H
 1919...W... 66-0Nov. 1...H
 1933...W... 61-0Sep. 23...H
 1935...W... 47-0Oct. 12...H
 1937...W... 19-7Sep. 25...A
 1938...W... 34-0Oct. 1...H
 1951...W... 55-6Sep. 15...H
 1982...W... 30-12Sep. 4...H
 2011...W... 27-10Sep. 1...H

NAVY (1-0)

2007...W... 35-32Dec. 20...N

NEBRASKA (0-4)

1968...L... 0-31Sep. 21...A
 1980...L... 9-55Sep. 13...A
 1989...L... 30-42Sep. 16...A
 1992...L... 22-49Sep. 5...A

NEVADA (4-5-1)

1901...L... 2-6Nov. 28...H
 1920...L... 7-14Oct. 30...H
 1921...L... 7-28Nov. 5...A
 1928...W... 32-7Oct. 6...A
 1929...W... 31-0Oct. 5...H
 1930...W... 20-7Sep. 27...A
 1932...T... 6-6Oct. 8...N
 1943...L... 19-27Oct. 16...H
 1944...W... 19-14Oct. 28...A
 1945...L... 14-33Sep. 29...H

NEW MEXICO (33-17-2)

1939...W... 26-0Jan. 2...N
 1945...W... 21-20Nov. 10...A
 1946...W... 56-14Sep. 28...H
 1961...L... 16-21Nov. 4...A
 1962...T... 7-7Oct. 20...H

SERIES RECORDS

- 1963... W... 19-6 Oct. 5... A
 - 1964... W... 16-0 Sep. 19... H
 - 1965... L... 10-13 Oct. 16... A
 - 1966... W... 27-0 Oct. 29... H
 - 1967... W... 42-27 Oct. 7... A
 - 1968... W... 30-7 Oct. 12... H
 - 1969... W... 24-0 Oct. 18... A
 - 1970... L... 28-34 Sep. 26... H
 - 1971... L... 39-57 Nov. 6... A
 - 1972... W... 59-14 Oct. 28... H
 - 1973... W... 36-35 Nov. 10... A
 - 1974... W... 21-10 Nov. 9... H
 - 1975... L... 23-27 Oct. 18... A
 - 1976... W... 34-31 Nov. 6... H
 - 1977... L... 24-41 Nov. 26... A
 - 1978... L... 12-24 Nov. 4... H
 - 1979... W... 26-7 Nov. 3... A
 - 1980... W... 49-21 Nov. 8... H
 - 1981... T... 7-7 Nov. 7... A
 - 1983... L... 7-17 Sep. 3... A
 - 1984... W... 38-14 Oct. 5... H
 - 1985... W... 58-49 Nov. 9... H
 - 1986... L... 43-47 Oct. 18... A
 - 1987... W... 24-20 Sep. 5... H
 - 1988... W... 33-27 Oct. 8... A
 - 1989... W... 41-39 Nov. 11... H
 - 1990... W... 29-27 Nov. 10... A
 - 1991... W... 30-7 Nov. 9... H
 - 1992... L... 7-24 Oct. 17... A
 - 1993... L... 35-42 Oct. 9... H
 - 1994... L... 21-23 Nov. 5... A
 - 1995... W... 36-9 Sep. 16... A
 - 1996... W... 31-24 Nov. 9... A
 - 1997... W... 15-10 Oct. 25... H
 - 1998... W... 41-7 Nov. 14... A
 - 1999... W... 52-7 Nov. 13... H
 - 2000... L... 3-10 Oct. 28... A
 - 2001... W... 37-16 Sep. 29... H
 - 2002... L... 35-42 (2OT) Oct. 26... A
 - 2003... L... 35-47 Oct. 25... H
 - 2004... W... 28-7 Oct. 1... A
 - 2005... L... 27-31 Nov. 12... H
 - 2006... L... 31-34 Oct. 19... A
 - 2007... W... 28-10 Nov. 17... H
 - 2008... W... 13-10 Nov. 1... A
 - 2009... W... 45-14 Nov. 7... H
 - 2010... W... 56-14 Sep. 18... A
- NORTH CAROLINA (1-1)**
- 2004... W... 46-16 Oct. 16... H
 - 2005... L... 17-31 Oct. 1... A
- NORTHERN ARIZONA (1-0)**
- 2006... W... 45-7 Sep. 9... H
- NORTHERN COLORADO (3-0)**
- 1936... W... 26-0 Sep. 26... H
 - 1937... W... 7-6 Oct. 16... A
 - 2012... W... 41-0 Aug. 30... H
- NORTHWESTERN (1-1)**
- 1927... L... 6-13 Oct. 8... A
 - 1981... W... 42-0 Sep. 26... A
- NOTRE DAME (0-1)**
- 2010... L... 3-28 Nov. 13... A
- OHIO STATE (0-1)**
- 1986... L... 6-64 Sep. 27... A
- OKLAHOMA (0-1)**
- 1977... L... 24-62 Sep. 17... A

- OKLAHOMA STATE (0-1)**
- 1945... L... 6-46 Oct. 20... H
- OREGON (9-21)**
- 1933... L... 7-26 Nov. 4... A
 - 1934... L... 7-8 Oct. 27... H
 - 1935... L... 0-6 Oct. 5... A
 - 1954... W... 7-6 Oct. 2... A
 - 1955... L... 13-14 Sep. 17... H
 - 1959... L... 6-21 Sep. 26... A
 - 1960... L... 17-20 Oct. 1... H
 - 1961... W... 14-6 Sep. 30... H
 - 1962... L... 8-35 Sep. 29... A
 - 1965... L... 14-31 Sep. 25... H
 - 1966... W... 17-14 Sep. 24... A
 - 1967... W... 21-0 Sep. 30... H
 - 1968... L... 6-14 Oct. 26... A
 - 1969... L... 17-28 Sep. 20... H
 - 1971... L... 29-36 Sep. 18... A
 - 1973... W... 35-27 Sep. 29... A
 - 1974... L... 16-23 Sep. 28... H
 - 1975... L... 7-18 Oct. 25... A
 - 1976... L... 13-21 Sep. 25... H
 - 1991... W... 24-17 Sep. 21... H
 - 1994... W... 34-16 Sep. 17... A
 - 1995... L... 20-27 Sep. 2... H
 - 1997... L... 13-31 Oct. 18... A
 - 2001... L... 10-24 Sep. 8... A
 - 2003... W... 17-13 Oct. 3... H
 - 2009... L... 24-31 Sep. 19... A
 - 2013... L... 21-44 Nov. 16... A
 - 2014... L... 27-51 Nov. 8... H
 - 2015... W... 62-20 Sep. 26... A
 - 2016... L... 28-30 Nov. 19... H
- OREGON STATE (9-11-1)**
- 1931... L... 0-12 Dec. 5... N
 - 1947... W... 7-6 Sep. 27... H
 - 1948... T... 20-20 Nov. 13... A
 - 1949... L... 7-27 Sep. 24... H
 - 1951... L... 28-61 Sep. 29... A
 - 1952... L... 7-14 Sep. 20... H
 - 1963... L... 14-29 Sep. 21... H
 - 1965... L... 6-10 Oct. 23... A
 - 1968... L... 21-24 Sep. 28... H
 - 1969... W... 7-3 Oct. 25... N
 - 1970... L... 21-31 Oct. 10... A
 - 1991... W... 10-22 Sep. 7... A
 - 1992... W... 42-9 Sep. 26... H
 - 2007... L... 7-24 Aug. 30... A
 - 2008... W... 31-28 Oct. 2... H
 - 2011... W... 27-8 Oct. 29... H
 - 2012... L... 7-21 Oct. 20... A
 - 2013... L... 48-51 (OT) Sep. 14... H
 - 2014... W... 29-23 (2OT) Oct. 16... A
 - 2015... W... 27-12 Oct. 31... H
 - 2016... W... 19-14 Oct. 15... A
- PITTSBURGH (3-0)**
- 2004... W... 35-7 Jan. 1... N
 - 2010... W... 27-24 (OT) Sep. 2... H
 - 2011... W... 26-14 Oct. 15... A
- PORTLAND STATE (1-0)**
- 1981... W... 46-0 Sep. 19... H
- RICE (1-3)**
- 1956... L... 0-27 Nov. 3... A
 - 1976... L... 22-43 Sep. 18... A
 - 1996... L... 10-51 Nov. 2... A
 - 1997... W... 31-14 Nov. 15... H

- SAN DIEGO STATE (17-12-1)**
- 1978... W... 20-18 Dec. 2... A
 - 1979... L... 13-17 Oct. 27... H
 - 1980... L... 20-21 Nov. 29... A
 - 1981... W... 17-14 Oct. 31... H
 - 1982... L... 17-21 Oct. 30... A
 - 1983... W... 27-24 Sep. 17... H
 - 1984... T... 24-24 Oct. 13... A
 - 1985... W... 39-37 Oct. 19... A
 - 1986... L... 30-37 Sep. 13... H
 - 1987... L... 34-52 Sep. 12... A
 - 1988... W... 41-20 Oct. 29... H
 - 1989... L... 27-38 Sep. 30... H
 - 1990... L... 14-66 Nov. 3... A
 - 1991... L... 21-24 Oct. 26... H
 - 1993... W... 45-41 Oct. 30... H
 - 1994... W... 38-22 Oct. 8... A
 - 1995... L... 21-24 Oct. 7... H
 - 1998... L... 20-21 (OT) Oct. 24... A
 - 1999... W... 38-16 Oct. 23... H
 - 2000... W... 21-7 Oct. 14... A
 - 2001... W... 17-3 Nov. 10... H
 - 2002... L... 17-36 Oct. 12... A
 - 2003... W... 27-6 Oct. 11... H
 - 2004... W... 51-28 Oct. 30... A
 - 2005... L... 19-28 Oct. 15... H
 - 2006... W... 38-7 Sep. 23... A
 - 2007... W... 23-7 Oct. 13... H
 - 2008... W... 63-14 Nov. 15... A
 - 2009... W... 38-7 Nov. 21... H
 - 2010... W... 38-34 Nov. 20... A
- SAN JOSE STATE (7-1)**
- 1969... W... 42-7 Sep. 27... H
 - 1970... W... 13-9 Oct. 31... A
 - 1973... W... 28-21 Oct. 20... A
 - 1974... L... 6-24 Nov. 2... H
 - 1998... W... 49-17 Oct. 31... A
 - 2009... W... 24-14 Sep. 12... A
 - 2010... W... 56-3 Sep. 25... H
 - 2016... W... 34-17 Sep. 17... A
- SMU (1-1)**
- 1996... W... 21-17 Sep. 14... A
 - 1997... L... 19-20 Oct. 11... H
- SOUTH DAKOTA (1-0)**
- 1926... W... 13-0 Oct. 9... H
- SOUTH FLORIDA (1-0)**
- 2001... W... 52-21 Oct. 6... H
- SOUTHERN MISSISSIPPI (1-0)**
- 2003... W... 17-0 Dec. 31... N
- SOUTHERN UTAH (1-0)**
- 2016... W... 24-0 Sep. 1... H
- STANFORD (4-3)**
- 1902... L... 35-11 Nov. 27... H
 - 1924... L... 30-0 Nov. 8... N
 - 1989... W... 27-24 Oct. 21... A
 - 1995... L... 27-20 Sep. 9... H
 - 1996... W... 17-10 Sep. 7... A
 - 2013... W... 27-21 Oct. 12... H
 - 2014... W... 20-17 (2OT) Nov. 15... A
- TCU (5-3)**
- 1996... W... 21-7 Oct. 19... H
 - 1997... W... 32-18 Sep. 13... A
 - 2005... L... 20-23 (OT) Sep. 15... A
 - 2006... W... 20-7 Oct. 5... H

- 2007... W... 27-20 Oct. 18... A
 - 2008... W... 13-10 Nov. 6... H
 - 2009... L... 28-55 Nov. 14... A
 - 2010... L... 7-47 Nov. 6... H
- TENNESSEE (0-3)**
- 1975... L... 7-40 Nov. 8... A
 - 1979... L... 18-51 Sep. 22... A
 - 1984... L... 21-27 Sep. 15... A
- TEXAS (0-1)**
- 1982... L... 12-21 Sep. 18... A
- TEXAS A&M (1-2)**
- 1936... L... 7-20 Nov. 14... H
 - 2003... L... 26-28 Sep. 6... A
 - 2004... W... 41-21 Sep. 2... H
- TEXAS TECH (0-2)**
- 1972... L... 2-45 Sep. 16... A
 - 1973... L... 22-29 Sep. 15... A
- TULSA (2-2)**
- 1943... L... 0-55 Oct. 23... A
 - 1996... W... 45-19 Oct. 26... H
 - 1997... L... 13-21 Nov. 1... A
 - 2006... W... 25-13 Dec. 23... N
- UCLA (4-11)**
- 1933... L... 0-21 Oct. 6... A
 - 1956... L... 7-13 Sep. 21... A
 - 1959... L... 6-21 Nov. 28... A
 - 1960... L... 9-16 Nov. 26... H
 - 1962... L... 11-14 Dec. 1... H
 - 1973... L... 16-66 Oct. 6... A
 - 1974... L... 14-27 Oct. 5... H
 - 2006... L... 10-31 Sep. 2... A
 - 2007... W... 44-6 Sep. 15... H
 - 2011... W... 31-6 Nov. 12... H
 - 2012... L... 14-21 Oct. 13... A
 - 2013... L... 27-34 Oct. 3... H
 - 2014... W... 30-28 Oct. 4... A
 - 2015... L... 9-17 Nov. 21... H
 - 2016... W... 52-45 Oct. 22... A
- UNLV (14-2)**
- 1979... L... 41-43 Oct. 20... A
 - 1980... W... 45-29 Sep. 20... H
 - 1981... W... 69-28 Oct. 24... A
 - 1982... W... 24-14 Oct. 16... H
 - 1999... W... 52-14 Sep. 25... A
 - 2000... W... 38-16 Nov. 4... H
 - 2001... W... 42-14 Nov. 3... H
 - 2002... W... 28-17 Nov. 9... H
 - 2003... W... 28-10 Oct. 18... A
 - 2004... W... 63-28 Oct. 23... H
 - 2005... W... 42-32 Oct. 22... A
 - 2006... W... 45-23 Oct. 28... H
 - 2007... L... 0-27 Sep. 22... A
 - 2008... W... 42-21 Sep. 6... H
 - 2009... W... 35-15 Oct. 17... A
 - 2010... W... 38-10 Sep. 11... H
- USC (5-10)**
- 1915... W... 20-13 Nov. 20... H
 - 1916... W... 27-12 Oct. 21... A
 - 1917... L... 0-51 Nov. 17... H
 - 1919... L... 7-20 Nov. 15... A
 - 1925... L... 2-28 Oct. 10... A
 - 1932... L... 0-35 Sep. 24... A
 - 1948... L... 0-27 Sep. 18... A
 - 1993... L... 21-28 Dec. 30... N
 - 2001... W... 10-6 Dec. 25... N

SERIES RECORDS

2011...L... 14-23Sep. 10...A
 2012...L... 28-38Oct. 4...H
 2013...L... 3-19Oct. 26...A
 2014...W... 24-21Oct. 25...H
 2015...L... 24-42Oct. 24...A
 2016...W... 31-27Sep. 23...H

UTAH STATE (79-29-4)

1892...L... 0-12Nov. 25...A
 1900...W... 21-0Nov. 17...A
 1901...W... 17-0Nov. 9...H
 1902...W... 18-0Nov. 15...H
 1903...L... 0-17Oct. 17...A
 1904...W... 43-0Nov. 19...H
 1905...W... 5-0Nov. 25...A
 1906...W... 35-0Nov. 29...H
 1907...W... 10-0Nov. 9...H
 1909...W... 28-0Oct. 9...A
 1909...W... 22-0Nov. 25...H
 1910...W... 21-12Oct. 8...A
 1910...W... 6-0Nov. 24...H
 1912...T... 7-7Nov. 28...H
 1913...L... 0-21Nov. 27...A
 1914...W... 29-2Nov. 26...H
 1915...W... 14-0Nov. 25...A
 1916...W... 46-0Nov. 11...H
 1917...L... 0-14Nov. 29...H
 1919...W... 10-0Nov. 29...H
 1920...L... 6-10Nov. 25...H
 1921...L... 3-14Nov. 24...H
 1922...W... 14-0Nov. 30...H
 1923...L... 13-21Nov. 29...H
 1924...T... 7-7Nov. 27...H
 1925...L... 6-10Nov. 26...H
 1926...W... 34-0Nov. 25...H
 1927...T... 0-0Nov. 24...H
 1928...W... 20-0Nov. 29...H
 1929...W... 26-7Nov. 28...H
 1930...W... 41-0Nov. 27...H
 1931...W... 34-0Nov. 26...H
 1932...W... 16-0Oct. 29...H
 1933...W... 14-6Oct. 28...H
 1934...W... 14-7Nov. 29...H
 1935...T... 14-14Nov. 28...H
 1936...L... 0-12Oct. 24...A
 1937...W... 27-0Nov. 25...H
 1938...W... 33-0Oct. 22...A
 1939...W... 27-0Nov. 23...H
 1940...L... 0-7Oct. 19...A
 1941...W... 33-21Nov. 27...H
 1942...W... 34-6Oct. 17...A
 1944...W... 47-0Nov. 23...H
 1945...W... 24-6Nov. 22...H
 1946...L... 14-22Nov. 28...H
 1947...W... 40-14Nov. 27...H
 1948...W... 41-7Nov. 25...H
 1949...W... 34-0Nov. 24...H
 1950...W... 46-0Nov. 23...H
 1951...W... 28-20Nov. 3...A
 1952...W... 20-0Nov. 27...H
 1953...W... 33-13Oct. 10...A
 1954...L... 19-35Nov. 25...H
 1955...W... 14-13Nov. 24...H
 1956...W... 29-7Nov. 22...H
 1957...W... 21-6Nov. 28...H
 1958...W... 12-7Nov. 27...H
 1959...W... 35-21Nov. 21...H
 1960...W... 6-0Nov. 19...H
 1961...L... 6-17Nov. 18...H
 1962...L... 6-19Nov. 17...H
 1963...W... 25-23Nov. 23...A
 1964...W... 14-6Nov. 21...H
 1965...L... 7-14Nov. 20...H

1966...L... 7-13Nov. 19...H
 1967...L... 18-19Nov. 18...H
 1968...L... 13-28Nov. 23...A
 1969...W... 27-7Nov. 1...H
 1970...W... 17-0Nov. 7...A
 1971...L... 17-21Nov. 13...H
 1972...L... 16-44Nov. 11...A
 1973...W... 31-28Nov. 17...H
 1974...L... 0-31Nov. 16...A
 1975...L... 7-13Sep. 13...H
 1976...L... 17-28Oct. 16...A
 1977...W... 20-0Oct. 15...H
 1978...W... 23-20Nov. 25...A
 1979...L... 21-47Sep. 29...H
 1980...W... 23-19Oct. 4...A
 1981...W... 10-0Sep. 5...H
 1982...W... 42-10Nov. 6...H
 1983...L... 17-21Nov. 12...A
 1984...W... 21-10Nov. 10...A
 1985...W... 34-7Nov. 2...H
 1986...W... 27-10Nov. 15...A
 1987...L... 36-41Oct. 24...H
 1988...W... 42-21Nov. 12...A
 1989...W... 45-10Sep. 9...H
 1990...W... 19-0Sep. 1...A
 1991...W... 12-7Aug. 31...H
 1992...W... 42-18Sep. 12...A
 1993...W... 31-29Sep. 11...H
 1994...W... 32-17Sep. 3...A
 1995...W... 40-20Oct. 28...H
 1996...L... 17-20Aug. 31...A
 1997...L... 14-21Aug. 30...H
 1998...W... 20-12Sep. 5...A
 1999...W... 38-18Sep. 18...H
 2000...W... 35-14Sep. 30...A
 2001...W... 23-19Sep. 1...H
 2002...W... 23-3Aug. 31...A
 2003...W... 40-20Aug. 28...H
 2004...W... 48-6Sep. 18...A
 2005...W... 31-7Sep. 10...H
 2006...W... 48-0Sep. 16...A
 2007...W... 34-18Sep. 29...H
 2008...W... 58-10Sep. 13...A
 2009...W... 35-17Sep. 3...H
 2012...L... 20-27 (OT) .Sep. 7...A
 2013...W... 30-26Aug. 29...H
 2015...W... 24-14Sep. 11...H

UTEP (25-8)

1964...W... 41-0Oct. 31...A
 1965...L... 19-20Jan. 13...H
 1966...L... 20-27Nov. 26...A
 1967...L... 8-28Nov. 25...H
 1969...W... 24-6Oct. 4...A
 1970...W... 44-20Sep. 19...H
 1971...W... 32-10Oct. 9...A
 1972...W... 39-20Oct. 7...H
 1973...W... 82-6Sep. 22...H
 1974...L... 7-34Sep. 21...A
 1976...W... 38-14Oct. 2...H
 1977...W... 29-17Nov. 12...H
 1978...W... 38-0Nov. 11...A
 1979...W... 35-0Nov. 10...H
 1980...W... 31-7Oct. 11...A
 1981...W... 38-10Oct. 2...H
 1982...W... 45-30Nov. 13...A
 1983...W... 35-11Oct. 8...H
 1984...W... 43-15Oct. 27...H
 1985...W... 55-19Sep. 28...H
 1986...L... 44-55Nov. 29...A
 1987...L... 24-30Nov. 7...H
 1988...L... 28-38Oct. 1...A
 1989...W... 50-45Oct. 7...A

1990...W... 37-23Oct. 20...H
 1991...W... 10-9Nov. 16...A
 1992...L... 13-20Oct. 24...H
 1993...W... 45-29Oct. 16...A
 1994...W... 52-7Oct. 29...H
 1995...W... 34-21Sep. 30...A
 1996...W... 34-27Oct. 5...A
 1997...W... 56-3Sep. 20...H
 1998...W... 34-27 (OT) .Nov. 7...H

WASHINGTON (1-9)

1931...L... 6-7Sep. 26...A
 1949...L... 7-14Sep. 17...A
 1953...L... 14-21Oct. 31...A
 1954...L... 6-7Sep. 18...A
 1959...L... 6-51Oct. 3...A
 1979...L... 7-41Sep. 15...A
 2011...L... 14-31Oct. 1...H
 2012...L... 15-34Nov. 10...A
 2015...W... 34-23Nov. 7...A
 2016...L... 24-31Oct. 29...H

WASHINGTON STATE (7-7)

1966...W... 26-15Oct. 15...H
 1968...W... 17-14Oct. 5...A
 1971...L... 12-34Oct. 2...H
 1972...W... 44-25Sep. 30...A
 1975...L... 14-30Sep. 20...H
 1984...L... 40-42Sep. 8...A
 1985...W... 44-37Sep. 21...H
 1992...L... 28-31Dec. 29...N
 1999...W... 27-7Sep. 4...A
 2000...L... 21-38Sep. 16...H
 2011...W... 30-27 (OT) .Nov. 19...A
 2012...W... 49-6Nov. 3...H
 2013...L... 37-49Nov. 23...A
 2014...L... 27-28Sep. 27...H

WEBER STATE (4-0)

1978...W... 30-7Oct. 14...H
 1984...W... 52-16Sep. 1...H
 2008...W... 37-21Sep. 27...H
 2014...W... 70-7Sep. 7...H

WEST VIRGINIA (1-0)

1964...W... 32-6Dec. 19...N

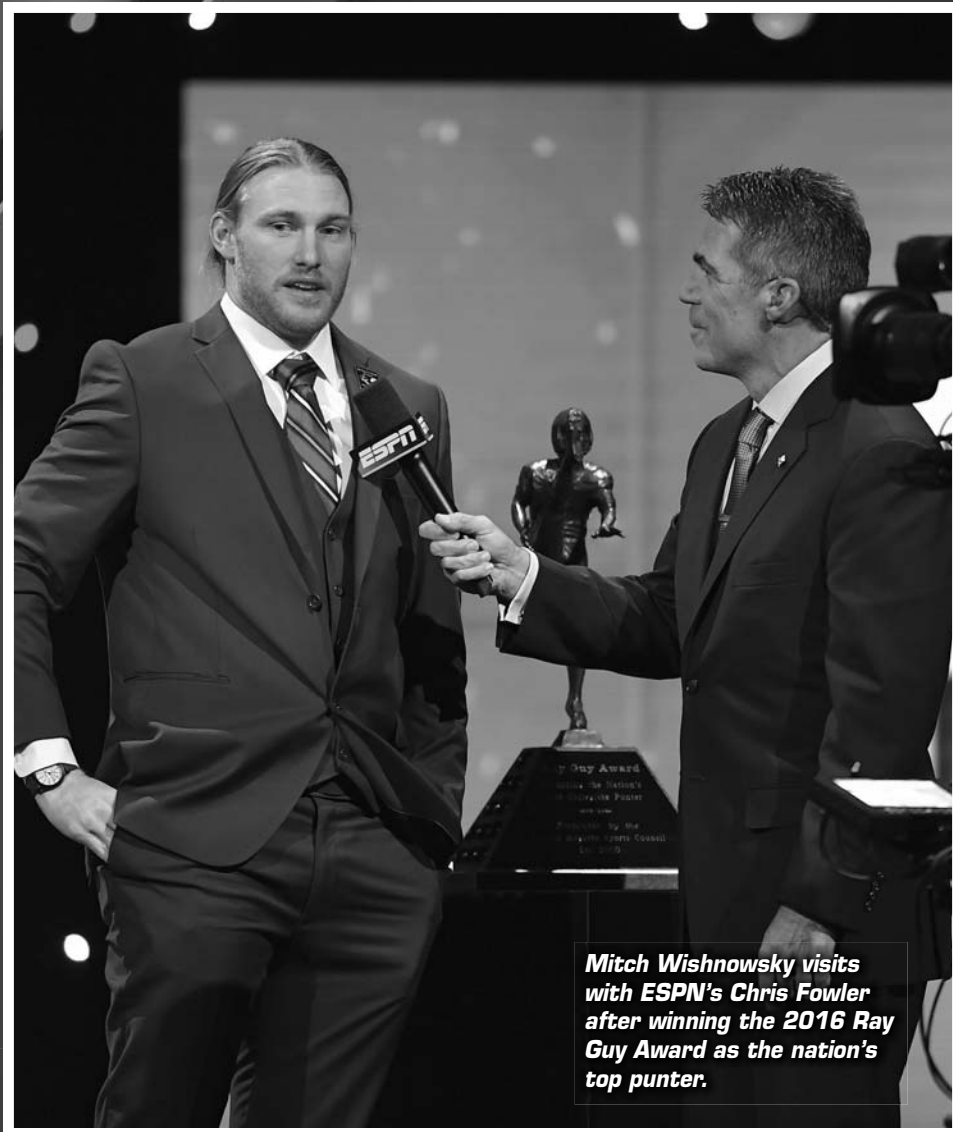
WISCONSIN (1-2)

1961...L... 7-0Sep. 23...A
 1987...W... 31-28Sep. 19...A
 1996...L... 10-38Dec. 27...N

WYOMING (51-31-1)

1904...W... 23-0Oct. 31...A
 1905...W... 31-0Oct. 7...H
 1908...W... 75-0Nov. 7...H
 1912...W... 9-0Oct. 5...H
 1914...W... 20-0Oct. 10...H
 1915...W... 70-7Oct. 9...H
 1917...W... 14-0Oct. 20...H
 1920...T... 0-0Nov. 20...H
 1921...W... 14-3Oct. 15...H
 1922...W... 27-0Oct. 25...A
 1923...W... 79-0Oct. 13...H
 1924...W... 28-0Nov. 15...H
 1925...W... 7-6Nov. 18...A
 1929...W... 44-0Nov. 16...A
 1930...W... 72-0Oct. 4...H
 1938...W... 39-0Nov. 19...A
 1939...W... 60-0Oct. 7...H
 1940...W... 34-7Nov. 9...A
 1941...W... 60-6Oct. 11...H
 1942...W... 34-7Nov. 14...A

1946...W... 27-7Oct. 26...H
 1947...W... 26-7Oct. 25...A
 1948...W... 19-7Oct. 23...N
 1949...L... 0-13Oct. 22...A
 1950...L... 13-53Oct. 21...H
 1951...L... 0-13Oct. 27...H
 1952...W... 27-21Oct. 25...A
 1953...W... 13-12Oct. 24...H
 1954...W... 14-7Oct. 23...A
 1955...L... 13-23Oct. 22...H
 1956...L... 20-30Oct. 20...A
 1957...W... 23-15Oct. 26...H
 1958...L... 20-25Nov. 1...A
 1959...L... 7-21Oct. 24...H
 1960...L... 7-17Oct. 29...A
 1961...L... 6-13Oct. 28...H
 1962...L... 7-16Oct. 6...A
 1963...L... 23-26Oct. 26...H
 1964...L... 13-14Oct. 10...A
 1965...W... 42-3Oct. 9...H
 1966...L... 7-40Oct. 8...A
 1967...L... 0-28Oct. 14...H
 1968...L... 9-20Oct. 19...A
 1969...W... 34-10Nov. 8...H
 1970...W... 20-16Oct. 17...A
 1971...L... 16-29Oct. 30...H
 1972...W... 27-16Oct. 21...A
 1973...W... 50-16Oct. 13...H
 1974...L... 13-31Oct. 26...A
 1975...W... 16-13Oct. 11...H
 1976...L... 22-45Oct. 23...A
 1977...W... 23-13Oct. 8...H
 1978...L... 21-34Oct. 21...H
 1979...W... 24-14Oct. 13...H
 1980...L... 21-24Oct. 18...A
 1981...W... 30-27Nov. 14...H
 1982...L... 13-16Oct. 23...A
 1983...W... 69-14Oct. 15...H
 1984...L... 14-21Sep. 29...A
 1985...W... 37-20Oct. 4...H
 1986...L... 14-38Oct. 11...A
 1987...L... 7-31Nov. 14...H
 1988...L... 18-61Oct. 22...A
 1989...L... 24-45Oct. 14...A
 1990...L... 10-28Sep. 29...H
 1991...W... 57-42Oct. 12...A
 1992...W... 38-7Nov. 14...H
 1993...L... 12-28Sep. 25...A
 1994...W... 41-7Sep. 24...H
 1995...W... 30-24Nov. 4...A
 1998...L... 24-27Oct. 3...A
 1999...L... 29-43Nov. 6...H
 2000...W... 34-0Nov. 11...A
 2001...W... 35-0Oct. 20...H
 2002...W... 23-18Nov. 16...A
 2003...W... 47-17Nov. 15...H
 2004...W... 45-28Nov. 13...A
 2005...W... 43-13Nov. 5...H
 2006...L... 15-31Oct. 14...A
 2007...W... 50-0Nov. 10...H
 2008...W... 40-7Oct. 11...A
 2009...W... 22-10Oct. 31...H
 2010...W... 30-6Oct. 16...A



Mitch Wishnowsky visits with ESPN's Chris Fowler after winning the 2016 Ray Guy Award as the nation's top punter.

2016 IN REVIEW

2016 SEASON REVIEW

OFFENSIVE RANKINGS

Category	Avg.	Pac-12	NCAA
Rushing Offense	214.0	3	32
Passing Offense	216.7	9	78
Pass Efficiency Offense	120.83	10	93
Total Offense	430.7	7	51
Scoring Offense	29.8	8	60

DEFENSIVE RANKINGS

Category	Avg.	Pac-12	NCAA
Rushing Defense	128.7	1	22
Passing Defense	254.3	8	101
Pass Efficiency Defense	122.40	6	34
Total Defense	383.0	6	48
Scoring Defense	23.9	4	33

UTES IN NCAA TOP 30

Mitch Wishnowsky	Avg./#	Pac-12	NCAA
Punting	47.7	1	2

Hunter Dimick	Avg./#	Pac-12	NCAA
Sacks/game	1.12	1	3
TFL/game	1.5	2	13

Andy Phillips	Avg./#	Pac-12	NCAA
Field goals/game	1.62	4	T11
Field goal pct.	84.0	3	T24

Marcus Williams	Avg./#	Pac-12	NCAA
Interceptions/game	0.5	2	13
Total interceptions	5	T2	T13

Chase Hansen	Avg./#	Pac-12	NCAA
Fumbles recovered	4	2	T2

Cory Butler-Byrd	Avg./#	Pac-12	NCAA
Kickoff return TDs	1	T2	T8

Boobie Hobbs	Avg./#	Pac-12	NCAA
Punt return TDs	1	T3	T7

Joe Williams	Avg./#	Pac-12	NCAA
Rushing yards	1,407	2	18

PAC-12 CONFERENCE STANDINGS

North	Pac-12	Overall
Washington	8-1	12-2
Washington State	7-2	8-5
Stanford	6-3	10-3
California	3-6	5-7
Oregon State	3-6	4-8
Oregon	2-7	4-8

South	Pac-12	Overall
Colorado	8-1	10-4
USC	7-2	10-3
Utah	5-4	9-4
Arizona State	2-7	5-7
UCLA	2-7	4-8
Arizona	1-8	3-9

ALL-PAC-12 CONFERENCE

First Team

Garett Bolles	Jr.	OL
Hunter Dimick	Sr.	DL
Mitch Wishnowsky	So.	P

Second Team

Isaac Asiata	Sr.	OL
Andy Phillips	Sr.	K
Marcus Williams	Jr.	DB

Honorable Mention

Chase Hansen	So.	DB
Lowell Lotulelei	Jr.	DL
Filipo Mokofofi	Jr.	DL
Pasoni Tasini	Sr.	DL
Pita Taumoepeau	Sr.	DL
Joe Williams	Sr.	RB

PAC-12 AWARDS

Morris Award

(Best Offensive/Defensive Lineman)
Isaac Asiata, Offensive Line

PAC-12 PLAYERS OF THE WEEK

- 9-5 Mitch Wishnowsky, P
SUU (1st season, 1st career)
- 9-12 Sunia Tauteoli, LB
BYU (1st season, 1st career)
- 10-24 Joe Williams, RB
UCLA (1st season, 1st career)
- 11-14 Hunter Dimick, DL
ASU 1st season, 1st career)
- 11-21 Mitch Wishnowsky, P
Oregon (2nd season, 2nd career)

PAC-12 ALL-ACADEMIC

First Team

Hunter Dimick	Sr.	DL	3.33
Communication			
Marcus Williams	Jr.	DB	3.60
Sociology			
Andy Phillips	Sr.	K	3.83
Information Systems (master's)			

Second Team

Chase Dominguez	Sr.	SN	3.70
Communication			
Ken Hampel	Sr.	TE	3.45
Consumer & Community Studies			
Nick Nowakowski	Sr.	OL	3.34
Electric & Computer Engineering			

Honorable Mention

Tyson Cisrow, Christian Drews, Mackay Dunn, Evan Eggiman, Jordan Fogal, Hayes Hicken, Boobie Hobbs, Casey Hughes, Darrin Paulo, Sharrieff Shah, Alex Whittingham

ALL-AMERICANS

Mitch Wishnowsky, Punter

Unanimous Consensus All-American
Walter Camp (1st team), *Sporting News* (1st team), Associated Press (1st team), Football Writers Association of America (1st team), American Football Coaches Association (1st team), ESPN.com (1st team), *Sports Illustrated* (1st team), *USA Today* (1st team), FOXSports.com (1st team), Pro Football Focus (1st team), *Phil Steele* (1st team), SB Nation (1st team), Sports on Earth (1st team), CollegeSportsMadness.com (1st team), CBS Sports.com (2nd team)

Hunter Dimick, Defensive End

Walter Camp (2nd team), Football Writers Association of America (2nd team), Associated Press (3rd team), *Phil Steele* (2nd team), FOXSports.com (2nd team), Sports on Earth (2nd team), CollegeSportsMadness.com (2nd team)

Marcus Williams, Defensive Back

Pro Football Focus (2nd team)

Garett Bolles, Offensive Line

USA Today (2nd team)

Chase Dominguez, Snapper

Phil Steele (3rd team)

2016 SEASON REVIEW

NATIONAL AWARD WINNER

Mitch Wishnowsky, P
Ray Guy Award (Top Collegiate Punter)

NATIONAL AWARD FINALISTS

Hunter Dimick
Ted Hendricks Award

NATIONAL AWARD SEMIFINALISTS

Hunter Dimick
Bednarik Award

Andy Phillips
Lou Groza Award

Kyle Whittingham
George Munger Collegiate Coach of the Year

NATIONAL WEEKLY AWARDS

- 9-5 Mitch Wishnowsky, P
Ray Guy Punter of the Week
- 9-13 Sunia Tauteoli, LB
Bronko Nagurski Def. Player of Week
- 10-10 Mitch Wishnowsky, P
Ray Guy Punter of the Week
- 10-23 Joe Williams, RB
Walter Camp Off. Player of Week
- 10-23 Andy Phillips, K
Lou Groza Award Star of the Week
- 10-23 Joe Williams, RB
Maxwell Award Player of Week
- 11-13 Hunter Dimick, DE
Walter Camp Def. Player of Week
- 11-14 Mitch Wishnowsky, P
Ray Guy Punter of the Week

ASSOCIATED PRESS ALL-BOWL TEAM

Isaac Asiata, OL
Joe Williams, RB (honorable mention)
Andy Phillips, K (honorable mention)

NATIONAL ACADEMIC AWARDS

Hunter Dimick, DE
CoSIDA Academic All-American (second team)

Marcus Williams, DB
CoSIDA Academic All-District (first team)

Chase Dominguez, LS
CoSIDA Academic All-District (first team)

Marcus Williams, DB
CoSIDA Academic All-District (first team)

UTAH IN THE RED ZONE

Game	No.	TD	FG	Scoring Pct.	TD Pct.
Southern Utah	5	2	1	60%	40%
BYU	2	0	1	50%	0%
San Jose State	7	4	2	85%	57%
USC	5	4	1	100%	80%
California	5	3	0	60%	60%
Arizona	7	3	2	71.4%	42.9%
Oregon State	4	2	1	75%	50%
UCLA	4	2	1	75%	50%
Washington	3	2	1	100%	66.7%
Arizona State	1	1	0	100%	100%
Oregon	2	1	0	50%	50%
Colorado	5	1	3	80%	20%
Indiana	4	2	2	100%	50%

OPPONENTS IN THE RED ZONE

Team	No.	TD	FG	Scoring Pct.	TD Pct.
Southern Utah	0	0	0	0%	0%
BYU	2	1	1	100%	50%
San Jose State	2	1	1	100%	50%
USC	3	2	1	100%	66.6%
California	0	0	0	0%	0%
Arizona	2	1	1	100%	50%
Oregon State	3	2	0	66.6%	66.6%
UCLA	5	4	0	80%	80%
Washington	3	3	0	100%	100%
Arizona State	5	2	2	80%	40%
Oregon	4	3	0	75%	75%
Colorado	4	2	2	100%	50%
Indiana	4	2	1	75%	50%

GAME-BY-GAME STATISTICS

Game	Points	1st Downs	Rush Yds	Pass Yds	Total Yards	TOs
Southern Utah	0	7	116	42	158	2
Utah	24	19	138	298	436	1
Brigham Young	19	18	143	185	328	3
Utah	20	20	169	194	363	6
Utah	34	19	201	255	456	2
San Jose State	17	18	56	249	305	3
USC	27	22	213	253	466	3
Utah	31	30	186	270	456	1
Utah	23	30	176	266	442	0
California	28	17	56	306	362	1
Arizona	23	21	127	348	475	3
Utah	36	23	210	245	455	0
Utah	19	17	275	42	317	2
Oregon State	14	15	197	100	297	2
Utah	52	20	360	179	539	2
UCLA	45	29	46	464	510	5
Washington	31	22	199	186	385	1
Utah	24	25	213	163	376	0
Utah	49	22	201	296	497	2
Arizona State	26	18	41	355	396	2
Oregon	30	27	251	324	575	1
Utah	28	24	218	235	453	1
Utah	22	15	179	160	339	4
Colorado	27	18	108	270	378	2
Indiana	24	22	117	224	341	3
Utah	26	21	256	214	470	4

2016 STATISTICS

TEAM STATISTICS

Category	UTAH	OPP
SCORING	388	311
Points Per Game	29.8	23.9
Points Off Turnovers	109	44
FIRST DOWNS	285	254
Rushing	144	89
Passing	118	145
Penalty	23	20
RUSHING YARDAGE	2782	1673
Yards gained rushing	3093	2093
Yards lost rushing	311	420
Rushing Attempts	570	428
Average Per Rush	4.9	3.9
Average Per Game	214.0	128.7
TDs Rushing	26	13
PASSING YARDAGE	2817	3306
Comp-Att-Int	212-399-8	254-467-18
Average Per Pass	7.1	7.1
Average Per Catch	13.3	13.0
Average Per Game	216.7	254.3
TDs Passing	15	23
TOTAL OFFENSE	5599	4979
Total Plays	969	895
Average Per Play	5.8	5.6
Average Per Game	430.7	383.0
KICK RETURNS: #-Yards	27-631	39-802
PUNT RETURNS: #-Yards	36-273	21-157
INT RETURNS: #-Yards	18-150	8-71
KICK RETURN AVERAGE	23.4	20.6
PUNT RETURN AVERAGE	7.6	7.5
INT RETURN AVERAGE	8.3	8.9
FUMBLES-LOST	32-17	22-13
PENALTIES-Yards	90-785	70-578
Average Per Game	60.4	44.5
PUNTS-Yards	64-3053	74-3104
Average Per Punt	47.7	41.9
Net punt average	44.6	36.6
KICKOFFS-Yards	77-4749	66-4059
Average Per Kick	61.7	61.5
Net kick average	40.2	38.3
TIME OF POSSESSION/Game	33:48	26:12
3RD-DOWN Conversions	74/193	73/188
3rd-Down Pct	38%	39%
4TH-DOWN Conversions	13/22	6/12
4th-Down Pct	59%	50%
SACKS BY-Yards	43-254	27-163
MISC YARDS	0	0
TOUCHDOWNS SCORED	46	39
FIELD GOALS-ATTEMPTS	21-25	14-19
ON-SIDE KICKS	0-1	0-2
RED-ZONE SCORES	(42-54) 78%	(32-37) 86%
RED-ZONE TOUCHDOWNS	(27-54) 50%	(23-37) 62%
PAT-ATTEMPTS	(43-43) 100%	(35-35) 100%

SCORE BY QUARTERS

Quarter	1st	2nd	3rd	4th	Total
Utah	73	111	92	112	388
Opponents	95	61	62	93	311

ATTENDANCE

Site	Total	Average
Home	279038	6/46506
Away	261516	6/43586
Neutral	27608	1/27608
Totals	568162	13/43704

2016 RESULTS

Date	Opponent	Result	Attend.	TV
Sept. 1	Southern Utah	W, 24-0	45,945	P12N
Sept. 10	Brigham Young	W, 20-19	46,915	FOX
Sept. 17	at San Jose State	W, 34-17	16,041	CBSSN
Sept. 23	USC*	W, 31-27	46,133	FS1
Oct. 1	at California*	L, 28-23	46,618	P12N
Oct. 8	Arizona* (HC)	W, 36-23	45,917	FS1
Oct. 15	at Oregon State*	W, 19-14	32,093	P12N
Oct. 22	at UCLA*	W, 52-45	66,243	FOX
Oct. 29	Washington*	L, 31-24	47,801	FS1
Nov. 10	at Arizona State*	W, 49-26	48,220	FS1
Nov. 19	Oregon*	L, 30-28	46,327	P12N
Nov. 26	at Colorado*	L, 27-22	52,301	FOX
Dec. 28	vs. Indiana+	W, 26-24	27,608	FOX

*Pac-12 game HC-Homecoming +Foster Farms Bowl

PASSING

Player	G	Effic	Cmp-Att-Int	Pct	Yds	TD	Lng	Avg/G
Williams, Troy	13	121.05	207-390-8	53.1	2757	15	69	212.1
Huntley, Tyler	4	143.43	5-7-0	71.4	60	0	36	15.0
Simpkins, Demari	13	0.00	0-1-0	0.0	0	0	0	0.0
Total	13	120.83	212-399-8	53.1	2817	15	69	216.7
Opponents	13	122.40	254-467-18	54.4	3306	23	75	254.3

RUSHING

Player	GP	Att	Gain	Loss	Net	Avg	TD	Long	Avg/G
Williams, Joe	9	210	1438	31	1407	6.7	10	82	156.3
Moss, Zack	10	84	403	21	382	4.5	2	51	38.2
Shyne, Armand	5	78	392	19	373	4.8	4	26	74.6
Williams, Troy	13	111	414	179	235	2.1	5	24	18.1
McCormick, Troy	9	39	205	11	194	5.0	2	31	21.6
Butler-Byrd, Cory	8	20	172	9	163	8.1	1	41	20.4
Howard, Jordan	4	5	32	0	32	6.4	0	7	8.0
Huntley, Tyler	4	9	23	8	15	1.7	1	9	3.8
Fulks, Kyle	12	3	12	0	12	4.0	0	7	1.0
Henry-Cole, Devonta'e	1	1	2	0	2	2.0	0	2	2.0
Asiata, Isaac	13	0	0	0	0	0.0	1	0	0.0
Total	13	570	3093	311	2782	4.9	26	82	214.0
Opponents	13	428	2093	420	1673	3.9	13	50	128.7

RECEIVING

Player	G	No.	Yds	Avg	TD	Long	Avg/G
Patrick, Tim	12	45	711	15.8	5	57	59.2
Butler-Byrd, Cory	8	29	372	12.8	0	69	46.5
Singleton, Raelon	13	27	464	17.2	4	64	35.7
Moeai, Evan	13	22	308	14.0	2	59	23.7
Simpkins, Demari	13	19	158	8.3	1	23	12.2
Wilson, Siasoi	13	15	183	12.2	2	42	14.1
Handley, Harrison	10	12	168	14.0	0	29	16.8
Smith, Tyrone	10	10	148	14.8	1	49	14.8
Williams, Joe	9	9	107	11.9	0	56	11.9
McCormick, Troy	9	9	91	10.1	0	33	10.1
Fulks, Kyle	12	6	57	9.5	0	36	4.8
Cooperwood, Tyler	5	3	17	5.7	0	7	3.4
Shyne, Armand	5	2	6	3.0	0	4	1.2
Gonzalez, Walla	4	1	11	11.0	0	11	2.8
Burgess, Terrell	4	1	7	7.0	0	7	1.8
Young, Kenric	6	1	5	5.0	0	5	0.8
Moss, Zack	10	1	4	4.0	0	4	0.4
Total	13	212	2817	13.3	15	69	216.7
Opponents	13	254	3306	13.0	23	75	254.3

2016 STATISTICS

ALL PURPOSE

Player	G	Rush	Rec	PR	KOR	IR	Tot	Avg/G
Williams, Joe	9	1407	107	0	0	0	1514	168.2
Butler-Byrd, Cory	8	163	372	0	326	0	861	107.6
Patrick, Tim	12	0	711	0	0	0	711	59.2
Singleton, Raelon	13	0	464	0	0	0	464	35.7
Moss, Zack	10	382	4	0	0	0	386	38.6
Shyne, Armand	5	373	6	0	0	0	379	75.8
McCormick, Troy	9	194	91	0	33	0	318	35.3
Moeai, Evan	13	0	308	0	0	0	308	23.7
Hobbs, Boobie	13	0	0	274	0	0	274	21.1
Fulks, Kyle	12	12	57	0	194	0	263	21.9
Williams, Troy	13	235	0	0	0	0	235	18.1
Wilson, Siaoisi	13	0	183	0	0	0	183	14.1
Handley, Harrison	10	0	168	0	0	0	168	16.8
Simpkins, Demari	13	0	158	-1	0	0	157	12.1
Smith, Tyrone	10	0	148	0	0	0	148	14.8
Hansen, Chase	13	0	0	0	0	88	88	6.8
Tauteoli, Sunia	11	0	0	0	0	41	41	3.7
Burgess, Terrell	4	0	7	0	27	0	34	8.5
Howard, Jordan	4	32	0	0	0	0	32	8.0
Blackmon, Julian	9	0	0	0	26	0	26	2.9
Shah, Sharrieff	13	0	0	0	25	0	25	1.9
Total	13	2782	2817	273	631	150	6653	511.8
Opponents	13	1673	3306	157	802	71	6009	462.2

KICK RETURNS

Player	No.	Yds	Avg	TD	Long
Butler-Byrd, Cory	12	326	27.2	1	99
Fulks, Kyle	7	194	27.7	0	93
Burgess, Terrell	2	27	13.5	0	15
Blackmon, Julian	2	26	13.0	0	14
McCormick, Troy	2	33	16.5	0	19
Shah, Sharrieff	2	25	12.5	0	15
Total	27	631	23.4	1	99
Opponents	39	802	20.6	1	100

PUNT RETURNS

Player	No.	Yds	Avg	TD	Long
Hobbs, Boobie	35	274	7.8	1	55
Simpkins, Demari	1	-1	-1.0	0	0
Total	36	273	7.6	1	55
Opponents	21	157	7.5	1	58

INTERCEPTIONS

Player	No.	Yds	Avg	TD	Long
Williams, Marcus	5	20	4.0	0	15
Allen, Brian	4	0	0.0	0	0
Hansen, Chase	3	88	29.3	1	34
Fogal, Jordan	2	0	0.0	0	0
Porter, Reginald	2	1	0.5	0	1
Tauteoli, Sunia	1	41	41.0	1	41
Hatfield, Dominique	1	0	0.0	0	0
Total	18	150	8.3	2	41
Opponents	8	71	8.9	0	51

FUMBLE RETURNS

Player	No.	Yds	Avg	TD	Long
Hansen, Chase	0	0	0.0	1	0
Total	0	0	0.0	1	0
Opponents	2	13	6.5	1	10

FIELD GOALS

Player	FGM-FGA	Pct	01-19	20-29	30-39	40-49	50-99	Lg	Blk
Phillips, Andy	21-25	84.0	0-0	10-10	4-5	7-10	0-0	48	0

FG SEQUENCE

Team	Utah	Opponents
SOUTHERN UTAH	(26),36	-
BYU	(47),(29)	(43),(42)
San Jose State	(37),(23)	(29)
USC	(36)	(32),(43)
California	(40),48	-
ARIZONA	(28),(35)	52,(37)
Oregon State	(25)	51,27
UCLA	44,(45),(45),(46)	(39)
WASHINGTON	(29)	(41)
Arizona State	-	(24),(36)
OREGON	-	(47),31
Colorado	45,(22),(22),(23)	(25),(19)
Indiana	(30),(48),(41),(27)	(24),40

Numbers in (parentheses) indicate field goal was made.

TOTAL OFFENSE

Player	G	Plays	Rush	Pass	Total	Avg/G
Williams, Troy	13	501	235	2757	2992	230.2
Williams, Joe	9	210	1407	0	1407	156.3
Moss, Zack	10	84	382	0	382	38.2
Shyne, Armand	5	78	373	0	373	74.6
McCormick, Troy	9	39	194	0	194	21.6
Butler-Byrd, Cory	8	20	163	0	163	20.4
Huntley, Tyler	4	16	15	60	75	18.8
Howard, Jordan	4	5	32	0	32	8.0
Total	13	969	2782	2817	5599	430.7
Opponents	13	895	1673	3306	4979	383.0

SCORING

Player	TD	FGs	PATs				DXP	Saf	Points
			Kick	Rush	Rcv	Pass			
Phillips, Andy	0	21-25	43-43	0-0	0	0-0	0	0	106
Williams, Joe	10	0-0	0-0	0-0	0	0-0	0	0	60
Patrick, Tim	5	0-0	0-0	0-0	0	0-0	0	0	30
Williams, Troy	5	0-0	0-0	0-0	0	1-3	0	0	30
Singleton, Raelon	4	0-0	0-0	0-0	0	0-0	0	0	24
Shyne, Armand	4	0-0	0-0	0-0	0	0-0	0	0	24
Wilson, Siaoisi	2	0-0	0-0	0-0	0	0-0	0	0	12
McCormick, Troy	2	0-0	0-0	0-0	0	0-0	0	0	12
Hansen, Chase	2	0-0	0-0	0-0	0	0-0	0	0	12
Moeai, Evan	2	0-0	0-0	0-0	0	0-0	0	0	12
Butler-Byrd, Cory	2	0-0	0-0	0-0	0	0-0	0	0	12
Moss, Zack	2	0-0	0-0	0-0	0	0-0	0	0	12
Simpkins, Demari	1	0-0	0-0	0-0	1	0-0	0	0	8
Asiata, Isaac	1	0-0	0-0	0-0	0	0-0	0	0	6
Tauteoli, Sunia	1	0-0	0-0	0-0	0	0-0	0	0	6
Huntley, Tyler	1	0-0	0-0	0-0	0	0-0	0	0	6
Hobbs, Boobie	1	0-0	0-0	0-0	0	0-0	0	0	6
Smith, Tyrone	1	0-0	0-0	0-0	0	0-0	0	0	6
Total	46	21-25	43-43	0-0	1	1-3	0	2	388
Opponents	39	14-19	35-35	0-2	0	0-2	0	0	311

PUNTING

Player	No.	Yds	Avg	Long	TB	FC	I20	50+	Blkd
Wishnowsky, Mitch	64	3053	47.7	66	2	20	34	30	0
Total	64	3053	47.7	66	2	20	34	30	0
Opponents	74	3104	41.9	59	6	11	16	12	0

KICKOFFS

Player	No.	Yds	Avg	TB	OB	Retn	Net	YdLn
Hicken, Hayes	64	3982	62.2	30	2			
Phillips, Andy	10	582	58.2	3	1			
Wishnowsky, Mitch	3	185	61.7	1	1			
Total	77	4749	61.7	34	4	802	40.2	24
Opponents	66	4059	61.5	36	2	631	38.3	26

2016 STATISTICS

DEFENSIVE LEADERS

Player	GP	-----Tackles-----			TFL/Yds	-Sacks-	----Pass Def----		----Fumbles----			Blkd	Saf
		Solo	Ast	Total			No-Yards	Int-Yds	BrUp	QBH	Rcv-Yds		
22 Hansen, Chase	13	54	36	90	7.5-26	1.0-5	3-88	9	2	4-0	3	.	.
30 Barton, Cody	11	37	29	66	8.5-16	1.0-2	.	3
20 Williams, Marcus	11	46	18	64	1.0-5	.	5-20	3	1	2-0	2	.	.
19 Tauteoli, Sunia	11	29	28	57	3.0-13	1.0-8	1-41	1	1	1-0	1	.	.
49 Dimick, Hunter	13	40	14	54	20.0-86	14.5-73	.	7	1	2-0	1	.	.
55 Luafatasaga, Kavika	13	36	16	52	5.0-18	.	.	3	.	.	1	.	.
45 Mokofisi, Filipino	13	34	11	45	8.0-27	5.0-24	.	1	.	1-0	1	.	.
29 Porter, Reginald	13	35	8	43	2.0-3	.	2-1	4
50 Taumoepenu, Pita	13	27	14	41	12.0-90	9.0-74	.	.	4	1-0	3	.	.
12 Thomas, Justin	13	28	7	35	3.5-8	1.0-2	.	4	.	.	1	.	.
14 Allen, Brian	13	27	8	35	4.5-10	1.0-4	4-0	6
59 Tasini, Pasoni	13	20	15	35	9.5-22	1.5-10	.	6	1	.	2	.	1
15 Hatfield, Dominique	9	24	6	30	.	.	1-0	4
93 Lotulelei, Lowell	12	14	14	28	8.5-32	3.5-22	.	.	1
13 Fogal, Jordan	8	14	6	20	1.0-1	.	2-0	1	.	.	1	.	.
3 Thompson, Donovan	8	6	6	12	1.0-1
10 Thompson, Jason	13	7	1	8	1-0	.	.	.
52 Clegg, Hayden	13	5	3	8
31 Eggiman, Evan	13	5	1	6
32 Shah, Sharrieff	13	5	1	6
25 Hughes, Casey	9	4	1	5	1	.	.
7 Godfrey, Andre	9	3	1	4
53 Havili-Katoa, Alani	12	1	3	4
56 Anae, Bradlee	6	4	.	4	2.0-14	2.0-14
11 Fitts, Kylie	2	2	2	4	3.0-10	1.5-9
6A Fulks, Kyle	12	3	.	3
36 Dunn, Mackay	8	1	2	3
37 Drews, Christian	13	1	2	3
1 Hobbs, Boobie	13	3	.	3
23 Blackmon, Julian	9	1	1	2
94 Dominguez, Chase	13	2	.	2
74 Uhatafe, Salesi	13	2	.	2
1C Patrick, Tim	12	2	.	2
4 McCormick, Troy	9	1	.	1
9A Hicken, Hayes	13	1	.	1
26 Burgess, Terrell	4	1	.	1	.	.	.	1
81 Salido, Dimitri	4	1	.	1
24 Young, Kenric	6	1	.	1
99 Fotu, Leki	5	1	.	1
1B Singleton, Raelon	13	1	.	1
88 Handley, Harris	10	1	.	1
54 Asiata, Isaac	13	1	.	1
8 Hart, Chris	4	1-0	.	.	.
TM Team	9	2	.	2	1.0-7	1.0-7	1
Total	13	533	254	787	101-389	43-254	18-150	53	11	13-0	17	.	2
Opponents	13	576	386	962	82.0-306	27-163	8-71	63	6	17-13	21	.	.

INFORMATION

HERE'S UTAH

2017 OUTLOOK

PLAYER BIOS

COACHES & STAFF

SERIES HISTORY

2016 IN REVIEW

BOWL HISTORY

RECORD BOOK

2016 STARTERS

FOSTER FARMS BOWL

LT	LG	C	RG	RT	QB	RB	WR-X	WR-H	WR-Z	TE
Garrett Bolles	Isaac Asiata	Nick Nowakowski	Salesi Uhatafe	Sam Tevi	Troy Williams	Joe Williams	Tim Patrick	Demari Simpkins	Raelon Singleton	Evan Moeai
LE	LT	NT	RT	RE	MLB	LC	RC	NB	FS	SS
Hunter Dimick	Pasoni Tasini	Lowell Lotulelei	Filipo Mokofisi	Pita Taumoepenu	Sunia Tauteoli	Brian Allen	Reggie Porter	Justin Thomas	Marcus Williams	Chase Hansen

OFFENSE (REGULAR SEASON)

POS.	SUU	BYU	SJS	USC	CAL	ARIZ	OSU	UCLA	WASH	ASU	ORE	COLO
LT	Garett Bolles	Garett Bolles	Garett Bolles	Garett Bolles	Garett Bolles	Garett Bolles	Garett Bolles	Garett Bolles	Garett Bolles	Garett Bolles	Garett Bolles	Garett Bolles
LG	Isaac Asiata	Isaac Asiata	Isaac Asiata	Isaac Asiata	Isaac Asiata	Isaac Asiata	Isaac Asiata	Isaac Asiata	Isaac Asiata	Isaac Asiata	Isaac Asiata	Isaac Asiata
C	J.J. Dielman	J.J. Dielman	J.J. Dielman	J.J. Dielman	J.J. Dielman	J.J. Dielman	J.J. Dielman	J.J. Dielman	J.J. Dielman	J.J. Dielman	J.J. Dielman	J.J. Dielman
RG	Salesi Uhatafe	Salesi Uhatafe	Salesi Uhatafe	Salesi Uhatafe	Salesi Uhatafe	Salesi Uhatafe	Salesi Uhatafe	Salesi Uhatafe	Salesi Uhatafe	Salesi Uhatafe	Salesi Uhatafe	Salesi Uhatafe
RT	Sam Tevi	Sam Tevi	Jackson Barton	Sam Tevi	Sam Tevi	Sam Tevi	Sam Tevi	Sam Tevi	Sam Tevi	Jackson Barton	Sam Tevi	Sam Tevi
TE	Harrison Handley			Harrison Handley	Harrison Handley	Evan Moeai	Evan Moeai	Evan Moeai	Evan Moeai	Evan Moeai	Evan Moeai	Harrison Handley
QB	Troy Williams	Troy Williams	Troy Williams	Troy Williams	Troy Williams	Troy Williams	Troy Williams	Troy Williams	Troy Williams	Troy Williams	Troy Williams	Troy Williams
RB	Joe Williams	Joe Williams	Zach Moss	Zach Moss	Zach Moss	Armand Shyne	Joe Williams	Joe Williams	Joe Williams	Joe Williams	Joe Williams	Joe Williams
WR-X	Tyrone Smith	Tyrone Smith	Tim Patrick	Tim Patrick	Tim Patrick	Demari Simpkins	Demari Simpkins	Siaosi Wilson	Tim Patrick	Tim Patrick	Tim Patrick	Tim Patrick
WR-H	Kyle Fulks	Kyle Fulks		Cory Butler-Byrd	Kyle Fulks	Cory Butler-Byrd	Cory Butler-Byrd		Demari Simpkins	Demari Simpkins		
WR-Z	Tim Patrick	Tim Patrick	Raelon Singleton	Raelon Singleton	Raelon Singleton	Raelon Singleton	Raelon Singleton	Tyrone Smith	Siaosi Wilson	Siaosi Wilson	Siaosi Wilson	Siaosi Wilson
WR	Raelon Singleton	Siaosi Wilson										
RB			Troy McCormick									
TE							Ken Hampel				Ken Hampel	Ken Hampel

DEFENSE (REGULAR SEASON)

POS.	SUU	BYU	SJS	USC	CAL	ARIZ	OSU	UCLA	WASH	ASU	ORE	COLO
LE	Hunter Dimick	Hunter Dimick	Hunter Dimick	Hunter Dimick	Hunter Dimick		Hunter Dimick	Hunter Dimick	Hunter Dimick	Hunter Dimick	Hunter Dimick	Hunter Dimick
LT	Filipo Mokofisi	Filipo Mokofisi	Pasoni Tasini	Filipo Mokofisi	Filipo Mokofisi	Filipo Mokofisi	Pasoni Tasini	Pasoni Tasini	Pasoni Tasini	Pasoni Tasini	Pasoni Tasini	Pasoni Tasini
RT	Lowell Lotulelei	Lowell Lotulelei	Lowell Lotulelei	Lowell Lotulelei	Pasoni Tasini	Lowell Lotulelei	Lowell Lotulelei	Lowell Lotulelei	Lowell Lotulelei	Lowell Lotulelei	Lowell Lotulelei	Lowell Lotulelei
T				Pasoni Tasini		Hunter Dimick		Filipo Mokofisi	Filipo Mokofisi			Filipo Mokofisi
RE	Kylie Fitts	Pita Taumoepenu	Filipo Mokofisi	Pita Taumoepenu	Pita Taumoepenu		Filipo Mokofisi	Pita Taumoepenu	Filipo Mokofisi	Filipo Mokofisi	Pita Taumoepenu	
SLB	Kavika Luafatasaga	Kylie Fitts	Kavika Luafatasaga					Chase Hansen				Hayden Clegg
MLB	Sunia Tauteoli	Sunia Tauteoli	Sunia Tauteoli	Sunia Tauteoli	Sunia Tauteoli	Sunia Tauteoli	Sunia Tauteoli	Sunia Tauteoli	Sunia Tauteoli	Kavika Luafatasaga		
RLB	Cody Barton		Cody Barton		Kavika Luafatasaga	Kavika Luafatasaga	Kavika Luafatasaga	Cody Barton	Kavika Luafatasaga	Cody Barton	Cody Barton	Kavika Luafatasaga
LC	Reggie Porter	Reggie Porter	Reggie Porter	Reggie Porter	Reggie Porter	Reggie Porter	Reggie Porter	Reggie Porter	Reggie Porter	Brian Allen	Brian Allen	Reggie Porter
RC	Brian Allen	Brian Allen	Brian Allen	Brian Allen	Brian Allen	Dominique Hatfield	Dominique Hatfield	Dominique Hatfield	Dominique Hatfield	Dominique Hatfield	Dominique Hatfield	Brian Allen
NB		Justin Thomas		Justin Thomas	Justin Thomas	Justin Thomas	Justin Thomas	Justin Thomas	Justin Thomas	Justin Thomas	Justin Thomas	Justin Thomas
FS	Marcus Williams	Marcus Williams	Marcus Williams	Marcus Williams	Marcus Williams	Marcus Williams	Marcus Williams	Jordan Fogal	Jordan Fogal	Marcus Williams	Marcus Williams	Marcus Williams
SS	Chase Hansen	Chase Hansen	Chase Hansen	Chase Hansen	Chase Hansen		Chase Hansen	Chase Hansen	Chase Hansen	Chase Hansen	Chase Hansen	Chase Hansen
DB						Boobie Hobbs						

INFORMATION

HERE'S UTAH

2017 OUTLOOK

PLAYER BIOS

COACHES & STAFF

SERIES HISTORY

2016 IN REVIEW

BOWL HISTORY

RECORD BOOK

2016 PARTICIPATION

NO.	NAME	SUU	BYU	SJS	USC	CAL	ARIZ	OSU	UCLA	WASH	ASU	ORE	COLO	IND
1	Boobie Hobbs	x	x	x	x	x	x	x	x	x	x	x	x	x
1	Tyler Huntley	x		x			x							x
2	Philip Afia	x		x						x	x	x	x	
2	Zack Moss		x	x	x	x			x	x	x	x	x	x
3	Donavan Thompson	x	x	x	x	x			x			x	x	
3	Troy Williams	x	x	x	x	x	x	x	x	x	x	x	x	x
4	Troy McCormick Jr.	x	x	x	x	x					x	x	x	x
5	Tavaris Williams	x												
5	Tyson Cisrow	x	x	x	x	x	x	x	x		x		x	x
6	Kyle Fulks	x	x	x	x	x	x	x		x	x	x	x	x
7	Andre Godfrey	x		x		x			x	x	x	x	x	x
7	Devonta'e Henry-Cole								x					
8	Chris Hart			x			x		x				x	
10	Jason Thompson	x	x	x	x	x	x	x	x	x	x	x	x	x
11	Kylie Fitts	x	x											
11	Raelon Singleton	x	x	x	x	x	x	x	x	x	x	x	x	x
12	Tim Patrick	x	x	x	x	x		x	x	x	x	x	x	x
12	Justin Thomas	x	x	x	x	x	x	x	x	x	x	x	x	x
13	Jordan Fogal			x			x	x	x	x		x	x	x
14	Brian Allen	x	x	x	x	x	x	x	x	x	x	x	x	x
15	Dominique Hatfield				x	x	x	x	x	x	x	x	x	
16	Cory Butler-Byrd			x	x		x	x	x		x	x	x	
17	Demari Simpkins	x	x	x	x	x	x	x	x	x	x	x	x	x
18	Evan Moeai	x	x	x	x	x	x	x	x	x	x	x	x	x
19	Tyler Cooperwood			x		x				x		x	x	
19	Sunia Tauteoli	x	x	x	x	x	x	x		x	x		x	x
20	Marcus Williams	x	x	x	x	x	x	x			x	x	x	x
21	Tyrone Smith	x	x			x	x	x	x	x	x		x	x
22	Chase Hansen	x	x	x	x	x	x	x	x	x	x	x	x	x
23	Julian Blackmon	x	x		x	x	x	x	x	x				x
23	Armand Shyne	x		x	x	x								
24	Kenric Young		x	x	x				x		x			x
25	Casey Hughes	x	x	x	x	x	x	x	x					x
26	Terrell Burgess	x	x	x			x							
27	Marcel Manalo						x	x						
28	Joe Williams	x	x					x	x	x	x	x	x	x
29	Reggie Porter	x	x	x	x	x	x	x	x	x	x	x	x	x
30	Cody Barton	x	x	x	x	x	x	x	x	x	x	x	x	x
31	Evan Eggiman	x	x	x	x	x	x	x	x	x	x	x	x	x
32	Sharrieff Shah Jr.	x	x	x	x	x	x	x	x	x	x	x	x	x
33	Mitch Wishnowsky	x	x	x	x	x	x	x	x	x	x	x	x	x
34	Alex Whittingham	x	x	x	x	x	x	x	x	x	x	x	x	x
35	Jordan Howard	x	x	x			x							
36	Mackay Dunn	x	x	x	x				x	x			x	x
37	Christian Drews	x	x	x	x		x		x	x		x	x	x
39	Andy Phillips	x	x	x	x	x	x	x	x	x	x	x	x	x
40	Hayden Clegg	x	x	x	x	x	x	x	x	x	x	x	x	x
45	Filipo Mokofisi	x	x	x	x	x	x	x	x	x	x	x	x	x
49	Hunter Dimick	x	x	x	x	x	x	x	x	x	x	x	x	x
50	Pita Taumoeopenu	x	x	x	x	x	x	x	x	x	x	x	x	x
52	Sam Tevi	x	x		x	x	x	x	x	x		x	x	x
53	Alani Havili-Katoa	x	x	x	x	x	x	x	x	x	x	x	x	x
54	Isaac Asiata	x	x	x	x	x	x	x	x	x	x	x	x	x
55	Kavika Luafatasaga	x	x	x	x	x	x	x	x	x	x	x	x	x
56	Bradlee Anae			x				x	x		x		x	x
59	Pasoni Tasini	x	x		x	x	x	x	x	x		x	x	x
68	J.J. Dielman	x	x	x	x	x								
69	Lo Falemaka	x	x	x	x	x				x	x	x	x	x
70	Jackson Barton	x	x	x	x	x	x	x	x	x	x	x	x	x
72	Garett Bolles	x	x	x	x	x	x	x	x	x	x	x	x	x
73	Johnny Capra								x					
74	Salesi Uhatafe	x	x	x	x	x	x	x	x	x	x	x	x	x
75	Nick Nowakowski	x	x	x	x	x	x	x	x	x	x	x	x	x
77	Darrin Paulo	x	x	x	x	x	x	x	x	x	x	x	x	x
80	Siaosi Wilson	x	x	x	x	x	x	x	x	x	x	x	x	x
81	Dimitri Salido			x					x	x	x			
82	Ken Hampel	x	x	x	x	x	x	x	x	x	x	x	x	x
85	Andrew Santiago	x	x											
86	Wallace Gonzalez	x		x					x	x				
88	Harrison Handley	x	x	x	x	x	x				x	x	x	x
89	Vaha Vainuku								x	x				
92	Hayes Hicken	x	x	x	x	x	x	x	x	x	x	x	x	x
93	Lowell Lotulelei	x	x	x	x		x	x	x	x	x	x	x	x
94	Chase Dominguez	x	x	x	x	x	x	x	x	x	x	x	x	x
99	Leki Fotu			x					x	x		x	x	

INFORMATION

HERES UTAH

2017 OUTLOOK

PLAYER BIOS

COACHES & STAFF

SERIES HISTORY

2016 IN REVIEW

BOWL HISTORY

RECORD BOOK

2016 GAME SUMMARIES

GAME 1 - September 1

Southern Utah 0 | *Salt Lake City*
Utah 24 | *Rice-Eccles Stadium (45,945)*

SALT LAKE CITY—Utah kicked off its season with a 24-0 win over Southern Utah in a game where the Thunderbirds crossed midfield only twice, gained just 158 total yards and picked up only seven first downs. Marcus Williams created both SUU turnovers, forcing and recovering a fumble on the Utah 33-yard line to end SUU's first offensive series, and later intercepting a pass. Kylie Fitts had three of Utah's nine tackles for loss, including 1.5 sacks, and Cody Barton had a team and career-high 11 tackles (1.0 TFL). In his first start as a Ute, junior quarterback Troy Williams passed for 272 yards with two touchdowns and no interceptions. Tim Patrick had a career-high 105 receiving yards and two touchdowns.

SCORING BY QUARTERS	1	2	3	4	FINAL
Southern Utah	0	0	0	0	0
Utah	3	14	0	7	24

SCORING SUMMARY

UU - Phillips 26 field goal, 10:38, 1st
 UU - McCormick 4 run (Phillips kick), 3:41, 2nd
 UU - Patrick 2 pass T. Williams (Phillips kick), 1:11, 2nd
 UU - Patrick 57 pass T. Williams (Phillips kick), 9:27, 4th

TEAM STATISTICS

	SUU	UU
First Downs	7	19
Net Rushing	32-116	37-138
Passing	6-18-1	23-39-0
Passing Yards	42	298
Total Offense	50-158	76-436
Fumbles-Lost	1-1	2-1
Penalties	3-20	6-40
Interceptions-Yds	0-0	0-0
Punting	10-426	6-333
Punt Returns	2-12	5-55
Kickoff Returns	2-36	0-0
Time of Possession	21:10	38:50
Third Down Conversions	2-12	8-17
Fourth Down Conversions	0-0	1-1
Sacks By	2-15	3-20

INDIVIDUAL LEADERS

Rushing (Att-Yds-TD)–Utah: McCormick 12-55-1, J. Williams 12-49-0, Shyne 8-19-0, T. Williams 5-15-0.
SUU: Brown 10-49-0, Rutledge 1-33-0, Hill 8-26-0, Pringle 5-13-0, Felila 3-9-0, Diego-Williams 1-0-0, Pedersen 4- -14-0.
Passing (Comp-Att-I-Yds-TD)–Utah: T. Williams 20-35-0-272-2, Huntley 3-4-0-26-0.
SUU: Hill 6-12-0-42-0, Pedersen 0-6-1-0-0.
Receiving (No-Yds-TD)–Utah: Patrick 5-105-2, Singleton 2-56-0, McCormick 3-55-0, T. Smith 3-31-0, Moeai 1-18-0.
SUU: Sharp 1-14-0, Wroblews 1-12-0.
Kickoff Returns–Utah: None. **SUU:** Pringle 1-20-0, Givens 1-16-0.
Punt Returns–Utah: Hobbs 5-55-0. **SUU:** Measom 2-12-0.
Utah Defensive Leaders–Tackles: C. Barton 11, Tauteoli 7. **Sacks:** Fitts 1.5-9, Dimick 1-7, Tasini 0.5-4. **TFL:** Fitts 3.0-10, Dimick 2.0-8, Taumoepenu 1.0-6, Tasini 1.0-5, C. Barton 1.0-3, Mokofisi 1.0-1. **Interceptions:** M. Williams 1-0.

GAME 2 - September 10

Brigham Young 19 | *Salt Lake City*
Utah 20 | *Rice-Eccles Stadium (46,915)*

SALT LAKE CITY—With 0:18 remaining, Utah stopped BYU's 2-point conversion attempt to secure a 20-19 win. Utah got off to a quick start when Sunia Tauteoli picked off Taysom Hill's pass on the first play from scrimmage and returned it 41 yards for a touchdown. But the Utes had to overcome six turnovers of their own for their sixth-straight win over BYU. With BYU leading 13-7 and just seconds remaining in the first half, Troy Williams found Tim Patrick for a 21-yard touchdown pass to put Utah up 14-13. Andy Phillips had all six Utah points in the second half on field goals of 47 and 29 yards. Reginald Porter led the defense with seven tackles and his first career interception.

SCORING BY QUARTERS	1	2	3	4	FINAL
BYU	6	7	0	6	19
Utah	7	7	3	3	20

SCORING SUMMARY

UU - Tauteoli 41 interception return (Phillips kick), 14:44, 1st
 BYU - Oldroyd 43 field goal, 9:44, 1st
 BYU - Oldroyd 42 field goal, 5:04, 1st
 BYU - Hill 39 run (Oldroyd kick), 4:06, 2nd
 UU - Patrick 21 pass from T. Williams (Phillips kick), 00:17, 2nd
 UU - Phillips 47 field goal, 7:53, 3rd
 UU - Phillips 29 field goal, 2:47, 4th
 BYU - Hill 7 run (Hill rush failed), 00:18, 4th

TEAM STATISTICS

	BYU	UU
First Downs	18	20
Net Rushing	27-143	42-169
Passing	22-41-3	14-23-3
Passing Yards	185	194
Total Offense	68-328	65-363
Fumbles-Lost	2-1	6-3
Penalties	10-112	9-85
Interceptions-Yds	3-11	2-42-1
Punting	6-232	3-157
Punt Returns	1-9	3-10
Kickoff Returns	1-13	4-53
Time of Possession	26:56	33:04
Third Down Conversions	5-14	6-12
Fourth Down Conversions	1-1	0-0
Sacks By	0-0	3-17

INDIVIDUAL LEADERS

Rushing (Att-Yds-TD)–Utah: McCormick 10-62-0, Moss 12-58-0, J. Williams 10-26-0, T. Williams 7-13-0.
BYU: Hill 13-87-2, Williams 12-58-0.
Passing (Comp-Att-I-Yds-TD)–Utah: T. Williams 14-23-3-194-1.
BYU: Hill 21-39-3-176-0, Juergens 1-1-0-9-0.
Receiving (No-Yds-TD)–Utah: Patrick 3-59-1, Smith 2-60-0, Singleton 2-23-0, Moeai 2-21-0, Handley 2-21-0.
BYU: Juergens 8-52-0, Kurtz 3-35-0, Lualu-Pututau 3-31-0, Trinnaman 2-27-0.
Kickoff Returns–Utah: Burgess 2-27, McCormick 1-14, Blackmon 1-12.
BYU: El-Bakri 1-13.
Punt Returns–Utah: Hobbs 3-10. **BYU:** Juergens 1-9.
Utah Defensive Leaders–Tackles: Porter 7, M. Williams 6, Taumoepenu 6, Tauteoli 6, C. Barton 6. **Sacks:** Taumoepenu 1.0-8, Dimick 1.0-5, Allen 1.0-4. **TFL:** Taumoepenu 1.0-8, Dimick 1.0-5, Allen 1.0-4, Porter 1.0-1, Hansen 0.5-2, C. Barton 0.5-1. **Interceptions:** Tauteoli 1-41-1, Porter 1-1.

2016 GAME SUMMARIES

GAME 3 - September 17

Utah	34	<i>San Jose, Calif.</i>
San Jose State	17	<i>CEFCU Stadium (16,041)</i>

SAN JOSE, Calif.—After trailing early in the second quarter, Utah scored 28 unanswered points and beat San Jose State 34-17. Utah's 10 sacks (tied for the second most in school history) included two apiece by Hunter Dimick and Filipino Mokofisi. Tim Patrick had a career-high 121 receiving yards, while running backs Zach Moss and Armand Shyne rushed for 95 and 92 yards, respectively. Troy Williams completed 20-of-26 passes (71%) for 257 yards and a touchdown (1 INT). Andy Phillips made both of his field goal attempts and broke the school record for PATs in a career with the first of his four extra point kicks. Sunia Tauteoli had a team-high eight tackles, including a sack and 1.5 TFL.

SCORING BY QUARTERS	1	2	3	4	FINAL
Utah	6	14	7	7	34
San Jose State	3	7	0	7	17

SCORING SUMMARY

SJSU - Crawford 29 field goal, 10:57, 1st
 UU - Phillips 37 field goal, 8:48, 1st
 UU - Phillips 23 field goal, 2:00, 1st
 SJSU - Oliver 1 pass from Potter (Crawford kick), 10:30, 2nd
 UU - McCormick 16 run (Phillips kick), 8:55, 2nd
 UU - Patrick 4 pass from T. Williams (Phillips kick), 00:15
 UU - Moss 10 run (Phillips kick), 3:14, 3rd
 UU - Shyne 9 run (Phillips kick), 9:23, 4th
 SJSU - Zigler 46 pass from Love (Crawford kick), 3:45, 4th

TEAM STATISTICS	UU	SJSU
First Downs	19	18
Net Rushing	37-201	32-56
Passing	21-30-1	21-39-2
Passing Yards	255	249
Total Offense	67-456	71-305
Fumbles-Lost	1-1	2-1
Penalties	7-69	2-10
Interceptions-Yds	2-5	1-0
Punting	5-246	6-301
Punt Returns	5-42	2-0
Kickoff Returns	0-0	6-82
Time of Possession	29:35	30:25
Third Down Conversions	3-11	5-14
Fourth Down Conversions	0-0	0-1
Sacks By	10-46	3-28

INDIVIDUAL LEADERS

Rushing (Att-Yds-TD)—Utah: Moss 12-95-1, Shyne 12-92-1, McCormick 7-61-1.
SJSU: Cooper 12-45-0, Potter 13-20-0.
Passing (Comp-Att-I-Yds-TD)—Utah: T. Williams 20-28-1-257-1, Huntley 1-2-0-(-2)-0. **SJSU:** Love 11-21-1-184-1, Potter 10-18-1-65-1.
Receiving (No-Yds-TD)—Utah: Patrick 6-121-1, Butler-Byrd 5-66-0, Moeai 3-19-0, McCormick 3-18-0, Singleton 1-19-0.
SJSU: Crawley 5-36-0, Hartley 4-81-0, Cooper 3-13-0, Freeman 2-37-0, Holmes 2-37-0, Zigler 1-46-1, Oliver 1-1-1.
Kickoff Returns—Utah: None. **SJSU:** Johnson 3-48.
Punt Returns—Utah: Hobbs 5-42. **SJSU:** Cottrell 1-9, Crawley 1-(-9).
Utah Defensive Leaders—Tackles: Tauteoli 8, M. Williams 6, Hansen 6.
Sacks: Mokofisi 2.0-7, Dimick 2.0-5, Taumoeopenu 1.0-10, Tauteoli 1.0-8, Lotulelei 1.0-6, Tasini 1.0-6. **TFL:** Lotulelei 2.0-10, Mokofisi 2.0-7, Dimick 2.0-5, Tauteoli 1.5-9, Tasini 1.0-6.
Interceptions: M. Williams 1-5, Reggie Porter 1-0.

GAME 4 - September 23

USC	27	<i>Salt Lake City</i>
Utah (#24)	31	<i>Rice-Eccles Stadium (46,133)</i>

SALT LAKE CITY—Utah stunned USC with a 93-yard drive featuring two fourth-down conversions in the last five minutes to snatch a 31-27 come from behind win. Zach Moss' 5-yard run on fourth down gave Utah a first down on the USC 18-yard line and Troy Williams fired the game-winning touchdown pass to Tim Patrick on the next play with 16 seconds remaining. Williams, who completed 21-of-34 passes for 270 yards and two touchdowns without an interception, rallied Utah from a 24-10 third-quarter deficit. Patrick caught six passes for 100 yards, including four catches for 49 yards and a touchdown on the final drive. Offensive lineman Isaac Asiata started the comeback when he fell on a fumble in the end zone in the third quarter to cut USC's lead to 24-17. Sunia Tauteoli had a career-high 11 tackles and one of Utah's three forced fumbles—all recovered by the Utes.

SCORING BY QUARTERS	1	2	3	4	FINAL
USC	7	10	7	3	27
Utah	7	3	7	14	31

SCORING SUMMARY

UU - Williams 10 run (Phillips kick), 7:19, 1st
 USC - Jackson 100 kick return (Boermeester kick), 7:07, 1st
 UU - Phillips 36 field goal, 6:39, 2nd
 USC - J. Davis 14 run (Boermeester kick), 4:42, 2nd
 USC - Boermeester 32 field goal, 00:35, 2nd
 USC - Darnold 8 run (Boermeester kick), 9:48, 3rd
 UU - Asiata 0 offensive fumble recovery (Phillips kick), 4:51, 3rd
 USC - Boermeester 43 field goal, 14:55, 4th
 UU - Singleton 10 pass from T. Williams (Phillips kick), 9:45, 4th
 UU - Patrick 18 pass from T. Williams (Phillips kick), 00:16, 4th

TEAM STATISTICS	USC	UU
First Downs	22	30
Net Rushing	33-213	47-186
Passing	18-26-0	21-34-0
Passing Yards	253	270
Total Offense	59-466	81-456
Fumbles-Lost	3-3	2-1
Penalties	7-49	5-43
Interceptions-Yds	0-0	0-0
Punting	1-30	3-149
Punt Returns	0-0	0-0
Kickoff Returns	5-171-1	2-27
Time of Possession	22:21	37:39
Third Down Conversions	6-10	5-13
Fourth Down Conversions	0-0	4-4
Sacks By	0-0	1-2

INDIVIDUAL LEADERS

Rushing (Att-Yds-TD)—Utah: Moss 23-90-0, Shyne 14-62-0, T. Williams 7-17-1, Butler-Byrd 1-15-0. **USC:** J. Davis 10-126-1, Darnold 9-41-1.
Passing (Comp-Att-I-Yds-TD)—Utah: T. Williams 21-34-0-270-2.
USC: Darnold 18-26-0-253-0.
Receiving (No-Yds-TD)—Utah: Patrick 6-100-1, Butler-Byrd 4-49-0, Singleton 3-42-1, Moeai 2-20-0, Handley 1-28-0.
USC: Smith-Schuster 8-98-0, Rogers 5-58-0, Mitchell 2-45-0.
Kickoff Returns—Utah: Butler-Byrd 2-27. **USC:** Jackson 1-100, Mitchell 3-58.
Punt Returns—Utah: None. **USC:** None.
Utah Defensive Leaders—Tackles: Tauteoli 11, M. Williams 8, Hansen 7, Dimick 6.
Sacks: Dimick 1.0-2. **TFL:** Tasini 2.5-5, Dimick 2.0-3, Tauteoli 0.5-1.
Interceptions: None.

2016 GAME SUMMARIES

GAME 5 - October 1

Utah (#18) **23** *Berkeley, Calif.*
California **28** *Memorial Stadium (46,618)*

BERKELEY, Calif.—Utah was unable to punch it in from one yard out as time expired and fell to California 28-23 for its first loss of the season. The Utes, who held the Bears to their lowest scoring output and fewest total yards of the season, outgained the Bears 442-362 yards and possessed the ball for 42 minutes. Utah got career games from Armand Shyne (99 yards rushing and two touchdowns) and Raelon Singleton (98 yards receiving). After spotting the Bears a 14-0 lead and relinquishing 174 yards in the first quarter, the Utah defense held Cal to 14 points and 188 yards over the final three quarters. Cal entered the game averaging 45 points and 594 yards a game. Chase Hansen had a team-high six tackles and Brian Allen's interception was the game's only takeaway for either team.

SCORING BY QUARTERS	1	2	3	4	FINAL
Utah	0	10	7	6	23
California	14	0	7	7	28

SCORING SUMMARY

CAL - Hansen 40 pass from Webb (Anderson kick), 13:40, 1st
 CAL - Robertson 39 pass from Webb (Anderson kick), 4:08, 1st
 UU - Phillips 40 field goal, 14:55, 2nd
 UU - Shyne 4 run (Phillips kick), 2:00, 2nd
 UU - Shyne 1 run (Phillips kick), 4:05, 3rd
 CAL - Hansen 24 pass from Webb (Anderson kick), 1:24, 3rd
 CAL - Robertson 56 pass from Webb (Anderson kick), 9:03, 4th
 UU - Moss 1 run (Williams pass failed), 6:41, 4th

TEAM STATISTICS	UU	CAL
First Downs	30	17
Net Rushing	54-176	14-56
Passing	24-43-0	22-35-1
Passing Yards	266	306
Total Offense	97-442	49-362
Fumbles-Lost	1-0	0-0
Penalties	3-30	8-65
Interceptions-Yds	1-0	0-0
Punting	3-127	5-223
Punt Returns	4-23	0-0
Kickoff Returns	2-31	3-46
Time of Possession	42:01	17:59
Third Down Conversions	7-20	5-11
Fourth Down Conversions	4-5	0-0
Sacks By	1-12	1-4

INDIVIDUAL LEADERS

Rushing (Att-Yds-TD)—Utah: Shyne 25-99-2, Moss 19-66-1, McCormick 5-16-0.
Cal: Watson 4-37-0, Enwere 9-31-0.
Passing (Comp-Att-I-Yds-TD)—Utah: T. Williams 24-43-0-266-0.
Cal: Webb 22-35-1-306-4.
Receiving (No-Yds-TD)—Utah: Singleton 7-98-0, Patrick 4-44-0, Simpkins 3-30-0, T. Smith 2-43-0, Moeai 2-16-0, Fulks 2-14-0. **Cal:** Hansen 5-98-2, Stovall 5-42-0, Robertson 4-97-2, Wharton 3-29-0, Watson 3-23-0.
Kickoff Returns—Utah: McCormick 1-19, Shah 1-12. **Cal:** Watson 3-46.
Punt Returns—Utah: Hobbs 4-23. **Cal:** None.
Utah Defensive Leaders—Tackles: Hansen 6, Tauteoli 5, Hatfield 4, Taumoepenu 4, M. Williams 4. **Sacks:** Taumoepenu 1.0-12.
TFL: Taumoepenu 1.0-12, Hansen 1.0-6, Allen 1.0-3, Tasini 1.0-1.
Interceptions: Allen 1-0.

GAME 6 - October 8

Arizona **23** *Salt Lake City*
Utah (#24) **36** *Rice-Eccles Stadium (45,917)*

SALT LAKE CITY—Utah pulled away from Arizona in the second half for a 36-23 win—the 100th victory of Kyle Whittingham's head coaching career. With Arizona leading 14-3 late in the second quarter, a safety by Pasoni Tasini turned the tide and started a 26-0 run by the Utes. Tyrone Smith made a one-handed grab on a pass from Troy Williams on the ensuing possession to bring Utah within two points (14-12) at halftime. Armand Shyne rushed for a career-high 101 yards and a touchdown before leaving with an injury. Williams passed for 245 yards and a touchdown and rushed for a career-high 73 yards and two scores. Evan Moeai had a career-high 81 yards receiving. Chase Hansen's team-high nine tackles included a jarring hit that popped the ball loose for an incompleteness and was intercepted on a diving catch by Marcus Williams. Brian Allen and Dominique Hatfield also registered interceptions.

SCORING BY QUARTERS	1	2	3	4	FINAL
Arizona	7	7	0	9	23
Utah	3	9	17	7	36

SCORING SUMMARY

AZ - Brown 75 pass from Dawkins (Pollack kick), 14:49, 1st
 UU - Phillips 28 field goal, 5:01, 1st
 AZ - Dawkins 6 run (Pollack kick), 7:54, 2nd
 UU - Tasini safety, 4:38, 2nd
 UU - T. Smith 3 pass from T. Williams (Phillips kick), 00:55, 2nd
 UU - T. Williams 2 run (Phillips kick), 13:12, 3rd
 UU - Shyne 26 run (Phillips kick), 5:35, 3rd
 UU - Phillips 35 field goal, 2:16, 3rd
 AZ - Pollack 37 field goal, 9:04, 4th
 UU - T. Williams 1 run (Phillips kick), 5:10, 4th
 AZ - Grant 63 pass from Tate (Tate pass failed), 4:15, 4th

TEAM STATISTICS	AZ	UU
First Downs	21	23
Net Rushing	37-127	45-210
Passing	16-29-3	13-29-0
Passing Yards	348	245
Total Offense	66-475	74-455
Fumbles-Lost	2-0	4-0
Penalties	7-65	14-98
Interceptions-Yds	0-0	3-0
Punting	4-137	6-300
Punt Returns	0-0	0-0
Kickoff Returns	2-37	4-100
Time of Possession	24:10	35:50
Third Down Conversions	6-12	7-15
Fourth Down Conversions	0-0	0-0
Sacks By	2-15	0-0

INDIVIDUAL LEADERS

Rushing (Att-Yds-TD)—Utah: Shyne 19-101-1, T. Williams 16-73-2, Howard 5-32-0.
Ariz: Dawkins 14-49-1, Green 9-35-0, Tate 10-33-0.
Passing (Comp-Att-I-Yds-TD)—Utah: T. Williams 13-29-0-245-1.
Ariz: Dawkins 11-20-2-243-1.
Receiving (No-Yds-TD)—Utah: Moeai 3-81-0, Handley 3-40-0, T. Smith 3-14-1, Singleton 2-33-0, Butler-Byrd 1-69-0.
Ariz: Griffey 4-109-0, Grant 4-86-1, Brown 3-89-1, Phillips 2-21-0.
Kickoff Returns—Utah: Butler-Byrd 3-86. **Ariz:** Brown 1-28, Mashack 1-9.
Punt Returns—Utah: None. **Ariz:** None.
Utah Defensive Leaders—Tackles: Hansen 9, Dimick 8, Mokofisi 8.
Sacks: None. **TFL:** Tasini 2.0-3, M. Williams 1.0-5, Hansen 1.0-3, Mokofisi 1.0-1.
Interceptions: Allen 1-0, M. Williams 1-0, Hatfield 1-0.

2016 GAME SUMMARIES

GAME 7 - October 15

Utah (#21)	19	<i>Corvallis, Ore.</i>
Oregon State	14	<i>Reser Stadium (32,093)</i>

CORVALLIS, Ore.—Joe Williams returned from a four-game absence to lead Utah to a 19-14 win over Oregon State. Williams had 34 carries for 179 yards and a touchdown in a game where wet, windy weather made passing conditions difficult. Troy Williams attempted just 13 passes, completing four, for 42 yards, while the Utah ground game produced a season-high 275 yards. Troy Williams also rushed for 40 yards and what proved to be the winning touchdown in the fourth quarter. Chase Hansen had a team-high eight tackles, an interception, a sack and two tackles for loss. Jordan Fogal saw his first significant playing time at safety in place of injured Marcus Williams and had a career-high seven tackles.

SCORING BY QUARTERS	1	2	3	4	FINAL
Utah	9	3	0	7	19
Oregon State	0	0	7	7	14

SCORING SUMMARY

- UU - J. Williams 5 run (Phillips kick), 4:37, 1st
- UU - Team safety, 00:00, 1st
- UU - Phillips 25 field goal, 9:06, 2nd
- OSU - Pierce 18 run (Owens kick), 9:46, 3rd
- UU - T. Williams 8 run (Phillips kick), 3:18, 4th
- OSU - Jarmon 14 pass from McMarylon (Owens kick), 1:40, 4th

TEAM STATISTICS	UU	OSU
First Downs	17	15
Net Rushing	60-275	35-197
Passing	4-13-0	9-30-1
Passing Yards	42	100
Total Offense	73-317	65-297
Fumbles-Lost	3-2	3-1
Penalties	5-40	9-65
Interceptions-Yds	1-24	0-0
Punting	5-211	6-254
Punt Returns	3-7	1-2
Kickoff Returns	1-27	1-15
Time of Possession	33:30	26:30
Third Down Conversions	6-16	3-16
Fourth Down Conversions	1-4	1-3
Sacks By	2-7	2-18

INDIVIDUAL LEADERS

- Rushing (Att-Yds-TD)—Utah:** J. Williams 34-179-1, Butler-Byrd 10-54-0, T. Williams 15-40-1.
- OSU:** Bolden 7-61-0, Pierce 9-60-1, Garretson 7-35-0, Nall 1-32-0, Lucas 4-28-0.
- Passing (Comp-Att-I-Yds-TD)—Utah:** T. Williams 4-13-0-42-0.
- OSU:** Garretson 4-20-1-24-0, McMarylon 5-9-0-76-1.
- Receiving (No-Yds-TD)—Utah:** Butler-Byrd 2-12-0, Singleton 1-25-0.
- OSU:** Bolden 3-25-0, Collins 2-18-0, Hernandez 1-26-0, Cook 1-16-0, Jarmon 1-14-1.
- Kickoff Returns—Utah:** Butler-Byrd 1-27. **OSU:** Bolden 1-15.
- Punt Returns—Utah:** Hobbs 3-7. **OSU:** Bolden 1-2.
- Utah Defensive Leaders—Tackles:** Hansen 8, Fogal 7, Barton 7.
- Sacks:** Hansen 1.0-5, Mokofisi 1.0-2. **TFL:** Hansen 2.0-12, Mokofisi 1.0-2.
- Interceptions:** Hansen 1-24.

GAME 8 - October 22

Utah (#19)	52	<i>Pasadena, Calif.</i>
UCLA	45	<i>Rose Bowl (66,243)</i>

PASADENA, Calif.—Joe Williams ran wild in Utah's 52-45 win against UCLA in the Rose Bowl, rushing for a school-record 332 yards and tying the school mark with four touchdowns. Williams' 332 yards was the second-best rushing game in the NCAA FBS in 2016 and the fourth-best in Pac-12 history. Cory Butler-Byrd, who returned the game's first kickoff 99 yards for a touchdown, finished with 251 all-purpose yards. The Utes jumped to a 14-0 lead only to see UCLA score 21 unanswered points to finish the first quarter. Utah snatched the lead back for good in the third quarter on a 46-yard field goal by Andy Phillips, who also made two 45-yard kicks. Brian Allen and Jordan Fogal had two interceptions apiece and Chase Hansen forced and recovered a fumble.

SCORING BY QUARTERS	1	2	3	4	FINAL
Utah	14	13	18	7	52
UCLA	21	0	14	10	45

SCORING SUMMARY

- UU - Butler-Byrd 99 kickoff return (Phillips kick), 14:48, 1st
- UU - J. Williams 3 run (Phillips kick), 11:38, 1st
- UCLA - Olorunfunmi 11 pass from Fafaul (Strauch kick), 9:48, 1st
- UCLA - Iese 13 pass from Fafaul (Strauch kick), 6:08, 1st
- UCLA - Olorunfunmi 7 run (Strauch kick), 4:39, 1st
- UU - Phillips 45 field goal, 13:56, 2nd
- UU - J. Williams 43 run (Phillips kick), 6:55, 2nd
- UU - Phillips 45 field goal, 00:00, 2nd
- UCLA - Iese 50 pass from Fafaul (Strauch), 13:30, 3rd
- UU - T. Williams 2 run (Simpkins pass from T. Williams), 9:18, 3rd
- UCLA - Lasley 75 pass from Fafaul (Strauch kick), 9:01, 3rd
- UU - Phillips 46 field goal, 1:39, 3rd
- UU - J. Williams 64 run (Phillips kick), 00:49, 3rd
- UCLA - Strauch 39 field goal, 13:44, 4th
- UU - J. Williams 55 run (Phillips kick), 10:28, 4th
- UCLA - Roberts 13 pass from Fafaul (Strauch kick), 4:38, 4th

TEAM STATISTICS	UU	UCLA
First Downs	20	29
Net Rushing	49-360	16-46
Passing	12-24-1	40-71-4
Passing Yards	179	464
Total Offense	73-539	87-510
Fumbles-Lost	3-1	1-1
Penalties	9-103	3-35
Interceptions-Yds	4-0	1-9
Punting	7-303	5-214
Punt Returns	3-26	3-43
Kickoff Returns	5-175-1	4-104
Time of Possession	36:11	23:49
Third Down Conversions	3-15	6-15
Fourth Down Conversions	0-0	1-3
Sacks By	2-11	5-17

INDIVIDUAL LEADERS

- Rushing (Att-Yds-TD)—Utah:** J. Williams 29-332-4, T. Williams 12-13-1.
- UCLA:** Olorunfunmi 9-24-1, Fafaul 6-23-0.
- Passing (Comp-Att-I-Yds-TD)—Utah:** T. Williams 12-24-1-179-0.
- UCLA:** Fafaul 40-70-4-464-5.
- Receiving (No-Yds-TD)—Utah:** Butler-Byrd 5-67-0, S. Wilson 4-71-0, Moeai 1-21-0.
- UCLA:** Iese 8-146-2, Lasley 7-117-1, Olorunfunmi 5-22-1.
- Kickoff Returns—Utah:** Butler-Byrd 5-175-1. **UCLA:** Adams 4-104.
- Punt Returns—Utah:** Hobbs 3-26. **UCLA:** Pickett 1-35, Adams 2-8.
- Utah Defensive Leaders—Tackles:** Barton 7, Luafatasaga 7. **Sacks:** Mokofisi 1.0-6, Dimick 1.0-5. **TFL:** Dimick 2.5-9, Barton 2.5-3, Mokofisi 1.0-6, Thomas 1.0-2, Fogal 1.0-1. **Interceptions:** Allen 2, Fogal 2.

2016 GAME SUMMARIES

GAME 9 - October 29

Washington (#4) **31** *Salt Lake City*
Utah (#17) **24** *Rice-Eccles Stadium (47,801)*

SALT LAKE CITY— The No. 17 Utes took No. 4 and unbeaten Washington to the wire in a 31-24 loss before the second-largest crowd in Utah history (47,801). Trailing the Huskies 14-0, Utah scored 17 unanswered points to go up 17-14. Washington went on a 10-0 run to take a 24-17 fourth-quarter lead only to see the Utes knot the score at 24-24 on a 24-yard pass play from Troy Williams to Evan Moeai. Washington's go-ahead score came on a 58-yard punt return with 3:25 remaining. Utah advanced to the UW 26-yard line on its final drive, but turned the ball over on downs. Joe Williams rushed for 172 yards and a touchdown and Chase Hansen had a team-high nine tackles (0.5 TFL) and an interception.

SCORING BY QUARTERS	1	2	3	4	FINAL
Washington	7	7	7	10	31
Utah	0	10	7	7	24

SCORING SUMMARY

UW - Gaskin 10 run (Van Winkle kick), 1:05, 1st
 UW - Ross 16 pass from Browning (Van Winkle kick), 11:26, 2nd
 UU - J. Williams 2 run (Phillips kick), 4:52, 2nd
 UU - Phillips 29 field goal, 00:00, 2nd
 UU - S. Wilson 6 pass from T. Williams (Phillips kick), 8:17, 3rd
 UW - Ross 5 pass from Browning (Van Winkle kick), 5:36, 3rd
 UW - Van Winkle 41 field goal, 12:56, 4th
 UU - Moeai 24 pass from T. Williams (Phillips kick), 9:07, 4th
 UW - Pettis 58 punt return (Van Winkle kick), 3:25, 4th

TEAM STATISTICS

	UW	UU
First Downs	22	25
Net Rushing	36-199	47-213
Passing	12-20-1	14-33-0
Passing Yards	186	163
Total Offense	56-385	80-376
Fumbles-Lost	1-0	1-0
Penalties	4-21	10-65
Interceptions-Yds	0-0	1-30
Punting	4-171	6-322
Punt Returns	4-60-1	1-0-0
Kickoff Returns	1-5	2-42
Time of Possession	26:27	33:33
Third Down Conversions	4-11	6-15
Fourth Down Conversions	0-0	0-1
Sacks By	1-8	2-5

INDIVIDUAL LEADERS

Rushing (Att-Yds-TD)—Utah: J. Williams 35-172-1, T. Williams 9-30-0.
UW: Gaskin 19-151-1, Coleman 8-60-0.
Passing (Comp-Att-I-Yds-TD)—Utah: T. Williams 14-31-0-163-2.
UW: Browning 12-20-1-186-2.
Receiving (No-Yds-TD)—Utah: Patrick 5-72-0, Moeai 4-61-1, S. Wilson 2-14-1, Simpkins 2-12-0.
UW: Ross 4-48-2, Daniels 2-57-0, Sample 2-27-0.
Kickoff Returns—Utah: Fulks 2-42. **UW:** Joyner 1-5.
Punt Returns—Utah: Hobbs 1-0. **UW:** Pettis 4-60.
Utah Defensive Leaders—Tackles: Hansen 9, Fogal 7. **Sacks:** Dimick 1.0-3, Taumoepenu 1.0-2. **TFL:** Dimick 1.5-4, Lotulelei 1.0-2, Taumoepenu 1.0-2, Luafatasaga 1.0-2, Allen 1.0-1, Tasinia 1.0-1, Hansen 0.5-1.
Interceptions: Hansen 1.

GAME 10 - November 10

Utah (#13) **49** *Tempe, Ariz.*
Arizona State **26** *Sun Devil Stadium (48,220)*

TEMPE, Ariz.—Hunter Dimick tied the Pac-12 record for sacks in a game with five and the Utes overcame a 13-0 first-quarter deficit to beat Arizona State 49-26 for its first win in Tempe since 1976. Dimick also set a school record with 6.5 tackles for loss in the game and Utah's 22 total TFL set a school record and was one off the NCAA record. Troy Williams passed for a career-high 296 yards and four touchdowns and Raelon Singleton had a career-high 116 receiving yards and three TDs. Joe Williams rushed for 181 yards and two touchdowns, including an 82-yard TD sprint that was the fourth-longest run from scrimmage in school history. Chase Hansen returned an interception for a touchdown and Marcus Williams also intercepted a pass. Pita Taumoepenu had three sacks and four TFL.

SCORING BY QUARTERS	1	2	3	4	FINAL
Utah	0	21	7	21	49
Arizona State	13	7	6	0	26

SCORING SUMMARY

ASU - Gonzalez 24 field goal, 7:18, 1st
 ASU - Ballage 2 run (Gonzalez kick), 4:09, 1st
 ASU - Gonzalez 36 field goal, 00:40, 1st
 UU - Singleton 64 pass from T. Williams (Phillips kick), 13:43, 2nd
 UU - S. Wilson 27 pass from T. Williams (Phillips kick), 10:13, 2nd
 ASU - Harry 31 run (Gonzalez kick), 3:36, 2nd
 UU - Singleton 17 pass from T. Williams (Phillips kick), 00:22, 2nd
 UU - J. Williams 82 run (Phillips kick), 9:41, 3rd
 ASU - White 12 pass from Wilkins (Wilkins pass failed), 2:02, 3rd
 UU - Singleton 24 pass from T. Williams (Phillips kick), 11:48, 4th
 UU - Hansen 34 interception return (Phillips kick), 5:46, 4th
 UU - J. Williams 40 run (Phillips kick), 3:09, 4th

TEAM STATISTICS

	UU	ASU
First Downs	22	18
Net Rushing	22-201	47-41
Passing	21-37-0	20-32-2
Passing Yards	296	355
Total Offense	59-497	79-396
Fumbles-Lost	2-2	1-0
Penalties	7-60	8-75
Interceptions-Yds	2-49-1	0-0
Punting	4-193	7-275
Punt Returns	1-3	0-0
Kickoff Returns	1-18	5-110
Time of Possession	23:54	36:06
Third Down Conversions	5-10	7-18
Fourth Down Conversions	0-1	1-1
Sacks By	11-80	1-4

INDIVIDUAL LEADERS

Rushing (Att-Yds-TD)—Utah: J. Williams 15-181-2, T. Williams 4-12-0, Moss 1-11-0.
ASU: Ballage 15-46-1, Harry 1-31-1, Ralston 5-15-0.
Passing (Comp-Att-I-Yds-TD)—Utah: T. Williams 21-37-0-296-4.
ASU: Wilkins 19-31-2-309-1, Harry 1-1-0-46-0.
Receiving (No-Yds-TD)—Utah: Singleton 4-116-3, Butler-Byrd 7-72-0, Patrick 3-47-0, S. Wilson 3-35-1.
ASU: Harry 8-114-0, Ballage 7-118-0, Gammage 2-68-0, White 2-50-1.
Kickoff Returns—Utah: Fulks 1-18. **ASU:** Ballage 4-80, Hayes 1-30.
Punt Returns—Utah: Hobbs 1-3. **ASU:** None.
Utah Defensive Leaders—Tackles: M. Williams 9, Dimick 9. **Sacks:** Dimick 5.0-37, Taumoepenu 3.0-28, Anae 1.0-4, Lotulelei 1.0-4. **TFL:** Dimick 6.5-43, Taumoepenu 4.0-33, Barton 3.0-7, Lotulelei 2.0-5, Hansen 1.5-1.
Interceptions: M. Williams 1-15, Hansen 1-34-1.

2016 GAME SUMMARIES

GAME 11 - November 19

Oregon	30	<i>Salt Lake City</i>
Utah (#11)	28	<i>Rice-Eccles Stadium (46,327)</i>

SALT LAKE CITY—An overturned call in the end zone with two seconds remaining allowed Oregon to slip past No. 11 Utah, 30-28. Utah took a 28-24 lead with 2:18 remaining on a 30-yard touchdown pass from Troy Williams to Evan Moeai. The celebration proved short lived when Oregon scored the go-ahead touchdown on a pass play that was initially ruled out of bounds. Joe Williams rushed for 149 yards—crossing over 1,000 yards on the season—and Hunter Dimick’s two sacks gave him the school career sack record (29). Cody Barton led Utah with a career-high 20 tackles.

SCORING BY QUARTERS	1	2	3	4	FINAL
Oregon	3	0	7	20	30
Utah	7	0	7	14	28

SCORING SUMMARY

UU - Butler-Byrd 24 run (Phillips kick), 10:51, 1st
 ORE - Schneider 47 field goal, 5:26, 1st
 UU - J. Williams 12 run (Phillips kick), 8:12, 3rd
 ORE - Brown 29 pass from Herbert (Schneider kick), 00:27, 3rd
 ORE - Freeman 1 pass from Herbert (Schneider kick), 10:37, 4th
 UU - Hansen 0 fumble recovery (Phillips kick), 9:43, 4th
 ORE - Herbert 1 run (Schneider kick), 6:41, 4th
 UU - Moeai 30 pass from T. Williams (Phillips kick), 2:18, 4th
 ORE - Carrington 17 pass from Herbert (Team rush failed), 00:02, 4th

TEAM STATISTICS	ORE	UU
First Downs	27	24
Net Rushing	43-251	37-218
Passing	30-43-0	20-30-0
Passing Yards	324	235
Total Offense	86-575	67-453
Fumbles-Lost	2-1	1-1
Penalties	5-37	3-30
Interceptions-Yds	0-0	0-0
Punting	5-205	6-284
Punt Returns	4-18	1-0
Kickoff Returns	1-16	1-11
Time of Possession	30:17	29:43
Third Down Conversions	9-18	5-12
Fourth Down Conversions	1-2	0-1
Sacks By	2-11	3-17

INDIVIDUAL LEADERS

Rushing (Att-Yds-TD)—Utah: J. Williams 23-149-1, T. Williams 10-40-0, Butler-Byrd 1-24-1. **ORE:** Freeman 20-129-0, Brooks-James 9-78-0, Herbert 13-44-1.
Passing (Comp-Att-I-Yds-TD)—Utah: T. Williams 20-30-0-235-1.
ORE: Herbert 30-43-0-324-3.
Receiving (No-Yds-TD)—Utah: Patrick 6-58-0, Handley 3-48-0, J. Williams 3-37-0, Singleton 2-25-0, Moeai 1-30-1.
ORE: Freeman 8-36-1, Brown 5-89-1, Mundt 5-72-0, Carrington 5-37-1, Baylis 3-52-0.
Kickoff Returns—Utah: Butler-Byrd 1-11. **ORE:** Nelson 1-16.
Punt Returns—Utah: Hobbs 1-0. **ORE:** Mitchell 4-18.
Utah Defensive Leaders—Tackles: Barton 20, M. Williams 12, Hansen 9.
Sacks: Dimick 2.0-7, Lotulelei 1.0-10. **TFL:** Lotulelei 2.0-11, Dimick 2.0-7, Thomas 1.5-4, Mokofisi 1.0-1, D. Thompson 1.0-1. **Interceptions:** None.

GAME 12 - November 26

Utah (#21)	22	<i>Boulder, Colo.</i>
Colorado (#9)	27	<i>Folsom Field (52,301)</i>

BOULDER, Colo.—Red zone failures and dropped balls derailed No. 21 Utah in a 27-22 loss to No. 9 Colorado. While exceptional play by Utah’s special teams and defense kept the game close, the offense sputtered on five trips inside the red zone, producing just one touchdown, three short field goals and a turnover on the Buff 2-yard line. Utah’s touchdowns came on a first-quarter 55-yard punt return by Boobie Hobbs and a touchdown reception by Demari Simpkins with 1:34 remaining in the game. The Utes had a chance to tie the score on the first play of the fourth quarter when Kyle Fulks returned a kickoff 93 yards to the Colorado 3-yard line, but instead were forced to settle for a field goal. Joe Williams rushed for 97 yards, while the defensive leaders were Chase Hansen (13 tackles, 1 TFL, 1 forced fumble), Kavika Luafatasaga (10 tackles, 2 TFL 1 forced fumble) and Hunter Dimick (3 pass breakups, 1 TFL and a half sack).

SCORING BY QUARTERS	1	2	3	4	FINAL
Utah	7	0	6	9	22
Colorado	7	6	7	7	27

SCORING SUMMARY

UU - Hobbs 55 punt return (Phillips kick), 9:17, 1st
 CU - Liufau 2 run (Price kick), 00:00, 1st
 CU - Graham 25 field goal, 9:20, 2nd
 CU - Graham 19 field goal, 5:21, 2nd
 UU - Phillips 22 field goal, 11:54, 3rd
 UU - Phillips 22 field goal, 2:58, 3rd
 CU - Fields 6 pass from Liufau (Price kick), 0:00, 3rd
 UU - Phillips 23 field goal, 13:53, 4th
 CU - Olugbode 10 fumble recovery, 10:56, 4th
 UU - Simpkins 7 pass from T. Williams (T. Williams pass failed), 1:34, 4th

TEAM STATISTICS	UU	CU
First Downs	15	18
Net Rushing	41-179	38-108
Passing	13-40-2	23-44-0
Passing Yards	160	270
Total Offense	81-339	82-378
Fumbles-Lost	2-2	2-2
Penalties	3-36	0-0
Interceptions-Yds	0-0	2-51
Punting	6-254	9-381
Punt Returns	5-72-1	2-1-0
Kickoff Returns	3-130-0	2-38-0
Time of Possession	30:15	29:45
Third Down Conversions	6-21	9-22
Fourth Down Conversions	2-4	0-0
Sacks By	2-14	3-13

INDIVIDUAL LEADERS

Rushing (Att-Yds-TD)—Utah: J. Williams 26-97-0, Butler-Byrd 2-46-0, T. Williams 11-19-0. **CU:** Liufau 21-59-1, Lindsay 12-55-0.
Passing (Comp-Att-I-Yds-TD)—Utah: T. Williams 13-40-2-160-1.
CU: Liufau 23-44-0-270-1.
Receiving (No-Yds-TD)—Utah: Patrick 5-78-0, Butler-Byrd 2-23-0, Moeai 2-20-0, Simpkins 2-15-1, Handley 1-18-0.
CU: Ross 9-94-0, Fields 7-78-1, MacIntyre 2-46-0, Ento 2-38-0.
Kickoff Returns—Utah: Fulks 2-115, Shah 1-15. **CU:** Julmisse 2-38.
Punt Returns—Utah: Hobbs 4-73. **CU:** Oliver 2-1.
Utah Defensive Leaders—Tackles: Hansen 13, Luafatasaga 10, M. Williams 6.
Sacks: Anae 1.0-10, Dimick 0.5-2, Lotulelei 0.5-2. **TFL:** Luafatasaga 2.0-6, Anae 1.0-10, Taumoepeua 1.0-5, Dimick 1.0-2, Hansen 1.0-1. **Interceptions:** None.

2016 GAME SUMMARIES

GAME 13 - December 28

Indiana 24 | Santa Clara, Calif.
Utah (#23) 26 | Levi's Stadium (27,608)

SANTA CLARA, Calif.—Foster Farms Bowl MVP Joe Williams ran for 222 yards and a touchdown and Andy Phillips kicked a 27-yard field goal with 1:24 to play to lead Utah past Indiana, 26-24. After Indiana took a 24-23 lead with 10:10 on the clock, Williams put the team on his back—rushing four times for 64 yards to set up Phillips’ game-winning kick. Phillips, who was 4-of-4 in field goals, scored all of Utah’s second-half points with makes of 48, 41 and 27 yards. Utah forced three IU turnovers, including an interception by Marcus Williams. Kavika Luafatasaga had a career-high 12 tackles (2 TFL) and had a pass breakup on the final play of the game.

SCORING BY QUARTERS	1	2	3	4	FINAL
Indiana	7	10	0	7	24
Utah	10	7	6	3	26

SCORING SUMMARY

IND - Paige 7 pass from Lagow (Oakes kick), 14:08, 1st
 UU - Phillips 30 field goal, 9:30, 1st
 UU - J. Williams 16 run (Phillips kick), 8:41, 1st
 UU - Huntley 1 run (Phillips kick), 9:14, 2nd
 IND - Oakes 24 field goal, 4:33, 2nd
 IND - Westbrook 36 pass from Diamont (Oakes kick), 1:38, 2nd
 UU - Phillips 48 field goal, 5:40, 3rd
 UU - Phillips 41 field goal, 00:30, 3rd
 IND - Redding 3 run (Oakes kick), 10:10, 4th
 UU - Phillips 27 field goal, 1:24, 4th

TEAM STATISTICS

	IND	UU
First Downs	22	21
Net Rushing	37-117	52-256
Passing	15-40-1	12-24-1
Passing Yards	224	214
Total Offense	77-341	76-470
Fumbles-Lost	2-2	4-3
Penalties	4-24	9-86
Interceptions-Yds	1-0	1-0
Punting	6-255	4-174
Punt Returns	2-12	5-35
Kickoff Returns	6-129	2-19
Time of Possession	24:37	35:23
Third Down Conversions	6-15	7-16
Fourth Down Conversions	1-1	1-1
Sacks By	5-30	3-23

INDIVIDUAL LEADERS

Rushing (Att-Yds-TD)—Utah: J. Williams 26-222-1, Huntley 8-23-1, Moss 6-19-0.
IND: Redding 17-72-1, Brookins 12-53-0.
Passing (Comp-Att-I-Yds-TD)—Utah: T. Williams 11-23-1-178-0, Huntley 1-1-0-36-0.
IND: Lagow 14-39-1-188-1, Diamont 1-1-0-36-1.
Receiving (No-Yds-TD)—Utah: Simpkins 4-58-0, Patrick 2-27-0, J. Williams 1-56-0, Fulks 1-36-0, S. Wilson 1-14-0.
IND: Westbrook 5-80-1, Paige 4-42-1, Jones 3-65-0.
Kickoff Returns—Utah: Fulks 2-19. **IND:** D. Williams 5-110, Brookins 1-19.
Punt Returns—Utah: Hobbs 5-35. **IND:** Paige 2-12.
Utah Defensive Leaders—Tackles: Luafatasaga 12, Tauteoli 10.
Sacks: Taumoepenu 2.0-14, Mokofisi 1.0-9.
TFL: Taumoepenu 2.0-14, Luafatasaga 2.0-10, Mokofisi 1.0-9.
Interceptions: M. Williams 1.



Joe Williams was named the Foster Farms Bowl MVP after rushing for 222 yards and a touchdown.



Kavika Luafatasaga had a career-high 12 tackles, including two tackles for loss, in the Utes’ Foster Farms Bowl win over Indiana.



Utah captured its second BCS bowl victory over Alabama in the 2009 Sugar Bowl.

BOWL HISTORY


BOWL GAME SUMMARIES

UTAH BOWL RECORD (16-4)

1939[^] Sun Bowl Utah 26 New Mexico 0	2006 Armed Forces Bowl Utah 25 Tulsa 13
1964 Liberty Bowl Utah 32 West Virginia 6	2007 Poinsettia Bowl Utah 35 Navy 32
1992 Copper Bowl Washington State 31 Utah 28	2009% Sugar Bowl Utah 31 Alabama 17
1993 Freedom Bowl USC 28 Utah 21	2009 Poinsettia Bowl Utah 37 California 27
1994 Freedom Bowl Utah 16 Arizona 13	2010 Las Vegas Bowl Boise State 26 Utah 3
1996 Copper Bowl Wisconsin 38 Utah 10	2011 Sun Bowl Utah 30 Georgia Tech 27 (OT)
1999 Las Vegas Bowl Utah 17 Fresno State 16	2014 Las Vegas Bowl Utah 45 Colorado State 10
2001 Las Vegas Bowl Utah 10 USC 6	2015 Las Vegas Bowl Utah 35 BYU 28
2003 Liberty Bowl Utah 17 Southern Miss 0	2016 Foster Farms Bowl Utah 26 Indiana 24
2005# Fiesta Bowl Utah 35 Pittsburgh 7	<i>Legend</i> [^] 1938 season; # 2004 season; % 2008 season (bowl games were played in January).
2005 Emerald Bowl Utah 38 Georgia Tech 10	



Heisman Trophy finalist Alex Smith threw for 328 yards and four touchdowns and led all rushers with 68 yards as Utah rolled over Pittsburgh in the 2005 Fiesta Bowl.



Mike Anderson had the second-biggest rushing total in school history with 254 yards against Fresno State in the 1999 Las Vegas Bowl.

BOWL GAME SUMMARIES

1939 SUN BOWL

Utah **26** **Inside The Game**
New Mexico **0** *Utah finished the 1938 season with a 1939 bowl victory over New Mexico.*
El Paso, Texas - Jan. 2, 1939

EL PASO—Predicted as the most even match-up of the 1938 bowl season, Utah blasted the forecasters and New Mexico, 26-0, on Jan. 2. Utah, the old Big Seven champion, struck early. Tom Pace capped a 58-yard drive with a 15-yard touchdown run off a lateral from Ray Davis midway through the first quarter. With a minute remaining in the period, Ray Peterson intercepted a Lobo pass on the Ute 40-yard line and returned it for a second score. Peterson crossed the goal line again in the second quarter, on a fourth-down, 1-yard plunge.

New Mexico's highly-touted aerial attack never advanced past Utah's 40-yard line. As for the Utes, halfback Clarence Gehrke finished their scoring with a 10-yard dash. New Mexico, co-champion of the old Border League, gained just 153 yards of total offense to Utah's 384.

SCORING BY QUARTERS	1	2	3	4	FINAL
Utah	14	6	0	6	26
New Mexico	0	0	0	0	0

SCORING SUMMARY

- UU - Pace 15 run (McGarry kick)
- UU - Peterson 60 interception return (McGarry kick)
- UU - Peterson 1 run (kick failed)
- UU - Gehrke 10 run (kick failed)

TEAM STATISTICS

	UU	NM
First Downs	16	12
Net Rushing	366	153
Passing	1-4-1	4-11-4
Passing Yards	18	59
Total Offense	384	212
Fumbles	1-1	3-1
Penalties	9-55	5-35
Punting	8-30.5	9-40.8

1964 LIBERTY BOWL

Utah **32** **Inside The Game**
West Virginia **6** *Utah beats West Virginia in the first indoor major bowl game.*
Atlantic City, N.J. - Dec. 19, 1964

ATLANTIC CITY—Utah never trailed in its 32-6 victory over West Virginia in the 1964 Liberty Bowl—the first indoor major bowl game ever held. A national television audience and 6,059 fans in the Convention Center watched Utah score first on a 29-yard field goal by All-American Roy Jefferson. Jefferson, who also booted a 32-yard field goal, left the game in the first half after separating his shoulder.

But Utah had plenty of firepower left. Halfback Ron Coleman sprinted 53 yards for a touchdown on a day which saw him lead all rushers with 154 rushing yards. Andy Ireland added another long TD dash for the Utes—his went for 47 yards—while quarterback Pokey Allen contributed an 11-yard touchdown run.

The Ute offense, featuring a two-quarterback attack, closed its scoring with a 33-yard touchdown strike from Richard Groth to Bill Morley. In all, the Utes totaled 466 yards of offense.

The Utah defense also did its job, holding the Mountaineers scoreless until the waning minutes of the third quarter. West Virginia's Allen McCune hooked up with receiver Rich Juriga with 5:30 to play for the Mountaineers' sole touchdown. Utah's backfield intercepted four McCune passes.

The Liberty Bowl win capped a 9-2 season for coach Ray Nagel and the Utes. It would stand as the most wins ever by a Ute team for 30 years.

SCORING BY QUARTERS	1	2	3	4	FINAL
Utah	3	16	6	7	32
West Virginia	0	0	6	0	6

SCORING SUMMARY

- UU - Jefferson 29 field goal
- UU - Allen 11 run (Jefferson kick)
- UU - Jefferson 32 field goal
- UU - Coleman 53 run (pass failed)
- UU - Ireland 47 run (run failed)
- WV - Clegg 6 pass from McCune (pass failed)
- UU - Morley 33 pass from Groth (Pullman kick)

TEAM STATISTICS

	UU	WV
First Downs	25	12
Rushing Yardage	323	105
Passing	143	123
Passes	11-23	13-28
Intercepted by	4	0
Punts	1-43	4-25
Fumbles lost	3	1
Yards penalized	61	29

INFORMATION

HERE'S UTAH

2017 OUTLOOK

PLAYER BIOS

COACHES & STAFF

SERIES HISTORY

2016 IN REVIEW


BOWL HISTORY

RECORD BOOK

BOWL GAME SUMMARIES



In the first indoor major bowl game, Utah capped off a nine-win season with a 32-6 victory over West Virginia in the 1964 Liberty Bowl in Atlantic City, N.J.



Keith Williams rushed for 112 yards as Utah made its first postseason appearance in 28 years in the 1992 Copper Bowl.

1992 COPPER BOWL

Utah	28	Inside The Game
Washington State	31	<i>Ute rally falls just short against Washington State in first bowl appearance since 1964.</i>
<i>Tucson, Ariz. - Dec. 29, 1992</i>		

TUCSON—In the early going, Utah played the part of a team that hadn't gone "bowling" for 28 years. But the Utes made up for lost time quickly and nearly upset favored Washington State in one of the most exciting games of the bowl season. After jumping to a 21-0 first-quarter lead, WSU barely held on for a 31-28 win in the Weiser Lock Copper Bowl.

The Utes, who seemingly gave the game away in the first quarter, became acclimated to postseason play in the second and third stanzas, roaring back to tie the score at 28-28. Defense ruled in the fourth quarter and a WSU field goal proved the game winner.

Frank Dolce hit Sean Williams for Utah's first score, a 10-yard pass play. Six minutes later, Keith Williams scampered into pay dirt from 25 yards out to narrow the gap to 21-14. After a 48-yard touchdown pass by Washington State's Drew Bledsoe, Dolce countered with a 49-yard strike to Henry Lusk, who plucked the ball from a defender's hands in a leaping end zone catch.

An 8-yard TD run by Pierre Jones narrowed the gap to 28-26, and a successful two-point conversion from Dolce to Scott Murry tied things up, but only for 20 seconds. Washington State responded with a 22-yard field goal to go ahead 31-28. Utah's Chris Yergensen's 20-yard field goal attempt with 3:19 remaining in the game was wide left and the Utes came up short.

SCORING BY QUARTERS	1	2	3	4	FINAL
Utah	0	14	14	0	28
Washington State	21	7	0	3	31

SCORING SUMMARY

- WS - Wright-Fair 3 run (Price kick) 13:25, 1st
- WS - Bobo 87 pass from Bledsoe (Price kick) 10:32, 1st
- WS - Wright-Fair 3 run (Price kick) 1:20, 1st
- UU - S. Williams 10 pass from Dolce (Yergensen kick) 9:35, 2nd
- UU - K. Williams 25 rush (Yergensen kick) 2:51, 2nd
- WS - Bobo 48 pass from Bledsoe (Price kick) 0:31, 2nd
- UU - Lusk 49 pass from Dolce (Yergensen kick) 8:49, 3rd
- UU - Jones 8 rush (pass good, Murry) 5:25, 3rd
- WS - Price 22 FG, 5:08, 4th

TEAM STATISTICS

	UU	WSU
First Downs	20	28
Net Rushing	39-179	41-144
Passing	40-21-0	48-32-1
Passing Yards	316	492
Total Offense	79-495	89-636
Fumbles	3-1	4-2
Penalties	7-55	18-136
Interceptions	1-9	0-0
Punting	6-43.0	6-36.5
Return Yards	90	60
Time of Possession	30:08	29:52
Sacks By	2-11	1-8

INDIVIDUAL LEADERS

- Rushing (Att-Yds-TD)—Utah:** K. Williams 13-112-1, Jones 11-43-1. **WSU:** Wright-Fair 27-123-2.
- Passing (Att-Comp-I-Yds-TD)—Utah:** Dolce 40-21-0-316-2. **WSU:** Bledsoe 46-30-1-476-2, Pattison 2-2-0-16-0.
- Receiving (Rec-Yds-TD)—Utah:** S. Williams 7-127-1, Hooks 5-75-0. **WSU:** Bobo 7-212-2, Davis 8-134-0, Pointer 5-73-0.
- Kickoff Returns—Utah:** Lusk 1-25, Jones 2-23. **WSU:** Hunter 3-55.
- Punt Returns—Utah:** S. Williams 3-17. **WSU:** Hunter 2-(-2).
- Utah Defensive Leaders—Tackles:** Swanson 9, Leary 9, Tonga 8. **Sacks:** Lambert 1-6, Christensen 1-5.

INFORMATION

HERE'S UTAH

2017 OUTLOOK

PLAYER BIOS

COACHES & STAFF

SERIES HISTORY

2016 IN REVIEW

BOWL HISTORY

RECORD BOOK

BOWL GAME SUMMARIES

1993 FREEDOM BOWL

Utah	21	Inside The Game <i>Utes dominate the second half but run out of time against the Southern California Trojans.</i>
USC	28	
<i>Anaheim, Calif. - Dec. 30, 1993</i>		

ANAHEIM—On paper, the Freedom Bowl match-up looked mismatched—the tri-champion of the Pacific-10 Conference (Southern California) against the Western Athletic Conference’s fourth-place finisher (Utah). On the field, the pairing looked even worse, at least for two quarters.

Then Utah came alive. When USC jumped to a 28-0 halftime lead, Utah appeared headed for a lopsided loss. Offense? The Utes managed just 101 yards of total offense and failed to cross midfield in the first half. Defense? The Utes gave up 296 yards and four touchdowns. Over? No way.

Led by eventual Freedom Bowl Offensive MVP Henry Lusk, the Utes charged back to within a touchdown of the Trojans, with the ball and a chance to win at the end. Lusk caught six second-half passes for 140 yards and a 59-yard touchdown to help the Utes climb within seven (28-21). In the meantime, Utah’s defense slammed the door on USC’s vaunted offense, holding the Trojans scoreless in the second half. Junior defensive end Luther Elliss had a huge game for the Utes, with five tackles for lost yardage, two sacks (12 yards) and two pass breakups. Former Trojan Adam Swaney had a career day as a Ute, with four tackles for loss and three sacks (16 yards).

Quarterback Mike McCoy’s Hail Mary pass with 0:08 was picked off as time ran out, averting Utah’s upset bid.

SCORING BY QUARTERS	1	2	3	4	FINAL
Utah	0	0	13	8	21
USC	20	8	0	0	28

SCORING SUMMARY


- SC - Morton 31 pass from Johnson (Ford kick) 12:23, 1st
- SC - Morton 9 pass from Johnson (Ford kick) 8:45, 1st
- SC - Dotson 2 run (kick failed) 4:10, 1st
- SC - McWilliams 5 pass from Johnson (pass good) 13:34, 2nd
- UU - Henry Lusk 59 pass from McCoy (Yergensen kick) 11:08, 3rd
- UU - Anderson 34 run (kick failed) 4:28, 3rd
- UU - Williams 1 run (pass good to Anderson) 3:26, 4th

TEAM STATISTICS


	UU	USC
First Downs	17	20
Net Rushing	64	91
Passing	40-23-3	44-30-1
Passing Yards	286	345
Total Offense	350	436
Fumbles	2-0	2-1
Penalties	5-51	10-96
Interceptions	1-22	3-0
Punting	8-34.1	6-36.7
Punt Returns	3-28	1-31
Kickoff Returns	1-20	3-68
Time of Possession	27:45	32:14
Third Down Conversions	4-14	9-19
Sacks By	5-28	5-37

INDIVIDUAL LEADERS

- Rushing (Att-Yds-TD)—Utah:** Anderson 16-67-1, Williams 1-1-1, Jones 1-9-0.
- USC:** Walters 19-70-0, Strother 9-50-0, Dotson 3-7-1.
- Passing (Att-Comp-1-Yds-TD)—Utah:** McCoy 40-23-3-286-1.
- USC:** Johnson 44-30-1-345-3.
- Receiving (Rec-Yds-TD)—Utah:** Henry Lusk 6-140-1, Anderson 7-61-0, Claiborne 3-42-0, Rowley 2-18-0.
- USC:** Morton 10-147-2, Strother 6-63-0, Grave 4-48-0, McWilliams 2-17-1.
- Kickoff Returns—Utah:** Jones 1-20. **USC:** Grace 2-45, Dotson 1-23.
- Punt Returns—Utah:** Henry Lusk 3-28. **USC:** Grace 1-31.
- Utah Defensive Leaders—Tackles:** Boyd 10, Rexford 10, Elliss 9.
- Sacks:** Elliss 2-12, Swaney 16. **Interceptions:** Rexford 1-22.



Jamal Anderson had 128 yards combined rushing and receiving, as well as a touchdown and a two-point conversion, in the 1993 Freedom Bowl.



In the 1994 Freedom Bowl, No. 14 Utah defeated No. 15 Arizona 16-13. Cal Beck returned an Arizona kickoff 72 yards to the Wildcat 5-yard line with 4:00 remaining, setting up the winning touchdown.

INFORMATION

HERE'S UTAH

2017 OUTLOOK

PLAYER BIOS

COACHES & STAFF

SERIES HISTORY

2016 IN REVIEW

BOWL HISTORY

RECORD BOOK

BOWL GAME SUMMARIES

1994 FREEDOM BOWL

Utah	16	Inside The Game
Arizona	13	<i>TD pass on fourth down gives Utah the win over Arizona in a matchup between ranked teams.</i>
<i>Anaheim, Calif. - Dec. 27, 1994</i>		

ANAHEIM—In a remarkable ratio of points to yards, Utah won the Freedom Bowl over Arizona, 16-13, despite accumulating just 75 net yards against Arizona's famed Desert Swarm defense. Utah, which managed just five first downs and six rushing yards all night, seemed doomed to its second straight Freedom Bowl defeat when quarterback Mike McCoy found himself in the grasp of a Wildcat defender on fourth-and-goal. But McCoy made a desperation heave on his way to the ground and freshman Kevin Dyson streaked through a crowd of Wildcats to make a game-winning catch with 3:34 left.

Ironically, the hero's mantle and the game MVP award went to neither of the above. Freshman Cal Beck took an Arizona kickoff and sprinted 72 yards to the Ute 5-yard-line with 4:00 remaining. McCoy and Dyson punched it in from there.

Equal credit should go to the U. defense, which limited Arizona to two field goals and a touchdown, for the first Utah bowl win in 20 years. The Wildcats gained only 184 total yards against the Luther Elliss-led Ute defense and converted on just 3-of-13 third down attempts. They failed to score in the second and third quarters, and their sole TD came on a deflected pass in the first quarter.

SCORING BY QUARTERS	1	2	3	4	FINAL
Utah	0	7	0	9	16
Arizona	7	0	0	6	13

SCORING SUMMARY

UA - Carter 23 pass from White (McLaughlin kick) 1:57, 1st
 UU - Brown 6 run (Pulsipher kick) 10:03, 2nd
 UA - McLaughlin 44 FG, 12:39, 4th
 UA - McLaughlin 20 FG, 8:05, 4th
 UU - Safety (Peyton steps out of end zone) 4:11, 4th
 UU - Dyson 5 pass from McCoy (Pulsipher kick) 3:34, 4th

TEAM STATISTICS

	UU	UA
First Downs	5	14
Net Rushing	32-6	37-45
Passing	25-11-2	27-13-1
Passing Yards	69	139
Total Offense	57-75	64-184
Fumbles	0-0	2-2
Penalties	9-94	4-35
Interceptions	1-26	2-15
Punting	10-41.0	6-36.8
Punt Returns	2-6	4-28
Kickoff Returns	5-173	3-59
Time of Possession	27:33	32:27
Third Down Conversions	3-15	3-13
Sacks By	2-16	6-45

INDIVIDUAL LEADERS

Rushing (Att-Yds-TD)—Utah: McCoy 7-(-42)-0, Brown 16-44-1, Johnson 4-6-0.
Arizona: Carter 19-44-0, Myles 9-12-0, Taylor 2-11-0.
Passing (Att-Comp-I-Yds-TD)—Utah: McCoy 25-11-2-69-1.
Arizona: White 27-13-1-139-1.
Receiving (Rec-Yds-TD)—Utah: Dyson 2-8-1, Marsh 3-25-0, Tucker 4-28-0.
Arizona: Dice 7-65-0, Carter 4-50-1.
Kickoff Returns—Utah: Beck 3-140, Lawson 1-31.
Arizona: Taylor 1-19, Carter 1-22.
Punt Returns—Utah: Marsh 2-6. **Arizona:** Wray 4-28.
Utah Defensive Leaders—Tackles: Lusk 9, Leary 6, Stapley 6, H. Kaufusi 6, Elliss 6.
Sacks: Elliss 1-7, J. Kaufusi 1-9.
Interceptions: Lusk 1-26.

1996 COPPER BOWL

Wisconsin	38	Inside The Game
Utah	10	<i>Red zone woes by the Utes, combined with too much Ron Dayne, led to loss to Wisconsin.</i>
<i>Tucson, Ariz. - Dec. 27, 1996</i>		

TUCSON—The ballyhooed battle between the nation's two biggest collegiate running backs never materialized, as Utah lost star runner Chris Fuamatu-Ma'afala to a first-quarter ankle injury. Wisconsin's Ron Dayne held up his end of the bargain, however, rushing for 246 yards and three touchdowns in a 38-10 Wisconsin win.

Offensively, the Utes rang up more net yards (430-365) and more first downs (26-16) than the Badgers, moved inside UW's 5-yard line twice and inside the 20-yard line another three times, but four interceptions spelled their doom. In his final game, U. quarterback Mike Fouts completed 27 of 49 passes for 327 yards, but was picked off four times. Terence Keehan and Kevin Dyson had big receiving nights—catching six passes each for 100 and 95 yards, respectively. Juan Johnson scored Utah's only TD of the day on a 1-yard run late in the third quarter. Johnson accounted for 88 of Utah's 103 rushing yards.

Utah's defense held Wisconsin to just 16 passing yards on 2-of-6 passing, but could not stop the run—allowing 349 yards.

SCORING BY QUARTERS	1	2	3	4	FINAL
Wisconsin	14	17	0	7	38
Utah	3	0	7	0	10

SCORING SUMMARY

UW - Samuel 38 run (Hall kick) 10:11, 1st
 UU - Pulsipher 24 field goal, 3:53, 1st
 UW - Dayne 40 run (Hall kick) 3:11, 1st
 UW - Weems 82 interception return (Hall kick) 13:28, 2nd
 UW - Hall 38 field goal, 2:02, 2nd
 UW - Dayne 3 run (Hall kick) 0:42, 2nd
 UU - Johnson 1 run (Pulsipher kick) 4:14, 3rd
 UW - Dayne 1 run (Hall kick) 12:31, 4th

TEAM STATISTICS

	UU	UW
First Downs	26	16
Net Rushing	31-103	45-349
Passing	49-27-4	16-6-2
Passing Yards	327	16
Total Offense	80-430	51-365
Fumbles	1-0	2-1
Penalties	2-11	3-31
Interceptions	4-125-1	0-0
Punting	2-62	2-82
Punt Returns	1-8	0-0
Kickoff Returns	2-46	3-59
Time of Possession	34:18	25:42
Third Down Conversions	11-17	5-9
Fourth Down Conversions	0-1	1-1
Sacks By	0-0	1-6

INDIVIDUAL LEADERS

Rushing (Att-Yds-TD)—Utah: Johnson 20-88-1, Fuamatu-Ma'afala 4-5-0, Bacon 4-9-0.
Wisconsin: Dayne 30-246-3, Samuel 5-44-1, McCullough 5-22-0.
Passing (Att-Comp-Yds-TD)—Utah: Fouts 49-27-4-327-0.
Wisconsin: Samuel 6-2-0-16-0.
Receiving (Rec-Yds-TD)—Utah: Keehan 6-100-0, Dyson 6-95-0, Henry 6-47-0.
Wisconsin: Hayes 1-9-0, Brown 1-7-0.
Kickoff Returns—Utah: Dyson 2-46. **Wisconsin:** Stecker 3-59.
Punt Returns—Utah: Dyson 1-8. **Wisconsin:** None.
Utah Defensive Leaders—Tackles: Lave 8, Boglin 6, Love 6. **Sacks:** None.
Interceptions: None.

INFORMATION

HERE'S UTAH

2017 OUTLOOK

PLAYER BIOS

COACHES & STAFF

SERIES HISTORY

2016 IN REVIEW

BOWL HISTORY

RECORD BOOK

BOWL GAME SUMMARIES

1999 LAS VEGAS BOWL

Fresno State	16	Inside The Game <i>Mike Anderson's big day led Utah to the first bowl win for the new Mountain West Conference.</i>
Utah	17	
<i>Las Vegas, Nev. - Dec. 19, 1999</i>		

LAS VEGAS—Running back Mike Anderson and a punishing defensive effort led to the first bowl win for the new Mountain West Conference, courtesy of Utah. The Utes, tri-champions in the league's inaugural season, beat Western Athletic Conference co-champion Fresno State, 17-16.

Statistically, Utah trounced the Bulldogs, winning the total offense battle 548-279. But a spate of special teams breakdowns, including a 75-yard blocked field goal returned for a touchdown by FSU, kept it close.

Anderson and running mate Omar Bacon stole the show in their final collegiate game. Anderson set a Las Vegas Bowl rushing record with 254 yards and scored both of Utah's touchdowns. He also had the day's most impressive run—a 76-yard sprint from the line of scrimmage on Utah's first offensive down. Bacon chipped in 91 rushing yards.

T.D. Croshaw started the game at quarterback but left with a shoulder injury after just one quarter with the game tied 7-7. Darnell Arceneaux relieved and led Utah to victory.

Cletus Truhe had two field goal attempts blocked, but made the game-winner, a 33-yarder with 5:03 remaining. Fresno State's final drive was stopped by Andre Dyson's pass breakup on fourth and seven. Kautai Olevao and Kimball Christianson each had seven tackles for Utah.

SCORING BY QUARTERS	1	2	3	4	FINAL
Fresno State	7	0	3	6	16
Utah	7	0	7	3	17

SCORING SUMMARY

FS - Williams 75 missed FG return (Hanna kick) 9:32, 1st
 UU - Anderson 34 run (Truhe kick) 3:51, 1st
 FS - Hanna 27 field goal, 9:24, 3rd
 UU - Anderson 5 run (Truhe kick) 9:24, 3rd
 FS - Ward 2 run (Hanna kick blocked) 14:57, 4th
 UU - Truhe 33 field goal, 5:03, 4th

TEAM STATISTICS

	UU	FS
First Downs	25	16
Net Rushing	33-334	20-132
Passing	24-11-1	28-14-0
Passing Yards	214	147
Total Offense	78-548	60-279
Fumbles	2-0	0-0
Penalties	15-151	6-59
Interceptions	0-0	1-11
Punting	4-39.0	5-37.2
Punt Returns	3 (-7)	2-15
Kickoff Returns	3-57	3-74
Time of Possession	35:54	24:06
Third Down Conversions	5-14	4-14
Fourth Down Conversions	0-2	0-2
Sacks By	0-0	3-16

INDIVIDUAL LEADERS

Rushing (Att.-Yds.-TD)—Utah: M. Anderson 34-254-2, Bacon 8-91-0.
FS: Ward 15-51-1, Gaines 8-31-0.
Passing (Att.-Comp.-I.-Yds.-TD)—Utah: Arceneaux 15-8-0-94-0, Croshaw 9-3-1-120-0.
FS: Volek 28-14-0-147-0.
Receiving (Att.-Yds.-TD)—Utah: Russell 5-96-0, Benderger 2-70-0.
FS: Wright 6-55-0, Smith 4-53-0.
Kickoff Returns—Utah: Crockett 2-57. **FS:** Wright 2-43.
Punt Returns—Utah: 3(-7). **FS:** Smith 2-15.
Utah Defensive Leaders—Tackles: Olevao 7, K. Christianson 7.
TFL: Bowers 2-14, Tufaga 1-9.

2001 LAS VEGAS BOWL

Utah	10	Inside The Game <i>Utes ruin the Carson Palmer-led Trojans' Christmas by shutting down their offense.</i>
USC	6	
<i>Las Vegas, Nev. - Dec. 25, 2001</i>		

LAS VEGAS—Utah scored on its second drive in the Sega Sports Las Vegas Bowl on Christmas Day, then relied on an incredible defensive effort to beat favored USC for the first time since 1916.

Ryan Kaneshiro's 26-yard field goal at the end of the first half completed Utah's scoring, but 10 points was enough for the swarming Ute defense. A year later, quarterback Carson Palmer would win the Heisman Trophy while leading USC to the national championship. But against the Utes on this day, the Trojans netted just one yard rushing and 151 total yards. USC logged its only TD on its first drive of the second half before the Sheldon Deckart-led U. defense slammed the door again.

Deckart's six tackles, which included two for a loss and two sacks, led a ferocious Ute pass rush that sacked Palmer five times and tallied nine tackles for loss.

Adam Tate closed his career with a 103-yard rushing day and the Utes' only touchdown. Dameon Hunter (94 yards) was the game's MVP.

SCORING BY QUARTERS	1	2	3	4	FINAL
Utah	7	3	0	0	10
USC	0	0	6	0	6

SCORING SUMMARY

UU - Tate 3 run (Kaneshiro kick) 5:26, 1st
 UU - Kaneshiro 26 field goal, 0:29, 2nd
 SC - Byrd 4 run (kick failed) 10:03, 3rd

TEAM STATISTICS

	UU	USC
First Downs	20	12
Net Rushing	54-222	25-1
Passing	21-12-1	26-15-0
Passing Yards	136	150
Total Offense	75-358	51-151
Fumbles	1-1	1-0
Penalties	10-95	6-47
Interceptions	0-0	1-1
Punting	6-38.0	8-37.8
Punt Returns	4-8	2-27
Kickoff Returns	0-0	2-33
Time of Possession	38:01	21:59
Third Down Conversions	10-17	2-12
Fourth Down Conversions	0-0	0-0
Sacks By	5-45	1-12

INDIVIDUAL LEADERS

Rushing (Att-Yds-TD)—Utah: Tate 23-103-1, Hunter 17-94-0.
USC: Byrd 10-21-1.
Passing (Att-Comp-I-Yds-TD)—Utah: Rice 21-12-1-136-0.
USC: Palmer 26-15-0-150-0.
Receiving (Att-Yds-TD)—Utah: Lyman 4-41-0, Richardson 3-35-0.
USC: Colvert 2-38-0, Kelly 3-33-0.
Kickoff Returns—Utah: None. **USC:** Rideaux 2-33.
Punt Returns—Utah: Walterscheid 4-8. **USC:** Arbet 2-27.
Utah Defensive Leaders—Tackles: Deckart 6, Sanders 6.
Sacks: Deckart 2-20, Dwinell 1-10, Sanders 1-10, Powell 1-5.
TFL: Deckart 2-20, Kaufusi 2-10. **Interceptions:** None.

BOWL GAME SUMMARIES



USC quarterback Carson Palmer, who would win the Heisman Trophy a year later, was sacked five times by the Utes in a 2001 Las Vegas Bowl victory.



Utah's defense piled all over Southern Miss with 10 tackles for loss and five sacks in a 17-0 shutout in the 2003 Liberty Bowl.

2003 LIBERTY BOWL

Utah	17	Inside The Game
Southern Miss	0	<i>MVC champion Utes shut out C-USA champion Southern Miss in the Liberty Bowl.</i>
<i>Memphis, Tenn. - Dec. 31, 2003</i>		

MEMPHIS—The Southern Mississippi defense received most of the hype coming into the Liberty Bowl, but it was Utah's defense that carried the day in a 17-0 victory. The blitzin' Utes teamed up for five sacks and 10 tackles for loss, causing first-string Golden Eagle quarterback Dustin Almond to lose his cool and backup Micky D'Angelo to leave the game with a concussion.

And, if holding the Conference USA champion to a paltry 11 first downs, 49 rushing yards and 213 total yards wasn't enough, the Ute defense also came to the rescue of its struggling offensive teammates. Late in the second quarter, safety Morgan Scalley sacked Almond, who fumbled. Ute Lewis Powell recovered the fumble on USM's 17-yard line to set up the only offensive touchdown of the game. Utah's other touchdown was scored by none other than Scalley, who scooped up a fumble forced by safety Dave Revill and returned it 74 yards for a touchdown with 1:36 remaining.

Although Utah never got untracked offensively, Brandon Warfield and Paris Warren both had memorable games. Warfield was named the Liberty Bowl offensive MVP after rushing for 91 yards and the game's first touchdown. Warren had 5 receptions for 72 yards to become Utah's single-season receiving record-holder (76 receptions in 2003). Bryan Borreson's 19-yard field goal in the fourth quarter gave Utah a 10-0 lead and some breathing room.

Ray Holdcraft led the defense with 8 tackles, 4 solo, and 2.5 tackles for loss. Revill had 2 sacks and Powell was the game's defensive MVP after recovering 2 fumbles.

SCORING BY QUARTERS	1	2	3	4	FINAL
Utah	0	7	0	10	17
Southern Miss	0	0	0	0	0

SCORING SUMMARY

- UU - Warfield 5 run (Borreson kick) 4:41, 2nd
- UU - Borreson 19 field goal, 3:24, 4th
- UU - Scalley 74 fumble return (Borreson kick) 1:36, 4th

TEAM STATISTICS

	UU	USM
First Downs	12	11
Net Rushing	45-104	30-69
Passing	19-8-1	39-13-0
Passing Yards	124	144
Total Offense	64-228	69-213
Fumbles	6-2	4-4
Penalties	12-85	12-92
Interceptions	0-0	1-0
Punting	9-37.9	8-45.8
Punt Returns	7-31	3-20
Kickoff Returns	0-0	3-56
Time of Possession	33:24	26:36
Third Down Conversions	2-15	2-16
Fourth Down Conversions	0-1	0-3
Sacks By	5-38	3-16

INDIVIDUAL LEADERS

- Rushing (Att-Yds-TD)—Utah:** Warfield 27-91-1. **USM:** Harris 14-70-0.
- Passing (Att-Comp-I-Yds-TD)—Utah:** Smith 19-8-1-124-0. **USM:** Almond 33-11-0-122-0, D'Angelo 6-2-0-22-0.
- Receiving (Att-Yds-TD)—Utah:** Warren 5-72-0, Savoy 1-41-0. **USM:** Blackwell 3-30-0.
- Kickoff Returns—Utah:** None. **USM:** Faulk 1-27.
- Punt Returns—Utah:** Warren 7-31. **USM:** Young 3-20.
- Utah Defensive Leaders—Tackles:** Holdcraft 8, Toone 8.
- Sacks:** Revill 2-16. **TFL:** Holdcraft 2.5-10. **Interceptions:** None.

BOWL GAME SUMMARIES

2005 FIESTA BOWL - BOWL CHAMPIONSHIP SERIES

Pittsburgh	7	Inside The Game
Utah	35	<i>The BCS busting Utes finish a perfect 12-0 season at the Fiesta Bowl on New Year's Day.</i>
<i>Tempe, Ariz. - Jan. 1, 2005</i>		

TEMPE—In the first BCS game ever for a non-BCS school, Utah steamrolled over Big East co-champion Pittsburgh, 35-7, in the Tostitos Fiesta Bowl. Led by offensive co-MVPs Alex Smith and Paris Warren, Utah jumped to a 28-0 lead before Pittsburgh's only score of the day.

Warren's 15 receptions, which went for 198 yards, was a Fiesta Bowl record. Smith was unstoppable, completing 29 of 37 passes for 328 yards and 4 touchdowns (no interceptions). Utah's marvelous Heisman Trophy finalist QB also led all rushers with 68 net yards.

Equally responsible for Utah's blowout victory was the defense, which set a bowl record with nine quarterback sacks. Nose guard Steve Fifita, the defensive MVP, had 5 tackles, 2 tackles for loss and a sack. Safety Eric Weddle led the defense with 11 tackles, a sack and a pass breakup and senior linebacker Tommy Hackenbruck had a monster game in his final Ute outing. Included in Hackenbruck's 10 total tackles were 3 sacks for 29 yards.

The Utes enjoyed a home field atmosphere as the vast majority of sold-out Sun Devil Stadium was red-clad. All estimates suggest it was the largest gathering of Ute fans ever to watch a Utah football game.

SCORING BY QUARTERS	1	2	3	4	FINAL
Pittsburgh	0	0	7	0	7
Utah	7	7	21	0	35

SCORING SUMMARY

- UU - Ganther 4 run (Carroll kick) 3:09, 1st
- UU - Madsen 6 pass from Smith (Carroll kick) 5:29, 2nd
- UU - M. Johnson 18 pass from Smith (Carroll kick) 11:13, 3rd
- UU - Warren 23 pass from Smith (Carroll kick) 6:22, 3rd
- PT - Lee 31 pass from Palko (Cummings kick) 4:28, 3rd
- UU - Warren 18 pass from Smith-Savoy lateral (Carroll kick) 0:25, 3rd

TEAM STATISTICS

	PITT	UU
First Downs	19	25
Net Rushing	30-17	31-139
Passing	22-40-0	29-37-0
Passing Yards	251	328
Total Offense	70-268	68-467
Fumbles	0-0	1-1
Penalties	3-30	7-51
Interceptions	0-0	0-0
Punting	5-36.0	1-28.0
Punt Returns	0-0	1-10
Kickoff Returns	3-44	2-42
Time of Possession	31:17	28:43
Third Down Conversions	7-17	8-10
Fourth Down Conversions	1-2	0-1
Sacks By	2-9	9-73

INDIVIDUAL LEADERS

- Rushing (Att-Yds-TD)—Utah:** Smith 15-68-0, Ganther 6-34-1.
Pitt: Murphy 12-37-0.
- Passing (Att-Comp-I-Yds-TD)—Utah:** Smith 37-29-0-328-4.
Pitt: Palko 40-22-0-251-1.
- Receiving (No-Yds-TD)—Utah:** Warren 15-198-2, Savoy 7-70-0.
Pitt: Delsardo 9-109-0, Lee 7-93-1.
- Punt Returns—Utah:** Weddle 1-10. **Pitt:** none
- Kickoff Returns—Utah:** Walker 1-22, Nagahi 1-20. **Pitt:** Furman 3-44.
- Utah Defensive Leaders—Tackles:** Weddle 11, Hackenbruck 10.
- Sacks:** Hackenbruck 3-29, Ledbetter 2-13. **TFL:** Hackenbruck 3-29, Fifita 2-13, Ledbetter 2-13. **Interceptions:** none.

2005 EMERALD BOWL

Georgia Tech	10	Inside The Game
Utah	38	<i>Utah erupts against the nation's 12th-ranked defense for an upset win over Georgia Tech.</i>
<i>San Francisco, Calif. - Dec. 29, 2005</i>		

SAN FRANCISCO—Brett Ratliff and Travis LaTendresse roasted the nation's No. 12-ranked defense and led Utah to a 38-10 upset win over No. 24 Georgia Tech in the Emerald Bowl.

The Utes jumped out to a 20-0 lead just minutes into the second quarter before Georgia Tech made a little run by scoring all 10 of its points. A field goal with 0:03 left in the first half would mark the end of Tech's scoring for the night, however.

Ratliff's 30 completions, 381 passing yards and four touchdowns shattered the Emerald Bowl records, as well as setting new school and Mountain West Conference bowl records. LaTendresse, the game's offensive MVP, burned the Georgia Tech secondary with a bowl-record 16 receptions for 214 yards and four scores.

Quinton Ganther rushed for 120 yards and a touchdown in his final game as a Ute. Utah's defense—every bit as dominating as the offense—was spearheaded by defensive MVP Eric Weddle's superb performance against Tech's All-America receiver Calvin Johnson. Weddle hounded Johnson into a two-catch, 19-yard game. Weddle rarely left the field—also playing quarterback and on special teams. Steve Tate led Utah with 10 tackles and picked off his first career interception, which he returned 45 yards.

SCORING BY QUARTERS	1	2	3	4	FINAL
Georgia Tech	0	10	0	0	10
Utah	13	7	3	15	38

SCORING SUMMARY

- UU - LaTendresse 14 pass from Ratliff (Beardall kick failed) 12:26, 1st
- UU - LaTendresse 23 pass from Ratliff (Beardall kick) 3:59, 1st
- UU - LaTendresse 25 pass from Ratliff (Beardall kick) 14:30, 2nd
- GT - Cooper 31 pass from Ball (Bell kick) 9:25, 2nd
- GT - Bell 29 field goal, 0:03, 2nd
- UU - Beardall 23 field goal, 2:11, 3rd
- UU - LaTendresse 16 pass from Ratliff (Ratliff-LaTendresse pass) 11:44, 4th
- UU - Ganther 41 run (Beardall kick) 8:34, 4th

TEAM STATISTICS

	GT	UU
First Downs	20	31
Net Rushing	37-127	35-169
Passing	38-18-2	42-30-2
Passing Yards	258	381
Total Offense	75-385	77-550
Fumbles-Lost	0-0	1-0
Penalties	4-39	7-64
Interceptions-Yds	2-7	2-55
Punting	8-33.2	5-40.6
Punt Returns	2-(-2)	1-5
Kickoff Returns	6-115	3-61
Time of Possession	29:20	30:40
Third Down Conversions	7-18	5-13
Fourth Down Conversions	0-2	2-2
Sacks By	2-13	2-18

INDIVIDUAL LEADERS

- Rushing (Att-Yds-TD)—Utah:** Ganther 22-120-1, Weddle 3-23-0. **GT:** Daniels 20-109-0.
- Passing (Att-Comp-I-Yds-TD)—Utah:** Ratliff 41-30-1-381-4. **GT:** Ball 38-18-2-258-1.
- Receiving (No-Yds-TD)—Utah:** LaTendresse 16-214-4, Hernandez 8-75-0. **GT:** Bilbo 4-103-0, Cooper 3-45-1.
- Kickoff Returns—Utah:** Richards 3-61. **GT:** Grant 5-104.
- Punt Returns—Utah:** Weddle 1-5. **GT:** Houston 2-(-2).
- Utah Defensive Leaders—Tackles:** Tate 10, Burnett 7, Toone 7.
- Sacks:** Burnett 1-10, Fifita 1-7. **TFL:** Fifita 2-12. **Interceptions:** Tate 1-45, Harper 1-10.

BOWL GAME SUMMARIES



Travis LaTendresse, the 2005 Emerald Bowl offensive MVP, burned Georgia Tech's secondary with 16 receptions for 214 yards and four scores in a 38-10 Utah victory.



Eric Weddle (#32) rushed for the game's final touchdown and then intercepted a pass on the last play of the game in a 2006 Armed Forces Bowl win over Tulsa.

2006 ARMED FORCES BOWL

Tulsa	13	Inside The Game <i>All-American Eric Weddle rushed for a TD and ended the game with an interception.</i>
Utah	25	
<i>Fort Worth, Texas - Dec. 23, 2006</i>		

FORT WORTH, Texas—Utah extended its bowl win streak to six in a row with a convincing 25-13 victory over Tulsa. In his last game as a Ute, consensus All-America defensive back Eric Weddle showed why he was considered the most versatile player in the nation. Weddle rushed for the game's final touchdown and then intercepted a pass on the last play of the game. He finished with six tackles, a half sack, a fumble recovery and an interception, while rushing for 56 yards and a touchdown. He also held for Utah's four field goals.

As good as Weddle was, the MVP honors went to sophomore kicker/punter Louie Sakoda, who made all four of his field goal attempts and a PAT to account for 13 of Utah's 25 points. Sakoda, who made a career-long 45-yard field goal on his first try, also kept Tulsa on its heels with his punting: He averaged 47.3 yards per punt and placed two of his three punts inside the Tulsa 20-yard line.

Brett Ratliff engineered a Utah offense that out-gained Tulsa 405-254. He completed 23-of-34 passes for 240 yards and a touchdown pass to Brent Casteel. Steve Tate led the defense with 10 tackles and a sack.

SCORING BY QUARTERS	1	2	3	4	FINAL
Tulsa	0	7	0	6	13
Utah	3	6	10	6	25

SCORING SUMMARY

- UU - Sakoda 45 field goal 1st, 7:50
- TUL - Smith 1 run (Tracy kick) 2nd, 13:01
- UU - Sakoda 39 field goal 2nd, 8:50
- UU - Sakoda 41 field goal 2nd, 0:00
- UU - Casteel 10 pass from Ratliff (Sakoda kick) 3rd, 11:51
- UU - Sakoda 34 field goal 3rd, 3:02
- TUL - Smith 1 run (kick failed) 4th, 10:54
- UU - Weddle 4 run (pass failed) 4th, 1:05

TEAM STATISTICS

	TUL	UU
First Downs	13	22
Net Rushing	29-96	33-165
Passing	20-27-1	23-34-1
Passing Yards	158	240
Total Offense	56-254	67-405
Fumbles-Lost	2-1	1-1
Penalties	4-36	6-41
Interceptions-Yds	1-18	1-10
Punting	7-42.6	3-47.3
Punt Returns	1-7.0	5-10.8
Kickoff Returns	4-20.0	3-11.0
Time of Possession	28:10	31:50
Third Down Conversions	2-11	7-14
Fourth Down Conversions	2-2	0-0
Sacks By	1-8	2-19

INDIVIDUAL LEADERS

- Rushing (Att-Yds-TD)—Utah:** Casteel 7-66-0, Weddle 10-56-1.
TUL: Tennial 6-53-0; Adams 12-37-0.
- Passing (Att-Comp-1-Yds-TD)—Utah:** Ratliff 34-23-1-240-1; **TUL:** Smith 27-20-1-158-0.
- Receiving (No-Yds-TD)—Utah:** Hernandez 8-55-0, Richards 7-69-0.
TUL: Adams 9-63-0, Moss 4-31-0.
- Kickoff Returns—Utah:** McCain 3-33. **TUL:** Grooms 2-41, Taylor 2-39.
- Punt Returns—Utah:** Wilson 4-50. **TUL:** Moss 1-7.
- Utah Defensive Leaders—Tackles:** Tate 10, Weddle 6, Burnett 5.
Sacks: Tate 1-10. **TFL:** Burnett 2-4, Lefiti 1.5-5.
Interceptions: Weddle 1-10.

INFORMATION

HERE'S UTAH

2017 OUTLOOK

PLAYER BIOS

COACHES & STAFF

SERIES HISTORY

2016 IN REVIEW

BOWL HISTORY

RECORD BOOK

BOWL GAME SUMMARIES

2007 POINSETTIA BOWL

Utah	35	Inside The Game <i>Joe Dale gets a pick after Navy scores a TD in the final minute and recovers the onside kick.</i>
Navy	32	
<i>San Diego, Calif. - Dec. 20, 2007</i>		

SAN DIEGO—Poinsettia Bowl offensive MVP Brian Johnson put on a second-half passing clinic, defensive MVP Joe Dale made a game-saving interception with less than a minute remaining, and Utah edged Navy 35-32 in the first bowl game of the season.

Stymied on the ground in the first half, Utah turned to Johnson's arm after the break. He connected on 20 of his final 22 pass attempts including 11 straight completions. Johnson also rushed for 69 yards and a touchdown.

A 28-point second half rallied Utah to a 35-25 lead with 1:27 remaining in the game. But Navy struck back with a 58-yard pass play to narrow the gap to 35-32. The Midshipmen recovered their onside kick and advanced into Utah territory before Dale's first career interception on the 31-yard line sealed a Ute victory.

Dale finished with a career-high 12 tackles. Paul Kruger added 10 tackles and a sack. Darrell Mack rushed for 76 yards and two touchdowns.

SCORING BY QUARTERS	1	2	3	4	FINAL
Utah	0	7	14	14	35
Navy	0	10	7	15	32

SCORING SUMMARY

- UU - Mack 5 run (Sakoda kick), 8:42, 2nd
- NV - Kaheaku-Enhada 1 run (Bullen kick), 5:14, 2nd
- NV - Bully 39 field goal, 0:28, 2nd
- NV - Kettani 43 run (Bullen kick), 11:52, 3rd
- UU - Brooks 23 run (Sakoda kick) 4:47, 3rd
- UU - Richards 40 pass from Johnson (Sakoda kick), 1:12, 3rd
- UU - Johnson 19 run (Sakoda kick), 12:47, 4th
- NV - White 10 pass from Kaheaku-Enhada (Kaheaki-Enhada rush), 8:48, 4th
- UU - Mack 1 run (Sakoda kick), 1:27, 4th
- NV - Singleton 58 pass from Kaheaku-Enhada (Bullen kick), 0:57, 4th

TEAM STATISTICS

	UU	NAVY
First Downs	26	21
Net Rushing	213	316
Passing	22-27-1	7-14-1
Passing Yards	238	122
Total Offense	451	438
Fumbles-Lost	1-1	4-2
Penalties	4-37	4-21
Interceptions-Yds	1-0	1-20
Punting	4-34.5	3-45.7
Punt Returns	1-5	0-0
Kickoff Returns	6-126	6-136
Time of Possession	33:34	27:26
Third Down Conversions	7-14	6-16
Fourth Down Conversions	1-2	1-3
Sacks By	1-6	0-0

INDIVIDUAL LEADERS

- Rushing (Att-Yds-TD)—Utah:** Mack 22-76-2, Johnson 11-69-1.
Navy: Kettani 12-125-1.
- Passing (Att-Comp-I-Yds-TD)—Utah:** Johnson 36-20-1-226-1.
Navy: Kaheaku-Enhada 14-7-1-122-2.
- Receiving (No-Yds-TD)—Utah:** Hernandez 5-63-0, Richards 4-61-1.
Navy: Singleton 2-64-1.
- Kickoff Returns—Utah:** Brooks 5-126. **Navy:** Campbell 5-117.
- Punt Returns—Utah:** Richards 1-5. **Navy:** None.
- Utah Defensive Leaders—Tackles:** Dale 12, Kruger 10, Misi 9. **Sacks:** Kruger 1-6. **TFL:** Kruger 1.5-7, Burnett 1-4, Jiannoni 1-2. **Interceptions:** Dale 1-0.



Joe Dale made a game-saving interception with less than a minute remaining and had a career-high 12 tackles in Utah's win over Navy in the 2007 Poinsettia Bowl.



MVP Brian Johnson threw for 336 yards and three touchdowns as Utah took down No. 4 Alabama in the 2009 Sugar Bowl for its second BCS victory in five years.

INFORMATION

HERE'S UTAH

2017 OUTLOOK

PLAYER BIOS

COACHES & STAFF

SERIES HISTORY

2016 IN REVIEW

BOWL HISTORY

RECORD BOOK

BOWL GAME SUMMARIES

2009 SUGAR BOWL - BOWL CHAMPIONSHIP SERIES

Utah	31	Inside The Game
Alabama	17	<i>Utah scores on its first three possessions as the Utes thump favored Alabama.</i>
<i>New Orleans, La. - Jan. 2, 2009</i>		

NEW ORLEANS—No. 7-ranked Utah, playing in its second BCS bowl game in five years, stomped heavily favored and No. 4-ranked Alabama 31-17.

The Utes, who finished as the only undefeated FBS team in the nation, scored on their first three possessions to take a 21-0 first quarter lead. Alabama made a run in the second and third quarters, trimming Utah's lead to 21-17, but could not find the end zone for the final 25 minutes.

Sugar Bowl MVP Brian Johnson feasted on the nation's No. 3-ranked defense, completing 27-of-41 passes for 336 yards and three touchdowns. Freddie Brown had a career-high 125 receiving yards, and Bradon Godfrey, David Reed and Brent Casteel all caught TD passes.

The Ute defense was just as overpowering, sacking Alabama QB John Parker Wilson eight times (three by Stevenson Sylvester) and intercepting him twice (both by Robert Johnson). Utah also stymied a Tide run game that was averaging 196 yards per game, but could get just 31 against the Utes. Sylvester and Mike Wright had seven tackles each. Keba Gaison and Sean Smith combined for 12 tackles and three sacks.

SCORING BY QUARTERS	1	2	3	4	FINAL
Utah	21	0	7	3	31
Alabama	0	10	7	0	17

SCORING SUMMARY

- UU - Casteel 7 pass from Johnson (Sakoda kick), 11:02, 1st
- UU - Asiata 2 run (Sakoda kick), 8:57, 1st
- UU - Godfrey 18 pass from Johnson (Sakoda kick) 4:01, 1st
- UA - Tiffin 52 field goal, 14:55, 2nd
- UA - Arenas 73 punt return (Tiffin kick), 5:28, 2nd
- UA - Coffee 4 pass from Wilson (Tiffin kick), 11:41, 3rd
- UU - Reed 28 pass from Johnson (Sakoda kick), 10:04, 3rd
- UU - Sakoda 28 field goal, 2:49, 4th

TEAM STATISTICS	UU	UA
First Downs	22	15
Net Rushing	13	31
Passing	27-41-0	18-30-2
Passing Yards	336	177
Total Offense	349	208
Fumbles-Lost	3-1	1-1
Penalties	10-91	7-67
Interceptions-Yds	2-7	0-0
Punting	6-271	4-166
Punt Returns	1-2	1-73-1
Kickoff Returns	4-93	6-149
Time of Possession	28:42	31:18
Third Down Conversions	6-14	4-13
Fourth Down Conversions	0-0	0-0
Sacks By	8-53	2-10

INDIVIDUAL LEADERS

- Rushing (Att-Yds-TD)—Utah:** Asiata 13-29-1, Mack 4-8-0, Johnson 4-(-15)-0.
- UA:** Coffee 13-36-0, Ingram 8-26-0, Wilson 12-(-31)-0.
- Passing (Comp-Att-I-Yds-TD)—Utah:** Johnson 27-41-0-336-3.
- UA:** Wilson 18-30-2-177-1.
- Receiving (No-Yds-TD)—Utah:** Brown 12-125-0, Godfrey 6-75-1, Brooks 4-45-0, Reed 2-58-1, Casteel 1-17-1, Mack 1-14-0, Sampson 1-2-0.
- UA:** Jones 7-77-0, Coffee 4-40-1, Walker 3-25-0, Stover 1-15-0.
- Kickoff Returns—Utah:** Reed 2-47, Casteel 2-46. **UA:** Arenas 5-134, Huber 1-15.
- Punt Returns—Utah:** Rice 1-2. **UA:** Arenas 1-73-1.
- Utah Defensive Leaders—Tackles:** Sylvester 7, Wright 7, Gaison 6, Smith 6.
- Sacks:** Sylvester 3-16, Gaison 2-12, Eliapo 1-11, Smith 1-10. **TFL:** Sylvester 3-16, Gaison 2-12, Eliapo 1-11, Smith 1-10. **Interceptions:** R. Johnson 2-7.

2009 POINSETTIA BOWL

Utah	37	Inside The Game
California	27	<i>Trailing 14-0, Utes score 27 straight points and cruise to ninth-straight bowl win.</i>
<i>San Diego, Calif. - Dec. 23, 2009</i>		

SAN DIEGO—After spotting Cal a 14-0 first-quarter lead, No. 23 Utah scored 27 straight points and cruised to a 37-27 victory in the Poinsettia Bowl. Utah extended the nation's longest active bowl win streak to nine games with the win.

Freshman quarterback Jordan Wynn initiated the comeback after throwing an interception that Cal returned for a touchdown. Wynn recovered quickly and finished with 338 passing yards, three touchdowns and the Offensive MVP trophy.

Defensive MVP honors went to Stevenson Sylvester, who led Utah with eight tackles, and whose interception and 27-yard return for a touchdown in the fourth quarter gave Utah a 37-21 lead and doused any Cal hopes for a comeback. Also intercepting a fourth-quarter pass was Robert Johnson. Utah's defense was in the Cal backfield for most of the night, recording four sacks and nine tackles for loss.

For the offense, David Reed set school records for receptions and receiving yards in a season by catching six passes for 103 yards, while freshman tight end Kendrick Moeai made two touchdown grabs.

SCORING BY QUARTERS	1	2	3	4	FINAL
Utah	7	17	3	10	37
California	14	0	7	6	27

SCORING SUMMARY

- UC - Verneen 36 run (D'Amato kick), 6:06, 1st
- UC - Young 31 interception return (D'Amato kick), 5:55, 1st
- UU - Moeai 6 pass from Wynn (Phillips kick), 1:35, 1st
- UU - Phillips 28 field goal, 9:31, 2nd
- UU - Moeai 15 pass from Wynn (Phillips kick), 4:58, 2nd
- UU - Brooks 21 pass from Wynn (Phillips kick), 0:43, 2nd
- UU - Phillips 29 field goal, 3:13, 3rd
- UC - Vereen 1 run (D'Amato kick), 0:39, 3rd
- UU - Phillips 25 field goal, 13:05, 4th
- UU - Sylvester 27 interception return (Phillips kick), 5:27, 4th
- UC - Ross 24 pass from Riley (Riley pass failed), 1:46, 4th

TEAM STATISTICS	UU	CAL
First Downs	20	17
Net Rushing	35-51	28-96
Passing	26-37-1	20-36-2
Passing Yards	338	310
Total Offense	72-389	64-214
Fumbles-Lost	0-0	1-1
Penalties	5-35	4-33
Interceptions-Yds	2-27-1	1-31-1
Punting	5-198	7-251
Punt Returns	3-2	0-0
Kickoff Returns	4-111	7-135
Time of Possession	35:19	24:41
Third Down Conversions	4-15	3-14
Fourth Down Conversions	1-2	2-2
Sacks By	4-24	3-9

INDIVIDUAL LEADERS

- Rushing (Att-Yds-TD)—Utah:** Wide 21-37-0, Shakerin 7-27-0.
- Cal:** Vereen 20-122-2.
- Passing (Comp-Att-I-Yds-TD)—Utah:** Wynn 26-36-1-338--3.
- Cal:** Riley 20-36-2-214-1.
- Receiving (No-Yds-TD)—Utah:** Brooks 7-76-1, Reed 6-103-0, Wide 4-83-0, Matthews 3-20-0, Moeai 2-21-2. **Cal:** Miller 5-55-0, Marvin 5-44-0.
- Kickoff Returns—Utah:** Smithson 2-76, Christopher 1-21.
- Cal:** Sofele 6-121.
- Punt Returns—Utah:** Smithson 3-2. **Cal:** None.
- Utah Defensive Leaders—Tackles:** Sylvester 8, Siliga 6, Misi 6.
- Sacks:** Gaison 1.5-9, Chapman 1-7, Siliga 1-6, Misi 0.5-2.
- TFL:** Burton 2-3, Gaison 1.5-9. **Interceptions:** Sylvester 1-27-1, Johnson 1-0.

INFORMATION

HERE'S UTAH

2017 OUTLOOK

PLAYER BIOS

COACHES & STAFF

SERIES HISTORY

2016 IN REVIEW

BOWL HISTORY

RECORD BOOK

BOWL GAME SUMMARIES

2010 LAS VEGAS BOWL

Utah **3** **Inside The Game**
Boise State **26** *Utes fall in battle of top 20 teams as bowl winning streak comes to an end.*
Las Vegas, Nev. - Dec. 22, 2010

LAS VEGAS—Utah’s defense started fast, but the offense led by backup quarterback Terrance Cain couldn’t keep pace and Utah lost 26-3 to 10th-ranked Boise State in the Las Vegas Bowl.

On the game’s first drive, Lamar Chapman sacked Bronco quarterback Kellen Moore, jarring loose the ball, which was recovered by Neli A’asa at the BSU 20-yard line. Utah couldn’t capitalize on its field position and first-team all-Mountain West Conference kicker Joe Phillips missed a 39-yard field goal—his first miss inside 40 yards all season.

Other key defensive plays in Boise’s scoreless first quarter included forcing the Broncos to punt, stopping them on downs and an interception by Chaz Walker that he returned to the BSU 32-yard line. The interception set up Utah’s only score of the day—a 44-yard field goal by Phillips. Utah would not score again while mustering just 200 yards in total offense. Walker led Utah with 10 tackles, an interception and a forced fumble, while Chapman added nine stops, a sack and a forced fumble.

SCORING BY QUARTERS	1	2	3	4	FINAL
Utah	3	0	0	0	3
Boise State	0	16	7	3	26

SCORING SUMMARY

UU - Phillips 44 field goal, 0:56, 1st
 BS - Martin 84 run (Brotzman kick) 8:39, 2nd
 BS - Brotzman 29 field goal, 2:27, 2nd
 BS - Shoemaker 26 pass from Moore (pass failed) 0:18, 2nd
 BS - Pettis 18 pass from Moore (Brotzman kick) 8:18, 3rd
 BS - Brotzman 21 field goal, 8:49, 4th

TEAM STATISTICS	UU	BS
First Downs	8	23
Net Rushing	29-107	37-202
Passing	10-24-0	29-40-1
Passing Yards	93	341
Total Offense	200	543
Fumbles-Lost	3-3	4-3
Penalties	10-83	3-29
Interceptions-Yds	1-24	0-0
Punting	5-41.2	1-47.0
Punt Returns	1-0	1-15
Kickoff Returns	6-146	2-33
Time of Possession	26:50	33:10
Third Down Conversions	2-13	8-18
Sacks By	1-7	4-21

INDIVIDUAL LEADERS

Rushing (Att-Yds-TD)—Utah: Wide 6-34-0, Smithson 3-32-0.
BS: Martin 14-147-1, Avery 12-55-0.
Passing (Comp-Att-I-Yds-TD)—Utah: Cain 10-24-0-93-0.
BS: Moore 28-38-1-339-2.
Receiving (No.-Yds-TD)—Utah: Smithson 3-56-0, Wide 3-21-0.
BS: Pettis 12-147-1, Young 6-64-0.
Kickoff Returns—Utah: Dunn 2-57, Taplin-Ross 2-53.
BS: Avery 1-19, Young 1-14.
Punt Returns—Utah: Smithson 1-0. **BS:** Potter 1-15.
Utah Defensive Leaders—Tackles: Walker 10, Chapman 9. **Sacks:** Chapman 1-7, Cox 1-1. **TFL:** Chapman 1-7, Cox 1-1. **Interceptions:** Walker 1-24.

2011 SUN BOWL

Georgia Tech **27** **Inside The Game**
Utah **(OT) 30** *Utes win first overtime bowl game after rallying from 14-point deficit in fourth quarter.*
El Paso, Texas - Dec. 31, 2011

EL PASO, Texas—John White capped a record-setting season with an 8-yard touchdown run to lift Utah to a 30-27 overtime win over Georgia Tech in the Sun Bowl.

White, the game’s MVP, rushed for 115 yards to raise his season total to 1,519 yards and break a school record set back in 1982.

Utah, which trailed 24-10 after three quarters, outscored Tech 14-0 in the fourth quarter to send the game into OT. Jon Hays hit Kendrick Moeai with a 3-yard pass for the first score and then found DeVonte Christopher for a 28-yard TD strike on fourth-and-14 for the game-tying touchdown. Christopher also was named Special Teams MVP for his 97 yards in kickoffs.

Sun Bowl Most Valuable Lineman Star Lotulelei had six tackles and a fumble recovery and Chaz Walker led Utah with 15 tackles and a TFL.

SCORING BY QUARTERS	1	2	3	4	OT	FINAL
Georgia Tech	0	7	17	0	3	27
Utah	7	3	0	14	6	30

SCORING SUMMARY

UU - Asiata 1 pass from Hays (Petersen kick), 9:54, 1st
 GT - Lyons 36 run (Moore kick), 11:39, 2nd
 UU - Petersen 25 field goal, 00:15, 2nd
 GT - Moore 32 field goal, 10:27, 3rd
 GT - Hill 31 pass from Washington (Moore kick), 4:43, 3rd
 GT - Nealy 74 interception return (Moore kick), 4:15, 3rd
 UU - Moeai 3 pass from Hays (Petersen kick), 6:50, 4th
 UU - Christopher 28 pass from Hays (Petersen kick), 1:32, 4th
 GT - Moore 34 field goal, OT
 UU - White 8 run, OT

TEAM STATISTICS	GT	UU
First Downs	19	14
Net Rushing	57-312	32-144
Passing	11-15-0	15-32-1
Passing Yards	137	193
Total Offense	72-449	64-337
Fumbles-Lost	4-1	2-0
Penalties	4-30	4-20
Interceptions-Yds	1-74-1	0-0
Punting	5-228	8-396
Punt Returns	1-10	2-41
Kickoff Returns	2-36	3-115
Time of Possession	33:58	26:02
Third Down Conversions	8-18	4-15
Fourth Down Conversions	0-0	2-2
Sacks By	2-13	0-0

INDIVIDUAL LEADERS

Rushing (Att-Yds-TD)—Utah: White 26-115-1, Dunn 2-37-0.
GT: Lyons 18-138-1, Washington 21-97-0, Peebles 9-59-0.
Passing (Comp-Att-I-Yds-TD)—Utah: Hays 15-31-1-193-3, Christopher 0-1-0-0-0.
GT: Washington 11-15-0-137-1.
Receiving (No-Yds-TD)—Utah: Asiata 5-57-1, Christopher 4-74-1, Matthews 1-31-0, Rolf 1-20-0, Moeai 2-8-1.
GT: Melton 3-19-0, Jones 3-17-0, Hill 2-35-1, Peebles 1-58-0.
Kickoff Returns—Utah: Christopher 2-97, Dunn 1-18. **GT:** Peebles 2-36.
Punt Returns—Utah: McNabb 2-41. **GT:** Thomas 1-10.
Utah Defensive Leaders—Tackles: Walker 15, Martinez 11, Finau 10, Shelby 10.
Sacks: None. **TFL:** Walker 1-2, Finau 1-1, Shelby 1-1, Blechen 1-1, Rowe 1-1.
Interceptions: None.

BOWL GAME SUMMARIES



Running back John White's record-breaking season ended with an eight-yard touchdown run to give Utah an overtime victory over Georgia Tech in the 2011 Sun Bowl.



Devontae Booker rushed for 162 yards and a touchdown as Utah overwhelmed Colorado State 45-10 in the 2014 Las Vegas Bowl.

2014 LAS VEGAS BOWL

Utah 45
Colorado State 10

Inside The Game

Relentless ground game and stingy defense helps Utes roll over a former league rival.

Las Vegas, Nev. - Dec. 20, 2014

LAS VEGAS—Bowl MVP Travis Wilson passed for 158 yards and a touchdown and rushed for 91 yards and three scores to lead Utah to a 45-10 rout of Colorado State.

Devontae Booker rushed for 162 yards and a touchdown and Kaelin Clay led the receivers with 63 yards.

Utah's defense kept the Rams out of the end zone for the final three quarters, stuffed the CSU run game to the tune of 12 net yards and allowed just one third down conversion in 10 attempts. Jared Norris had eight tackles, while Jason Fanaika, Pita Taumoepenu and Nate Orchard all recorded sacks.

The win moved Utah head coach Kyle Whittingham to 8-1 in bowl games and tied him with John Robinson (8-1 at USC/UNLV) for the best bowl winning percentage (.889) in NCAA history (minimum 7 wins).

SCORING BY QUARTERS	1	2	3	4	FINAL
Utah	21	3	7	14	45
Colorado	10	0	0	0	10

SCORING SUMMARY

- UU - Wilson 8 run (Phillips kick), 12:37, 1st
- UU - McClellon 16 pass from Wilson (Phillips kick), 8:29, 1st
- CS - Grayon 39 pass from Lovett (Roberts kick), 5:42, 1st
- UU - Booker 60 run (Phillips kick), 5:30, 1st
- CS - Roberts 41 field goal, 2:09, 1st
- UU - Phillips 38 field goal, 8:25, 2nd
- UU - Wilson 15 run (Phillips kick), 4:12, 3rd
- UU - Wilson 12 run (Phillips kick), 13:23, 4th
- UU - Poole 10 run (Phillips kick), 12:28, 4th

TEAM STATISTICS

	UU	CS
First Downs	29	13
Net Rushing	48-359	19-12
Passing	19-29-1	21-35-1
Passing Yards	189	266
Total Offense	77-548	54-278
Fumbles-Lost	0-0	2-1
Penalties	7-68	7-68
Interceptions-Yds	1-13	1-0
Punting	3-117	7-308
Punt Returns	2-(-8)	1-(-2)
Kickoff Returns	2-26	7-127
Time of Possession	33:56	26:04
Third Down Conversions	9-14	1-10
Fourth Down Conversions	0-1	0-0
Sacks By	3-23	0-0

INDIVIDUAL LEADERS

Rushing (Att-Yds-TD)—Utah: Booker 26-162-1, Wilson 11-91-3, McCormick 5-86-0, Poole 3-12-1. **CS:** Hart 7-21-0.

Passing (Comp-Att-I-Yds-TD)—Utah: Wilson 17-26-1-158-1. **CS:** Grayson 20-34-1-227-0.

Receiving (No-Yds-TD)—Utah: Scott 6-61-0, Clay 4-63-0, Booker 4-24-0.

CS: Higgins 7-110-0, Williams 3-49-0.

Kickoff Returns—Utah: Clay 1-14, Henderson 1-12. **CS:** Gaines 6-115.

Punt Returns—Utah: Clay 2-(-8). **CS:** Hodges 1-(-2).

Utah Defensive Leaders—Tackles: Norris 8, M. Williams 5. **Sacks:** Fanaika 1-10, Taumoepenu 1-8, Orchard 1-5. **TFL:** Fanaika 1-10, Taumoepenu 1-8, Orchard 1-5.

Interceptions: Hale 1-13.

BOWL GAME SUMMARIES

2015 LAS VEGAS BOWL

BYU	28	Inside The Game <i>Whittingham sets bowl game winning percentage record as defense forces five turnovers.</i>
Utah	35	
<i>Las Vegas, Nev. - Dec. 19, 2015</i>		

LAS VEGAS—Utah forced five-straight BYU turnovers in the first quarter—scoring touchdowns off all of them—and then held on to beat the Cougars 35-28.

Tevin Carter intercepted two passes during that stretch, returning one for a touchdown, and was named the game's Most Valuable Player. Also contributing to the flurry of BYU turnovers were Kylie Fitts and Gianni Paul, who forced and recovered a fumble on the first series of the game, Dominique Hatfield (interception), and Lowell Lotulelei and Stevie Tu'ikolovatu, who forced and recovered the fumble that set up Utah's final touchdown.

Joe Williams rushed for 91 yards and two touchdowns and Travis Wilson scored on a 20-yard rush.

SCORING BY QUARTERS	1	2	3	4	FINAL
BYU	0	7	7	14	28
Utah	35	0	0	0	35

SCORING SUMMARY

UU - J. Williams 1 run (Phillips kick), 10:59, 1st
 UU - Carter 28 interception return (Phillips kick), 10:42, 1st
 UU - J. Williams 1 run (Phillips kick), 9:01, 1st
 UU - Hatfield 46 interception return (Phillips kick), 7:29, 1st
 UU - Wilson 20 run (Phillips kick), 4:38, 1st
 BYU - Peck 3 pass from Mangum (Samson kick), 00:36, 2nd
 BYU - Bernard 10 run (Samson kick), 10:02, 3rd
 BYU - Kurtz 5 pass from Mangum (Samson kick), 10:33, 4th
 BYU - Mangum 4 run (Samson kick), 3:23, 4th

TEAM STATISTICS

	BYU	UU
First Downs	21	14
Net Rushing	25-71	47-126
Passing	25-56-3	9-16-0
Passing Yards	315	71
Total Offense	81-386	63-197
Fumbles-Lost	2-2	0-0
Penalties	6-54	7-76
Interceptions-Yds	0-0	3-107-2
Punting	4-156	6-297
Punt Returns	2-13	0-0
Kickoff Returns	5-111	1-22
Time of Possession	26:52	33:08
Third Down Conversions	8-17	5-15
Fourth Down Conversions	2-2	2-4
Sacks By	3-18	4-20

INDIVIDUAL LEADERS

Rushing (Att-Yds-TD)—Utah: J. Williams 25-91-2, Wilson 15-23-1, Hackett 1-21-0. **BYU:** Bernard 7-58-1, Brown 5-12-0, Mangum 11-21-3.
Passing (Comp-Att-I-Yds-TD)—Utah: Wilson 9-16-0-71-0.
BYU: Mangum 25-56-3-315-2.
Receiving (No-Yds-TD)—Utah: J. Williams 2-22-0, Handley 2-16-0, Smith 1-15-0.
BYU: Houk 6-68-0, Juergens 5-55-0, Kurtz 4-56-1, Blackmon 3-97-0.
Kickoff Returns—Utah: Covey 1-22. **BYU:** Burt 5-111.
Punt Returns—Utah: None. **BYU:** Shelton 2-13.
Utah Defensive Leaders—Tackles: Paul 8, Thomas 6, Hatfield 5, Fauonuku 5.
Sacks: Fauonuku 1.0-8, Fanaika 1.0-8, Dimick 1.0-3, Fitts 1.0-1.
TFL: Mokofisi 2.0-5, Fauonuku 1.0-8, Fanaika 1.0-8, Paul 1.0-4.
Interceptions: Carter 2-61-1, Hatfield 1-46-1.

2016 FOSTER FARMS BOWL

Indiana	24	Inside The Game <i>Andy Phillips boots four field goals to back up Joe Williams' 200-yard rushing effort.</i>
Utah	26	
<i>Santa Clara, Calif. - Dec. 28, 2016</i>		

SANTA CLARA, Calif.—Foster Farms Bowl MVP Joe Williams ran for 222 yards and a touchdown and Andy Phillips kicked a 27-yard field goal with 1:24 to play to lead Utah past Indiana, 26-24.

After Indiana took a 24-23 lead with 10:10 on the clock, Williams put the team on his back—rushing four times for 64 yards to set up Phillips' game-winning kick. Phillips, who was 4-of-4 in field goals, scored all of Utah's second-half points with makes of 48, 41 and 27 yards.

Utah forced three IU turnovers, including an interception by Marcus Williams. Kavika Luafatasaga had a career-high 12 tackles (2 TFL) and had a pass breakup on the final play of the game.

SCORING BY QUARTERS	1	2	3	4	FINAL
Indiana	7	10	0	7	24
Utah	10	7	6	3	26

SCORING SUMMARY


IND - Paige 7 pass from Lagow (Oakes kick), 14:08, 1st
 UU - Phillips 30 field goal, 9:30, 1st
 UU - J. Williams 16 run (Phillips kick), 8:41, 1st
 UU - Huntley 1 run (Phillips kick), 9:14, 2nd
 IND - Oakes 24 field goal, 4:33, 2nd
 IND - Westbrook 36 pass from Diamont (Oakes kick), 1:38, 2nd
 UU - Phillips 48 field goal, 5:40, 3rd
 UU - Phillips 41 field goal, 00:30, 3rd
 IND - Redding 3 run (Oakes kick), 10:10, 4th
 UU - Phillips 27 field goal, 1:24, 4th

TEAM STATISTICS

	IND	UU
First Downs	22	21
Net Rushing	37-117	52-256
Passing	15-40-1	12-24-1
Passing Yards	224	214
Total Offense	77-341	76-470
Fumbles-Lost	2-2	4-3
Penalties	4-24	9-86
Interceptions-Yds	1-0	1-0
Punting	6-255	4-174
Punt Returns	2-12	5-35
Kickoff Returns	6-129	2-19
Time of Possession	24:37	35:23
Third Down Conversions	6-15	7-16
Fourth Down Conversions	1-1	1-1
Sacks By	5-30	3-23

INDIVIDUAL LEADERS

Rushing (Att-Yds-TD)—Utah: J. Williams 26-222-1, Huntley 8-23-1, Moss 6-19-0.
IND: Redding 17-72-1, Brookins 12-53-0.
Passing (Comp-Att-I-Yds-TD)—Utah: T. Williams 11-23-1-178-0, Huntley 1-1-0-36-0.
IND: Lagow 14-39-1-188-1, Diamont 1-1-0-36-1.
Receiving (No-Yds-TD)—Utah: Simpkins 4-58-0, Patrick 2-27-0, J. Williams 1-56-0, Fulks 1-36-0, S. Wilson 1-14-0.
IND: Westbrook 5-80-1, Paige 4-42-1, Jones 3-65-0.
Kickoff Returns—Utah: Fulks 2-19. **IND:** D. Williams 5-110, Brookins 1-19.
Punt Returns—Utah: Hobbs 5-35. **IND:** Paige 2-12.
Utah Defensive Leaders—Tackles: Luafatasaga 12, Tauteoli 10.
Sacks: Taumoepenu 2.0-14, Mokofisi 1.0-9.
TFL: Taumoepenu 2.0-14, Luafatasaga 2.0-10, Mokofisi 1.0-9.
Interceptions: M. Williams 1.



The University of Utah's first varsity football team in 1892.

RECORD BOOK

SEASON RECORD AND COACH

Coach: Unknown (0-1)	
1892.....	0-1
1893.....	0-0
Coach: Robert Harkness (1-2)	
1894.....	1-2
Coach: Walter Shoup (0-1)	
1895.....	0-1
Coach: C.B. Ferris (3-2)	
1896.....	3-2
Coach: Mr. Cummings (1-5)	
1897.....	1-5
Coach: Benjamin Wilson (2-1)	
1898.....	2-1
Coach: Charles Gatehouse (2-1)	
1899.....	2-1
Coach: Harvey R. Holmes (13-9-1)	
1900.....	2-2
1901.....	3-1
1902.....	5-2-1
1903.....	3-4
Coach: Joseph H. Maddock (28-9-1)	
1904.....	7-1
1905.....	6-2
1906.....	4-1
1907.....	4-2
1908.....	3-2-1
1909.....	4-1
Coach: Fred Bennion (16-8-3)	
1910.....	4-2
1911.....	5-1-1
1912.....	5-1-1
1913.....	2-4-1
Coach: Nelson H. Norgren (13-11)	
1914.....	3-3
1915.....	5-2
1916.....	3-2
1917.....	2-4
Coach: none (0-0)	
1918.....	0-0



Ike Armstrong (1925-49) still holds the school record for wins (141-55-15).

Coach: Thomas Fitzpatrick (23-17-3)	
1919.....	5-2
1920.....	1-5-1
1921.....	3-2-1
1922.....	7-1
1923.....	4-3
1924.....	3-4-1
Coach: Ike Armstrong (141-55-15)	
1925.....	6-2
1926.....	7-0
1927.....	3-3-1
1928.....	5-0-2
1929.....	7-0
1930.....	8-0
1931.....	7-2
1932.....	6-1-1
1933.....	5-3
1934.....	5-3
1935.....	4-3-1
1936.....	6-3
1937.....	5-3
1938.....	7-1-2
1939.....	6-1-2

1940.....	7-2
1941.....	6-0-2
1942.....	6-3
1943.....	0-7
1944.....	5-2-1
1945.....	4-4
1946.....	8-3
1947.....	8-1-1
1948.....	8-1-1
1949.....	2-7-1
Coach: Jack Curtice (45-32-4)	
1950.....	3-4-3
1951.....	7-4
1952.....	6-3-1
1953.....	8-2
1954.....	4-7
1955.....	6-3
1956.....	5-5
1957.....	6-4
Coach: Ray Nagel (42-39-1)	
1958.....	4-7
1959.....	5-5
1960.....	7-3
1961.....	6-4
1962.....	4-5-1
1963.....	4-6
1964.....	9-2
1965.....	3-7

Coach: Mike Giddings (9-12)	
1966.....	5-5
1967.....	4-7

Coach: Bill Meek (33-31)	
1968.....	3-7
1969.....	8-2
1970.....	6-4
1971.....	3-8
1972.....	6-5
1973.....	7-5

Coach: Tom Lovat (5-28)	
1974.....	1-10
1975.....	1-10
1976.....	3-8

Coach: Wayne Howard (30-24-2)	
1977.....	3-8
1978.....	8-3
1979.....	6-6
1980.....	5-5-1
1981.....	8-2-1

Coach: Chuck Stobart (16-17-1)	
1982.....	5-6
1983.....	5-6
1984.....	6-5-1

Coach: Jim Fassel (25-33)	
1985.....	8-4
1986.....	2-9
1987.....	5-7
1988.....	6-5
1989.....	4-8

Coach: Ron McBride (88-63)	
1990.....	4-7
1991.....	7-5
1992.....	6-6
1993.....	7-6
1994.....	10-2
1995.....	7-4
1996.....	8-4
1997.....	6-5
1998.....	7-4
1999.....	9-3
2000.....	4-7
2001.....	8-4
2002.....	5-6

Coach: Urban Meyer (22-2)	
2003.....	10-2
2004*.....	12-0
<i>*Co-head coach in 2005 Fiesta Bowl</i>	

Coach: Kyle Whittingham (104-50)	
2004*.....	1-0
2005.....	7-5
2006.....	8-5
2007.....	9-4
2008.....	13-0
2009.....	10-3
2010.....	10-3
2011.....	8-5
2012.....	5-7
2013.....	5-7
2014.....	9-4
2015.....	10-3
2016.....	9-4
<i>*Co-head coach in 2005 Fiesta Bowl</i>	

UTAH'S ALL-TIME FOOTBALL RECORD

Category	W	L	T	Pct.
Overall	661	453	31	.591
Home	400	188	16	.675
Rice-Eccles Stadium*	82	31	0	.726
Road	239	248	12	.491
Neutral	22	17	3	.560
Conference	405	241	19	.623
Pac-12 Conference	25	29	0	.463
Bowl Games	16	4	0	.800
Homecoming	59	33	4	.635
Overtime	9	8	0	.529

*Ute or Rice Stadium from 1927-97; Rice-Eccles Stadium, 1998-present

CONFERENCE FINISHES

ROCKY MOUNTAIN CONFERENCE

Year	Utah Finish	Champion
1910	4th-T	Colorado College
1911	2nd	Colorado
1912	1st	Utah
1913	4th	Colorado
1914	5th	Colorado Mines
1915	2nd-T	Colorado A.C.
1916	3rd-T	Colorado A.C.
1917	5th-T	Utah A.C., Denver
1918	No games due to World War I	
1919	1st-T	Utah, Colorado A.C.
1920	5th	Colorado A.C.
1921	3rd	Utah A.C.
1922	1st	Utah
1923	6th	Colorado
1924	6th	Colorado
1925	2nd-T	Colorado A.C.
1926	1st	Utah
1927	3rd-T	Colorado A.C.
1928	1st	Utah
1929	1st	Utah
1930	1st	Utah
1931	1st	Utah
1932	1st	Utah
1933	1st-T	Utah, Denver Colorado A.C.
1934	5th	Colorado, Colorado A.C. Colorado Teachers
1935	3rd	Utah State, Colorado
1936	3rd	Utah State
1937	2nd-T	Colorado

BIG SEVEN CONFERENCE

Year	Utah Finish	Champion
1938	1st	Utah
1939	2nd	Colorado
1940	1st	Utah
1941	1st	Utah
1942	1st-T	Utah, Colorado
1943	2nd	Colorado
1944	3rd	Colorado
1945	3rd	Denver
1946	3rd	Utah State, Denver
1947	1st	Utah

SKYLINE CONFERENCE

Year	Utah Finish	Champion
1948	1st	Utah
1949	4th	Wyoming
1950	3rd	Wyoming
1951	1st	Utah
1952	1st	Utah
1953	1st	Utah
1954	4th-T	Denver
1955	2nd	Colorado A&M
1956	2nd	Wyoming
1957	1st	Utah
1958	5th	Wyoming
1959	4th	Wyoming
1960	3rd	Utah State, Wyoming
1961	3rd-T	Utah State

WESTERN ATHLETIC CONFERENCE

Year	Utah Finish	Champion
1962	5th	New Mexico
1963	2nd-T	New Mexico
1964	1st-T	Utah, New Mexico Arizona
1965	5th	Brigham Young
1966	2nd-T	Wyoming
1967	4th	Wyoming
1968	5th	Wyoming
1969	2nd	Arizona State
1970	3rd	Arizona State
1971	4th-T	Arizona State
1972	2nd-T	Arizona State
1973	3rd	Arizona, Arizona State
1974	7th	Brigham Young
1975	6th	Arizona State
1976	4th	Brigham Young Wyoming
1977	6th-T	Brigham Young Arizona State
1978	2nd-T	Brigham Young
1979	2nd-T	Brigham Young
1980	3rd	Brigham Young
1981	3rd	Brigham Young
1982	6th	Brigham Young
1983	6th-T	Brigham Young
1984	4th-T	Brigham Young
1985	3rd	Air Force Brigham Young
1986	9th	San Diego State
1987	7th	Wyoming
1988	5th	Wyoming
1989	7th	Brigham Young
1990	7th	Brigham Young
1991	4th	Brigham Young
1992	5th-T	Brigham Young Fresno State, Hawaii
1993	4th	Brigham Young Fresno State, Wyoming
1994	2nd-T	Colorado State
1995	1st-T	Utah, Air Force Brigham Young Colorado State
1996	2nd-T*	Brigham Young*
1997	2nd-T*	New Mexico*
1998	3rd-T*	Brigham Young San Diego State*

* - WAC Division Play (Mountain - '96, '97; Pacific - '98)

MOUNTAIN WEST CONFERENCE

Year	Utah Finish	Champion
1999	1st-T	Utah, Colorado State Brigham Young
2000	5th-T	Colorado State
2001	3rd-T	Brigham Young
2002	5th-T	Colorado State
2003	1st	Utah
2004	1st	Utah
2005	4th-T	TCU
2006	3rd-T	Brigham Young
2007	3rd-T	Brigham Young
2008	1st	Utah
2009	3rd	TCU
2010	2nd	TCU

PAC-12 CONFERENCE

Year	Utah Finish	Champion
2011	3rd-T*	USC*
2012	5th*	UCLA*
2013	5th*	Arizona State*
2014	5th*	Arizona*
2015	1st-T*	USC, Utah*
2016	3rd*	Colorado*

* - Pac-12 South Division

UTAH CONFERENCE CHAMPIONSHIP TEAM CAPTAINS

Rocky Mountain Conference (10)

- 1912—captain unknown
- 1919—captain unknown
- 1922—Neil Smith
- 1926—Thornton Morris
- 1928—Alton Carman
- 1929—Bob Davis
- 1930—Ray Price
- 1931—Frank Christensen
- 1932—Frank Christensen
- 1933—Harold Davies

Big Seven Conference (5)

- 1938—Barney McGarry
- 1940—Rex Geary
- 1941—Charles Hansen
- 1942—tie with Colorado; Burt Davis
- 1947—no captain

Skyline Conference (5)

- 1948—no captain
- 1951—Weston Gardner
- 1952—Kay Bernson, Jim Dublinski
- 1953—Dick Bubak, Jack Cross, Don Jensen
- 1957—Bob Lee, Larry Amizich

Western Athletic Conference (2)

- 1964—Pokey Allen, captain; Roy Jefferson, alternate
- 1995—Henry Lusk, Harold Lusk, Jeff Kirkman, Henry Kaufusi, Brandon Jones, Daniel Pulsipher

Mountain West Conference (4)

- 1999—Mike Anderson, Omar Bacon, Josh Cochran, Colby Knight, John Frank, Kautai Olevao
- 2003—Thomas Herrion, Ray Holdcraft, Jason Kaufusi, Dave Revill, Josh Savage
- 2004—Bo Nagahi, Sione Pouha, Morgan Scalley, Alex Smith, Paris Warren
- 2008—Robert Conley, Brian Johnson, Brice McCain, Louie Sakoda, Stevenson Sylvester

UTAH IN THE NATIONAL POLLS

1947

Date	AP	Coaches	Opponent (rank)	Result	Site
11-10	18	NR	Idaho	L, 7-6	N

1994

Date	AP	Coaches	Opponent (rank)	Result	Site
10-2	25	21	San Diego State	W, 38-22	A
10-9	21	18	Hawaii	W, 14-3	H
10-16	18	15	Colorado State (12)	W, 45-31	A
10-23	12	11	UTEP	W, 52-7	H
10-30	9	8	New Mexico	L, 21-23	A
11-6	12	14	Air Force	L, 33-40	A
11-13	21	20	Brigham Young (20)	W, 34-31	H
11-20	15	13	no game		
11-27	12	13	no game		
12-4	14	12	Arizona (15)	W, 16-13	N
1-3-95	10	8	Final 1994 rank		

1996

Date	AP	Coaches	Opponent (rank)	Result	Site
9-9	--	25	Stanford	W, 17-10	A
9-29	24	24	UTEP	W, 34-27	A
10-14	24	25	TCU	W, 21-7	H
10-21	21	22	Tulsa	W, 45-19	H
10-28	20	19	Rice	L, 10-51	A

2003

Date	AP	Coaches	Opponent (rank)	Result	Site
10-19	24	23	New Mexico	L, 35-47	H
12-7	25	25	Southern Miss.	W, 17-0	N
1-5-04	21	21	Final 2003 rank		



Sombreros were the headgear of choice as fans swarmed the field to celebrate Utah's win over BYU in 2004. The victory closed out an undefeated season locked up a Fiesta Bowl berth as the Utes became the first BCS buster.



On its way to a 13-0 season in 2008, No. 10 Utah defeated No. 11 TCU 13-10 on Nov. 2 in Salt Lake City. Brian Johnson found Freddie Brown for the game-winning touchdown with 48 seconds remaining.

2004

Date	AP	Coaches	BCS	Opponent (rank)	Result	Site
Preseason	--	21		no game		
8-29	20	19		Texas A&M	W, 41-21	H
9-5	17	16		Arizona	W, 23-6	A
9-12	15	14		Utah State	W, 48-6	A
9-19	14	14		Air Force	W, 49-35	H
9-26	14	14		New Mexico	W, 28-7	A
10-3	11	11		no game		
10-10	11	10		North Carolina	W, 46-16	H
10-17	9	10	7	UNLV	W, 63-28	H
10-24	9	10	6	San Diego State	W, 51-28	A
10-31	7	8	6	Colorado State	W, 63-31	H
11-7	7	8	6	Wyoming	W, 45-28	A
11-14	5	6	6	Brigham Young	W, 52-21	H
11-21	5	6	6	no game		
11-28	5	6	6	no game		
12-5	5	6	6	Pittsburgh (19)	W, 35-7	N
1-4-05	4	5		Final 2004 rank		

2008

Date	AP	Coaches	BCS	Opponent (rank)	Result	Site
9-2	22	23		UNLV	W, 42-21	H
9-7	22	22		Utah State	W, 58-10	A
9-14	20	20		Air Force	W, 30-23	A
9-21	17	17		Weber State	W, 37-21	H
9-28	15	15		Oregon State	W, 31-28	H
10-5	14	13		Wyoming	W, 40-7	A
10-12	14	13		Colorado State	W, 49-16	H
10-19	12	12	11	no game		
10-26	10	9	10	New Mexico	W, 13-10	A
11-2	10	9	8	TCU (11)	W, 13-10	H
11-9	8	7	7	San Diego State	W, 63-14	A
11-16	8	7	7	Brigham Young (16)	W, 48-24	H
11-23	8	7	6	no game		
11-30	7	7	6	no game		
12-7	7	7	6	no game		
1-2-09	7	7		Alabama (4)	W, 31-17	N
1-8-09	2	4		Final 2008 rank		

UTAH IN THE NATIONAL POLLS

2009

Date	AP	Coaches	BCS	Opponent (rank)	Result	Site
Preseason	19	18		Utah State	W, 35-17	H
9-8	17	17		San Jose	W, 24-14	A
9-13	18	16		Oregon	L, 31-24	A
10-11	24	NR		UNLV	W, 35-15	A
10-18	19	20		Air Force	W, 23-16 (OT)	H
10-25	19	19		Wyoming	W, 22-10	H
11-1	17	16		New Mexico	W, 45-14	H
11-8	16	14		TCU (4)	L, 55-28	A
11-15	23	23	21	San Diego State	W, 38-7	H
11-22	22	21	19	Brigham Young (18)	L, 26-23 OT	A
11-29	NR	25	25	no game		
12-6	23	24	23	no game		
12-23	23	24	23	California	W, 37-27	N
1-8-10	18	18		Final 2009 rank		

2010

Date	AP	Coaches	BCS	Opponent (rank)	Result	Site
Preseason	NR	24		Pittsburgh (15)	W, 27-24 OT	H
9-7	20	20		UNLV	W, 38-10	H
9-12	14	14		New Mexico	W, 56-14	A
9-19	13	13		San Jose State	W, 56-3	H
9-26	13	12		no game		
10-3	10	10		Iowa State	W, 68-27	A
10-10	11	10		Wyoming	W, 30-7	A
10-17	9	9	9	Colorado State	W, 59-6	H
10-24	8	7	8	Air Force	W, 28-23	A
10-31	6	6	5	TCU (4/3 BCS)	L, 7-47	H
11-7	15	15	14	Notre Dame	L, 3-28	A
11-14	25	24	23	San Diego State	W, 38-34	A
11-21	23	22	20	Brigham Young	W, 17-16	H
11-28	21	21	20	no game		
12-22	20	19	19	Boise State	L, 3-26	N
1-11-11	NR	23		Final 2010 rank		



Travis Wilson fired a pass to Kaelin Clay in the end zone with :08 remaining as No. 19 Utah knocked off No. 20 USC 24-21 in 2014 at Rice-Eccles Stadium.

2014

Date	AP	Coaches	CFP	Opponent (rank)	Result	Site
10-5	24	NR		no game		
10-12	20	23		Oregon State	W, 29-23 (2OT)	A
10-19	19	19		USC (20)	W, 24-21	H
10-26/28	18	18	17	ASU (15)	L, 16-19 OT	A
11-2/4	20	22	17	Oregon (5)	L, 27-51	H
11-9/11	25		23	Stanford	W, 20-17 (2OT)	A
11-16/18	20	21	17	Arizona (15)	L, 42-10	H
11-25		25		Colorado	W, 38-34	A
11-30/12-2	24		23	no game		
12-20	23	25	22	Colorado State	W, 45-10	N
1-13-15	21	20		Final 2014 rank		

2015

Date	AP	Coaches	CFP	Opponent (rank)	Result	Site
9-8	24	25		Utah State	W, 24-14	H
9-13	21	21		Fresno State	W, 45-24	A
9-20	18	17		Oregon (13)	W, 62-20	A
9-27	10	12		no game		
10-4	5	7		California (23)	W, 30-24	H
10-11	4	7		Arizona State	W, 34-18	H
10-18	3	7		USC	L, 42-24	A
10-25	13	14		Oregon State	W, 27-12	H
11-1	14	14	12	Washington	W, 34-23	A
11-8	10	13	10	Arizona	L, 37-30 (2OT)	A
11-15	18	18	13	UCLA	L, 17-9	H
11-22	NR	25	23	Colorado	W, 20-14	H
11-29	21	20	24	no game		
12-6	20	20	22	no game		
12-19	20	20	22	Brigham Young	W, 35-28	N
1-12-16	17	16	22	Final 2015 rank		

2016

Date	AP	Coaches	CFP	Opponent (rank)	Result	Site
9-18	24	23		USC	W, 31-27	H
9-25	18	18		California	L, 28-23	A
10-2	24	24		Arizona	W, 36-23	H
10-10	21	21		Oregon State	W, 19-14	A
10-16	19	18		UCLA	W, 53-45	A
10-23	17	16		Washington (4)	L, 31-24	H
10-30/11-1	16	16	16	No Game		
11-7/11-8	13	12	15	Arizona State	W, 49-26	A
11-13/11-15	11	11	12	Oregon	L, 30-28	H
11-20	21	20	22	Colorado (9)	L, 27-22	A
11-27	24	24	20	no game		
12-4	23	19		Indiana	W, 28-26	N
1-10-17	23	21		Final 2016 rank		

UTAH AGAINST RANKED OPPONENTS

Year	Opponent	Opp. A.P.	Result	H/A/N	Utah AP
1936	Texas A&M	15	L, 20-7	H	--
1945	Oklahoma A&M	15	L, 46-6	H	--
1949	Pacific	19	L, 45-6	A	--
1956	UCLA	17	L, 13-7	A	--
1957	Army	8	L, 39-33	A	--
1958	Air Force	14	L, 16-14	A	--
1959	UCLA	20	L, 21-6	A	--
1961	Colorado	8	W, 21-12	A	--
1968	Nebraska	14	L, 31-0	A	--
1968	Oregon State	18	L, 24-21	H	--
1970	Arizona State	11	L, 37-14	A	--
1971	Arizona State	15	L, 41-21	H	--
1971	Houston	15	L, 42-16	A	--
1973	Texas Tech	20	L, 29-22	A	--
1973	UCLA	16	L, 66-16	A	--
1973	Arizona State	8	W, 36-31	H	--
1974	Arizona	12	L, 41-8	H	--
1974	Arizona State	15	L, 32-0	A	--
1975	Arizona State	10	L, 40-14	H	--
1975	Arizona	11	L, 38-14	A	--
1977	Oklahoma	5	L, 62-24	A	--
1977	Houston	19	L, 34-16	H	--
1977	Brigham Young	14	L, 38-8	A	--
1979	Washington	14	L, 41-7	A	--
1979	Brigham Young	10	L, 27-0	A	--
1980	Nebraska	8	L, 55-9	A	--
1980	Brigham Young	13	L, 56-6	H	--
1981	Arizona State	20	L, 52-10	A	--
1981	Brigham Young	18	L, 56-28	A	--
1982	Arizona State	15	L, 23-10	A	--
1982	Texas	18	L, 21-12	A	--
1983	Brigham Young	9	L, 55-7	A	--
1984	Brigham Young	3	L, 24-14	H	--
1985	Brigham Young	11	L, 38-28	A	--
1986	Arizona State	9	L, 52-7	A	--
1988	Wyoming	12	L, 61-18	A	--
1989	Nebraska	4	L, 42-30	A	--
1989	Brigham Young	21	L, 70-31	A	--
1990	Brigham Young	5	L, 45-22	H	--
1992	Nebraska	11	L, 49-22	A	--
1992	Washington State	18	L, 31-28	N	--



One of Utah's first wins over a ranked team came against No. 8 Arizona State in 1973. In a Western Athletic Conference battle, the Utes took advantage of early turnovers to build a 30-3 first half lead and claim a 36-31 victory.



Hunter Dimick (#49) leads a salute to Ute fans in attendance at the Rose Bowl, where Utah recorded its first-ever road win over No. 8 UCLA in 2014.

Year	Opponent	Opp. A.P.	Result	H/A/N	Utah AP
1994	Colorado State	12	W, 45-31	A	18
1994	Brigham Young	20	W, 34-31	H	21
1994	Arizona	15	W, 16-13	N	14
1996	Kansas	20	W, 45-42	H	--
1996	Brigham Young	8	L, 37-17	H	--
1999	Brigham Young	19	W, 20-17	A	--
2001	Oregon	7	L, 24-10	A	--
2001	Brigham Young	8	L, 24-21	A	--
2002	Michigan	14	L, 10-7	A	--
2003	Oregon	19	W, 17-13	H	--
2005*	Pittsburgh	19	W, 35-7	N	5
2005	Georgia Tech	24	W, 38-10	N	--
2006	Boise State	22	L, 36-3	H	--
2006	Brigham Young	21	L, 33-31	H	--
2007	UCLA	11	W, 44-6	H	--
2007	Brigham Young	23	L, 17-10	A	--
2008	TCU	11	W, 13-10	H	10
2008	Brigham Young	16	W, 48-24	H	8
2009+	Alabama	4	W, 31-17	N	7
2009	TCU	4	L, 55-28	A	16
2009	Brigham Young	18	L, 26-23 OT	A	22
2010	Pittsburgh	15	W, 27-24 OT	H	--
2010	TCU	4	L, 47-7	H	6
2010	Boise State	10	L, 26-3	N	20
2011	Arizona State	22	L, 35-14	H	22
2012	Brigham Young	25	W, 24-21	H	--
2012	USC	13	L, 38-28	H	--
2012	Oregon State	8	L, 21-7	A	--
2013	UCLA	12	L, 34-27	H	--
2013	Stanford	5	W, 27-21	H	--
2013	Arizona State	23	L, 20-19	H	--
2013	Oregon	6	L, 44-21	A	--
2014	UCLA	8	W, 30-28	A	--
2014	USC	20	W, 24-21	H	19
2014	Arizona State	15	L, 19-16 OT	A	18
2014	Oregon	5	L, 51-27	H	20
2014	Arizona	15	L, 42-10	H	20
2015	Oregon	13	W, 62-20	A	18
2015	California	23	W, 30-24	H	5
2016	Washington	4	L, 31-24	H	17
2016	Colorado	9	L, 27-22	A	21

*2004 season (Fiesta Bowl); +2008 season (Sugar Bowl)
Bold indicates Utah wins

UTES ON NETWORK TV

1981

11-7 New Mexico (T) ABC

1983

10-15 Wyoming (W) ABC

1991

10-26 San Diego State (L) ABC

1992

12-29 Washington State (L) ESPN

1993

12-30 Southern California (L) Raycom

1994

10-22 Colorado State (W) ABC

12-27 Arizona (W) Raycom

1995

11-18 Brigham Young (W) ABC

1996

9-7 Stanford (W) ABC

9-28 Kansas (W) ESPN2

11-9 New Mexico (W) ESPN2

11-23 Brigham Young (L) ESPN

12-27 Wisconsin (L) ESPN

1997

9-13 TCU (W) ESPN2

10-2 Fresno State (L) ESPN

11-22 Brigham Young (W) ABC

1998

11-21 Brigham Young (L) ESPN2

1999

10-16 Air Force (W) ESPN2

10-23 San Diego State (W) ESPN+Plus

10-28 Colorado State (L) ESPN

11-6 Wyoming (L) ESPN2

11-13 New Mexico (W) ESPN+Plus

11-20 Brigham Young (W) ESPN+Plus

12-18 Fresno State (W) ESPN2

2000

9-2 Arizona (L) ESPN2

9-23 Air Force (L) ABC

10-14 San Diego State (W) ESPN+Plus

10-28 New Mexico (L) ESPN+Plus

11-4 UNLV (W) ESPN+Plus

2001

9-29 New Mexico (W) ESPN+Plus

10-20 Wyoming (W) ESPN+Plus

10-27 Colorado State (L) ESPN+Plus

11-3 UNLV (W) ESPN+Plus

11-17 Brigham Young (L) ESPN2

12-25 Southern California (W) ABC

2002

9-21 Michigan (L) ESPN

9-28 Air Force (L) ESPN+Plus

10-19 Colorado State (L) ESPN+Plus

10-26 New Mexico (L) ESPN+Plus

11-23 Brigham Young (W) ESPN+Plus

2003

9-11 California (W) ESPN

10-3 Oregon (W) ESPN2

10-18 UNLV (W) ESPN+Plus

10-25 New Mexico (L) ESPN+Plus

11-1 Air Force (W) ESPN2

11-22 Brigham Young (W) ESPN+Plus

12-31 Southern Mississippi (W) ESPN

2004

9-2 Texas A&M (W) ESPN

9-25 Air Force (W) ESPN+Plus

10-1 New Mexico (W) ESPN2

11-6 Colorado State (W) ESPN2

11-13 Wyoming (W) ABC

11-20 Brigham Young (W) ESPN2

1-1 Pittsburgh (W) ABC

2005

9-2 Arizona (W) ESPN

9-15 TCU (L) ESPN

9-22 Air Force (W) ESPN

10-15 San Diego State (W) ABC

10-22 UNLV (W) ABC

11-19 Brigham Young (W) ESPN+Plus

12-29 Georgia Tech (W) ESPN

2006

9-2 UCLA (L) FSN

9-9 Northern Arizona (W) The Mtn.

9-23 San Diego State (W) The Mtn.

9-30 Boise State (L) VERSUS

10-5 TCU (W) VERSUS

10-14 Wyoming (L) The Mtn.

10-19 New Mexico (L) The Mtn.

10-28 UNLV (W) The Mtn.

11-11 Colorado State (W) VERSUS

11-18 Air Force (W) The Mtn.

11-25 Brigham Young (L) CSTV/Mtn.

12-23 Tulsa (W) ESPN

2007

8-10 Oregon State (L) FSN

9-8 Air Force (L) The Mtn.

9-15 UCLA (W) VERSUS

9-22 UNLV (L) The Mtn.

9-29 Utah State (W) The Mtn.

10-5 Louisville (W) ESPN

10-18 TCU (W) VERSUS

10-27 Colorado State (W) The Mtn.

11-10 Wyoming (W) CSTV

11-17 New Mexico (W) The Mtn.

11-24 Brigham Young (L) CSTV/VS/Mtn.

12-20 Navy (W) ESPN

2008

8-30 Michigan (W) ABC/ESPN2

9-6 UNLV (W) The Mtn.

9-20 Air Force (W) VERSUS

10-2 Oregon State (W) VERSUS

10-11 Wyoming (W) The Mtn.

10-18 Colorado State (W) The Mtn.

11-1 New Mexico (W) The Mtn.



ABC televised No. 18 Utah's 45-31 win over No. 12 Colorado State on Oct. 16, 1994 in Fort Collins. Harold Lusk intercepted a pass in the final minutes and took it 100-plus yards the other way for the victory-sealing touchdown.

11-6 TCU (W) CBS Sports Net
 11-15 San Diego State (W) The Mtn.
 11-22 Brigham Young (W) The Mtn.
 1-2 Alabama (W) FOX

2009

9-3 Utah State (W) The Mtn.
 9-12 San Jose State (W) ESPN
 9-19 Oregon (L) ESPN
 9-26 Louisville (W) CBS Sports Net
 10-10 Colorado State (W) The Mtn.
 10-17 UNLV (W) The Mtn.
 10-24 Air Force (W) VERSUS
 10-31 Wyoming (W) The Mtn.
 11-7 New Mexico (W) The Mtn.
 11-14 TCU (L) CBS Sports Net
 11-21 San Diego State (W) VERSUS
 11-28 Brigham Young (L) CBS SN/The Mtn.
 12-23 California (W) ESPN

2010

9-2 Pittsburgh (W) VERSUS
 9-11 UNLV (W) The Mtn.
 9-18 New Mexico (W) The Mtn.
 10-9 Iowa State (W) FCS
 10-16 Wyoming (W) The Mtn.
 10-23 Colorado State (W) The Mtn.
 10-30 Air Force (W) CBS Sports Net
 11-6 TCU (L) CBS Sports Net
 11-13 Notre Dame (L) NBC
 11-20 San Diego State (W) The Mtn.
 11-27 Brigham Young (W) CBS SN/The Mtn.
 12-22 Boise State (L) ESPN

UTES ON NETWORK TV

2011

9-10	USC (L)	VERSUS
9-17	BYU (W)	ESPN2
10-1	Washington (L)	FSN
10-8	Arizona State (L)	FSN
10-15	Pittsburgh (W)	ESPN2
11-5	Arizona (W)	FCS
11-19	Washington State (W)	FCS
11-25	Colorado (L)	FSN
12-31	Georgia Tech (W)	CBS

2012

8-30	Northern Colorado (W)	Pac-12 Networks
9-7	Utah State (L)	ESPN2
9-15	Brigham Young (W)	ESPN2
9-22	Arizona State (L)	Pac-12 Networks
10-4	USC (L)	ESPN
10-13	UCLA (L)	FOX
10-20	Oregon State (L)	ESPN2
10-27	California (W)	Pac-12 Networks
11-3	Washington State (W)	Pac-12 Networks
11-10	Washington (L)	Pac-12 Networks
11-17	Arizona (L)	ESPN2
11-23	Colorado (W)	FX

2013

8-29	Utah State (W)	FOX Sports 1
9-7	Weber State (W)	Pac-12 Networks
9-14	Oregon State (L)	FOX Sports 1
9-21	Brigham Young (W)	ESPN2
10-3	UCLA (L)	FOX Sports 1
10-12	Stanford (W)	Pac-12 Networks
10-19	Arizona (L)	Pac-12 Networks
10-26	USC (L)	Pac-12 Networks
11-9	Arizona State (L)	Pac-12 Networks
11-16	Oregon (L)	FOX Sports 1
11-23	Washington State (L)	Pac-12 Networks
11-30	Colorado (W)	Pac-12 Networks



ESPN's College Gameday has visited Utah's campus in each of the last two seasons. The Gameday crew and Utah Jazz legend John Stockton (center) broadcast live from President's Circle prior to the Utes' Top 25 showdown with California in 2015.

2014

8-28	Idaho State (W)	Pac-12 Networks
9-6	Fresno State (W)	Pac-12 Networks
9-20	Michigan (W)	ABC/ESPN2
9-27	Washington State (L)	Pac-12 Networks
10-4	UCLA (W)	ESPN
10-16	Oregon State (W)	FOX Sports 2
10-25	USC (W)	FOX Sports 1
11-1	Arizona State (L)	FOX Sports 1
11-8	Oregon (L)	ESPN
11-15	Stanford (W)	Pac-12 Networks
11-22	Arizona (L)	ESPN
11-29	Colorado (W)	Pac-12 Networks
12-20	Colorado State (W)	ABC

2015

9-3	Michigan (W)	FOX Sports 1
9-11	Utah State (W)	ESPN2
9-19	Fresno State (W)	CBS Sports Net
9-26	Oregon (W)	FOX
10-10	California (W)	ESPN
10-17	Arizona State (W)	ESPN
10-24	USC (L)	FOX
10-31	Oregon State (W)	Pac-12 Networks
11-7	Washington (W)	FOX
11-14	Arizona (L)	FOX Sports 1
11-21	UCLA (L)	FOX
11-28	Colorado (W)	Pac-12 Networks
12-19	BYU (W)	ABC

2016

9-1	Southern Utah (W)	Pac-12 Networks
9-10	Brigham Young (W)	FOX
9-17	San Jose State (W)	CBS/ESPN
9-23	USC (W)	FOX Sports 1

10-1	California (L)	Pac-12 Networks
10-8	Arizona (W)	FOX Sports 1
10-15	Oregon State (W)	Pac-12 Networks
10-22	UCLA (W)	FOX
10-29	Washington (L)	FOX Sports 1
11-10	Arizona State (W)	FOX Sports 1
11-19	Oregon (L)	Pac-12 Networks
11-26	Colorado (L)	FOX
12-28	Indiana (W)	FOX

UTAH'S RECORD ON NETWORK TV

ABC	14-2-1
CBS	1-0
CBS Sports Network	6-3
CSTV	1-2
ESPN	13-12
ESPN2	16-6
ESPN+Plus	13-6
ESPNU	2-1
FCS	3-0
FOX	6-4
FOX Sports 1	6-6
FOX Sports 2	1-0
FX	1-0
FSN	0-5
NBC	0-1
Pac-12 Networks	14-9
Raycom	1-1
The Mtn.	24-7
VERSUS	9-3
Totals	130-68-1



Fox Sports 1 televised Michigan's first visit to Salt Lake City in 2015. Justin Thomas' fourth-quarter interception locked up a 24-17 victory.


SINGLE GAME LEADERS

RUSHING

332	Joe Williams vs. UCLA, 2016
254*	Mike Anderson vs. Fresno State, 1999
248	Eddie Johnson vs. UTEP, 1984
236	Chris Fuamatu-Ma'afala vs. UTEP, 1996
232	Del Rodgers vs. Wyoming, 1981
229	Marty Johnson vs. Indiana, 2002
229	Devontae Booker vs. Oregon State, 2014
226	Dameon Hunter vs. Air Force, 2001
224	Eddie Johnson vs. Colorado State, 1984
222	Devontae Booker vs. California, 2015
222	Joe Williams vs. Indiana, 2016
215	Carl Monroe vs. UTEP, 1982
207	Carl Monroe vs. Hawaii, 1982
205	John White vs. Oregon State, 2011
204	Mike Anderson vs. New Mexico, 1999
197	Juan Johnson vs. Tulsa, 1996
194	Brandon Warfield vs. Brigham Young, 2002
193	Brandon Warfield vs. Air Force, 2002
191	Don Peterson vs. Wyoming, 1952
191	Keith Williams vs. New Mexico, 1991
190	Juan Johnson vs. Oregon, 1997
187	Del Rodgers vs. UNLV, 1980
187	Joe Williams vs. Colorado, 2015
185	John White vs. Washington State, 2011
182	Eddie Johnson vs. New Mexico, 1986
182	Chris Fuamatu-Ma'afala vs. TCU, 1996
181	Brandon Warfield vs. Texas A&M, 2003
181	Joe Williams vs. Arizona State, 2016
180	Chris Fuamatu-Ma'afala vs. Utah State, 1995
178	Devontae Booker vs. Washington State, 2014
177	Dameon Hunter vs. New Mexico, 2001
176	Marty Johnson vs. Utah State, 2002
174	John White vs. BYU, 2011
173	Del Rodgers vs. Brigham Young, 1981
173	Brandon Warfield vs. Utah State, 2003
172	Eddie Lewis vs. Washington State, 1985
172	Joe Williams vs. Washington, 2016
171	John White vs. Pittsburgh, 2011
170	Joe Williams at Oregon State, 2016
169	Eddie Johnson vs. Hawaii, 1986
169	Chris Fuamatu-Ma'afala vs. Fresno State, 1996
168	John White vs. Colorado, 2012
167	Floyd Hodge vs. Wyoming, 1979
167	Carl Monroe vs. Montana State, 1982
167	John White vs. UCLA, 2011
166	Eddie Lewis vs. New Mexico, 1985
164	Dameon Hunter vs. Indiana, 2001
164	Brandon Warfield vs. Wyoming, 2002
163	Mike Anderson vs. San Jose State, 1998
163	Darrell Mack vs. Louisville, 2007
162	Devontae Booker vs. Colorado State, 2014
160	Steve Marshall vs. Colorado State, 1972
160	Carl Monroe vs. UNLV, 1982
159	Clifton Smith vs. UTEP, 1989
159	Pierre Jones vs. Hawaii, 1992
157	Gene Belczyk vs. Arizona, 1972
156	Jamal Anderson vs. San Diego State, 1993
156	Matt Asiata vs. Colorado State, 2009
156	Devontae Booker vs. UCLA, 2014
156	DeVontae Booker at Fresno State, 2015
155	Quinton Ganthier vs. UNLV, 2005
154*	Ron Coleman vs. West Virginia, 1964
154	Dave Smith vs. Brigham Young, 1969
154	Gene Belczyk vs. UTEP, 1971
151	Del Rodgers vs. Northwestern, 1981
151	Darrell Mack vs. Colorado State, 2007
150	Frank Nelson vs. San Francisco, 1946
150	Mike Anderson vs. Utah State, 1998
150	Mike Anderson vs. Wyoming, 1998
150	John White vs. Montana State, 2011
150	DeVonte Booker vs. Washington, 2015

PASSING

631	Scott Mitchell vs. Air Force, 1988
511	Scott Mitchell vs. Idaho State, 1988
492	Larry Egger vs. UTEP, 1986
476	Larry Egger vs. Air Force, 1986
476	Mike Fouts vs. Kansas, 1996
459	Mike McCoy vs. Air Force, 1993
453	Scott Mitchell vs. UTEP, 1988
447	Mike McCoy vs. Hawai'i, 1993
440	Brett Elliott vs. New Mexico, 2002
434	Mike McCoy vs. Brigham Young, 1993
417	Brian Johnson vs. San Diego State, 2005
409	Scott Mitchell vs. San Diego State, 1989
406	Chris Mendonca vs. Utah State, 1987
403	Frank Dolce vs. Oregon State, 1992
399	Randy Gomez vs. New Mexico, 1977
394	Scott Mitchell vs. Utah State, 1989
393	Mike Richmond vs. Brigham Young, 1989
391	Mike McCoy vs. UTEP, 1994
389	Scott Mitchell vs. Hawaii, 1988
389	Mike McCoy vs. San Diego State, 1993
388	Scott Mitchell vs. Stanford, 1989
385	Scott Mitchell vs. Utah State, 1988
384	Scott Mitchell vs. Brigham Young, 1988
384	Brian Johnson vs. Wyoming, 2005
383	Chris Mendonca vs. New Mexico, 1987
383	Scott Mitchell vs. San Diego State, 1988
381	Brett Ratliff vs. Georgia Tech, 2005
377	Mike McCoy vs. Colorado State, 1993
376	Frank Dolce vs. Utah State, 1992
374	Scott Mitchell vs. Wyoming, 1989
373	Frank Dolce vs. Hawai'i, 1991
362	Jordan Wynn vs. San Diego State, 2010
360	Brian Johnson vs. New Mexico, 2005
359	Mike Richmond vs. Air Force, 1990
359	Alex Smith vs. Texas A&M, 2004
358	Ricky Hardin vs. New Mexico, 1980
358	Mike Fouts vs. Fresno State, 1995
358	Brett Ratliff vs. Brigham Young, 2006
357	Mike Fouts vs. San Diego State, 1995
355	Scott Mitchell vs. Illinois, 1988
355	Mike Fouts vs. Air Force, 1995
354	Mike McCoy vs. San Diego State, 1994
352	Don Van Galder vs. New Mexico, 1971
350	Scott Mitchell vs. UTEP, 1989



Chris Fuamatu-Ma'afala, who ranks fourth in career rushing yards at Utah, ran for over 150 yards four times from 1995-97.

RECEIVING

255	Carl Harry vs. Idaho State, 1988
214	Travis LaTendresse vs. Georgia Tech, 2005
213	Loren Richey vs. UTEP, 1986
200	Bryan Rowley vs. Hawaii, 1991
199	Danny Huey vs. San Diego State, 1984
198	Paris Warren vs. Pittsburgh, 2004
197	Daniel Jones vs. Fresno State, 1998
194	Jack Steptoe vs. New Mexico, 1976
192	Travis LaTendresse vs. New Mexico, 2005
190	Curt Jones vs. San Diego State, 1987
187	Daniel Jones vs. UTEP, 1997
183	Louis Thomas vs. Arizona State, 1968
179	Jeff Jenkins vs. Air Force, 1987
178	Stuart Vaughn vs. Colorado State, 1957
178	Danny Huey vs. Wyoming, 1983
177	Steve Odom vs. Arizona State, 1972
177	Floyd Hodge vs. San Diego State, 1980
176	Kevin Dyson vs. Tulsa, 1996
176	Steve Savoy vs. Oregon, 2003
172	Carl Harry vs. Air Force, 1988
172	Kevin Dyson vs. Kansas, 1996
172	David Reed vs. Utah State, 2009
169	Bryan Rowley vs. Air Force, 1990
168	Jack Steptoe vs. Arizona State, 1976
168	Ray Elgaard vs. Utah State, 1982
167	Lance Robbins vs. Utah State, 1972
166	Aaron Grimm vs. Hawaii, 1988
166	Henry Lusk vs. San Diego State, 1993
166	Henry Lusk vs. Air Force, 1995
165	Frank Henry vs. Utah State, 1978
163	Jim Teaham vs. Utah State, 1979
162	Mike Anglesey vs. Colorado State, 1990
159	Loren Richey vs. Wyoming, 1985
158	James Hardy vs. New Mexico, 1985
157	Bryan Rowley vs. San Diego State, 1991
157	Cliff Russell vs. Wyoming, 2001
155	Cliff Russell vs. Wyoming, 1999
155	John Madsen vs. Utah State, 2005
155	DeVonte Christopher vs. Pittsburgh, 2010
154	Kevin Dyson vs. TCU, 1997
154	Steve Savoy vs. North Carolina, 2004
152	Steve Odom vs. Oregon, 1973
152	Kaelin Clay vs. Oregon, 2014
151	Daniel Jones vs. Utah State, 1997
150	Steve Savoy vs. New Mexico, 2004
149	David Reed vs. Air Force, 2009
148	Brian Hernandez vs. San Diego State, 2005
147	Chris Christensen vs. Brigham Young, 2000
147	Josh Lyman vs. New Mexico, 2002
146	Louis Thomas vs. Wyoming, 1968
145	Dennis Smith vs. Utah State, 1989
144	Greg Holder vs. Air Force, 1986
144	Chris Christensen vs. Washington State, 1999
143	Kevin Dyson vs. Brigham Young, 1997
143	Steve Smith vs. San Diego State, 2000
142	Danny Huey vs. Colorado State, 1983
142	Aaron Grimm vs. Air Force, 1988
141	Louis Thomas vs. Oregon, 1968
141	Cliff Russell vs. Arizona, 2000
141	Dres Anderson vs. Brigham Young, 2013
140*	Henry Lusk vs. Southern California, 1993
140	David Reed vs. Colorado State, 2009
139	Dennis Smith vs. Air Force, 1989
139	Travis LaTendresse vs. Air Force, 2005
138	Paris Jackson vs. New Mexico, 2002
137	Dennis Smith vs. Colorado State, 1989
137	Paris Warren vs. Air Force, 2004
136	Dennis Smith vs. Air Force, 1988
136	DeVonte Christopher vs. USC, 2011
135	Jereme Brooks vs. New Mexico, 2009

*The NCAA does not recognize bowl stats prior to 2002

YEARLY LEADERS


RUSHING

Year	Player	Rush	Yards	Avg.	YPG	TD
1951	Jack Cross	109	483	4.43	43.91	n/a
1952	George Bean	94	594	6.32	59.40	n/a
1953	Don Peterson	138	720	5.22	73.80	n/a
1954	Herb Makken	160	769	4.81	69.91	n/a
1955	Not Available					
1956	Not Available					
1957	Merrill Douglas	97	646	6.66	64.60	10
1958	Monk Bailey	113	564	4.99	51.27	6
1959	Monk Bailey	138	640	4.64	64.00	5
1960	Stan Uyeshiro	44	388	8.82	38.80	1
1961	Dennis Zito	76	374	4.92	37.40	3
1962	Doug Wasko	103	454	4.41	45.40	2
1963	Allen Jacobs	124	564	4.55	56.40	8
1964	Allen Jacobs	175	752	4.30	68.36	8
1965	Not Available					
1966	Robert Woodson	180	683	3.79	68.30	7
1967	Charles Smith	154	588	3.82	53.45	4
1968	Steve Molnar	127	438	3.46	43.80	2
1969	David Smith	140	695	4.96	69.50	8
1970	William Hunter	120	484	4.03	48.40	0
1971	Gene Belczyk	101	514	5.09	46.72	5
1972	Gene Belczyk	140	777	5.55	70.64	6
1973	Ike Spencer	179	761	4.25	64.42	8
1974	Ike Spencer	130	632	4.86	57.45	2
1975	Steve Peake	103	418	4.06	38.00	2
1976	Steve Peake	133	502	3.77	45.63	8
1977	Tony Lindsay	117	467	3.99	42.45	1
1978	Tony Lindsay	209	803	3.84	73.00	5
1979	Tony Lindsay	132	816	6.18	68.00	3
1980	Tony Lindsay	190	909	4.78	82.63	8
1981	Del Rodgers	170	1127	6.63	102.45	13
1982	Carl Monroe	309	1507	4.88	137.00	4
1983	Eddie Lewis	112	734	6.55	81.56	9
1984	Eddie Johnson	156	1021	6.54	85.08	7
1985	Eddie Lewis	195	1018	5.22	101.80	8
1986	Eddie Johnson	166	1046	6.30	95.09	3
1987	Martell Black	103	520	5.05	43.33	4
1988	Eddie Johnson	157	748	4.76	68.00	12
1989	Clifton Smith	142	681	4.80	56.75	1
1990	Steve Abrams	151	551	3.65	55.10	6
1991	Keith Williams	207	1076	5.20	89.67	6
1992	Pierre Jones	136	715	5.26	65.00	3
1993	Jamal Anderson	168	958	5.70	79.83	11
1994	Charlie Brown	144	839	5.83	76.27	10
1995	Chris Fuamatu-Ma'afala	141	834	5.91	75.82	9
1996	Chris Fuamatu-Ma'afala	168	982	5.85	122.75	9
1997	Juan Johnson	181	838	4.63	76.18	7
1998	Mike Anderson	244	1173	4.81	106.64	12
1999	Mike Anderson	195	977	5.01	97.70	10
2000	Adam Tate	160	660	4.13	73.33	7
2001	Dameon Hunter	257	1396	5.43	126.91	9
2002	Brandon Warfield	201	919	4.57	102.11	9
2003	Brandon Warfield	237	976	4.12	97.60	11
2004	Marty Johnson	165	802	4.86	66.83	14
2005	Quinton Ganther	205	1120	5.5	101.8	7
2006	Darryl Poston	145	553	3.8	42.5	5
2007	Darrell Mack	253	1204	4.8	100.3	12
2008	Matt Asiata	146	707	4.8	54.4	12
2009	Eddie Wide	203	1069	5.3	82.2	12
2010	Matt Asiata	155	695	4.5	53.5	8
2011	John White	316	1519	4.8	116.8	15
2012	John White	218	1041	4.8	94.6	8
2013	Bubba Poole	149	607	4.1	50.6	2
2014	Devontae Booker	292	1512	5.2	116.3	10
2015	Devontae Booker	268	1261	4.7	126.1	11
2016	Joe Williams	210	1407	6.7	156.3	10

PASSING

Year	Player	Comp	Att	Yards	TD	Int
1951	Tom Dublinski	124	239	1418	n/a	11
1952	Don Rydalch	80	145	974	7	8
1953	Don Rydalch	77	128	980	6	8
1954	Dave Dungan	74	128	862	5	4
1955	Not Available					
1956	Not Available					
1957	Lee Grosscup	94	137	1398	10	2
1958	Lee Grosscup	68	124	828	3	n/a
1959	Ken Vierra	63	115	854	8	n/a
1960	Terry Nofsinger	47	96	614	5	n/a
1961	Gary Hertzfeldt	52	107	701	6	n/a
1962	Gary Hertzfeldt	61	122	889	5	n/a
1963	Gary Hertzfeldt	64	130	945	9	8
1964	Richard Groth	50	107	785	4	8
1965	Not Available					
1966	Jack Gehrke	54	127	715	9	6
1967	Jack Gehrke	81	171	1029	11	11
1968	Ray Groth	84	203	1181	7	18
1969	Ray Groth	56	151	714	4	8
1970	Scooter Longmire	64	158	674	9	9
1971	Scooter Longmire	103	212	1078	5	17
1972	Don Van Galder	85	178	1425	15	14
1973	Don Van Galder	121	254	2012	17	22
1974	Jim Miller	59	133	773	1	10
1975	Pat Degnan	140	289	1621	7	21
1976	Dan Hagemann	117	222	1585	10	14
1977	Randy Gomez	155	315	2015	10	16
1978	Randy Gomez	138	266	2027	19	18
1979	Floyd Hodge	62	138	1006	8	7
1980	Ricky Hardin	179	290	2458	15	19
1981	Tyce Ferguson	102	177	1235	6	12
1982	Kenny Vierra	85	166	1315	13	6
1983	Mark Stevens	149	268	1986	12	11
1984	Mark Stevens	117	216	1889	11	9
1985	Larry Egger	237	417	2988	18	22
1986	Larry Egger	232	382	2761	21	9
1987	Chris Mendonca	194	332	2389	15	17
1988	Scott Mitchell	323	533	4322	29	15
1989	Scott Mitchell	237	444	3211	31	19
1990	Mike Richmond	156	287	1976	8	16
1991	Frank Dolce	177	314	2444	16	10
1992	Frank Dolce	188	322	2369	14	10
1993	Mike McCoy	276	430	3860	21	10
1994	Mike McCoy	247	381	3035	28	11
1995	Mike Fouts	179	323	2581	18	12
1996	Mike Fouts	177	302	2526	21	7
1997	Jonathan Crosswhite	130	222	1588	9	9
1998	Jonathan Crosswhite	128	221	1615	10	9
1999	Darnell Arceneaux	83	165	1342	10	7
2000	Darnell Arceneaux	93	169	1375	7	8
2001	Lance Rice	169	302	2086	16	11
2002	Brett Elliott	130	221	1529	10	8
2003	Alex Smith	173	266	2247	15	3
2004	Alex Smith	214	317	2952	32	4
2005	Brian Johnson	210	330	2892	18	7
2006	Brett Ratliff	28	391	2796	23	9
2007	Brian Johnson	181	272	1847	11	10
2008	Brian Johnson	268	394	2972	27	9
2009	Terrance Cain	137	215	1624	11	5
2010	Jordan Wynn	186	299	2334	17	10
2011	Jon Hays	120	214	1459	12	8
2012	Travis Wilson	128	204	1311	7	6
2013	Travis Wilson	133	237	1827	16	16
2014	Travis Wilson	190	313	2170	18	5
2015	Travis Wilson	195	314	2095	13	10
2016	Troy Williams	207	390	2757	15	8

YEARLY LEADERS



Alex Smith was a Heisman Trophy finalist and threw for 2,952 yards and a school-record 32 touchdowns in 2004.



Steve Smith, who played 16 years in the NFL, led Utah in receiving in 1999 and 2000.

RECEIVING

Year	Player	Rec	Yards	TD
1951...	Sandy Morris	31	308	n/a
1952...	Jack Cross	12	213	1
1953...	Paul Cook	9	190	2
1954...	Max Pierce	25	457	3
1955...	Not Available			
1956...	Not Available			
1957...	Stuart Vaughan	53	756	5
1958...	Larry Wilson	13	256	1
1959...	Bob Mastelotto	15	290	3
1960...	Marv Fleming	9	237	2
1961...	Joe Borich	29	489	5
1962...	Roy Jefferson	17	336	3
1963...	Roy Jefferson	29	435	4
1964...	John Pease	23	406	2
1965...	Not Available			
1966...	Terry Baker	17	195	2
1967...	Jack Andrews	38	452	3
1968...	Speedy Thomas	60	1006	7
1969...	James Brown	19	280	0
1970...	James Brown	27	342	2
1971...	Fred Graves	45	511	1
1972...	Steve Odom	30	663	11
1973...	Steve Odom	38	723	8
1974...	Willie Armstead	34	520	4
1975...	Dick Graham	34	463	2
1976...	Jack Steptoe	38	752	9
1977...	Jack Steptoe	42	724	8
1978...	Frank Henry	45	771	6
1979...	Jim Teahan	33	560	5
1980...	Floyd Hodge	44	829	5
1981...	Tony Graham	29	476	3
1982...	Tony Graham	30	473	3
1983...	Joe Tarver	51	757	4
1984...	Danny Huey	52	869	5
1985...	Loren Richey	73	971	7
1986...	Loren Richey	67	775	6
1987...	Carl Harry	63	826	3
1988...	Carl Harry	65	1145	14
1989...	Dennis Smith	73	1091	18
1990...	Bryan Rowley	28	762	5
1991...	Bryan Rowley	60	1011	11
1992...	Sean Williams	51	734	3
1993...	Bryan Rowley	55	838	6
1994...	Curtis Marsh	61	859	11
1995...	Rocky Henry	55	866	6
1996...	Kevin Dyson	53	812	8
1997...	Kevin Dyson	60	824	2
1998...	Daniel Jones	57	809	4
1999...	Steve Smith	43	860	8
2000...	Steve Smith	35	743	4
2001...	Cliff Russell	53	744	4
2002...	Josh Lyman	44	590	3
2003...	Paris Warren	76	809	4
2004...	Paris Warren	80	1076	12
2005...	Travis LaTendresse	55	810	8
	John Madsen	55	672	6
2006...	Derrek Richards	60	717	6
2007...	Derrek Richards	57	635	3
2008...	Freddie Brown	77	900	7
2009...	David Reed	81	1188	5
2010...	Jereme Brooks	51	633	4
2011...	DeVonte Christopher	42	663	5
2012...	Dres Anderson	36	365	3
2013...	Dres Anderson	53	1002	7
2014...	Kenneth Scott	48	506	4
2015...	Britain Covey	43	519	4
2016...	Tim Patrick	45	711	5

TACKLES

Year	Player	Tackles
1974...	John Huddleston	157
1975...	John Huddleston	174
1976...	Mike Bailey	122
1977...	Mike Bailey	132
1978...	Mike Bailey	115
1979...	Bill Gompf	143
1980...	Bill Gompf	101
1981...	Bill Gompf	128
1982...	Mark Blosch	172
1983...	Mark Blosch	162
1984...	Mark Blosch	123
1985...	Mark Jackson	127
1986...	Lance Wingert	74
1987...	Eric Jacobsen	138
1988...	Eric Jacobsen	141
1989...	Joe Clausi	112
1990...	Pita Tonga	94
1991...	Reggie Alston	139
1992...	Luther Elliss	87
1993...	Mark Rexford	112
1994...	Mark Rexford	111
1995...	Jeff Kirkman	101
1996...	Robert Love	108
1997...	Robert Love	92
1998...	Kautai Olevao	77
1999...	Jason Potter	72
2000...	Wes Tufaga	87
2001...	Sheldon Deckart	86
2002...	Dave Revill	89
2003...	Ray Holdcraft	102
2004...	Spencer Toone	115
2005...	Spencer Toone	113
2006...	Steve Tate	102
2007...	Steve Tate	103
2008...	Mike Wright	81
2009...	Stevenson Sylvester	81
2010...	Chaz Walker	113
2011...	Chaz Walker	118
2012...	Trevor Reilly	69
2013...	Trevor Reilly	100
2014...	Jared Norris	116
2015...	Gionni Paul	117
2016...	Chase Hansen	90



Mark Blosch (No. 60) led Utah in tackles in 1982 (172), 1983 (162) and 1984 (123).

THE LONGEST YARD

PASS

- 98 Dan Hagemann-Jack Steptoe vs. New Mexico, 1976
- 90 Terrance Cain-David Reed vs. Air Force, 2009
- 89 Don Van Galder-Willie Armstead vs. Hawaii, 1973
- 87 Don Van Galder-Steve Odom vs. Oregon, 1973
- 87 Mike McCoy-Henry Lusk vs. San Diego State, 1993
- 86 Chris Mendonca-Jeff Jenkins vs. Air Force, 1987
- 85 Tyce Ferguson-Jim Teahan vs. UNLV, 1981
- 84 Mike Richmond-Bryan Rowley vs. Brigham Young, 1991
- 84 Mike McCoy-Curtis Marsh vs. Brigham Young, 1993
- 80 T.D. Croshaw-Cliff Russell vs. Wyoming, 1999
- 80 Travis Wilson-Sean Fitzgerald vs. Weber State, 2013
- 79 Don Van Galder-Steve Odom vs. Arizona State, 1972
- 79 Pat Degnan-Mike Cordy vs. Arizona State, 1976
- 79 Alex Smith-Ben Moa vs. UNLV, 2003
- 78 Kenny Vierra-Tex Wise vs. Portland State, 1981
- 78 Mark Stevens-James Hardy vs. Wyoming, 1984
- 78 Alex Smith-Steve Savoy vs. Texas A&M, 2004
- 78 Travis Wilson-Kaelin Clay vs. Oregon, 2014
- 77 Randy Gomez-Jack Steptoe vs. Arizona, 1977
- 76 Lee Grosscup-Stuart Vaughn vs. Colorado State, 1957
- 76 Kenny Vierra-Tex Wise vs. UTEP, 1981
- 75 Steve Marshall-Steve Odom vs. Colorado State, 1972
- 75 Ricky Hardin-Tony Lindsay vs. Utah St, 1980
- 75 Terrance Cain-Jereme Brooks vs. New Mexico, 2010
- 74 Steve Marshall-Scott Grayson vs. Colorado State, 1972
- 74 Kenny Vierra-Jim Teahan vs. Wyoming, 1981
- 74 Mike Fouts-Kevin Dyson vs. Tulsa, 1996
- 74 Darnell Arceneaux-Steve Smith vs. San Diego State, 2000
- 73 Randy Gomez-Frank Henry vs. Florida, 1977
- 73 Floyd Hodge-Jim Teahan vs. Utah State, 1979
- 73 Brett Elliott-Josh Lyman vs. New Mexico, 2003
- 72 Pat Degnan-Steve Peake vs. Rice, 1976
- 72 Scott Mitchell-Carl Harry vs. Idaho State, 1988
- 72 Jason Woods-Mike Anglesey vs. Colorado State, 1990

RUSH

- 93 Frank Nelson vs. Brigham Young, 1947
- 92 Steve Savoy vs. Brigham Young, 2004
- 87 Del Rodgers vs. Brigham Young, 1981
- 82 Joe Williams vs. Arizona State, 2016
- 81 Del Rodgers vs. UNLV, 1980
- 80 Ron Coleman vs. Brigham Young, 1964
- 80 Ray Groth vs. UTEP, 1969
- 78 Dave Smith vs. Brigham Young, 1969
- 77 Ron Coleman vs. UTEP, 1964
- 77 Gene Belczyk vs. Arizona, 1972
- 76 Devontae Booker vs. Washington State, 2014
- 75 Jack Cross vs. Montana State, 1951
- 75 Ike Spencer vs. Arizona State, 1972
- 74 Dameron Hunter vs. New Mexico, 2001
- 73 Adam Tate vs. San Diego State, 2001
- 72 Clyde Nichols vs. Colorado, 1946
- 72 Ray Groth vs. Brigham Young, 1968
- 72 Ike Spencer vs. UTEP, 1973
- 72 Lewis Walker vs. San Diego State, 1979
- 72 Omar Bacon vs. Louisiana-Monroe, 1999
- 72 Sausan Shakerin vs. Colorado State, 2010
- 71 Larry Fields vs. Brigham Young, 1956
- 71 Lewis Walker vs. Hawaii, 1979
- 71 Lewis Walker vs. New Mexico, 1979
- 71 Dan Pulsipher vs. Oregon, 1995
- 70 Ike Spencer vs. Brigham Young, 1972
- 70 Chris Fuamatu-Ma'afala vs. TCU, 1996

BLOCKED FIELD GOAL RETURN

- 91 LaVon Edwards vs. Minnesota, 1990
- 86 Kevin Harrison vs. Brigham Young, 1975
- 58 Jay Hill vs. Wyoming, 1999
- 53 Andre Dyson vs. Colorado State, 1999

FUMBLE RETURN

- 88 Morgan Scalley vs. Colorado State, 2004
- 80 Arnold Parker vs. Colorado State, 2003
- 74 Morgan Scalley vs. Southern Mississippi, 2003
- 68 Clarence Lawson vs. Rice, 1997
- 57 V.J. Fehoko vs. BYU, 2011
- 54 Gianni Paul vs. Washington, 2015
- 53 Davion Orphey vs. USC, 2014
- 47 Moe Lee vs. BYU, 2012
- 43 Mike Thomas vs. Rice, 1997

KICKOFF RETURN

- 100 Gil Tobler vs. Colorado State, 1948
- 100 Bill Boren vs. Denver, 1949
- 100 Charlie Smith vs. Arizona State, 1967
- 100 Reggie Wilson vs. UNLV, 1981
- 100 Erroll Tucker vs. Hawaii, 1985
- 100 Erroll Tucker vs. Brigham Young, 1985
- 100 Reggie Dunn vs. Iowa State, 2010
- 100 Reggie Dunn vs. Cal (twice), 2012
- 100 Reggie Dunn vs. Washington State, 2012
- 100 Reggie Dunn vs. Colorado, 2012
- 100 Kaelin Clay vs. Idaho State, 2014
- 99 Cory Butler-Byrd vs. UCLA, 2016
- 99 Keith Williams vs. Wyoming, 1993
- 99 Cory Butler-Byrd vs. UCLA, 2016
- 98 Clifton Smith vs. UTEP, 1987
- 98 Patrick Dyson vs. Air Force, 2000
- 98 Cory Butler-Byrd vs. Fresno State, 2015
- 96 James Street vs. Washington State, 1968
- 96 Carl Monroe vs. Montana State, 1982
- 95 Daniel Jones vs. Brigham Young, 1998
- 94 Daniel Jones vs. San Diego State, 1998
- 93 Steve Odom vs. Texas Tech, 1973
- 93 Kyle Fulks vs. Colorado, 2016**
- 90 Bill Fowler vs. Brigham Young, 1967
- 90 Patrick Dyson vs. San Jose State, 1998
- 90 Morgan Scalley vs. UNLV, 2004

PUNT RETURN

- 95 Steve Odom vs. UTEP, 1972
- 93 Frankie Nelson vs. Denver, 1949
- 89 Erroll Tucker vs. Arizona State, 1985
- 85 Dave Walker vs. Brigham Young, 1970
- 80 Frank Branham vs. Colorado State, 1952
- 78 Steve Odom vs. Wyoming, 1973
- 78 Shaky Smithson vs. Iowa State, 2010
- 77 Shaky Smithson vs. UNLV, 2010
- 77 Britain Covey vs. Fresno State, 2015
- 75 Derek Washington vs. Iowa State, 1976
- 75 Kevin Dyson vs. New Mexico, 1997
- 75 Derrek Richards vs. Utah State, 2007
- 73 Shaky Smithson vs. New Mexico, 2010
- 70 Steve Odom vs. Arizona State, 1973
- 70 Steve Smith vs. New Mexico, 1999
- 69 Erroll Tucker vs. Washington State, 1984
- 69 Boobie Hobbs vs. Oregon, 2015
- 66 Kaelin Clay vs. Michigan, 2014
- 62 John Frech vs. Texas Tech, 1972
- 62 Terry Hess vs. Long Beach State, 1979
- 62 Erroll Tucker vs. New Mexico, 1985
- 62 Clifton Smith vs. Utah State, 1987

INTERCEPTION RETURN

- 100 Gary Barker vs. Brigham Young, 1967
- 100 Harold Lusk vs. Colorado State, 1994
- 97 Paul Cook vs. Oregon State, 1951
- 97 Norm Thompson vs. Wyoming, 1969
- 97 Brandon Dart vs. Oregon, 1995
- 95 Bob Jenkins vs. Wyoming, 1985
- 89 Deshawn Richard vs. San Diego State, 2008
- 86 Erroll Tucker vs. San Diego State, 1985

- 84 Dan Clary vs. Idaho State, 1969
- 84 Dan Clary vs. Idaho State, 1978
- 81 Norm Thompson vs. UTEP, 1969
- 79 Cal Beck vs. Air Force, 1995
- 76 Jonathan Fanene vs. Utah State, 2004
- 71 Bill Gompf vs. Fresno State, 1980
- 71 Clarence Field vs. Colorado State, 1986
- 70 Ed Onofrio vs. Arizona, 1973

PUNT

- 90 Marv Bateman vs. Arizona State, 1971
- 90 Rick Partridge vs. Wyoming, 1978
- 85 Dick Graham vs. Wyoming, 1976
- 83 Paul Snow vs. Brigham Young, 1936
- 81 Louie Sakoda vs. Wyoming, 2008
- 80 Chris Hunter vs. Tulsa, 1997
- 76 Tom Hackett vs. Oregon 2015
- 75 Craig Smith vs. San Jose State, 1969
- 75 Chris Hunter vs. SMU, 1997
- 75 Brian Lewis vs. Oregon, 2001
- 75 Louie Sakoda vs. Northern Arizona, 2006
- 74 Tom Hackett vs. Michigan, 2015
- 72 Milt Smith vs. Colorado, 1946
- 72 Marv Bateman vs. Iowa State, 1970
- 72 Dan Marrelli vs. Utah State, 1972
- 72 Dan Marrelli vs. Oregon, 1973
- 70 Tom Hackett vs. Arizona State, 2013
- 70 Tom Hackett vs. Colorado, 2014
- 69 Dan Marrelli vs. New Mexico, 1972
- 68 Craig Smith vs. Brigham Young, 1968
- 68 Mike Brown vs. New Mexico, 1974
- 68 Matt Kovacevich vs. Utah State, 2004
- 67 Craig Smith vs. Oregon State, 1969
- 67 Rick Partridge vs. Brigham Young, 1977
- 67 Golden Whetman vs. Wyoming, 2000
- 67 Louie Sakoda vs. UNLV, 2007
- 67 Sean Sellwood vs. TCU, 2010
- 67 Sean Sellwood vs. Arizona, 2011
- 67 Tom Hackett vs. UCLA, 2015
- 66 Craig Smith vs. Washington State, 1968
- 66 Tom Hackett vs. USC, 2014
- 66 Tom Hackett vs. Arizona, 2015
- 66 Mitch Wishnowsky vs. Southern Utah, 2016**

FIELD GOAL

- 59 Marv Bateman vs. Utah State, 1971
- 55 Fred Bennion vs. Utah State, 1904
- 55 Andre Guardi vs. Colorado State, 1985
- 55 Andre Guardi vs. New Mexico, 1985
- 55 Chris Yergensen vs. Brigham Young, 1993
- 55 Golden Whetman vs. Wyoming, 2000
- 54 Wayne Lammle vs. San Diego State, 1989
- 54 Chris Yergensen vs. Colorado State, 1991
- 53 Wayne Lammle vs. Stanford, 1989
- 53 Bryan Borreson vs. Arizona, 2002
- 53 Louie Sakoda vs. Michigan, 2008
- 53 Andy Phillips vs. USC, 2015
- 52 Marv Bateman vs. UTEP, 1970
- 52 Andre Guardi vs. Washington State, 1984
- 52 Wayne Lammle vs. New Mexico, 1989
- 52 Dan Pulsipher vs. UTEP, 1995
- 52 Dan Pulsipher vs. Tulsa, 1996
- 51 Fleming Jensen vs. Iowa State, 1973
- 51 Mike Brown vs. Iowa State, 1975
- 51 Chris Yergensen vs. Idaho, 1993
- 51 Louie Sakoda vs. San Diego State, 2007
- 51 Andy Phillips vs. Arizona State, 2013
- 50 Marv Bateman vs. Oregon, 1969
- 50 Tom McNamara vs. Utah State, 1978
- 50 Andre Guardi vs. Utah State, 1985
- 50 Dan Pulsipher vs. UTEP, 1996
- 50 Louie Sakoda vs. Wyoming, 2008
- 50 Andy Phillips vs. Michigan, 2014
- 50 Andy Phillips vs. Arizona State, 2014



INDIVIDUAL RECORDS

(BOWL GAMES INCLUDED)

RUSHING

MOST CARRIES

Game: **45**, Carl Monroe vs. UTEP, 1982; **42**, John White vs. Washington State, 2011; **40**, Brandon Warfield vs. Brigham Young; **39**, Carl Monroe vs. Brigham Young, 1982; **37**, Devontae Booker vs. Arizona State, 2014; **36**, Carl Monroe vs. UNLV, 1982, Brandon Warfield vs. Texas A&M, 2003, Matt Asiata vs. Utah State, 2009, John White vs. Pittsburgh, 2011; **35**, John White vs. Oregon State, 2011, Joe Williams vs. Washington, 2016; **34**, Juan Johnson vs. Rice, 1996, Juan Johnson vs. Tulsa, 1996, Mike Anderson vs. Fresno State, 1999, Brandon Warfield vs. Wyoming, 2002, Devontae Booker vs. California, 2015, Devontae Booker vs. Washington, 2015, Devontae Booker vs. Arizona, 2015, Joe Williams vs. Colorado, 2015, Joe Williams vs. Oregon State, 2016; **33**, Brandon Warfield vs. Utah State, 2003, John White vs. UCLA, 2011, Devontae Booker vs. UCLA, 2014; **32**, 8 times (Recent: Devontae Booker vs. Oregon State, 2014).

Season: **316**, John White, 2011; **309**, Carl Monroe, 1982; **292**, Devontae Booker, 2014; **268**, Devontae Booker, 2015; **257**, Dameon Hunter, 2001; **253**, Darrell Mack, 2007; **237**, Brandon Warfield, 2003; **244**, Mike Anderson, 1998; **218**, John White, 2012; **210**, Joe Williams, 2016; **209**, Tony Lindsay, 1978; **207**, Keith Williams, 1991; **205**, Quinton Ganther, 2005; **203**, Eddie Wide, 2009; **201**, Brandon Warfield, 2002; **195**, Eddie Lewis, 1985, Mike Anderson, 1999; **191**, Tony Lindsay, 1980, Juan Johnson, 1995.



John White set school records by running for 1,519 yards and 15 touchdowns in 2011.

Career: **648**, Tony Lindsay, 1977-80; **582**, Juan Johnson, 1994-97; **564**, Eddie Johnson, 1984-88; **560**, Devontae Booker, 2014-15; **534**, John White, 2011-12; **494**, Del Rodgers, 1978-81; **463**, Chris Fuamatu-Ma'afala, 1995-97; **458**, Darrell Mack, 2005-08; **439**, Mike Anderson, 1998-99; **438**, Brandon Warfield, 2002-03; **408**, Carl Monroe, 1981-82; **401**, Eddie Wide, 2007-10; **399**, Travis Wilson, 2012-15; **396**, Keith Williams, 1991-93; **395**, Ike Spencer, 1972-74; **379**, Eddie Lewis, 1982-85, Matt Asiata, 2007-10; **366**, Brian Johnson, 2004-05, 07-08.

NET YARDS

Game: **332**, Joe Williams vs. UCLA, 2016; **254**, Mike Anderson vs. Fresno State, 1999; **248**, Eddie Johnson vs. UTEP, 1984; **236**, Chris Fuamatu-Ma'afala vs. UTEP, 1996; **232**, Del Rodgers vs. Wyoming, 1981; **229**, Marty Johnson vs. Indiana, 2002, Devontae Booker vs. Oregon State, 2014; **226**, Dameon Hunter vs. Air Force, 2001; **224**, Eddie Johnson vs. Colorado State, 1984; **222**, Devontae Booker vs. California, 2015, Joe Williams vs. Indiana, 2016; **215**, Carl Monroe vs. UTEP, 1982; **207**, Carl Monroe vs. Hawaii, 1982; **205**, John White vs. Oregon State, 2011; **204**, Mike Anderson vs. New Mexico, 1999; **197**, Juan Johnson vs. Tulsa, 1996; **194**, Brandon Warfield vs. Brigham Young, 2002; **193**, Brandon Warfield vs. Air Force 2002.

Season: **1519**, John White, 2011; **1512**, Devontae Booker, 2014; **1507**, Carl Monroe, 1982; **1407**, Joe Williams, 2016; **1396**, Dameon Hunter, 2001; **1261**, Devontae Booker, 2015; **1204**, Darrell Mack, 2007; **1173**, Mike Anderson, 1998; **1127**, Del Rodgers, 1981; **1120**, Quinton Ganther, 2005; **1085**, John White, 2012; **1076**, Keith Williams, 1991; **1069**, Eddie Wide, 2009; **1046**, Eddie Johnson, 1986; **1021**, Eddie Johnson, 1984; **1018**, Eddie Lewis, 1985; **982**, Chris Fuamatu-Ma'afala, 1996; **977**, Mike Anderson, 1999; **976**, Brandon Warfield, 2003; **958**, Jamal Anderson, 1993; **919**, Brandon Warfield, 2002; **909**, Tony Lindsay, 1980.

Career: **3219**, Eddie Johnson, 1984-88; **2995**, Tony Lindsay, 1977-80; **2773**, Devontae Booker, 2014-15; **2630**, Chris Fuamatu-Ma'afala, 1995-97; **2616**, Del Rodgers, 1978-81; **2601**, Juan Johnson, 1994-97; **2560**, John White, 2011-12; **2179**, Eddie Lewis, 1982-85; **2150**, Mike Anderson, 1998-99; **2065**, Darrell Mack, 2005-08; **2029**, Carl Monroe, 1981-82; **2013**, Eddie Wide, 2007-10; **2002**, Keith Williams, 1991-93; **1895**, Brandon Warfield, 2002-03; **1884**, Joe Williams, 2015-16; **1856**, Ike Spencer, 1972-74; **1774**, Quinton Ganther, 2004-05; **1748**, Matt Asiata, 2007-10; **1735**, Dameon Hunter, 2000-01.

RUSHING YARDS PER GAME

Season: (min. 8 games) **156.33**, Joe Williams, 2016; **137.00**, Carl Monroe, 1982; **126.91**, Dameon Hunter, 2001; **126.10**, Devontae Booker, 2015; **122.75**, Chris Fuamatu-Ma'afala, 1996; **116.85**, John White, 2011; **116.31**, Devontae Booker, 2014; **106.64**, Mike Anderson, 1998; **102.45**, Del Rodgers, 1981; **102.11**, Brandon Warfield, 2002; **101.81**, Quinton Ganther, 2005; **101.80**, Eddie Lewis, 1985; **100.33**, Darrell Mack, 2007; **97.70**, Mike Anderson, 1999; **97.60**, Brandon Warfield, 2003; **95.09**, Eddie Johnson, 1986; **94.63**, John White, 2012; **89.67**, Keith Williams, 1991; **85.08**, Eddie Johnson, 1984; **82.64**, Tony Lindsay, 1980.

Career: (min. 15 games) **120.57**, Devontae Booker, 2014-15; **106.67**, John White, 2011-12; **102.38**, Mike Anderson, 1998-99; **99.74**, Brandon Warfield, 2002-03; **99.16**, Joe Williams, 2015-16; **96.62**, Carl Monroe, 1981-82; **87.67**, Chris Fuamatu-Ma'afala, 1995-97; **86.80**, Marty Johnson, 2001-04; **82.62**, Dameon Hunter, 2000-01; **73.95**, Adam Tate, 2000-01; **73.92**, Quinton Ganther, 2004-05; **71.53**, Eddie Johnson, 1984-88; **70.70**, Del Rodgers, 1978-81; **70.29**, Eddie Lewis, 1982-85; **68.45**, Juan Johnson, 1994-97; **66.56**, Tony Lindsay, 1977-80; **65.80**, Allen Jacobs, 1963-64; **58.88**, Keith Williams, 1991-93; **57.95**, Jamal Anderson, 1992-93.

100-YARD GAMES

Season: **9**, Carl Monroe, 1982; **8**, Dameon Hunter, 2001, John White, 2011; **7**, Mike Anderson, 1998, Eddie Wide, 2009, Devontae Booker, 2014, Devontae Booker, 2015; **6**, Eddie Johnson, 1986, Quinton Ganther, 2005, Darrell Mack, 2007, John White, 2012, Joe Williams, 2016; **5**, Gene Belczyk, 1972, Del Rodgers, 1981, Keith Williams, 1991, Jamal Anderson, 1993, Mike Anderson, 1999; **4**, 7 times (Recent: Brandon Warfield, 2002).

Career: **14**, John White, 2011-12, Devontae Booker, 2014-15; **12**, Del Rodgers, 1978-81, Eddie Johnson, 1984-88, Mike Anderson, 1998-99; **11**, Chris Fuamatu-Ma'afala, 1995-97; **10**, Tony Lindsay, 1977-80; **9**, Carl Monroe 1981-82; **8**, Eddie Lewis, 1982-85, Juan Johnson, 1994-97, Adam Tate, 2000-01, Dameon Hunter, 2000-01, Quinton Ganther, 2004-05, Joe Williams, 2015-16; **7**, Gene Belczyk 1970-72, Keith Williams, 1991-93, Brandon Warfield, 2002-03, Darrell Mack, 2005-08, Eddie Wide, 2007-10; **6**, Charlie Brown, 1990-94.

CONSECUTIVE 100-YARD GAMES

Season: **6**, Eddie Wide, 2009; **5**, Carl Monroe, 1982, Mike Anderson, 1998, Darrell Mack, 2007, John White, 2012, Devontae Booker, 2014, Joe Williams, 2016; **4**, Carl Monroe, 1981, Charlie Brown, 1994, Chris Fuamatu-Ma'afala, 1996, John White, 2011; **3**, Carl Monroe, 1982, Eddie Lewis, 1983 and 1985, Eddie Johnson, 1986 (twice), Chris Fuamatu-Ma'afala, 1995 and 1997, Adam Tate, 2000, Dameon Hunter, 2001 (twice), Devontae Booker, 2015.

200-YARD GAMES


Season: **2**, Carl Monroe, 1982, Eddie Johnson, 1984, Mike Anderson, 1999, Joe Williams, 2016; **1**, Del Rodgers, 1981, Chris Fuamatu-Ma'afala, 1996, Dameon Hunter, 2001, Marty Johnson, 2002, John White, 2011, Devontae Booker, 2014, Devontae Booker, 2015.

Career: **2**, Carl Monroe, 1981-82, Eddie Johnson, 1984-88, Mike Anderson, 1998-99, Devontae Booker, 2014-15, Joe Williams, 2015-16; **1**, Del Rodgers, 1978-81, Chris Fuamatu-Ma'afala, 1995-97, Dameon Hunter, 2000-01, Marty Johnson, 2001-02, John White, 2011.

RUSHING TOUCHDOWNS

Game: **4**, Del Rodgers vs. UTEP, 1980, Eddie Johnson vs. Brigham Young, 1988, Charlie Brown vs. UTEP, 1994, Juan Johnson vs. Fresno State, 1996, Mike Anderson vs. UNLV, 1999; Marty Johnson vs. Air Force, 2004, Joe Williams vs. UCLA, 2016; **3**, 31 times (Recent: Travis Wilson vs. Colorado State, 2014).

INDIVIDUAL RECORDS



Scott Mitchell (1987-89) holds practically every Utah passing and total offense record. He went on to become a starter in the NFL.

Season: **15**, John White, 2011; **14**, Marty Johnson, 2004; **13**, Del Rodgers, 1981, Mark Stevens, 1984; **12**, Eddie Johnson, 1988, Mike Anderson, 1998, Adam Tate, 2001, Darrell Mack, 2007, Matt Asiata, 2008, Eddie Wide, 2009; **11**, Del Rodgers, 1979, Jamal Anderson, 1993, Brandon Warfield, 2003, Eddie Wide, 2010, Devontae Booker, 2015; **10**, Mark Stevens, 1983, Charlie Brown, 1994, Mike Anderson, 1999, Alex Smith, 2004, Devontae Booker, 2014, Joe Williams, 2016; **9**, Eddie Lewis, 1983, Chris Fuamatu-Ma'afala, 1995 and 1996, Omar Bacon, 1998, Dameon Hunter, 2001, Brandon Warfield, 2002.

Career: **31**, Del Rodgers, 1978-81; **26**, Eddie Johnson, 1984-88; **24**, Matt Asiata, 2007-10; **23**, Mark Stevens, 1983-84, Eddie Wide, 2007-10, John White, 2011-12; **22**, Juan Johnson, 1994-97, Chris Fuamatu-Ma'afala, 1995-97, Mike Anderson, 1998-99; **21**, Devontae Booker, 2014-15, Travis Wilson, 2012-15; **20**, Brandon Warfield, 2002-03; **19**, Adam Tate, 2000-01; **18**, Eddie Lewis, 1982-85, Marty Johnson, 2001-04; **17**, Tony Lindsay, 1977-80; **16**, Hilria Johnson, 1980-83, Darrell Mack, 2005-08; **15**, Charlie Brown, 1990-94, Keith Williams, 1991-93, Alex Smith, 2002-2004.

AVERAGE YARDS PER RUSH

Game (Min. 8 Rushes): **15.70**, Gene Belczyk vs. Arizona, 1972; **14.38**, Darnell Arceneaux vs. UTEP, 1998; **12.36**, Del Rodgers vs. Brigham Young, 1981; **12.07**, Joe Williams vs. Arizona State, 2016; **11.90**, Rodney Wells vs. Wisconsin, 1987; **11.63**, Dan Hagemann vs. UTEP, 1976; **11.45**, Joe Williams vs. UCLA, 2016; **11.40**, Omar Bacon vs. Fresno State, 1999; **11.20**, Eddie Johnson vs. Colorado State, 1984; **11.18**, Ray Stowers vs. Colorado State, 2007; **11.09**, Quinton Ganther vs. Brigham Young, 2004; **10.92**, Travis Wilson vs. Oregon State, 2013; **10.33**, Quinton

Ganther vs. UNLV, 2005; **10.30**, Juan Johnson vs. San Diego State, 1994; **10.20**, Ike Spencer vs. Louisiana State, 1974; **10.17**, Carl Monroe vs. UNLV, 1981.

Season: (Min. 100 Rushes) **6.70**, Joe Williams, 2016; **6.63**, Del Rodgers, 1981; **6.55**, Eddie Lewis, 1983; **6.54**, Eddie Johnson, 1984; **6.30**, Eddie Johnson, 1986; **6.18**, Tony Lindsay, 1979; **6.10**, Ronald Coleman, 1964; **6.00**, Quinton Ganther, 2004; **5.93**, Hilria Johnson, 1982; **5.91**, Chris Fuamatu-Ma'afala, 1995; **5.85**, Chris Fuamatu-Ma'afala, 1996.

Career: (min. 250 Rushes) **6.00**, Joe Williams, 2015-16; **5.75**, Eddie Lewis, 1982-85; **5.71**, Eddie Johnson, 1984-88; **5.68**, Chris Fuamatu-Ma'afala, 1995-97; **5.65**, Quinton Ganther, 2004-05; **5.55**, Eugene Belczyk, 1970-72; **5.51**, Hilria Johnson, 1980-83; **5.38**, Charlie Brown, 1990-94; **5.30**, Del Rodgers, 1978-81; **5.06**, Keith Williams, 1991-93; **5.04**, John White, 2011-12; **5.02**, Eddie Wide, 2007-10; **5.00**, Dameon Hunter, 2000-01; **4.97**, Carl Monroe, 1981-82; **4.95**, Devontae Booker, 2014-15; **4.90**, Mike Anderson, 1998-99; **4.78**, Monk Bailey, 1957-59.

PASSING

MOST ATTEMPTS

Game: **65**, Scott Mitchell vs. UTEP, 1988; **63**, Scott Mitchell vs. Illinois, 1988; **60**, Scott Mitchell vs. Air Force, 1988; **58**, Larry Egger vs. UTEP, 1986, Scott Mitchell vs. San Diego State, 1989; **56**, Scott Mitchell vs. Stanford, 1989, Frank Dolce vs. Brigham Young, 1992; **52**, Larry Egger vs. Air Force, 1986; **50**, 6 times.

Season: **533**, Scott Mitchell, 1988; **444**, Scott Mitchell, 1989; **430**, Mike McCoy, 1993; **417**, Larry Egger, 1985; **394**, Brian Johnson, 2008; **391**, Brett Ratliff, 2006; **390**, Troy Williams, 2016; **382**, Larry Egger, 1986; **381**, Mike McCoy, 1994; **332**, Chris Mendonca, 1987; **330**, Brian Johnson, 2005; **323**, Mike Fouts, 1995; **322**, Frank Dolce, 1992; **317**, Alex Smith, 2004.

Career: **1165**, Scott Mitchell, 1987-89; **1068**, Travis Wilson, 2012-15; **1017**, Brian Johnson, 2004-05, 07-08; **896**, Mike McCoy, 1992-94; **799**, Larry Egger, 1985-86; **636**, Frank Dolce, 1991-92; **632**, Jordan Wynn, 2009-12; **625**, Mike Fouts, 1995-96; **587**, Don Van Galder, 1971-73, Alex Smith, 2002-04; **581**, Randy Gomez, 1977-78; **541**, Lance Rice, 2000-03; **488**, Darnell Arceneaux, 1997-00; **484**, Mark Stevens, 1983-84; **468**, Brett Ratliff, 2005-06; **443**, Jonathan Crosswhite, 1997-98.

COMPLETIONS

Game: **41**, Scott Mitchell vs. UTEP, 1988; **40**, Larry Egger vs. UTEP, 1986; **37**, Larry Egger vs. Air Force, 1986; **36**, Scott Mitchell vs. Air Force, 1988; **33**, Scott Mitchell vs. Illinois, 1988, Mike McCoy vs. Hawai'i, 1993; **32**, Scott Mitchell vs. Utah State, 1988, Scott Mitchell vs. Hawaii, 1988, Brian Johnson vs. Wyoming, 2005; **31**, 4 times (Recent: Brian Johnson vs. San Diego State, 2005).

Season: **323**, Scott Mitchell, 1988; **276**, Mike McCoy, 1993; **268**, Brian Johnson, 2008; **247**, Mike McCoy, 1994; **237**, Larry Egger, 1985, Scott Mitchell, 1989; **232**, Larry Egger, 1986, Alex Smith, 2004; **228**, Brett Ratliff, 2006; **210**, Brian Johnson, 2005; **207**, Troy

UTES WHO LED THE NATION

1957–Receiving

Stuart Vaughn (53 for 756 yards)

1958–Interception Return Average

Norm Thompson, 1969, 50.6* (5 for 253 yards)

1970–Punting

Marv Bateman (64 for 45.7 avg.)

1971–Punting

Marv Bateman (68 for 48.1 avg.)

1972–Kickoff Returns

Steve Odom (21 for 29.4 avg.)

1982–Kickoff Returns

Carl Monroe (14 for 30.0 avg.)

1982–All Purpose Running

Carl Monroe (185.1 yards per game)

1985–Kickoff Returns

Erroll Tucker (24 for 698 yards, 29.1 avg., 2 TDs)

1985–Punt Returns

Erroll Tucker (16 for 389 yards, 24.3 avg., 2 TDs)

1988–Total Offense (Season)

Scott Mitchell (4,299)

1988–Total Offense (Game)

Scott Mitchell (625)

1988–Yards Passing (Season)

Scott Mitchell (4,322)

1988–Yards Passing Per Game (Season)

Scott Mitchell (392.9)

1989–Receptions by Tight End (Season)

Dennis Smith (73)

1989–TD Receptions by Tight End (Season)

Dennis Smith (18)

1989–TD Receptions by Tight End (Career)

Dennis Smith (25)

2010–Punt Returns (Season)

Shaky Smithson (30 for 572 yards, 19.1 avg., 2 TDs)

2014–Punt Return TDs (Season)

Kaelin Clay (3 - Tied)

2014–Sacks (Season)

Nate Orchard (1.42 per game)

*NCAA record

Williams, 2016; **195**, Travis Wilson, 2015; **194**, Chris Mendonca, 1987; **190**, Travis Wilson, 2014; **188**, Frank Dolce, 1992; **186**, Jordan Wynn, 2010; **181**, Brian Johnson, 2007.

Career: **673**, Brian Johnson, 2004-05, 07-08; **669**, Scott Mitchell, 1987-89; **646**, Travis Wilson, 2012-15; **571**, Mike McCoy, 1992-94; **469**, Larry Egger, 1985-86; **389**, Alex Smith, 2002-04; **381**, Jordan Wynn, 2009-12; **365**, Frank Dolce, 1991-92; **356**, Mike Fouts, 1995-96; **294**, Lance Rice, 2000-03; **293**, Randy Gomez, 1977-78; **288**, Don Van Galder, 1971-73; **276**, Brett Ratliff, 2005-06; **266**, Mark Stevens, 1983-84; **263**, Darnell Arceneaux, 1997-00; **258**, Jonathan Crosswhite, 1997-98.

COMPLETION PERCENTAGE

Game: (Min. 15 Att.) **.869**, (20-23) Terrance Cain vs. New Mexico, 2010; **.857**, (18-21) Brian Johnson vs. Utah State, 2005; **.840**, (21-25) Mike McCoy vs. Colorado State, 1993; **.833**, (30-36) Brian Johnson vs. Brigham Young, 2008; **.826**, (19-23) Brett Ratliff vs. UNLV, 2006; **.824**, (14-17) Travis Wilson vs. Oregon State, 2015; **.818**, (18-22) Brian Johnson vs. Weber

INDIVIDUAL RECORDS

State, 2008; **.810**, (17-21) Alex Smith vs. Colorado State, 2003, (17-21) Travis Wilson vs. Washington State, 2012; **.808**, (21-26) Alex Smith vs. Colorado State, 2004; **.800**, (20-25) Brian Johnson vs. Navy, 2007; **.793**, (23-29) Jordan Wynn vs. Colorado State, 2010; **.792**, (19-24) Mark Stevens vs. Wyoming, 1983; **.784**, (29-37) Alex Smith vs. North Carolina, 2004, (29-37) Alex Smith vs. Pittsburgh, 2004; **.783**, (18-23) Mike Fouts vs. Fresno State, 1996.

Season: (Min. 100 Att.) **.686**, Lee Grosscup (94-137), 1957; **.680**, (268-394) Brian Johnson, 2008; **.675**, (214-317) Alex Smith, 2004; **.665**, Brian Johnson (181-272), 2007; **.650**, Alex Smith (173-266), 2003; **.648**, Mike McCoy (247-381), 1994; **.642**, Mike McCoy (276-430), 1993; **.637**, Terrance Cain (137-215), 2009; **.636**, Brian Johnson (210-330), 2005; **.627**, Travis Wilson (128-204), 2012; **.622**, Jordan Wynn (186-299), 2010; **.621**, Travis Wilson (195-314), 2015; **.617**, Ricky Hardin (179-290), 1980; **.607**, Larry Egger (232-382), 1986, Travis Wilson (190-313), 2014; **.606**, Scott Mitchell (323-533), 1988, Jon Hays (63-104), 2012; **.602**, Don Rydalch (77-128), 1953.

Career: (Min. 150 Att.) **.663**, Alex Smith (389-587), 2002-04; **.662**, Brian Johnson (673-1017), 2004-05, 07-08; **.637**, Mike McCoy (571-896), 1992-94, Terrance Cain (198-311), 2009; **.621**, Lee Grosscup (162-261), 1957-58; **.606**, Ricky Hardin (195-322), 1979-80; **.605**, Travis Wilson (646-1068), 2012-15; **.603**, Jordan Wynn (381-632), 2009-12; **.590**, Brett Ratliff (276-468), 2005-06; **.587**, Larry Egger (469-799), 1985-86; **.582**, Jonathan Crosswhite (258-443), 1997-98; **.575**, Jon Hays (183-318), 2011-12; **.574**, Scott Mitchell (669-1165), 1987-89, Frank Dolce (365-636), 1991-92; **.570**, Mike Fouts (356-625), 1995-96.

INTERCEPTIONS

Game: **8**, Pat Degnan vs. Arizona State, 1975; **6**, Dan Hagemann vs. Iowa State, 1976, Travis Wilson vs. UCLA, 2013; **5**, Don Rydalch vs. Wyoming, 1953, William Nofsinger vs. Oregon, 1960, Gordon Longmire vs. Arizona, 1971; **4**, 13 times (recent: Travis Wilson vs. Southern California, 2015).

Season: **22**, Don Van Galder, 1973, Larry Egger, 1985; **21**, Pat Degnan, 1975; **19**, Ricky Hardin, 1980, Scott Mitchell, 1989; **18**, Ray Groth, 1968, Randy Gomez, 1978; **17**, Gordon Longmire, 1971, Chris Mendonca, 1987; **16**, Randy Gomez, 1977, Mike Richmond, 1990, Travis Wilson, 2013.

Career: **43**, Don Van Galder, 1971-73; **38**, Scott Mitchell, 1987-89; **37**, Travis Wilson, 2012-15; **34**, Randy Gomez, 1977-78; **31**, Larry Egger, 1985-86; **30**, Mike Richmond, 1988-91; **27**, Ray Groth, 1967-69, Brian Johnson, 2004-05, 07-08.

TOUCHDOWN PASSES

Game: **6**, Ricky Hardin vs. New Mexico, 1980, Scott Mitchell vs. UTEP, 1989; **5**, Larry Egger vs. UTEP, 1986, Scott Mitchell vs. Air Force, 1988, Scott Mitchell vs. Utah State, 1989, Mike McCoy vs. Wyoming, 1994, Alex Smith vs. San Diego State, 2004, Brian Johnson vs. San Diego State, 2008, Travis Wilson vs. Fresno State, 2014; **4**, 29 times (recent: Troy Williams vs. Arizona State, 2016).

Season: **32**, Alex Smith, 2004; **31**, Scott Mitchell, 1989; **29**, Scott Mitchell, 1988; **28**, Mike McCoy, 1994; **27**, Brian Johnson, 2008; **23**, Brett Ratliff, 2006; **21**, Larry Egger, 1986, Mike McCoy, 1993, Mike Fouts, 1996; **19**, Randy Gomez, 1978; **18**, Larry Egger, 1985, Mike Fouts, 1995, Brian Johnson, 2005, Travis Wilson, 2014; **17**, Don Van Galder, 1973, Jordan Wynn, 2010; **16**, Lance Rice, 2001, Travis Wilson, 2013.

Career: **69**, Scott Mitchell, 1987-89; **57**, Brian Johnson, 2004-05, 07-08; **54**, Travis Wilson, 2012-15; **49**, Mike McCoy, 1992-94; **47**, Alex Smith, 2002-04; **39**, Don Van Galder, 1971-73, Larry Egger, 1985-86, Mike Fouts, 1995-96; **33**, Jordan Wynn, 2009-12; **31**, Brett Ratliff, 2005-06; **30**, Frank Dolce, 1991-92; **29**, Randy Gomez, 1977-78; **26**, Darnell Arceneaux, 1997-00, Lance Rice, 2000-03; **23**, Mark Stevens, 1983-84; **20**, Gary Hertzfeldt, 1961-63, Jack Gehrke, 1965-67.

MOST YARDS PASSING

Game: **620**, Scott Mitchell vs. Air Force, 1988; **511**, Scott Mitchell vs. Idaho St, 1988; **492**, Larry Egger vs. UTEP, 1986; **476**, Larry Egger vs. Air Force, 1986, Mike Fouts vs. Kansas, 1996; **459**, Mike McCoy vs. Air Force, 1993; **453**, Scott Mitchell vs. UTEP, 1988; **447**, Mike McCoy vs. Hawai'i, 1993; **440**, Brett Elliott vs. New Mexico, 2002; **434**, Mike McCoy vs. Brigham Young, 1993; **417**, Brian Johnson vs. San Diego State, 2005; **409**, Scott Mitchell vs. San Diego State, 1989; **406**, Chris Mendonca vs. Utah State, 1987; **403**, Frank Dolce vs. Oregon State, 1992.

Season: **4322**, Scott Mitchell, 1988; **3860**, Mike McCoy, 1993; **3211**, Scott Mitchell, 1989; **3035**, Mike McCoy, 1994; **2988**, Larry Egger, 1985; **2972**, Brian Johnson, 2008; **2952**, Alex Smith, 2004; **2892**, Brian Johnson, 2005; **2796**, Brett Ratliff, 2006; **2761**, Larry Egger, 1986; **2757**, Troy Williams, 2016; **2581**, Mike Fouts, 1995; **2526**, Mike Fouts, 1996; **2458**, Ricky Hardin, 1980.

Career: **8981**, Scott Mitchell, 1987-89; **7853**, Brian Johnson, 2004-05, 07-08; **7404**, Mike McCoy, 1992-94; **7403**, Travis Wilson, 2012-15; **5749**, Larry Egger, 1985-86; **5203**, Alex Smith, 2002-04; **5107**, Mike Fouts, 1995-96; **4813**, Frank Dolce, 1991-92; **4637**, Jordan Wynn, 2009-12; **4402**, Don Van Galder, 1971-73; **4042**, Randy Gomez, 1977-78; **4020**, Darnell Arceneaux, 1997-00; **3875**, Mark Stevens, 1983-84; **3469**, Lance Rice, 2000-03; **3438**, Brett Ratliff, 2005-06; **3203**, Jonathan Crosswhite, 1997-98; **3046**, Mike Richmond, 1988-91.

YARDS PASSING PER GAME

Season: (Min. 8 games) **392.91**, Scott Mitchell, 1988; **321.67**, Mike McCoy, 1993; **321.10**, Scott Mitchell, 1989; **298.80**, Larry Egger, 1985; **289.20**, Brian Johnson, 2005; **275.91**, Mike McCoy, 1994; **263.22**, Frank Dolce, 1992; **251.00**, Larry Egger, 1992; **246.0**, Alex Smith, 2004; **234.64**, Mike Fouts, 1995; **233.40**, Jordan Wynn, 2010; **229.64**, Mike Fouts, 1996; **228.62**, Brian Johnson, 2008; **223.45**, Ricky Hardin, 1980.

Career: (Min. 15 games) **280.66**, Scott Mitchell, 1987-89; **261.32**, Larry Egger, 1985-86; **255.31**, Mike McCoy, 1992-94; **240.65**, Frank Dolce, 1991-92; **232.14**, Mike Fouts, 1995-96; **210.77**, Jordan Wynn, 2009-12; **208.12**, Alex Smith, 2002-04; **191.00**, Brett Ratliff, 2005-06; **183.73**, Randy Gomez, 1977-78; **179.18**,

Mike Richmond, 1988-91; **178.48**, Brian Johnson, 2004-05, 07-08; **168.58**, Jonathan Crosswhite, 1997-98; **168.48**, Mark Stevens, 1983-84; **160.93**, Travis Wilson, 2012-15.

PASSING EFFICIENCY

Game: (Min. 12 attempts) **253.78**, Steve Marshall vs. Colorado State, 1972; **248.29**, Mike Fouts vs. New Mexico, 1995; **245.12**, Kenny Vierra vs. Utah State, 1982; **242.51**, Travis Wilson vs. Weber State, 2013; **242.27**, Mike McCoy vs. Colorado State, 1993; **239.52**, Mark Stevens vs. Wyoming, 1983; **237.88**, Brett Ratliff vs. UNLV, 2006; **229.74**, Jack Gehrke vs. Hawaii, 1967; **228.97**, Randy Gomez vs. Idaho State, 1978; **226.51**, Alex Smith vs. San Diego State, 2003; **225.55**, Alex Smith vs. Colorado State, 2004; **224.34**, Brian Johnson vs. Utah State, 2005.

Season: (Min. 100 Attempts) **176.52**, Alex Smith, 2004; **175.50**, Lee Grosscup, 1957; **152.35**, Alex Smith, 2003; **151.06**, Mike McCoy, 1993; **151.01**, Brian Johnson, 2005; **150.22**, Mike McCoy, 1994; **149.43**, Brian Johnson, 2008; **147.18**, Mike Fouts, 1996; **146.56**, T.D. Crowsaw, 1999; **141.04**, Scott Mitchell, 1988; **139.85**, Jordan Wynn, 2010; **139.40**, Terrance Cain, 2009; **136.89**, Ricky Hardin, 1980; **136.36**, Ken Vierra, 1982; **136.10**, Mark Stevens, 1984; **134.88**, Larry Egger, 1986; **134.72**, Travis Wilson, 2014; **134.22**, Scott Mitchell, 1987.

Career: (Min. 250 Attempts) **164.42**, Alex Smith, 2002-04; **146.32**, Lee Grosscup, 1957-58; **146.05**, Mike McCoy, 1992-94; **144.22**, Brian Johnson, 2004-05, 07-08; **140.11**, Mike Fouts, 1995-96; **140.05**, Terrance Cain, 2009-10; **137.84**, Brett Ratliff, 2005-06; **135.20**, Scott Mitchell, 1987-89; **133.77**, Jordan Wynn, 2009-12; **130.23**, Frank Dolce, 1991-92; **129.63**, Mark Stevens, 1983-84; **129.50**, Ricky Hardin, 1979-80; **128.47**, Travis Wilson, 2012-15; **127.49**, Larry Egger, 1985-86; **126.76**, Jon Hays, 2011-12; **125.00**, Jonathan Crosswhite, 1997-98.

YARDS PER PASS COMPLETION

Game: (Min. 15 Attempts) **22.67**, Mike Fouts vs. Kansas, 1996; **21.60**, Mark Stevens vs. Colorado State, 1983; **21.18**, Brian Johnson vs. New Mexico, 2005; **20.38**, Travis Wilson vs. Idaho State, 2014; **20.17**, Travis Wilson vs. Arizona State, 2013; **20.00**, Alex Smith vs. Air Force, 2004; **19.65**, Scott Mitchell vs. Idaho State, 1988; **19.12**, Scott Mitchell vs. Fresno State, 1989; **19.00**, Mike Fouts vs. New Mexico, 1995; **18.86**, Travis Wilson vs. Weber State, 2013; **18.85**, Troy Williams vs. Arizona, 2016; **18.65**, Mark Stevens vs. San Diego State, 1984; **18.52**, Mike McCoy vs. San Diego State, 1993; **18.29**, Scott Mitchell vs. Brigham Young, 1988.

Season: (Min. 100 Attempts) **13.79**, Alex Smith, 2004; **13.77**, Brian Johnson, 2005; **13.74**, Travis Wilson, 2013; **13.44**, Adam Schulz, 2013; **13.32**, Troy Williams, 2016; **12.99**, Alex Smith, 2003; **12.78**, Jordan Wynn, 2009; **12.55**, Jordan Wynn, 2010; **12.26**, Brett Ratliff, 2006; **12.16**, Jon Hays, 2011; **11.85**, Terrance Cain, 2009; **11.42**, Travis Wilson, 2014; **11.09**, Brian Johnson, 2008; **11.02**, Jordan Wynn, 2011; **10.74**, Travis Wilson, 2015; **10.37**, Jon Hays, 2012; **10.24**, Travis Wilson, 2012; **10.20**, Lee Grosscup, 1957, Brian Johnson, 2007; **8.98**, Mike McCoy, 1993; **8.75**, Mark Stevens, 1984; **8.48**, Ricky Hardin, 1980; **8.36**, Mike Fouts, 1996.



INDIVIDUAL RECORDS

CAREER WINS BY A STARTING QUARTERBACK

26 (26-7)	Brian Johnson (2005, 2007-08)
24 (24-15)	Travis Wilson (2012-15)
21 (21-1)	Alex Smith (2003-04)
18 (18-9)	Mike McCoy (1992-94)
15 (15-6)	Mike Fouts (1995-96)

Career: (Min. 250 Attempts) **13.38**, Alex Smith, 2002-04; **13.32**, Troy Williams, 2016; **12.46**, Brett Ratliff, 2005-06; **12.17**, Jordan Wynn, 2009-12; **11.75**, Terrance Cain, 2009-10; **11.67**, Brian Johnson, 2004-05, 07-08; **11.54**, Jon Hays, 2011-12; **11.46**, Travis Wilson, 2012-15; **8.53**, Lee Grosscup, 1957-58; **8.26**, Mike McCoy, 1992-94; **8.24**, Darnell Arceneaux, 1997-00; **8.17**, Mike Fouts, 1995-96; **8.08**, Ricky Hardin, 1979-80; **8.01**, Mark Stevens, 1983-84; **7.71**, Scott Mitchell, 1987-89; **7.57**, Frank Dolce, 1991-92; **7.50**, Don Van Galder, 1971-73; **7.23**, Jonathan Crosswhite, 1997-98; **7.20**, Larry Egger, 1985-86.

200-YARD PASSING GAMES

Season: **11**, Larry Egger, 1985, Scott Mitchell, 1988, Mike McCoy, 1993; **10**, Mike McCoy, 1994, Brian Johnson, 2005; **9**, Scott Mitchell, 1989; **8**, Frank Dolce, 1991, Frank Dolce, 1992, Mike Fouts, 1995, Mike Fouts, 1996, Brett Ratliff, 2006, Brian Johnson, 2008; **7**, Ricky Hardin, 1980, Larry Egger, 1986; Alex Smith, 2004, Troy Williams, 2016; **6**, Mike Richmond, 1990, Alex Smith, 2003, Travis Wilson, 2013.

Career: **23**, Scott Mitchell, 1987-89; **21**, Mike McCoy, 1992-94, Brian Johnson, 2004-05, 07-08; **18**, Larry Egger, 1985-86; **16**, Frank Dolce, 1991-92, Mike Fouts, 1995-96, Travis Wilson, 2012-15; **13**, Alex Smith, 2002-04; **11**, Jordan Wynn, 2009-12; **10**, Brett Ratliff, 2005-06; **9**, Don Van Galder, 1971-73, Randy Gomez, 1977-78; **8**, Mike Richmond, 1988-90; **7**, Ricky Hardin, 1979-80, Mark Stevens, 1983-84, Troy Williams, 2016.

300-YARD PASSING GAMES

Season: **8**, Scott Mitchell, 1988; **7**, Mike McCoy, 1993; **6**, Scott Mitchell, 1989; **4**, Mike McCoy, 1994, Brian Johnson, 2005; **3**, Larry Egger, 1985, Larry Egger, 1986, Mike Richmond, 1990, Frank Dolce, 1992, Mike Fouts, 1995, Mike Fouts, 1996, Alex Smith, 2004, Brian Johnson, 2008, Jordan Wynn, 2010; **2**, Mark Stevens, 1983, Chris Mendonca, 1987, Mike Richmond, 1989, Frank Dolce, 1991.

Career: **14**, Scott Mitchell, 1987-89; **11**, Mike McCoy, 1992-94; **8**, Brian Johnson, 2004-05, 07-08; **6**, Larry Egger, 1985-86, Frank Dolce, 1991-92, Mike Fouts, 1995-96; **5**, Mike Richmond, 1988-90; **4**, Alex Smith, 2002-04, Jordan Wynn, 2009-12; **3**, Mark Stevens, 1983-84, Travis Wilson, 2012-15; **2**, Chris Mendonca, 1985-87, Brett Ratliff, 2005-06; **1**, 9 times (Recent: Adam Schulz, 2013).

400-YARD PASSING GAMES

Season: **3**, Scott Mitchell, 1988, Mike McCoy, 1993; **2**, Larry Egger, 1986; **1**, Chris Mendonca, 1987, Scott Mitchell, 1989, Frank Dolce, 1992, Mike Fouts, 1996, Brett Elliott, 2002, Brian Johnson, 2005.

Career: **4**, Scott Mitchell, 1987-89; **3**, Mike McCoy, 1994-94; **2**, Larry Egger, 1985-86; **1**, Chris Mendonca, 1985-87, Frank Dolce, 1991-92, Mike Fouts, 1995-96, Brett Elliott, 2001-02, Brian Johnson, 2004-05, 07-08.

500-YARD PASSING GAMES

Season: **2**, Scott Mitchell, 1988.
Career: **2**, Scott Mitchell, 1987-89.

600-YARD PASSING GAMES

Season: **1**, Scott Mitchell, 1988.
Career: **1**, Scott Mitchell, 1987-89.

TOTAL OFFENSE

TOTAL PLAYS

Game: **69**, Scott Mitchell vs. San Diego State, 1989; **68**, Scott Mitchell vs. Air Force, 1988, Frank Dolce vs. Brigham Young, 1992; **66**, Scott Mitchell vs. UTEP, 1988, **65**, Scott Mitchell vs. Illinois, 1988; **63**, Larry Egger vs. UTEP, 1986, Brian Johnson vs. San Diego State, 2005; **61**, Scott Mitchell vs. Stanford, 1989.

Season: **589**, Scott Mitchell, 1988; **529**, Mike McCoy, 1993; **508**, Scott Mitchell, 1989; **502**, Brian Johnson, 2008; **501**, Troy Williams, 2016; **489**, Brett Ratliff, 2006; **482**, Brian Johnson, 2005; **475**, Larry Egger, 1985; **456**, Mike McCoy, 1994; **454**, Travis Wilson, 2015; **452**, Alex Smith, 2004; **428**, Larry Egger, 1986; **427**, Travis Wilson, 2014; **415**, Mark Stevens, 1983, Alex Smith, 2003; **400**, Chris Mendonca, 1987; **391**, Frank Dolce, 1991.

Career: **1467**, Travis Wilson, 2012-15; **1383**, Brian Johnson, 2004-05, 07-08; **1306**, Scott Mitchell, 1987-89; **1103**, Mike McCoy, 1992-94; **903**, Larry Egger, 1985-86; **873**, Alex Smith, 2002-04; **840**, Don Van Galder, 1971-73; **788**, Mark Stevens, 1983-84; **773**, Frank Dolce, 1991-92; **712**, Darnell Arceneaux, 1997-00; **701**, Mike Fouts, 1995-96; **688**, Jordan Wynn, 2009-12; **675**, Randy Gomez, 1977-78; **648**, Tony Lindsay, 1977-80.

TOTAL YARDS

Game: **614**, Scott Mitchell vs. Air Force, 1988; **513**, Scott Mitchell vs. Idaho State, 1988; **489**, Larry Egger vs. UTEP, 1986; **483**, Brian Johnson vs. San Diego State, 2005; **468**, Larry Egger vs. Air Force, 1986; **461**, Mike McCoy vs. Brigham Young, 1993; **458**, Mike Fouts vs. Kansas, 1996; **451**, Brian Johnson vs. Wyoming, 2005; **446**, Mike McCoy vs. Hawaii, 1993; **443**, Scott Mitchell vs. UTEP, 1988; **440**, Mike McCoy vs. Air Force, 1993, Brett Elliott vs. New Mexico, 2002; **435**, Alex Smith vs. Texas A&M, 2004.

Season: **4299**, Scott Mitchell, 1988; **3969**, Mike McCoy, 1993; **3583**, Alex Smith, 2004; **3370**, Brian Johnson, 2005; **3133**, Scott Mitchell, 1989; **3104**, Mike McCoy, 1994; **3100**, Brian Johnson, 2008; **3056**, Brett Ratliff, 2006; **2992**, Troy Williams, 2016; **2890**, Larry Egger, 1985; **2625**, Larry Egger, 1986; **2585**, Travis Wilson, 2015; **2520**, Mark Stevens, 1983; **2479**, Travis Wilson, 2014; **2457**, Frank Dolce, 1991; **2447**, Mike Fouts, 1996.

Career: **8836**, Scott Mitchell, 1987-89; **8701**, Brian Johnson, 2004-05, 07-08; **8628**, Travis Wilson, 2012-15; **7559**, Mike McCoy, 1992-94; **6275**, Alex Smith,

2002-04; **5515**, Larry Egger, 1985-86; **4891**, Mike Fouts, 1995-96; **4861**, Mark Stevens, 1983-84; **4831**, Frank Dolce, 1991-92; **4758**, Darnell Arceneaux, 1997-00; **4689**, Don Van Galder, 1971-73; **4565**, Jordan Wynn, 2009-12; **3971**, Randy Gomez, 1977-78; **3799**, Brett Ratliff, 2005-06; **3454**, Lance Rice, 2000-03; **3219**, Eddie Johnson, 1984-88.

TOTAL OFFENSE PER GAME

Season: (Min. 8 Games) **390.82**, Scott Mitchell, 1988; **337.00**, Brian Johnson, 2005; **330.75**, Mike McCoy, 1993; **313.30**, Scott Mitchell, 1989; **298.58**, Alex Smith, 2004; **289.00**, Larry Egger, 1985; **285.18**, Mike McCoy, 1984; **263.78**, Frank Dolce, 1992; **254.4**, Alex Smith, 2003; **245.88**, Travis Wilson, 2013; **238.64**, Larry Egger, 1986; **238.46**, Brian Johnson, 2008; **235.08**, Brett Ratliff, 2006; **232.30**, Jordan Wynn, 2010; **230.15**, Troy Williams, 2016; **229.09**, Mark Stevens, 1983.

Career: (Min. 15 Games) **276.13**, Scott Mitchell, 1987-89; **260.66**, Mike McCoy, 1992-94; **251.00**, Alex Smith, 2002-04; **250.68**, Larry Egger, 1985-86; **241.55**, Frank Dolce, 1991-92; **222.32**, Mike Fouts, 1995-96; **211.35**, Mark Stevens, 1983-84; **211.06**, Brett Ratliff, 2005-06; **207.50**, Jordan Wynn, 2009-12; **197.75**, Brian Johnson, 2004-05, 07-08; **187.57**, Travis Wilson, 2012-15; **180.50**, Randy Gomez, 1977-78; **163.58**, Jonathan Crosswhite, 1997-98.

YARDS PER PLAY

Game: (Min. 37 Plays) **11.14**, Mike McCoy vs. Colorado State, 1993; **11.11**, Frank Dolce vs. Oregon State, 1992; **10.65**, Mike Fouts vs. Kansas, 1996; **10.47**, Scott Mitchell vs. Idaho State, 1988; **10.36**, Alex Smith vs. Texas A&M, 2004; **10.03**, Mike McCoy vs. UTEP, 1994; **9.98**, Mike McCoy vs. San Diego State, 1993; **9.78**, Mike McCoy vs. Air Force, 1993; **9.52**, Brian Johnson vs. Navy, 2007; **9.27**, Chris Mendonca vs. Utah State, 1987; **9.15**, Travis Wilson vs. Oregon State, 2013; **9.03**, Scott Mitchell vs. Air Force, 1988; **8.95**, Brian Johnson vs. Louisville, 2007; **8.77**, Scott Mitchell vs. Utah State, 1989.

Season: (Min. 100 Plays) **7.93**, Alex Smith, 2004; **7.50**, Mike McCoy, 1993; **7.33**, Jordan Wynn, 2010; **7.30**, Scott Mitchell, 1988; **7.24**, Mike Fouts, 1996; **7.00**, Lee Grosscup, 1957; **6.99**, Brian Johnson, 2005; **6.96**, Travis Wilson, 2013; **6.91**, Darnell Arceneaux, 1998; **6.82**, Ricky Hardin, 1980, Mike Richmond, 1989; **6.81**, Mike McCoy, 1994; **6.73**, Mike Fouts, 1995; **6.72**, Scott Mitchell, 1987.

Career: (Min. 250 Plays) **7.19**, Alex Smith, 2002-04; **6.98**, Mike Fouts, 1995-96; **6.85**, Mike McCoy, 1992-94; **6.81**, Darnell Arceneaux, 1997-98; **6.77**, Scott Mitchell, 1987-89; **6.68**, Darnell Arceneaux, 1997-00; **6.66**, Ken Vierra, 1981-82; **6.64**, Jordan Wynn, 2009-12; **6.46**, Brett Ratliff, 2005-06; **6.45**, Terrance Cain, 2009; **6.29**, Brian Johnson, 2004-05, 07-08; **6.25**, Frank Dolce, 1991-92; **6.17**, Mark Stevens, 1983-84; **6.13**, Ricky Hardin, 1979-80; **6.11**, Larry Egger, 1985-86.

TOTAL TOUCHDOWNS

Game: **7**, Steve Marshall vs. Colorado State, 1972; **6**, Ricky Hardin vs. New Mexico, 1980, Mark Stevens vs. Wyoming, 1983, Scott Mitchell vs. Utah State, 1989, Scott Mitchell vs. UTEP, 1989; **5**, Larry Egger vs. UTEP, 1986, Scott Mitchell vs. Air Force, 1988, Frank Dolce vs. Wyoming, 1991, Mike McCoy vs. Wyoming, 1994,

INDIVIDUAL RECORDS

Alex Smith vs. Wyoming, 2003, Alex Smith vs. Texas A&M, 2004, Alex Smith vs. North Carolina, 2004, Alex Smith vs. San Diego State, 2004, Brian Johnson vs. Air Force, 2005, Brian Johnson vs. Wyoming, 2005, Brett Ratliff vs. Brigham Young, 2005, Brett Ratliff vs. UNLV, 2006, Brian Johnson vs. San Diego State, 2008, Travis Wilson vs. Weber State, 2013, Travis Wilson vs. Oregon State, 2013, Travis Wilson vs. Fresno State, 2014, Travis Wilson vs. Oregon, 2015; **4**, 30 times (Recent: **Troy Williams** vs. Arizona State, 2016).

Season: **42**, Alex Smith, 2004; **33**, Scott Mitchell, 1989; **29**, Scott Mitchell, 1988, Mike McCoy, 1994; **28**, Brian Johnson, 2008; **26**, Brian Johnson, 2005; **25**, Don Van Galder, 1973; **24**, Mark Stevens, 1984, Brett Ratliff, 2006; **23**, Travis Wilson, 2014; **22**, Mark Stevens, 1983, Frank Dolce, 1992, Mike Fouts, 1996; **21**, Larry Egger, 1985 and 1986, Mike McCoy, 1993, Travis Wilson, 2013.

Career: **75**, Travis Wilson, 2012-15; **72**, Scott Mitchell, 1987-89; **69**, Brian Johnson, 2004-05, 07-08; **62**, Alex Smith, 2002-04; **52**, Don Van Galder, 1971-73; **51**, Mike McCoy, 1992-94; **46**, Mark Stevens, 1983-84; **42**, Larry Egger, 1985-86, Frank Dolce, 1991-92; **41**, Mike Fouts, 1995-96; **33**, Brett Ratliff, 2005-06, Jordan Wynn, 2009-12; **31**, Del Rodgers, 1978-81; **30**, Randy Gomez, 1977-78; **26**, Eddie Johnson, 1984-88, Mike Richmond, 1988-91; Matt Asiatea, 2007-10.

RECEIVING

MOST RECEPTIONS

Game: **17**, Loren Richey vs. UTEP, 1986; **16**, Travis LaTendresse vs. Georgia Tech, 2005; **15**, Paris Warren vs. Pittsburgh, 2004; **14**, Rodney Wells vs. Idaho State, 1987; **13**, Danny Huey vs. Wyoming, 1983, Bryan Bero vs. Idaho State, 1988, Daniel Jones vs. Fresno State, 1998, Paris Jackson vs. San Diego State, 2002; **12**, Lance Robbins vs. Utah State, 1972, Aaron Grimm vs. Hawaii, 1988, John Madsen vs. Wyoming, 2005, Freddie Brown vs. Alabama, 2008; **11**, 7 times (Recent: DeVonte Christopher vs. USC, 2011).

Season: **81**, David Reed, 2009; **80**, Paris Warren, 2004; **77**, Freddie Brown, 2008; **76**, Paris Warren, 2003; **73**, Loren Richey, 1985, Dennis Smith, 1989; **67**, Loren Richey, 1986, Steve Savoy, 2004; **65**, Carl Harry, 1988; **64**, Craig McEwen, 1986; **63**, Carl Harry, 1987, Deron Claiborne, 1994; **61**, Curtis Marsh, 1994; **60**, Louis Thomas, 1968, Bryan Rowley, 1991, Kevin Dyson, 1997, Derrek Richards, 2006.

Career: **192**, Kevin Dyson, 1994-97; **177**, Bryan Rowley, 1989-93; **156**, Dennis Smith, 1986-89, Paris Warren, 2003-04; **152**, Jereme Brooks, 2007-10; **149**, Carl Harry, 1986-88; **140**, Loren Richey, 1985-86; **135**, Travis LaTendresse, 2002-05, Derrek Richards, 2004-07; **134**, Dres Anderson, 2011-14; **128**, Brent Casteel, 2005-08, Braden Godfrey, 2006-08; **127**, Kenneth Scott, 2011-15; **125**, Brian Hernandez, 2005-07; **124**, Henry Lusk, 1991-95, Cliff Russell, 1998-2001; **120**, Curt Jones, 1985-88; **116**, Freddie Brown, 2005-08; **111**, Craig McEwen, 1985-86; **110**, James Teahan, 1978-81; **107**, Steve Savoy, 2003-04; **106**, David Reed, 2008-09; **105**, Deron Claiborne, 1993-94, DeVonte Christopher, 2009-12.



David Reed owns the school record for receiving yards in a season (1,188 in 2009).

RECEIVING YARDS

Game: **255**, Carl Harry vs. Idaho State, 1988; **214**, Travis LaTendresse vs. Georgia Tech, 2005; **213**, Loren Richey vs. UTEP, 1986; **200**, Bryan Rowley vs. Hawaii, 1991; **199**, Danny Huey vs. San Diego State, 1984; **198**, Paris Warren vs. Pittsburgh, 2004; **197**, Daniel Jones vs. Fresno State, 1998; **194**, Jack Steptoe vs. New Mexico, 1976; **192**, Travis LaTendresse vs. New Mexico, 2005; **190**, Curt Jones vs. San Diego State, 1987; **187**, Daniel Jones vs. UTEP, 1997; **183**, Louis Thomas vs. Arizona State, 1968.

Season: **1188**, David Reed, 2009; **1145**, Carl Harry, 1988; **1091**, Dennis Smith, 1989; **1076**, Paris Warren, 2004; **1011**, Bryan Rowley, 1991; **1006**, Louis Thomas, 1968; **1002**, Dres Anderson, 2013; **971**, Loren Richey, 1985; **961**, Steve Savoy, 2004; **900**, Freddie Brown, 2008; **869**, Danny Huey, 1984; **866**, Rocky Henry, 1995; **860**, Steve Smith, 1999; **859**, Curtis Marsh, 1994; **850**, Aaron Grimm, 1988; **838**, Bryan Rowley, 1993.

Career: **3143**, Bryan Rowley, 1989-93; **2726**, Kevin Dyson, 1994-97; **2283**, Carl Harry, 1986-88; **2168**, Dennis Smith, 1986-89; **2077**, Dres Anderson, 2011-14; **1885**, Paris Warren, 2003-04; **1872**, James Teahan, 1978-81; **1862**, Cliff Russell, 1998-2001; **1843**, Jereme Brooks, 2007-10; **1807**, Henry Lusk, 1991-95; **1782**, Travis LaTendresse, 2002-05; **1746**, Loren Richey, 1985-86; **1662**, DeVonte Christopher, 2009-12; **1654**, Brent Casteel, 2005-08; **1644**, Derrek Richards, 2004-07; **1624**, Steve Savoy, 2003-04; **1615**, David Reed, 2008-09; **1603**, Steve Smith, 1999-00; **1540**, Deron Claiborne, 1993-94; **1518**, Brian Hernandez, 2005-07; **1492**, Danny Huey, 1983-84; **1476**, Jack Steptoe, 1976-77.

RECEIVING YARDS PER GAME

Season: (Min. 8 Games) **104.09**, Carl Harry, 1988; **100.60**, Louis Thomas, 1968; **91.38**, David Reed, 2009; **90.92**, Dennis Smith, 1989; **90.00**, Travis LaTendresse, 2005; **89.67**, Paris Warren, 2004; **88.27**, Loren Richey, 1985; **85.00**, Aaron Grimm, 1988; **84.25**, Bryan Rowley, 1991; **83.50**, Dres Anderson, 2013; **80.10**, Steve Savoy, 2004; **78.73**, Rocky Henry, 1995; **78.20**, Steve Smith, 1999; **78.09**, Curtis Marsh, 1994.

Career: (Min. 15 Games) **83.14**, Loren Richey, 1985-86; **81.95**, Paris Warren, 2003-04; **76.33**, Steve Smith, 1999-00; **71.75**, Daniel Jones, 1997-98; **70.00**, Deron Claiborne, 1993-94; **69.18**, Carl Harry, 1986-88; **67.67**, Steve Savoy, 2003-04; **67.09**, Jack Steptoe, 1976-77; **66.87**, Bryan Rowley, 1989-93; **66.24**, Rocky Henry, 1995-96; **65.29**, Aaron Grimm, 1987-88; **64.87**, Danny Huey, 1983-84; **63.32**, Frank Henry, 1977-78.

RECEIVING TOUCHDOWNS

Game: **4**, Dennis Smith vs. Utah State, 1989, Dennis Smith vs. Air Force, 1989, Travis LaTendresse vs. Georgia Tech, 2005; **3**, 13 times (recent: **Raelon Singleton** vs. Arizona State, 2016).

Season: **18**, Dennis Smith, 1989; **14**, Carl Harry, 1988; **12**, Paris Warren, 2004; **11**, Steve Odom, 1972, Bryan Rowley, 1991, Curtis Marsh, 1994, Steve Savoy, 2004; **10**, Brent Casteel, 2006; **9**, Jack Steptoe, 1976; **8**, Steve Odom, 1973, Jack Steptoe, 1977, Kevin Dyson, 1996, Steve Smith, 1999, Travis LaTendresse, 2005; **7**, Louis Thomas, 1968, Loren Richey, 1985, Craig McEwen, 1986, Darrel Hicks, 1989, Steve Savoy, 2003, Freddie Brown, 2008, Jereme Brooks, 2009, Dres Anderson, 2013.

Career: **25**, Bryan Rowley, 1989-93; **24**, Dennis Smith, 1986-89; **20**, Carl Harry, 1986-88; **19**, Steve Odom, 1971-73; **18**, Kevin Dyson, 1994-97, Steve Savoy, 2003-04; **17**, Jack Steptoe, 1976-77, Brent Casteel, 2005-08, Dres Anderson, 2011-14; **16**, Paris Warren, 2003-04; **14**, Jereme Brooks, 2007-10; **13**, Willie Armstead, 1972-74, Loren Richey, 1985-86, Curt Jones, 1985-88, Derrek Richards, 2004-07, DeVonte Christopher, 2009-12; **12**, Henry Lusk, 1991-95, Curtis Marsh, 1993-94, Steve Smith, 1999-00, Travis LaTendresse, 2002-05, John Madsen, 2003-05.

AVERAGE YARDS PER CATCH

Game: (Min. 3 Receptions) **48.50**, Jack Steptoe vs. New Mexico, 1976; **44.00**, Kevin Dyson vs. Tulsa, 1996; **43.33**, Steve Abrams vs. Fresno State, 1989; **39.33**, Jim Teahan vs. Wyoming, 1981; **39.00**, Willie Armstead vs. San Jose State, 1974; **38.00**, Steve Odom vs. Oregon, 1973; **37.33**, Bryan Rowley vs. UTEP, 1990, Brian Hernandez vs. Colorado State, 2005; **36.33**, Clifton Smith vs. Fresno State, 1989; **34.33**, James Hardy vs. Wyoming, 1984.

Season: (Min. 30 Receptions) **22.10**, Steve Odom, 1972; **21.20**, Steve Smith, 2000; **20.00**, Steve Smith, 1999; **19.79**, Jack Steptoe, 1976; **19.03**, Steve Odom, 1973; **18.98**, Deron Claiborne, 1993; **18.91**, Dres Anderson, 2013; **18.84**, Floyd Hodge, 1980; **18.08**, Brian Hernandez, 2005; **17.70**, Cliff Russell, 1999; **17.68**, Michael Cordy, 1976, Jeff Jenkins, 1987; **17.62**, Carl Harry, 1988; **17.24**, Jack Steptoe, 1977; **17.13**, Frank Henry, 1978.

INDIVIDUAL RECORDS

Career: (Min. 70 Receptions) **20.55**, Steve Smith, 1999-00; **20.00**, Steve Odom, 1971-73; **18.45**, Jack Steptoe, 1976-77; **17.76**, Bryan Rowley, 1989-93; **17.72**, Willie Armstead, 1972-74; **17.62**, James Hardy, 1983-86; **17.02**, James Teahan, 1978-81; **16.66**, Roy Jefferson, 1962-64; **16.39**, Frank Henry, 1977-78; **16.20**, Louis Thomas, 1967-68; **16.04**, Danny Huey, 1983-84

RECEIVING 100-YARD GAMES

Season: **6**, Louis Thomas, 1968, Dennis Smith, 1989, Dres Anderson 2013; **5**, Carl Harry, 1988, David Reed, 2009; **4**, Loren Richey, 1985, Carl Harry, 1987, Sean Williams, 1992, Henry Lusk, 1993, Steve Savoy, 2004, Paris Warren, 2004; **3**, Danny Huey, 1983, Danny Huey, 1984, Loren Richey, 1986, Bryan Rowley, 1990, Bryan Rowley, 1991, Bryan Rowley, 1992, Deron Claiborne, 1993, Rocky Henry, 1995, Daniel Jones, 1997, Aaron Grimm, 1988, Paris Jackson, 2002, Travis LaTendresse, 2005, John Madsen, 2005, Freddie Brown, 2008, DeVonte Christopher, 2010, Tim Patrick, 2016.

Career: **10**, Bryan Rowley, 1989-93; **9**, Carl Harry, 1986-88; **8**, Dennis Smith, 1986-89; **7**, Loren Richey, 1985-86, Dres Anderson 2011-14; **6**, Kevin Dyson, 1994-97, Danny Huey, 1983-84, Steve Savoy, 2003-04, Louis Thomas, 1967-68; **5**, David Reed, 2008-09, Cliff Russell, 1998-2001, Henry Lusk, 1991-95, Deron Claiborne, 1993-94, Steve Savoy, 2003-04, DeVonte Christopher, 2009-11; **4**, Steve Odom, 1971-73, Sean Williams, 1989-92, Daniel Jones, 1997-98, Rocky Henry, 1995-96, James Teahan, 1978-81.



Two-time Ray Guy Award winner and Consensus All-American Tom Hackett set the majority of Utah's career punting records from 2012-15.

RECEPTIONS BY A RUNNING BACK

Game: **14**, Rod Wells vs. Idaho State, 1987; **13**, Bryan Bero vs. Illinois, 1988; **11**, Clifton Smith vs. Wyoming, 1989; **9**, Devontae Booker vs. Stanford, 2014; **8**, Gene Belczyk vs. Oregon, 1971, Frank Collins vs. Arizona, 1975, Eddie Johnson vs. Air Force, 1986, Devontae Booker vs. Oregon, 2014.

Season: **52**, Bryan Bero, 1988; **44**, Clifton Smith, 1989; **43**, Devontae Booker, 2014; **37**, Devontae Booker, 2015; **35**, Mike Moseley, 1976.

Career: **91**, Clifton Smith, 1987-90; **80**, Eddie Johnson, 1984-88, Devontae Booker, 2014-15; **72**, Keith Williams, 1991-93.

PUNTING

MOST PUNTS

Game: **12**, Jerry Pullman vs. Wyoming, 1966; **11**, Craig Smith vs. Washington State, 1968, Todd Speer vs. New Mexico, 1981, Louie Sakoda, vs. Oregon State, 2007, Tom Hackett vs. Brigham Young, 2013; **10**, 13 times (Recent: Sean Sellwood vs. Utah State, 2012).

Season: **80**, Tom Hackett, 2014; **78**, Craig Smith, 1967, Mike Brown, 1974; **76**, Tom Hackett, 2013; **75**, Craig Smith, 1968; **73**, Louie Sakoda, 2007; **72**, Wayne Lammle, 1990; **69**, Sean Sellwood, 2009; **68**, Marv Bateman, 1971, Mike Brown, 1975, Rick Partridge, 1977; **65**, Carter Cowley, 1951, Marv Bateman, 1970, Hank Mondanca, 1985.

Career: **242**, Louie Sakoda, 2005-08, Tom Hackett, 2012-15; **214**, Craig Smith, 1967-69; **205**, Chris Hunter, 1996-99; **190**, Hank Mondaca, 1982-85, Sean Sellwood, 2009-12; **146**, Mike Brown, 1974-75; **135**, Herb Anderson, 1946-49; **133**, Marv Bateman, 1969-71; **130**, Wayne Lammle, 1987-90; **124**, Rick Partridge, 1977-78; **121**, Carter Cowley, 1951-53; **120**, Joseph Robinson, 1962-64.

PUNT YARDS

Game: **526**, Sean Sellwood vs. Utah State, 2012; **486**, Tom Hackett vs. Brigham Young, 2013; **471**, Craig Smith vs. Washington State, 1968; **458**, Louie Sakoda vs. Oregon State, 2007; **455**, Tom Hackett vs. Arizona State, 2013; **454**, Don Cruse vs. Wyoming, 1987; **434**, Jeff Hucko vs. Brigham Young, 1979; **432**, Marv Bateman vs. Washington State, 1971; **431**, Mike Brown vs. Iowa State, 1975; **428**, Todd Speer vs. New Mexico, 1981; **414**, Marv Bateman vs. Arizona State, 1970.

Season: **3736**, Tom Hackett, 2014; **3300**, Tom Hackett, 2013; **3269**, Marv Bateman, 1971; **3231**, Louie Sakoda, 2007; **3053**, Mitch Wishnowsky, 2016; **3044**, Craig Smith, 1968; **2990**, Rick Partridge, 1977; **2979**, Craig Smith, 1967; **2968**, Marv Bateman, 1970, Mike Brown, 1974, **2958**, Sean Sellwood, 2009; **2925**, Tom Hackett, 2015; **2827**, Wayne Lammle, 1990; **2800**, Mike Brown, 1975; **2598**, Louie Sakoda, 2006; **2579**, Jerry Pullman, 1966, Hank Mondanca, 1985.

Career: **10933**, Tom Hackett, 2012-15; **10188**, Louie Sakoda, 2005-08; **8561**, Craig Smith, 1967-69; **8454**, Chris Hunter, 1996-99; **8330**, Sean Sellwood, 2009-12; **7563**, Hank Mondaca, 1982-85; **6237**, Marv Bateman, 1969-71; **5768**, Mike Brown, 1974-75; **5428**, Rick

Partridge, 1977-78; **5144**, Wayne Lammle, 1987-90; **4985**, Dannie Marrelli, 1972-73; **4765**, Brian Lewis, 2001-02; **4674**, Steve Young, 1991-92; **4656**, Carter Cowley, 1951-53.

PUNT AVERAGE

Game: (Min. 5 Punts) **55.50**, Mitch Wishnowsky vs. Southern Utah, 2016; **55.40**, Tom Hackett vs. Fresno State, 2014; **54.14**, Marv Bateman vs. Wyoming, 1970, Marv Bateman vs. Wyoming, 1971; **53.67**, Mitch Wishnowsky vs. Washington, 2016; **53.20**, Marv Bateman vs. Arizona State, 1971; **52.60**, Sean Sellwood vs. Utah State, 2012; **51.86**, Craig Smith vs. San Jose State, 1969; **51.60**, Marv Bateman vs. Brigham Young, 1970; **51.50**, Carter Cowley vs. Oregon State, 1952; **51.13**, Marv Bateman vs. Iowa State, 1970; **51.00**, Marv Bateman vs. Colorado State, 1971; **50.57**, Tom Hackett vs. Colorado, 2015; **50.56**, Tom Hackett vs. Arizona State, 2013; **50.50**, Don Cruse vs. Brigham Young, 1987; **50.14**, Rick Partridge vs. Wyoming, 1978.

Season: (Min. 35 Punts) **48.07**, Marv Bateman, 1971; **47.95**, Tom Hackett, 2015; **47.70**, Mitch Wishnowsky, 2016; **46.70**, Tom Hackett, 2014; **46.53**, Sean Sellwood, 2012; **45.66**, Marv Bateman, 1970; **45.02**, Sean Sellwood, 2011; **44.26**, Louie Sakoda, 2007; **44.03**, Louie Sakoda, 2006; **43.97**, Rick Partridge, 1977; **43.74**, Chris Hunter, 1997; **43.54**, Rick Partridge, 1978; **43.42**, Tom Hackett, 2013; **43.19**, Milt Smith, 1951; **43.18**, Dannie Marrelli, 1972; **42.97**, Don Cruse, 1987; **42.87**, Sean Sellwood, 2009; **42.60**, Brian Lewis, 2002; **42.09**, Louie Sakoda, 2008; **41.73**, Matt Kovacevich, 2004; **41.64**, Jeff Hucko, 1979; **41.61**, Craig Smith, 1969.

Career: (Min. 100 Atts.) **46.89**, Marv Bateman, 1969-71; **45.18**, Tom Hackett, 2012-15; **43.84**, Sean Sellwood, 2009-12; **43.77**, Rick Partridge, 1977-78; **43.17**, Sean Sellwood, 2009-11; **42.10**, Louie Sakoda, 2005-08; **41.89**, Dannie Marrelli, 1972-73; **41.43**, Brian Lewis, 2001-02; **41.20**, Chris Hunter, 1996-99; **41.07**, Matt Kovacevich, 2003-04; **40.99**, Jeff Hucko, 1977-80; **40.64**, Steve Young, 1991-92; **40.00**, Craig Smith, 1967-69.

PUNTS 50 YARDS OR LONGER

Game: **6**, Marv Bateman vs. Wyoming, 1970, Marv Bateman vs. Wyoming, 1971, Marv Bateman vs. Colorado State, 1971, Don Cruse vs. Brigham Young, 1987; **5**, Mitch Wishnowsky vs. Southern Utah, 2016, Mitch Wishnowsky vs. Washington, 2016; **4**, 15 times (Recent: Mitch Wishnowsky vs. Arizona, 2016).

Season: **30**, Mitch Wishnowsky, 2016; **29**, Marv Bateman, 1971; **25**, Tom Hackett, 2014; **23**, Tom Hackett, 2015; **21**, Louie Sakoda, 2007; **19**, Marv Bateman, 1970, Tom Hackett, 2013; **16**, Rick Partridge, 1977, Don Cruse, 1987; **15**, Jeff Hucko, 1979, Sean Sellwood, 2011, Sean Sellwood, 2012; **14**, Dan Marrelli, 1972, Chris Hunter, 1999, Louie Sakoda, 2006, Louie Sakoda, 2008; **12**, Mike Brown, 1975, Matt Kovacevich, 2003, Sean Sellwood, 2009.

Career: **68**, Tom Hackett, 2012-15; **51**, Sean Sellwood, 2009-12; **50**, Louie Sakoda, 2005-08; **48**, Marv Bateman, 1970-71; **37**, Chris Hunter, 1996-99; **30**, Mitch Wishnowsky, 2016; **26**, Rick Partridge, 1977-78; **23**, Dan Marrelli; **22**, Jeff Hucko, 1977-80, Craig Smith, 1967-69; **21**, Hank Mondaca, 1982-85; **20**, Matt Kovacevich, 2003-04; **19**, Mike Brown, 1974-75.

INDIVIDUAL RECORDS

KICKING

FIELD GOALS MADE

Game: 5, Joe Phillips vs. Brigham Young, 2009; 4, Andre Guardi vs. Colorado State, 1985, Tim Wagstaff vs. Colorado State, 1988, Wayne Lammle vs. New Mexico, 1989, Dan Pulsipher vs. Utah State, 1995, Bryan Borreson vs. Indiana, 2002, Louie Sakoda vs. Tulsa, 2006, Louie Sakoda vs. Michigan, 2008, Joe Phillips vs. Iowa State, 2010, Coleman Petersen vs. Pittsburgh, 2011, Andy Phillips vs. Michigan, 2014, Andy Phillips vs. Indiana, 2016; 3, 44 times (Recent: Andy Phillips vs. Colorado, 2016).

Season: 23, Andy Phillips, 2014, Andy Phillips, 2015; 22, Louie Sakoda, 2008; 21, Andy Phillips, 2016; 20, Joe Phillips, 2009; 19, Louie Sakoda, 2007; 18, Andre Guardi, 1985, Coleman Petersen, 2011; 17, Tim Wagstaff, 1988, Chris Yergensen, 1993, Daniel Pulsipher, 1995, Andy Phillips, 2013; 16, Tom McNamara, 1977, Wayne Lammle, 1989, Dan Beardall, 2005, Louie Sakoda, 2006; 14, Gil Alvarez, 1981, Scott Lieber, 1987, Chris Yergensen, 1991, Cletus Truhe, 1997.

Career: 84, Andy Phillips, 2013-16; 57, Louie Sakoda, 2005-08; 44, Chris Yergensen, 1991-93; 35, Daniel Pulsipher, 1991-96; 34, Andre Guardi, 1983-86; 33, Joe Phillips, 2009-10; 26, Wayne Lammle, 1987-90, Coleman Petersen, 2011-12; 24, Bryan Borreson, 2002-04; 22, Gil Alvarez, 1979-81; 21, Marv Bateman, 1969-71, Scott Lieber, 1985-88, Cletus Truhe, 1997-99; 20, Matt Kovacevich, 2003-04.

FIELD GOALS ATTEMPTED

Game: 5, Marv Bateman vs. Brigham Young, 1969, Chris Yergensen vs. Wyoming, 1992, Chris Yergensen vs. Idaho, 1993, Joe Phillips vs. Brigham Young, 2009, Andy Phillips vs. Michigan, 2014; 4, 26 times (Recent: Andy Phillips vs. Indiana, 2016).

Season: 28, Andy Phillips, 2014; 27, Andy Phillips, 2015; 26, Chris Yergensen, 1993; 25, Coleman Petersen, 2011, Andy Phillips, 2016; 24, Louie Sakoda, 2008; 23, Tom McNamara, 1977; 22, Gil Alvarez, 1981, Andre Guardi, 1985, Tim Wagstaff, 1988, Wayne Lammle, 1989, Daniel Pulsipher, 1995, Cletus Truhe, 1997, Louie Sakoda, 2007, Joe Phillips, 2009; 21, Bryan Borreson, 2002; 20, Chris Yergensen, 1991, Chris Yergensen, 1992, Louie Sakoda, 2006, Andy Phillips, 2013.

Career: 100, Andy Phillips, 2013-16; 66, Chris Yergensen, 1991-93, Louie Sakoda, 2005-08; 54, Daniel Pulsipher, 1991, 94-96; 49, Andre Guardi, 1983-86; 41, Marv Bateman, 1969-71; 39, Wayne Lammle, 1987-90, Joe Phillips, 2009-10; 38, Coleman Petersen, 2011-12; 37, Bryan Borreson, 2002-04; 35, Gil Alvarez, 1979-81, Cletus Truhe, 1997-99, Ryan Kaneshiro, 1998-2001; 32, Tom McNamara, 1976-77; 30, Scott Lieber, 1985-88; 26, Jeff Hucko, 1977-80.

BEST FIELD GOAL PERCENTAGE

Season: (Min. 15 Attempts) .933, Scott Lieber (14-15), 1987; .917, Louie Sakoda (22-24), 2008; .909, Joe Phillips (20-22), 2009; .864, Louie Sakoda (19-22), 2007; .852, Andy Phillips (23-27), 2015; .850, Andy Phillips (17-20), 2013; .842, Dan Beardall (16-19), 2005; .840, Andy Phillips (21-25), 2016; .821, Andy

Phillips (23-28), 2014; .818, Andre Guardi (18-22), 1985; .800, Louie Sakoda (16-20), 2006; .773, Tim Wagstaff (17-22), 1988, Daniel Pulsipher (17-22), 1995; .765, Joe Phillips (13-17), 2010; .727, Wayne Lammle (16-22), 1989; .720, Coleman Petersen (18-25), 2011; .700, Chris Yergensen (14-20), 1991.

Career: (Min. 25 Attempts) .864, Louie Sakoda (57-66), 2005-08; .846, Joe Phillips (33-39), 2009-10; .840, Andy Phillips (84-100), 2013-16; .700, Scott Lieber (21-30), 1985-88; .694, Andre Guardi (34-49), 1983-86; .684, Coleman Petersen (26-38), 2011-12; .667, Wayne Lammle (26-39), 1988-90, Chris Yergensen (44-66), 1991-93; .648, Daniel Pulsipher (35-54), 1991, 94-96, Bryan Borreson (24-37), 2002-04; .629, Gil Alvarez (22-35), 1979-81, Ryan Kaneshiro, 1998-2001; .600, Cletus Truhe (21-35), 1997-99.

MOST CONSECUTIVE FIELD GOALS

Season: 18, Joe Phillips, 2009-10; 15, Louie Sakoda, 2007, Louie Sakoda, 2008; 12, Dan Beardall, 2005, Andy Phillips, 2014; 11, Andre Guardi, 1985, Scott Lieber, 1987, Andy Phillips, 2013.

EXTRA POINT PATS


Game: 10, Andy Phillips vs. Weber State, 2013; 9, Gil Alvarez vs. UNLV, 1981, Dan Pulsipher vs. Idaho State, 1994, David Carroll vs. UNLV, 2004, David Carroll vs. Colorado State, 2004, Louie Sakoda vs. San Diego State, 2008; 8, Dan Marrelli vs. New Mexico, 1972, Dan Marrelli vs. Colorado State, 1972, Dan Marrelli vs. UTEP, 1973, Andre Guardi vs. Wyoming, 1983, Cletus Truhe vs. UTEP, 1997, Joe Phillips vs. New Mexico, 2010, Joe Phillips vs. San Jose State, 2010, Joe Phillips vs. Iowa State, 2010, Joe Phillips vs. Colorado State, 2010, Andy Phillips vs. Idaho State, 2014, Andy Phillips vs. Fresno State, 2014, Andy Phillips vs. Oregon, 2015; 7, 16 times (Recent: Andy Phillips vs. Arizona State, 2016).

Season: 56, Louie Sakoda, 2008; 55, Joe Phillips, 2010; 48, Daniel Pulsipher, 1994; 47, Andy Phillips, 2015; 44, David Carroll, 2004, Andy Phillips, 2014; 43, Louie Sakoda, 2006, Andy Phillips, 2016; 42, Andre Guardi, 1984; 41, Andy Phillips, 2013; 40, Ryan Kaneshiro, 1988; 39, Fleming Jensen, 1972, Andre Guardi, 1985, Chris Yergensen, 1993, Ryan Kaneshiro, 2001, Dan Beardall, 2005; 38, Louie Sakoda, 2007, Joe Phillips, 2009, Coleman Petersen, 2012; 37, Dannie Marrelli, 1973, Gil Alvarez, 1981, Daniel Pulsipher, 1996, Coleman Petersen, 2011; 36, Andre Guardi, 1983.

Career: 175, Andy Phillips, 2013-16; 137, Louie Sakoda, 2005-08; 125, Andre Guardi, 1983-86; 116, Daniel Pulsipher, 1991-96; 101, Ryan Kaneshiro, 1998-2001; 93, Joe Phillips, 2009-10; 83, Chris Yergensen, 1991-93; 80, Bryan Borreson, 2002-04; 75, Coleman Petersen, 2011-12; 68, Gil Alvarez, 1979-81; 61, Scott Lieber, 1985-88; 58, Jeff Hucko, 1977-80; 57, George Boss, 1955-57; 56, Fleming Jensen, 1971-73; 55, Marv Bateman, 1969-71; 53, Cletus Truhe, 1997-99; 51, Wayne Lammle, 1987-90.

EXTRA POINT PAT ATTEMPTS

Game: 10, Dan Marrelli vs. UTEP, 1973, Andy Phillips vs. Weber State, 2013; 9, Dan Marrelli vs. Colorado State, 1972, Gil Alvarez vs. UNLV, 1981, Andre Guardi vs. Wyoming, 1983, Dan Pulsipher vs. Idaho State, 1994, David Carroll vs. UNLV, 2004, David Carroll vs.



Andy Phillips set Utah's career marks for field goals made and attempted from 2014-16.

Colorado State, 2004, Louie Sakoda vs. San Diego State, 2008; 8, Dan Marrelli vs. New Mexico, 1972, Cletus Truhe vs. UTEP, 1997, Joe Phillips vs. New Mexico, 2010, Joe Phillips vs. San Jose State, 2010, Joe Phillips vs. Iowa State, 2010, Joe Phillips vs. Colorado State, 2010, Andy Phillips vs. Idaho State, 2014, Andy Phillips vs. Fresno State, 2014, Andy Phillips vs. Oregon, 2015; 7, 19 times (Recent: Andy Phillips vs. Arizona State, 2016).

Season: 57, Louie Sakoda, 2008; 56, Joe Phillips, 2010; 48, Daniel Pulsipher, 1994; 47, Andy Phillips, 2015; 45, Dannie Marrelli, 1973, Andy Phillips, 2014; 44, David Carroll, 2004; 43, Louie Sakoda, 2006, Andy Phillips, 2016; 42, Fleming Jensen, 1972, Andre Guardi, 1984, Ryan Kaneshiro, 1998, Dan Beardall, 2005; 41, Chris Yergensen, 1993, Ryan Kaneshiro, 2001, Andy Phillips, 2013; 40, Louie Sakoda, 2007; 39, Andre Guardi, 1985, Joe Phillips, 2009, Coleman Petersen, 2012; 38, Andre Guardi, 1983, Coleman Petersen, 2011; 37, Gil Alvarez, 1981, Daniel Pulsipher, 1996.

Career: 176, Andy Phillips, 2013-16; 140, Louie Sakoda, 2005-08; 127, Andre Guardi, 1983-86; 118, Daniel Pulsipher, 1991-96; 105, Ryan Kaneshiro, 1998-2001; 95, Joe Phillips, 2009-10; 91, Bryan Borreson, 2002-04; 87, Chris Yergensen, 1991-93; 77, Coleman Petersen, 2011-12; 73, George Boss, 1955-57; 71, Gil Alvarez, 1979-81.

INDIVIDUAL RECORDS

BEST EXTRA POINT PERCENTAGE

Game: (Min. 7 Attempts) **1.000**, (10-10) Andy Phillips vs. Weber State, 2013; **1.000**, (9-9) Gil Alvarez vs. UNLV, 1981, Dan Pulsipher vs. Idaho State, 1994, David Carroll vs. UNLV, 2004, David Carroll vs. Colorado State, 2004, Louie Sakoda vs. San Diego State, 2008; **1.000**, (8-8) Dan Marrelli vs. New Mexico, 1972, Cletus Truhe vs. UTEP, 1997, Joe Phillips vs. New Mexico, 2010, Joe Phillips vs. San Jose State, 2010, Joe Phillips vs. Iowa State, 2010, Joe Phillips vs. Colorado State, 2010, Andy Phillips vs. Idaho State, 2014, Andy Phillips vs. Fresno State, 2014, Andy Phillips vs. Oregon, 2015; **1.000**, (7-7) 15 times (Recent: Andy Phillips vs. Arizona State, 2016).

Season: (Min. 25 Attempts) **1.000**, Daniel Pulsipher (48-48), 1994, Andy Phillips (47-47), 2015; David Carroll (44-44), 2004, Louie Sakoda (43-43), 2006, Andy Phillips (43-43), 2016; Andre Guardi (42-42), 1984, Andy Phillips (41-41), 2013; Andre Guardi (39-39), 1985, Gil Alvarez (37-37), 1981, Daniel Pulsipher (37-37), 1996, Wayne Lammle (31-31), 1989; **.9825**, Louie Sakoda (56-57), 2008; **.9821**, Joe Phillips (55-56), 2010; **.9744**, Andy Phillips (44-45), 2014; **.9744**, Joe Phillips (38-39), 2009, Coleman Petersen (38-39), 2012; **.9737**, Coleman Petersen (37-38), 2011; **.9677**, Jeff Hucko (30-31), 1979; **.9615**, Chris Yergensen (25-26), 1991; **.9600**, Marv Bateman (24-25), 1970.

Career: (Min. 50 Attempts) **.9943**, Andy Phillips (175-176), 2013-16; **.984**, Andre Guardi (125-127), 1983-86; **.983**, Daniel Pulsipher (116-118), 1991-96; **.982**, George Boss (56-57), 1955-57; **.9789**, Joe Phillips (93-95), 2009-10; **.9786**, Louie Sakoda (137-140), 2005-08; **.974**, Coleman Petersen (75-77), 2011-12; **.968**, Scott Lieber (61-63), 1985-88; **.962**, Wayne Lammle (51-53), 1987-90, Ryan Kaneshiro (101-105), 1998-2001; **.958**, Gil Alvarez (68-71), 1979-81; **.954**, Chris Yergensen (83-87), 1991-93.

MOST CONSECUTIVE EXTRA POINTS

Career: **97**, Andy Phillips (2013-16); **95**, Andre Guardi (1983-86)

MOST KICK SCORING POINTS

Game: **20**, Joe Phillips vs. Iowa State, 2010; **16**, Andre Guardi vs. New Mexico, 1985, Tim Wagstaff vs. Colorado State, 1988, Dan Pulsipher vs. Utah State, 1995, Louie Sakoda vs. Utah State, 2008; **15**, Gil Alvarez vs. UNLV, 1981, Wayne Lammle vs. New Mexico, 1989, David Carroll vs. San Diego State, 2004, Joe Phillips vs. Brigham Young, 2009; **14**, Dan Marrelli vs. Wyoming, 1973, Gil Alvarez vs. Portland State, 1981, Louie Sakoda vs. UCLA, 2007, Louie Sakoda vs. Wyoming, 2007, Coleman Petersen vs. Pittsburgh, 2011, Andy Phillips vs. Michigan, 2014, Andy Phillips vs. Oregon, 2015, Andy Phillips vs. UCLA, 2016, Andy Phillips vs. Indiana, 2016; **13**, Andre Guardi vs. Colorado State, 1985, Wayne Lammle vs. UTEP, 1990, Dan Beardall vs. Wyoming, 2005, Louie Sakoda vs. Tulsa, 2006, Louie Sakoda vs. San Diego State, 2008, Louie Sakoda vs. Weber State, 2008, Joe Phillips vs. California, 2009.

Season: **122**, Louie Sakoda, 2008; **116**, Andy Phillips, 2015; **113**, Andy Phillips, 2014; **106**, Andy Phillips, 2016; **98**, Joe Phillips, 2009; **95**, Louie Sakoda, 2007; **94**, Joe Phillips, 2010; **93**, Andre Guardi, 1985; **92**, Andy Phillips, 2013; **91**, Louie Sakoda, 2006, Coleman

Petersen, 2011; **90**, Chris Yergensen, 1993; **88**, Dan Beardall, 2005; **82**, Daniel Pulsipher, 1995; **79**, Gil Alvarez, 1981, Wayne Lammle, 1989; **78**, Ryan Kaneshiro, 2001; **75**, Tim Wagstaff, 1988; **72**, Daniel Pulsipher, 1994.

Career: **427**, Andy Phillips, 2013-16; **308**, Louie Sakoda, 2005-08; **227**, Andre Guardi, 1983-86; **221**, Daniel Pulsipher, 1991-96; **215**, Chris Yergensen, 1991-93; **192**, Joe Phillips, 2009-10; **167**, Ryan Kaneshiro, 1998-2001; **153**, Coleman Petersen, 2011-12; **152**, Bryan Borreson, 2002-04; **134**, Gil Alvarez, 1979-81; **129**, Wayne Lammle, 1987-90; **124**, Scott Lieber, 1985-88; **118**, Marv Bateman, 1969-71; **113**, Cletus Truhe, 1997-99; **100**, Jeff Hucko, 1977-80; **97**, Tom McNamara, 1976-77; **92**, Fleming Jensen, 1971-73.

RETURNS (KICK/PUNT)

MOST KICKOFF RETURNS

Game: **9**, Darren Hughes vs. Ohio State, 1986; **8**, Steve Odom vs. Utah State, 1972, LaVon Edwards vs. Fresno State, 1989; **7**, Steve Odom vs. Texas Tech, 1972, Frank Collins vs. Utah State, 1974, Bo Nagahi vs. New Mexico, 2003, Shaky Smithson vs. TCU, 2009, Dominique Hatfield vs. Washington State, 2013, Kaelin Clay vs. Oregon, 2014; **6**, 11 times (Recent: Reggie Dunn vs. California, 2011).

Season: **44**, Frank Collins, 1974; **41**, Steve Odom, 1972; **37**, Steve Odom, 1971; **36**, Patrick Dyson, 1998-2000; **32**, LaVon Edwards, 1989; **28**, Frank Collins, 1975; **27**, Jack Steptoe, 1976, Darren Hughes, 1986; **26**, Reggie Dunn, 2011; **25**, David Reed, 2008; **24**, Erroll Tucker, 1985; **22**, Mike Cordy, 1976, Shaky Smithson, 2009, Kaelin Clay, 2014.

Career: **99**, Steve Odom, 1971-73; **77**, Frank Collins, 1973-75; **53**, LaVon Edwards, 1988-91; **51**, Sean Knox, 1987-90; **48**, Reggie Dunn, 2010-12; **47**, Bo Nagahi, 2001-04; **43**, Shaky Smithson, 2009-10; **42**, Darren Hughes, 1986-87; **41**, Erroll Tucker, 1984-85, Clarence Lawson, 1994-97; **38**, Jack Steptoe, 1976-77; **37**, Brice McCain, 2005-09; **35**, Roland Solomon, 1975-78, Carl Monroe, 1981-82.

KICKOFF RETURN YARDS

Game: **222**, Reggie Dunn vs. California, 2012; **205**, Charles Smith vs. UTEP, 1967; **193**, Darren Hughes vs. Ohio State, 1986, Bo Nagahi vs. New Mexico, 2003; **180**, Steve Odom vs. Utah State, 1972; **179**, Kaelin Clay vs. Oregon, 2014; **175**, Cory Butler-Byrd vs. UCLA, 2016; **173**, Steve Odom vs. Texas Tech, 1972, Erroll Tucker vs. Hawai'i, 1985; **170**, Sean Knox vs. San Diego State, 1990; **168**, Bill Boren vs. Denver, 1949; **167**, Shaky Smithson vs. TCU, 2009; **165**, Patrick Dyson vs. San Jose State, 1998.

Season: **984**, Steve Odom, 1972; **980**, Steve Odom, 1971; **907**, Frank Collins, 1974; **698**, Erroll Tucker, 1985; **659**, LaVon Edwards, 1989; **635**, David Reed, 2008; **618**, Steve Odom, 1973; **614**, Reggie Dunn, 2011; **602**, Darren Hughes, 1986; **588**, Jack Steptoe, 1976; **567**, Frank Collins, 1975; **548**, Kaelin Clay, 2014; **544**, Charlie Smith, 1967.



Reggie Dunn returned two kickoffs 100 yards for touchdowns against Cal in 2012, and owns the NCAA season (4) and career (5) records.

Career: **2582**, Steve Odom, 1971-73; **1558**, Frank Collins, 1973-75; **1482**, Reggie Dunn, 2010-12; **1143**, LaVon Edwards, 1988-91; **1116**, Sean Knox, 1987-90; **1109**, Bo Nagahi, 2001-04; **1091**, Erroll Tucker, 1984-85; **1050**, Shaky Smithson, 2009-10; **949**, Carl Monroe, 1981-82; **935**, Patrick Dyson, 1998-00; **905**, Darren Hughes, 1986-87; **854**, Clarence Lawson, 1994-97; **846**, Brice McCain, 2005-08; **826**, Jack Steptoe, 1976-77.

KICKOFF RETURN AVERAGE

Game: (Min. 3 Returns) **74.00**, Reggie Dunn vs. California, 2012; **55.00**, Patrick Dyson vs. San Jose State, 1999; **50.33**, Carl Monroe vs. Montana State, 1982; **50.00**, Steve Odom vs. Texas Tech, 1973; **43.25**, Erroll Tucker vs. Hawai'i, 1985; **42.67**, Daniel Jones vs. San Diego State, 1998; **42.00**, Keith Williams vs. Wyoming, 1993; **41.00**, Daniel Jones vs. Brigham Young, 1998; **38.00**, Erroll Tucker vs. Brigham Young, 1985, Clifton Smith vs. New Mexico, 1989; **35.50**, David Reed vs. Oregon State, 2008.

Season: (Min. 12 Returns) **30.07**, Carl Monroe, 1982; **29.58**, Reggie Dunn, 2010; **29.43**, Steve Odom, 1973; **29.08**, Erroll Tucker, 1985; **27.20**, Charlie Smith, 1967; **27.17**, Cory Butler-Byrd, 2016; **26.49**, Steve Odom, 1971; **26.46**, Reggie Wilson, 1981; **26.10**, James Street, 1968; **25.81**, Keith Williams, 1993; **25.50**, Clifton Smith, 1989, Bo Nagahi, 2003; **25.40**, David Reed, 2008; **25.35**, Daniel Jones, 1998.

Career: (Min. 25 Returns) **30.88**, Reggie Dunn, 2010-12; **27.11**, Carl Monroe, 1981-82; **26.61**, Erroll Tucker, 1984-85; **26.08**, Steve Odom, 1971-73, Larry Wilson, 1957-59; **25.97**, Patrick Dyson, 1998-00; **25.32**, Keith Williams, 1991-93; **25.24**, William Hunter, 1969-70; **24.42**, Shaky Smithson, 2009-10; **24.12**, David Reed, 2008-09; **23.60**, Bo Nagahi, 2001-04.

INDIVIDUAL RECORDS

KICKOFF RETURNS FOR TD

Game: **2**, Reggie Dunn vs. California, 2012; **1**, 21 times (Recent: Cory Butler-Byrd vs. UCLA, 2016).

Season: **4**, Reggie Dunn, 2012; **2**, Erroll Tucker, 1985, Daniel Jones, 1998; **1**, 15 times (Recent: Cory Butler-Byrd, 2016).

Career: **5**, Reggie Dunn, 2010-12; **2**, Steve Odom, 1971-73, Erroll Tucker, 1984-85, Daniel Jones, 1997-98, Patrick Dyson, 1998-2000, Cory Butler-Byrd, 2015-16; **1**, 11 times (Recent: Kaelin Clay, 2014).

KICKOFF RETURN 100-YARD GAMES

Season: **5**, Frank Collins, 1974; **4**, Steve Odom, 1971, Steve Odom, 1972; **3**, LaVon Edwards, 1989, Reggie Dunn, 2012; **2**, Charles Smith, 1967, Carl Monroe, 1981, Erroll Tucker, 1985, Darren Hughes, 1987, Patrick Dyson, 1998, Daniel Jones, 1998, Shaky Smithson, 2009, Kaelin Clay, 2014.

Career: **9**, Steve Odom, 1971-73; **6**, Frank Collins, 1973-75; **5**, Reggie Dunn, 2010-12; **4**, Carl Monroe, 1981-82, Darren Hughes, 1986-87, LaVon Edwards, 1988-91; **3**, Patrick Dyson, 1998-2000, Shaky Smithson, 2009-10; **2**, Bo Nagahi, 2001-04, Charles Smith, 1966-67, Clifton Smith, 1987-90, Daniel Jones, 1997-98, Erroll Tucker, 1984-85, Sean Knox, 1987-90, Kaelin Clay, 2014.

MOST PUNT RETURNS

Game: **9**, LaVon Edwards vs. Utah State, 1989; **8**, Henry Lusk vs. Utah State, 1995; **7**, Cannon Parkinson vs. Idaho State, 1948, Henry Lusk vs. UTEP, 1995, Steve Smith vs. Brigham Young, 1999, Paris Warren vs. Southern Mississippi, 2003; **6**, Joe Galarze vs. Arizona, 1969, James Wilson vs. Idaho State, 1978, LaVon Edwards vs. Colorado State, 1988, David Kozlowski vs. Idaho State, 1994, Courtney Richins vs. UNLV, 1999, Eric Weddle vs. San Diego State, 2005, Derrek Richards vs. Wyoming, 2007.

Season: **43**, Steve Smith, 2000; **35**, Boobie Hobbs, 2016; **34**, Henry Lusk, 1995; **31**, Daniel Jones, 1998; **30**, Gary Adelt, 1941, LaVon Edwards, 1990 and 1991, David Kozlowski, 1994, Shaky Smithson, 2010; **29**, Steve Smith, 1999, Derrek Richards, 2007; **28**, Sean Williams, 1992; **27**, Reggie Wilson, 1981, Geoff Norwood, 2013; **26**, Roland Solomon, 1977, LaVon Edwards, 1988, LaVon Edwards, 1989, Charles Henderson, 2012.

Career: **112**, LaVon Edwards, 1988-91; **72**, Steve Smith, 1999-00; **70**, Reggie Wilson, 1980-83; **56**, Henry Lusk, 1991-95; **52**, Eric Weddle, 2003-06; **51**, Morgan Scalley, 2001-04; **50**, Gary Adelt, 1940-41; **45**, Scott Robbins, 1969-71, Boobie Hobbs, 2014-16; **43**, Roland Solomon, 1975, 77-78, Shaky Smithson, 2009-10; **38**, Erroll Tucker, 1984-85.

PUNT RETURN YARDS

Game: **163**, Steve Smith vs. New Mexico, 1999; **152**, Erroll Tucker vs. Brigham Young, 1985; **145**, Shaky Smithson vs. Iowa State, 2010; **140**, Shaky Smithson vs. New Mexico, 2010; **135**, Derrek Richards vs. Utah State, 2007; **128**, Shaky Smithson vs. UNLV, 2010; **115**, Don McGivney vs. Colorado State, 1957; **114**, Steve Odom vs. UTEP, 1972; **112**, Erroll Tucker vs. UTEP,

1985; **111**, Clifton Smith vs. Utah State, 1987, Shaky Smithson vs. Wyoming, 2010; **110**, Steve Smith vs. Air Force, 1999; **108**, Sean Williams vs. UTEP, 1992, Courtney Richins vs. UNLV, 1999; **104**, Derrek Richards vs. Wyoming, 2007.

Season: **572**, Shaky Smithson, 2010; **495**, Steve Smith, 1999; **426**, Derrek Richards, 2007; **389**, Erroll Tucker, 1985; **365**, Steve Smith, 2000; **356**, Frank Nelson, 1949; **346**, Kaelin Clay, 2014; **304**, Steve Odom, 1973; **289**, LaVon Edwards, 1988; **284**, Henry Lusk, 1995; **280**, Sean Williams, 1992; **274**, Boobie Hobbs, 2016; **270**, Morgan Scalley, 2002; **262**, Daniel Jones, 1998; **257**, Erroll Tucker, 1984; **250**, LaVon Edwards, 1990.

Career: **892**, LaVon Edwards, 1988-91; **860**, Steve Smith, 1999-00; **695**, Shaky Smithson, 2009-10; **646**, Erroll Tucker, 1984-85; **598**, Gay Adelt, 1940-41; **548**, Steve Odom, 1971-73; **517**, Morgan Scalley, 2001-03; **476**, Henry Lusk, 1991-95; **448**, Derrek Richards, 2004-07; **447**, Reggie Wilson, 1980-83; **408**, Eric Weddle, 2003-06; **359**, Boobie Hobbs, 2014-16; **346**, Kaelin Clay, 2014; **316**, Sean Williams, 1989-92; **289**, Louis Thomas, 1967-68; **278**, Marquis Wilson, 2005-07; **262**, Daniel Jones, 1997-98.

PUNT RETURN AVERAGE

Game: (Min. 3 Returns) **40.75**, Steve Smith vs. New Mexico, 1999; **33.75**, Derrek Richards vs. Utah State, 2007; **33.00**, Steve Odom vs. Utah State, 1973, Shaky Smithson vs. New Mexico, 2010; **29.00**, Shaky Smithson vs. Iowa State, 2010; **28.00**, Erroll Tucker vs. UTEP, 1985; **27.75**, Shaky Smithson vs. Wyoming, 2010; **25.67**, Marquis Wilson vs. UNLV, 2006; **25.60**, Shaky Smithson vs. UNLV, 2010; **23.50**, Louis Thomas vs. Brigham Young, 1968; **23.00**, LaVon Edwards vs. Utah State, 1988.

Season: (Min. 12 Returns) **24.31**, Erroll Tucker, 1985; **23.38**, Steve Odom, 1973; **19.07**, Shaky Smithson, 2010; **17.43**, Steve Odom, 1972; **17.10**, Steve Smith, 1999; **15.93**, Louis Thomas, 1968; **15.42**, Clifton Smith, 1987; **15.04**, Kaelin Clay, 2014; **14.69**, Derrek Richards, 2007; **14.67**, Frank Branham, 1952; **11.71**, Britain Covey, 2015; **11.68**, Erroll Tucker, 1984; **11.25**, Morgan Scalley, 2002; **11.18**, Marquis Wilson, 2006; **11.15**, Kevin Dyson, 1997; **11.12**, LaVon Edwards, 1988.

Career: (Min. 25 Returns) **20.30**, Steve Odom, 1971-73; **17.00**, Erroll Tucker, 1984-85; **16.16**, Shaky Smithson, 2009-10; **12.80**, Derrek Richards, 2004-07; **11.96**, Gay Adelt, 1940-41; **11.94**, Steve Smith, 1999-00; **10.14**, Morgan Scalley, 2001-04; **9.93**, Marquis Wilson, 2005-07; **9.03**, Sean Williams, 1989-92; **8.50**, Henry Lusk, 1991-95; **8.45**, Daniel Jones, 1997-98; **7.98**, Boobie Hobbs, 2014-16; **7.96**, LaVon Edwards, 1988-91; **7.88**, William Cravens, 1960-62.

PUNT RETURN TOUCHDOWNS

Game: **2**, Steve Smith vs. New Mexico, 1999.

Season: **3**, Steve Smith, 1999, Kaelin Clay, 2014; **2**, Steve Odom, 1972 and 1973, Erroll Tucker, 1985, Shaky Smithson, 2010; **1**, 16 times (recent: Boobie Hobbs, 2016).

Career: **4**, Steve Odom, 1971-73, Steve Smith, 1999-00; **3**, Erroll Tucker, 1984-85, Kaelin Clay, 2014; **2**, Shaky Smithson, 2009-10, Boobie Hobbs, 2014-16.

PUNT RETURN 100-YARD GAMES

Season: **4**, Shaky Smithson, 2010; **2**, Steve Smith, 1999, Derrek Richards, 2007; **1**, Steve Odom, 1972, Erroll Tucker, 1985, Clifton Smith, 1987, Sean Williams, 1992, Courtney Richins, 1999.

Career: **4**, Shaky Smithson, 2009-10; **2**, Steve Smith, 1999-00, Derrek Richards, 2004-07; **1**, Steve Odom, 1971-73, Erroll Tucker, 1984-85, Clifton Smith, 1987-90, Sean Williams, 1989-92, Courtney Richins, 1999.

ALL-PURPOSE

PLAYS

Game: **46**, Carl Monroe vs. UTEP, 1982; **43**, John White vs. Washington State, 2011; **41**, Carl Monroe vs. Brigham Young, 1982; **39**, Devontae Booker vs. Arizona State, 2014; **38**, Matt Asiata vs. Utah State, 2009, John White vs. Pittsburgh, 2011, Devontae Booker vs. Arizona, 2015, Devontae Booker vs. California, 2015; **37**, Devontae Booker vs. Arizona, 2015; **36**, Devontae Booker vs. UCLA, 2014, Devontae Booker vs. Fresno State, 2015, Devontae Booker vs. Washington, 2015; **35**, Jamal Anderson vs. Brigham Young, 1993, Juan Johnson vs. Tulsa, 1996, Mike Anderson vs. Fresno State, 1999, John White vs. Oregon State, 2011, Joe Williams vs. Washington, 2016; **34**, Carl Monroe vs. Hawai'i, 1982, Juan Johnson vs. New Mexico, 1996, John White vs. UCLA, 2011, Devontae Booker vs. Oregon State, 2014, Joe Williams vs. Colorado, 2015, Joe Williams vs. Oregon State, 2016.

Season: **339**, Carl Monroe, 1982; **338**, Devontae Booker, 2014; **329**, John White, 2011; **305**, Devontae Booker, 2015; **263**, Dameon Hunter, 2001; **246**, Mike Anderson, 1998; **233**, John White, 2012; **231**, Keith Williams, 1991; **230**, Quinton Ganther, 2005; **220**, Eddie Wide, 2009; **219**, Tony Lindsay, 1978, Joe Williams, 2016; **217**, Eddie Lewis, 1985; **215**, Tony Lindsay, 1980; **205**, Charlie Smith, 1967.



Running back Carl Monroe set the school record for all-purpose yards in a season (2,036) in 1982.

INDIVIDUAL RECORDS

Career: 698, Tony Lindsay, 1977-80; 660, Eddie Johnson, 1984-88; 643, Devontae Booker, 2014-15; 604, Juan Johnson, 1994-97; 562, John White, 2011-12; 532, Del Rodgers, 1978-81; 498, Darrell Mack, 2005-08; 493, Keith Williams, 1991-93; 478, Chris Fuamatu-Ma'afala, 1995-97; 473, Carl Monroe, 1981-82; 444, Mike Anderson, 1998-99; 441, Ike Spencer, 1972-74; 413, Eddie Lewis, 1982-85; 401, Steve Peake, 1974-77.

ALL-PURPOSE YARDS

Game: 332, Joe Williams vs. UCLA, 2016; 331, Kaelin Clay vs. Oregon, 2014; 328, Carl Monroe vs. Montana State, 1982; 303, Steve Odom vs. Colorado State, 1972; 302, Steve Odom vs. Arizona State, 1972; 278, Carl Harry vs. Idaho State, 1988, Joe Williams vs. Indiana, 2016; 269, Mike Anderson vs. Fresno St., 1999; 267, Devontae Booker vs. California, 2015; 265, Roosevelt Hutchins vs. New Mexico, 1973; 264, Charles Smith vs. UTEP, 1967; 261, Shaky Smithson vs. Iowa State, 2010; 259, Chris Fuamatu-Ma'afala vs. UTEP, 1996; 256, Steve Odom vs. Utah State, 1972; 253, David Reed vs. Utah State, 2009; 252, Carl Monroe vs. UTEP, 1982; 250, Del Rodgers vs. Wyoming, 1981.

Season: 2036, Carl Monroe, 1982; 1950, Steve Odom, 1972; 1875, Devontae Booker, 2014; 1709, Steve Odom, 1973; 1587, Daniel Jones, 1998; 1579, Devontae Booker, 2015; 1563, John White, 2011; 1545, Steve Smith, 1999; 1514, Joe Williams, 2016; 1495, Shaky Smithson, 2010; 1489, Clifton Smith, 1989; 1475, Steve Smith, 2000; 1466, Dameon Hunter, 2001; 1434, Quinton Ganther, 2005; 1424, Charlie Smith, 1967; 1421, Kaelin Clay, 2014; 1372, Jack Steptoe, 1976; 1365, Steve Savoy, 2004; 1364, Louis Thomas, 1968; 1353, David Reed, 2009.

Career: 4755, Steve Odom, 1971-73; 4074, Eddie Johnson, 1984-88; 3561, Kevin Dyson, 1994-97; 3526, Bryan Rowley, 1989-93; 3470, Tony Lindsay, 1977-80; 3454, Devontae Booker, 2014-15; 3361, Keith Williams, 1991-93; 3227, Carl Monroe, 1981-82; 3107, Clifton Smith, 1987-90; 3051, Del Rodgers, 1978-81; 3020, Steve Smith, 1999-00; 2768, Juan Johnson, 1994-97.

SCORING**MOST POINTS**

Game: 32, Larry Wilson vs. Arizona, 1959; 26, Travis LaTendresse vs. Georgia Tech, 2005; 24, Don Peterson vs. Utah State, 1953, Allen Jacobs vs. Brigham Young, 1964, Del Rodgers vs. UTEP, 1979, Del Rodgers vs. Northwestern, 1981, Eddie Johnson vs. Brigham Young, 1988, Dennis Smith vs. Utah State, 1989, Dennis Smith vs. Brigham Young, 1989, Charlie Brown vs. UTEP, 1994, Juan Johnson vs. Fresno State, 1996, Mike Anderson vs. UNLV, 1999, Steve Smith vs. Air Force, 1999, Marty Johnson vs. Air Force, 2004, Joe Williams vs. UCLA, 2016.

Season: 122, Louie Sakoda, 2008; 116, Andy Phillips, 2015; 113, Andy Phillips, 2014; 110, Dennis Smith, 1989; 106, Andy Phillips, 2016; 102, Steve Savoy, 2004, John White, 2011; 100, Frank Christensen, 1930; 98, Joe Phillips, 2009; 95, Louie Sakoda, 2007; 94, Joe Phillips, 2010; 93, Andre Guardi, 1985; 92, Carl Harry, 1988, Andy Phillips, 2013; 91, Louie Sakoda, 2006,



Frank Christensen's career scoring tally of 235 points from 1930-32 stood until 2008.

Coleman Petersen, 2011; 90, Eddie Johnson, 1988, Chris Yergensen, 1993, Marty Johnson, 2004, Darrell Mack, 2007; 88, Del Rodgers, 1971, Daniel Pulsipher, 1995, Dan Beardall, 2005; 86, Jamal Anderson, 1993.

Career: 427, Andy Phillips, 2013-16; 308, Louie Sakoda, 2005-08; 235, Frank Christensen, 1930-32; 227, Andre Guardi, 1983-86; Daniel Pulsipher, 1991-96; 215, Chris Yergensen, 1991-93; 210, Eddie Johnson, 1984-88; 198, Del Rodgers, 1978-81; 192, Joe Phillips, 2009-10; 160, Dennis Smith, 1986-89; 159, Coleman Petersen, 2011-12; 158, Steve Odom, 1971-73, Bryan Rowley, 1989-93; 156, Matt Asiata, 2007-10, Eddie Wide, 2007-10, John White, 2011-12.

POINTS PER GAME

Season: 9.38, Louie Sakoda, 2008; 9.17, Dennis Smith, 1989; 8.92, Andy Phillips, 2015; 8.69, Andy Phillips, 2014; 8.50, Steve Savoy, 2004; 8.45, Andre Guardi, 1985; 8.40, Larry Wilson, 1959; 8.36, Carl Harry, 1988; 8.18, Eddie Johnson, 1988, Chris Yergensen, 1993; 8.17, Joe Phillips, 2009; 8.15, Andy Phillips, 2016; 8.00, Del Rodgers, 1981, Daniel Pulsipher, 1995; 7.85, John White, 2011; 7.67, Andy Phillips, 2013; 7.50, Tim Wagstaff, 1988, Marty Johnson, 2004, Darrell Mack, 2007.

Career: (Min. 15 Games) 8.37, Andy Phillips, 2013-16; 7.68, Joe Phillips, 2009-10; 7.09, Daniel Pulsipher, 1991-96; 6.52, Chris Yergensen, 1991-93; 6.50, John White, 2011-12; 6.36, Coleman Petersen, 2011-12; 6.29, Mike Anderson, 1998-99; 6.16, Louie Sakoda, 2005-08; 6.14, Andre Guardi, 1983-86; 6.09, Mark Stevens, 1983-84; 6.08, Steve Savoy, 2004; 6.00, Adam Tate, 2000-01, Devontae Booker, 2014-15; 5.83, Gil Alvarez, 1979-81; 5.58, Eddie Lewis, 1982-85; 5.57, Wayne Lammle, 1987-90; 5.35, Del Rodgers, 1978-81; 5.03, Matt Asiata, 2007-10; 5.00, Jamal Anderson, 1992-93.

MOST TOUCHDOWNS

Game: 5, Larry Wilson vs. Arizona, 1959; 4, Don Peterson vs. Utah State, 1953, Allen Jacobs vs. Brigham Young, 1964, Del Rodgers vs. UTEP, 1979, Del Rodgers vs. Northwestern, 1981, Eddie Johnson vs. Brigham Young, 1988, Dennis Smith vs. Utah State, 1989, Dennis Smith vs. Brigham Young, 1989, Charlie Brown vs. UTEP, 1994, Juan Johnson vs. Fresno State, 1996, Mike Anderson vs. UNLV, 1999, Marty Johnson vs. Air Force, 2004, Travis LaTendresse vs. Georgia Tech, 2005, Joe Williams vs. UCLA, 2016.

Season: 18, Dennis Smith, 1989; 17, Steve Savoy, 2004, John White, 2011; 15, Eddie Johnson, 1988, Marty Johnson, 2004, Darrell Mack, 2007; 14, Del Rodgers, 1981, Carl Harry, 1988, Jamal Anderson, 1993, Paris Warren, 2004; 13, Frank Christensen, 1930, Larry Wilson, 1959, Steve Odom, 1972, Mark Stevens, 1984, Charlie Brown, 1994, Mike Anderson, 1998, Adam Tate, 2001, Matt Asiata, 2008, Eddie Wide, 2009, Eddie Wide, 2010.

Career: 35, Eddie Johnson, 1984-88; 32, Del Rodgers, 1978-81; 26, Steve Odom, 1971-73, Bryan Rowley, 1989-93, Matt Asiata, 2007-10, Eddie Wide, 2007-10, John White, 2011-12; 25, Dennis Smith, 1986-89; 24, Juan Johnson, 1994-97, Steve Savoy, 2003-04; 23, Mark Stevens, 1983-84, Chris Fuamatu-Ma'afala, 1995-97, Devontae Booker, 2014-15; 22, Eddie Lewis, 1982-85, Mike Anderson, 1998-99; 21, Travis Wilson, 2012-15; 20, Larry Wilson, 1957-59, Tony Lindsay, 1977-80, Carl Harry, 1986-88, Adam Tate, 2000-01, Brandon Warfield, 2002-03.

DEFENSE**UNASSISTED TACKLES**

Game: 14, Bill Gompf vs. UNLV, 1979, Dave Revill vs. Michigan, 2002; 13, Larry Stone vs. Army, 1967, Steve Marshall vs. Texas Tech, 1973, Eric Jacobsen vs. Boise State, 1987; 12, Scott Robbins vs. Wyoming, 1970, Scott Robbins vs. Oregon, 1971, Jeff Griffin vs. Nebraska, 1980, Blaine Berger vs. UTEP, 1992, Jared Norris vs. Arizona, 2013; 11, 16 times (Recent: Giannoni Paul vs. Southern California, 2015).

Season: 92, Eric Jacobsen, 1987; 82, Eric Jacobsen, 1988; 79, Mark Blosch, 1983; 75, John Huddleston, 1974, Greg Smith, 1987, Joe Clausi, 1989; 74, Garland Harris, 1989; 73, Reggie Alston, 1991, Anthony Davis, 1991; 70, Garland Harris, 1988.

Career: 207, Eric Jacobsen, 1984-88; 203, Garland Harris, 1986-89; 196, Sean Knox, 1987-90; 177, Greg Smith, 1985-88; 170, Frank Bonifacio, 1986-90; 165, Eric Weddle, 2003-06; 164, Brian Blechen, 2010-14; 162, Mark Blosch, 1981-84, Harold Lusk, 1993-96; 158, Robert Love, 1995-98, Eric Rowe, 2011-14; 152, LaVon Edwards, 1988-91; 151, Jeff Griffin, 1977-80.

ASSISTED TACKLES

Game: 23, Gary Keller vs. Utah State, 1968; 21, Larry Stone vs. Oregon State, 1968, Gary Keller vs. New Mexico, 1973; 20, Larry Stone vs. Utah State, 1968, Elliott Hagood vs. New Mexico, 1970; 18, John Stipech vs. Utah State, 1966; 17, 5 times.

INDIVIDUAL RECORDS

Season: 146, Mark Blosch, 1982; 111, John Huddleston, 1975, Bill Gompf, 1979; 100, Bill Gompf, 1981; 95, Mike Bailey, 1977; 90, Mike Bailey, 1978, Jeff Lyall, 1978; 83, Mark Blosch, 1983; 82, John Huddleston, 1974; 78, Mike Bailey, 1976, Chaz Walker, 2010.

Career: 333, Mark Blosch, 1981-84; 295, Bill Gompf, 1978-81; 281, Mike Bailey, 1975-78; 217, Jay Fairman, 1979-83; 193, John Huddleston, 1974-75; 184, Spencer Toone, 2003-05; 179, Gene LaRocque, 1977-80; 167, Mark Anderson, 1978-81; 161, Chaz Walker, 2008-11; 158, Steve Clark, 1978-81; 153, Jeff Griffin, 1977-80; 151, Derek Washington, 1975-78.

TOTAL TACKLES

Game: 30, Larry Stone vs. Oregon State, 1968; 25, Gary Keller vs. Utah State, 1968; 23, Elliott Hagood vs. New Mexico, 1970, Elliott Hagood vs. Arizona, 1972, Gary Keller vs. New Mexico, 1973, John Huddleston vs. Utah State, 1975, Mark Jackson vs. New Mexico, 1985; 22, Larry Stone vs. Utah State, 1968, Reggie Alston vs. Arizona State, 1991; 21, Fred McFarren vs. Oregon State, 1968, Elliott Hagood vs. New Mexico, 1972.

Season: 174, John Huddleston, 1975; 172, Mark Blosch, 1982; 162, Mark Blosch, 1983; 157, John Huddleston, 1974; 143, Bill Gompf, 1979; 141, Eric Jacobsen, 1988; 139, Reggie Alston, 1991; 138, Eric Jacobsen, 1987; 132, Mike Bailey, 1977.

Career: 495, Mark Blosch, 1981-84; 401, Mike Bailey, 1975-78; 380, Bill Gompf, 1978-81; 338, Eric Jacobsen, 1984-88; 331, John Huddleston, 1974-75; 324, Garland Harris, 1986-89; 322, Jay Fairman, 1979-83; 308, Greg Smith, 1985-88; 304, Jeff Griffin, 1977-80; 293, Spencer Toone, 2003-05; 285, Harold Lusk, 1993-96.

TACKLES FOR LOSS

Game: 6.5, Hunter Dimick vs. Arizona State, 2016; 6, Jeff Reyes vs. Hawaii, 1983; 5.5, Giannoni Paul vs. Southern California, 2015; 5, Sharrieff Shah vs. Oregon State, 1991, John Frank vs. Boise State, 1999, Jason Kaufusi vs. Arizona, 2002, Paul Kruger vs. Utah State, 2008; 4, 16 times (Recent: Pita Taumoepenu vs. Arizona State, 2016).

Season: 28, Joe Clausi, 1989; 21, Jimmy Bellamy, 1991, Nate Orchard, 2014; 20, Filipino Mokofisi, 1984, John Frank, 1999, Hunter Dimick, 2016; 18, John Frank, 1998; 17, Bronzell Miller, 1994; 16.5, Paul Kruger, 2008; 16, Luther Ellis, 1992, Jason Kaufusi, 2000, Trevor Reilly, 2013; 15, Kevin Polston, 1985, Gamaliel Rivers, 1985, Jeff Reyes, 1983, Garrett Smith, 2000, Martail Burnett, 2007; 14.5, Hunter Dimick, 2014; 14, Sharrieff Shah, 1991, Anthony Davis, 1990, Steve Fifita, 2005.

Career: 47, Luther Ellis, 1991-94, Filipino Mokofisi, 1982-85; 44, Hunter Dimick, 2013-16; 38.5, Jason Kaufusi, 2000-02, Nate Orchard, 2011-14; 34.5, Garrett Smith, 1999-2002; 34, Jimmy Bellamy, 1990-91; 33.5, Martail Burnett, 2004-07; 33, Dave Chaytors, 1989-92; 32.5, Steve Fifita, 2002-05; 30, Joe Clausi, 1988-89; 29, Blaine Berger, 1990-93, John Frank, 1996-99; 28, Derrick Shelby, 2008-11; 26, Bronzell Miller, 1993-94, Jeff Reyes, 1980-83, Koa Misi, 2007-09.

TACKLES FOR LOSS YARDAGE

Game: 43, Hunter Dimick vs. Arizona State, 2016; 35, Trevor Reilly vs. Brigham Young, 2011; 33, Jeff Reyes vs. Hawaii, 1983, Pita Taumoepenu vs. Arizona State, 2016; 32, Armand Boglin vs. TCU, 1996; 31, Viliseni Fauonuku vs. Colorado, 2015; 30, Sharrieff Shah vs. Oregon State, 1991, John Frank vs. Boise State, 1999; 29, Kevin Polston vs. Utah State, 1985, Jason Kaufusi vs. Arizona, 2002, Trevor Reilly vs. Arizona State, 2011, Tevita Finau vs. Oregon State, 2011; 28, John Frank vs. Fresno State, 1998, Nate Orchard vs. Stanford, 2014; 27, Jimmy Bellamy vs. UTEP, 1990, Bronzell Miller vs. Oregon, 1994; 26, Anthony Davis vs. New Mexico, 1990.

Season: 132, Bronzell Miller, 1994; 123, Nate Orchard, 2014; 120, Joe Clausi, 1989; 119, Jimmy Bellamy, 1991; 112, John Frank, 1999; 91, Luther Ellis, 1993; 90, Jimmy Bellamy, 1990, Pita Taumoepenu, 2016; 86, Hunter Dimick, 2016; 81, Sharrieff Shah, 1991; 76, John Frank, 1998, Martail Burnett, 2007, Trevor Reilly, 2011; 75, Paul Kruger, 2008; 71, Trevor Reilly, 2013.

Career: 221, John Frank, 1996-99; 210, Luther Ellis, 1991-94; 209, Jimmy Bellamy, 1990-91; 206, Nate Orchard, 2011-14; 182, Hunter Dimick, 2013-16; 180, Pita Taumoepenu, 2013-16; 179, Bronzell Miller, 1993-94; 158, Martail Burnett, 2004-07; 139, Derrick Shelby, 2008-11; 136, Joe Clausi, 1988-89; 131, Trevor Reilly, 2009-13; 127, Steve Fifita, 2002-05; 117, Nate Kia, 1994-96; 114, Anthony Davis, 1990-91, Blaine Berger, 1990-93; 113, Dave Chaytors, 1989-92; 110, Chad Kauha'aha'a, 1995-96.

SACKS

Game: 5, Hunter Dimick vs. Arizona State, 2016; 4, Jeff Reyes vs. Hawaii, 1983, Kevin Polston vs. Utah State, 1985, John Frank vs. Boise State, 1999, Paul Kruger vs. Utah State, 2008, Nate Orchard vs. UCLA, 2014, Viliseni Fauonuku vs. Colorado, 2015; 3.5, Nate Orchard vs. Stanford, 2014; 3, Matt Phelps vs. Wyoming, 1979, Peter Owens vs. Hawaii, 1983, Anthony Davis vs. New Mexico, 1990, Jimmy Bellamy vs. Utah State, 1991, Sharrieff Shah vs. Oregon State, 1991, Blaine Berger vs. Wyoming, 1992, Bronzell Miller vs. Utah State, 1993, Adam Swaney vs. USC, 1993, Chuck Pine vs. Louisiana-Monroe, 1999, Tommy Hackenbruck vs. Pittsburgh, 2004, Gabe Long vs. Wyoming, 2007, Stevenson Sylvester vs. Alabama, 2008, Tevita Finau vs. Oregon State, 2011, Pita Taumoepenu vs. Arizona State, 2016.

Season: 18.5, Nate Orchard, 2014; 15, Jimmy Bellamy, 1991; 14.5, Hunter Dimick, 2016; 14, Jeff Reyes, 1983; 13, John Frank, 1999; 12, Steve Clark, 1981, Bronzell Miller, 1994; 11, Kevin Polston, 1985; 10, Jimmy Bellamy, 1990, John Frank, 1998, Garrett Smith, 2000, Hunter Dimick, 2014.

Career: 29.5, Hunter Dimick, 2013-16; 27, John Frank, 1996-99; 26, Filipino Mokofisi, 1982-85; 25, Jeff Reyes, 1980-83, Jimmy Bellamy, 1990-91, Nate Orchard, 2011-14; 21.5, Pita Taumoepenu, 2013-16; 20, Steve Clark, 1978-81; 19, Jason Kaufusi, 2000-02; 18, Luther Ellis, 1991-94; 17, Bronzell Miller, 1993-94, Martail Burnett, 2004-07; 15, Mark Anderson, 1978-81, Garrett Smith, 1999-2002; 14, Richard Seals, 1996-99; 13.5, Steve Fifita, 2002-05; 13, Peter Owens, 1980-84, Blaine Berger, 1990-93, Nate Kia, 1993-96.

SACK YARDAGE

Game: 37, Hunter Dimick vs. Arizona State, 2016; 31, Viliseni Fauonuku vs. Colorado, 2015; 30, Peter Owens vs. Hawaii, 1983; 29, Kevin Polston vs. Utah State, 1985, John Frank vs. Boise State, 1999, Tommy Hackenbruck vs. Pittsburgh, 2004, Tevita Finau vs. Oregon State, 2011; 28, Jeff Reyes vs. Hawaii, 1983, Nate Orchard vs. Stanford, 2014, Pita Taumoepenu vs. Arizona State, 2016; 27, Bronzell Miller vs. Oregon, 1994; 26, Anthony Davis vs. New Mexico, 1990; 25, Haloti Moala vs. Arizona State, 1985, Richard Seals vs. Boise State, 1998; 24, Sean Robertson vs. Utah State, 1987, Armand Boglin vs. TCU, 1996, Jason Kaufusi vs. Arizona, 2002, Paul Kruger vs. Utah State, 2008.

Season: 118, Nate Orchard, 2014; 114, Bronzell Miller, 1994; 101, Jimmy Bellamy, 1991; 89, John Frank, 1999; 74, Pita Taumoepenu, 2016; 73, Hunter Dimick, 2016; 71, Jimmy Bellamy, 1990; 68, Luther Ellis, 1993; 66, Joe Clausi, 1989; 58, Andy Bowers, 2000, Trevor Reilly, 2013; 57, Hunter Dimick, 2014; 56, John Frank, 1998; 52, Paul Kruger, 2008; 51, Lamar Chapman, 2010; 50, Martail Burnett, 2007.

Career: 177, John Frank, 1996-99; 172, Jimmy Bellamy, 1990-91; 161, Pita Taumoepenu, 2013-16; 158, Nate Orchard, 2011-14; 153, Bronzell Miller, 1993-94; 150, Hunter Dimick, 2013-16; 119, Luther Ellis, 1991-94; 104, Jason Kaufusi, 2000-02; 97, Derrick Shelby, 2008-11; 88, John Frank, 1997-98; 87, Pita Taumoepenu, 2014-15; 86, Blaine Berger, 1990-93, Nate Kia, 1993-96, Richard Seals, 1996-99, Trevor Reilly, 2009-13; 84, Chad Kauha'aha'a, 1993-96; 82, Joe Clausi, 1988-89; 81, Steve Fifita, 2002-05, Martail Burnett, 2004-07; 80, Christian Cox, 2008-10.



Hunter Dimick set Utah's single-game (5) and career (29.5) sacks records from 2013-16.

INDIVIDUAL RECORDS

MOST INTERCEPTIONS

Game: 4, Frank Nelson vs. Colorado, 1946; 3, Norm Thompson vs. UTEP, 1970, Eric Jacobsen vs. Hawaii, 1987, Eric Weddle vs. San Diego State, 2006, Robert Johnson vs. Colorado State, 2009; 2, 57 times (Recent: Brian Allen and Jordan Fogal vs. UCLA, 2016).

Season: 8, C.D. Lowery, 1964; 7, Gil Tobler, 1948, Norm Thompson, 1970, Eric Jacobsen, 1987, Eric Weddle, 2006; 6, Gary Barker, 1967, Lawrence Eldracher, 1972, Bill Gompf, 1979, Erroll Tucker, 1985, LaVon Edwards, 1988, Ernest Boyd, 1993 and 1994, Kareem Leary, 1994, Harold Lusk, 1995 and 1996, Andre Dyson, 1999, Jay Hill, 1999, Morgan Scalley, 2004, Robert Johnson, 2009.

Career: 19, Harold Lusk, 1993-96; 18, Eric Weddle, 2003-06; 17, LaVon Edwards, 1988-91; 15, Sean Knox, 1987-90; 13, Jerry Pullman, 1964-66, Jeff Griffin, 1977-80, Reggie Richardson, 1982-85, Andre Dyson, 1997-00, Robert Johnson, 2007-09; 12, Norm Thompson, 1969-70, Ernest Boyd, 1993-94; 11, Eric Jacobsen, 1984-88, Marcus Williams, 2014-16; 10, Bill Gompf, 1978-81, Mark Swanson, 1990-93.

INTERCEPTION RETURN YARDS

Game: 130, Harold Lusk vs. Colorado State, 1994; 127, Deshawn Richard vs. San Diego State, 2008; 107, Erroll Tucker vs. Utah State, 1985; 99, Gary Barker vs. Brigham Young, 1967; 97, Paul Cook vs. Oregon State, 1951, Norm Thompson vs. Wyoming, 1969, Brandon Dart vs. Oregon, 1995; 95, Bob Jenkins vs. Wyoming, 1985, Robert Johnson vs. UNLV, 2009.

Season: 259, Norm Thompson (5 for 253), 1969; 215, Erroll Tucker, 1985; 184, Harold Lusk, 1994; 183, Gary Barker, 1967; 158, Conroy Black, 2011; 151, Sean Smith, 2008; 147, Jeff Griffin, 1978; 140, Kareem Leary, 1994; 139, Robert Johnson, 2009; 138, Deshawn Richard, 2008; 126, Ernest Boyd, 1993.

Career: 333, Harold Lusk, 1993-96; 332, Norm Thompson, 1969-70; 265, Jeff Griffin, 1977-80; 230, Paul Cook, 1951-53; 223, Erroll Tucker, 1984-85; 203, Bill Gompf, 1978-81; 190, Kareem Leary, 1992, 94; 185, Gary Barker, 1967-69; 172, Andre Dyson, 1997-00, Robert Johnson, 2007-09; 171, Ernest Boyd, 1993-94; 158, Conroy Black, 2010-11; 151, Sean Smith, 2006-08; 148, Eric Weddle, 2003-06.

INTERCEPTION TOUCHDOWNS

Game: 2, Erroll Tucker vs. Utah State, 1985, Eric Weddle vs. San Diego State, 2006, Deshawn Richard vs. San Diego State, 2008; 1, 62 times (Recent: Chase Hansen vs. Arizona State, 2016).

Season: 3, Norm Thompson, 1969, Jeff Griffin, 1978, Erroll Tucker, 1985, Andre Dyson, 2000; 2, David Walker, 1970, Kareem Leary, 1994, Jay Hill, 1999, Eric Weddle, 2006, Deshawn Richard, 2008; 1, 48 times (Recent: Chase Hansen and Sunia Tauteoli, 2016).

Career: 4, Andre Dyson, 1997-00; 3, Norm Thompson, 1969-70, Jeff Griffin, 1977-80, Erroll Tucker, 1984-85, Eric Weddle, 2003-06; 2, David Walker, 1969-70, Mark Anderson, 1978-81, Kareem Leary, 1992, 94, Harold Lusk, 1993-96, Jay Hill, 1998-99, Deshawn Richard, 2007-08, Dominique Hatfield, 2013-16, Tevin Carter, 2014-15; 1, 36 times (Recent: Justin Thomas, 2013-16, Chase Hansen, 2015-16, Sunia Tauteoli, 2015-16).

PASS BREAK UPS

Game: 4, Erroll Tucker vs. Air Force, 1984, Clarence Fields vs. Boise State, 1987, Kareem Leary vs. Colorado State, 1994, Kareem Leary vs. Arizona, 1994, Clarence Lawson vs. SMU, 1996, Josh Savage vs. Southern Mississippi, 2003, Eric Weddle vs. New Mexico, 2005, Brice McCain vs. New Mexico, 2007, Sean Smith vs. New Mexico, 2007, Reginald Porter vs. Oregon State, 2015, Reginald Porter vs. Brigham Young, 2015; 3, 43 times (Recent: Chase Hansen vs. Indiana, 2016).

Season: 17, Kareem Leary, 1994, Andre Dyson, 1999 and 2000; 14, LaVon Edwards, 1991; 13, Sean Knox, 1987, Eric Rowe, 2014; 12, Sean Knox, 1989, LaVon Edwards, 1990, Clarence Lawson, 1996, Eric Weddle, 2005, Keith McGill, 2013; 11, Mark Swanson, 1991, Teneil Ethridge, 1997 and 1998, Andre Dyson, 1998, Brice McCain, 2007, Reginald Porter, 2015.

Career: 47, Andre Dyson, 1997-00; 42, Sean Knox, 1987-90, LaVon Edwards, 1988-91; 34, Eric Rowe, 2011-14; 27, Clarence Lawson, 1994-97; 24, Jeff Griffin, 1977-80; 23, Teneil Ethridge, 1995-98, Eric Weddle, 2003-06; 22, Brice McCain, 2005-08; 21, Mark Swanson, 1990-93, Kareem Leary, 1992-94, Dominique Hatfield, 2013-16; 19, Reggie Richardson, 1982-85, Justin Thomas, 2013-16; 18, Bill Gompf, 1978-81, Pat Kennedy, 1985-89, Harold Lusk, 1993-96, Brandon Burton, 2008-10, Brian Belchen, 2010-14, Reginald Porter, 2013-16.

FUMBLES CAUSED

Game: 3, Trevor Reilly vs. Brigham Young, 2011; 2, Kenneth Harris vs. Utah State, 1978, Sharrieff Shah vs. Oregon State, 1991, Mark Rexford vs. San Diego State, 1994, Bronzell Miller vs. San Diego State, 1994, Chad Kauha'aha'a vs. Wyoming, 1995, Jay Hill vs. Washington State, 1999, Ryan Smith vs. Air Force, 2004, Kyle Brady vs. UCLA, 2006, Steve Tate vs. Wyoming, 2006, Mike Wright vs. TCU, 2009, Nate Orchard vs. Stanford, 2013.

Season: 5, Eric Jacobsen, 1987, Bronzell Miller, 1994, Tommy Hackenbruck, 2004; 4, Jeff Reyes, 1983, Filipino Mokofisi, 1984, Mark Rexford, 1994, Dave Revill, 2003, Eric Weddle, 2003, Trevor Reilly, 2011, Kylie Fitts, 2015; 3, 31 times (Recent: Chase Hansen and Pita Taumoepeu, 2016).

Career: 9, Eric Weddle, 2003-06; 8, Arnold Parker, 2000-03, Nate Orchard, 2011-14; 7, Filipino Mokofisi, 1982-85, Bronzell Miller, 1993-94, Trevor Reilly, 2009-13, Brian Blechen, 2010-14; 6, Jeff Reyes, 1980-83, Eric Jacobsen, 1984, 86-88, Sharrieff Shah, 1990-93, Mark Rexford, 1993-94, Tommy Hackenbruck, 2001-04, Koa Misi, 2007-09; 5, Bill Gompf, 1978-81, Jay Fairman, 1979-83, Jeff Griffin, 1977-80, Jeff Kaufusi, 1994-96, John Frank, 1996-99, Derrick Shelby, 2008-11.

FUMBLES RECOVERED

Game: 3, William Lucas vs. Arizona State, 1972, Kevin Robertson vs. Cal State-Fullerton, 1980.

Season: 6, Eric Jacobsen, 1987; 5, John Huddleston, 1975, Jeff Griffin, 1977; 4, Ron Small, 1975, Guy Morrell, 1977, Walt Kaufman, 1977, Jeff Lyall, 1978, Mark Blosch, 1982, Kevin Polston, 1985, Corey Dodds, 2003, Lewis Powell, 2003, Star Lotulelei, 2012, Gionni Paul, 2015, Stevie Tu'ikolovatu, 2015, Chase Hansen,

2016; 3, 17 times (Recent: Trevor Reilly and LT Tuipulotu, 2013).

Career: 9, Eric Jacobsen, 1984-88; 8, John Huddleston, 1974-75, Walter Kaufman, 1975-77, Jeff Griffin, 1977-80; 7, Guy Morrell, 1975-78; 6, Leonard Marchese, 1981-83, Erroll Tucker, 1984-85, Lewis Powell, 2001-03, Eric Weddle, 2003-06; 5, Ron Small, 1975-76, Vincent Brock, 1976-79, Steve Clark, 1978-81, Filipino Mokofisi, 1982-85, Kevin Polston, 1984-85, Spencer Toone, 2003-05, Nate Orchard, 2011-14, Gionni Paul, 2014-15.

OPPONENT SINGLE GAME HIGHS

RUSH

Game: 310, Tony Alford, Colorado State, 1989; 299, Bill Enyart, Oregon State, 1968; 249, Bobby Moore, Oregon, 1971; 246, Ron Dayne, Wisconsin, 1996; 241, Dee Dowis, Air Force, 1987; 232, Ka'Deem Carey, Arizona, 2013; 218, Nick Wilson, Arizona, 2014; 217, Fred Henry, New Mexico, 1971; 216, June Henley, Kansas, 1996; 214, Woody Green, Arizona State, 1971.

PASS

Game: 622, Jeremy Leach, New Mexico, 1989; 571, Marc Wilson, Brigham Young, 1977; 565, Jim McMahon, Brigham Young, 1981; 561, Tony Adams, Utah State, 1972; 528, Ryan Lindley, San Diego State, 2010; 510, Dan McGwire, San Diego State, 1989; 488, Connor Halliday, Washington State, 2013; 476, Drew Bledsoe, Washington State, 1992; 467, Brian Brohm, Louisville, 2007, 464, Mike Faful, UCLA, 2016.

RECEIVING

Game: 259, Gordon Hudson, Brigham Young 1981; 252, Terance Mathis, New Mexico, 1989; 224, Craig Clark, Utah State, 1972; 214, Blake Spence, Oregon, 1997; 212, Phillip Bobo, Washington State, 1992; 210, Brandin Cooks, Oregon State, 2013; 207, Cottie McMahon, Utah State, 1993; 200, Arnie Adkison, UTEP, 1987; 194, Chris Smith, Brigham Young, 1989, 192, Marqise Lee, Southern California, 2012.

KICKOFF RETURN

Game: 224, Roy Lewis, w Cal State-Fullerton, 1983; 219, Jovon Bouknight, Wyoming, 2005; 178, Buddy Jackson, Pittsburgh, 2011, Byron Marshall, Oregon, 2015; 169, Tim White, Arizona State, 2015; 165, Deonce Whitaker, San Jose State, 1998; 162, Shontrelle Johnson, Iowa State, 2010; 160, Ty Montgomery, Stanford, 2013; 149, Brandon Tate, North Carolina, 2005; 148, Len Ware, UNLV, 1999.

PUNT RETURN

Game: 214, Dallas Davis, Colorado State, 1999; 138, Jim Sandusky, San Diego State, 1983; 126, Golden Richards, Brigham Young, 1971; 124, Steve Holden, Arizona State, 1970; 120, Damon Gourline, San Diego State, 1998; 116, Troy Hunter, Arizona, 1983; 105, Julius Curry, Michigan, 2002; 102, Michael Perry, Rice, 1996; 101, Dwayne Horton, Arizona, 1977.

INTERCEPTION(I)/FUMBLE(F) RETURN

Game: 122, Cameron Smith(I), Southern California, 2015; 100, Joe Walker(F), Oregon, 2014.

TEAM RECORDS

RUSHING

MOST CARRIES

Game: 74, San Diego St, 1983; 71, Brigham Young, 1959, UTEP, 1982; 69, UNLV, 1980; 68, UNLV, 1982; 66, Denver, 1952, Idaho State, 1978, UTEP, 1978, Colorado State, 1981, New Mexico, 1991.

Season: 674, 1984; 624, 1979; 613, 1982; 577, 1978; 571, 2015; 570, 2016; 565, 2014; 558, 1981; 551, 1959; 545, 1964; 541, 1964, 2008; 539, 2003; 538, 1983; 532, 1980.

NET RUSHING YARDS

Game: 478, New Mexico, 1991; 452, Idaho, 1959; 448, UNLV, 1980; 436, UTEP, 1984; 432, New Mexico, 1969; 406, Montana State, 1951; 404, Weber State, 1984; 399, Northwestern, 1981; 386, Indiana, 2002; 382, Air Force, 2001; 380, Colorado State, 1972.

Season: 3263, 1984; 2870, 1979; 2833, 2004; 2782, 2016; 2666, 1982; 2644, 1981; 2570, 1959; 2568, 1983; 2506, 1969; 2496, 1953; 2475, 2014; 2408, 2001; 2379, 2015; 2266, 1998.


NET RUSHING YARDS PER GAME

Season: 271.92, 1984; 257.00, 1959; 256.8, 1941; 250.60, 1969; 249.60, 1953; 242.36, 1986; 240.36, 1981; 239.17, 1979; 236.08, 2004; 233.45, 1983; 218.91, 2001.

RUSHING TOUCHDOWNS

Game: 7, New Mexico, 1972, UTEP, 1973, UNLV, 1981, Weber St, 1984; 6, Idaho State, 1994, UNLV, 1999, Weber State, 2013; 5, 16 times (recent: UCLA, 2016).

Season: 36, 2004; 34, 1984; 27, 1956, 1983, 1998, 2010; 26, 1981, 2016; 25, 1973, 1979, 2003; 24, 1964, 2008, 2015; 23, 2001, 2009; 22, 1959.



Del "Popcorn" Rodgers led the 1981 team that averaged 240.36 rushing yards per game.

AVERAGE YARDS PER RUSH

Game: (Min. 50 Rushes) 7.24, New Mexico, 1991; 6.97, Weber State, 1984; 6.92, UTEP, 1984; 6.77, Indiana, 2002; 6.65, New Mexico, 1969; 6.49, UNLV, 1980; 6.42, UTEP, 1979; 6.14, Northwestern, 1981; 6.03, UTEP, 1973; 5.91, UTEP, 1983; 5.80, UNLV, 1981.

Season: 5.40, 2004; 5.2, 1941; 4.88, 2016; 4.84, 1984; 4.80, 2001; 4.77, 1983; 4.75, 1969; 4.74, 1981; 4.67, 1963; 4.66, 1959; 4.64, 2010; 4.60, 1979; 4.51, 1996; 4.46, 1956; 4.45, 1960.

PASSING

MOST ATTEMPTS

Game: 65, UTEP, 1988; 63, Illinois, 1988; 60, Air Force, 1988; 58, UTEP, 1986, San Diego State, 1989; 56, Stanford, 1989, Brigham Young, 1992; 55, Utah State, 1972, Idaho State, 1987, Fresno State, 1989.

Season: 556, 1989; 543, 1988; 525, 1987; 451, 1986; 449, 1985; 433, 1993; 415, 2005; 414, 2008; 407, 1992; 405, 2009; 401, 2008; 399, 2016; 398, 1990, 2010; 391, 2013; 387, 1994; 385, 1971.

COMPLETIONS

Game: 41, UTEP, 1988; 40, UTEP, 1986; 37, Air Force, 1986; 36, Idaho State, 1987, Air Force, 1988; 33, Illinois, 1988, Hawaii, 1993; 32, 6 times (recent: Colorado State, 2010).

Season: 327, 1988; 306, 1987; 298, 1989; 279, 2008; 278, 1993; 263, 1986; 258, 2005; 253, 1985; 249, 1994; 248, 2010; 245, 2009; 238, 2006; 236, 1992; 232, 2004; 229, 2014; 224, 2015; 220, 2012; 215, 2002; 212, 2016; 210, 1991.

PASS YARDS

Game: 631, Air Force, 1988; 520, Idaho State, 1988; 492, UTEP, 1986; 476, Air Force, 1986, Kansas, 1996; 462, Brigham Young, 1993; 461, Utah State, 1987; 459, Air Force, 1993; 453, UTEP, 1988; 451, Air Force, 1987.

Season: 4355, 1988; 4064, 1989; 3891, 1993; 3884, 1987; 3534, 2005; 3199, 1985; 3178, 2008; 3164, 2004; 3157, 1986; 3069, 2010; 3061, 1994; 2980, 2009; 2963, 2006; 2878, 1992; 2835, 2013; 2827, 1995.

INTERCEPTIONS

Game: 9, Arizona State, 1975; 7, Colorado, 1953; 6, Iowa State, 1976, UCLA, 2013; 5, Oregon, 1976, Arizona, 1971, Houston, 1971, Arizona State, 1974, Brigham Young, 1983, Colorado State, 1989, Brigham Young, 1991.

Season: 29, 1971; 26, 1972; 25, 1949, 1975; 23, 1973, 1985; 22, 1987; 21, 1967, 1968, 1974, 1989, 2013.

TOUCHDOWN PASSES

Game: 6, New Mexico, 1980, UTEP, 1989, UTEP, 1997, Fresno State, 2014; 5, 10 times (recent: Oregon 2015).

Season: 39, 1989; 33, 2004; 29, 1988, 2008; 28, 1994; 26, 1987, 2005; 25, 1986, 2006; 24, 1999, 2010; 22, 1972, 1993, 2013; 21, 1996.

STREAKS

LONGEST WINNING STREAK

18, Nov. 1, 2003-Sep. 10, 2005
16, Nov. 29, 1928-Nov. 27, 1930
16, Dec. 20, 2007-Sep. 12, 2009
11, Oct. 15, 1904-Oct. 28, 1905
9, Nov. 8, 1952-Oct. 24, 1953
9, Dec. 23, 2009-Oct. 30, 2010

LONGEST BOWL WIN STREAK

9, 1999-2009

HOME WIN STREAK

26, Nov. 19, 1928-Oct. 13, 1934
21, Sep. 15, 2007-Oct. 23, 2010
11, Nov. 30, 1905-Nov. 14, 1908
11, Sep. 27, 1947-Nov. 25, 1948

ROAD/NEUTRAL WIN STREAK

11, Sep. 27, 2003-Jan. 1, 2005
9, Dec. 20, 2007-Sep. 12, 2009
7, Oct. 16, 1925-Dec. 18, 1926
6, Oct. 26, 1929-Nov. 15, 1930
6, Oct. 18, 1952-Oct. 10, 1953

LONGEST LOSING STREAK

9, Nov. 24, 1973-Nov. 2, 1974
9, Nov. 16, 1985-Nov. 1, 1986
8, Nov. 18, 1975-Sep. 26, 1976

HOME LOSING STREAK

6, Sept. 25, 1954-Sep. 17, 1955
5, Oct. 14, 1967-Sep. 28, 1968
5, Nov. 24, 1973-Nov. 2, 1974

ROAD/NEUTRAL LOSING STREAK

17, Dec. 1, 1973-Oct. 23, 1976
9, Sept. 3, 1983-Sept. 29, 1984

SCORING

MOST POINTS SCORED

129, Oct. 28, 1905 vs. Ft. Douglas (129-0)
107, Nov. 5, 1904 vs. Ft. Douglas (107-5)

MOST POINTS SCORED (NCAA GAMES)

97, Oct. 28, 1911 vs. Montana State (97-0)
82, Sept. 22, 1973 vs. UTEP (82-6)

MOST POINTS ALLOWED

70, Nov. 18, 1989 vs. Brigham Young (70-31)
67, Sept. 23, 1989 vs. Hawai'i (67-20)

LARGEST WINNING MARGIN*

97, Nov. 28, 1911 vs. Montana State (97-0)
79, Oct. 13, 1923 vs. Wyoming (79-0)
**vs. NCAA opponents*

LARGEST LOSING MARGIN*

64, Nov. 13, 1943, Colorado College (64-0)
63, Oct. 23, 1920 vs. California (63-0)
**vs. NCAA opponents*

TEAM RECORDS

COMPLETION PERCENTAGE

Game: (Min. 15 attempts) **.944**, (17-18) UTEP, 1997; **.870**, (20-23) New Mexico, 2010; **.846**, (22-26) Washington State, 2012; **.840**, (21-25) Colorado State, 1993; **.838**, (31-37) Brigham Young, 2008; **.833**, (20-24) UNLV, 2006; **.824**, (28-34) Wyoming, 1983, (14-17) Oregon State, 2015; **.818**, (18-22) Utah State, 2005; **.815**, (22-27) Navy, 2007; **.810**, (17-21) Colorado State, 2003; **.800**, (32-40) Colorado State, 2010; **.793**, (23-29) Colorado State, 2004, (23-29) Weber State, 2008; **.783**, (18-23) Fresno State, 1996, (29-37) Pittsburgh, 2004; **.778**, (28-36) San Diego State, 1994; **.775**, (31-40) North Carolina, 2004; **.773**, (17-22) San Diego State, 2003, (17-22) Utah State, 2015.

Season: **.6744**, 2004; **.6739**, 2008; **.643**, 1994; **.642**, 1993; **.636**, 2015; **.627**, 2012; **.623**, 2010; **.622**, 2005; **.619**, 2003; **.618**, 2007; **.614**, 1980; **.610**, 1957; **.606**, 2014; **.605**, 2009; **.602**, 1988.

PASSING YARDS PER GAME

Season: **395.91**, 1988; **338.67**, 1989; **324.25**, 1993; **323.67**, 1987; **294.50**, 2005; **287.00**, 1986; **278.27**, 1994; **266.58**, 1985; **263.7**, 2004; **261.64**, 1992.

PASSING EFFICIENCY

Season: **173.45**, 2004; **153.75**, 1957; **151.83**, 1993; **150.64**, 2008; **149.56**, 2005; **148.97**, 1994; **144.28**, 1996; **141.71**, 2003; **140.95**, 2010; **137.86**, 1999; **137.85**, 1988; **135.67**, 1980; **134.61**, 1984; **133.34**, 2009; **132.70**, 2006; **131.44**, 1981; **130.92**, 2014; **130.59**, 1989; **129.20**, 1986.

MOST 200-YARD PASSING GAMES

Season: **12**, 2005; **11**, 1988, 1989, 1993, 2008; **10**, 1985, 1986, 1987, 1994, 2009; **9**, 1992, 2006; **8**, 2004, 2013, 2016.

MOST 300-YARD PASSING GAMES

Season: **8**, 1987, 1988; **7**, 1989, 1993; **5**, 2005; **4**, 1985, 1992, 2004, 2008.

MOST 400-YARD PASSING GAMES

Season: **3**, 1988, 1993; **2**, 1986, 1987, 1989.

MOST 500-YARD PASSING GAMES

Season: **3**, 1988.

MOST 600-YARD PASSING GAMES

Season: **1**, 1988.

TOTAL OFFENSE

NET YARDS

Game: **703**, Air Force, 1988; **669**, North Carolina, 2004; **662**, UTEP, 1988; **661**, Wyoming, 1983; **648**, Colorado State, 2010; **631**, Idaho State, 1988; **629**, Brigham Young, 1993; **628**, UTEP, 1994, Weber State, 2013; **616**, Colorado State, 1972, New Mexico, 1986; **612**, Air Force, 1986; **607**, UTEP, 1987.

Season: **5997**, 2004; **5815**, 1993; **5795**, 1988; **5676**, 2005; **5599**, 2016; **5293**, 1989; **5250**, 1987; **5212**, 2008; **5166**, 1984; **5064**, 2009; **5057**, 2010; **5045**, 2014; **4931**, 1994; **4923**, 1985; **4805**, 2007; **4797**, 1991; **4789**, 2006; **4759**, 2013; **4721**, 1983; **4719**, 2015.

TOTAL PLAYS

Game: **101**, New Mexico, 1986; **98**, Utah State, 1972; **97**, Texas A&M, 2003, California, 2016; **96**, Arizona, 1967, Wyoming, 1995; **95**, San Diego State, 1983, UTEP, 1988; **93**, Washington State, 1971; **91**, 9 times.

Season: **969**, 2016; **943**, 2014; **942**, 2007; **923**, 2015; **913**, 2008; **909**, 2005; **906**, 1993; **905**, 1989; **900**, 1988; **894**, 1984; **890**, 2009; **889**, 1987; **877**, 1985; **869**, 2004; **864**, 2013; **862**, 2006; **849**, 1978; **848**, 1971.

TOTAL YARDS PER GAME

Season: **526.82**, 1988; **499.75**, 2004; **484.58**, 1993; **473.00**, 2005; **448.27**, 1994; **441.08**, 1989; **437.50**, 1987; **430.70**, 2016; **430.50**, 1984; **429.18**, 1983; **425.82**, 1986; **422.36**, 1980; **418.82**, 1995.

TOTAL YARDS PER PLAY

Game: (Min. 75 Plays) **8.68**, Air Force, 1988; **8.37**, UTEP, 1994; **8.26**, Wyoming, 1983; **8.09**, Idaho State, 1988; **7.88**, Cal State-Fullerton, 1983; **7.78**, North Carolina, 2004; **7.66**, Texas A&M, 2004; **7.64**, Brigham Young, 1988; **7.62**, Hawaii, 1993; **7.55**, Idaho State, 2014; **7.51**, Iowa State, 2010; **7.20**, UTEP, 1993; **7.16**, Oregon, 2015; **7.15**, Brigham Young, 1993.

Season: **6.90**, 2004; **6.44**, 1988; **6.42**, 1993; **6.24**, 2005; **6.16**, 1996; **6.12**, 2010; **5.91**, 1987; **5.90**, 1994; **5.85**, 1989; **5.78**, 1984, 2016; **5.76**, 1981; **5.71**, 2008; **5.70**, 1941; **5.69**, 1986, 2009.

KICKING

FIELD GOALS MADE

Game: **5**, Brigham Young, 2009; **4**, Colorado State, 1985, Colorado State, 1988, New Mexico, 1989, Utah State, 1995, Indiana, 2002, Tulsa, 2006, Michigan, 2008, Iowa State, 2010, Pittsburgh, 2011, Michigan, 2014, Indiana, 2016; **3**, 44 times (recent: Colorado, 2016).

Season: **23**, 2014, 2015; **22**, 2008; **21**, 2009, 2016; **19**, 1985, 1987, 2007; **18**, 2011; **17**, 1993, 1995, 2013; **16**, 1977, 1989, 2005, 2006; **14**, 1981, 1987, 1997; **13**, 1991, 1992, 2010.

FIELD GOALS ATTEMPTED

Game: **5**, Brigham Young, 1969, Wyoming, 1992, Idaho, 1993, Brigham Young, 2009, Michigan, 2014; **4**, 29 times (recent: Indiana, 2016).

Season: **28**, 1988, 2014; **27**, 1993, 2015; **26**, 2009; **25**, 2011, 2016; **24**, 2008; **23**, 1977, 1985, 1995; **22**, 1981, 1989, 1991, 1997, 2007; **20**, 1971, 1992, 2006, 2013.

FIELD GOAL PERCENTAGE

Game: (Min. 3 attempts) **1.000**, (5-5) Brigham Young, 2009; **1.000**, (4-4) Colorado State, 1985, Colorado State, 1988, New Mexico, 1989, Utah State, 1995, Tulsa, 2006, Michigan, 2008, Iowa State, 2010, Pittsburgh, 2011, Indiana, 2016; **1.000**, (3-3) 30 times (recent: UCLA, 2015).

Season: (Min. 12 attempts) **.917**, 2008; **.875**, 1987; **.864**, 2007; **.852**, 2015; **.850**, 2013; **.842**, 2005; **.840**, 2016; **.826**, 1985; **.821**, 2014; **.808**, 2009; **.800**, 2006; **.786**, 2003; **.765**, 2010; **.739**, 1995; **.727**, 1989; **.720**, 2011; **.714**, 1975; **.696**, 1977; **.692**, 1982; **.679**, 1988; **.650**, 1992.



Joe Phillips made a record five field goals against BYU in 2009. He also made 20 of Utah's 21 field goals that season, the third-best total in school history.

EXTRA POINT PATS

Game: **10**, UTEP, 1973, Weber State, 2013; **9**, UNLV, 1981, Wyoming, 1983, Idaho State, 1994, UNLV, 2004, Colorado State, 2004, San Diego State, 2008; **8**, New Mexico, 1972, Colorado State, 1972, UTEP, 1997, New Mexico, 2010, San Jose State, 2010, Iowa State, 2010, Colorado State, 2010, Idaho State, 2014, Fresno State, 2014, Oregon, 2015; **7**, 14 times (recent: Arizona State, 2016).

Season: **71**, 2004; **56**, 2008; **55**, 2010; **50**, 1994; **47**, 2015; **45**, 1999; **44**, 2014; **43**, 2006, 2009, 2016; **42**, 1984; **41**, 2013; **40**, 1985, 1998, 1993, 2005; **39**, 1972, 1973, 2001; **38**, 1983, 2007, 2012.

EXTRA POINT PAT ATTEMPTS

Game: **12**, UTEP, 1973; **10**, Wyoming, 1983, Weber State, 2013; **9**, Colorado State, 1972, UNLV, 1981, Idaho State, 1994, UNLV, 2004, Colorado State, 2004, San Diego State, 2008; **8**, New Mexico, 1972, UTEP, 1997, New Mexico, 2010, San Jose State, 2010, Iowa State, 2010, Colorado State, 2010, Idaho State, 2014, Fresno State, 2014, Oregon, 2015; **7**, 18 times (recent: Arizona State, 2016).

Season: **75**, 2004; **57**, 2008; **56**, 2010; **53**, 1994; **47**, 1973, 2015; **46**, 1999; **45**, 2014; **44**, 2009; **43**, 1998, 2005, 2006, 2016; **42**, 1972, 1984, 1993; **41**, 2001, 2013; **40**, 1983, 1985, 2003, 2007; **39**, 2012; **38**, 2011; **37**, 1981, 1996.

TEAM RECORDS

PAT PERCENTAGE

Game: (Min. 7 attempts) **1.000**, (10-10) Weber State, 2013; **1.000**, (9-9) UNLV, 1981, Idaho State, 1994; UNLV, 2004, Colorado State, 2004, San Diego State, 2008; **1.000**, (8-8) New Mexico, 1972, UTEP, 1997, New Mexico, 2010, San Jose State, 2010, Iowa State, 2010, Colorado State, 2010, Idaho State, 2014, Fresno State, 2014, Oregon, 2015; **1.000**, (7-7) 15 times (recent: Arizona State, 2016).

Season: **1.000**, 1975, 1981, 1984, 1985, 1986, 1989, 1996, 2006, 2013, 2015, 2016; **.982**, 2008, 2010; **.978**, 1999, 2014; **.977**, 2009; **.974**; 2012; **.947**, 2011; **.962**, 1991; **.958**, 1992; **.952**, 1993.

PUNTING

MOST PUNTS

Game: **13**, Pacific, 1949; **12**, Wyoming, 1966; **11**, Oregon, 1946, Wyoming, 1949, Washington State, 1968, Arizona State, 1974, New Mexico, 1981, Oregon, 1991, Oregon State, 2007, Utah State, 2012, Brigham Young, 2013; **10**, 11 times.

Season: **86**, 1979; **80**, 1974, 2014; **79**, 1940; **78**, 1967; **76**, 1968, 2013; **74**, 2007; **73**, 1990; **71**, 1975, 2009; **70**, 1971, 2011; **69**, 1966; **68**, 1977.

PUNT YARDS

Game: **526**, Utah State, 2012; **486**, Brigham Young, 2013; **471**, Washington State, 1968; **458**, Oregon State, 2007; **455**, Arizona State, 2013; **454**, Wyoming, 1987; **434**, Brigham Young, 1979; **432**, Washington State, 1971; **431**, Iowa State, 1975; **428**, New Mexico, 1981; **414**, Arizona State, 1970; **410**, Oregon, 1991, Arizona, 1994; **409**, Wyoming, 1966, Iowa State, 1970.

Season: **3736**, 2014; **3300**, 2013; **3285**, 1979; **3269**, 1971; **3231**, 2007; **3061**, 2011; **3053**, 2016; **3044**, 1968; **3027**, 1974; **2990**, 1977; **2986**, 2009; **2977**, 1967; **2968**, 1970; **2925**, 2015; **2847**, 1975; **2827**, 1990; **2780**, 1966.

PUNT AVERAGE

Game: (Min. 5 Punts) **57.57**, Idaho, 1950; **55.50**, Southern Utah, 2016; **55.40**, Fresno State, 2014; **54.14**, Wyoming, 1970; **53.67**, Washington, 2016; **53.20**, Arizona State, 1971; **52.67**, UNLV, 2007; **51.86**, San Jose State, 1969; **51.60**, Brigham Young, 1970; **51.13**, Iowa State, 1970; **51.00**, Colorado State, 1971; **50.57**, Colorado, 2015; **50.56**, Arizona State, 2013; **50.50**, Brigham Young, 1987; **50.00**, Arizona, 2016; **49.80**, Wyoming, 2007; **49.71**, Air Force, 2007; **49.60**, Hawaii, 1998; **49.50**, Georgia Tech, 2011, Brigham Young, 2015; **49.43**, Wyoming, 1979.

Season: **47.95**, 2015; **47.70**, 2016; **46.70**, 1971, 2014; **45.66**, 1970; **44.30**, 1950; **44.03**, 2006; **43.97**, 1977; **43.73**, 2011; **43.66**, 2007; **43.42**, 2013; **43.23**, 1997; **42.81**, 2012; **42.34**, 1978; **42.06**, 2009; **42.04**, 2004; **41.71**, 1972; **41.61**, 1969; **41.35**, 2008; **41.20**, 1952.

RETURNS KICK/PUNT

MOST KICKOFF RETURNS

Game: **11**, Oregon State, 1951, Ohio State, 1986, San Diego State, 1990; **10**, UCLA, 1973, TCU, 2009; **9**, 8 times (recent: Oregon, 2014).

Season: **69**, 1989; **63**, 1974; **62**, 1986; **55**, 1987; **53**, 1973, 2009; **52**, 1976; **50**, 1971, 1972; **48**, 1988; **46**, 2010; **45**, 1985.

KICKOFF RETURN YARDS

Game: **282**, New Mexico, 2003; **255**, San Diego State, 1990; **241**, Oregon State, 1951, Ohio State, 1986; **230**, California, 2012; **223**, Brigham Young, 1998; **218**, Oregon, 2014; **211**, Texas Tech, 1972; **205**, UTEP, 1967; **202**, New Mexico, 1989; **198**, Arizona State, 1981, UTEP, 1987; **193**, Hawaii, 1985.

Season: **1388**, 1989; **1210**, 1986; **1206**, 1974; **1188**, 2009; **1181**, 1971; **1137**, 1987; **1105**, 1972; **1100**, 2010; **1060**, 1973; **1053**, 1976; **1026**, 1988; **970**, 1967.

KICKOFF RETURN AVERAGE

Game: (Min. 6 returns) **37.17**, Brigham Young, 1998; **35.25**, New Mexico, 2003; **34.17**, UTEP, 1967; **29.67**, Brigham Young, 1985; **28.29**, Arizona State, 1981; **27.00**, Hawaii, 1988; **26.50**, California, 2011; **25.71**, Houston, 1971; **25.33**, Brigham Young, 1986; **25.25**, New Mexico, 1989; **24.33**, Boise State, 2010; **24.22**, Oregon, 2014; **24.00**, New Mexico, 1971.

Season: **28.24**, 2003; **27.06**, 1998; **26.20**, 2004; **25.90**, 2012; **25.84**, 1981; **25.52**, 1982; **24.22**, 1999; **23.91**, 2010; **23.90**, 1948; **23.74**, 2014; **23.66**, 1967; **23.62**, 1971; **23.37**, 2016; **23.07**, 2011; **23.00**, 2008; **22.48**, 1994; **22.42**, 2009; **22.10**, 1972; **22.08**, 2005; **21.90**, 1960, 2000, 2015; **21.86**, 1968.

MOST PUNT RETURNS

Game: **10**, Utah State, 1949; **9**, Idaho State, 1978, Utah State, 1989, Colorado State, 1999; **8**, Utah State, 1995, UNLV, 1999, Brigham Young, 1999; **7**, 7 times.

Season: **49**, 2000; **45**, 1969; **42**, 2009; **41**, 1994; **39**, 1957; **37**, 1968; **36**, 2006, 2016; **35**, 1991, 1993, 2004, 2010; **34**, 1967, 1978, 1995, 2007; **33**, 1970, 1998, 2002, 2008, 2011.

PUNT RETURN YARDS

Game: **207**, Wyoming, 1973; **169**, Utah State, 1949; **163**, New Mexico, 1999; **156**, Iowa State, 2010; **144**, UNLV, 1999, New Mexico, 2010; **140**, UTEP, 1972; **135**, Utah State, 2007; **128**, UNLV, 2010; **126**, Weber State, 2013; **118**, Wyoming, 2010; **115**, Brigham Young, 1968, Utah State, 1987; **112**, UTEP, 1985; **110**, Air Force, 1999.

Season: **656**, 1973; **654**, 1999; **616**, 2010; **453**, 2000; **448**, 1968; **446**, 1967; **436**, 2007; **421**, 1957; **417**, 1972; **406**, 1985; **386**, 2014; **382**, 2004; **370**, 1969, 2002; **344**, 2009; **338**, 1970; **325**, 2015; **315**, 1988.

PUNT RETURN AVERAGE

Game: (Min. 5 Returns) **34.50**, Wyoming, 1973; **28.80**, New Mexico, 2010; **26.00**, Iowa State, 2010; **25.60**, UNLV, 2010; **23.60**, Wyoming, 2010; **21.60** UTEP, 1992; **21.00**, Weber State, 2013; **20.25**, Arizona State, 1973; **19.17**, Brigham Young, 1968, Utah State, 1987; **18.00**, UNLV, 1999; **17.33**, Wyoming, 2007; **17.00**, New Mexico, 1968; **16.90**, Utah State, 1949; **15.20**, Brigham Young, 1969; **14.40**, Colorado, 2016; **14.33**, Arizona, 1967.

Season: **23.43**, 1973; **23.00**, 2002; **20.30**, 1985; **17.60**, 2010; **16.50**, 1951; **16.00**, 1999; **13.79**, 2014; **13.12**, 1967; **12.82**, 2007; **12.11**, 1968; **11.43**, 1976; **11.25**, 1988; **11.16**, 1960; **11.15**, 1997; **10.91**, 2004.

ALL-PURPOSE YARDS

PLAYS

Game: **109**, Arizona, 1967, Utah State, 1972; **105**, Washington State, 1971; **104**, New Mexico; **103**, UNLV, 1980, San Diego State, 1983; **102**, San Jose State, 1969; **101**, Idaho State, 1987, UTEP, 1988; **100**, 2 times.



The 1984 team, behind all-time leading rusher Eddie Johnson, set the fourth-best mark for most all-purpose plays in a season (863).

TEAM RECORDS

Season: 883, 2007; 876, 2016; 867, 2008, 2015; 865, 2014; 863, 1984; 842, 2009; 840, 2004; 835, 2005; 804, 1993, 2003; 777, 1979; 776, 1978; 772, 1980; 769, 2010; 767, 1998; 766, 1981, 1994; 762, 1973; 760, 1988.

YARDS

Game: 1026, Iowa State, 2010; 849, Colorado State, 1972, Air Force, 1988; 831, Utah State, 1987; 806, UNLV, 1981, Weber State, 2013; 792, UNLV, 1980; 776, UTEP, 1973; 775, San Diego State, 2004; 771, Idaho State, 2014; 768, Air Force, 1993; 761, UTEP, 1986, Brigham Young, 1993.

Season: 7444, 2004; 7136, 1988; 6967, 2010; 6898, 1993; 6896, 1989; 6833, 2005; 6810, 2009; 6653, 2016; 6636, 1987; 6609, 2008; 6339, 2014; 6271, 1985; 6196, 2007; 6135, 1984; 6066, 1986; 6014, 2006; 5999, 1973; 5842, 1981

YARDS PER GAME

Season: 648.73, 1988; 620.33, 2004; 574.83, 1993; 574.67, 1989; 569.42, 2005; 553.00, 1987; 551.45, 1986; 535.92, 2010; 531.09, 1981; 526.18, 1994; 525.64, 1998; 523.85, 2009; 522.58, 1985; 513.9, 2001; 511.77, 2016; 511.25, 1984.

FIRST DOWNS

TOTAL FIRST DOWNS

Game: 39, UTEP, 1988; 37, New Mexico, 1986, Utah State, 1988; 35, UTEP, 1986, North Carolina, 2004; 33, Idaho State, 1987; 32, Wyoming, 1983, Air Force, 1986; 31, Hawaii, 1992, Wyoming, 1995, Georgia Tech, 2005; 30, 9 times (recent: California, 2016).



Receiver Carl Harry helped the 1988 Utes earn 305 first downs, which is tied for the school's best single-season mark.

Season: 305, 1988, 2004; 291, 1993; 285, 2016; 282, 2008; 275, 1987; 274, 2005; 263, 2015; 262, 1984; 261, 1989, 1992; 257, 1986; 256, 2007; 253, 2014; 249, 1983, 1995; 248, 1994.

RUSHING

Game: 25, New Mexico, 1991; 24, Indiana, 2002; 22, Colorado State, 1953, UTEP, 1984; 20, Northwestern, 1981; 19, 8 times.

Season: 173, 1984; 148, 1982; 145, 2004; 144, 2016; 142, 1953; 138, 1981; 136, 2015; 134, 1959; 133, 1983; 131, 1979; 126, 2014; 125, 1998; 122, 2003; 119, 2007; 116, 1964, 2001.

PASSING

Game: 25, UTEP, 1988; 24, UTEP, 1986; 23, Air Force, 1988; 22, Utah State, 1988; 21, New Mexico, 1975, Air Force, 1986, Georgia Tech, 2005; 20, UTEP, 1994, San Diego State, 1995, San Diego State, 2005; 19, 6 times.

Season: 192, 1988; 170, 1993; 165, 1989; 164, 1987; 154, 2008; 150, 1986, 2005; 148, 1994; 136, 2004; 134, 1992; 130, 1985; 128, 1995.

PENALTY

Game: 7, Colorado State, 1988; 5, San Jose State, 1969, Oregon State, 1970, Arizona State, 1973, Brigham Young, 1973, Brigham Young, 1974, UTEP, 1976, New Mexico, 1977, Brigham Young, 1987, Fresno State, 1992, UNLV, 2004, San Diego State, 2004, Arizona, 2011.

Season: 29, 1976; 28, 1977; 25, 2015; 24, 1980, 1989, 2004, 2011; 23, 2016; 22, 1992; 21, 1973, 1981, 1990; 20, 1969, 1983, 1987, 1988, 1995.

PENALTIES

PENALTIES

Game: 21, Utah State, 1983; 18, Colorado State, 1978; 16, UNLV, 1980; 15, New Mexico, 1967, Wyoming, 1977, Utah State, 1989, Utah State, 1994, Fresno State, 1999, Michigan, 2008; 14, 5 times (recent: Arizona, 2016).

Season: 112, 1985; 111, 1989, 1991; 107, 1981; 105, 1980; 102, 1978, 1987; 101, 2009; 98, 1979; 93, 1977; 91, 1986, 1993.

PENALTY YARDS

Game: 191, Colorado State, 1978; 187, Weber State, 1978; 179, Colorado State, 2003; 174, Wyoming, 1977; 171, Utah State, 1983; 158, Utah State, 1980; 152, New Mexico, 1967, Colorado State, 1977; 151 vs. Fresno State, 1999; 150, Wyoming, 1985; 145, Utah State, 1989; 140, Idaho State, 1987.

Season: 1126, 1977; 1095, 1978; 1065, 1980; 999, 1991; 985, 1985; 983, 1987; 977, 1981; 912, 1979; 902, 1989; 900, 2009; 855, 1993.

PENALTY YARDS PER GAME

Season: 102.36, 1977; 99.55, 1978; 96.82, 1980; 88.82, 1981; 83.25, 1991; 82.08, 1985; 81.92, 1987; 76.00, 1979; 75.17, 1989; 72.82, 1990.

FUMBLES

FUMBLES

Game: 10, San Jose State, 1969; 9, Colorado State, 1947, Colorado, 1947, Arizona, 1952, Arizona State, 1953, Texas A&M, 2003; 8, Arizona State, 1972, Arizona State, 1973, Wyoming, 1974; 7, 7 times (recent: Colorado, 2015).

Season: 45, 1972; 42, 1958, 1974; 41, 1973; 40, 1949, 1954, 1959; 38, 1978, 2003; 35, 1957; 34, 1975, 1989.

FUMBLES LOST

Game: 6, Colorado St, 1947, Arizona, 1952, Montana, 1961, San Jose State, 1969; 5, Brigham Young, 1970, Arizona, 1973, San Diego State, 1980; 4, 15 times.

Season: 33, 1974; 27, 1978; 23, 1973; 22, 1954, 1958, 1959, 1969, 1970; 21, 1961, 1964, 1975.

FUMBLES BOTH TEAMS

Game: 18, Arizona State, 1972; 16, Arizona State, 1973; 15, San Jose State, 1969, Wyoming, 1972; 14, Brigham Young, 1972, Wyoming, 1983, Texas A&M, 2003; 13, Colorado State, 1971, Wyoming, 1971, Oregon, 1975, Hawaii, 1989.

FUMBLES LOST BOTH TEAMS

Game: 11, Arizona State, 1972; 10, San Jose State, 1969, Arizona State, 1973; 9, Louisiana State, 1974, UTEP, 1976, Oklahoma, 1977; 8, 5 times.

SCORING

POINTS

Game: 129, Fort Douglas, 1905; 107, Fort Douglas, 1904; 105, Idaho College, 1923; 97, Montana State, 1911; 89, Fort Douglas, 1913; 82, UTEP, 1973; 79, Wyoming, 1923; 75, Wyoming, 1908; 72, Wyoming, 1930; 70, Wyoming, 1915, Weber State, 2013; 69, UNLV, 1981, Wyoming, 1983; 68, Iowa State, 2010; 66, Denver, 1912, Montana State, 1919, Idaho State, 1994; 63, Fort Douglas, 1903, UNLV, 2004, Colorado State, 2004, San Diego State, 2008; 62, Colorado State, 1972, Oregon, 2015; 61, Montana State, 1933, Colorado College, 1934; 60, Colorado State, 1931, Wyoming, 1939, Wyoming, 1941.

Season: 540, 2004; 480, 2008; 430, 2010; 426, 1994; 407, 2014; 405, 1985; 399, 1988; 398, 2015; 390, 1993; 388, 2009, 2016; 385, 1973; 380, 1999; 365, 1989; 363, 2006; 360, 2005; 354, 1972; 350, 2013; 347, 1984; 344, 2003; 341, 2007; 340, 1930; 339, 1998; 325, 2011; 321, 1981, 1987; 320, 1992, 2012.

POINTS PER GAME

Season: 45.33, 2004; 42.50, 1930; 37.63, 1904; 36.92, 2008; 36.27, 1988; 35.50, 1994; 34.43, 1923; 33.75, 1985; 33.44, 1931; 33.08, 2010; 32.50, 1905; 32.18, 1972; 32.08, 1973; 31.67, 1999; 31.67, 1999; 31.31, 2014; 31.29, 1929; 30.82, 1998; 30.62, 2015; 30.42, 1989; 30.00, 1993, 2005; 29.85, 2009, 2016; 29.18, 1981; 19.17, 2013; 29.00, 1939.

TEAM RECORDS

1ST QUARTER POINTS (SINCE 1968)

Game: 35, Brigham Young, 2015; 28, San Jose State, 1969, Wyoming, 1983, UTEP, 1997, UNLV, 2004; 24, UTEP, 1981; 22, Idaho State, 1978; 21, 15 Times (recent: Colorado State, 2014).

Season: 151, 2004; 120, 2009, 2015; 106, 2014; 96, 1972, 2008, 2013; 95, 1993; 92, 1991; 89, 1985; 87, 1978, 1987; 86, 1998; 80, 1989; 79, 1997; 75, 1980; 74, 1994, 2012; 73, 2001, 2016; 72, 1973, 1986, 1999, 2005.

2ND QUARTER POINTS (SINCE 1968)

Game: 35, Weber State, 2013; 31, Iowa State, 2010; 30, Wyoming, 2007; 28, Colorado State, 1971, Weber State, 1984, UTEP, 1994, San Jose State, 2010; 27 New Mexico, 1971; 24, UTEP, 1976, UTEP, 1985, San Diego State, 2004, Air Force, 2005, UNLV, 2006, San Diego State, 2009, Washington, 2015; 23, New Mexico, 1968, Arizona State, 1973; 21, 22 times (recent: Arizona State, 2016).

Season: 190, 2004; 162, 2010; 152, 2008; 133, 2006; 132, 2005; 127, 1988; 126, 1994; 121, 2007; 119, 1983; 118, 1984; 115, 1973; 113, 1998; 111, 2016; 109, 2015; 104, 1995; 100, 2009, 2014; 99, 2002; 98, 1985; 97, 1989, 2012; 96, 1996.

3RD QUARTER POINTS (SINCE 1968)

Game: 28, Idaho State, 1988, New Mexico, 2010, Oregon, 2015; 24, UNLV, 1981, New Mexico, 1985, Idaho State, 1994; 22, Colorado State, 1994; 21, 13 times (most recent: Colorado State, 2010).

Season: 135, 2004; 121, 1999; 116, 1988; 111, 1994, 2010; 102, 2005; 101, 1981; 99, 1989; 97, 2014; 95, 2001; 94, 2006; 92, 2016; 91, 1996; 85, 2009; 83, 1985; 82, 2013; 81, 1992; 77, 1972; 76, 1979, 2008, 2012; 75, 2015; 74, 1973, 2011; 73, 1984, 1993.

4TH QUARTER POINTS (SINCE 1968)

Game: 29, Utah State, 1988; 28, Arizona, 1972, San Diego State, 2008; 27, Arizona State, 1985; 24, Brigham Young, 2011; 22, Arizona State, 1972, Rice, 1976, Washington State, 1985, Air Force, 1988, Utah State, 1992, Brigham Young, 1992, Colorado, 2012; 21, 14 times (recent: Arizona State, 2016).

Season: 141, 1993; 135, 1985; 125, 2008; 124, 1973; 116, 2003; 115, 1988, 1994; 112, 2016; 111, 1984; 107, 1972; 106, 1987; 105, 1992; 104, 2009; 102, 2011; 97, 2010; 95, 1978; 91, 1976, 2015; 89, 1989; 82, 2006; 81, 1995, 2007.

OVERTIME POINTS (1 OT UNLESS NOTED)

Game: 22, Air Force (3OT), 2003; 13, Oregon State (2OT), 2014, Stanford (2OT), 2014; 7, UTEP, 1998, New Mexico (2OT), 2002, Brigham Young, 2005, Air Force, 2009; 6, San Diego State, 1998, Georgia Tech, 2011, 3, TCU, 2005, Brigham Young, 2009, Pittsburgh, 2010, Washington State, 2011, Oregon State, 2013, Arizona (2OT), 2015; 0, Utah State 2012, Arizona State, 2014.

Season: 26, 2014; 22, 2003; 13, 1998; 10, 2005, 2009; 9, 2011, 7, 2002, 3, 2010, 2013, 2015.

1ST HALF POINTS (SINCE 1968)

Game: 49, Weber State, 2013; 48, Wyoming, 1983; 42, UTEP, 1973, UTEP, 1997, UNLV, 2004, Colorado State, 2004; 41, Utah State, 2004, Iowa State, 2004;



Fred Graves was the leading receiver on the 1971 team that scored 28 points in the second quarter against Colorado State, which is the fourth-best mark in school history. Graves later became an assistant coach at Utah, spending 19 years on the Ute staff from 1982-2000. He coached in the NFL from 2001-16.

40, Wyoming, 2007; 38, UTEP, 1994, San Diego State, 2009; 35, Idaho State, 1978, Air Force, 1986, New Mexico, 1999, San Diego State, 2008, San Jose State, 2010, Idaho State, 2014, Brigham Young, 2015.

Season: 341, 2004; 248, 2008; 229, 2015; 220, 2009; 219, 2010; 206, 2014; 204, 2005; 200, 1994; 199, 1998; 191, 2013; 189, 1983, 2007; 187, 1973, 1985, 2006; 184, 2016; 178, 1988; 177, 1989; 176, 1993; 173, 1987; 171, 2012; 170, 1972.

2ND HALF POINTS (SINCE 1968)

Game: 45, UNLV, 1981, Idaho State, 1994; 40, UTEP, 1973, Brigham Young, 2011; 36, UTEP, 1989, Colorado State, 1994; 35, Colorado State 1972, Wyoming, 1991, New Mexico, 2010, Colorado State, 2010, Oregon State, 2013, Oregon, 2015; 34, Wyoming 1973.

Season: 231, 1988; 226, 1994; 219, 1999; 218, 1985; 214, 1993; 208, 2010; 204, 2016; 203, 2004; 201, 2008; 198, 1973; 189, 2009; 188, 1989; 186, 1992; 184, 1972, 1984, 2003; 176, 2006, 2011.

LARGEST WINNING MARGIN

Game: 129, Fort Douglas, 1905; 102, Fort Douglas, 104, Idaho College, 1923; 97, Montana State, 1911; 83, Fort Douglas, 1913; 79, Wyoming, 1923; 76, UTEP, 1973; 75, Wyoming 1908; 82, Wyoming, 1930; 66, Denver, 1912, Montana State, 1919, Idaho State, 1994; 63, Fort Douglas, 1903, Wyoming, 1915, Weber State, 2013; 61, Montana State 1933; 60, Wyoming, 1939.

Season: 320, 1930; 310, 2004; 270, 1931; 263, 1904; 256, 2008; 216, 1994; 202, 2010; 196, 1929; 193, 1923; 187, 1939; 186, 1905; 185, 1911; 170, 1999; 166, 1964; 151, 1938; 144, 1941; 143, 1946; 141, 1926.

BIGGEST DEFICIT OVERCOME FOR WIN

Game: 27 Arizona, 1972 (0-27 to 28-27), New Mexico, 1990 (0-27 to 29-27); 17 Air Force, 1984 (0-17 to 28-17), San Diego State, 2010 (3-20 and 10-27 to 38-34); 16 Brigham Young, 1978 (0-16 to 23-22), Colorado State, 1987 (7-23 to 24-23); 15 Arizona State, 1969 (0-15 to 24-23), New Mexico, 1973 (20-35 to 36-35), Wyoming, 1991 (14-29 to 57-42); 14 New Mexico, 1976 (10-24 to 34-31), Air Force, 1995 (7-21 to 22-21), Air Force, 2004 (0-14 to 49-35), Colorado State, 2009 (3-17 to 24-17), California, 2009 (0-14 to 37-27), Georgia Tech, 2011 (10-24 to 30-27), Southern California 2016 (10-24 to 31-27).

DEFENSE

MOST POINTS ALLOWED

Game: 70, Brigham Young, 1989; 67, Hawaii, 1989; 66, UCLA, 1973, San Diego State, 1990; 64, Colorado College, 1943, Ohio State, 1986; 63, California, 1920; 62, Oklahoma, 1977; 61, Oregon State, 1951, Wyoming, 1988; 60, Fort Warren, 1943; 59, Arizona State, 1968, Arizona State, 1972; 57, New Mexico, 1971; 56, Brigham Young, 1980, Brigham Young, 1981, Air Force, 1988; 55, Tulsa, 1943, Nebraska, 1980, Brigham Young, 1983, UTEP, 1986, TCU, 2009.

Season: 524, 1989; 444, 1986; 396, 1993; 379, 1977; 362, 1987; 361, 1976; 357, 1988; 354, 1973; 348, 1990; 343, 1985; 336, 1974, 2013; 332, 1975; 324, 2014; 315, 1971; 311, 2016; 309, 1996; 301, 2012; 297, 1943; 296, 1979; 293, 1980.

POINTS PER GAME

Season: 43.67, 1989; 42.43, 1943; 40.36, 1986; 34.45, 1977; 32.82, 1976; 32.45, 1988; 31.64, 1990; 31.45, 1972; 30.55, 1974; 30.46, 1993; 30.18, 1975; 30.17, 1987; 29.50, 1973; 28.64, 1971; 28.58, 1985; 28.00, 2013; 26.64, 1980; 26.27, 1983.

1ST QUARTER POINTS (SINCE 1968)

Game: 31, Oklahoma, 1977, Air Force, 1990; 28, New Mexico, 1977, San Diego State, 1987, Brigham Young, 1989; 22, Hawaii, 1989; 21, 11 times (recent: UCLA, 2016).

Season: 146, 1989; 132, 1977; 113, 1992; 105, 1987; 99, 1993; 98, 1986; 95, 2016; 93, 1990; 86, 1973, 2013; 84, 1996; 79, 1972; 78, 1975; 75, 2009, 2012; 71, 2010; 69, 1988; 68, 1971; 66, 1974, 1991.

2ND QUARTER POINTS (SINCE 1968)

Game: 29, Arizona State, 1968; 28, New Mexico, 1970, Arizona State, 1972, San Diego State, 1990; 27, Brigham Young, 1973; 24, TCU, 2009, Oregon, 2014; 21, 14 times (recent: Southern California, 2015).

Season: 131, 1987; 130, 1989; 119, 1990; 116, 1976; 114, 1973, 1979; 107, 1975; 103, 2014; 96, 1985, 1988; 94, 1993, 1997; 92, 1991; 89, 1983, 1986; 88, 2015; 86, 1972; 84, 1995; 81, 2009; 80, 1977, 1992; 79, 2012, 2013; 78, 1971, 2006; 77, 2003; 76, 2005.

TEAM RECORDS

3RD QUARTER POINTS (SINCE 1968)

Game: 28, New Mexico, 2003; 24, Hawaii, 1988; 23, Arizona State, 1968; 21, 8 times (recent: Brigham Young, 2005).

Season: 157, 1986; 114, 1989; 108, 1988; 101, 1976; 98, 1975; 91, 1993; 81, 1974; 80, 2011; 79, 2010; 78, 1985; 76, 2013; 74, 1980, 1984; 73, 1995; 72, 2005; 69, 1972; 68, 1987, 1998; 67, 1996; 66, 1983.

4TH QUARTER POINTS (SINCE 1968)

Game: 28, Florida, 1977; 24, San Diego State, 1990, Oregon, 2014; 23, UTEP, 1982, Wyoming, 1999; 21, 14 times (recent: Fresno State, 2015).

Season: 134, 1977, 1989; 112, 1993; 107, 1971, 1985; 106, 2014; 104, 1974; 102, 1972; 100, 1986; 99, 1980; 96, 2012; 93, 2016; 89, 2006, 2013; 88, 1996, 2005; 87, 1973; 86, 1983; 82, 1991, 2007; 74, 1988; 72, 2015; 70, 2004.

1ST HALF POINTS (SINCE 1968)

Game: 49, Brigham Young, 1989; 45, Arizona State, 1972, San Diego State, 1987, Air Force, 1990; 42, UCLA, 1973, San Diego State, 1990; 41, Oklahoma, 1977; 39, Hawaii, 1989; 38, TCU, 2009; 35, Brigham Young, 1981, Brigham Young, 1983, Brigham Young, 1990, Nebraska, 1992; 34, Air Force, 1989.

Season: 276, 1989; 236, 1987; 212, 1977, 1990; 200, 1973; 193, 1992, 1993; 187, 1986; 185, 1975; 174, 1976; 173, 1979; 165, 1972, 1988, 2013; 158, 1985, 1991; 157, 2014; 156, 2009, 2016; 154, 1974, 1996, 2012.

2ND HALF POINTS (SINCE 1968)

Game: 37, Wyoming, 1999; 35, Brigham Young, 1980, New Mexico, 1985; 34, Nebraska, 1980, San Diego State, 1993; 33, Ohio State, 1986; 31, Air Force, 1986, Hawaii, 1988, San Diego State, 1989, New Mexico, 2003, Brigham Young, 2005; 30, Arizona State, 1968, Iowa State, 1972, Tennessee, 1979, UTEP, 1982, Wyoming, 1988.

Season: 257, 1986; 248, 1989; 203, 1993; 185, 1974, 1985; 182, 1988; 173, 1980; 171, 1972; 169, 1971; 167, 1977; 166, 1976; 165, 2013; 160, 2005; 155, 1996, 2016; 152, 1983.

OVERTIME POINTS (1 OT UNLESS NOTED)

Game: 20, Air Force (3OT), 2003; 14, New Mexico (2OT), 2002; 10, Stanford (2OT), 2014; 7, San Diego State, 1998, Utah State, 2012, Oregon State (2OT), 2014; 6, TCU, 2005, Brigham Young, 2009, Oregon State, 2013; 3, Georgia Tech, 2011, Arizona State, 2014; 0, UTEP, 1998, Brigham Young, 2005, Air Force, 2009, Pittsburgh, 2010, Washington State, 2011.

Season: 20, 2003, 2014; 14, 2002; 10, 2015; 7, 1998, 2012; 6, 2005, 2009, 2013; 3, 2011.

LARGEST LOSING MARGIN

Game: -64, Colorado College, 1943; -63, California, 1920; -60, Fort Warren, 1943; -58, Ohio State; -55, Tulsa, 1943; -54, Colorado; -52, San Diego State, 1990; -51, USC, 1917; -50, UCLA, 1973, Brigham Young 1980; -48, Brigham Young, 1983; -47, Hawaii, 1989; -46, Nebraska, 1980; -45, Washington, 1959, Arizona State, 1986.

Season: -259, 1943; -221, 1974; -200, 1975; -167, 1977; -166, 1986; -159, 1989; -134, 1990; -116, 1976; -95, 1920; -72, 1968; -71, 1971; -68, 1917; -54, 1897; -48, 1967; -41, 1987; -40, 1954; -34, 1980.

FEWEST RUSHING PLAYS

Game: 13, Washington State, 2012; 14, California, 2016; 16, Louisville, 2007, UCLA, 2016; 17, Brigham Young, 1995; 18, Washington State, 2013; 19, Arizona State, 1964, Brigham Young, 1982, Idaho State, 1987, Wyoming, 1995, San Diego State, 2008, Colorado State, 2014; 20 New Mexico, 1946, Fresno State, 1998; 21, Utah State, 1984, Utah State, 1988, Stanford, 1996, San Diego State, 2010.

Season: 344, 1998; 398, 1964; 405, 1981; 410, 1994; 415, 2008, 2012; 422, 2011; 424, 1995; 425, 1999; 428, 2016; 430, 2015; 438, 1982, 1997; 442, 1996, 1980; 443, 2004; 444, 2003, 2013; 449, 2006.

FEWEST RUSHING YARDS

Game: Minus 69, Portland State, 1981; Minus 15, Denver, 1952; Minus 13, UNLV, 1981; Minus 11, UTEP, 1973; Minus 4, Washington State, 2012; 9, New Mexico, 1990; 10, Idaho State, 1994; 11, Brigham Young, 2011; 12, Weber State, 1978, Colorado State, 2014; 13, Michigan, 2002; 15, Louisville, 1997, Arizona State, 2015; 17 Pittsburgh, 2004; 20, Brigham Young, 1999.

Season: 995, 1981; 1071, 1998; 1163, 1994; 1264, 1964; 1289, 2008; 1383, 1966; 1384, 2006; 1404, 1978; 1412, 2015; 1475, 2011; 1480, 1953; 1488, 1997; 1536, 1982; 1538, 2012; 1564, 2013.

FEWEST RUSHING TOUCHDOWNS

Season: 5, 1964; 7, 1969, 2011; 8, 1960; 9, 1998, 2010; 10, 1995, 1999, 2008; 11, 1966, 1978, 1994, 2006, 2015; 12, 1970, 2014; 13, 1961, 1981, 1982, 2016.

FEWEST PASS ATTEMPTS

Game: 0, Colorado, 1958; 2, Wyoming, 1976; 3, Colorado State, 1946, Montana, 1954, Air Force, 1988, Air Force, 1991, Rice, 1996; 4, Oregon State, 1968; 6, 4 times.

Season: 137, 1963; 145, 1958; 147, 1957, 1960; 149, 1953; 152, 1961; 156, 1962; 161, 1956, 1959; 166, 1954.

FEWEST COMPLETIONS

Game: 0, Colorado State, 1946, Montana, 1954, Colorado, 1958, Wyoming, 1960, Wyoming, 1961, UTEP, 1964, Oregon St, 1968; 1, 7 times.

Season: 60, 1957; 62, 1963; 63, 1954, 1960; 65, 1961; 67, 1953; 68, 1959; 71, 1958; 74, 1952; 75, 1956.

WORST COMPLETION PERCENTAGE

Game: (Min. 15 Attempts) 0.056 (1-18) Brigham Young, 1963; 0.059 (1-17) Hawaii, 1947; 0.125 (2-16) Utah State, 1949; 0.158 (3-19) Arizona, 1949; 0.167 (3-18) Brigham Young, 1948; 0.174 (4-23) Arizona, 1948; 0.190 (4-21) Hawaii, 1992; 0.200 (3-15) UTEP, 1978; 0.229 (8-35) Brigham Young, 1968; 0.250 (4-16) 3 times (recent: Oregon, 2009).

Season: .329, 1940; .380, 1954, 1964; .408, 1957; .413, 1952; .418, 1969; .422, 1959; .428, 1961; .429, 1960; .450, 1953.

FEWEST PASSING YARDS

Game: 0, Colorado State, 1946, Hawaii, 1947, Montana, 1954, Colorado, 1958, Wyoming, 1960, Wyoming, 1961, UTEP, 1964, Oregon State, 1968; 2, Wyoming, 1970; 8, Hawaii, 1973.

Season: 655, 1948; 732, 1960; 775, 1957; 876, 1963; 910, 1952; 913, 1953; 954, 1956; 1003, 1954; 1011, 1961; 1012, 1958.

FEWEST PASSING TOUCHDOWNS

Season: 6, 1971; 7, 1969, 1970, 1978, 1999; 9, 2003, 2007; 10, 1982; 11, 2004.

FEWEST TOTAL PLAYS

Game: 24, UTEP, 1965; 30, Brigham Young, 1947; 45, San Jose State, 2010; 46, Wyoming, 1995; 47, UTEP, 1980; 48, San Diego State, 1983, Utah State, 2008; 49, Idaho State, 1987, Northern Arizona, 2006, Utah State, 2006, Notre Dame, 2010, California, 2016; 50, Northern Colorado, 2012, Southern Utah, 2016; 51, Wisconsin, 1996, Utah State, 1998; 52, 6 times (recent: Colorado State, 2010).

Season: 610, 1960; 613, 1963; 614, 1961; 623, 1959; 640, 1964; 643, 1962; 669, 1957; 677, 1956; 710, 1958; 711, 1966.

FEWEST TOTAL YARDS

Game: 42, Utah State, 1950; 58, Idaho, 1953; 78, Denver, 1952; 92, Arizona, 1970; 95, Utah State, 1949; 98, Utah State, 2006; 108, Idaho State, 1978; 113, Idaho State, 1994; 114, Northern Colorado; 116, Utah State, 2008; 119, UTEP, 1973; 120, Pittsburgh, 2011; 122, Wyoming, 2007; 136, Denver, 1947; 150, Brigham Young, 1949.

Season: 2393, 1953; 2515, 1964; 2555, 1952; 2557, 1960; 2650, 1961; 2728, 1957; 2759, 1959; 2770, 1956; 2809, 1963; 2908, 1969.

MOST TOTAL YARDS

Game: 750, Brigham Young, 1989; 715, Ohio State, 1986; 703, Oregon State, 1951; 691, New Mexico, 1989; 683, Air Force, 1988; 675, Washington State, 1985; 672, Brigham Young, 1977, Nebraska, 1980; 659, San Diego State, 1989; 644, Brigham Young, 1981.

Season: 6411, 1989; 5712, 1987; 5555, 1985; 5447, 1986; 5160, 1993; 5115, 2014; 5003, 1988; 4979, 2016; 4937, 1977; 4935, 1972; 4772, 2013; 4768, 2015; 4701, 1973; 4697, 1979.

FEWEST POINTS PER GAME

Season: 6.18, 1964; 7.40, 1947; 8.64, 1946; 9.00, 1960; 9.60, 1948; 10.70, 1969; 12.80, 1952; 13.40, 1961; 13.60, 1957; 15.00, 1953.

MOST PUNTS

Game: 14, New Mexico, 2004; 13, Utah State, 1949; 12, Utah State, 1989, Weber State, 2013; 11, San Jose State, 1969, UTEP, 1971, Idaho State, 1978, New Mexico, 1981, Hawaii, 1982, New Mexico, 1986, Idaho State, 2014; 10, 10 times (recent: Southern Utah, 2016).

Season: 85, 2009; 83, 1940, 2014; 81, 2007; 79, 2013; 78, 1971, 2008; 77, 1969; 76, 2005; 74, 1982, 2016; 73, 2011; 72, 1981, 2006; 70, 1978, 2004; 67, 1994, 1998, 2010; 66, 1967, 1970; 65, 1973, 1979, 2003.

TEAM RECORDS



Defensive end Nate Orchard led the 2014 Utes with 21 tackles for loss. Utah's 103 tackles for loss that season totaled 437 yards, both school records.

LOWEST PUNT AVERAGE

Game: (Min. 5 Punts) **24.40**, Brigham Young, 1986; **26.00**, Denver, 1952; **27.38**, Oregon State, 1970; **27.30** UNLV, 2004; **27.43**, Wyoming, 1972; **27.44**, San Jose State, 2010; **29.00**, UTEP, 1978; **29.17**, UTEP, 1984; **29.40**, Houston, 1971.

Season: **30.88**, 1958; **34.13**, 1960; **34.31**, 1962; **35.49**, 1956; **35.64**, 1961; **36.18**, 1959; **36.30**, 1951; **36.34**, 1964; **36.40**, 1954; **36.87**, 1957, 1971.

FEWEST FIRST DOWNS

Game: **2**, Utah State, 1950; **3**, Idaho, 1953; **5**, Denver, 1947, Utah State, 1947, Utah State, 1952, Denver, 1952, Idaho State, 1978; **6**, Colorado State, 1949, Denver, 1953, Utah State, 1994.

Season: **121**, 1953; **135**, 1964; **136**, 1961; **139**, 1952, 1959; **143**, 1960; **152**, 1957; **154**, 1963; **155**, 1954; **158**, 1956, 1966.

AVERAGE FIRST DOWNS

Season: **12.10**, 1953; **12.27**, 1964; **13.60**, 1961; **13.90**, 1952, 1959; **14.09**, 1954; **14.30**, 1960; **15.00**, 1951, 1978; **15.20**, 1957.

OPPONENT PENALTIES

Game: **19**, Colorado State, 1983; **18**, Washington State, 1992; **16**, Utah State, 1969, Arizona, 1972, Utah State, 1979; **15**, Oregon, 1965, Iowa State, 1976, New Mexico, 1977, San Diego State, 1993; **14**, 5 times (recent: USC, 2012).

Season: **117**, 1977; **100**, 2011; **97**, 1980; **95**, 1987; **93**, 1983; **91**, 1973, 2008; **90**, 1979, 1985, 1988; **89**, 1989; **88**, 2012; **87**, 1974, 1993.

OPPONENT PENALTY YARDS

Game: **180**, Colorado State, 1983; **176**, Utah State, 1979; **172**, Arizona, 1972; **169**, Oregon, 1965; **156** Iowa State, 1976; **150**, New Mexico, 1977; **147**, Utah State, 1969; **139**, UTEP, 1974; **136**, Arizona, 1977, Washington State, 1992; **135**, San Diego State, 1989.

Season: **1145**, 1977; **983**, 1980; **911**, 1979; **886**, 1973; **869**, 1972; **864**, 1983; **837**, 2011; **828**, 1974; **793**, 1987; **787**, 1989; **776**, 1971.

OPPONENT FUMBLES

Game: **10**, Pacific, 1949, Colorado State, 1971, Wyoming, 1972, Arizona State, 1972; **9**, Washington State, 1972, Wyoming, 1983; **8**, Arizona State, 1973, Arizona State, 1974, Oregon State, 1991, Air Force, 1994.

Season: **59**, 1972; **50**, 1973; **44**, 1975; **43**, 1949, 1956, 1971, 1974, 1985; **41**, 1977; **38**, 1970, 1978.

OPPONENT FUMBLES LOST

Game: **9**, Arizona State, 1972; **7**, UTEP, 1976; **6**, Pacific, 1949, Colorado State, 1971, New Mexico, 1972, Arizona State, 1973, Washington State, 1985, Brigham Young, 2011; **5**, 12 times.

Season: **30**, 1972; **29**, 1949, 1985; **27**, 1973; **26**, 1977; **25**, 1971, 1974, 1975; **24**, 1978; **22**, 1966, 1967, 1970.

UNASSISTED TACKLES

Game: **80**, Wyoming, 1970; **78**, Oregon, 1971, Hawaii, 1987; **77**, Fresno State, 1989, Hawaii, 1991; **74**, Arizona State, 1991; **71**, Washington State, 1972; **69**, Washington State, 1968; **68**, Tennessee, 1975; **67**, 2 times.

Season: **801**, 1989; **794**, 1987; **698**, 1991; **651**, 1988; **607**, 1985; **583**, 2014; **551**, 1990; **538**, 1984; **533**, 2016; **518**, 1994; **489**, 2007; **487**, 1996; **484**, 2015; **480**, 1974.

ASSISTED TACKLES

Game: **144**, Utah State, 1968; **128**, Arizona State, 1971; **121**, Oregon State, 1968; **109**, Arizona, 1972; **108**, New Mexico, 1972; **106**, Utah State, 1969; **104**, Wyoming, 1969; **102**, New Mexico, 1970; **98**, Utah State, 1975; **95**, Washington State, 1985.

Season: **888**, 1979; **806**, 1978; **797**, 1982; **795**, 1977; **757**, 1981; **693**, 1975; **665**, 1980; **602**, 1986; **598**, 1976; **527**, 1992.

TACKLES FOR LOSS

Game: **22**, Arizona State, 2016; **18**, Oregon State, 1991; **14**, Utah State, 1982, New Mexico, 1997, Boise State, 1999, New Mexico, 2010, Southern California, 2015; **13**, Arizona, 1973, Portland State, 1981, Hawaii, 1983, New Mexico, 2004, Colorado State, 2007, Fresno State, 2014, UCLA, 2014; **12**, 10 times (recent: San Jose State, 2016).

Season: **103**, 2014; **101**, 2016; **94**, 2015; **93**, 2009; **92**, 1989, 2007; **87**, 1999; **85**, 2006, 2008; **80**, 2013; **78**, 2003; **77**, 2010; **75**, 2011; **72**, 2004, 2005; **71**, 2012; **70**, 2002; **69**, 1998; **68**, 1985; **64**, 1992; **56**, 1987; **53**, 1986; **51**, 1997; **48**, 1994; **43**, 1990; **35**, 1988.

TACKLES FOR LOSS YARDS

Season: **437**, 2014; **418**, 2007; **397**, 1999; **389**, 2016; **375**, 2015; **369**, 2011; **365**, 2008; **357**, 2009; **336**, 2013; **311**, 2002; **305**, 2010; **303**, 2004; **298**, 2005; **296**, 2005; **293**, 2003; **283**, 2012; **222**, 1989; **206**, 1986; **191**, 1987; **144**, 1990; **139**, 1992; **138**, 1998.

SACKS

Game: **13**, Portland State, 1981; **11**, Arizona State, 2016; **10**, UTEP, 1983, UCLA, 2014, San Jose State, 2016; **9**, Oregon State, 1991, Pittsburgh, 2004; **8**, Oregon, 1991, TCU, 1996, Alabama, 2008; **7**, Montana State, 1982, New Mexico, 1990, Wyoming, 1999, Colorado State, 2007, Weber State, 2013, Fresno State, 2014; **6**, 17 times (recent: Colorado, 2015).

Season: **77**, 1981; **59**, 1991; **55**, 2014; **51**, 1979; **47**, 1999; **43**, 1978, 1983, 2016; **42**, 1985; **39**, 2013; **37**, 2007, 2015; **33**, 2004; **32**, 1982, 1994; **31**, 1984; **30**, 2009, 2011; **29**, 1990, 2008, 2010, 2012.

SACK YARDAGE

Game: **80**, Arizona State, 2016; **73**, Pittsburgh, 2004; **69**, Portland State, 1981; **63**, New Mexico, 1990; **61**, TCU, 1996; **59**, UCLA, 2014; **58**, UTEP, 1983, Colorado State, 2007; **56**, Oregon State, 2011; **54**, Colorado, 2015; **53**, Alabama, 2008; **51**, Oregon State, 1991; **48**, Oregon, 1991, TCU, 2008; **47**, New Mexico, 1981, Utah State, 1985; **46**, Boise State, 1999, Wyoming, 2007, San Jose State, 2016; **45** vs. USC, 2001.

Season: **392**, 1991; **325**, 2014; **291**, 1999; **272**, 2007; **254**, 2015, 2016; **242**, 2013; **240**, 2011; **232**, 1994; **224**, 2008; **223**, 2009; **209**, 2004; **206**, 1990; **201**, 1989; **195**, 2010; **181**, 2006; **180**, 2005; **176**, 1995; **175**, 2002; **172**, 2012; **171**, 1997; **158**, 1996, 1998.

INTERCEPTIONS

Game: **7**, Brigham Young, 1948, UTEP, 1970; **6**, Brigham Young, 1968; **5**, 10 times (recent: California, 2015).

Season: **28**, 1947; **27**, 1964; **22**, 1970, 1979, 2015; **21**, 1972; **20**, 1959, 1987; **19**, 1966, 1994, 2008, 2011; **18**, 1961, 1973, 1985, 1990, 2016.

INTERCEPTION RETURN YARDS

Game: **179**, Colorado State, 1994; **167**, Idaho State, 1978; **138**, Brigham Young, 1949; **129**, Arizona, 1972; **127**, Brigham Young, 2008; **115**, Utah State, 1992; **114**, Arizona State, 1966; **112**, UTEP, 1970; **109**, Iowa State, 2010; **107**, Fresno State, 1980, Utah State, 1985, Brigham Young, 2015; **104**, UTEP, 1979.

Season: **485**, 1994; **385**, 1956; **367**, 1978; **362**, 1985; **357**, 1964; **342**, 1969; **338**, 2015; **335**, 2008; **329**, 1970; **320**, 1995; **313**, 2011; **296**, 1967; **282**, 1993.

PASS BREAK UPS

Game: **15**, San Jose State, 1998; **11**, Brigham Young, 2015; **10**, San Diego State, 1978, UNLV, 1982, Boise State, 1987, Brigham Young, 1990, Wyoming, 1995, Fresno State, 1997, Louisville, 1998, New Mexico, 2007, Michigan, 2014; **9**, 14 times (recent: Indiana, 2016).

Season: **88**, 2015; **80**, 1998; **66**, 1999; **61**, 1979; **60**, 1994; **57**, 1981; **56**, 2008, 2011; **55**, 2007; **53**, 2014, 2016; **52**, 2013; **51**, 2009; **50**, 1991; **48**, 1998; **47**, 1987, 1990; **46**, 1978, 1985, 2012.

RICE-ECCLES STADIUM RECORDS

(SINCE 1998)

INDIVIDUALS

RUSHING

Attempts: 40, Brandon Warfield, Utah vs. Brigham Young, 2002. **Yards:** 229, Marty Johnson, Utah vs. Indiana, 2002. **Average Yards Per Rush:** 14.38, Darnell Arceneaux, Utah vs. UTEP, 1998. **Touchdowns:** 4, Marty Johnson, Utah vs. Air Force, 2003.

PASSING

Attempts: 61, Connor Halliday, Washington State vs. Utah, 2014. **Completions:** 39, Connor Halliday, Washington State vs. Utah, 2014. **Yards:** 443, Sean Mannion, Oregon State vs. Utah, 2013. **Interceptions:** 6, Travis Wilson, Utah vs. UCLA, 2013. **Touchdowns:** 5, Sean Mannion, Oregon State vs. Utah, 2013, Travis Wilson, Utah vs. Fresno State, 2014. **Efficiency (12 Att.):** 242.51, Travis Wilson, Utah vs. Weber State, 2013. **Comp. Pct. (15 Att.):** .8571, Brian Johnson, Utah vs. Utah State, 2005.

TOTAL OFFENSE

Plays: 65, Connor Halliday, Washington State vs. Utah, 2014. **Yards:** 483, Brian Johnson, Utah vs. San Diego State, 2005. **Yards Per Play:** 10.36, Alex Smith, Utah vs. Texas A&M, 2004. **Touchdowns:** 5, 9 times (most recent: Travis Wilson, Utah vs. Fresno State, 2014).

RECEIVING

Catches: 13, Daniel Jones, Utah vs. Fresno State, 1998. **Yards:** 210, Brandin Cooks, Oregon State vs. Utah, 2013. **Average Yards Per Reception:** 45.67, Keonta Golson, UTEP vs. Utah, 1998. **Touchdowns:** 3, 4 times (most recent: Brandin Cooks, Oregon State vs. Utah, 2013).

PUNTING

Punts: 12, Tony Epperson, Weber State vs. Utah, 2013. **Yards:** 523, Tony Epperson, Weber State vs. Utah, 2013. **Punting Average:** 55.50, Mitch Wishnowsky, Utah vs. Southern Utah, 2016. **Punts Over 50 Yards:** 3, Mitch Wishnowsky, Utah vs. Southern Utah, 2016, Mitch Wishnowsky, Utah vs. Washington, 2016. **Punts Inside 20:** 7, Louie Sakoda, Utah vs. TCU, 2006.

KICKING

FG Made: 4, 3 times (most recent: Wes Zunker, New Mexico vs. Utah, 2003). **FG Attempted:** 5, 2 times (most recent: Owen Pochman, Brigham Young vs. Utah, 1998). **FG Pct. (3 Att.):** 1.000 (4-for-4), 3 times (most recent: Wes Zunker, New Mexico vs. Utah, 2003). **Extra Points Made:** 10, Andy Phillips, Utah vs. Weber State, 2013. **Extra Points Attempted:** 10, Andy Phillips, Utah vs. Weber State, 2013. **Extra Point Pct. (5 Att):** 1.000 (10-for-10), Andy Phillips, Utah vs. Weber State, 2013. **Kicking Points:** 16, Bryan Borreson, Utah vs. Indiana, 2002.

KICKOFF RETURNS

Returns: 8, Jovon Bouknight, Wyoming vs. Utah, 2005. **Yards:** 222, Reggie Dunn, Utah vs. California, 2012. **Average Yards Per Return:** 74.00, Reggie Dunn, Utah vs. California, 2012. **Touchdowns:** 2, Reggie Dunn, Utah vs. California, 2012.

PUNT RETURNS

Returns: 6, 4 times (most recent: Derrek Richards, Utah vs. Wyoming, 2007). **Yards:** 163, Steve Smith, Utah vs. New Mexico, 1999. **Average Yards Per Return:** 40.75, Steve Smith, Utah vs. New Mexico, 1999. **Touchdowns:** 2, Steve Smith, Utah vs. New Mexico, 1999.

TURNOVERS

Fumbles: 4, Chuckie Keeton, Utah State vs. Utah, 9/11/2015. **Fumbles Lost:** 2, 5 times (most recent: Brian Johnson, Utah vs. New Mexico, 2005). **Total Turnovers:** 6, Max Hall, Brigham Young vs. Utah, 2008, Travis Wilson, Utah vs. UCLA, 2013.

ALL-PURPOSE

Plays: 42, Brandon Warfield, Utah vs. Brigham Young, 2002. **Yards:** 331, Kaelin Clay, Utah vs. Oregon, 2014. **Total Touchdowns:** 4, Marty Johnson, Utah vs. Air Force, 2004.

DEFENSE

Unassisted Tackles: 11, Adam Lancisero, Colorado State vs. Utah, 2004, James Brindley, Utah State vs. Utah, 2009. **Assisted Tackles:** 14, Chaz Walker, Utah vs. TCU, 2010. **Total Tackles:** 22, Brian Urlacher, New Mexico vs. Utah, 1999, Russell Allen, San Diego State vs. Utah, 2007. **TFL:** 6, Michael Duran, San Diego State vs. Utah, 1999. **TFL Yardage:** 31, Viliseni Fauonuku, Utah vs. Colorado, 2015. **Sacks:** 4, Viliseni Fauonuku, Utah vs. Colorado, 2015. **Sack Yardage:** 31, Viliseni Fauonuku, Utah vs. Colorado, 11/28/2015. **Interceptions:** 2, 16 times (most recent: Kai Nacua, Brigham Young vs. Utah, 2016. **INT Return Yards:** 67, Conroy Black, Utah vs. UCLA, 2011. **INT Return TDs:** 1, 21 times (most recent: Sunia Tauteoli, Utah vs. Brigham Young, 2016). **PBU:** 5, Jace Whittaker, Arizona vs. Utah, 2016. **Fumbles Forced:** 2, 6 times (most recent: Leona Williams, Southern California vs. Utah, 2014).

TEAM

RUSHING

Most Attempts: 75, Air Force vs. Utah, 2009. **Most Yards:** 407, New Mexico vs. Utah, 10/25/2003. **Highest Avg. Yards Per Rush:** 7.38, Utah vs. Brigham Young, 2004. **Touchdowns:** 6, Utah vs. Weber State, 2013. **Fewest Attempts:** 13, Washington State vs. Utah, 2012. **Fewest Yards:** -4, Washington State vs. Utah, 2012. **Lowest Avg. Yards Per Rush:** -0.09, Brigham Young vs. Utah, 2002.

PASSING

Most Completions: 39, Washington State vs. Utah, 2014. **Most Attempts:** 61, South Florida vs. Utah, 2001, Washington State vs. Utah, 2014. **Most Yards:** 443, Oregon State vs. Utah, 2013. **Interceptions:** 6, Utah vs. UCLA, 2013. **Touchdowns:** 6, Utah vs. Fresno State, 2014. **Highest Efficiency (15 Att.):** 248.90, TCU vs. Utah, 2010. **Highest Comp. Pct. (15 Att.):** .8462, Utah vs. Washington State, 2012. **Fewest Completions:** 3, Arizona vs. Utah, 2000. **Fewest Attempts:** 10, Air Force vs. Utah, 2009. **Fewest Yards:** 11, Arizona vs. Utah, 2000. **Lowest Efficiency (15 Att.):** 15.87, Utah vs. Boise State, 2006. **Lowest Comp. Pct. (15 Att.):** .200, Arizona vs. Utah, 2000.

TOTAL OFFENSE

Most Plays: 91, Utah vs. San Diego State, 2005. **Most Yards:** 669, Utah vs. North Carolina, 2004. **Most Yards Per Play:** 7.78, Utah vs. North Carolina, 2004. **Most Touchdowns:** 10, Utah vs. Weber State, 2013. **Fewest Plays:** 45, San Jose State vs. Utah, 2010. **Fewest Yards:** 114, Northern Colorado vs. Utah, 2012. **Fewest Yards Per Play:** 1.97, Wyoming vs. Utah, 2007.

FIRST DOWNS

Most: 35, Utah vs. North Carolina, 2004. **Fewest:** 7, San Jose State vs. Utah, 2010

THIRD DOWNS

Most Converted: 13, Utah vs. Louisiana-Monroe, 1999, 13, Air Force vs. Utah, 2004. **Best Conversion Pct. (10 Att.):** 0.733, Utah vs. Colorado State, 2010.

FOURTH DOWNS

Most Converted: 4, Utah vs. Southern California, 2016

SCORING

Most Points: 70, Utah vs. Weber State, 2013. **Fewest Points:** 0, 5 times (most recent: Southern Utah vs. Utah, 2016). **Widest Margin:** 63, Utah vs. Weber State, 2013.

TIME OF POSSESSION

Most Time: 39:06, TCU vs. Utah, 2010

PENALTIES

Most Penalties: 14, Southern California vs. Utah, 2012. **Most Yards:** 158, Utah vs. South Florida, 2001. **Fewest Penalties:** 1, 3 times (most recent: Utah vs. San Jose State, 2010). **Fewest Yards:** 5, 3 times (most recent: Utah vs. San Jose State, 2010).

PUNTING

Most Punts: 12, Weber State vs. Utah, 2013. **Most Yards:** 523, Weber State vs. Utah, 2013. **Highest Punting Avg.:** 55.50, Utah vs. Southern Utah, 2016. **Fewest Punts:** 0, Utah vs. New Mexico, 1999

KICKING

FG Made: 4, Brigham Young vs. Utah, 1998. **FG Attempted:** 5, Hawaii vs. Utah, 1998.

KICKOFF RETURNS

Returns: 9, 3 times (most recent: Utah vs. Oregon, 2014). **Yards:** 282, Utah vs. New Mexico, 2003. **Touchdowns:** 2, Utah vs. California, 10/27/2012.

PUNT RETURNS

Returns: 6, 7 times (most recent: 6, Utah vs. Idaho State, 2014). **Yards:** 163, Utah vs. New Mexico, 1999. **Touchdowns:** 2, Utah vs. New Mexico, 1999.

FUMBLES

Fumbles: 7, Utah vs. Air Force, 2002, Utah vs. Colorado, 2015. **Fumbles Lost:** 4, Utah vs. Air Force, 2002, New Mexico vs. Utah, 2007.

DEFENSE

TFL: 15, Arizona vs. Utah, 2000. **TFL Yardage:** 74, Arizona vs. Utah, 2000. **Sacks:** 9, New Mexico vs. Utah, 2005. **Sack Yardage:** 63, Arizona vs. Utah, 2000. **Interceptions:** 6, UCLA vs. Utah, 2013. **INT Return Yards:** 83, Colorado State vs. Utah, 2000. **PBU:** 13, Utah vs. Indiana, 2002.

THE LONGEST YARD

Rush: 92, Steve Savoy, Utah vs. Brigham Young, 2004. **Pass:** 93, Andy Dalton to Josh Boyce, TCU vs. Utah, 2010. **Interception Return:** 67, Conroy Black, Utah vs. UCLA, 2011. **Fumble Return:** 100, Joe Walker, Oregon vs. Utah, 2014. **Field Goal:** 52, Kai Forbath, UCLA vs. Utah, 2007, Jason Smith, Colorado State vs. Utah, 2008. **Punt:** 90, Donny Heaton, Air Force vs. Utah, 2004. **Kickoff Return:** 100, 9 times (most recent: Adoree Jackson, Southern California vs. Utah, 2016). **Punt Return:** 77, Shaky Smithson, Utah vs. UNLV, 2010. **Blocked FG Return:** 58, Jay Hill, Utah vs. Wyoming, 1999.

BOWL RECORDS - INDIVIDUALS

RUSHING

MOST CARRIES

34, Mike Anderson vs. Fresno State, 1999; **27**, Brandon Warfield vs. Southern Mississippi, 2003; **26**, John White, vs. Georgia Tech, 2011, Devontae Booker vs. Colorado State, 2014, Joe Williams vs. Indiana, 2016; **25**, Joe Williams vs. BYU, 2015.

NET YARDS

254, Mike Anderson vs. Fresno State, 1999; **222**, Joe Williams vs. Indiana, 2016; **162**, Devontae Booker vs. Colorado State, 2014; **154**, Ron Coleman vs. West Virginia, 1964; **120**, Quinton Ganther vs. Georgia Tech, 2005; **115**, John White, vs. Georgia Tech, 2011; **112**, Keith Williams vs. Washington State, 1992.

RUSHING TOUCHDOWNS

3, Travis Wilson vs. Colorado State, 2014; **2**, Mike Anderson vs. Fresno State, 1999, Darrell Mack vs. Navy, 2007, Joe Williams vs. BYU, 2015.

AVERAGE YARDS PER RUSH

(Min. 8 Rushes) **11.40**, Omar Bacon vs. Fresno State, 1999.

PASSING

MOST ATTEMPTS

49, Mike Fouts vs. Wisconsin, 1996.

COMPLETIONS

30, Brett Ratliff vs. Georgia Tech, 2005; **27**, Alex Smith vs. Pittsburgh, 2004, Brian Johnson vs. Alabama, 2008.

PASSING YARDS

381, Brett Ratliff vs. Georgia Tech, 2005; **338**, Jordan Wynn vs. California, 2009; **336**, Brian Johnson vs. Alabama, 2008; **328**, Alex Smith vs. Pittsburgh, 2004; **327**, Mike Fouts vs. Wisconsin, 1996.

INTERCEPTIONS

4, Mike Fouts vs. Wisconsin, 1996.

TOUCHDOWN PASSES

4, Alex Smith vs. Pittsburgh, 2004, Brett Ratliff vs. Georgia Tech, 2005; **3**, Brian Johnson vs. Alabama, 2008, John Hays vs. Georgia Tech, 2011; **2**, Frank Dolce vs. Washington State, 1992, Jordan Wynn vs. California, 2009.

YARDS PER PASS COMPLETION

(Min. 15 Attempts) **16.18**, Troy Williams vs. Indiana, 2016; **15.50**, Alex Smith vs. Southern Mississippi, 2003; **15.00**, Frank Dolce vs. Washington State, 1992.

COMPLETION PERCENTAGE

(Min. 15 Attempts) **.800**, (20-for-25) Brian Johnson vs. Navy, 2007; **.784**, (29-for-37) Alex Smith vs. Pittsburgh, 2004; **.732**, (30-41) Brett Ratliff vs. Georgia Tech, 2005.

TOTAL OFFENSE

TOTAL YARDS

405, Alex Smith vs. Pittsburgh, 2004; **370**, Brett Ratliff vs. Georgia Tech, 2005; **328**, Mike Fouts vs. Wisconsin, 1996.

TOTAL PLAYS

52, Mike Fouts vs. Wisconsin, 1996, Alex Smith vs. Pittsburgh, 2004.

TOUCHDOWNS

4, Alex Smith vs. Pittsburgh, 2004, Brett Ratliff vs. Georgia Tech, 2005, Travis Wilson vs. Colorado State, 2014; **3**, Brian Johnson vs. Alabama, 2008, Jon Hays vs. Georgia Tech, 2011; **2**, Ray Peterson vs. New Mexico, 1938, Mike Anderson vs. Fresno State, 1999, Jordan Wynn vs. California, 2009, Joe Williams vs. BYU, 2015.

YARDS PER PLAY

(Min. 37 Plays) **9.52**, Brian Johnson vs. Navy, 2007; **8.41**, Brett Ratliff vs. Georgia Tech, 2005; **7.76**, Jordan Wynn vs. California, 2009.

RECEIVING

MOST RECEPTIONS

16, Travis LaTendresse vs. Georgia Tech, 2005; **15**, Paris Warren vs. Pittsburgh, 2004; **12**, Freddie Brown vs. Alabama, 2008; **8**, Brian Hernandez vs. Georgia Tech, 2005, Brian Hernandez vs. Tulsa, 2006.

MOST YARDS

214, Travis LaTendresse vs. Georgia Tech, 2005; **198**, Paris Warren vs. Pittsburgh, 2004; **140**, Henry Lusk vs. USC, 1993; **127**, Sean Williams vs. Washington State, 1992; **125**, Freddie Brown vs. Alabama, 2008; **103**, David Reed vs. California, 2009; **100**, Terrance Keehan vs. Wisconsin, 1996.

RECEIVING TOUCHDOWNS

4, Travis LaTendresse vs. Georgia Tech, 2005; **2**, Paris Warren vs. Pittsburgh, 2004, Kendrick Moeai vs. California, 2009.

AVERAGE PER CATCH

(Min. 3 Receptions) **23.33**, Henry Lusk vs. USC, 1993.

PUNTING

MOST PUNTS

10, Jason Jones vs. Arizona, 1994, **9**, Matt Kovacevich vs. Southern Mississippi, 2003.

PUNT YARDS

410, Jason Jones vs. Arizona, 1994.

PUNT AVERAGE

(Min. 5 Punts) **49.50**, Sean Sellwood vs. Georgia Tech, 2011; **45.17**, Louie Sakoda vs. Alabama, 2008; **43.00**, Steve Young vs. Washington State, 1992.

KICKING

FIELD GOALS MADE

4, Louie Sakoda vs. Tulsa, 2006, Andy Phillips vs. Indiana, 2016; **3**, Joe Phillips vs. California, 2009; **2**, Roy Jefferson vs. West Virginia, 1964.

FIELD GOALS ATTEMPTED

4, Louie Sakoda vs. Tulsa, 2006, Andy Phillips vs. Indiana, 2016; **3**, Cletus Truhe vs. Fresno State, 1999, Joe Phillips vs. California, 2009, Joe Phillips vs. Boise State, 2010.

KICKING POINTS

14, Andy Phillips vs. Indiana, 2016; **13**, Louie Sakoda vs. Tulsa, 2006, Joe Phillips vs. California, 2009.

RETURNS

KICKOFF RETURNS

5, Jereme Brooks vs. Navy, 2007.

KICKOFF RETURN YARDS

140, Cal Beck vs. Arizona, 1994.

KICKOFF RETURN TDS

None

PUNT RETURNS

7, Paris Warren vs. Southern Mississippi, 2003; **5**, Boobie Hoobs vs. Indiana, 2016; **4**, Marquis Wilson vs. Tulsa, 2006.

PUNT RETURN YARDS

50, Marquis Wilson vs. Tulsa, 2006.

PUNT RETURN TOUCHDOWNS

None

ALL PURPOSE YARDS

PLAYS

35, Mike Anderson vs. Fresno St., 1999.

YARDS

278, Joe Williams vs. Indiana, 2016; **269**, Mike Anderson vs. Fresno St., 1999.

SCORING

MOST POINTS

26, Travis LaTendresse vs. Georgia Tech, 2005; **18**, Travis Wilson vs. Colorado State, 2014; **14**, Andy Phillips vs. Indiana, 2016; **13**, Louie Sakoda vs. Tulsa, 2006, Joe Phillips vs. California, 2009; **12**, Ray Peterson vs. New Mexico, 1938, Mike Anderson vs. Fresno State, 1999, Paris Warren vs. Pittsburgh, 2004, Kendrick Moeai vs. California, 2009, Joe Williams vs. BYU, 2015.

MOST TOUCHDOWNS

4, Travis LaTendresse vs. Georgia Tech, 2005; **3**, Travis Wilson vs. Colorado State, 2014; **2**, Ray Peterson vs. New Mexico, 1938, Mike Anderson vs. Fresno State, 1999, Paris Warren vs. Pittsburgh, 2004, Darrell Mack vs. Navy, 2007, Kendrick Moeai vs. California, 2009, Joe Williams vs. BYU, 2015.

DEFENSE

INTERCEPTIONS

2, Robert Johnson vs. Alabama, 2008, Tevin Carter vs. Brigham Young, 2015.

INTERCEPTION YARDS

61, Tevin Carter vs. BYU, 2015; **46**, Dominique Hatfield vs. BYU, 2015; **45**, Steve Tate vs. Georgia Tech, 2005.

INTERCEPTION TOUCHDOWNS

1, Ray Peterson vs. New Mexico, 1938, Stevenson Sylvester vs. California, 2009. Tevin Carter vs. BYU, 2015, Dominique Hatfield vs. BYU, 2015.

SACKS

3, Adam Swaney vs. USC, 1993, Tommy Hackenbruck vs. Pittsburgh, 2004, Stevenson Sylvester vs. Alabama, 2008.

SACK YARDAGE

29, Tommy Hackenbruck vs. Pittsburgh, 2004; **20**, Sheldon Deckart vs. USC, 2001; **16**, Adam Swaney vs. USC, 1993, Dave Revill vs. Southern Mississippi, 2003, Stevenson Sylvester vs. Alabama, 2008.

TACKLES FOR LOSS

5, Luther Elliss vs. So. California, 1993.

TACKLES FOR LOSS YARDAGE

29, Tommy Hackenbruck vs. Pittsburgh, 2004; **24**, Adam Swaney vs. USC, 1993; **20**, Sheldon Deckart vs. USC, 2001.

PASS BREAK UPS

4, Kareem Leary vs. Arizona, 1994, Josh Savage vs. Southern Mississippi, 2003, Reginald Porter vs. BYU, 2015.

UNASSISTED TACKLES

10, Mark Rexford vs. Arizona, 1994, Kavika Luafatasaga vs. Indiana, 2016; **9**, Sunia Tauteoli vs. Indiana, 2016; **8**, Steve Tate vs. Tulsa, 2006, Joe Dale vs. Navy, 2007, Lamar Chapman vs. Boise State, 2010.

ASSISTED TACKLES

9, Derrick Shelby vs. Georgia Tech, 2011; **8**, Chaz Walker vs. Georgia Tech, 2011, Tevita Finau vs. Georgia Tech, 2011.

TOTAL TACKLES

15, Chaz Walker vs. Georgia Tech, 2011; **12**, Joe Dale vs. Navy, 2007 Kavika Luafatasaga vs. Indiana, 2016; **11**, Mark Rexford vs. Arizona, 1994, Eric Weddle vs. Pittsburgh, 2004, Matt Martinez vs. Georgia Tech, 2011.

BOWL RECORDS - TEAM

OPPONENT BESTS

RUSHING

Ron Dayne (Wisconsin) 30-246-3

PASSING

Drew Bledsoe (Washington State) 30-46-1-476-2

RECEIVING

Phillip Bobo (Washington State) 7-212-2

INTERCEPTION RETURNS

Cyrill Weems (Wisconsin) 1-82-1

BLOCKED FIELD GOAL RETURNS

Payton Williams (Fresno State) 1-75-1

KICKOFF RETURNS

Joey Bullen (Navy) 5-322-0

RUSHING

MOST CARRIES

54 vs. Fresno State, 1999, vs. USC, 2001.

NET YARDS

366 vs. New Mexico, 1938.

RUSHING TOUCHDOWNS

5 vs. Colorado State, 2014; 4 vs. Navy, 2007; 3 vs. New Mexico, 1938, vs. BYU, 2015.

PASSING

MOST ATTEMPTS

49 vs. Wisconsin, 1996.

COMPLETIONS

30 vs. Georgia Tech, 2005; 29 vs. Pittsburgh, 2004.

PASSING YARDS

381 vs. Georgia Tech, 2005; 338 vs. California, 2009; 336 vs. Alabama, 2008; 328 vs. Pittsburgh, 2004.

INTERCEPTIONS

4 vs. Wisconsin, 1996.

TOUCHDOWN PASSES

4 vs. Pittsburgh, 2004, vs. Georgia Tech, 2005.

TOTAL OFFENSE

NET YARDS

550 vs. Georgia Tech, 2005; 548 vs. Fresno State, 1999, vs. Colorado State, 2014.

TOTAL PLAYS

80 vs. Wisconsin, 1996; 77 vs. Georgia Tech, 2005, vs. Colorado State, 2014; 76 vs. Indiana, 2016; 75 vs. USC, 2001.

KICKING

FIELD GOALS MADE

4 vs. Tulsa, 2006, vs. Indiana, 2016; 3 vs. California, 2009.

FIELD GOALS ATTEMPTED

4 vs. Tulsa, 2006, vs. Indiana, 2016; 3 vs. Fresno State, 1999, vs. California, 2009, vs. Boise State, 2010.

PUNTING

PUNTS

10 vs. Arizona, 1994; 9 vs. Southern Mississippi, 2003.

PUNT YARDS

410 vs. Arizona, 1994.

RETURNS (KICK/PUNT)

KICKOFF RETURNS

6 vs. Washington State, 1992, vs. Navy, 2007, vs. Boise State, 2010.

KICKOFF RETURN YARDS

173 vs. Arizona, 1994.

PUNT RETURNS

7 vs. Southern Mississippi, 2003; 5 vs. Tulsa, 2006, vs. Indiana, 2016; 4 vs. USC, 2001.

PUNT RETURN YARDS

54 vs. Tulsa, 2006; 41 vs. Georgia Tech, 2011; 35 vs. Indiana, 2016; 31 vs. Southern Mississippi, 2003.

ALL PURPOSE YARDS

PLAYS

89 vs. Washington State, 1992; 92 vs. Colorado State, 2014; 81 vs. California, 2009; 79 vs. USC, 2001.

YARDS

671 vs. Georgia Tech, 2005; 598 vs. Fresno State, 1999.

FIRST DOWNS

TOTAL FIRST DOWNS

31 vs. Georgia Tech, 2005; 29 vs. Colorado State, 2014; 26 vs. Wisconsin, 1996, vs. Navy 2007.

RUSHING

15 vs. Colorado State, 2014; 14 vs. Fresno State, 1999; 12 vs. USC, 2001, vs. Indiana, 2016.

PASSING

21 vs. Georgia Tech, 2005; 18 vs. Wisconsin, 1996.

PENALTY

3 vs. Southern Mississippi, 2003, vs. BYU, 2015.

PENALTIES

PENALTIES

15 vs. Fresno State, 1999.

PENALTY YARDS

151 vs. Fresno State, 1999.

FUMBLES

FUMBLES

6 vs. Southern Mississippi, 2003; 4 vs. Indiana, 2016; 3 vs. West Virginia, 1964, vs. Washington State, 1992, vs. Alabama, 2008, vs. Boise State, 2010.

FUMBLES LOST

3 vs. West Virginia, 1964, vs. Boise State, 2010, vs. Indiana, 2016.

FUMBLES BOTH TEAMS

10 vs. Southern Mississippi, 2003; 7 vs. Washington State, 1992, vs. Boise State, 2010.

FUMBLES LOST BOTH TEAMS

6 vs. Southern Mississippi, 2003, vs. Boise State, 2010; 5 vs. Indiana, 2016; 4 vs. West Virginia, 1964.

DEFENSE

INTERCEPTIONS

4 vs. New Mexico, 1938, vs. West Virginia, 1964.

INTERCEPTION RETURN YARDAGE

107 vs. BYU, 2015; 55 vs. Georgia Tech, 2005; 27 vs. California, 2009; 26 vs. Arizona, 1994.

FEWEST RUSHING PLAYS

19, Colorado State, 2014; 25, BYU, 2015; 28, California, 2009; 29, Tulsa, 2006; 30, Southern Mississippi, 2003, Pittsburgh, 2004.

FEWEST RUSHING YARDS

12, Colorado State, 2014; 17, Pittsburgh, 2004; 33, Alabama, 2008; 45, Arizona, 1994; 69, Southern Mississippi, 2003.

FEWEST PASS ATTEMPTS

6, Wisconsin, 1996.

FEWEST COMPLETIONS

2, Wisconsin, 1996.

FEWEST PASSING YARDS

16, Wisconsin, 1996.



Stevenson Sylvester tied the school bowl record with three sacks in the 2009 Sugar Bowl.

FEWEST TOTAL PLAYS

51, Wisconsin, 1996.

FEWEST TOTAL YARDS

184, Arizona, 1994.

MOST TOTAL YARDS

636, Washington State, 1992.

MOST PUNTS

9, New Mexico, 1938, 8, Georgia Tech, 2005.

FEWEST FIRST DOWNS

11, Southern Mississippi, 2003; 12, New Mexico, 1938, West Virginia, 1964.

MOST PENALTIES

18, Washington State, 1992.

MOST PENALTY YARDS

136, Washington State, 1992.

MOST FUMBLES

4, Washington State, 1992, Southern Mississippi, 2003, Boise State, 2010, Georgia Tech, 2011.

MOST FUMBLES LOST

4, Southern Mississippi, 2003; 3, Boise State, 2010; 2, Washington State, 1992, Arizona, 1994, Navy, 2007, BYU, 2015, vs. Indiana, 2016.

SACKS

9 vs. Pittsburgh, 2004; 8 vs. Alabama, 2008; 5 vs. USC, 1993, vs. Southern Mississippi, 2003; 4, vs. USC, 2001, vs. California, 2009, vs. BYU, 2015.

SACK YARDAGE

73 vs. Pittsburgh, 2004; 53 vs. Alabama, 2008; 45 vs. USC, 2001.

PASS BREAK UPS

11 vs. BYU, 2015; 9 vs. Arizona, 1994, 2008; 5 vs. Southern Mississippi, 2003, vs. Indiana, 2016.

ALL-AMERICANS



Larry Wilson, 1959

1928

Alton Carman, Tackle
3rd Team I.N.S.

1929

Marvin Jonas, Center
3rd Team I.N.S.
3rd Team Consolidated Press

Earl 'Powerhouse' Pomeroy, Fullback

1st Team I.N.S.
2nd Team Consolidated Press
3rd Team Associated Press

1930

Marvin Jonas, Center
2nd Team Consolidated Press

George Watkins, End
2nd team Allen J. Gould

Frank Christensen, Fullback
3rd Team I.N.S.

1931

Frank Christensen, Fullback
3rd Team I.N.S.

1932

Frank Christensen, Fullback
1st Team UP, World Telegram

Jack Johnson, Tackle
1st Team Lawrence Perry

1938

Bernard McGarry, Tackle
1st Team Central Press Football Captains

1941

Floyd Spendlove, Tackle
1st Team Colliers Little All-America

1957

Lee Grosscup, Quarterback
1st Team FWAA
1st Team *Look*
1st Team Newspaper Enterprise
1st Team Williamson
2nd Team UPI
2nd Team United Press
2nd Team Associated Press

1959

Larry Wilson, Halfback
3rd Team Williamson
3rd Team I.N.S.

1961

Ed Pine, Center
1st Team Williamson

1962

Dave Costa, Tackle
Williamson

1964

Roy Jefferson, Cornerback
The Sporting News

1970

Marv Bateman, Punter
1st Team FWAA
1st Team *The Sporting News*

Norm Thompson, Defensive Back
2nd Team Associated Press

1971

Marv Bateman, Punter
1st Team *The Sporting News*
1st Team *Time*

1973

Steve Odom, Return Specialist
1st Team FWAA

1980

Jeff Griffin, Defensive Back
2nd Team N.E.A.

1981

Steve Clark, Defensive Tackle
1st Team FWAA
3rd Team Associated Press
2nd Team N.E.A.

1984

Carlton Walker, Offensive Guard
1st Team FWAA
2nd Team Associated Press

1985

Erroll Tucker, Return Specialist
1st Team FWAA
1st Team *The Sporting News*
1st Team *Football News*

1991

Bryan Rowley, Wide Receiver
2nd Team *The Sporting News*

1994

Luther Elliss, Defensive Tackle
Consensus All-American
1st Team Associated Press
1st Team AFCA
1st Team FWAA
1st Team Scripps Howard
1st Team UPI
2nd Team *Football News*
3rd Team College Sports

Anthony Brown, Offensive Tackle
3rd Team Associated Press

Mike McCoy, Quarterback
2nd Team *Football News*

2001

Doug Kaufusi, Offensive Tackle
3rd Team *The Sporting News*



Alex Smith, 2004

UTAH FIRST-TEAM ALL-AMERICANS

- 1932 Frank Christensen, FB
- 1957 Lee Grosscup, QB
- 1970 Marv Bateman, P
- 1971 Marv Bateman, P
- 1973 Steve Odom, RS
- 1981 Steve Clark, DL
- 1984 Carlton Walker, OL
- 1985 Erroll Tucker, RS
- 1994 Luther Elliss*, DL
- 2002 Jordan Gross*, OL
- 2004 Chris Kemoeatu, OL
- 2004 Alex Smith, QB
- 2006 Eric Weddle*, DB
- 2007 Louie Sakoda, P
- 2008 Louie Sakoda*, K
- 2009 Zane Beadles, OL
- 2010 Shaky Smithson, PR
- 2012 Reggie Dunn, KR
- 2012 Star Lotulelei, DL
- 2014 Kaelin Clay, PR
- 2014 Nate Orchard, DE
- 2014 Tom Hackett*, P
- 2015 Tom Hackett*, P
- 2015 Mitch Wishnowsky*, P

*Consensus All-Americans

2002

Jordan Gross, Offensive Tackle
Consensus All-American
Outland Trophy Finalist
1st Team FWAA
1st Team Walter Camp
1st Team Associated Press
1st Team CNN.com
1st Team Sportsline.com

2004

Alex Smith, Quarterback
1st Team FWAA
1st Team SI.com
2nd Team Walter Camp

Chris Kemoeatu, Offensive Guard
1st Team FWAA
1st Team SI.com

Steve Savoy, Wide Receiver
2nd Team SI.com
Honorable Mention *Sporting News*

Morgan Scalley, Defensive Back
2nd Team Associated Press
2nd Team SI.com

ALL-AMERICANS



Eric Weddle, 2006

2006

Eric Weddle, Defensive Back
 Consensus All-American
 1st Team AFCA
 1st Team SportsIllustrated.com
 1st Team CBSSportsline.com
 1st Team *Sporting News*
 1st Team CollegeFootballNews.com
 1st Team Rivals.com
 2nd Team Associated Press
 2nd Team Walter Camp

2007

Louie Sakoda, Punter
 1st Team FWAA
 1st Team CBSSports.com
 2nd Team SI.com
 2nd Team CollegeFootballNews.com

Louie Sakoda, Kicker

1st Team Rivals.com
 2nd Team CollegeFootballNews.com
 2nd Team *Phil Steele*

2008

Louie Sakoda, Kicker
 Consensus All-American (unanimous)
 1st Team Associated Press
 1st Team AFCA
 1st Team FWAA
 1st Team Walter Camp
 1st Team *Sporting News*

Paul Kruger, Defensive Line

Honorable Mention SI.com
 Honorable Mention
 CollegeFootballNews.com

2009

Zane Beadles, Offensive Line
 1st Team FWAA
 1st Team College Football News
 1st Team *Phil Steele*
 2nd Team Walter Camp
 2nd Team SI.com
 3rd Team *Sporting News*

2010

Shaky Smithson, Punt Returner
 1st Team Walter Camp
 1st Team Scout/FoxSports.com
 2nd Team *Phil Steele*
 2nd Team CBSSports.com
 3rd Team Rivals.com
 Honorable Mention SI.com

Caleb Schlauderaff, Offensive Line

2nd Team Walter Camp
 2nd Team SI.com
 3rd Team Associated Press
 4th Team *Phil Steele*

2011

John White, Running Back
 Honorable Mention SI.com

2012

Star Lotulelei, Defensive Tackle
 1st Team Associated Press
 1st Team Walter Camp
 1st Team *Athlon*
 1st Team Scout.com/
 FoxSportsNext.com
 2nd Team CBSSports.com

Reggie Dunn, Kick Returner

1st Team *Athlon*
 1st Team ESPN
 1st Team CBSSports.com
 2nd Team Scout.com/
 FoxSportsNext.com
 Honorable Mention SI.com

2013

Trevor Reilly, Defensive End
 Honorable Mention Associated Press

2014

Tom Hackett, Punter
 Consensus All-American
 1st Team Walter Camp
 1st Team Associated Press
 1st Team AFCA
 1st Team FWAA
 2nd Team *Sporting News*
 1st Team *Phil Steele*
 1st Team CBSSports.com
 1st Team FOXSports.com
 1st Team Scout.com
 1st Team SB Nation
 2nd Team *USA Today*

Nate Orchard, Defensive End

1st Team Walter Camp
 1st Team FWAA
 2nd Team Associated Press
 2nd Team *Sporting News*
 1st Team ESPN.com
 1st Team *Phil Steele*
 1st Team Scout.com
 1st Team SB Nation
 2nd Team *USA Today*
 2nd Team FOXSports.com

Kaelin Clay, Returner

1st Team *Sporting News*
 1st Team CBSSports.com
 1st Team FOXSports.com
 2nd Team Scout.com

2015

Tom Hackett, Punter

Consensus All-American (unanimous)
 1st Team Walter Camp
 1st Team Associated Press
 1st Team FWAA
 1st Team *Sporting News*
 1st Team AFCA
 1st Team *USA Today*
 1st Team *Sports Illustrated*
 1st Team ESPN.com
 1st Team *Phil Steele*
 1st Team *Athlon*
 1st Team Scout.com
 2nd Team CBS Sports

Andy Phillips, Kicker

2nd team CBS Sports



Nate Orchard, 2014



Mitch Wishnowsky, 2016

2016

Mitch Wishnowsky, Punter
 Consensus All-American
 1st Team Walter Camp
 1st Team *Sporting News*
 1st Team Associated Press
 1st Team FWAA
 1st Team AFCA
 1st Team ESPN.com
 1st Team *Sports Illustrated*
 1st Team *USA Today*
 1st Team FOXSports.com
 1st Team Pro Football Focus
 1st Team *Phil Steele*
 1st Team SB Nation
 1st Team Sports on Earth
 1st Team CollegeSportsMadness.com
 2nd Team CBS Sports.com

Hunter Dimick, Defensive End

2nd Team Walter Camp
 2nd Team FWAA
 3rd Team Associated Press
 2nd Team *Phil Steele*
 2nd Team FOXSports.com
 2nd Team Sports on Earth
 2nd Team CollegeSportsMadness.com

Marcus Williams, Defensive Back

2nd Team Pro Football Focus

Garett Bolles, Offensive Line

2nd Team *USA Today*

Chase Dominguez, Snapper

3rd Team *Phil Steele*

FIRST-TEAM ALL-AMERICANS

47

FRANK CHRISTENSEN

Fullback
1930-32
1932 All-American




Frank Christensen was a 1932 United Press and World Telegram All-American. He served as team captain as a junior and senior and was a first-team Rocky Mountain Conference selection all three years he played at Utah. The Utes never lost a conference game with Christensen on the field.

11

LEE GROSSCUP

Quarterback
1957-58
1957 All-American



Lee Grosscup was named a first-team All-American in 1957 by *Look Magazine*, the Newspaper Enterprise Association, the Williamson National Football Rating and Dave Garroway's "Today" television show. In addition to his first-team citations, Grosscup was honored by numerous outlets as a second-team All-American and finished 10th in the balloting for the 1957 Heisman Trophy.



Lee Grosscup, 1957

Grosscup set a collegiate record during his junior season, completing 94-of-136 passes for a 68.6 completion percentage (which remains a school record). He also led the nation in passing yardage in 1957, throwing for 1,398 yards, including 10 touchdowns and just two interceptions (the latter ranked first in the nation). His 1,274 yards of total offense ranked sixth in the nation in 1957. He gained national notoriety against Army in 1957, when he passed for 316 yards. Grosscup, who also punted for Utah, was an all-Skyline Conference first-team selection in both 1957 and 1958. He was a first-round selection of the New York Giants in the 1959 NFL Draft.

YEAR	ATT	CMP	INT	PCT	YDS	TD
1957	137	94	2	68.6	1398	10
1958	124	68	n/a	54.8	828	3
Career	261	162	—	62.1	2226	13

81

MARV BATEMAN

Punter
1969-72
1970, 1971 All-American



Marv Bateman was a first-team All-America punter in both 1970 (FWAA, *The Sporting News*) and in 1971 (*TSN*, *Time*). As a junior in 1970, Bateman set an NCAA record by averaging 45.6 yards, helping Utah lead the nation in net punting. A year later, he broke his own NCAA record by averaging 48.1 yards per punt. Bateman still holds Utah records for single-game (54.14), single-season (48.07) and career (46.89) punting average. His long punt of 72 yards came his junior year. He also handled field goal and PATs, and made a 52-yard field goal in 1970. Bateman earned all-WAC honors in 1970 and 1971. Drafted in the third round by Dallas in 1973, he played six years in the NFL and was All-Pro in 1976 as a member of the Buffalo Bills.

YEAR	PUNT	YARDS	AVG.	PAT	FG	PTS
1969	—	—	—	25	10	55
1970	65	2968	45.6	24	7	45
1971	68	3269	48.3	6	4	18
Career	133	6237	46.9	55	21	118

25

STEVE ODOM

Return Specialist
1970-73
1973 All-American



Steve Odom, a 1973 FWAA All-America kick returner, averaged 29.5 yards on 21 kickoff returns. His average included a 93-yard kickoff return for a touchdown. Odom was also a stellar punt returner — averaging 23.3 yards per return

in 1973, including two for scores. In 1972, Odom set Utah school records for longest punt return (79) and longest kickoff return (95). For his career, Odom averaged 26.1 yards per kickoff return. Odom, who was also an all-WAC flanker in 1973, was selected by the Green Bay Packers in the fifth round of the 1974 NFL Draft.

YEAR	KOR	YDS	AVG	TD	LG
1971	37	980	26.5	1	85
1972	41	984	17.4	2	95
1973	21	618	29.5	1	93
Career	99	2582	26.1	4	95

YEAR	PR	YDS	AVG	TD	LG
1972	14	244	17.4	2	95
1973	13	304	23.3	2	78
Career	27	548	20.3	4	95

99

STEVE CLARK

Defensive Line
1978-81
1981 All-American



Steve Clark, a 1981 FWAA All-America defensive lineman for Utah, led the Utes in sacks (12) and fumble recoveries (3). He also forced a fumble and recorded 62 total tackles as a senior. Clark was an all-Western Athletic Conference selection in 1980 and '81. For his career, Clark tallied 213 tackles, 20 sacks and five fumble recoveries. He was selected in the ninth round of the 1982 NFL Draft by the Miami Dolphins.

YEAR	UT	AT	TOT	SACK	FR
1978	4	20	24	1	1
1979	10	29	39	3	1
1980	25	63	88	4	0
1981	16	46	62	12	3
Career	55	158	213	20	5

76

CARLTON WALKER

Offensive Line
1983-84
1984 All-American



Carlton Walker, a 1984 FWAA All-America offensive lineman, anchored an offensive line that blocked for a 430.5-yard-per game rushing attack. Among Walker's best attributes were his ability to pull and lead the Utah option game, and to put a block on an opponent in the open field. Walker also earned all-Western Athletic Conference honors in 1984. He played tackle as a junior in 1983, before moving to guard the next year.

FIRST-TEAM ALL-AMERICANS

2 ERROLL TUCKER

Return Specialist
1984-85
1985 All-American



Erroll Tucker was named a 1985 All-America return specialist by the FWAA, *The Sporting News* and *Football News*. In an amazing senior season, Tucker became the first player in the history of college football to lead the country in both kickoff (29.1) and punt return (24.3) average. He also set an NCAA single-season record for highest combined return average (punts and kicks), averaging 27.2 yards per return in 1985. Of his 16 punt returns in 1985, he took two back for touchdowns. Two of his 24 kickoff returns also went for touchdowns, including a long return of 100 yards. Tucker became just the third player in NCAA history to score on a punt return, kick return and interception return in one season. At the time, Tucker was the only player in NCAA history to score more than one touchdown in a single season on punt (2), kickoff (2) and interception (3) returns. Also an all-conference defensive back as a senior, Tucker grabbed six interceptions and broke up nine passes in 1985. He was a two-time all-WAC return specialist. As a junior in 1984, Tucker ranked 14th in the nation in kickoff returns and eighth in punt returns. He was selected in the fifth round of the 1986 NFL Draft by Pittsburgh.

YEAR	KOR	YDS	AVG	TD	LG
1984	17	393	23.1	0	74
1985	24	698	29.1	2	100
Career	41	1091	26.6	2	100

YEAR	NO	YDS	AVG	TD	LG
1984	22	257	11.7	1	69
1985	16	389	24.3	2	62
Career	38	646	17.0	3	69

83 LUTHER ELLISS

Defensive Line
1991-94
1994 Consensus All-American



Luther Elliss was declared a consensus All-American in 1994 after making the Associated Press, AFCA, FWAA, Scripps Howard and United Press International teams. Elliss led the 1994 squad with nine tackles for loss, while also tallying 78 total tackles, four sacks, two fumble recoveries, two pass break-ups and a forced fumble. A three-time all-WAC selection, he led the conference in sacks as a junior with 10, despite being double-teamed on virtually every



Luther Elliss, 1994

play. He recorded a league-high 16 tackles for loss as a sophomore. Elliss still holds the Utah career record for tackles for loss with 47. He finished his career 239 total tackles, including 116 solo stops. Selected in the first round of the 1995 NFL Draft by the Detroit Lions, Elliss was the No. 20 overall selection. He went on to become an all-pro player.

YEAR	UT	AT	TT	TFL	SKS
1991	13	11	24	1	3
1992	34	53	87	16	2
1993	26	24	50	3	9
1994	43	35	78	9	4
Career	116	123	239	29	18

69 JORDAN GROSS

Offensive Line
1999-2002
2002 Consensus All-American



Jordan Gross was proclaimed a consensus All-American in 2002—earning first team honors from the Associated Press, FWAA, Walter Camp, AFCA and *The Sporting News*’ teams, as well as CNN.com and CBSsportsline.com. Gross was one of three Outland Trophy finalists in 2002 and a unanimous first-team all-Mountain West Conference selection. He did not allow a sack as a junior and senior. Gross started 37 consecutive games, beginning with the final three games of his freshman season in 1999.

As a senior in 2002, he registered 129 pancake blocks, including double-figure games against Wyoming (20), BYU (14) and Indiana (13). He also graded out at 100 percent hustle and 93 percent blocking in 2002. Gross was a first-round draft choice and the No. 8 overall pick in the 2003 NFL Draft – going to the Carolina Panthers. He started all 11 years of his NFL career with Carolina, making the Pro Bowl team in 2009.



Jordan Gross, 2002

68 CHRIS KEMOEATU

Offensive Line
2001-04
2004 All-American



Chris Kemoeatu was named a first-team All-America offensive lineman in 2004 by the FWAA and SportsIllustrated.com. Also first-team all-Mountain West Conference as a senior, the right guard averaged 68 snaps per game and recorded a team-best 81 knockdowns. Kemoeatu had four double-digit knockdown games during his senior season, including 11 vs. BYU in the regular-season finale. He anchored an offensive line in 2004 that helped set single-season school records for total offense, scoring offense, average yards per rush, completion percentage, passing efficiency and first downs. Kemoeatu was a sixth-round selection of the Pittsburgh Steelers in the 2005 NFL Draft. He started for the 2009 Super Bowl champion Steelers.



FIRST-TEAM ALL-AMERICANS

11

ALEX SMITH

Quarterback

2002-04

2004 All-American



Alex Smith, a 2004 Heisman Trophy finalist who finished fourth in the balloting, earned National Player of the Year honors from *Sports Illustrated* and *The Sporting News*. He was a first-team All-American by the FWAA and SI.com, and second-team Walter Camp. He became Utah's first No. 1 NFL Draft pick, foregoing his senior season to join the San Francisco 49ers in 2005. Smith was the 2004 MWC Offensive Player of the Year and passed for 32 touchdowns – completing 214-of-317 attempts for 2,952 yards. He also rushed for 631 yards and 10 touchdowns in '04. Smith posted a 21-1 record in his two-years as Utah's starting quarterback and boasted a touchdown-to-interception ratio of 5.9:1. He departed as the school career record-holder for yards per completion, completion percentage and passing efficiency. He was a second-team all-MWC performer during his sophomore season, passing for 2,247 yards and rushing for 452 yards. He tossed 15 touchdown passes against just three interceptions as a sophomore, including a stretch of 180 attempts without an interception. In addition to his on-field accomplishments, Smith was outstanding in the classroom. He was named the 2004-05 Academic All-American of the Year for all NCAA sports from a field of over 360,000 athletes. Smith graduated with a bachelor's degree in economics at age 20, after just two years at the U. He began work on a master's degree before leaving for the NFL as the No. 1 overall pick.

YEAR	G/GS	ATT	CMP	INT	PCT	YDS	TD
2002	2/0	4	2	1	50.0	4	0
2003	11/10	266	173	3	65.0	2247	15
2004	12/12	317	214	4	67.5	2952	32
Career	25/22	587	389	8	66.3	5203	47

32

ERIC WEDDLE

Defensive Back

2003-06

2006 Consensus All-American



Defensive back Eric Weddle, one of the most versatile players in NCAA history, became Utah's third all-time Consensus All-American in 2006. Weddle, named a first-team All-America defensive back by the AFCA, SportsIllustrated.com, CBSsportsline.com, SportingNews.com, Collegefootballnews.com and Rivals.com, was a second-team Walter Camp and Associated Press All-American. Also a two-time MWC



Chris Kemoeatu, 2004

Defensive Player of the Year (2005-06), Weddle led the league in interceptions as a senior with seven – returning two picks for touchdowns. He also starred for the offense and scored eight touchdowns in 2006 (2 on interception returns, 1 on a fumble return, 5 rushing). Weddle passed for a touchdown against BYU. Against San Diego State, he scored three touchdowns (2 on interception returns and 1 rushing) and became the first player in Utah history to score on back-to-back plays from scrimmage. In his final game at Utah, he had six tackles, an interception, an assisted sack, a fumble recovery, 56 yards rushing and a touchdown. The four-year starter was named a first-team FWAA Freshman All-American in 2003 as a true freshman. Weddle finished his career with 18 interceptions to rank second all-time at Utah. He was selected in the second round of the 2007 NFL Draft by San Diego as the No. 37 overall pick.

YEAR	G/GS	UT	AT	TOT	TFL	SACK
2003	12/9	29	31	60	4.5-33	4-30
2004	11/11	47	28	75	4.5-21	1-3
2005	12/12	49	29	78	11.0-46	4-29
2006	13/13	40	24	64	2.5-8	1-7
Career	48/45	165	112	277	22.5-108	10-69

35

LOUIE SAKODA

Punter/Kicker

2005-08

2007 All-America Punter

2008 Consensus All-America Kicker



The first unanimous Consensus All-American in Utah football history, Louie Sakoda was a 2008 first-team kicker by all five of the organizations that voted on the consensus team: Associated Press, AFCA, FWAA, Walter Camp and *Sporting*

News. A year earlier, he was a 2007 first-team All-America punter (FWAA, CBSsports.com). A four-year starting punter and three-year starting kicker, Sakoda became the second player in the FWAA history (joining USC's Reggie Bush) to make first-team All-American at two positions. As a senior, he became just the second player ever named a Ray Guy and Lou Groza finalist in the same year. Sakoda was a three-time Mountain West Conference Special Teams Player of the Year (2006-08) and was named MWC Special Teams Player of the Week a league-record 12 times. During his career, he set most of Utah's kicking and punting records. His 308 career points broke a 76-year old school scoring record and his 57 career field goals broke the MWC record. He won numerous off-field awards as well, including a 2008 NCAA Top VIII citation. He was a 2008 CoSIDA first-team Academic All-American.

YEAR	G	PUNT	YDS	AVG	LONG	I20
2005	11	54	2002	37.1	52	22
2006	13	59	2598	44.0	75	30
2007	13	73	3231	44.3	67	28
2008	13	56	2357	42.1	81	24
Career	51	242	10188	42.1	81	104

YEAR	G	PAT	PCT	FG-A	PCT	LONG
2006	13	43-43	1.000	16-20	.800	45
2007	13	38-40	.943	19-22	.864	51
2008	13	56-57	.982	22-24	.917	53
Career	39	137-140	.978	57-66	.863	53



Louie Sakoda, 2007-08

INFORMATION

HERE'S UTAH

2017 OUTLOOK

PLAYER BIOS

COACHES & STAFF

SERIES HISTORY

2016 IN REVIEW

BOWL HISTORY

RECORD BOOK

FIRST-TEAM ALL-AMERICANS

INFORMATION

HERE'S UTAH

2017 OUTLOOK

PLAYER BIOS

COACHES & STAFF

SERIES HISTORY

2016 IN REVIEW

BOWL HISTORY

RECORD BOOK



Zane Beadles, 2009

68 ZANE BEADLES

Offensive Line
2005-09
2009 All-American



Offensive tackle Zane Beadles was a first-team All-American by the FWAA, College Football News and *Phil Steele* as a senior in 2009. He was a second-team Walter Camp and SI.com All-American, and made the *Sporting News*' third team. The four-year starter was a three-time all-conference selection, making the first team in 2008 and 2009, and the second team in 2007. Utah won 47 games (47-17) during his five years on the team—the second-most victories in a five-year span in school history. A finalist for the Lowe's Senior Class Award and Wuerffel Trophy, he was also a second-team 2009 ESPN The Magazine Academic All-American and one of just 12 football players to win an NCAA Postgraduate Scholarship. He served four years on Utah's Student-Athlete Advisory Committee (SAAC). He was a second-round draft pick of the Denver Broncos in 2010, where he started for four seasons, including the 2013 Super Bowl, before signing with Jacksonville.

1 SHAKY SMITHSON

Punt Returner
2009-10
2010 All-American



After leading the nation in punt return average (19.1) and punt return yards (572) as a senior in 2010, Shaky Smithson was named a first-team All-American by the Walter Camp Foundation. Smithson, who also played wide receiver, was a first-team All-America all-purpose back by Scout/FoxSports.com. His other All-America accolades included second-team Phil Steele and CBSSports.com, third-team Rivals.com and honorable mention SI.com. The only player in Utah history to reach 500 yards in punt returns in a single season, his 572 yards set an MWC record. He averaged 44.0 yards per game in punt returns and was the only player in the country with four 100-yard punt return games: 145 vs. Iowa State, 140 vs. New Mexico, 128 vs. UNLV, 111 vs. Wyoming. He returned a punt for a touchdown in back-to-back weeks against UNLV and New Mexico and made it to the 2-yard line against Iowa State. He also led Utah with 21 kickoff returns for 507 yards (24.1 average) and was named the MWC Special Teams Player of the Week three times.

YEAR	PR	YDS	AVG	TD	LONG
2009	13	123	9.5	0	40
2010	30	572	19.1	2	78
Career	43	695	16.2	2	78

14 REGGIE DUNN

Kick Returner
2010-12
2012 All-American



After shattering several NCAA kickoff return records, Reggie Dunn was named a first-team All-American by *Athlon*, ESPN and CBSSports.com. He was a second-team All-American by Scout.com/FoxSportsNext.com and honorable mention by SI.com. He also received the 2012 College Football Performance Award (CFPA) Kickoff Returner Trophy and was selected to the All-Pac-12 Conference first team. Dunn had more 100-yard kick return touchdowns than any player in NCAA history in a game (2), season (4) and career (5). Against Cal in 2012, he set NCAA single-game marks for most 100-yard kickoff returns (2), kick returns any distance for a touchdown (2) and kick return average (74.0). His 51.3 yard season average would have easily led the nation had he met the minimum of 1.2 returns per game, but he had only 10 returns—

four of which he turned into touchdowns. He was the Pac-12 Special Teams Player of the Week against California and Washington State and was also named the CFPA National Special Teams Player of the Week in those games.

YEAR	KOR	YDS	AVG	TD	LONG
2010	12	355	29.6	1	100
2011	26	614	23.6	0	45
2012	10	513	51.3	4	100
Career	48	1482	30.9	5	100

92 STAR LOTULELEI

Defensive Tackle
2010-12
2012 All-American



Defensive tackle Star Lotulelei made six All-America teams as a senior in 2012, including first-team Associated Press (becoming only the second Utah defensive lineman ever to make the A.P. first team), Walter Camp, *Athlon Sports* and Scout.com/FoxSportsNext.com. He was a second-team All-American by *Phil Steele* and CBSSports.com. Lotulelei was a first-team All-Pac-12 selection in both 2011 and 2012 and won the 2011 Morris Trophy, which is awarded to the Pac-12's best defensive lineman by vote of the league's starting offensive linemen. He was named the Most Valuable Lineman in the 2011



Star Lotulelei, 2012



FIRST-TEAM ALL-AMERICANS

Sun Bowl. Despite facing double or triple teams on virtually every play his last two seasons, he recorded 22.5 tackles for loss, seven sacks, five fumble recoveries and four forced fumbles in his three-year career. The Carolina Panthers selected him in the first round of the 2013 NFL Draft with the 14th overall pick.

YEAR	G/GS	UT	AT	TOT	TFL	SACK
2010	13/3	7	14	21	2.5-6	0.5-3
2011	13/13	16	28	44	9.0-26	1.5-12
2012	12/12	25	17	42	11.0-34	5.0-24
Career	38/28	48	59	107	22.5-66	7.0-39

8 NATE ORCHARD

Defensive End
2011-14
2014 All-American



Nate Orchard won the Ted Hendricks Award as the nation's top defensive end and was named to 10 All-America teams in 2014 after leading the nation in sacks per game (1.46) and finishing second in total sacks (18.5). He was named a first-team All-American by Walter Camp, FWAA, ESPN.com, Phil Steele, Scout.com and SB Nation and was second team AP, *Sporting News*, *USA Today* and FOXSports.com. Also first-team All-Pac-12 in 2014, he won the Morris Award, recognizing him as the Pac-12's best defensive lineman as chosen by the league's starting offensive linemen. He played in all 50 games in his four-year career (2011-14) with 36 starts and finished his career tied for third in school history in career sacks (25) and second in career tackles for loss (38.5) and forced fumbles (8). He went to the Cleveland Browns in the second round of the 2015 NFL Draft.

YEAR	G/GS	UT	AT	TOT	TFL	SACK
2011	13/0	3	1	4	0-0	0-0
2012	12/11	29	19	48	8.5-50	3.0-22
2013	12/12	22	28	50	9.0-33	3.5-18
2014	13/13	54	30	84	21-123	18.5-118
Career	50/36	108	78	186	38.5-206	25-158

8 KAELIN CLAY

Return Specialist
2014
2014 All-American



Kaelin Clay made four All-America teams as a return specialist in his only season at Utah, including first team *Sporting News*, CBSSports.com and FOXSports.com, and second team Scout.com. Clay, who was also the first-team All-Pac-12 return specialist, won the College

Football Performance Awards (CFPA) Punt Returner Trophy. He tied for first in the nation in punt returns for touchdowns (3) and total returns for touchdowns (4, including 1 kickoff). He led the Pac-12 and ranked fourth in the nation in punt return average (15.0). In his first game, he was named Pac-12 Special Teams Player of the Week after two returns for touchdowns (a 46-yard punt return and a 100-yard kickoff return) against Idaho State. Clay also started at receiver and was selected by Tampa Bay in the sixth round of the 2015 NFL Draft.

YEAR	G/GS	REC	YDS	AVG	TD	LONG
2014	13/10	43	523	12.2	4	78

YEAR	G	PR	YDS	AVG	TD	LONG
2014	13	23	346	15.0	3	66

YEAR	G	KOR	YDS	AVG	TD	LONG
2014	13	22	548	24.9	1	100

33 TOM HACKETT

Punter
2012-15
2014 Consensus All-American
2015 Consensus All-American



Tom Hackett was a two-time Ray Guy Award winner (2014-15) as the country's best punter and the first Ray Guy Award winner in Utah and Pac-12 history. He was also Utah's first two-time consensus All-American (unanimous in 2015). Over his career, Hackett was named to the first team by all five of the organizations that determine the consensus All-America team and was a two-time first-team selection by four of them (Walter Camp, Associated Press, AFCA and FWAA). He made a total of 14 All-America first teams his junior and senior seasons. A three-time first-team All-Pac-12 punter, Hackett was the only Ute player named to the Pac-12 All-Century Football Team. He finished with school career records for punts (242), punt yards (10,933) and punts of 50+ yards (68). He set school single-season marks for punts (80) and punt yards (3,736). He placed 43.8% of his career punts inside the 20 (106-of 242) and had just 26 touchbacks in 242 punts.

YEAR	PUNT	YDS	AVG	I20	50+	LONG
2012	25	972	38.9	15	1	58
2013	76	3300	43.4	27	19	70
2014	80	3736	46.7	36	25	70
2015	61	2925	48.0	28	23	76
Career	242	10933	45.2	106	68	76



Tom Hackett, 2014-15

33 MITCH WISHNOWSKY


Punter
2016-present
2016 Consensus All-American



In his first NCAA season, Mitch Wishnowsky was named a unanimous consensus All-American and received the Ray Guy Award as the nation's top punter. He earned first-team All-America honors from Walter Camp, AP, AFCA, FWAA and *Sporting News* and was also a first-team All-American by ESPN.com, *Sports Illustrated*, *USA Today*, Fox Sports.com, Pro Football Focus, Phil Steele and SB Nation. The first-team All-Pac-12 selection led the nation in net punting (44.63) and ranked second nationally in punt average (47.7) with 64 punts for 3,053 yards. He led the nation and set a school record for most 50+ yard punts in a season (30). Wishnowsky also led the nation in punts inside the 10-yard line (17) and was second nationally in both punts inside the 20-yard line (34) and percentage of punts inside the 20 (53.13%, 34-of-64).

YEAR	PUNT	YDS	AVG	I20	50+	LONG
2016	64	3053	47.7	34	30	66

FIRST-TEAM ALL-CONFERENCE



Roy Jefferson earned All-WAC honors twice, including the 1964 season when he helped lead the Utes to a 9-2 record and the Liberty Bowl.

ALL-SKYLINE CONFERENCE

- 1938 . . . Bruce Balkan, E
Leonard McGarry, T
Ernest Baldwin, C
Paul Snow, HB
- 1939 . . . Paul Bogden, E
Luke Pappas, T
Rex Geary, G
Bill Swan, QB
- 1940 . . . Carlos Soffe, E
Floyd Spendlove, T
Rex Geary, G
Izzy Spector, HB
- 1941 . . . Floyd Spendlove, T
Izzy Spector, HB
- 1942 . . . LeGrande Gregory, E
Brigham Gardner, T
Burt Davis, C
Dewey Nelson, HB
- 1946 . . . Dewey Nelson, HB
- 1947 . . . Bernard Hafen, E
Bill Angelos, G
Cannon Parkinson, QB
Frank Nelson, FB
- 1948 . . . Bernard Hafen, E
Tally Stevens, E
Wally Nalder, G
Bob Summerhays, FB

- 1949 . . . Wally Nalder, G
- 1950 . . . Dave Cunningham, QB
George Bean, FB
- 1951 . . . Charles Kalani, G
Tom Dublinski, QB
Weston Gardner, LB
- 1952 . . . Robert Morris, E
Ray Westort, G
Don Rydalch, QB
Don Peterson, HB
Jim Dublinski, T
Frank Branham, S
- 1953 . . . Dick Bubak, E
James Durrant, G
Don Rydalch, QB
Don Peterson, FB
- 1955 . . . Louis Mele, HB
Herb Nakkam, HB
- 1956 . . . Larry Amizich, T
Chester Franklin, G
- 1957 . . . Evert Jones, T
John Ursec, C
Lee Grosscup, QB
Stuart Vaughn, HB
Merrill Douglas, FB
- 1958 . . . Lee Grosscup, QB
- 1959 . . . Larry Wilson, HB
Monk Bailey, FB
- 1960 . . . Thornton Peterson, T
Tony Polychronis, G
Edward Pine, C
- 1961 . . . Marv Fleming, E
Edward Pine, C

ALL-WESTERN ATHLETIC CONFERENCE

- 1962 . . . Dave Costa, OT
- 1963 . . . Roy Jefferson, SE
Gary Hertzfeldt, QB
- 1964 . . . Roy Jefferson, SE
Mel Carpenter, OT
Ron Coleman, HB
Allen Jacobs, FB
- 1965 . . . Mike Butera, TE
John Stipech, OT
Pat McKissick, C
- 1966 . . . John Stipech, DT
- 1967 . . . Norm Chow, OG
Norm McBride, DE
- 1968 . . . Louis (Speedy) Thomas, SE
Norm McBride, DE
- 1969 . . . Dale Nosworthy, TE
Larry Stone, LB
Norm Thompson, S
- 1970 . . . Dale Nosworthy, TE
Gordon Jolley, OT
Norm Thompson, S
Marv Bateman, K
- 1971 . . . Marv Bateman, K
- 1972 . . . Bob Peterson, OT
Don Van Galder, QB
Fleming Jensen, PK
Bob Pritchett, DE
Bob Fratto, DT
- 1973 . . . Bill Powers, OG
Chuck Johanson, C
Steve Odom, FL/RS
- 1974 . . . John Huddleston, LB
- 1976 . . . Jack Steptoe, RS
- 1977 . . . Rick Partridge, P
Tom McNamara, PK
- 1978 . . . Jeff Lyall, DE
Tom Krebs, OG
Rick Partridge, P
- 1979 . . . Lewis Walker, RB
Jeff Griffin, DB
Tony Lindsay, RB
- 1980 . . . Dean Miraldi, DG
Jeff Griffin, DB
Steve Clark, DT
- 1981 . . . Steve Clark, DT
Jack Campbell, OT
Wayne Jones, OG
Del Rodgers, RB
Bill Gompf, LB
Tony Reed, DB
Gilbert Alvarez, PK
- 1982 . . . Carl Monroe, RB
Lonnie Lawson, DB
- 1983 . . . Jeff Reyes, DE
- 1984 . . . Danny Huey, WR
Carlton Walker, OG
Eddie Johnson, RB
Mark Blosch, LB
Filipo Mokofisi, LB
Peter Owens, NG
Erroll Tucker, RS
- 1985 . . . Erroll Tucker, RS, DB
Kevin Reach, OG



Kevin Dyson earned All-WAC honors in 1996 and 1997 before embarking on a six-year career in the NFL.

FIRST-TEAM ALL-CONFERENCE



Derrick Shelby had a team-high 10 tackles for loss and was named first-team All-Pac-12 in 2011, Utah's first year in the conference.

- 1986 . . . Loren Richey, WR
Dave Cullity, OT
Eddie Johnson, RB
- 1987 . . . Eric Jacobsen, DB
- 1988 . . . Carl Harry, WR
Dennis Smith, TE
- 1990 . . . Anthony Davis, LB
Sean Knox, DB
- 1991 . . . Bryan Rowley, WR
Jimmy Bellamy, DL
Anthony Davis, LB
LaVon Edwards, DB
- 1992 . . . Luther Elliss, DE
- 1993 . . . Luther Elliss, DE
Lance Scott, OC
- 1994 . . . Luther Elliss, DT
Mark Rexford, LB
Kareem Leary, DB
Ernest Boyd, DB
Lance Scott, OC
Curtis Marsh, WR
Anthony Brown, OT
- 1995 . . . Harold Lusk, DB
- 1996 . . . Kevin Dyson, WR
Chris Fuamatu-Ma'afala, RB
Harold Lusk, DB
- 1997 . . . Kevin Dyson, WR/ST
Danny Davis, OG
Pene Talamaivao, DL
Phil Glover, LB
Clarence Lawson, DB
- 1998 . . . Daniel Jones, WR
Mike Anderson, RB
John Frank, DL
Kautai Olevao, LB
Robert Love, DB

ALL-MOUNTAIN WEST CONFERENCE

- 1999 . . . Mike Anderson, RB
John Frank*, DL
Luis Park, OL
Steve Smith, RS
Kautai Olevao, LB
- 2000 . . . Doug Kaufusi, OL
Andre Dyson, DB
Kautai Olevao, LB
- 2001 . . . Doug Kaufusi, OL
Garrett Smith, DL
Jason Kaufusi, DL
Sheldon Deckart, LB
- 2002 . . . Jordan Gross, OL
Jason Kaufusi, DL
Garrett Smith, DL
Antwoine Sanders, DB
- 2003 . . . Ben Moa, TE
Josh Savage, DL
Paris Warren, WR
- 2004 . . . Alex Smith*, QB
Morgan Scalley*, DB
Steve Savoy, WR
Chris Kemoeatu, OL
Steve Fifita, DL
Sione Pouha, DL
- 2005 . . . Eric Weddle*, DB
Dan Beardall, PK
Jesse Boone, OL
Steve Fifita, DL
Spencer Toone, LB

- 2006 . . . Eric Weddle*, DB
Tavo Tupola, OL
Kelly Talavou, DL
- 2007 . . . Louie Sakoda*, P
Martail Burnett, DL
Steve Tate, DB
- 2008 . . . Brian Johnson*, QB
Louie Sakoda*, K/P
Zane Beadles, OL
Robert Conley, OL
Paul Kruger, DL
Brice McCain, DB
Sean Smith, DB
- 2009 . . . Zane Beadles, OL
David Reed, WR
Eddie Wide, RB
Robert Johnson, DB
Koa Misi, DL
Stevenson Sylvester, LB
- 2010 . . . Christian Cox, DL
Joe Phillips, K
Caleb Schlauderarr, OL
Zane Taylor, OL

* Player of the Year

ALL-PAC-12 CONFERENCE

- 2011 . . . Tony Bergstrom, OL
Star Lotulelei, DL +
Derrick Shelby, DL
- 2012 . . . Reggie Dunn, KR
Star Lotulelei, DL
- 2013 . . . Trevor Reilly, DL
Tom Hackett, P
- 2014 . . . Devontae Booker, RB
Nate Orchard, DL +
Andy Phillips, K
Tom Hackett, P
Kaelin Clay, RS
- 2015 . . . Tom Hackett, P
Lowell Lotulelei, DL
Gianni Paul, LB
Marcus Williams, DB
- 2016 . . . Garrett Bolles, OL
Hunter Dimick, DL
Mitch Wishnowsky, P

+ Morris Award winner



Trevor Reilly earned first-team All-Pac-12 recognition in 2013 while leading Utah's defense with 97 tackles, 16 tackles for loss and 8.5 sacks.

NOTABLE NUMBERS




No. 3, Brian Johnson, QB

- 1 . . . Kevin Dyson, WR
Jeff Griffin, DB
Brice McCain, DB
Shaky Smithson, WR/RS
Bob Summerhays, FB
- 2 . . . Bill Swan, QB
Erroll Tucker, DB/RS
- 3 . . . Ernest Boyd, DB
Brian Johnson, QB
Wally Nalder, G
- 4 . . . Kareem Leary, DB
Antwoine Sanders, DB
Sean Smith, DB
- 5 . . . Dave Cunningham, QB
Andre Guardi, PK
Lonnie Lawson, DB
- 6 . . . Chris Fuamatu-Ma'afala, RB
Steve Savoy, WR
Carlos Soffe, E
- 7 . . . Phil Glover, LB
Steve Smith, WR
- 8 . . . Kaelin Clay, WR/RS
Harold Lusk, DB
Ben Moa, TE
Nate Orchard, DE
- 9 . . . Henry Lusk, TE/SB
Trevor Reilly, DL
Spencer Toone, LB

- 10 . . Scooter Longmire, QB
Mike McCoy, QB
Tom McNamara, PK
Paul Snow, HB
Stevenson Sylvester, LB
- 11 . . "Pokey" Allen, QB
Lee Grosscup, QB
Carl Harry, WR
Paul Kruger, DL
Izzy Spector, HB
Alex Smith, QB
Lewis Walker, RB
- 12 . . Dave Dungan, QB
Mark Stevens, QB
- 13 . . Gil Alvarez, PK
Bruce Balkan, E
Gianni Paul, LB
- 14 . . Tom Dublinski, QB
Reggie Dunn, WR
Steve Marshall, DB
- 15 . . Gary Hertzfeltd, QB
- 16 . . David Reed, WR
Scott Robbins, DB
- 17 . . Robert Johnson, DB
Don Rydalch, QB
- 18 . . Curtis Marsh, WR
- 19 . . Ernest Baldwin, C
Scott Mitchell, QB
Rick Partridge, P
Bryan Rowley, WR
Don Van Galder, QB

- 20 . . Clarence Lawson, DB
Marcus Williams, DB
Luke Pappas, T
- 21 . . Andre Dyson, DB
Dan Marrelli, PK
Tony Reed, DB
Stuart Vaughn, HB
- 22 . . Mike Anderson, RB
Frank Branham, DB
LaVon Edwards, DB
Tony Lindsay, RB
- 23 . . Devontae Booker, RB
Sean Knox, DB
Loren Richey, WR
- 24 . . Eric Jacobsen, DB
Bernard McGarry, T
- 25 . . Ron Coleman, RB
Carl Monroe, RB
Steve Odom, RS
Morgan Scalley, DB
- 26 . . Paul Bolden, E
Louis Mele, HB
- 27 . . Max Pierce, HB
Tally Stevens, E
- 28 . . Floyd Spendlove, T
Steve Tate, DB
- 30 . . Frank Nelson, FB
Don Peterson, HB
Karl Schleckman, T
- 32 . . Jamal Anderson, RB
Eddie Johnson, RB
Eric Weddle, DB

- 33 . . Bill Angelos, G
Monk Bailey, FB
Tom Hackett, P
Del Rodgers, RB
Mitch Wishnowsky, P
- 34 . . Sam Baldwin, RB



No. 10, Mike McCoy, QB

- 35 . . Robert Love, DB
Louie Sakoda, PK/P
- 36 . . George Bean, FB
Merrill Douglas, FB
Allen Jacobs, FB
Eddie Wide, RB
- 39 . . Andy Phillips, K
Joe Phillips, K
- 41 . . Koa Misi, DE
Larry Wilson, HB
- 42 . . Charlie Smith, TB
- 43 . . Anthony Davis, LB
Kautai Olevao, LB
Jack Steptoe, RS
Norm Thompson, DB
- 44 . . Jerry Overton, HB
Craig Smith, P
Josh Savage, DE
- 45 . . Jack Cross, FB
Bernard Hafen, E
Herb Nakkan, HB
- 46 . . Filipino Mokofisi, DE



No. 32, Jamal Anderson, RB

INFORMATION

HERE'S UTAH

2017 OUTLOOK

PLAYER BIOS

COACHES & STAFF

SERIES HISTORY

2016 IN REVIEW

BOWL HISTORY

RECORD BOOK

NOTABLE NUMBERS

- 47 . . Frank Christensen, FB
Fred Graves, SE
Cannon Parkinson, QB
- 48 . . Dan Beardall, PK
- 49 . . Hunter Dimick, DL
Ray Geary, G
- 50 . . Pat McKissick, C
Larry Stone, LB
- 52 . . Chuck Johanson, C
- 54 . . Sheldon Deckart, LB
John Urses, C



No. 70, Tony Bergstrom, OL


- 55 . . Ed Pine, C
Mark Rexford, LB
- 56 . . Tom Krebs, OG
Lance Scott, C
- 57 . . Weston Gardner, LB
- 58 . . John Huddleston, LB
- 59 . . Jimmy Bellamy, DL
Chad Folk, C
Doug Kaufusi, OL
- 60 . . Mark Blosch, LB
Bill Gompf, LB
Jack Johnson, T
Charles Kalani, G
- 61 . . Peter Owens, NG

- 63 . . Garrett Smith, DL
- 64 . . Dean Miraldi, OG
Lynn Stiles, G
- 65 . . Manny Fernandez, DT
Chester Franklin, G
Wayne Jones, OG
- 66 . . Robert Conley, OG
- 68 . . Zane Beadles, OT
Norm Chow, OG
Jim Durrant, OG
Daryl Haley, OG
Chris Kemoeatu, OG
Bill Powers, OG
- 69 . . Jordan Gross, OT
Tony Polychronis, OG
Ray Westort, OG
- 70 . . Tony Bergstrom, OL
Danny Davis, OG
James Hansen, OT
Bob Peterson, OT
- 71 . . Larry Amizch, T
Mel Carpenter, OT
- 72 . . Garrett Bolles, OL
Gary Keller, DT
Kevin Reach, OG
Pete Reihlman, T
Caleb Schlauderaff, OG
John Stipech, DT
- 73 . . Gordon Jolley, DT
Jeff Lyall, DE



No. 72, Garrett Bolles, OL

- 75 . . Don Henderson, T
- 74 . . Anthony Brown, OT
Dave Cullity, OT
Bob Fratto, DT
- 76 . . Jack Campbell, OT
Ralph Orson, OL
Luis Park, OL
Carlton Walker, OG
- 77 . . Dave Costa, T
Jim Dublinski, T
Gregg Kent, T
Zane Taylor, OT
- 78 . . Norm McBride, DE
Tavo Tupola, OL
- 79 . . Jesse Boone, OL
Evert Jones, T
Ken Peterson, T
Ron Rydalch, DT
- 80 . . Danny Huey, WR
Roy Jefferson, E
Daniel Jones, WR
Craig McEwen, UB
Robert Morris, E
Dale Nosworthy, TE
Bob Pritchett, DE
Dennis Smith, TE
- 81 . . Marv Bateman, K/P
- 82 . . Jerry Liston, E
Paris Warren, WR



No. 83, George Seifert, E

- 83 . . Luther Ellis, DL
Steve Folsom, TE
George Seifert, E
- 84 . . Dick Graham, SE
Speedy Thomas, SE
- 86 . . Jason Kaufusi, DL
Gary Kerl, DE
- 87 . . Marv Fleming, E
Orville Nellestein, E
- 89 . . Dick Bubak, E
- 90 . . Mike Butera, TE
Fleming Jensen, PK
Sione Pouha, DT
Jeff Reyes, DE
Derrick Shelby, DE
- 92 . . Star Lotulelei, DT
- 93 . . Martail Burnett, DE
John Frank, DE
Lowell Lotulelei, DT
- 94 . . Christian Cox, DE
Steve Fifita, DT
- 98 . . Kelly Talavou, DT
- 99 . . Steve Clark, DT

NFL DRAFT PICKS BY ROUND

FIRST ROUND

1959	Lee Grosscup, No. 10 (N.Y. Giants)
1971	Norm Thompson, No. 17 (St. Louis)
1995	Luther Elliss, No. 20 (Detroit)
1998	Kevin Dyson, No. 16 (Tennessee)
2003	Jordan Gross, No. 8 (Carolina)
2005	Alex Smith, No. 1 (San Francisco)
2013	Star Lotulelei, No. 14 (Carolina)
2017	Garett Bolles, No. 20 (Denver)

SECOND ROUND

1962	Ed Pine (San Francisco)
1965	Roy Jefferson (Pittsburgh)
1981	Dean Miraldi (Philadelphia)
1982	Darryl Haley (New England)
2001	Andre Dyson (Tennessee)
2006	Eric Weddle (San Diego)
2009	Paul Kruger (Baltimore)
2009	Sean Smith (Miami)
2010	Zane Beadles (Denver)
2010	Koa Misi (Miami)
2015	Eric Rowe (Philadelphia)
2015	Nate Orchard (Cleveland)
2017	Marcus Williams (New Orleans)

THIRD ROUND

1963	Dave Costa (Oakland)
1969	Louis "Speedy" Thomas (Cincinnati)
1973	Marv Bateman (Dallas)
1981	Jeff Griffin (St. Louis)
1982	Del Rodgers (Green Bay)
2001	Steve Smith (Carolina)
2002	Cliff Russell (Washington)
2005	Sione Pouha (New York Jets)
2012	Tony Bergstrom (Oakland Raiders)
2015	Jeremiah Poutasi (Tennessee)

FOURTH ROUND

1944	George Betteridge (Detroit)
1949	Bob Summerhays (Green Bay)
1968	Charlie Smith (Oakland)
1969	Norman McBride (Miami)
1990	Scott Mitchell (Miami)
1994	Kurt Haws (Washington)
2002	Ed Ta'amu (Minnesota)
2007	Paul Soliai (Miami)
2014	Keith McGill (Oakland)
2016	Devontae Booker (Denver)
2017	Joe Williams (San Francisco)

FIFTH ROUND

1946	Gay Adelt (Washington)
1956	Herb Nakken (Los Angeles)
1967	Richard Tate (Green Bay)
1974	Steve Odom (Green Bay)
1984	Andy Parker (L.A. Raiders)
1986	Erroll Tucker (Pittsburgh)
1995	Lance Scott (Arizona)
2010	Robert Johnson (Tennessee)
2010	David Reed (Baltimore)
2010	Stevenson Sylvester (Pittsburgh)
2011	Brandon Burton (Minnesota)
2017	Isaac Asiata (Miami)
2017	Brian Allen (Pittsburgh)
2017	J.J. Dielman (Cincinnati)

SIXTH ROUND

1938	Karl Schleckman (Detroit)
1939	Bernie McGarry (Cleveland Rams)
1958	Merrill Douglas (Chicago)
1982	Jack Campbell (Seattle)
1998	Chris Fuamatu-Ma'afala (Pittsburgh)

2000	John Frank (Philadelphia)
2000	Mike Anderson (Denver)
2003	Lauvale Sape (Buffalo)
2005	Chris Kemoeatu (Pittsburgh)
2009	Brice McCain (Houston)
2011	Caleb Schlauderaff (Green Bay)
2015	Kaelin Clay (Tampa Bay)
2017	Sam Tevi (San Diego)
2017	Pita Taumoepeanu (San Francisco)

SEVENTH ROUND

1952	Wes Gardner (Detroit)
1954	Jack Cross (Detroit)
1960	Larry Wilson (St. Louis)
1965	Gregg Kent (Oakland Raiders)
1965	Frank Roy (St. Louis)
1994	Jamal Anderson (Atlanta)
1995	Curtis Marsh (Jacksonville)
1995	Bronzell Miller (St. Louis)
1996	Henry Lusk (New Orleans)
1999	Phil Glover (Tennessee)
2000	Richard Seals (New York Jets)
2003	Antwoine Sanders (Baltimore)
2005	Jonathan Fanene (Cincinnati)
2005	Paris Warren (Tampa Bay)
2006	Quinton Ganther (Tennessee)
2006	Spencer Toone (Tennessee)
2007	Freddie Brown (Cincinnati)
2010	R.J. Stanford (Carolina)
2013	Joe Kruger (Philadelphia)
2014	Trevor Reilly (New York Jets)

EIGHTH ROUND

1942	Floyd Spendlove (Pittsburgh)
1952	Tom Dublinski (Detroit)
1973	Bob Peterson (New Orleans)
1974	Ron Rydalch (N.Y. Jets)
1979	Rick Partridge (Green Bay)
1986	Filipo Mokofisi (New Orleans)

NINTH ROUND

1939	Paul McDonough (Pittsburgh Pirates)
1940	Luke Pappas (St. Louis)
1982	Steve Clark (Miami)

10TH ROUND

1940	Tom Pace (Chicago)
1964	Allen Jacobs (Green Bay)
1968	Jerome Lawson (Buffalo)
1968	Jack Gehrke (Kansas City)
1980	Lewis Walker (Washington)
1981	Steve Folsom (Miami)
1982	Wayne Jones (Miami)

11TH ROUND

1963	Marv Fleming (Green Bay)
1969	Gary Kerl (St. Louis)
1975	Ike Spencer (Minnesota)
1992	Anthony Davis (Houston)

12TH ROUND

1966	John Stipech (Washington)
1968	Bob Trumpy (Cincinnati)

13TH ROUND

1946	Reed Nostrum (Chicago)
1953	Ray Westort (Philadelphia)
1955	Don Henderson (Detroit)
1970	Dave Smith (Green Bay)
1974	Gary Keller (Minnesota)
1975	Willie Armstead (Cleveland)

14TH ROUND

1940	Pete Bogden (Los Angeles)
1961	Ken Peterson (Minnesota)
1965	Frank Andruski (San Francisco)
1970	Ray Groth (St. Louis)
1974	Don Van Galder (Washington)

15TH ROUND

1942	Mac Speedie (Detroit)
1946	Stan Stapley (New York Giants)
1963	Jerry Overton (Dallas)
1967	Robert Woodson (Oakland)

16TH ROUND

1954	Charlie Grant (Philadelphia)
1964	Andrew Ireland (Green Bay)
1971	Billy Hunter (Buffalo)
1972	Gordon Longmire (Dallas)
1976	John Huddleston (Denver)

17TH ROUND

1953	George Bean (Cleveland)
1961	Terry Nofsinger (Pittsburgh)
1971	Gordon Jolley (Detroit)

18TH ROUND

1943	Bert Davis (Los Angeles)
1960	Tony Polychronis (N.Y. Giants)

19TH ROUND

1946	Lawrence Mauss (Philadelphia)
1948	Barney Hafen (Detroit)
1954	Don Rydalch (Pittsburgh)

20TH ROUND

1948	Frank Nelson (Boston Yanks)
1950	Joe Tangaro (N.Y. Giants)
1954	Jim Durrant (Detroit)

21ST ROUND

1953	Jim Dublinski (Washington)
1958	Everett Jones (Pittsburgh)

22ND ROUND

1948	Tally Stevens (Pittsburgh)
1949	Gil Tobler (Detroit)

23RD ROUND

1951	Dave Cunningham (Yanks)
1958	Larry Fields (San Francisco)

24TH ROUND

1955	Max Pierce (St. Louis)
------	------------------------

26TH ROUND

1956	Jack Kammerman (Cleveland)
------	----------------------------

27TH ROUND

1944	Nick Pappas (Washington)
------	--------------------------

30TH ROUND

1946	Tom Panos (Detroit)
1947	Ralph Olsen (Green Bay)

31ST ROUND

1945	Bill Broderick (New York Giants)
------	----------------------------------

32ND ROUND

1943	Woody Peterson (Chicago)
------	--------------------------

NFL DRAFT PICKS BY TEAM

ARIZONA/CHICAGO/ST. LOUIS CARDINALS

- 1940 Luke Pappas, 9th Round
- 1955 Max Pierce, 24th Round
- 1960 Larry Wilson, 7th Round
- 1965 Frank Roy, 7th Round
- 1969 Gary Kerl, 11th Round
- 1970 Ray Groth, 14th Round
- 1971 Norm Thompson, 1st Round, No. 17
- 1981 Jeff Griffin, 3rd Round
- 1995 Lance Scott, 5th Round

ATLANTA FALCONS

- 1994 Jamal Anderson, 7th Round

BALTIMORE RAVENS

- 2003 Antwoine Sanders, 7th Round
- 2009 Paul Kruger, 2nd Round
- 2010 David Reed, 5th Round

BOSTON/NEW YORK YANKS

- 1948 Frank Nelson, 20th Round
- 1951 Dave Cunningham, 23rd Round

BUFFALO BILLS

- 1968 Jerome Lawson, 10th Round
- 1971 Billy Hunter, 16th Round
- 2003 Lauvale Sape, 6th Round

CAROLINA PANTHERS

- 2001 Steve Smith, 3rd Round
- 2003 Jordan Gross, 1st Round, No. 8
- 2010 R.J. Stanford, 7th Round
- 2013 Star Lotulelei, 1st Round, No. 14

CHICAGO BEARS

- 1940 Tom Pace, 10th Round
- 1943 Woody Peterson, 32nd Round
- 1946 Reed Nostrum, 13th Round
- 1958 Merrill Douglas, 6th Round

CINCINNATI BENGALS

- 1968 Bob Trumpy, 12th Round
- 1969 Louis Thomas, 3rd Round
- 2005 Jonathan Fanene, 7th Round
- 2009 Freddie Brown, 7th Round
- 2017 J.J. Dielman, 5th Round

CLEVELAND BROWNS

- 1953 George Bean, 17th Round
- 1956 Jack Kammerman, 26th Round
- 1975 Willie Armstead, 13th Round
- 2015 Nate Orchard, 2nd Round

DALLAS COWBOYS

- 1963 Jerry Overton, 15th Round
- 1972 Gordon Longmire, 16th Round
- 1973 Marv Bateman, 3rd Round

DENVER BRONCOS

- 1976 John Huddleston, 16th Round
- 2000 Mike Anderson, 6th Round
- 2010 Zane Beadles, 2nd Round
- 2016 Devontae Booker, 4th Round
- 2017 Garrett Bolles, 1st Round, No. 20

DETROIT LIONS

- 1938 Karl Schleckman, 6th Round
- 1942 Mac Speedie, 15th Round
- 1944 George Betteridge, 4th Round
- 1946 Tom Panos, 30th Round
- 1948 Barney Hafen, 19th Round
- 1949 Gil Tobler, 22nd Round
- 1952 Wes Gardner, 7th Round

- 1952 Tom Dublinski, 8th Round
- 1954 Jack Cross, 7th Round
- 1954 Jim Durrant, 20th Round
- 1955 Don Henderson, 13th Round
- 1971 Gordon Jolley, 17th Round
- 1995 Luther Ellis, 1st Round, No. 20

GREEN BAY PACKERS

- 1947 Ralph Olsen, 32nd Round
- 1949 Bob Summerhays, 4th Round
- 1963 Marv Fleming, 11th Round
- 1964 Allen Jacobs, 10th Round
- 1964 Andrew Ireland, 16th Round
- 1967 Richard Tate, 5th Round
- 1970 Dave Smith, 13th Round
- 1974 Steve Odom, 5th Round
- 1979 Rick Partridge, 8th Round
- 1982 Del Rodgers, 3rd Round
- 2011 Caleb Schlauderaff, 6th Round

HOUSTON TEXANS

- 2009 Brice McCain, 6th Round

JACKSONVILLE JAGUARS

- 1995 Curtis Marsh, 7th Round

KANSAS CITY CHIEFS

- 1968 Jack Gehrke, 10th Round

LOS ANGELES/SAN DIEGO CHARGERS

- 2006 Eric Weddle, 2nd Round
- 2017 Sam Tevi, 6th Round

LOS ANGELES/ST. LOUIS/CLEVELAND RAMS

- 1939 Bernie McGarry, 6th Round
- 1940 Pete Bogden, 14th Round
- 1943 Bert Davis, 18th Round
- 1956 Herb Nakken, 5th Round
- 1995 Bronzell Miller, 7th Round

MIAMI DOLPHINS

- 1969 Norman McBride, 4th Round
- 1981 Steve Folsom, 10th Round
- 1982 Steve Clark, 9th Round
- 1982 Wayne Jones, 10th Round
- 1990 Scott Mitchell, 4th Round
- 2007 Paul Soliai, 4th Round
- 2009 Sean Smith, 2nd Round
- 2010 Koa Misi, 2nd Round
- 2017 Isaac Asiata, 5th Round

MINNESOTA VIKINGS

- 1961 Ken Peterson, 14th Round
- 1974 Gary Keller, 13th Round
- 1975 Ike Spencer, 11th Round
- 2002 Ed Ta'amu, 4th Round
- 2011 Brandon Burton, 5th Round

NEW ENGLAND PATRIOTS

- 1982 Darryl Haley, 2nd Round

NEW ORLEANS SAINTS

- 1973 Bob Peterson, 8th Round
- 1986 Filipo Mokofisi, 8th Round
- 1996 Henry Lusk, 7th Round
- 2017 Marcus Williams, 2nd Round

NEW YORK GIANTS

- 1945 Bill Broderick, 31st Round
- 1946 Stan Stapley, 15th Round
- 1950 Joe Tangaro, 20th Round
- 1959 Lee Grosscup, 1st Round, No. 10
- 1960 Tony Polychronis, 18th Round

NEW YORK JETS

- 1974 Ron Rydalch, 8th Round
- 2000 Richard Seals, 7th Round
- 2005 Sione Pouha, 3rd Round
- 2014 Trevor Reilly, 7th Round

OAKLAND/LOS ANGELES RAIDERS

- 1963 Dave Costa, 3rd Round
- 1965 Gregg Kent, 7th Round
- 1967 Robert Woodson, 15th Round
- 1968 Charlie Smith, 4th Round
- 1984 Andy Parker, 5th Round
- 2012 Tony Bergstrom, 3rd Round
- 2014 Keith McGill, 4th Round

PHILADELPHIA EAGLES

- 1946 Lawrence Mauss, 19th Round
- 1953 Ray Westort, 13th Round
- 1954 Charlie Grant, 16th Round
- 1981 Dean Miraldi, 2nd Round
- 2000 John Frank, 6th Round
- 2013 Joe Kruger, 7th Round
- 2015 Eric Rowe, 2nd Round

PITTSBURGH STEELERS/PIRATES

- 1938 Paul McDonough, 9th Round
- 1942 Floyd Spendlove, 8th Round
- 1948 Tally Stevens, 22nd Round
- 1954 Don Rydalch, 19th Round
- 1958 Everett Jones, 21st Round
- 1961 Terry Nofsinger, 17th Round
- 1965 Roy Jefferson, 2nd Round
- 1986 Erroll Tucker, 5th Round
- 1996 Chris Fuamatu-Ma'afala, 6th Round
- 2005 Chris Kemoeatu, 6th Round
- 2010 Stevenson Sylvester, 5th Round
- 2017 Brian Allen, 5th Round

SAN FRANCISCO 49ERS

- 1958 Larry Fields, 23rd Round
- 1962 Ed Pine, 2nd Round
- 1965 Frank Andruski, 14th Round
- 2005 Alex Smith, 1st Round, No. 1
- 2017 Joe Williams, 4th Round
- 2017 Pita Taumoepenu, 6th Round

SEATTLE SEAHAWKS

- 1982 Jack Campbell, 6th Round

TAMPA BAY BUCCANEERS

- 2005 Paris Warren, 7th Round
- 2015 Kaelin Clay, 6th Round

TENNESSEE TITANS/HOUSTON OILERS

- 1992 Anthony Davis, 11th Round
- 1998 Kevin Dyson, 1st Round, No. 16
- 1999 Phil Glover, 7th Round
- 2001 Andre Dyson, 2nd Round
- 2006 Quinton Ganther, 7th Round
- 2006 Spencer Toone, 7th Round
- 2010 Robert Johnson, 5th Round
- 2015 Jeremiah Poutasi, 3rd Round

WASHINGTON REDSKINS

- 1944 Nick Pappas, 27th Round
- 1946 Gay Adelt, 5th Round
- 1953 Jim Dublinski, 21st Round
- 1966 John Stipech, 12th Round
- 1974 Don Van Galder, 14th Round
- 1980 Lewis Walker, 10th Round
- 1994 Kurt Haws, 4th Round
- 2002 Cliff Russell, 3rd Round

UTES IN THE PROS

Year	Round	Pick	Name	Pos.	Team(s)
1925			Milt Romney	B	Chicago
1929			Marv Jonas	G	Brooklyn
1932			Jack Johnson	T	Detroit
1933			Win Croft	G	Brooklyn, Pittsburgh
1934			Frank Christensen	FB	Detroit
1935			Walt McDonald	C/LB	Brooklyn
1935			Aldo Richins	WB	Detroit
1938	6	46	Karl Schleckman	T	Detroit
1938	9	74	Paul McDonough	E	Pittsburgh
1939	6	43	Bernie McGarry	T	Cleveland Rams
1940	9	71	Luke Pappas	T	Chicago Cardinals
1940	10	87	Tom Pace	B	Chicago
1940	14	125	Pete Bogden	E	Cleveland Rams
1940			Fred Gehrke	HB	Cleveland Rams, L.A. Rams, Chicago Cardinals, San Francisco
1942	8	61	Floyd Spendlove	T	Pittsburgh
1942	15	135	Mac Speedie	E	Detroit, Cleveland
1943	18	165	Bert Davis	C	Cleveland Rams
1943	32	299	Woody Peterson	B	Chicago
1944	4	30	George Betteridge	B	Detroit
1944	27	281	Nick Pappas	T	Washington
1944			Wayne Clark	E	Detroit
1945	31	323	Bill Broderick	T	New York Giants
1946	5	39	Gay Adelt	B	Washington
1946	13	114	Reed Nostrum	T	Chicago
1946	15	135	Stan Stapley	T	New York Giants
1946	19	177	Lawrence Mauss	C	Philadelphia
1946	30	287	Tom Panos	G	Detroit
1947	32	297	Ralph Olsen	DE	Green Bay
1948	19	167	Bernard Hafen	E	Detroit
1948	20	179	Frank Nelson	B	Boston/N.Y. Yanks
1948	22	202	Tally Stevens	E	Pittsburgh
1949	4	34	Bob Summerhays	FB/LB	Green Bay
1949	22	212	Gil Tobler	B	Detroit
1950	20	254	Joe Tangaro	T	New York Giants
1951	23	275	Dave Cunningham	B	New York Yanks
1952	7	82	Wes Gardner	C	Detroit
1952	8	93	Tom Dublinski	QB	Detroit, N.Y. Giants, Denver
1953	13	153	Ray Westort	G	Philadelphia
1953	17	203	George Bean	B	Cleveland
1953	21	243	Jim Dublinski	C	Washington
1954	7	85	Jack Cross	B	Detroit
1954	16	189	Charlie Grant	C	Philadelphia
1954	19	223	Don Rydalch	B	Pittsburgh
1954	20	241	Jim Durrant	G	Detroit
1955	13	156	Don Henderson	T	Detroit
1955	24	278	Max Pierce	B	Chicago Cardinals
1956	5	53	Herb Nakken	B	Los Angeles Rams
1956	26	313	Jack Kammerman	E	Cleveland
1958	6	65	Merrill Douglas	RB	Chicago, Dallas, Philadelphia
1958	21	247	Everett Jones	G	Pittsburgh
1958	23	275	Larry Fields	B	San Francisco
1959	1	10	Lee Grosscup	QB	New York Giants
1960	7	74	Larry Wilson	DB	St. Louis Cardinals
1960	18	216	Tony Polychronis	T	New York Giants
1961	14	183	Ken Peterson	T	Minnesota
1961	17	230	Terry Nofsinger	QB	Pittsburgh, St. Louis Cardinals, Atlanta
1962	2	22	Ed Pine	LB	San Francisco, Pittsburgh
1963	3	29	Dave Costa	DL	Oakland Raiders, Buffalo, Denver, San Diego
1963	11	154	Marv Fleming	TE	Green Bay, Miami, Washington



Five-time Pro Bowl wide receiver Steve Smith concluded his 16-year NFL career in 2016.

Year	Round	Pick	Name	Pos.	Team(s)
1963	15	202	Jerry Overton	DB	Dallas
1964	10	139	Allen Jacobs	B	Green Bay, New York Giants
1964	16	223	Andrew Ireland	B	Green Bay
1964			Monk Bailey	DB	St. Louis Cardinals
1965	2	18	Roy Jefferson	WR	Pittsburgh, Baltimore, Washington
1965	7	92	Greg Kent	T	Oakland Raiders, Detroit
1965	7	96	Frank Roy	E	St. Louis Cardinals
1965	14	184	Frank Andruski	RB	San Francisco
1966	12	175	John Stipech	LB	Washington
1967	5	130	Richard Tate	DB	Green Bay
1967	15	384	Ben Woodson	RB	Oakland Raiders
1968	4	110	Charlie Smith	RB	Oakland Raiders, San Diego
1968	10	265	Jack Gehrke	WR	Kansas City, Cincinnati, Denver
1968	10	251	Jerome Lawson	DB	Buffalo
1968	12	301	Bob Trumby	TE	Cincinnati
1968			Manny Fernandez	DT	Miami
1968			Steve Molnar	FB	Saskatchewan
1969	3	57	Louis Speedy Thomas	WR	Cincinnati, New Orleans
1969	4	89	Norm McBride	LB	Miami
1969	11	279	Gary Kerl	LB	St. Louis Cardinals
1970	13	328	Dave Smith	RB	Green Bay
1970	14	345	Ray Groth	WR	St. Louis Cardinals
1970			Dale Nosworthy	TE	Saskatchewan
1971	1	17	Norm Thompson	DB	St. Louis Cardinals, Baltimore
1971	16	394	Billy Hunter	DB	Buffalo
1971	17	436	Gordon Jolley	OT	Detroit, Seattle
1971			David Walker	DB	Edmonton
1971			Gary Kerl	DE	Toronto
1971			Fred Graves	SE	Chicago
1972	3	78	Marv Bateman	P	Buffalo, Dallas
1972	16	416	Gordon Longmire	QB	Dallas Cowboys
1972			Bob Pritchett	DE	Saskatchewan
1973	8	185	Bob Peterson	OG	New Orleans

UTES IN THE PROS

Year	Round	Pick	Name	Pos.	Team(s)
1974	5	116	Steve Odom	WR	Green Bay, New York Giants
1974	8	197	Ron Rydaldch	DT	New York Jets, Chicago
1974	13	337	Gary Keller	DT	Minnesota
1974	14	361	Don Van Galder	QB	Washington
1975	11	285	Ike Spencer	RB	Minnesota
1975	13	317	Willie Armstead	WR	Cleveland, Calgary
1976	16	446	John Huddleston	LB	Denver, Oakland
1976			Ron Cherkas	DT	Saskatchewan
1978			Jack Steptoe	WR	San Francisco
1978			Tom Krebs	C	Calgary
1979	8	208	Rick Partridge	P	Green Bay, New Orleans, San Diego, Buffalo
1980	10	268	Lewis Walker	RB	Washington
1980			Tony Lindsay	RB	Toronto
1981	2	55	Dean Miraldi	G	Philadelphia, Denver, L.A. Raiders
1981	3	61	Jeff Griffin	DB	St. Louis Cardinals, Philadelphia
1981	10	261	Steve Folsom	TE	Miami, Philadelphia, N.Y. Giants, Dallas
1981			Roland Soloman	DB	Dallas, Buffalo, Denver
1982	2	55	Darryl Haley	OT	New England, Cleveland, Green Bay
1982	3	71	Del Rodgers	RB	Green Bay, San Francisco
1982	6	144	Jack Campbell	T	Seattle
1982	9	239	Steve Clark	DL	Miami
1982	10	276	Wayne Jones	T	Miami, L.A. Express (USFL), Minnesota
1982			Dan Doubiago	TE	L.A. Express (USFL), Kansas City
1982			Billy Gompf	LB	Boston Breakers (USFL)
1982			Floyd Hodge	WR	Atlanta
1982			Steve Cox	WR	Toronto
1983			Ray Elgaard	TE	Saskatchewan
1983			Carl Monroe	RB	San Francisco
1984	5	127	Andy Parker	TE	L.A. Raiders, San Diego
1984			Mark Stevens	QB	Montreal, San Francisco

Year	Round	Pick	Name	Pos.	Team(s)
1986	5	122	Erroll Tucker	DB	Pittsburgh, Buffalo
1986	8	200	Filipo Mokofofi	LB	New Orleans, British Columbia
1986			Greg Holder	WR	B.C. Lions
1986			Manny Hendrix	DB	Dallas
1987			Craig McEwen	TE	Washington, San Diego
1987			Kevin Reach	OL	San Francisco
1987			Reggie Richardson	DB	B.C. Lions
1989			Carl Harry	WR	Washington
1989			Dave Cullity	T	San Francisco
1989			Eddie Johnson	RB	Calgary
1989			Errol Martin	LB	Edmonton
1989			Joe Clausi	DL	Calgary
1990	4	93	Scott Mitchell	QB	Miami, Detroit, Baltimore, Cincinnati
1990			Dennis Smith	TE	Phoenix
1992	11	301	Anthony Davis	LB	Houston, Seattle, Kansas City, Green Bay, Baltimore
1993			Dave Chaytors	DL	Ottawa, British Columbia
1993			Ed Miller	DB	Edmonton
1994	4	105	Kurt Haws	TE	Washington
1994	7	201	Jamal Anderson	RB	Atlanta
1994			Greg Hooks	WR	Calgary
1994			Sean Williams	DB	Winnipeg
1995	1	20	Luther Elliss	DE	Detroit, Denver
1995	5	165	Lance Scott	OG	Arizona, N.Y. Giants, New England
1995	7	219	Curtis Marsh	WR	Jacksonville, Pittsburgh, Saskatchewan
1995	7	239	Bronzell Miller	DE	St. Louis Rams, Jacksonville
1995			Anthony Brown	T-G	Cincinnati, Pittsburgh
1996			Blaine Berger	DT	Arizona
1996	7	246	Henry Lusk	TE	New Orleans, Miami
1997			Mike McCoy	QB	San Francisco
1997			Chad Folk	C	Toronto
1997			Rocky Henry	WR	Calgary, B.C., Saskatchewan
1998	1	16	Kevin Dyson	WR	Tennessee, Carolina
1998	6	178	Chris Fuamatu-Ma'afala	RB	Pittsburgh, Jacksonville
1998			Armand Boglin	LB	Calgary
1998			Clarence Lawson	DB	Toronto
1998			Juan Johnson	RB	British Columbia, Toronto
1999			Barry Sims	OG	Oakland, San Francisco
1999	7	222	Phil Glover	LB	Tennessee, Indianapolis
2000	6	178	John Frank	DE	Philadelphia
2000	6	189	Mike Anderson	RB	Denver, Baltimore
2000	7	218	Richard Seals	DT	N.Y. Jets
2000			Pene Talamaivao	DL	San Diego, Ottawa
2000			Keith Embray	DE	Tennessee
2001	2	60	Andre Dyson	DB	Tennessee, Seattle, N.Y. Jets
2001	3	74	Steve Smith	WR	Carolina, Baltimore
2001			Andy Bowers	DE	Arizona
2002	3	87	Cliff Russell	WR	Washington, Cincinnati, Miami, Denver
2002	4	132	Ed Ta'amu	OG	Minnesota
2002			Dameon Hunter	RB	Baltimore
2002			Doug Kaufusi	DL	Saskatchewan
2002			Ma'ake Kemoeatu	DT	Baltimore, Carolina, Washington
2002			Yohance Scott	DB	Toronto
2003	1	8	Jordan Gross	OT	Carolina
2003	6	187	Lauvale Sape	DT	Buffalo
2003	7	258	Antwoine Sanders	DB	Baltimore, Hamilton
2003			Adam Tate	RB	Green Bay
2003			Garrett Smith	DL	Calgary
2003			Paris Jackson	WR	British Columbia, Ottawa, Edmonton



Alex Smith, the NFL's No. 1 overall pick in 2005, has led Kansas City to the playoffs in three of his four seasons with the Chiefs.

UTES IN THE PROS

Year	Round	Pick	Name	Pos.	Team(s)
2003			Sheldon Deckart	LB	Hamilton
2004			Arnold Parker	DB	Seattle, Hamilton
2004			Josh Savage	DE	Tampa Bay, Atlanta, Tennessee, New Orleans
2004			Ray Holdcraft	LB	Ottawa
2004			Thomas Herrion	OL	San Francisco
2005	1	1	Alex Smith	QB	San Francisco, Kansas City
2005	3	88	Sione Pouha	DT	New York Jets
2005	6	204	Chris Kemoeatu	OG	Pittsburgh
2005	7	225	Paris Warren	WR	Tampa Bay, New Orleans
2005	7	233	Jonathan Fanene	DE	Cincinnati, New England
2005			Corey Dodds	LB	Hamilton
2006	7	245	Spencer Toone	LB	Tennessee
2006	7	246	Quinton Ganther	RB	Tennessee, Washington, Seattle, Buffalo
2006			John Madsen	TE	Oakland, Cleveland
2006			Steve Fifita	DT	Miami
2006			Jesse Boone	OL	Cincinnati
2006			Travis LaTendresse	WR	Kansas City
2007	2	37	Eric Weddle	DB	San Diego, Baltimore
2007	4	108	Paul Soliai	DT	Miami, Atlanta, Carolina
2007			Brett Ratliff	QB	N.Y. Jets, Cleveland, Tennessee, Tampa Bay
2007			Kelly Talavou	DT	Seattle, Baltimore
2008			Martail Burnett	DE	Minnesota, San Francisco
2009	2	57	Paul Kruger	LB	Baltimore, Cleveland, New Orleans
2009	2	61	Sean Smith	DB	Miami, Kansas City, Oakland
2009	6	188	Brice McCain	DB	Houston, Pittsburgh, Miami, Tennessee
2009	7	252	Freddie Brown	WR	Cincinnati, Minnesota
2009			Louie Sakoda	P/PK	Saskatchewan, Winnipeg
2010	2	40	Koa Misi	LB	Miami
2010	2	45	Zane Beadles	OL	Denver, Jacksonville, San Francisco



Linebacker Koa Misi, taken in the second round of the NFL Draft in 2010, is entering his eighth season with the Miami Dolphins.

Year	Round	Pick	Name	Pos.	Team(s)
2010	5	148	Robert Johnson	DB	Tennessee
2010	5	156	David Reed	WR	Baltimore, Indianapolis, San Francisco
2010	5	166	Stevenson Sylvester	LB	Pittsburgh, Buffalo
2010	7	223	R.J. Stanford	DB	Carolina, Miami, Cincinnati
2011	5	139	Brandon Burton	DB	Minnesota, Buffalo, Cincinnati, Indianapolis
2011	6	179	Caleb Schlauderaff	OL	Green Bay, N.Y. Jets
2011			Matt Asiata	RB	Minnesota
2011			Sealver Siliga	DL	Denver, Seattle, New England, Seattle, Tampa Bay
2012	3	95	Tony Bergstrom	OL	Oakland, Houston, Arizona
2012			Tevita Finau	DL	Philadelphia, N.Y. Jets, Houston
2012			Derrick Shelby	DE	Miami, Atlanta
2013	1	14	Star Lotulelei	DT	Carolina
2013	7	212	Joe Kruger	DE	Philadelphia, Pittsburgh
2013			Sam Brenner	OL	Miami, Denver
2013			Reggie Dunn	WR	Pittsburgh, New England, Dallas
2013			Ryan Lacy	DB	Hamilton, Ottawa
2013			Tevita Stevens	OL	Washington
2013			John White	RB	Edmonton
2014	4	116	Keith McGill	DB	Oakland
2014	7	233	Trevor Reilly	LB	N.Y. Jets, Miami
2014			Anthony Denham	TE	Houston, Philadelphia
2014			Jake Murphy	TE	Oakland, Cincinnati
2014			Tenny Palepoi	DT	L.A. Chargers
2015	2	51	Nate Orchard	LB	Cleveland
2015	2	47	Eric Rowe	DB	Philadelphia, New England
2015	3	66	Jeremiah Poutasi	OL	Tennessee, Jacksonville
2016	4	136	Devontae Booker	RB	Denver
2015	6	184	Kaelin Clay	WR	Tampa Bay, Baltimore, Carolina
2015			Dres Anderson	WR	San Francisco, Chicago
2015			Brian Blechen	LB	Carolina
2016			Jason Fanaika	DE	Oakland, Washington, Pittsburgh
2016			Jared Norris	LB	Carolina
2016			Kendal Thompson	WR	Washington
2017	1	20	Garett Bolles	OT	Denver
2017	2	42	Marcus Williams	S	New Orleans
2017	4	121	Joe Williams	RB	San Francisco
2017	5	164	Isaac Asiata	OL	Miami
2017	5	173	Brian Allen	DB	Pittsburgh
2017	5	176	J.J. Dielman	OL	Cincinnati
2017	6	190	Sam Tevi	OT	L.A. Chargers
2017	6	202	Pita Taumoepenu	DE	San Francisco
2017			Hunter Dimick	DE	Jacksonville
2017			Chase Dominguez	SN	New Orleans
2017			Dominique Hatfield	DB	L.A. Rams
2017			Tim Patrick	WR	Baltimore
2017			Andy Phillips	K	Chicago
2017			Reggie Porter	DB	Indianapolis
2017			Pasoni Tasini	DT	Arizona
2017			Jason Thompson	S	New England
2017			Travis Wilson	TE	L.A. Rams

Bold indicates on roster as of May 24, 2017

ALL-TIME LETTERMEN

- A -

A'asa, Neli-2007-08-09-10
 Aalona, Makai-2002-03-04
 Abrams, Steve-1989-90-91-92
 Absher, Wade-1991
 Adams, Roger-1955
 Adams, Ron-1981-82-83
 Adams, Tom-1953-54
 Adelt, Gerhard (Gay)-1940-41
 Adelt, Horst-1940-41
 Afeaki, Kite-2004-05
 Afia, Phillip-2016
 Afu, Kava-1988-89-90
 Agbor, Mbe-1999-00
 Aiono, James-2010-11
 Aiono, Siaoisi-2012-13-14-15
 Akina, Ryan-1996-97
 Alba, Brian-1992-93
 Albers, Andrew-2014-15
 Aldridge, Randy-1989-90
 Alexander, Hugh-1988
 Allen, Bob-1952
 Allen, Brian-2013-14-15-16
 Allen, Daniel-1973-74
 Allen, Ernest-1963-64
 Allen, Jamal-1996-97-98
 Allen, Roy-1997-98
 Alley, Robert-1936-37-38
 Alston, Reggie-1991-92
 Alvarez, Gilbert-1980-81
 Alvey, Robert-1980
 Amizich, Larry-1955-56-57
 Ammons, Dennis-1967-68
 Anae, Bradlee-2016
 Andersen, Boo-2009-10-11-12
 Andersen, Gary-1985-86
 Anderson, Andy-1904-05-06-07
 Anderson, Brian-1988-89-90-91
 Anderson, Del Roy-1955
 Anderson, Dres-2011-12-13-14
 Anderson, Jamal-1992-93
 Anderson, James-1921
 Anderson, Jerome-1997-98

Anderson, John-1989-90
 Anderson, Mark-1978-79-80-81
 Anderson, Mike-1998-99
 Anderson, Wesley-1928
 Andrews, Jack-1967-68
 Andruski, Frank-1963-64
 Aneiro, Pete-2006
 Angell, Mark-1979
 Anglesey, Mike-1987-88-89-90
 Arceneaux, Anthony-2001
 Arceneaux, Darnell-1997-98-99-00
 Armstead, Willie-1972-73-74
 Armstrong, Jefferson-1917
 Arnett, Glen-1932-33-34
 Arntz, Dave-1953
 Arquette, Mitch-2004-05
 Ashby, Charles-1959-60-61
 Ashton, Willard-1911
 Asiata, Isaac-2013-14-15-16
 Asiata, Matt-2008-09-10
 Asiata, Shawn-2010-11
 Atkinson, Ray-1935-36
 Au, Brigham-2004
 Austin, Leo-1986-87
 Austin, Mike-2002
 Avery, Del-1936
 Ayers, Richard-1975-77-78-79

- B -

Bachhuber, Brian-1998-99-00
 Bacon, Omar-1995-96-98-99
 Bahr, Brooks-2000-01-02
 Bailey, Daniel-1967-68
 Bailey, Mike-1975-76-77-78
 Bailey, Monk-1958-59
 Bailey, Rickey-1976
 Baker, Stephen-1983-84-85-86
 Baker, Terry-1963-65-66
 Baldwin, Ernest-1936-37-38
 Baldwin, Sam-1975-76-79-80
 Balken, Bruce-1936-37-38
 Ballard, John-1996
 Barker, Gary-1967-68-69
 Barker, Howard-1912-13
 Barr, Donnie-1953-54-55
 Barrett, Daniel-1977-78
 Barrett, Ted-1942
 Barsness, Richard-1972-73-74
 Barton, Cody-2015-16
 Barton, Eva-1904-05-06
 Barton, Jackson-2015-16
 Barton, Mark-1990-91-92-93
 Bateman, Marvin-1969-70-71
 Battcher, Jeff-1981
 Bauer, Bob-1939
 Baulkman, Michael-1996
 Beadles, Zane-2006-07-08-09
 Bean, Bruce-1964-65-66
 Bean, George-1950-51-52
 Beard, Therman-1984-85
 Beardall, Dan-2005
 Beardall, Derek-2005
 Bearden, Dennis-1970-71
 Beatie, Hugh-1924
 Beck, Cal-1994-95-96
 Beckstead, Dan-1930-31-32
 Beckstead, Rex-1934
 Behling, Lincoln-1938
 Belczyk, Eugene-1970-71-72

Bell, Tyler-2015
 Bellamy, Jimmy-1990-91
 Bellock, Kurt L.-1969-70
 Belnap, Michael G.-1973-76
 Bendinger, Boo-1996-97-98-99
 Bennett, Raymond-1984-85
 Bennion, Bryce-2009
 Bennion, Dezla-1907-10-11-12
 Bennion, Earl-1903
 Bennion, Fred-1902-04-05-06
 Benton, Edwin-2001-02
 Bentz, Diego-1989
 Berger, Blaine-90-91-92-93
 Bergstrom, Tony-2008-09-10-11
 Bernson, Kay-1951-52
 Bero, Bryan-1984-85-86-88
 Berry, Kent E.-1958
 Besler, Rodney F.-1977-78
 Bettridge, George-1942-43
 Beuhner, Paul-1930
 Bezyack, Martin-1954-55-56-57
 Bigelow, Darrell B.-1966
 Binkele, Robert-1981-82-83-84
 Birch, Tom Clay-1958-59-60
 Bird, Dylan-1999
 Bird, Greg-2008-09-10-11
 Bischoff, George-1930-31
 Black, Conroy-2010-11
 Black, Martell-1987
 Blackmon, Phil-2001
 Blackmon, Julian-2016
 Blankenbaker, Ronald-1978-79
 Blaufuss, Armin-1965-66-67
 Blechen, Brian-2010-11-12-14
 Blosh, Mark-1981-82-83-84
 Blosh, Raymond K.-1974-75-76
 Boberg, Calvin-1923-24-25
 Bobich, John L.-1967
 Bogden, Bob-1952-53
 Bogden, Peter-1938-39
 Boghossian, Dave-1994
 Boglin, Armand-1995-96
 Bohlen, Emmett-1916
 Boise, Paul T.-1905
 Bolinger, Joey-2001
 Bolles, Garrett-2016
 Bonifacio, Bob-1987-88-89-90
 Bonifacio, Frank-1987-88-89-90
 Bonvicino, Donald-1955-56-57
 Booker, Devontae-2014-15
 Boone, Jason-2004-05-06-07
 Boone, Jesse-2002-03-04-05
 Borg, Aaron-2014
 Borich, Joe-1959-60-61
 Borreson, Bryan-2002-03-04-05
 Borthwick, Roy-1965
 Boss, George-1954-55-56-57
 Bougere, Vyron-1967
 Bourdeaux, Rick-1974-75-76
 Bourne, Hal-1951-52-53
 Bowers, Andy-1997-98-99-00
 Bowman, Harold-1944
 Bown, Andy-1990
 Boyd, Ernest-1993-94
 Boykin, Marion-1968-69-70
 Brady, Kyle-2004-05-06-07
 Brand, Ryan-2001-02
 Brandenberg, Steven-1970-71-72
 Branham, Franklin (Set)-1952-53

Breckon, John-1915
 Brenner, Sam-2009-10-11-12
 Breska, Ryan-2001
 Bridge, Gordon-1931-32-33
 Briggs, Lorin-1913-14
 Brinton, Merrill-1962-63
 Brock, Vincent-1976-77-78-79
 Broderick, Verle-1942
 Brokmeyer, Albert-1913-14-15
 Brooks, Jereme-2007-08-09-10
 Brown, Anthony-1993-94
 Brown, Ben-1996
 Brown, Charlie-1990-91-93-94
 Brown, Dennis-1961
 Brown, Freddie-2005-06-07-08
 Brown, Gail-1953-54
 Brown, George-1901-02-05-06
 Brown, James-1969-70
 Brown, Mark-1908
 Brown, Merle-1941
 Brown, Michael-1974-75
 Brown, Nick-2011-12
 Brown, Richard-1953
 Brown, Tom-1958-62
 Brummel, Edward-1971
 Brunetti, Guy-1950-51
 Bryant, Aaron-2002-03
 Bryant, Joseph-2012-13
 Bryant, Montel-1983-84-85-86
 Bryant, Richard-1906-07
 Bubak, Dick-1951-52-53
 Buchert, Gerald-1971-72
 Buchi, Craig-1976
 Buchi, Mark-1972-73-74
 Buckman, Robert-1963-64
 Buckner, Bruce-1965
 Budelier, Richie-1917
 Buehler, Dean-1943
 Buehner, Paul-1931-33
 Bukarau, Daniel-2007-08-09-10
 Bullett, Ryan-1989-90
 Bunderle, Arthur-1944
 Burdette, Blake-2003-04
 Burgess, Richard-1956
 Burgess, Terrell-2016
 Burmester, Henry-1902-03
 Burnett, Brad-1998
 Burnett, Martail-2004-05-06-07
 Burnett, Timonthy-1966
 Burtenshaw, Brad-1999-01
 Burton, Beau-2010
 Burton, Brandon-2008-09-10
 Burton, Willie-1991
 Bushman, Ben B.-1960
 Buss, Ken-1992-93-94
 Butera, Mike-1965-66
 Butler, Roger-1955-56
 Butler-Byrd, Cory-2015-16

- C -

Cabading, Gene-1965-66
 Caffey, Paul-1925-26-27
 Cahoon, Dell-1915
 Cain, Terrance-2009-10
 Calcote, Tyrone-1985-88
 Calhoun, Dylan-2015
 Call, Newell-1934-35-36
 Callis, Paul-1932-34
 Callister, Hy-1936



Cody Barton, 2015-16



ALL-TIME LETTERMEN

Campbell, Jack-1980-81
 Campbell, Ryan-1987
 Campman, Kenneth-1958-59
 Cannon, Karl-1900
 Capra, Johnny-2016
 Carlson, Oscar-1902-03-04
 Carlston, Peter-1931-32-33
 Carlton, Demetrius-1989
 Carmichael, Rex-1910
 Carmon, Alton-1926-27-28
 Carpenter, Melville-1962-63-64
 Carrasco, Ernest-1979
 Carroll, David-2004
 Carter, Ralph-1956-57
 Carter, Tevin-2015
 Caruso, Frank James-1958
 Carvalho, Stewart-1998-99
 Casco, Kawika-2001-02-05
 Casell, Roderick-1983
 Castain, Daren-1989-90-91-92
 Casteel, Brent-2005-06-07-08
 Castillo, Ed-1992-93
 Cate, Scott-1984
 Cato, Adam-1963
 Cecil, Paul-1927-28
 Cerbin, David-1975-76
 Champion, Vere-1922-23-24-25
 Chapman, Lamar-2009-10
 Chappuis, Quade-2010-11-12-13
 Charlebois, Tom-1953
 Chaytors, Dave-1989-90-91-92
 Checketts, Victor (Mgr.)-1978-79-80-81
 Cherkas, Ronald-1975-76
 Cherlin, Kenneth-1965
 Chestang, Gary-1960
 Child, Craig-1979
 Childs, Robert-1938-39
 Chow, Norm-1965-66-67
 Christensen, Chris-1998-99-00
 Christensen, Frank-1930-31-32
 Christensen, James-1936-37
 Christensen, Preston-1990-91-92
 Christensen, William-1926-27
 Christian, Ahmad-2015
 Christianson, Howard-1997-99
 Christianson, Kimball-1997-98-99-00
 Christoffersen, Dirk-1996-97
 Christopher, DeVonte-2009-10-11-12
 Chung, William-1957-58-59
 Cima, Scott-1981-82
 Cisrow, Tyson-2016
 Cissell, David-1962
 Claiborne, Deron-1993-94
 Clanton, Richard-1958
 Clark, Daniel-1974-78-79
 Clark, David-1944
 Clark, Harold-1923
 Clark, I.P.-1920-22
 Clark, Jon-2004
 Clark, Lyman-1943
 Clark, Rulon-1941
 Clark, Sherman-1929-30-31
 Clark, Spence-1957-58
 Clark, Stephen-1978-79-80-81
 Clark, Wayne-1937-39
 Clary, Daniel L.-1977-78-79
 Clausi, Joe-1988-89
 Clawson, Roger-1988-89
 Clay, Bill-1951-52

Clay, Kaelin-2014
 Clegg, Hayden-2014-15-16
 Clements, Tyson-2007-08-09
 Clerc, Charles-1944
 Clifford, Brad-2007-08-09-10
 Cline, Roger F.-1964-65
 Clyde, Dana J.-1970
 Cochran, Josh-1995-97-98-99
 Coggins, Gerald-1964
 Cole, Charles L.-1974
 Cole, Terrell-2007-08
 Cole, Winslow-1912
 Coleman, David-1917
 Coleman, Ron-1963-64
 Collins, Frank-1973-74-75
 Collins, Timothy-1967-68-69
 Collotzi, Albert-1955
 Condie, Brock-2005
 Conger, James-1960-61-62
 Conley, Ed-1984-85-86
 Conley, Robert-2005-06-07-08
 Conley, Spencer (Spike)-1952-53
 Connaughton, Mike-1988-89
 Conville, James-1907-08
 Conway, James-1971-72-73
 Coogan, Robert-1958-59
 Cook, Glen-1965
 Cook, Paul-1951-52-53
 Cooper, Eugene-1937-38
 Cooper, Michael-1967
 Cooperwood, Sylvester-1994
 Cooperwood, Tyler-2015-16
 Cordy, Michael-1974-75-76
 Corporan, Hipolito-2013
 Corty, Thomas-1962-63-64
 Cory, Thomas-1936-37-38
 Cospy, Tony-1984
 Costa, David-1961-62
 Couch, Sherman (Pete)-1927-28
 County, Adolph-1993-94
 Cousin, Bruce-1969-70-71
 Covey, Britain-2015
 Cowley, Carter-1951-52-53
 Cowley, William-1933-34-35
 Cox, Brandon-2014-15
 Cox, Christian-2008-09-10
 Cox, Steve-1981-82
 Cox, William-1925-27
 Crafts, Charles-1957
 Cragan, Calvin-1960-62
 Crandall, Irwin-1936-37-38
 Cravens, William-1960-61-62
 Crawford, Cedric-1990-91-92-93
 Creer, Frank-1927
 Crockett, D'Shaun-1999-00-01-02
 Croft, Winfield-1930-31-33
 Croshaw, T.D.-1999-00
 Cross, Gene (Bud)-1953-54-55
 Cross, Jack-1951-52-53
 Crosswhite, Jonathan-1997-98
 Crouch, Lloyd-1913-14-15
 Crum, Frederick-1975-76-77
 Cruse, Don-1986-87
 Cullen, John-2010-11
 Cullity, Dave-1985-86
 Cunningham, Dave-1951
 Cunningham, David-1994-95-97
 Cureton, Gonzalo-1965-66
 Custer, Everett-1971-72-73

- D -

D'Errico, Liberto-1978
 Dahl, David-1972-73-74
 Dahl, Steve-2004
 Dailey, Russ-1989-90-91-92
 Dale, Joe-2006-07-08-09
 Daniels, Derek-1977
 Dart, Brandon-1996-99-00
 Davies, Harold-1932-33
 Davis, Anthony-1990-91
 Davis, Burt-1940-41-42
 Davis, Danny-1994-95-96-97
 Davis, Desmond-1999-01-02
 Davis, Joe-1968-69-70
 Davis, Michael-1962-63
 Davis, Ray-1938
 Davis, Robert-1928-29
 Davis, Theron-1929-30
 Davis, Tim-1978-80
 Day, Bruce-1962-63
 Day, David-1988
 Day, Gregory-1975-79-80-81
 De'Malignon, Adam-1989-90-92
 Dean, Vernon-1910-13
 DeBenedetti, Dario-1964-65-66
 DeBraw, Larry-1962
 DeCastro, Louis-1994-95
 Deckart, Sheldon-1999-00-01-02
 Decker, Ivan-1920
 Degnan, Patrick-1975-76-77
 Denham, Anthony-2012-13
 DeHoog, Mike-1988-90-91-92
 DePrimio, Alfred-1972-73-74
 Dickamore, Tony-1998-99
 Dielman, J.J.-2013-14-15-16
 Dilman, Ray-1911
 Dimick, Hunter-2013-14-15-16
 Dirkmaat, David-2004-05
 Dixon, Walt-1982-83-84
 Doberon, Joseph-1944
 Dockery, Gerald-1969-70
 Dodds, Corey-2001-02-03-04
 Dolan, Al-1993
 Dolan, Dave-1987-88
 Dolce, Frank-1991-92
 Dominguez, Chase-2013-14-15-16
 Doolittle, Thomas-1909
 Dorner, Hank-1991-92
 Dotson, Gordon-1959-60-61
 Doubiago, Daniel-1979-80-82
 Dougall, George M.P.-1900-01-02
 Douglas, Clarence-1914-15-16
 Douglas, Merrill-1955-56-57
 Dow, Pete-1926-27-29
 Dowd, Joe-1969
 Drechsel, Tatum-2007-08-09
 Drews, Christian-2014-15-16
 Drews, Jeremy-1994
 Driggs, Merlin-1964-65-66
 Dublinski, Jim-1950-51-52
 Dublinski, Tom-1950-51
 Duckworth, Douglas H.-1972-73
 Duehlmeier, Fred-1936
 Duke, James-1987
 Dungan, Dave-1953-54-55
 Dunn, MacKay-2016
 Dunn, Reggie-2010-11-12
 Durrant, Jim-1951-52-53
 Dwinell, CR-2000-01



Kylie Fitts, 2015

Dye, Ellis-1955
 Dykeman, LeGrande-1924-25-26-27
 Dyson, Andre-1997-98-99-00
 Dyson, Kevin-1994-95-96-97
 Dyson, Patrick-1998-99-00

- E -

Echols, Phil-1988-89
 Eck, Don-1980-81-82
 Eckles, Rick-1987-88
 Edgar, Don-1951-52
 Edge, Richard-1972
 Edwards, LaVon-1988-89-90-91
 Edwards, Mike-1989
 Egger, Larry-1985-86
 Eggiman, Evan-2014-15-16
 Eldracher, Lawrence-1971-72-73
 Eldredge, Todd-1986-88-89
 Eldridge, Zac-2007
 Elgaard, Ray-1981-82
 Eliapo, Kenape-2006-07-08-09
 Elkington, Clair-1959
 Elliott, Myrthen-1930-31
 Elliott, Brett-2002-03
 Ellis, Luther-1991-92-93-94
 Embray, Keith-1990-91
 Enlow, Don-1983
 Enosa, Bobby-2000
 Ensign, Forrest-1943
 Ericksen, Stanford-1932
 Erickson, Don-1957
 Erickson, Irving-1911
 Erickson, Parker-2014
 Escalante, Michael-1971
 Ethridge, Teneil-1995-97-98-99
 Evans, Casey-2003-04-05-06
 Evans, Jack-1973
 Evans, Kent-1920-21-22-23
 Evans, Layne-1975-76
 Evans, Richard-1954
 Evans, Roland-1942
 Evans, Thomas-1942
 Evans, Walter-1902

ALL-TIME LETTERMEN**- F -**

Fa'amoe, Toele-1993-95
 Fagergren, Dave-2010-11-12
 Fahringer, Tim-1982-84
 Fairman, Jay-1979-81-82-83
 Fakailoatonga, Siale-2013-14-15
 Falemaka, Lo-2016
 Fanaika, Jason-2014-15
 Fanene, Jonathan-2003-04
 Fankhauser, Matt-1997
 Farrell, Bob-1939
 Fatafehi, Toni-1997
 Fauonuku, Viliseni-2012-13-14-15
 Faust, Augustus-1937
 Fehoko, V.J.-2011-12-13
 Feller, Ray-1953
 Femovich, Dave-1981
 Fenn, William-1956
 Ferguson, Earl-1920
 Ferguson, Tyce-1980-81
 Ferguson, W.P.-1907
 Ferguson, Warren-1952
 Fernandez, Manuel-1965-66-67
 Fetzer, John-1931
 Ficklin, Morris-1944
 Field, Jameson-2014-16
 Fields, Clarence-1984-85-86-87
 Fields, Larry-1955
 Fields, Lowell-1956-58
 Fields, Melvin-1978-79
 Fifita, Steve-2002-03-04-05
 Filiaga, LT-2012-13
 Finau, Pouha-1994
 Finau, Tevita-2010-11
 Fineanganofu, Devo-1994
 Finner, Louis-2008
 Fisher, George-1953
 Fisher, Vardis-1917
 Fitts, Kylie-2015
 Fitzgerald, Keith-1938-39-40
 Fitzgerald, Sean-2010-11-12-13
 Fitzpatrick, Tommy-1911-12
 Fleming, Marvin-1960-61-62
 Fleshman, Harte-1904
 Fletcher, Andrew-2014-15
 Fletcher, Gerald-2003-04
 Flitton, Jeff-1982
 Fogal, Jordan-2015-16
 Folk, Chad-1995-96
 Folsom, Scott-1978
 Folsom, Steve-1978-79-80
 Fonua, Junior-2008
 Forbes, Morris-1903
 Ford, Lorenzo-2012
 Forsberg, Ray-1929-30
 Fortune, Thomas-1998-99-00-01
 Foster, Brad-1990-91-92-93
 Fotu, Leki-2016
 Fotu, Nai-2007-08-09-11
 Fouts, Mike-1995-96
 Fowler, William-1967-68-69
 Fox, Neve-1924
 Francis, Gary-1955
 Frank, John Gordon-1960-61
 Frank, John-1996-97-98-99
 Franklin, Chet-1954-55-56
 Franks, Gustav-1920-21
 Fratto, Robert-1970-71-72
 Frech, John-1970-71-72

Freeman, Wykie-2010-11-12-13-14
 Freestone, Kevin-2007
 French, Clyde-1985-86
 Fricks, Charles-1969-70-71
 Friel, Kala-2012-13-14
 Fuamatu-Ma'afala, Chris-1995-96-97
 Fulks, Kyle-2015-16

- G -

Gaison, Kepa-2007-08-09
 Ganther, Quinton-2004-05
 Gardner, Brigham-1942
 Gardner, Darrell-1913-14-15
 Gardner, Duncan-1910-11-12
 Gardner, Leroi-1925
 Gardner, Mark-1914-15
 Gardner, Robert-1908
 Gardner, Wes-1950-51
 Gardner, William-1914
 Garidel, Roger-1970-71
 Garrette, Edwin-1992-94
 Garrigan, Afa-2005-08
 Gawronski, Bob-1952-53-54
 Geary, Rex-1938-39-40
 Gehrke, Clarence (Fred)-1938-39
 Gehrke, Jack F.-1965-66-67
 Geiselmayer, Mark-1983-84-85
 Gerbatz, Dan-1975-76-77
 Gerke, Alex-1982-83
 Germann, Dave-1955
 Gertsch, Grant-1973-74-75
 Gibby, Leo-1969-71
 Gibson, Brian-1995-96
 Gibson, Jed-1953-54-55
 Gilfilan, Joseph-1969-70
 Gillespie, Francis-1923
 Gilmer, Warren-1919-20-21
 Gilreath, Alan-1970-71-72
 Glasser, Donald-1968-69-70
 Gleave, Bud-1944
 Glen, George (Mgr)-1928-29
 Glover, Phil-1997-98
 Godfrey, Andre-2014-15-16
 Godfrey, Bradon-2006-07-08
 Godfrey, Chris-1994-95-96-97
 Gomez, Randy-1977-78
 Gompf, William-1978-79-80-81
 Gonzalez, Wallace-2015-16
 Goodrich, Grant-1951-52
 Goodrich, William-1915-19
 Goodwin, Harold-1916-17
 Goodwin, Ralph-1926-27-28
 Gordon, Stephen-2005
 Grady, Tommy-2006-07
 Graham, Doug-1988
 Graham, Richard-1975-76
 Graham, Tony-1980-81-82
 Grames, Les-1934-35
 Grant, Benere-1907-08-09-10
 Grant, Charles (Tiny)-1951-52-53
 Grant, Devin-1998
 Graves, Fred-1969-70-71
 Gray, Lindsey-1981-82
 Grayson, Scott-1972-73
 Green Gerald-1974
 Green, Brett-1979-81-82
 Greene, Patrick-2009-10-11-12
 Greenhalgh, Don-1954-55-56
 Greenwell, Gerald-1976-77

Gregory, LeGrande-1940-41-42
 Griffin, Jeffery-1977-78-79-80
 Griffin, Randolph-1974-75-76
 Griffith, Gary-1955
 Griggs, Ken-1986
 Grimm, Aaron-1987-88
 Groesbeck, Frank-1892
 Groneman, Mike-1965-66
 Gross, Jordan-1999-00-01-02
 Grosscup, Lee-1957-58
 Groth, Ray-1967-68-69
 Groth, Richard-1963-64-65
 Guardi, Andre-1983-84-85-86
 Guhin, Allen-1931-32
 Guise, William-1961
 Gunn, Dewey-1936-37
 Gunther, Kyle-2006-07

- H -

Hackenbruck, Tommy-2003-04
 Hackett, Drew-2006
 Hackett, Tom-2012-13-14-15
 Hafen, Darrell-1944
 Hagemann, Daniel-1975-76
 Hagen, Clarence-1921-22-23-24
 Hagen, Sean-1997
 Haggard, James-1970
 Hagood, Elliot-1970-71-72
 Haig, James-1937-39
 Hale, Jacoby-2011-12-13-14
 Haley, Darryl-1978-79-80-81
 Hall, Anthony-1990-92
 Hall, Ray-1952
 Hall, Walter-1921
 Halliday, Jon-2013-14-15
 Hallsey, Steven-1972-73-74
 Hamilton, Dave-1952-53-54
 Hamilton, Norman-1911-12-13
 Hamilton, Rob-1994-95
 Hampel, Ken-2014-15-16
 Hampton, Victor-1911-12
 Han, William-1942
 Hancock, Harvey-1919-20-21-22
 Handley, Harrison-2014-15-16
 Hansen, Charles-1940-41
 Hansen, Chase-2015-16
 Hansen, Cory-1977-78-79
 Hansen, James-1983-84-85-86
 Hansen, Matt-2001-02-03
 Hansen, Randell-1968-69-70
 Hansen, Stewart-1992
 Hardin, Clinton-1969
 Hardin, Ricky-1979-80
 Hardman, Jay-1970
 Hardy, Glen-1929
 Hardy, James-1983-84-85-86
 Hardy, Karl-1926-27
 Hariston, Michael-1965-66
 Harker, Benjamin-00-01
 Harkless, Jeff-1992
 Harper, Shaun-2003-04-05-06
 Harper, Ted-1967
 Harrington, Brian-1989
 Harris, Dee-1903
 Harris, Garland-1986-87-88-89
 Harris, Kenneth-1978
 Harris, Tim-2004-05
 Harrison, Keith-1994-96-97
 Harrison, Kevin-1974-75-76
 Harry, Carl-1986-87-88
 Hart, Chris-2016
 Hartmann, George-1966-67
 Harward, Sam-1996
 Hatch, Sumner-1941
 Hatfield, Dominique-2013-14-15-16
 Haun, Henry (Pete)-1956-57-58
 Havili-Katoa, Alani-2015-16
 Hawkes, Thomas-1964-65-66
 Hawn, Kevin-1986
 Haws, Kurt-1992-93
 Hays, Jon-2011-12
 Heard, Gary-1965-66
 Hearn, Anthony-1995
 Heaton, Lance-1988
 Heffernan, Bull-1996-97
 Heffner, Eric-1977
 Heimuli, Latu-2010-11-12-13
 Heiselt, Laurence-1903
 Henderson, Charles-2012-13-14
 Henderson, Don-1952-53-54
 Henderson, Michael-1981
 Henderson, Sean-1988
 Hendy, Ben-2008-09
 Hennessey, J.-1905-08
 Henry, Forrest-1977-78-79-80
 Henry, Frank-1977-78
 Henry, Rocky-1995-96
 Henry-Cole, Devontae-2016
 Hensel, Dustin-2006-07-08
 Herboth, Kenneth-1973
 Herbst, Vernon-1905
 Herd, Davy-1956
 Hernandez, Brian-2005-06-07
 Herrion, Thomas-2002-03
 Hertzfeldt, Gary-1961-62-63
 Heslop, Ronald-1964-65
 Hess, Terry-1979-80
 Hesse, Joe Charles-1960-62
 Hibbard, James-1957-58-59
 Hicken, Hayes-2016
 Hicken, Mike-2007-08
 Hicks, Darrel-1989-90
 Hikila, Bo-2008
 Hill, Jay-1998-99
 Hills, Jack (Mgr)-1933
 Hines, Michael-1981-82
 Hinson, Phil-2013
 Hinton, Larry-1967-68
 Hoard, Mark-1974-75-76
 Hobbs, Boobie-2014-15-16
 Hobbs, Fred-1973-74-75
 Hodge, Floyd-1979-80
 Hodgson, James-1927-28-29
 Hoffman, Greg-1990-91-92-93
 Hoggan, James-1960-62
 Hoggan, Martin-1932-33-34
 Hola, Molonai-1983-84-87-88
 Holdcraft, Ray-2002-03
 Holder, Greg-1985-86
 Holdsworth, Wilbur-1907
 Holladay, Randall-1978-79-80
 Hollandsworth, Len-1981-83
 Holloway, Vernon-1963-64
 Holmes, Marvin-1959-60-61
 Holmstead, Earl (Happy)-1911-12
 Holt, Greg-1986
 Home, William-1907-08-09-10
 Honeycutt, Mike-2010-11-12-13

ALL-TIME LETTERMEN

Hooker, Reshawn-2012
 Hooks, Greg-1992-93-94
 Hooks, Jason-1995-96-98
 Hoover, Richard-1969-70-71
 Hope, Albert-1904
 Horsley, Bill-1943
 Horsley, M.-1915
 Houston, Charles-1907-08
 Houston, Devin-2001-02
 Howard, Darwin-1930-31-32
 Howard, William-1959-60
 Howells, Edmund-1917-19
 Howells, John-1924-25-26-27
 Howse, Dean-1954
 Hristou, Peter-1974-75-76
 Hucko, Jeffery-1977-78-79-80
 Huddleston, John-1973-74-75
 Hudson, Horace-1912-14
 Huey, Danny-1983-84
 Huff, Thomas-2004
 Huffman, Daniel-1970
 Hughes, Casey-2015-16
 Hughes, Darren-1986-87
 Hunt, Bert-1935
 Hunter, Chris-1996-97-98-99
 Hunter, Dameon-2000-01
 Hunter, William-1969-70
 Huntley, Tyler-2016
 Hurd, Ernest-1920-21-22
 Hurren, Henry-1921-22-23
 Hustad, Byron-1974-75-76
 Hutchins, Roosevelt-1973-74
 Hutson, Sean-1990-91
 Hyde, Alonzo-1894

- I -

Ianu, Sese-2013-14
 Ichertz, Michael-1973-74
 Imperiali, Tim-1989
 Inferrera, Jeremy-2006
 Ipaktchian, Rich-1984-85
 Ireland, Andrew-1963-64
 Ita'aehau, Sam-2001
 Iverson, Gregory-1971
 Iverson, Owen-1926-27

- J -

Jackman, Fred-1943
 Jackson, Artis-1995-96
 Jackson, Daniel-1972
 Jackson, Jake-2016
 Jackson, Lynzell-2002
 Jackson, Mark-1984-85
 Jackson, Paris-2001-02
 Jackson, Todd-1995-96-97-98
 Jacobs, Allen-1963-64
 Jacobsen, Chad-2004-05
 Jacobsen, Eric-1984-86-87-88
 Jahries, Chris-1994-95-96-97
 James, Edward-1976
 Jefferson, Roy-1962-63-64
 Jenkins, Bob-1984-85-86-87
 Jenkins, Jeff-1985-86-87
 Jensen, Carl-1955
 Jensen, Corey-1980-82
 Jensen, Don-1951-52-53
 Jensen, Fleming-1971-72
 Jensen, James-1965

Jensen, John-1962
 Jensen, Karl-1955-56-57
 Jensen, Ryan-1994
 Jensen, Sterling-1935-36
 Jeppson, Don-1933-34-35
 Jeppson, Philip-1921-22-23
 Jewekes, Reid-1921-22-23-24
 Jex, Jeff-1994-95-96
 Jianonni, Joe-2005-06-07
 Johannessen, Carl-1980-82
 Johanson, Charles-1971-72-73
 Johnson, Al-2000-02
 Johnson, Andrew-2004-05
 Johnson, Bill-1953
 Johnson, Brian-2004-05-07-08
 Johnson, C.J.-1996-98
 Johnson, Chandler-2011-13-14
 Johnson, Don-1936
 Johnson, Ed-1999-00
 Johnson, Eddie-1984-85-86-88
 Johnson, Edward-1967-68
 Johnson, Erick-1977
 Johnson, Gary-1957-58-59
 Johnson, Gerald-1983-84-85-86
 Johnson, Herman-1901
 Johnson, Hilria-1980-81-82-83
 Johnson, Irwin-1933-34
 Johnson, Jack-1930-31-32
 Johnson, Joe-2004
 Johnson, Jordan-2005
 Johnson, Joseph-1966-67
 Johnson, Juan-1994-95-96-97
 Johnson, Keith-1943
 Johnson, Marty-2002-04
 Johnson, Robert-2007-08-09
 Johnson, William-1957-58
 Johnson, William-1978-79-80
 Johnston, Arthur-1958-59
 Johnston, Robert-1940
 Jolley, Gordon-1968-69-70
 Jonas, Jeffery-1959-60-61
 Jonas, Marwin-1928-29-30
 Jones, Brandon-1994-95-96
 Jones, Curt-1985-86-87-88
 Jones, Daniel-1997-98
 Jones, Evert-1955-56-57
 Jones, Hilan-1959-60-61
 Jones, Jason-1993-94
 Jones, Justin-2006-07-08-09
 Jones, Leon-1927-28-29
 Jones, Marcus-1999-00-01-02
 Jones, Michael-1983-84-85
 Jones, Pierre-1992-93
 Jones, Theron-1924-25
 Jones, Vyncent-2010-11-12-13
 Jones, Wayne-1978-79-80-81
 Jones, Wendell-1965-66
 Jones, William-1968
 Joppru, Chris-2008-09
 Jorgensen, J.D.-2001-02
 Jorgensen, Rey-1941
 Jorgensen, Emil-1922
 Justin, Airabin-1999-01

- K -

Kalani, Charlie-1951-52
 Kalicki, Don-1950-51-52
 Kaminski, Craig-1984-85-86
 Kammerman, Jack-1955

Kane, Alex-1955-56-57
 Kaneshiro, Ryan-1998-00-01
 Karnofsky, Harlan-1977-79-80
 Kasper, David-1975-76-77
 Kassotis, Andy-1998
 Katoa, Hema-1997-98
 Katz, Clifton-1958
 Kaufman, Walter-1975-76-77
 Kaufusi, Doug-1998-99-00-01
 Kaufusi, Henry-1994-95
 Kaufusi, Jason-2000-01-02-03
 Kaufusi, Jeff-1994-96
 Kaufusi, Sonny-1987
 Kauhaha'a, Chad-1993-95-96
 Kaul, Fred-1938-39
 Kawano, Eddie-1961
 Kay, Harold-1916
 Kearse, Anderson-1951
 Keehan, Terence-1993-95-96
 Keeler, Gene-1963
 Keller, Gary L.-1971-72-73
 Kellery, Ronnie-1970-71
 Kelly, Wally-1942
 Kemoeatu, Chris-2001-02-03-04
 Kemoeatu, Ma'ake-1998-99-00-01
 Kemoeatu, Tevita-2003-04
 Kennedy, Pat-1985-86-88-89
 Kent, Gret-1964-65
 Kerl, Gary C.-1971
 Kerr, Stephen-1917-20-21-22
 Kerrick, Louis-1916
 Ketchoyian, Ron-1982-83-84
 Key, Aiona-2008-09
 Kia, Nate-1993-94-95-96
 Kim, Chester-1940-41-42
 Kimball, Harry-1894
 Kimball, Paul-1894
 Kine, Joe-1953-54
 King, Creighton-1915-16
 King, Jamel-2007-09
 King, Mitchell-1937
 Kingsbury, Joseph-1900-01-03
 Kinikini, Soni-2013
 Kinkade, Chet-1967-68
 Kinsella, Michael-1977-78
 Kinsey, Billy-2004
 Kirby, Mike-2013
 Kirk, David-1976
 Kirkham, Homer (Mgr)-1937
 Kirkman, Jeff-1991-92-94-95
 Kirkman, Lewis-1924
 Kirkpatrick, Ronald-1979-80-81-82
 Klein, Steven-1983
 Knapp, Alton-1932
 Knickrehm, Gene-1978-79-81-82
 Knierim, Paul-1986-87
 Knight, Colby-1997-98-99
 Knight, J.R.-1969-70-71
 Knight, Ralph-1931-32-33
 Knowles, Edward-1962-63
 Knox, Sean-1987-88-89-90
 Knudson, Gary-1954-55
 Kokal, Thomas-1963-64
 Kons, Patrick-1975
 Korns, Roderick-1909
 Kovacevich, Matt-2003-04
 Kozlowski, David-1992-94-95
 Kraft, Don-1957-58
 Kramer, Sidney-1933-34-35

Krause, Karl-1955
 Krebs, Thomas-1975-76-77-78
 Kruger, Dave-2009-10-11-12
 Kruger, Joe-2010-11-12
 Kruger, Paul-2007-08
 Kruse, Mike-1983-84
 Kubitz, Steven-1983-84
 Kunz, Mike-1982
 Kurz, Gordon-1974-77-78

- L -

Lacy, Ryan-2009-11
 Lambert, Kim-1991-92
 Lammle, Wayne-1987-88-89-90
 Langi, Harvey-2011
 Langston, Gary-1997
 Lanterman, Kyle-2016
 LaRocque, Eugene-1977-78-79-80
 Larsen, Charles-1930-31
 Larsen, Shane-1990-91
 Larsen, Tanner-2014
 Larson, Andrew-1902
 Larson, Delmar-1933-34-35
 Larson, Phillip B.-1976
 Larson, Roland-1952
 LaTendresse, Travis-2002-03-04-05
 Latu, Pasili-1988
 Laulu, Sitivi-1998
 Lavarias, Lyle-1973-74-75
 Lave, Taulia-1996-97-98-99
 LaVetter, Dave-1990-91
 Lawrence, Frederick-1974
 Lawrence, William-1926-27
 Lawson, Clarence-1994-95-96-97
 Lawson, Jerome-1966-67
 Lawson, Lonnie-1981-82
 Lawson, Todd-1990-91
 Leary, Kareem-1992-94
 Ledbetter, Marquess-2003-04-05
 Lee, Austin-2015
 Lee, Denizil-1922
 Lee, Gordy-1959-60-61
 Lee, Moe-2011-12
 Lee, Robert-1955-56-57
 Lefti, Soli-2005-06
 Leggins, Bob-1982
 Lehman, Alfred-1944
 Leininger, Michael-1972
 Leota, Niasi-2012
 Lepule, Tai-1994-96-97
 Levine, Howard-1935
 Lewis, Andre-2013-14
 Lewis, Aric-1984-86
 Lewis, Brian-2001-02
 Lewis, Dick-1952-53
 Lewis, Eddie-1982-83-84-85
 Lewis, Mike-1986-90-91-92
 Lewis, Richard-1956
 Lewton, Terry-1957-58-59
 Liapis, Ronald (Rocky)-1977
 Lieber, Scott-1986-87-88
 Lillie, James-1913-14-15
 Lind, Lesley K.-1976
 Lindsay, James-1974-75
 Lindsay, Tony-1977-78-79-80
 Link, Jay-1996-97
 Liston, Jerry-1954-55-56
 Liston, Paul-1957-58
 Liszka, John-1981

ALL-TIME LETTERMEN



Troy McCormick, 2014 and '16

Liti, Mike-2003-05-06
 Livingston, Eugene-1923-24-25
 Livingston, Mark-1995-96
 Lobaugh, David-1977-78-79-80
 Lobendahn, Vince-1990-93
 Loden, David-1975-76
 Loell, John-1909
 Logan, Donald-1983-84-85
 Lolohea, Al-1987
 Long, Gabe-2006-07
 Longmire, Gordon (Scooter)-1970-71
 Loomis, Taylor-2015
 Lorenz, John (Mgr)-1935
 Lotulelei, Lowell-2014-15-16
 Lotulelei, Star-2010-11-12
 Louks, Corbin-2007-08
 Lovat, D. Tom-1959-60
 Love, Milton-1909-12-14
 Love, Robert-1995-96-97-98
 Lowery, James-1963-64
 Lowery, Marvin-1965-66
 Luafatasaga, David-2016
 Lucas, William-1970-72
 Luce, Mike-1931
 Lundquist, Bob-1955
 Lundy, Johnny-1999-00
 Lunnem, Gerald-1934-35
 Lusk, Harold-1993-94-95-96
 Lusk, Henry-1991-92-93-95
 Lutui, Hiva-2013-14-15
 Lyall, Jeffrey-1978
 Lybbert, Evert-1928-29-30
 Lyman, Jeremy-2000-01-02
 Lyman, Josh-2000-01-02
 Lynch, Roger-1943
 Lyons, Rudolph-1926

- M -

Ma'afala, Roy-1991-92-93-94
 Mack, Darrell-2005-06-07-08
 Madsen, John-2003-04-05
 Mahe, John-1987-90
 Mahe, Sione-1994-95
 Maires, Chase-2009, 2012
 Malafu, Tevita-2014
 Manis, Chad-2008-09-10

Manliguis, Keoni-1991-92
 Manning, Charles-1901
 Manning, Conner-2014
 Manno, Ronald Joseph-1960-61-62
 Manu, Tika-1986-87
 Manutai, Mapusaga-1973-74
 Marchese, Leonard-1981-82-83
 Margetts, Sumner-1913
 Marlowe, Steven-1972-73-74
 Marrelli, Dannie-1972-73
 Mars, Paul-1940
 Marsden, Thomas-1977-78
 Marsh, Curtis-1993-94
 Marsh, Nick-2010-11-12
 Marshall, Eldon-1952
 Marshall, Grady-2002-03-04-05
 Marshall, Robert-1981-83
 Marshall, Steven-1971-72-73
 Marshall, William-1971
 Marston, Derrick-1994-95
 Marthakis, Peter-1913-14-15
 Martin, Errol-1990-91
 Martin, Grant-1944
 Martinek, Brian-1979-80-82
 Martinez, Matt-2007-09-10-11
 Martinez, Ray-1954
 Masina, Uaea-2013-14-15
 Mason, Kevin-1981
 Mason, Miles-2011-12
 Mason, Seward-1902
 Mastelotto, Bob-1958-59
 Mastelotto, James-1956-58
 Matagi, Everest-1996-97-98
 Matheney, Rickey-1976
 Mathews, Bob-1948-49-50
 Mathews, Ron-1988
 Matthews, Luke-2009-10-11-12
 Mauss, Laury-1943-44
 Maxfield, Nalin-1984
 May, Gregory-1972
 Mays, Fred-1894
 Mazzotta, Frank-1964-65
 McAllister, Jon-1981-82
 McBride, June-1928-29-30
 McBride, Norman-1967-68
 McCain, Brice-2005-06-07-08
 McCarty, Murray-1914
 McClellon, Delshawn-2013-14-15
 McCloy, Henry-1979-80-82-83
 McCormick, Danny-2014
 McCormick, Troy-2014-16
 McCoy, Mike-1993-94
 McCullum, Joe-1999
 McDonald, Leo-1931-33
 McDonald, Walter-1930-31-32
 McDonough, Paul-1936-37
 McEwen, Craig-1985-86
 McFarren, Fred-1967-68
 McGarry, Bernard-1936-37-38
 McGarry, Leonard-1938
 McGill, Charles-1916
 McGill, Keith-2011-13
 McGivney, Donald-1956-57-58
 McGriff, Joe-1985-86
 McIntyre, George-1892
 McIntyre, John-1974-75
 McIntyre, Roy-1913-14-15
 McKane, Steve-1997-98-99
 McKay, David-1894

McKee, Lex-1950-51-52
 McKenna, Edward-1906
 McKenna, James-1986-87-89-90
 McKenzie, Fred-1933-34-35
 McKissick, John-1937-38-39
 McKissick, Patrick-1964-65-66
 McKnight, William-1961
 McLaughlin, Robert-1959-60
 McMillian, Jeff-1985-86
 McNabb, Griff-2010-11
 McNamara, Thomas-1976-77
 McNitt, Tom-1988-89-91-92
 McNutt, Jaun-2002
 McQuaide, John-1962-63-64
 McQuivey, Dustin-2000-01-02
 McQuivey, Shayne-1988-89-90
 Mecham, Jack-1941
 Mecham, Milton-1936-37
 Meeves, Henry-1943
 Mele, Lou-1953-54-55
 Mellon, Bascom-1988
 Mellow, Steve-1968-69
 Mendonca, Chris-1985-86-87
 Meredith, Craig-1985-86
 Merritt, LaVere-1954-55
 Merritt, Marc-1994-96-97-98
 Michinock, Peter-1969-70-71
 Migliaccio, Robert-1958-59
 Mika, Nick-2014
 Miles, Larry-2002
 Miller, Bronzell-1993-94
 Miller, Ed-1990-91-92-93
 Miller, Jack-1967-68
 Miller, Jerry-1962-63-64
 Miller, Jim-1974
 Miller, Mahlon-1912
 Miller, Richard R.-1971
 Miller, Robert Lee-1962
 Miller, Taylor-2004-05
 Mills, Bob-1943
 Milne, George-1958
 Miraldi, Dean-1978-79-80
 Misi, Koa-2007-08-09
 Mitchell, Charles-1924
 Mitchell, Scott-1987-88-89
 Mitchell, Tim-1983
 Moa, Ben-2002-03
 Moala, Fatu-2010
 Moala, Haloti-1985-87-88
 Moala, Max-2011-12
 Mockett, William-1977-78
 Modesitt, Samuel-1980
 Moeai, Evan-2013-14-16
 Moeai, Kendrick-2009-10-11-12
 Moffat, Howe-1923
 Mokofisi Jr., Filipino-2014-15-16
 Mokofisi Sr., Filipino-1982-83-84-85
 Mokofisi, Malakai-2004-06-07
 Moksnes, Ketil-1963-64-65
 Moleni, Fisi-1996-97-98-99
 Moleni, Stan-2001
 Molle, Raphael-1991
 Molnar, Steven-1967-68
 Monahan, Fred-1908
 Mondaca, Hank-1982-83-84-85
 Monroe, Carl-1981-82
 Moody, Phil-1957-60
 Moon, Robert-1932
 Mooney, Brian-1952

Moore, Chris-1983
 Moore, Harry-1903
 Moore, Jesse-1988-89-90-91
 Moore, John-1965-66
 Moore, Tom-1953
 Morely, William-1964-65-66
 Morgan, Nick-1997-98-99-00
 Morley, Dick-1954-55
 Morley, Gary-1954-55
 Morrell, Guy-1975-76-77-78
 Morris, Charles-1900
 Morris, Rob-1952-53
 Morris, Rod-1907
 Morris, Sanford-1951-52-53
 Morris, Thornton (Spide)-1924-25-26
 Morris, Wallace-1931
 Morris-Edwards, Tyron-2011-12-13
 Moseley, Michael-1975-76-78
 Moss, Trevor-2007-08-09
 Moss, Zack-2016
 Mott, William-1964
 Mower, Clint-2006-07-08
 Moyle, Dan-1929
 Moyle, James-1922-25
 Moyle, Oscar-1923-24-25
 Murphy, Jake-2011-12-13
 Murphy, Mookie-2008
 Murry, Mike-1987-88-89-90
 Murry, Scott-1989-90-91-92

- N -

Nagahi, Bo-2001-02-03-04
 Nakken, Herb-1953-54-55
 Nation, Harold-1922-23-24
 Nau, Viliamu-2009
 Nawman, Melvin-1938-39
 Nawman, Pete-1940
 Naylor, Melvin-1912-13
 Naylor, Raymond-1892
 Neal, Mo-2008
 Neff, Gordon-1948-49
 Negrete, Francisco-1977-78-79
 Nelles, R. Adrian-1952-53-54
 Nelson, D. Frank-1942-46-47
 Nelson, Morris-1951-52-53
 Neves, Kaniela-1993-94
 Neville, Robert-1975-76
 New, John-1986-87
 Newell, Shawn-1980-81-82-83
 Newman, Chris-1993-94
 Newman, Greg-2006-07-08
 Newman, Lee-1930
 Nichols, Jeffrey-1971-72
 Nickel, Matt-1997-98-99-00
 Nielsen, James-1944
 Nielsen, Kent-1955
 Nielsen, Kurt-1955
 Nielsen, Wyman-1908-09-10
 Nielson, Brady-2005
 Nielson, Daniel-2012-13-14
 Nielson, Garth-1938-39-40
 Nielson, George-1900
 Nofsinger, Terry-1959-60
 Nolan, Jimmy-1996-97
 Norris, Jared-2012-13-14-15
 Norseth, Brett-1974-75-76
 Norwood, Geoffrey-2012-13-14
 Nosworthy, Dale-1968-69-70
 Nowakowski, Nick-2012-14-15-16

ALL-TIME LETTERMEN

Nowells, Lawrence-1919
Nugent, Zak-2002-03
Nuttal, W.-1908
Nystrom, Theodore-1894

- O -

O'Baghey, David-1974
O'Brien, Brent-1988-89
O'Reilly, John-1965
Oakley, Donald-1972-74
Oates, Eugene-2004-05
Oborn, Gordon-1955-56
Odom, Stephen-1971-72-73
Odum, Derrick-1989-90-91-92
Ofa, Vea-1994-95
Ogden, Wayne-1973-74
Okland, Jack-1941-42-43-44
Olevao, Kautai-1995-98-99-00
Olevao, Loma-2005-06-07
Oliver, Jarrell-2012
Olsen, David-1909
Olsen, Dean-1928-29
Olsen, Sam-1910-11-12
Olsen, Victor-1906-07-08-09
Olson, William-1944
Onofrio, Edward-1972-73
Onofrio, Louis-1973-74
Orchard (Fakahafua), Nate-2011-12-13-14
Orphey, Davion-2013-14
Osborn, Gordon-1955
Osterman, William-1972-73
Ostler, Harry-1931-32-33
Oswald, McKinley-1920-21-24
Otterbein, Thomas-1952
Overton, Jerry-1960-61-62
Owens, Peter-1980-82-83-84
Owens, Russell-1917

- P -

Pace, Thomas-1937-38-39
Padjen, Mark-1976-77-78-79
Page, Norman-1936
Page, Wayne-1940-41-42
Palamo, Thretton-2011-12-13
Palepoi, Tenny-2012-13
Pallay, Doug-1953-54
Palm, A.F.-1906-07
Palmer, Mark-2002
Paloukas, Nick-1954
Panos, Tom-1943-44
Pappas, Luke-1937-38-39
Paraniello, Vincent-1963-64-65
Park, Luis-1997-98-99
Parker, Andy-1979-80-82-83
Parker, Arnold-2000-01-02-03
Parker, Jeffrey-1976-77
Parkhurst, Brady-2003-04
Parry, Oliver-1913-14-15
Parson, Jeff-1986-87-88-89
Patrick, Tim-2014-16
Partridge, Richard-1977-78
Pascua, Chad-1989-90
Paton, John-1981-83-84-85
Patterson, Darren-1985-88-89
Patterson, Roy-1900-01-02
Paul, Gianni-2014-15
Paulo, Darrin-2016
Paulos, Leon-1966-67-68

Payne, Daniel-1972-73
Peake, Steve-1975-76-77
Pearson, Earl-1924
Pearson, Steve-1986
Pease, John-1963-64
Pedroza, Quinton-2011-12
Peel, John-2008-09
Pehrson, Dale-1973
Pela, Joapa-2012
Pembroke, Adrian-1926
Pembroke, Robert-1955-56
Pendleton, Stewart (Mgr)-1936
Pennington, Robert-1980
Peroulis, J.R.-2001-02
Peters, Steve-1987-88-89-90
Petersen, Coleman-2011-12
Petersen, Don-1951-52-53
Petersen, Max-2001-02-03
Petersen, Ryan-2014
Petersen, Thornton-1958-59-60
Peterson, Don-1949-50-52
Peterson, Edwin-1910-11-12
Peterson, Henning-1983-84-85-86
Peterson, Henry-1903-05-06
Peterson, Jacinto-1993-94-95-96
Peterson, Ken-1958-61
Peterson, Lyle-1954-55
Peterson, Orson-1904
Peterson, Ray-1938-39-45
Peterson, Richard-1999-00
Peterson, Robert-1970-71-72
Peterson, Vadal-1919
Peterson, Virgil-1921-22
Peterson, Wando-1935
Peterson, Wood-1940-41-42
Petricca, Joe-1969-70-71
Petronis, Nick-1993-94
Pettit, Eric-2004-05
Pfersich, Edwin-1970-71-72
Phelps, Matthew-1978-79-80
Phillips, Andy-2013-14-15-16
Phillips, Brady-2006
Phillips, Joe-2009-10
Piazza, Charles-1965-66-67
Pierce, Chad-1995
Pierce, Earl-1939-40
Pierce, Mark-1975-76
Pierce, Max-1952-53-54
Pilling, Lorin-1929
Pine, Chuck-1998-99
Pine, Edward-1959-60-61
Pino, Dale-1968-69-70
Pistorius, James-1940-41
Pitt, Dale-1903-04-05-06
Plaga, Gene-1950-51-52
Pogljajen, Carl-1952-53-54
Polston, Kevin-1984-85
Polychronis, Tony-1957-59-60
Pomeroy, Claude-1935
Pomeroy, DeMotte-1932-34
Pomeroy, Earl-1927-28-29
Ponti, Charles-1958-59
Poole, Bubba-2013-14-15
Porter, Francis-1916
Porter, Reggie-2013-14-16
Porter, Robert (Mgr)-1932
Poston, Darryl-2005-06-07
Poti, Isaako-1983-84-85-86
Potter, Jason-1998-99-00

Potts, Gary-1991-93
Pouha, Sione-2001-02-03-04
Poulson, Bill-1943
Poulson, Calvin-1968-70-71
Poulson, Douglas-1966-67-68
Poulson, F.M.-1894
Poutasi, Jeremiah-2012-13-14
Pouvave, Marc-2013-14
Powell, Emanuel-1989-90
Powell, Hershell-1968-69
Powell, Lewis-2001-02-03
Powers, Bill-1972-73-74
Pravitt, Reiner-1962-64-65
Preobrazhensky, Dmitry-2004
Price, Farrell-1983-84
Price, Hugo-1910
Price, Ray-1928-29-30
Price, Ricky-1981
Price, Scott-1998-99-00-01
Pritchett, Robert-1971-72
Pritchett, Tom-1984-85-86
Proctor, Tom-1988
Prouse, Leland-1919-20
Providence, Virol-1985
Pruitt, Dean-1986
Pryor, Jimmie-1991-92-93-94
Puccinelli, Alex-2005-06-07
Pugh, Marvin-1933-34
Pullman, Jerry-1964-65-66
Pulsipher, Daniel-1991-94-95-96
Purcell, Dicky-1997-98

- R -

Radford, Bob-1955
Radley, Lucky-2012-13
Rae, Chris-1994-95
Ramon, Kent-1966-67-68
Rampton, Richard-1956-57
Ramsey, Phil-1954
Ransom, Dexter-2010-11
Rasmussen, Dave-1954-55
Rasmussen, Glade-1936-37
Rasmussen, Jay-1959-61
Ratliff, Brett-2005-06
Rawlings, Brent-2005
Ray, Don-1903-05-06
Ray, Jeff-1999-00
Reach, Kevin-1983-84-85
Reckert, Mark-1984-85
Reed, Anthony-1978-80-81
Reed, David-2008-09
Reed, Scott-1973
Rees, James-1967-69
Reese, Greg-2013-14
Reese, Terrell-2011-12
Reeve, Howard-1989-90
Reeves, Fred-1932-33
Reeves, Newman-1919
Reid, Charlie-1978-79-81
Reid, John-1961-62-63
Reid, Larry-1971-72-73
Reid, Spencer-1917
Reilly, Trevor-2010-11-12-13
Reinold, Craig-1971
Repich, Robert-1944
Repp, Caleb-2015
Reschke, Rudy-1964
Revill, Dave-2001-02-03
Rexford, Mark-1993-94



Raelon Singleton, 2015-16

Reyes, Jeff-1980-81-82-83
Reynolds, Fred-1894
Reynolds, Greg-1987-88-89-90
Rhodes, Sam-1992-93
Rice, Lance-2000-01-02-03
Rice, RJ-2006-07-08
Rich, John-1944
Richard, Deshawn-2007-08
Richards, David-1996-97-98
Richards, Derrek-2004-05-06-07
Richards, Elmer-1961
Richards, Lee-1923-25
Richards, Toby-1994-95
Richardson, Darwin-1908
Richardson, George-1941
Richardson, Harold-1967-68
Richardson, Henry-1907-08-09-10
Richardson, Michael-1998-99-00-01
Richardson, Reggie-1982-83-84-85
Riches, Norman-1917-19
Richeson, Robert-1978-79-81
Richey, Loren-1985-86
Richins, Aldo-1932-33
Richins, Courtney-1999
Richmond, Mike-1988-89-90
Riehman, Pete-1954-55
Riles, Cedric-1987-88
Rinaldi, Joe-1932-33-34
Riser, George-1900-02
Riser, Orson-1900
Riser, W.L.-1910
Rivers, Gamaliel-1985-86
Robbins, Bicknell-1952
Robbins, Edgar Scott-1969-70-71
Robbins, Irwin-1900-01-02-04
Robbins, Roger Lance-1971-72-73
Roberts, Benjamin-1901-02
Roberts, Harold-1933-34-35
Roberts, Thomas-1973-74
Robertson, Gene-1940
Robertson, Kevin-1978-80
Robertson, Sean-1986-87
Robins, Richard-1973
Robinson, Gerald-1962-63-64
Robinson, Joseph-1962-63
Robinson, Mychal-2008-09-10
Robles, Griff-2010-11

ALL-TIME LETTERMEN

Roche, Maurice-1917
 Rock, Stanley-1924-25
 Rodgers, Al-1987
 Rodgers, Del-1978-79-80-81
 Roepke, Carl-1953-54
 Rogers, Dallin-2007-10-11-12
 Rogers, Jeffery-1979-80-82-83
 Rohde, Garth-1958
 Rokeni, Lloyd-1990-91
 Rolf, David-2011-12
 Romero, Mike-1981-82
 Romney, Floyd-1920-21
 Romney, Lon-1909-10-11-12
 Romney, Lowell-1914-15-16
 Romney, Milton-1919
 Romney, Ott-1910-11-12
 Romney, Wilford-1917
 Roshek, Michael-1963
 Ross, Gerald (Skip)-1954-55
 Ross, Gregory-1973-74
 Rosse, Richard-1951
 Rosser, Tom-1995-96
 Rowbotham, John-2000
 Rowe, Eric-2011-12-13-14
 Rowley, Bryan-1989-90-91-93
 Roy, Frank-1963-64
 Rudesill, Steven-1976-77
 Runnels, Ron-1951-52-53
 Russel, J. Parley-1907
 Russell, C.P.-1903-04-05-06
 Russell, Cliff-1998-99-00-01
 Ryan, Kenneth-1924-25
 Rydalch, Don-1951-52-53
 Rydalch, Ronald-1971-72-73

- S -

Sai, Kapua-2010-11
 Saiz, Manny-1986-88-89
 Sakoda, Louie-2005-06-07-08
 Saleaumua, Wes-1982-83-84
 Salido, Dimitri-2016
 Salt, Junior-2013-14
 Sampson, Colt-2006-07-08
 Sampson, Curtis-1984-85
 Sampson, Ernest-1980-82
 Sanders, Antwoine-2001-02
 Sanders, Leroy-1901
 Sanders-Williams, Marcus-2013-14-15
 Sanderson, Scott-1982
 Santiago, Andrew-2014-16
 Sao, Willie-2004-05
 Sape, Lauvale-1999-00-01-02
 Satoaifaiga, Cyrus-1997-98
 Savage, Joel-1972-73-74
 Savage, Josh-2000-01-02-03
 Savich, Don-1932-33-34
 Savoy, Steve-2003-04
 Scalley, Ford (Bud)-1960-61-62
 Scalley, Morgan-2001-02-03-04
 Schiellack, Butch-1987
 Schizler, Robert-1974-75-76
 Schlauderaff, Caleb-2007-08-09-10
 Schleckman, Karl-1935-36-37
 Schmidt, Kenneth-1961-62-63
 Schmitt, Brian-1982-83-84
 Schofield, Mazel-1912
 Schulz, Adam-2012-13-14
 Schweitzer, Howard-1909

Scott, Kenneth-2011-12-14-15
 Scott, Lance-1991-92-93-94
 Scott, Yohance-2000-01
 Scranton, Fred-1904-05-06
 Scruggs, Shayne-2002
 Seabrook, Monte-2014-15
 Seals, Richard-1996-98-99
 Sears, James-1968
 Seeley, Carol-1907
 Seifert, George-1959
 Seiuli, Corey-2006-07-08
 Sellwood, Sean-2009-10-11-12
 Settle, Francis-1903
 Seul, John-1956-57-58
 Shafsky, Adolph-1919
 Shah Jr., Sharrieff-2014-15-16
 Shah Sr., Sharrieff-1990-91-92-93
 Shaheen, Ameen-2005-06
 Shakerin, Sausan-2009-10
 Shaver, Vernon-1991
 Shaw, Terry-1984-85
 Shaw, Wayne-1936
 Shelby, Derrick-2008-09-10-11
 Sheldon, Frank-1978-79-80
 Shepard, Clint-2014
 Shephard, James-1958
 Sherman, Jack-1944
 Shores, Rex-1909
 Shyne, Armand-2016
 Shyne, Eric-2005-06
 Siebold, Norman-1936
 Sigloch, Steve-1986-88-89
 Siliga, Sealver-2008-09-10
 Silver, Walter-1919-20
 Simmons, Bill-1941
 Simmons, Darold-1952-53
 Simmons, Gerald-1952-53
 Simons, Lynn-1953-54
 Simonson, Jerry-1967-68-69
 Simpkins, Demari-2016
 Simpkins, Ernest-1929
 Sims, Barry-1995-96
 Sims, Matt-2006-07
 Singleton, Raelon-2015-16
 Sirstins, Rob-2001-02
 Skidmore, Earl-1913
 Sleater, Roland-1932-33
 Small, Ronald-1975-76
 Smith, Alex-2002-04
 Smith, Bill-1952
 Smith, Carl-1955-56-57
 Smith, Charles-1966-67
 Smith, Charles-1970
 Smith, Chris-1982-83-84
 Smith, Clarence-2014-15
 Smith, Clifton-1987-88-89-90
 Smith, Craig-1967-68-69
 Smith, David-1967-68-69
 Smith, Demere-1991
 Smith, Dennis-1986-87-88-89
 Smith, Dennis-2000-01
 Smith, Galen-1954
 Smith, Garrett-1999-00-01-02
 Smith, Greg-1985-86-87-88
 Smith, Joseph-2012-13
 Smith, Milton-1944
 Smith, Neil-1920-21-22
 Smith, Oscar-1922
 Smith, Ryan-2004-05

Smith, Sean-2006-07-08
 Smith, Steve-1999-00
 Smith, Tyrone-2015-16
 Smith, Winston-1939
 Smithson, Shaky-2009-10
 Snarr, Hamner-1926-27-28
 Snoddy, Theodore-1964-65
 Snow, Fred-1907-08
 Snow, Paul-1936-37-38
 Snyder, Mark-1983
 Snyder, Mike-1984-86-87-88
 Sobiech, Scott-1979
 Sobolewski, Michael-1977-78
 Soffe, Carlos-1938-39-40
 Soffe, Don-1943
 Soliai, Paul-2005-06
 Soliven, Ben-2010
 Solomon, Roland-1975-77-78
 Sonntag, Nick-2004
 Sopjes, William-1967
 Sorensen, Brandon-1994
 Sorensen, Neil-1953-54
 Sorenson, Christian-1980
 Sorenson, Dale-1939-40
 Soulds, Gregory-1967-68
 Souza, Sean-2000-01-02
 Spector, Isadore-1939-40-41
 Speedie, Max-1939-40-41
 Speer, Todd-1979-81
 Spellman, Glenn-1985
 Spencer, Ike-1972-73-74
 Spencer, Michael-1974-75-76
 Spendlove, Floyd-1939-40-41
 Sperry, LaVerle-1941
 Spikes, Victor-2009-10-11-12
 Spinazzola, Daniel-1960-62
 Spindler, Lynn-1952
 Stanford, R.J.-2006-07-08-09
 Stanley, Jason-1993
 Stapley, Derrick-1993-94
 Stapley, Stanley-1942
 Staten, Dwight-1967-69
 Steckling, Mike-2007
 Stephens, John-1933
 Steptoe, Jack-1976-77
 Stevens, Don-1949
 Stevens, Harold-1922
 Stevens, John-1935
 Stevens, Mark-1983-84
 Stevens, Mike-1972-73
 Stevens, Richard-1971-72-73
 Stevens, Tally-1942
 Stevens, Tevita-2009-10-11-12
 Stevens, William-1939
 Stevenson, Merlon-1920
 Stewart, Barnard-1894
 Stewart, Daniel-1977-79-80-81
 Stewart, Elwood-1966
 Stiefel, Moses-1920
 Stiles, Lynn-1961-62
 Still, Travis-2012-13
 Stillman, Gilbert Pat-1960-61-62
 Stipech, John-1964-65-66
 Stoats, William-1971
 Stone, Jordan-1981-82
 Stone, Larry-67-68-69
 Stowers, Ray-2006-07-08-09
 Street, James-67-68
 Stringfellow, Joseph-1894

Strobel, Roger-1903
 Stroth, Doug-1987-88
 Stuhr, Erik-1996
 Suba, Walter-1956-57
 Sukowicz, Don-1949-50-51
 Summerhays, Joe-1934-35
 Summerhays, Preston-1928-29-30
 Summerhays, Robert-1944
 Sumner, Raymond-1910-12-13
 Sutcliffe, Jamie-2013
 Sutura, Casey-2006-07
 Sutherland, Rex-1911-12-13
 Sutherland, Will-1906
 Sutton, William-1905
 Swan, George-1970
 Swan, MacDonald-1919-20-21
 Swan, Thornley-1933-34-35
 Swan, William-1937-38-39
 Swaney, Adam-1992-93
 Swanson, Mark-1990-91-92-93
 Sybrowsky, Nathan-1995-96-97
 Sylvester, Stevenson-2006-07-08-09

- T -

Ta'amu, Ed-1998-99-00-01
 Ta'ase, Tunufai-1986-87
 Taggart, Darchon-2013
 Tagovailoa, Fano-2004-05-06
 Talaeai, Rod-1998-99
 Talamaivao, Lei-2007-09-10
 Talamaivao, Pene-1995-97-98
 Talavou, Kelly-2005-06
 Talley, Mo-2014
 Tanagerro, Joe-1950-51
 Tanner, Damilyn-2008
 Tanner, Paul-1954-55
 Tanuvasa, Shawn-1995
 Taplin-Ross, Justin-2007-08-09-10
 Tarver, Daniel-1980-81-82-83
 Tarver, Joe-1979-80-82-83
 Tasini, Pasoni-2015-16
 Tate, Adam-2000-01
 Tate, Richard-1966
 Tate, Steve-2005-06-07
 Tatton, Rhett-1996-97
 Tauanuu, Vince-1995-96
 Taufer, Louis-1921-22
 Taufer, Victor-1924-25-26-27
 Taumoelau, Percy-2010-11-12-13
 Taumoepenu, Pita-2013-14-15-16
 Tausinga, Sam-1988-89
 Tauteoli, Moses-1990
 Tauteoli, Sunia-2015-16
 Taylor, Eric-1985
 Taylor, Johnny-1981-82
 Taylor, Lloyd-1916
 Taylor, Mark-1971-73
 Taylor, Ryan-2007
 Taylor, Steven-1963-64
 Taylor, Terry-1974-75
 Taylor, Zane-2007-08-09-10
 Teahan, James-1978-79-80-81
 Tedesco, Fred-1930-31-32
 TeGantvoort, Charlie-2004-05
 Tenifa, Lolo-2009
 Tetley, Lewis-1964-65
 Tetley, Warren-1969
 Tevi, Sam-2013-14-15-16

ALL-TIME LETTERMEN



Siao Wilson, 2016

Thomas, Cecil-1991-92-93
 Thomas, Don-1941-42
 Thomas, Justin-2013-14-15-16
 Thomas, Louis (Speedy)-1967-68
 Thomas, Mike-1997-98
 Thomas, Seth-1894
 Thompson, Donavan-2016
 Thompson, James-1987-88
 Thompson, Jason-2014-15-16
 Thompson, Kendal-2014-15
 Thompson, Norman-1969-70
 Thompson, Tom-1952-53-54
 Thornburg, Andrew-1965-66
 Thornton, Rusty-1948-49-50
 Thorum, Alphonso-1916
 Tialavea, Don-1981
 Tillotson, Blake-1976
 Titus, Tobias-2008
 Todd, Thomas-1936-37
 Todd, Tim-1993-94
 Tofaeono, Jeremiah-2010-11-12-13
 Tollman, Gerald-1965-66-67
 Tolman, Justin-1912-13-14
 Tomlinson, Gary-1955
 Tonga, Aaron-2007-08
 Tonga, Pita-1988-89-90-92
 Tonga, Westlee-2010-11-12-14
 Tongaonevai, Ron-2010
 Toone, Spencer-2003-2004-05
 Topps, Reggie-2009-10-11-12
 Tovey, Dave-1993
 Towns, Tanqueray-2013
 Trachtenberg, Joel-1967
 Trapletti, Michael-1979-80
 Travers, Jack-1913
 Truhe, Cletus Tommy-1997-98-99
 Trumpy, Robert-1966
 Tucker, Erroll-1984-85
 Tucker, Rick-1994-95
 Tufaga, Wes-1997-98-99-00
 Tu'ikolovatu, Stevie-2014-15
 Tuimauga, Derek-2009-12-13
 Tuinei-Wily, Zeke-2006
 Tui'one, Junior-2008-09-10

Tuipulotu, LT-2011-12-13
 Tukuafu, Pasa-1987-88
 Tune, Zach-2001-02
 Tupola, Tavo-2003-04-05-06
 Turner, Albert-1939
 Turner, Charles-1938-39-40
 Turner, William-1963-64
 Tyler, Nate-1967-68
 Tynes, John (Bud)-1959-61-62

- U -

Uhatafe, Salesi-2014-15-16
 Uluave, Semisi-1994
 Umphrey, Richard-1977
 Unutoa, Dymond-2005
 Ure, Lincoln-1921
 Urses, John-1955-56-57
 Utter, Floyd-1928-29-30
 Utu, Donny-1996-97-98-99
 Uyeshiro, Stanley-1958-59-60

- V -

Vainuku, Vaha-2016
 Vakalahi, Tevita-2001-02
 Vakapuna, Tauni-2010-11
 Van Cott, Lewellyn-1923
 Van Galder, Donald-1971-72-73
 Van Law, William-1926-27
 Van Orden, Chris-2014-15
 Van Pelt, Roger-1914-15-16
 Van Sciver, Brett-1977-79-80-81
 Van Voorhies, John (Mgr)-1934
 Vargas, Pedro-1980
 Varley, Thomas-1905-06
 Vaughn, Stuart-1955-56-57
 Vedder, Kurt-1985-86
 Ventriglia, Chad-1994-95
 Verbalaitis, Rick-1991-92-93
 Vierra, Ken-1956-57-58-59
 Vierra, Kenny-1981-82
 Voss, Jason-2004-05-06
 Vroman, Ben-2006-07-08-09
 Vyfvinkel, Mike-1987-88

- W -

Wade, Jack-1952-53-54
 Wade, James-1901-02-03-04
 Wade, Zack-2009
 Wagner, Dennis-1978-79
 Wagner, Scott-1986-87
 Wagoner, Larry-1962
 Wagstaff, Tim-1988
 Walda, Lawrence-1969-70-71
 Walejko, Mark-1989-90-91-92
 Walker, Carlton-1983-84
 Walker, Chaz-2008-09-10-11
 Walker, Darren-1995-96-97-98
 Walker, David-1969-70
 Walker, Jesse-1908-09
 Walker, Justin-2004
 Walker, Lewis-1978-79
 Walker, Lewis-2012
 Walker, Michael-2010-11-12-13
 Walker, William-1983-84
 Wall, Dennis-1972-73
 Wall, Larry-1975-76
 Walling, Les-1930-31
 Walsh, William-1965

Walterscheid, Justin-2001-02
 Ward, Duncan-1957-58
 Ward, Harvey-1915
 Ward, Kurt-1981
 Ward, Matt-1999-00
 Wareing, George-1917
 Warfield, Brandon-2002-03
 Warfle, Harold-1958-59-60
 Warner, Homer Jr.-1942
 Warner, Homer R.-1974-75-76
 Warner, Homer-1915-16-17
 Warren, Paris-2003-04
 Warthman, Leroy-1913
 Washington, Chris-2010
 Washington, Derek-1975-76-77
 Wasko, Douglas-1961-62-63
 Watkins, Dave-1963-64
 Watkins, George-1928-29-30
 Watkins, Glen-1920-21-22-23
 Watkins, Quincy-2001
 Watson, Douglas-1976-77-79
 Watson, Mike-1987
 Watt, Richard-1961-62
 Watts, Walter-2007-08-09-10
 Weaver, VarSelle-1951-52
 Weddle, Eric-2003-04-05-06
 Weeks, Mike-1974-75-76
 Weight, Cody-2001-02
 Weixler, Dave-2013
 Welch, Elmer-1929-30-31
 Welch, Joe-1990-92
 Welling, Arthur-1900
 Wells, Charles-1954-55
 Wells, Philippe-1999-00
 Wells, Rodney-1987
 Wesson, Elijah-2006-07-08-09
 West, El Roy-1943
 Weston, George-1900-01-02
 Weston, John-1900-01
 Westort, Ray-1950-51-52
 Westphal, Keen-1932-33
 Wheeler, Quinn-1995-96
 Wheelwright, Eric-1986
 Wheelwright, Scott-1989
 Whetman, Golden-1999-00
 Whiddon, Derek-1991-92-93
 White, Anthony-2000-01-02-03
 White, Boyd-1940-41
 White, Dave-1987
 White, Dick-1955
 White, Hartley-1940
 White, John-2011-12
 White, Phillip-1978
 White, Sam-1997-98-99
 White, Steve (Tiny)-1978-79
 White, Tyler-2012
 Whiting, Heber-1924-25
 Whitney, Chaucy-1919
 Whitney, Hardin-1922-23-24
 Whittingham, Alex-2014-15-16
 Whittingham, Jason-2012-13-14-15
 Whittingham, Tyler-2010-11
 Wicker, Howard-1942
 Wide, Eddie-2007-08-09-10
 Wiley, I.E.-1894
 Wilkinson, Thomas-1944
 Williams, Bob-1943
 Williams, Gary-1955
 Williams, Grayland-1988-89

Williams, James-1991
 Williams, Jamil-1994
 Williams, Jaysen (J.J.)-2006-09-10-11
 Williams, Joe-2015-16
 Williams, Karl-2011-12-13
 Williams, Keith-1991-92-93
 Williams, Marcus-2014-15-16
 Williams, P.J.-1987
 Williams, Reza-2003-04
 Williams, Rolfe-1924-25
 Williams, Sean-1989-90-91-92
 Williams, Tavaris-2014
 Williams, Troy-2016
 Williams, Tyger-1988
 Williams, Tyler-2006-07-08-09
 Wilson, Earl-1916
 Wilson, Kevin-1999-00-01
 Wilson, Larry-1957-58-59
 Wilson, Marquis-2005-06-07
 Wilson, Mike-1993-94
 Wilson, Siao-2016
 Wilson, Travis-2012-13-14-15
 Wimmer, Reed-1911
 Winder, Dick-1952
 Winder, Richard-1938
 Winegar, Trevor-2001
 Winslow, Dwight-1944
 Wirthlin, Joe-1936
 Wirthlin, Meeks-1943
 Wirthlin, Roy-1922
 Wise, Brian-1987-88
 Wishnowsky, Mitch-2016
 Wismar, Monroe (Mgr)-1932
 Witkin, Dean-1987-88-89-90
 Witte, Arthur-1969
 Woffinden, Calvin-1971
 Wolcott, Ronald-1969
 Womack, George-1983-84
 Wood, Jason-1988-89
 Woods, Jason-1990
 Woods, Marcus-1993-94
 Woods, Rondle-1979-80
 Woods, Sherman-1932-33
 Woodson, Robert-1964-65-66
 Woodward, Don-1983-84-85-86
 Worly, Richard-1967-68
 Worobec, Elwin-1978
 Wright, Jerome-2003-04
 Wright, Mike-2006-07-08-09
 Wullstein, Adolph-1924-25
 Wynn, Jordan-2009-10-11-12

- Y -

Yancy, Kameron-2009-10
 Yarrington, Lyle-1944
 Yeates, Bill-1952-55
 Yergensen, Chris-1991-92-93
 York, Kelvin-2012-13
 Yoshihara, Jack-1943
 Young, Antonio-2002-03-04-05
 Young, Dre'Vian-2014-15
 Young, Kenric-2014-15-16
 Young, Steve-1991-92
 Young, Stewart-1910

- Z -

Zilligan, Joe-1902
 Zundel, Ben-1944

HOMECOMING GAMES

ALL-TIME UTAH HOMECOMING GAMES

11-12-21	Colorado	T	0-0
11-4-22	Colorado College	W	20-7
11-17-23	Colorado	L	7-17
10-18-24	Arizona	W	32-7
10-24-25	Colorado	W	12-7
10-30-26	Colorado A.C.	W	10-6
10-22-27	Colorado	W	20-13
11-3-28	Colorado College	W	27-21
10-19-29	Colorado	W	40-0
11-8-30	Colorado College	W	41-6
10-31-31	Colorado A.C.	W	60-6
10-29-32	Utah State	W	16-0
11-11-33	Colorado	W	13-6
10-27-34	Oregon	L	7-8
11-9-35	Colorado	L	0-14
11-14-36	Hawaii	Canceled (ship strike)	
11-14-36	Texas A&M	L	7-20
11-6-37	Colorado	L	7-17
11-12-38	Colorado State	W	13-0
11-4-39	Colorado	L	14-21
10-26-40	Denver	W	25-14
11-1-41	Colorado	W	46-6
10-24-42	Denver	W	21-12
11-6-43	Colorado	L	19-22
11-11-44	Denver	T	0-0
11-3-45	Denver	W	33-21
11-2-46	Colorado	W	7-0
10-18-47	Denver	W	13-7
10-30-48	Colorado	W	14-12
11-5-49	Colorado A&M	L	12-21
10-21-50	Wyoming	L	13-53
10-20-51	Denver	W	17-14
11-1-52	Colorado	L	14-20

11-14-53	Colorado A&M	W	35-14
10-30-54	Idaho	L	13-14
10-22-55	Wyoming	L	13-23
10-27-56	Idaho	L	21-27
11-3-57	Colorado State	W	55-0
10-18-58	Denver	W	20-16
10-24-59	Wyoming	L	7-21
10-22-60	Denver	W	49-16
10-28-61	Wyoming	L	6-13
10-20-62	New Mexico	T	7-7
10-26-63	Wyoming	L	23-26
10-24-64	Arizona State	W	16-3
10-30-65	Colorado State	W	22-19
10-29-66	New Mexico	W	27-0
11-4-67	Arizona State	L	32-49
11-2-68	Brigham Young	W	30-21
11-1-69	Utah State	W	27-7
10-24-70	Arizona	W	24-0
10-30-71	Wyoming	L	16-29
10-28-72	New Mexico	W	59-14
11-3-73	Arizona State	W	36-31
11-2-74	San Jose State	L	6-24
11-1-75	Arizona State	L	14-40
11-6-76	New Mexico	W	34-31
11-12-77	UTEP	W	29-17
11-4-78	New Mexico	L	12-24
11-10-79	UTEP	W	35-0
10-25-80	Colorado State	T	21-21
10-31-81	San Diego State	W	17-14
11-6-82	Utah State	W	42-10
11-5-83	CS-Fullerton	W	47-20
11-3-84	Colorado State	W	35-23
11-9-85	New Mexico	W	58-49

11-8-86	Colorado State	W	38-28
11-7-87	UTEP	L	24-30
10-29-88	San Diego State	W	41-20
10-10-89	Colorado State	L	10-50
10-20-90	UTEP	W	37-23
10-26-91	San Diego State	L	21-24
10-24-92	UTEP	L	13-20
10-30-93	San Diego State	W	45-41
10-29-94	UTEP	W	52-7
10-28-95	Utah State	W	40-20
10-26-96	Tulsa	W	45-19
10-25-97	New Mexico	W	15-10
9-26-98	Boise State	L	28-31
9-18-99	Utah State	W	38-18
9-15-00	Air Force	L	14-23
9-29-01	New Mexico	W	37-16
9-28-02	Air Force	L	26-30
10-11-03	San Diego State	W	27-6
9-25-04	Air Force	W	49-35
10-15-05	San Diego State	L	19-28
9-30-06	Boise State	L	3-36
9-29-07	Utah State	W	34-18
9-27-08	Weber State	W	37-21
9-26-09	Louisville	W	30-14
9-25-10	San Jose State	W	56-3
10-1-11	Washington	L	14-31
9-15-12	Brigham Young	W	24-21
9-14-13	Oregon State	L (OT)	51-48
9-27-14	Washington State	L	27-28
10-10-15	California	W	30-24
10-8-16	Arizona	W	36-23

UTAH VS. HOMECOMING OPPONENTS

Air Force	1-2
Arizona	3-0
Arizona State	2-2
Boise State	0-2
Brigham Young	2-0
California	1-0
Cal State Fullerton	1-0
Colorado	7-6-1
Colorado College	3-0
Colorado State	8-2-1
Denver	7-0-1
Idaho	0-2
Louisville	1-0
New Mexico	6-1-1
Oregon	0-1
Oregon State	0-1
San Diego State	4-2
San Jose State	1-1
Texas A&M	0-1
Tulsa	1-0
Utah State	6-0
UTEP	4-2
Washington	0-1
Washington State	0-1
Weber State	1-0
Wyoming	0-6
Total	59-33-4



Devontae Booker ran for a season-high 222 yards to become the 13th player in school history with 2,000 career rushing yards as No. 5 Utah defeated No. 23 California 30-24 in the 2015 Homecoming game.

123 YEARS WITH THE UTES

1892 (0-1)

Head Coach: Unknown

Utah State L 0-12 Nov. 25 Logan

1894 (1-2)

Head Coach: Robert Harkness

City High L 4-20 Oct. 4 Salt Lake City
 YMCA L 0-14 Nov. 3 Salt Lake City
 City High W 14-6 Nov. 29 Salt Lake City

1895 (0-1)

Head Coach: Walter Shoup

YMCA L 0-20 Nov. 28 Salt Lake City

1896 (3-2)

Head Coach: C.B. Ferris

BY Academy W 12-4 Apr. 6 Salt Lake City
 BY Academy W 6-0 Nov. 14 Salt Lake City
 Crescents L 0-4 Nov. 26 Salt Lake City
 BY Academy L 6-8 Dec. 5 Provo
 City High W 6-4 Dec. 25 Salt Lake City

1897 (1-5)

Head Coach: Byron Cummings

YMCA L 0-8 Oct. 23 Salt Lake City
 LDS College W 8-0 Nov. 1 Salt Lake City
 Collegiate Institute L 4-6 Nov. 5 Salt Lake City
 YMCA L 0-16 Nov. 25 Salt Lake City
 BY Academy L 0-14 Dec. 4 Salt Lake City
 BY Academy L 0-22 Dec. 18 Provo

1898 (2-1)

Head Coach: Benjamin Wilson

City High L 0-6 Nov. 14 Salt Lake City
 BY Academy W 5-0 Nov. 24 Salt Lake City
 All Hallows W Forfeit Dec. 12 Salt Lake City

1899 (2-1)

Head Coach: Charles Gatehouse

9th Calvary W 18-0 Nov. 3 Salt Lake City
 9th Calvary W 5-0 Nov. 13 Salt Lake City
 City High L 0-34 Nov. 25 Salt Lake City

1900 (2-1)

Head Coach: Harvey R. Holmes

All Hallows W 36-6 Nov. 10 Salt Lake City
 Utah State W 21-0 Nov. 17 Logan
 YMCA L 0-6 Nov. 24 Salt Lake City

1901 (3-1)

Head Coach: Harvey R. Holmes

Ogden High W 12-0 Oct. 19 Salt Lake City
 All Hallows W 16-0 Oct. 26 Salt Lake City
 Utah State W 17-0 Nov. 9 Salt Lake City
 Nevada L 2-6 Nov. 28 Salt Lake City

1902 (5-2-1)

Head Coach: Harvey R. Holmes

Fort Douglas W 5-0 Sep. 26 Salt Lake City
 Ogden High W 29-5 Oct. 4 Ogden
 Salt Lake High W 41-0 Oct. 11 Salt Lake City
 Fort Douglas W 35-0 Oct. 18 Salt Lake City
 Colorado A.C. T 0-0 Oct. 25 Salt Lake City
 National Guard L 0-11 Nov. 1 Salt Lake City
 Utah State W 18-0 Nov. 15 Salt Lake City
 Stanford L 11-35 Nov. 27 Salt Lake City

1903 (3-5)

Head Coach: Harvey R. Holmes

Ogden High W 11-0 Sep. 26 Ogden
 Colorado L 0-22 Oct. 3 Boulder
 Fort Douglas W 63-0 Oct. 10 Salt Lake City
 Utah State L 0-17 Oct. 17 Logan
 Denver L 0-10 Oct. 31 Salt Lake City
 12th Infantry W 46-0 Nov. 14 Salt Lake City
 Colorado A.C. L 5-16 Nov. 26 Salt Lake City
 Carlisle L 0-22 Dec. 19 Salt Lake City



JOSEPH H. MADDOCK
 (1904-09)
 Record: 28-9-1

1904 (7-1)

Head Coach: Joseph H. Maddock

Colorado L 6-33 Oct. 1 Salt Lake City
 Montana W 17-0 Oct. 15 Salt Lake City
 Oregon Short Line W 50-0 Oct. 22 Salt Lake City
 Denver W 12-0 Oct. 29 Denver
 Wyoming W 23-0 Oct. 31 Laramie
 Fort Douglas W 107-5 Nov. 5 Salt Lake City
 Utah State W 43-0 Nov. 19 Salt Lake City
 Colorado College W 43-0 Nov. 24 Salt Lake City

1905 (6-2)

Head Coach: Joseph H. Maddock

Wyoming W 31-0 Oct. 7 Salt Lake City
 Montana W 42-0 Oct. 14 Missoula
 Denver W 24-6 Oct. 21 Salt Lake City
 Fort Douglas W 129-0 Oct. 28 Salt Lake City
 Colorado L 5-46 Nov. 4 Boulder
 Colorado Mines L 0-22 Nov. 11 Salt Lake City
 Utah State W 5-0 Nov. 25 Logan
 Colorado A.C. W 24-0 Nov. 30 Salt Lake City

1906 (4-1)

Head Coach: Joseph H. Maddock

Colorado College L 0-6 Oct. 13 Colorado Springs
 Denver W 24-0 Oct. 20 Denver
 Montana W 42-0 Nov. 3 Salt Lake City
 Colorado W 10-0 Nov. 17 Salt Lake City
 Utah State W 35-0 Nov. 29 Salt Lake City

1907 (4-2)

Head Coach: Joseph H. Maddock

Denver W 24-4 Oct. 12 Salt Lake City
 Colorado Mines W 16-10 Oct. 26 Salt Lake City
 St. Vincent's L 5-11 Nov. 2 Los Angeles
 Utah State W 10-0 Nov. 9 Salt Lake City
 Colorado L 10-24 Nov. 16 Boulder
 Colorado College W 13-10 Nov. 28 Salt Lake City

1908 (3-2-1)

Head Coach: Joseph H. Maddock

Denver L 15-17 Oct. 10 Denver
 Colorado College L 4-18 Oct. 17 Colorado Springs
 Fort Douglas W 11-0 Oct. 24 Salt Lake City
 Wyoming W 75-0 Nov. 7 Salt Lake City
 Colorado W 21-14 Nov. 14 Salt Lake City
 Idaho T 0-0 Nov. 26 Salt Lake City

1909 (4-1)

Head Coach: Joseph H. Maddock

Utah State W 28-0 Oct. 9 Logan
 Colorado Mines L 8-14 Oct. 23 Denver
 Fort Douglas W 21-5 Oct. 30 Salt Lake City
 Montana A.C. W 46-0 Nov. 13 Salt Lake City
 Utah State W 22-0 Nov. 25 Salt Lake City



FRED BENNION
 (1910-13)
 Record: 16-8-3

1910 (4-2, 2-2 RMC)

Head Coach: Fred Bennion

Utah State W 21-12 Oct. 8 Logan
 Colorado Mines* W 6-0 Oct. 15 Salt Lake City
 Colorado College* L 17-21 Oct. 22 Salt Lake City
 Colorado* L 0-11 Oct. 29 Denver
 Denver* W 20-0 Nov. 12 Salt Lake City
 Utah State W 6-0 Nov. 24 Salt Lake City

1911 (5-1-1, 3-1-1 RMC)

Head Coach: Fred Bennion

Colorado A.C.* W 51-0 Oct. 7 Salt Lake City
 Denver* T 0-0 Oct. 14 Denver
 Montana A.C. W 97-0 Oct. 28 Salt Lake City
 Colorado Mines* W 15-0 Nov. 4 Salt Lake City
 Colorado College* W 18-6 Nov. 11 Colorado Springs
 Colorado* L 0-9 Nov. 18 Salt Lake City
 Idaho W 19-0 Nov. 30 Salt Lake City

1912 (5-1-1, 4-1 RMC)

Head Coach: Fred Bennion

Wyoming* W 9-0 Oct. 5 Salt Lake City
 Denver* W 66-0 Oct. 19 Salt Lake City
 Colorado Mines* W 18-3 Oct. 26 Denver
 Montana W 10-3 Nov. 2 Salt Lake City
 Colorado* L 0-3 Nov. 9 Denver
 Colorado College* W 43-0 Nov. 16 Salt Lake City
 Utah State T 7-7 Nov. 28 Salt Lake City

1913 (2-4-1, 1-2 RMC)

Head Coach: Fred Bennion

Fort Douglas W 89-6 Oct. 11 Salt Lake City
 Colorado College* W 7-6 Oct. 18 Colorado Springs
 Colorado Mines* L 0-7 Oct. 25 Salt Lake City
 Colorado* L 12-30 Nov. 8 Salt Lake City
 Occidental L 14-26 Nov. 15 Los Angeles
 Cal Poly-Pomona T 7-7 Nov. 19 Clairmont
 Utah State L 0-21 Nov. 27 Logan



123 YEARS WITH THE UTES

1914 (3-3, 2-3 RMC)

Head Coach: Nelson H. Norgren

Wyoming*	W	20-0	Oct. 10	Salt Lake City
Colorado College*	L	7-46	Oct. 17	Salt Lake City
Colorado Mines*	L	6-13	Oct. 24	Denver
Colorado*	L	0-33	Nov. 7	Boulder
Occidental	W	34-14	Nov. 14	Salt Lake City
Utah State*	W	29-2	Nov. 26	Salt Lake City

1915 (5-2, 4-2 RMC)

Head Coach: Nelson H. Norgren

Wyoming*	W	70-7	Oct. 9	Salt Lake City
Colorado A.C.*	L	9-21	Oct. 16	Salt Lake City
Colorado Mines*	W	7-0	Oct. 23	Salt Lake City
Colorado*	W	35-3	Oct. 30	Salt Lake City
Colorado College*	L	7-27	Nov. 6	Colorado Springs
USC	W	20-13	Nov. 20	Salt Lake City
Utah State*	W	14-0	Nov. 25	Logan

1916 (3-2, 2-2 RMC)

Head Coach: Nelson H. Norgren

USC	W	27-12	Oct. 21	Los Angeles
Colorado*	W	28-0	Oct. 28	Salt Lake City
Utah State*	W	46-0	Nov. 11	Salt Lake City
Colorado A.C.*	L	6-12	Nov. 18	Fort Collins
Colorado College*	L	6-21	Nov. 30	Salt Lake City

1917 (2-4, 2-3 RMC)

Head Coach: Nelson H. Norgren

Wyoming*	W	14-0	Oct. 20	Salt Lake City
Colorado College*	L	0-21	Oct. 27	Colorado Springs
Colorado A.C.*	W	25-12	Nov. 3	Salt Lake City
Colorado*	L	9-18	Nov. 10	Boulder
USC	L	0-51	Nov. 17	Salt Lake City
Utah State*	L	0-14	Nov. 29	Salt Lake City

1919 (5-2, 4-1 RMC)

Head Coach: Thomas Fitzpatrick

Colorado College*	W	20-0	Oct. 11	Salt Lake City
Colorado A.C.*	L	21-34	Oct. 18	Fort Collins
Idaho	W	20-0	Oct. 25	Salt Lake City
Montana A.C.*	W	66-0	Nov. 1	Salt Lake City
Colorado*	W	7-0	Nov. 8	Salt Lake City
USC	L	7-20	Nov. 15	Los Angeles
Utah State*	W	10-0	Nov. 29	Salt Lake City

1920 (1-5-1, 1-2-1 RMC)

Head Coach: Thomas Fitzpatrick

Colorado College*	L	2-20	Oct. 16	Colorado Springs
California	L	0-63	Oct. 23	Berkeley
Nevada	L	7-14	Oct. 30	Salt Lake City
Colorado*	W	7-0	Nov. 6	Boulder
Idaho	L	0-10	Nov. 11	Boise
Wyoming*	T	0-0	Nov. 20	Salt Lake City
Utah State*	L	10-0	Nov. 25	Salt Lake City

1921 (3-2-1, 2-1-1 RMC)

Head Coach: Thomas Fitzpatrick

Wyoming*	W	14-3	Oct. 15	Salt Lake City
Colorado College*	W	14-3	Oct. 22	Colorado Springs
Idaho	W	17-7	Oct. 29	Salt Lake City
Nevada	L	7-28	Nov. 5	Reno
Colorado*(h)	T	0-0	Nov. 12	Salt Lake City
Utah State*	L	3-14	Nov. 24	Salt Lake City

1922 (7-1, 5-0 RMC)

Head Coach: Thomas Fitzpatrick

Idaho College	W	16-12	Oct. 7	Salt Lake City
Brigham Young*	W	49-0	Oct. 14	Salt Lake City
Colorado*	W	3-0	Oct. 21	Boulder
Wyoming*	W	27-0	Oct. 25	Laramie
Colorado College*(h)	W	20-7	Nov. 4	Salt Lake City
Idaho	L	0-16	Nov. 11	Boise
Whitman	W	24-6	Nov. 18	Salt Lake City
Utah State*	W	14-0	Nov. 30	Salt Lake City

1923 (4-3, 2-3 RMC)

Head Coach: Thomas Fitzpatrick

Whitman	W	16-0	Oct. 6	Walla Walla
Wyoming*	W	79-0	Oct. 13	Salt Lake City
Brigham Young*	W	15-0	Oct. 27	Provo
Idaho College	W	105-3	Nov. 3	Salt Lake City
Colorado College*	L	6-7	Nov. 10	Colorado Springs
Colorado*(h)	L	7-17	Nov. 17	Salt Lake City
Utah State*	L	13-21	Nov. 29	Salt Lake City

1924 (3-4-1, 2-2-1 RMC)

Head Coach: Thomas Fitzpatrick

Drake	L	14-33	Oct. 4	Salt Lake City
Colorado College*	L	0-9	Oct. 11	Salt Lake City
Arizona(h)	W	32-7	Oct. 18	Salt Lake City
Brigham Young*	W	35-6	Oct. 25	Salt Lake City
Colorado*	L	0-3	Nov. 1	Boulder
Stanford	L	0-30	Nov. 8	Berkeley
Wyoming*	W	28-0	Nov. 15	Salt Lake City
Utah State*	T	7-7	Nov. 27	Salt Lake City



IKE ARMSTRONG
(1925-49)
Record: 141-55-15

1925 (6-2, 5-1 RMC)

Head Coach: Ike Armstrong

USC	L	2-28	Oct. 10	Los Angeles
Arizona	W	9-0	Oct. 16	Tucson
Colorado*(h)	W	12-7	Oct. 24	Salt Lake City
Brigham Young*	W	27-0	Oct. 31	Provo
Denver*	W	27-0	Nov. 7	Salt Lake City
Colorado College*	W	20-0	Nov. 14	Colorado Springs
Wyoming*	W	7-6	Nov. 18	Laramie
Utah State*	L	6-10	Nov. 26	Salt Lake City

1926 (7-0, 5-0 RMC)

Head Coach: Ike Armstrong

South Dakota	W	13-0	Oct. 9	Salt Lake City
Colorado*	W	37-3	Oct. 23	Boulder
Colorado A.C.*(h)	W	10-6	Oct. 30	Salt Lake City
Denver*	W	13-0	Nov. 6	Denver
Brigham Young*	W	40-7	Nov. 13	Salt Lake City
Utah State*	W	34-0	Nov. 25	Salt Lake City
Hawaii	W	17-7	Dec. 18	Honolulu

1927 (3-3-1, 3-1-1 RMC)

Head Coach: Ike Armstrong

Colorado Mines*	W	40-6	Oct. 1	Salt Lake City
Northwestern	L	6-13	Oct. 8	Evanston
Colorado*(h)	W	20-13	Oct. 22	Salt Lake City
Colorado A.C.*	L	0-12	Oct. 29	Fort Collins
Creighton	L	7-16	Nov. 5	Salt Lake City
Brigham Young*	W	20-0	Nov. 12	Provo
Utah State*	T	0-0	Nov. 24	Salt Lake City

1928 (5-0-2, 4-0-1 RMC)

Head Coach: Ike Armstrong

Nevada	W	32-7	Oct. 6	Reno
Colorado A.C.*	W	6-0	Oct. 20	Salt Lake City
Colorado*	W	25-6	Oct. 27	Boulder
Colorado College*(h)	W	27-21	Nov. 3	Salt Lake City
Creighton	T	7-7	Nov. 10	Omaha
Brigham Young*	T	0-0	Nov. 17	Salt Lake City
Utah State*	W	20-0	Nov. 29	Salt Lake City

1929 (7-0, 6-0 RMC)

Head Coach: Ike Armstrong

Nevada	W	31-0	Oct. 5	Salt Lake City
Colorado*(h)	W	40-0	Oct. 19	Salt Lake City
Colorado A.C.*	W	21-0	Oct. 26	Fort Collins
Brigham Young*	W	45-13	Nov. 2	Salt Lake City
Colorado College*	W	12-3	Nov. 9	Colorado Springs
Wyoming*	W	44-0	Nov. 16	Laramie
Utah State*	W	26-7	Nov. 28	Salt Lake City

1930 (8-0, 7-0 RMC)

Head Coach: Ike Armstrong

Nevada	W	20-7	Sep. 27	Reno
Wyoming*	W	72-0	Oct. 4	Salt Lake City
Brigham Young*	W	34-7	Oct. 18	Salt Lake City
Denver*	W	59-0	Oct. 25	Salt Lake City
Colorado A.C.*	W	39-0	Nov. 1	Fort Collins
Colorado College*(h)	W	41-6	Nov. 8	Salt Lake City
Colorado*	W	34-0	Nov. 15	Boulder
Utah State*	W	41-0	Nov. 27	Salt Lake City

1931 (7-2, 6-0 RMC)

Head Coach: Ike Armstrong

Washington	L	6-7	Sep. 26	Seattle
Idaho College	W	52-0	Oct. 3	Salt Lake City
Brigham Young*	W	43-0	Oct. 17	Salt Lake City
Denver*	W	46-0	Oct. 24	Denver
Colorado A.C.*(h)	W	60-6	Oct. 31	Salt Lake City
Colorado College*	W	28-6	Nov. 7	Colorado Springs
Colorado*	W	32-0	Nov. 14	Salt Lake City
Utah State*	W	34-0	Nov. 26	Salt Lake City
Oregon State	L	0-12	Dec. 5	Portland

1932 (6-1-1, 6-0 RMC)

Head Coach: Ike Armstrong

USC	L	0-35	Sep. 24	Los Angeles
Colorado College*	W	54-6	Oct. 1	Salt Lake City
Nevada	T	6-6	Oct. 8	Ogden
Brigham Young*	W	29-0	Oct. 15	Salt Lake City
Utah State*(h)	W	16-0	Oct. 29	Salt Lake City
Colorado*	W	14-0	Nov. 5	Boulder
Denver*	W	27-0	Nov. 12	Salt Lake City
Colorado A.C.*	W	16-0	Nov. 19	Fort Collins

INFORMATION

HERE'S UTAH

2017 OUTLOOK

PLAYER BIOS

COACHES & STAFF

SERIES HISTORY

2016 IN REVIEW

BOWL HISTORY

RECORD BOOK

123 YEARS WITH THE UTES

1933 (5-3, 5-1 RMC)

Head Coach: Ike Armstrong

Montana State*	W 61-0	Sep. 23	Salt Lake City
UCLA	L 0-21	Oct. 6	Los Angeles
Brigham Young*	W 21-6	Oct. 14	Salt Lake City
Utah State*	W 14-6	Oct. 28	Salt Lake City
Oregon	L 7-26	Nov. 4	Eugene
Colorado*(h)	W 13-6	Nov. 11	Salt Lake City
Denver*	L 0-13	Nov. 18	Denver
Colorado A.C.*	W 13-0	Nov. 30	Salt Lake City

1934 (5-3, 4-2 RMC)

Head Coach: Ike Armstrong

Drake	W 6-0	Sep. 28	Des Moines
Colorado College*	W 61-6	Oct. 6	Salt Lake City
Brigham Young*	W 43-0	Oct. 13	Salt Lake City
Denver*	W 7-0	Oct. 20	Denver
Oregon (h)	L 7-8	Oct. 27	Salt Lake City
Colorado*	L 6-7	Nov. 10	Boulder
Colorado A.C.*	L 6-14	Nov. 17	Fort Collins
Utah State*	W 14-7	Nov. 29	Salt Lake City

1935 (4-3-1, 4-1-1 RMC)

Head Coach: Ike Armstrong

Oregon	L 0-6	Oct. 5	Eugene
Montana State*	W 47-0	Oct. 12	Salt Lake City
Denver*	W 39-14	Oct. 26	Salt Lake City
Brigham Young*	W 32-0	Nov. 2	Provo
Colorado*(h)	L 0-14	Nov. 9	Salt Lake City
Colorado A.C.*	W 14-0	Nov. 16	Fort Collins
Utah State*	T 14-14	Nov. 28	Salt Lake City
Hawaii	L 20-21	Dec. 14	Honolulu

1936 (6-3, 5-2 RMC)

Head Coach: Ike Armstrong

Greeley State*	W 26-0	Sep. 26	Salt Lake City
Arizona	W 14-6	Oct. 3	Salt Lake City
Western State*	W 26-0	Oct. 10	Salt Lake City
Denver*	W 31-6	Oct. 17	Denver
Utah State*	L 0-12	Oct. 24	Logan
Brigham Young*	W 18-0	Oct. 31	Salt Lake City
Colorado*	L 7-31	Nov. 7	Boulder
Texas A&M (h)	L 7-20	Nov. 14	Salt Lake City
Colorado State*	W 13-0	Nov. 26	Salt Lake City

1937 (5-3, 5-2 RMC)

Head Coach: Ike Armstrong

Montana State*	W 19-7	Sep. 25	Bozeman
Brigham Young*	W 14-0	Oct. 2	Salt Lake City
Idaho	L 7-9	Oct. 9	Salt Lake City
Greeley State*	W 7-6	Oct. 16	Greeley
Denver*	L 7-13	Oct. 23	Salt Lake City
Colorado*(h)	L 7-17	Nov. 6	Salt Lake City
Colorado State*	W 45-0	Nov. 13	Fort Collins
Utah State*	W 27-0	Nov. 25	Salt Lake City

1938 (7-1-2, 4-0-2 Big Seven)

Head Coach: Ike Armstrong

Montana State	W 34-0	Oct. 1	Salt Lake City
Brigham Young*	T 7-7	Oct. 15	Salt Lake City
Utah State*	W 33-0	Oct. 22	Logan
Denver*	W 21-0	Oct. 29	Salt Lake City
Colorado*	T 0-0	Nov. 5	Boulder
Colorado State*(h)	W 13-0	Nov. 12	Salt Lake City
Wyoming*	W 39-0	Nov. 19	Laramie
Idaho	L 0-16	Nov. 24	Salt Lake City
Hawaii	W 14-13	Dec. 17	Honolulu
New Mexico (a)	W 26-0	Jan. 2	El Paso

1939 (6-1-2, 4-1-1 Big Seven)

Head Coach: Ike Armstrong

Santa Clara	T 7-7	Sep. 30	Salt Lake City
Wyoming*	W 60-0	Oct. 7	Salt Lake City
Brigham Young*	W 35-13	Oct. 14	Provo
Idaho	W 35-0	Oct. 21	Boise
Denver*	T 7-7	Oct. 28	Denver
Colorado*(h)	L 14-21	Nov. 4	Salt Lake City
Hawaii	W 34-19	Nov. 11	Salt Lake City
Colorado State*	W 42-7	Nov. 18	Fort Collins
Utah State*	W 27-0	Nov. 23	Salt Lake City

1940 (7-2, 5-1 Big Seven)

Head Coach: Ike Armstrong

Santa Clara	L 13-34	Sep. 28	San Francisco
Brigham Young*	W 12-6	Oct. 5	Salt Lake City
Arizona	W 24-0	Oct. 12	Salt Lake City
Utah State*	L 0-7	Oct. 19	Logan
Denver*(h)	W 25-14	Oct. 26	Salt Lake City
Colorado*	W 21-13	Nov. 2	Boulder
Wyoming*	W 34-7	Nov. 9	Laramie
Colorado State*	W 27-0	Nov. 16	Salt Lake City
Idaho	W 13-6	Nov. 21	Salt Lake City

1941 (6-0-2, 4-0-2 Big Seven)

Head Coach: Ike Armstrong

Idaho	W 26-7	Sep. 27	Moscow
Wyoming*	W 60-6	Oct. 11	Salt Lake City
Brigham Young*	T 6-6	Oct. 18	Salt Lake City
Denver*	T 0-0	Oct. 25	Denver
Colorado*(h)	W 46-6	Nov. 1	Salt Lake City
Colorado State*	W 26-13	Nov. 15	Fort Collins
Utah State*	W 33-21	Nov. 27	Salt Lake City
Arizona	W 12-6	Dec. 6	Tucson

1942 (6-3, 5-1 Big Seven)

Head Coach: Ike Armstrong

Santa Clara	L 0-12	Sep. 26	Salt Lake City
Arizona	L 0-14	Oct. 3	Tucson
Brigham Young*	L 7-12	Oct. 10	Salt Lake City
Utah State*	W 34-6	Oct. 17	Logan
Denver*(h)	W 21-12	Oct. 24	Salt Lake City
Colorado State*	W 33-14	Oct. 31	Salt Lake City
Colorado*	W 13-0	Nov. 7	Boulder
Wyoming*	W 34-7	Nov. 14	Laramie
Idaho	W 13-7	Nov. 26	Salt Lake City

1943 (0-7, 0-2 Big Seven)

Head Coach: Ike Armstrong

Fort Warren	L 0-60	Oct. 2	Salt Lake City
Colorado*	L 0-35	Oct. 9	Boulder
Nevada	L 19-27	Oct. 16	Salt Lake City
Tulsa	L 0-55	Oct. 23	Tulsa
Colorado*(h)	L 19-22	Nov. 6	Salt Lake City
Colorado College	L 0-64	Nov. 13	Colorado Springs
St. Mary's	L 0-34	Nov. 25	Salt Lake City

1944 (5-2-1, 1-2-1 Big Seven)

Head Coach: Ike Armstrong

Idaho Southern	W 24-0	Sep. 30	Salt Lake City
Denver*	L 12-28	Oct. 6	Denver
Colorado*	L 0-26	Oct. 14	Salt Lake City
Idaho Southern	W 38-12	Oct. 21	Pocatello
Nevada	W 19-14	Oct. 28	Reno
Denver*(h)	T 0-0	Nov. 4	Salt Lake City
Colorado College	W 21-6	Nov. 11	Colorado Springs
Utah State*	W 47-0	Nov. 23	Salt Lake City

1945 (4-4, 3-2 Big Seven)

Head Coach: Ike Armstrong

Nevada	L 14-33	Sep. 29	Salt Lake City
Colorado*	L 13-18	Oct. 6	Boulder
Denver*	L 7-21	Oct. 12	Denver
Oklahoma A&M	L 6-46	Oct. 20	Salt Lake City
Colorado A&M*	W 28-0	Oct. 27	Fort Collins
Denver*(h)	W 33-21	Nov. 3	Salt Lake City
New Mexico	W 21-20	Nov. 10	Albuquerque
Utah State*	W 24-6	Nov. 22	Salt Lake City

1946 (8-3, 4-2 Big Seven)

Head Coach: Ike Armstrong

New Mexico	W 56-14	Sep. 28	Salt Lake City
Arizona	W 14-7	Oct. 5	Salt Lake City
Brigham Young*	W 35-6	Oct. 12	Provo
Denver*	L 14-20	Oct. 19	Denver
Wyoming*	W 27-7	Oct. 26	Salt Lake City
Colorado*(h)	W 7-0	Nov. 2	Salt Lake City
Colorado A&M*	W 13-0	Nov. 9	Fort Collins
San Francisco	W 21-13	Nov. 16	San Francisco
Utah State*	L 14-22	Nov. 28	Salt Lake City
Honolulu All-Stars	W 40-6	Dec. 25	Honolulu
Hawaii	L 16-19	Jan. 1	Honolulu

1947 (8-1-1, 6-0 Big Seven)

Head Coach: Ike Armstrong

Oregon State	W 7-6	Sep. 27	Salt Lake City
Hawaii	W 35-0	Oct. 4	Salt Lake City
Brigham Young*	W 28-6	Oct. 11	Salt Lake City
Denver*(h)	W 13-7	Oct. 18	Salt Lake City
Wyoming*	W 26-7	Oct. 25	Laramie
Colorado*	W 13-7	Nov. 1	Boulder
Colorado A&M*	W 19-0	Nov. 8	Salt Lake City
Idaho	L 6-7	Nov. 15	Boise
Utah State*	W 40-14	Nov. 27	Salt Lake City
Arizona	T 20-20	Dec. 6	Tucson

1948 (8-1-1, 5-0 Skyline)

Head Coach: Ike Armstrong

USC	L 0-27	Sep. 18	Los Angeles
Idaho	W 21-6	Sep. 25	Salt Lake City
Arizona	W 47-14	Oct. 2	Salt Lake City
Brigham Young*	W 30-0	Oct. 9	Provo
Denver*	W 17-0	Oct. 16	Salt Lake City
Wyoming*	W 19-7	Oct. 23	Denver
Colorado (h)	W 14-12	Oct. 30	Salt Lake City
Colorado A&M*	W 12-3	Nov. 6	Fort Collins
Oregon State	T 20-20	Nov. 13	Corvallis
Utah State*	W 41-7	Nov. 25	Salt Lake City

1949 (2-7-1, 2-3 Skyline)

Head Coach: Ike Armstrong

Washington	L 7-14	Sep. 17	Seattle
Oregon State	L 7-27	Sep. 24	Salt Lake City
Arizona	T 12-12	Oct. 1	Tucson
Brigham Young*	W 38-0	Oct. 8	Salt Lake City
Denver*	L 18-20	Oct. 15	Salt Lake City
Wyoming*	L 0-13	Oct. 22	Laramie
Colorado	L 7-14	Oct. 29	Boulder
Colorado A&M*(h)	L 12-21	Nov. 5	Salt Lake City
Pacific	L 6-45	Nov. 12	Lodi
Utah State*	W 34-0	Nov. 24	Salt Lake City



123 YEARS WITH THE UTES



JACK CURTICE
(1950-57)
Record: 45-32-4

1950 (3-4-3, 1-2-2 Skyline)

Head Coach: Jack Curtice

Idaho	L	19-26	Sep. 23	Boise
Arizona	W	27-14	Sep. 30	Salt Lake City
Brigham Young*	T	28-28	Oct. 7	Provo
Denver*	T	14-14	Oct. 14	Denver
Wyoming*(h)	L	13-53	Oct. 21	Salt Lake City
Colorado	T	20-20	Oct. 28	Salt Lake City
Kansas	L	26-39	Nov. 4	Salt Lake City
Colorado A&M*	L	7-32	Nov. 11	Fort Collins
Utah State*	W	46-0	Nov. 23	Salt Lake City
Hawaii	W	40-28	Dec. 16	Honolulu

1951 (7-4, 4-1 Skyline)

Head Coach: Jack Curtice

Montana State	W	55-6	Sep. 15	Salt Lake City
Arizona	W	27-7	Sep. 22	Tucson
Oregon State	L	28-61	Sep. 29	Corvallis
Brigham Young*	W	7-6	Oct. 6	Salt Lake City
Kansas	L	7-26	Oct. 13	Lawrence
Denver*(h)	W	17-14	Oct. 20	Salt Lake City
Wyoming*	L	0-13	Oct. 27	Salt Lake City
Utah State*	W	28-20	Nov. 3	Logan
Colorado	L	0-54	Nov. 10	Boulder
Colorado A&M*	W	27-21	Nov. 17	Salt Lake City
Idaho	W	40-19	Nov. 22	Salt Lake City

1952 (6-3-1, 5-0 Skyline)

Head Coach: Jack Curtice

Oregon State	L	7-14	Sep. 20	Salt Lake City
Idaho	T	21-21	Sep. 27	Boise
Arizona	L	0-27	Oct. 4	Salt Lake City
Brigham Young*	W	34-6	Oct. 11	Salt Lake City
Denver*	W	35-0	Oct. 18	Denver
Wyoming*	W	27-21	Oct. 25	Laramie
Colorado (h)	L	14-20	Nov. 1	Salt Lake City
Colorado A&M*	W	14-6	Nov. 8	Fort Collins
Santa Clara	W	16-13	Nov. 15	Sacramento
Utah State*	W	20-0	Nov. 27	Salt Lake City

1953 (8-2, 5-0 Skyline)

Head Coach: Jack Curtice

Arizona	W	28-7	Sep. 19	Tucson
Idaho	W	21-0	Sep. 26	Salt Lake City
Hawaii	W	47-24	Oct. 3	Salt Lake City
Utah State*	W	33-13	Oct. 10	Logan
Denver*	W	40-6	Oct. 17	Salt Lake City
Wyoming*	W	13-12	Oct. 24	Salt Lake City
Washington	L	14-21	Oct. 31	Seattle
Colorado	L	0-21	Nov. 7	Boulder
Colorado A&M*(h)	W	35-14	Nov. 14	Salt Lake City
Brigham Young*	W	33-32	Nov. 26	Salt Lake City

1954 (4-7, 3-3 Skyline)

Head Coach: Jack Curtice

Washington	L	6-7	Sep. 18	Seattle
Arizona	L	20-54	Sep. 25	Salt Lake City
Oregon	W	7-6	Oct. 2	Eugene
Brigham Young*	W	12-7	Oct. 9	Provo
Denver*	L	20-28	Oct. 16	Salt Lake City
Wyoming*	W	14-7	Oct. 23	Laramie
Idaho (h)	L	13-14	Oct. 30	Salt Lake City
Colorado A&M*	L	13-14	Nov. 6	Fort Collins
Colorado	L	7-20	Nov. 13	Salt Lake City
Montana*	W	41-20	Nov. 20	Missoula
Utah State*	L	19-35	Nov. 25	Salt Lake City

1955 (6-3, 4-1 Skyline)

Head Coach: Jack Curtice

Oregon	L	13-14	Sep. 17	Salt Lake City
Idaho	W	20-13	Sep. 24	Boise
Missouri	W	20-14	Oct. 1	Columbia
Brigham Young*	W	41-9	Oct. 8	Salt Lake City
Denver*	W	27-7	Oct. 14	Denver
Wyoming*(h)	L	13-23	Oct. 22	Salt Lake City
Colorado	L	7-37	Nov. 5	Boulder
Colorado A&M*	W	27-6	Nov. 12	Salt Lake City
Utah State*	W	14-13	Nov. 24	Salt Lake City

1956 (5-5, 5-1 Skyline)

Head Coach: Jack Curtice

UCLA	L	7-13	Sep. 21	Los Angeles
Montana*	W	26-6	Sep. 29	Salt Lake City
Brigham Young*	W	41-6	Oct. 5	Provo
Denver*	W	27-13	Oct. 13	Salt Lake City
Wyoming*	L	20-30	Oct. 20	Laramie
Idaho (h)	L	21-27	Oct. 27	Salt Lake City
Rice	L	0-27	Nov. 3	Houston
Colorado A&M*	W	49-27	Nov. 10	Fort Collins
Colorado	L	7-21	Nov. 17	Salt Lake City
Utah State*	W	29-7	Nov. 22	Salt Lake City

1957 (6-4, 5-1 Skyline)

Head Coach: Jack Curtice

Montana*	W	32-13	Sep. 21	Salt Lake City
Colorado	L	24-30	Sep. 28	Boulder
Idaho	L	6-21	Oct. 5	Boise
Brigham Young*	W	27-0	Oct. 12	Salt Lake City
Denver*	L	7-12	Oct. 19	Denver
Wyoming*	W	23-15	Oct. 26	Salt Lake City
Colorado State*(h)	W	55-0	Nov. 2	Salt Lake City
Army	L	33-39	Nov. 9	West Point
Air Force	W	34-0	Nov. 16	Salt Lake City
Utah State*	W	21-6	Nov. 28	Salt Lake City



RAY NAGEL
(1958-65)
Record: 42-39-1

1958 (4-7, 3-3 Skyline)

Head Coach: Ray Nagel

Montana*	W	20-6	Sep. 20	Salt Lake City
Brigham Young*	L	7-14	Sep. 27	Salt Lake City
Idaho	L	0-20	Oct. 4	Salt Lake City
California	L	21-36	Oct. 11	Berkeley
Denver*(h)	W	20-16	Oct. 18	Salt Lake City
Air Force	L	14-16	Oct. 25	Colorado Springs
Wyoming*	L	20-25	Nov. 1	Laramie
Colorado State*	L	0-20	Nov. 8	Fort Collins
Colorado	L	0-7	Nov. 15	Salt Lake City
Utah State*	W	12-7	Nov. 27	Salt Lake City
Hawaii	W	47-20	Dec. 6	Honolulu

1959 (5-5, 3-2 Skyline)

Head Coach: Ray Nagel

Oregon	L	6-21	Sep. 26	Eugene
Washington	L	6-51	Oct. 3	Seattle
Brigham Young*	W	20-8	Oct. 9	Salt Lake City
Denver*	W	26-12	Oct. 16	Denver
Wyoming*(h)	L	7-21	Oct. 24	Salt Lake City
Arizona	W	54-6	Oct. 31	Salt Lake City
Idaho	W	47-13	Nov. 7	Boise
Colorado State*	L	17-21	Nov. 14	Salt Lake City
Utah State*	W	35-21	Nov. 21	Salt Lake City
UCLA	L	6-21	Nov. 28	Los Angeles

1960 (7-3, 5-1 Skyline)

Head Coach: Ray Nagel

Hawaii	W	33-6	Sep. 17	Salt Lake City
Arizona	W	13-3	Sep. 24	Tucson
Oregon	L	17-20	Oct. 1	Salt Lake City
Brigham Young*	W	17-0	Oct. 7	Salt Lake City
Denver*(h)	W	49-16	Oct. 22	Salt Lake City
Wyoming*	L	7-17	Oct. 29	Laramie
Colorado State*	W	27-6	Nov. 5	Fort Collins
Montana*	W	16-6	Nov. 12	Salt Lake City
Utah State*	W	6-0	Nov. 19	Salt Lake City
UCLA	L	9-16	Nov. 26	Salt Lake City

Jack Curtice, shown here on the sideline at the 1952 Thanksgiving Day game against Utah State, led Utah to 45 wins from 1950-57 and is credited with inventing the shovel pass.





123 YEARS WITH THE UTES

1961 (6-4, 3-3 Skyline)

Head Coach: Ray Nagel

Colorado State*	W	40-0	Sep. 16	Salt Lake City
Wisconsin	L	0-7	Sep. 23	Madison
Oregon	W	14-6	Sep. 30	Salt Lake City
Arizona State	W	28-26	Oct. 7	Tempe
Brigham Young*	W	21-20	Oct. 14	Salt Lake City
Montana*	W	24-12	Oct. 21	Missoula
Wyoming*(h)	L	6-13	Oct. 28	Salt Lake City
New Mexico*	L	16-21	Nov. 4	Albuquerque
Colorado	W	21-12	Nov. 11	Boulder
Utah State*	L	6-17	Nov. 18	Salt Lake City

1962 (4-5-1, 1-2-1 WAC)

Head Coach: Ray Nagel

Colorado	W	37-21	Sep. 22	Salt Lake City
Oregon	L	8-35	Sep. 29	Eugene
Wyoming*	L	7-16	Oct. 6	Laramie
Brigham Young*	W	35-20	Oct. 13	Salt Lake City
New Mexico*(h)	T	7-7	Oct. 20	Salt Lake City
Idaho	W	25-21	Oct. 27	Salt Lake City
Colorado State	W	26-8	Nov. 3	Fort Collins
Arizona State*	L	7-35	Nov. 10	Tempe
Utah State	L	6-19	Nov. 17	Salt Lake City
UCLA	L	11-14	Dec. 1	Salt Lake City

1963 (4-6, 2-2 WAC)

Head Coach: Ray Nagel

Oregon State	L	14-29	Sep. 21	Salt Lake City
Idaho	L	9-10	Sep. 28	Boise
New Mexico*	W	19-6	Oct. 5	Albuquerque
Brigham Young*	W	15-6	Oct. 12	Salt Lake City
Colorado State	W	48-14	Oct. 19	Salt Lake City
Wyoming*(h)	L	23-26	Oct. 26	Salt Lake City
Arizona State*	L	22-30	Nov. 2	Tempe
Army	L	7-8	Nov. 9	West Point
California	L	22-35	Nov. 16	Salt Lake City
Utah State	W	25-23	Nov. 23	Logan

1964 (9-2, 3-1 WAC)


Head Coach: Ray Nagel

New Mexico*	W	16-0	Sep. 19	Salt Lake City
Missouri	L	6-23	Sep. 26	Columbia
Idaho	W	22-0	Oct. 3	Salt Lake City
Wyoming*	L	13-14	Oct. 10	Laramie
Colorado State	W	13-3	Oct. 17	Fort Collins
Arizona State*(h)	W	16-3	Oct. 24	Salt Lake City
Texas Western	W	41-0	Oct. 31	El Paso
Brigham Young*	W	47-13	Nov. 7	Salt Lake City
California	W	14-0	Nov. 14	Berkeley
Utah State	W	14-6	Nov. 21	Salt Lake City
West Virginia (b)	W	32-6	Dec. 19	Atlantic City

1965 (3-7, 1-3 WAC)

Head Coach: Ray Nagel

Montana	W	28-13	Sep. 11	Salt Lake City
Arizona*	L	9-16	Sep. 18	Salt Lake City
Oregon	L	14-31	Sep. 25	Salt Lake City
Wyoming*	W	42-3	Oct. 9	Salt Lake City
New Mexico*	L	10-13	Oct. 16	Albuquerque
Oregon State	L	6-10	Oct. 23	Corvallis
Colorado State (h)	W	22-19	Oct. 30	Salt Lake City
Brigham Young*	L	20-25	Nov. 6	Provo
Texas Western	L	19-20	Nov. 13	Salt Lake City
Utah State	L	7-14	Nov. 20	Salt Lake City



MIKE GIDDINGS

(1966-67)

Record: 9-12

1966 (5-5, 3-2 WAC)

Head Coach: Mike Giddings

Oregon	W	17-14	Sep. 24	Eugene
Wyoming*	L	7-40	Oct. 8	Laramie
Washington State	W	26-15	Oct. 15	Salt Lake City
Arizona*	W	24-19	Oct. 22	Tucson
New Mexico*(h)	W	27-0	Oct. 29	Salt Lake City
Arizona State*	W	21-6	Nov. 5	Tempe
Brigham Young*	L	13-35	Nov. 12	Salt Lake City
Utah State	L	7-13	Nov. 19	Salt Lake City
Texas Western	L	20-27	Nov. 26	El Paso
Houston	L	14-34	Dec. 3	Houston

1967 (4-7, 2-3 WAC)

Head Coach: Mike Giddings

Minnesota	L	12-13	Sep. 23	Minneapolis
Oregon	W	21-0	Sep. 30	Salt Lake City
New Mexico*	W	42-27	Oct. 7	Albuquerque
Wyoming*	L	0-28	Oct. 14	Salt Lake City
Arizona*	W	33-29	Oct. 21	Tucson
Brigham Young*	L	13-17	Oct. 28	Provo
Arizona State*(h)	L	32-49	Nov. 4	Salt Lake City
Army	L	0-22	Nov. 11	West Point
Utah State	L	18-19	Nov. 18	Salt Lake City
UTEP	L	8-28	Nov. 25	Salt Lake City
Hawaii	W	25-20	Dec. 2	Honolulu



BILL MEEK

(1968-73)

Record: 33-31

1968 (3-7, 2-3 WAC)

Head Coach: Bill Meek

Nebraska	L	0-31	Sep. 21	Lincoln
Oregon State	L	21-24	Sep. 28	Salt Lake City
Washington State	W	17-14	Oct. 5	Pullman
New Mexico*	W	30-7	Oct. 12	Salt Lake City
Wyoming*	L	9-20	Oct. 19	Laramie
Oregon	L	6-14	Oct. 26	Eugene
Brigham Young*(h)	W	30-21	Nov. 2	Salt Lake City
Arizona State*	L	21-59	Nov. 9	Tempe
Arizona*	L	15-16	Nov. 16	Salt Lake City
Utah State	L	13-28	Nov. 23	Logan

1969 (8-2, 5-1 WAC)

Head Coach: Bill Meek

Oregon	L	17-28	Sep. 20	Salt Lake City
San Jose State	W	42-7	Sep. 27	Salt Lake City
UTEP*	W	24-6	Oct. 4	El Paso
Arizona State*	W	24-23	Oct. 11	Salt Lake City
New Mexico*	W	24-0	Oct. 18	Albuquerque
Oregon State	W	7-3	Oct. 25	Portland
Utah State (h)	W	27-7	Nov. 1	Salt Lake City
Wyoming*	W	34-10	Nov. 8	Salt Lake City
Arizona*	L	16-17	Nov. 15	Tucson
Brigham Young*	W	16-6	Nov. 22	Provo

1970 (6-4, 4-2 WAC)

Head Coach: Bill Meek

UTEP*	W	44-20	Sep. 19	Salt Lake City
New Mexico*	L	28-34	Sep. 26	Salt Lake City
Iowa State	L	13-16	Oct. 3	Salt Lake City
Oregon State	L	21-31	Oct. 10	Corvallis
Wyoming*	W	20-16	Oct. 17	Laramie
Arizona*(h)	W	24-0	Oct. 24	Salt Lake City
San Jose State	W	13-9	Oct. 31	San Jose
Utah State	W	17-0	Nov. 7	Logan
Arizona State*	L	14-37	Nov. 14	Tempe
Brigham Young*	W	14-13	Nov. 21	Salt Lake City

1971 (3-8, 3-4 WAC)

Head Coach: Bill Meek

Oregon	L	29-36	Sep. 18	Eugene
Arizona State*	L	21-41	Sep. 25	Salt Lake City
Washington State	L	12-34	Oct. 2	Salt Lake City
UTEP*	W	32-10	Oct. 9	El Paso
Colorado State*	W	42-16	Oct. 16	Salt Lake City
Arizona*	L	3-14	Oct. 23	Tucson
Wyoming*(h)	L	16-29	Oct. 30	Salt Lake City
New Mexico*	L	39-57	Nov. 6	Albuquerque
Utah State	L	17-21	Nov. 13	Salt Lake City
Brigham Young*	W	17-15	Nov. 20	Provo
Houston	L	16-42	Nov. 27	Houston

1972 (6-5, 5-2 WAC)

Head Coach: Bill Meek

Texas Tech	L	2-45	Sep. 16	Lubbock
Iowa State	L	22-44	Sep. 23	Ames
Washington State	W	44-25	Sep. 30	Pullman
UTEP*	W	39-20	Oct. 7	Salt Lake City
Arizona State*	L	48-59	Oct. 14	Tempe
Wyoming*	W	27-16	Oct. 21	Laramie
New Mexico*(h)	W	59-14	Oct. 28	Salt Lake City
Arizona*	W	28-27	Nov. 4	Salt Lake City
Utah State	L	16-44	Nov. 11	Logan
Brigham Young*	L	7-16	Nov. 18	Salt Lake City
Colorado State*	W	62-36	Nov. 25	Salt Lake City

1973 (7-5, 4-2 WAC)

Head Coach: Bill Meek

Texas Tech	L	22-29	Sep. 15	Lubbock
UTEP*	W	82-6	Sep. 22	Salt Lake City
Oregon	W	35-27	Sep. 29	Eugene
UCLA	L	16-66	Oct. 6	Los Angeles
Wyoming*	W	50-16	Oct. 13	Salt Lake City
San Jose State	W	28-21	Oct. 20	San Jose
Arizona*	L	21-42	Oct. 27	Tucson
Arizona State*(h)	W	36-31	Nov. 3	Salt Lake City
New Mexico*	W	36-35	Nov. 10	Albuquerque
Utah State	W	31-28	Nov. 17	Salt Lake City
Brigham Young*	L	22-46	Nov. 24	Salt Lake City
Hawaii	L	6-7	Dec. 1	Honolulu



123 YEARS WITH THE UTES



TOM LOVAT
(1974-76)
Record: 5-28

1974 (1-10, 1-5 WAC)

Head Coach: Tom Lovat

UTEP*	L	7-34	Sep. 21	El Paso
Oregon	L	16-23	Sep. 28	Salt Lake City
UCLA	L	14-27	Oct. 5	Salt Lake City
Arizona*	L	8-41	Oct. 12	Salt Lake City
Arizona State*	L	0-32	Oct. 19	Tempe
Wyoming*	L	13-31	Oct. 26	Laramie
San Jose State (h)	L	6-24	Nov. 2	Salt Lake City
New Mexico*	W	21-10	Nov. 9	Salt Lake City
Utah State	L	0-31	Nov. 16	Logan
Brigham Young*	L	20-48	Nov. 23	Provo
Louisiana State	L	10-35	Nov. 30	Baton Rouge

1975 (1-10, 1-4 WAC)

Head Coach: Tom Lovat

Utah State	L	7-13	Sep. 13	Salt Lake City
Washington State	L	14-30	Sep. 20	Salt Lake City
Indiana	L	7-31	Sep. 27	Bloomington
Iowa State	L	3-31	Oct. 4	Salt Lake City
Wyoming*	W	16-13	Oct. 11	Salt Lake City
New Mexico*	L	23-27	Oct. 18	Albuquerque
Oregon	L	7-18	Oct. 25	Eugene
Arizona State*(h)	L	14-40	Nov. 1	Salt Lake City
Tennessee	L	7-40	Nov. 8	Knoxville
Brigham Young*	L	20-51	Nov. 15	Provo
Arizona*	L	14-38	Nov. 22	Tucson

1976 (3-8, 3-3 WAC)

Head Coach: Tom Lovat

Rice	L	22-43	Sep. 18	Houston
Oregon	L	13-21	Sep. 25	Salt Lake City
UTEP*	W	38-14	Oct. 2	Salt Lake City
Iowa State	L	14-44	Oct. 9	Ames
Utah State	L	17-28	Oct. 16	Logan
Wyoming*	L	22-45	Oct. 23	Laramie
Arizona*	L	35-38	Oct. 30	Salt Lake City
New Mexico*(h)	W	34-31	Nov. 6	Salt Lake City
Arizona State*	W	31-28	Nov. 13	Tempe
Brigham Young*	L	12-34	Nov. 20	Salt Lake City
Louisiana State	L	7-35	Nov. 27	Baton Rouge



WAYNE HOWARD
(1977-81)
Record: 30-24-2

1977 (3-8, 2-5 WAC)

Head Coach: Wayne Howard

Oklahoma	L	24-62	Sep. 17	Norman
Houston	L	16-34	Sep. 24	Salt Lake City
Colorado State*	L	3-44	Oct. 1	Fort Collins
Wyoming*	W	23-13	Oct. 8	Salt Lake City
Utah State	W	20-0	Oct. 15	Salt Lake City
Arizona*	L	17-45	Oct. 22	Tucson
Arizona State*	L	19-47	Oct. 29	Salt Lake City
Brigham Young*	L	8-38	Nov. 5	Provo
UTEP*(h)	W	29-17	Nov. 12	Salt Lake City
Florida	L	29-38	Nov. 19	Gainesville
New Mexico*	L	24-41	Nov. 26	Albuquerque

1978 (8-3, 4-2 WAC)

Head Coach: Wayne Howard

Idaho State	W	56-0	Sep. 9	Salt Lake City
Houston	L	25-42	Sep. 23	Houston
Colorado State*	W	30-6	Sep. 30	Salt Lake City
Iowa	W	13-9	Oct. 7	Iowa City
Weber State	W	30-7	Oct. 14	Salt Lake City
Wyoming*	L	21-34	Oct. 21	Laramie
New Mexico*(h)	L	12-24	Nov. 4	Salt Lake City
UTEP*	W	38-0	Nov. 11	El Paso
Brigham Young*	W	23-22	Nov. 18	Salt Lake City
Utah State	W	23-20	Nov. 25	Logan
San Diego State*	W	20-18	Dec. 2	San Diego

1979 (6-6, 5-2 WAC)

Head Coach: Wayne Howard

CS-Long Beach	W	34-10	Sep. 1	Salt Lake City
Hawaii*	W	27-23	Sep. 8	Honolulu
Washington	L	7-41	Sep. 15	Seattle
Tennessee	L	18-51	Sep. 22	Knoxville
Utah State	L	21-47	Sep. 29	Salt Lake City
Colorado State*	W	21-16	Oct. 6	Fort Collins
Wyoming*	W	24-14	Oct. 13	Salt Lake City
UNLV	L	41-43	Oct. 20	Las Vegas
San Diego State*	L	13-17	Oct. 27	Salt Lake City
New Mexico*	W	26-7	Nov. 3	Albuquerque
UTEP*(h)	W	35-0	Nov. 10	Salt Lake City
Brigham Young*	L	0-27	Nov. 17	Provo

1980 (5-5-1, 2-3-1 WAC)

Head Coach: Wayne Howard

Boise State	L	7-28	Sep. 6	Salt Lake City
Nebraska	L	9-55	Sep. 13	Lincoln
UNLV	W	45-29	Sep. 20	Salt Lake City
Fresno State	W	27-12	Sep. 27	Salt Lake City
Utah State	W	23-19	Oct. 4	Logan
UTEP*	W	31-7	Oct. 11	El Paso
Wyoming*	L	21-24	Oct. 18	Laramie
Colorado State*(h)	T	21-21	Oct. 25	Salt Lake City
New Mexico*	W	49-21	Nov. 8	Salt Lake City
Brigham Young*	L	6-56	Nov. 22	Salt Lake City
San Diego State*	L	20-21	Nov. 29	San Diego

1981 (8-2-1, 4-1-1 WAC)

Head Coach: Wayne Howard

Utah State	W	10-0	Sep. 5	Salt Lake City
Arizona State	L	10-52	Sep. 12	Tempe
Portland State	W	46-0	Sep. 19	Salt Lake City
Northwestern	W	42-0	Sep. 26	Evanston
UTEP*	W	38-10	Oct. 2	Salt Lake City
Colorado State*	W	24-13	Oct. 17	Fort Collins
UNLV	W	69-28	Oct. 24	Las Vegas
San Diego State*(h)	W	17-14	Oct. 31	Salt Lake City
New Mexico*	T	7-7	Nov. 7	Albuquerque
Wyoming*	W	30-27	Nov. 14	Salt Lake City
Brigham Young*	L	28-56	Nov. 21	Provo



CHUCK STOBART
(1982-84)
Record: 16-17-1

1982 (5-6, 2-4 WAC)

Head Coach: Chuck Stobart

Montana State	W	30-12	Sep. 4	Salt Lake City
Arizona State	L	10-23	Sep. 11	Tempe
Texas	L	12-21	Sep. 18	Austin
Colorado State*	W	35-14	Oct. 1	Salt Lake City
Hawaii*	L	7-10	Oct. 9	Honolulu
UNLV	W	24-14	Oct. 16	Salt Lake City
Wyoming*	L	13-16	Oct. 23	Laramie
San Diego State*	L	17-21	Oct. 30	San Diego
Utah State (h)	W	42-10	Nov. 6	Salt Lake City
UTEP*	W	45-30	Nov. 13	El Paso
Brigham Young*	L	12-17	Nov. 20	Salt Lake City

1983 (5-6, 4-4 WAC)

Head Coach: Chuck Stobart

New Mexico*	L	7-17	Sep. 3	Albuquerque
Arizona	L	0-38	Sep. 10	Tucson
San Diego State*	W	27-24	Sep. 17	Salt Lake City
Hawaii*	W	28-25	Sep. 24	Salt Lake City
Colorado State*	L	28-31	Oct. 1	Fort Collins
UTEP*	W	35-11	Oct. 8	Salt Lake City
Wyoming*	W	69-14	Oct. 15	Salt Lake City
Air Force*	L	31-33	Oct. 22	Colorado Springs
CS-Fullerton (h)	W	47-20	Nov. 5	Salt Lake City
Utah State	L	17-21	Nov. 12	Logan
Brigham Young*	L	7-55	Nov. 19	Provo

1984 (6-5-1, 4-3-1 WAC)

Head Coach: Chuck Stobart

Weber State	W	52-16	Sep. 1	Salt Lake City
Washington State	L	40-42	Sep. 8	Pullman
Tennessee	L	21-27	Sep. 15	Knoxville
Air Force*	W	28-17	Sep. 22	Salt Lake City
Wyoming*	L	14-21	Sep. 29	Laramie
New Mexico*	W	38-14	Oct. 5	Salt Lake City
San Diego State*	T	24-24	Oct. 13	San Diego
Hawaii*	L	17-20	Oct. 20	Honolulu
UTEP*	W	43-15	Oct. 27	Salt Lake City
Colorado State*(h)	W	35-23	Nov. 3	Salt Lake City
Utah State	W	21-10	Nov. 10	Logan
Brigham Young*	L	14-24	Nov. 17	Salt Lake City



123 YEARS WITH THE UTES



JIM FASSEL
(1985-89)
Record: 25-33

1985 (8-4, 5-3 WAC)

Head Coach: Jim Fassel

Boise State	W	20-17	Sep. 7	Salt Lake City
Hawaii*	W	29-27	Sep. 14	Honolulu
Washington State	W	44-37	Sep. 21	Salt Lake City
UTEP*	W	55-19	Sep. 28	Salt Lake City
Wyoming*	W	37-20	Oct. 4	Salt Lake City
Arizona State	L	27-34	Oct. 12	Tempe
San Diego State*	W	39-37	Oct. 19	San Diego
Air Force*	L	15-37	Oct. 26	Colorado Springs
Utah State	W	34-7	Nov. 2	Salt Lake City
New Mexico*(h)	W	58-49	Nov. 9	Salt Lake City
Colorado State*	L	19-21	Nov. 16	Fort Collins
Brigham Young*	L	28-38	Nov. 23	Provo

1986 (2-9, 1-7 WAC)

Head Coach: Jim Fassel

San Diego State*	L	30-37	Sep. 13	Salt Lake City
Ohio State	L	6-64	Sep. 27	Columbus
Air Force*	L	35-45	Oct. 3	Salt Lake City
Wyoming*	L	14-38	Oct. 11	Laramie
New Mexico*	L	43-47	Oct. 18	Albuquerque
Arizona State	L	7-52	Oct. 25	Tempe
Hawaii*	L	13-33	Nov. 1	Salt Lake City
Colorado State*(h)	W	38-28	Nov. 8	Salt Lake City
Utah State	W	27-10	Nov. 15	Logan
Brigham Young*	L	21-35	Nov. 22	Salt Lake City
UTEP*	L	44-55	Nov. 29	El Paso

1987 (5-7, 2-6 WAC)

Head Coach: Jim Fassel

New Mexico*	W	24-20	Sep. 5	Salt Lake City
San Diego State*	L	34-52	Sep. 12	San Diego
Wisconsin	W	31-28	Sep. 19	Madison
Idaho State	W	51-16	Sep. 26	Salt Lake City
Air Force*	L	27-48	Oct. 3	Colorado Springs
Colorado State*	W	24-23	Oct. 10	Fort Collins
Hawaii*	L	14-25	Oct. 17	Honolulu
Utah State	L	36-41	Oct. 24	Salt Lake City
Boise State	W	31-27	Oct. 31	Boise
UTEP*(h)	L	24-30	Nov. 7	Salt Lake City
Wyoming*	L	7-31	Nov. 14	Salt Lake City
Brigham Young*	L	18-21	Nov. 21	Provo

1988 (6-5, 4-4 WAC)

Head Coach: Jim Fassel

Idaho State	W	41-16	Sep. 10	Salt Lake City
Illinois	L	24-35	Sep. 17	Champaign
Hawaii*	L	20-48	Sep. 24	Salt Lake City
UTEP*	L	28-38	Oct. 1	El Paso
New Mexico*	W	33-27	Oct. 8	Albuquerque
Air Force*	L	49-56	Oct. 15	Salt Lake City
Wyoming*	L	18-61	Oct. 22	Laramie
San Diego State*(h)	W	41-20	Oct. 29	Salt Lake City
Colorado State*	W	46-7	Nov. 5	Salt Lake City
Utah State	W	42-21	Nov. 12	Logan
Brigham Young*	W	57-28	Nov. 19	Salt Lake City

1989 (4-8, 2-6 WAC)

Head Coach: Jim Fassel

Fresno State	L	22-52	Sep. 2	Fresno
Utah State	W	45-10	Sep. 9	Salt Lake City
Nebraska	L	30-42	Sep. 16	Lincoln
Hawaii*	L	20-67	Sep. 23	Honolulu
San Diego State*	L	27-38	Sep. 30	Salt Lake City
UTEP*	W	50-45	Oct. 7	El Paso
Wyoming*	L	24-45	Oct. 14	Laramie
Stanford	W	27-24	Oct. 21	Stanford
Colorado State*(h)	L	10-50	Oct. 28	Salt Lake City
New Mexico*	W	41-39	Nov. 11	Salt Lake City
Brigham Young*	L	31-70	Nov. 18	Provo
Air Force*	L	38-42	Nov. 25	Salt Lake City



RON MCBRIDE
(1990-2002)
Record: 88-63

1990 (4-7, 2-6 WAC)

Head Coach: Ron McBride

Utah State	W	19-0	Sep. 1	Logan
Minnesota	W	35-29	Sep. 8	Minneapolis
Fresno State	L	7-31	Sep. 15	Salt Lake City
Hawaii*	L	7-19	Sep. 22	Salt Lake City
Wyoming*	L	10-28	Sep. 29	Salt Lake City
Colorado State*	L	13-28	Oct. 6	Fort Collins
UTEP*(h)	W	37-23	Oct. 20	Salt Lake City
Air Force*	L	21-52	Oct. 27	Colorado Springs
San Diego State*	L	14-66	Nov. 3	San Diego
New Mexico*	W	29-27	Nov. 10	Albuquerque
Brigham Young*	L	22-45	Nov. 17	Salt Lake City

1991 (7-5, 4-4 WAC)

Head Coach: Ron McBride

Utah State	W	12-7	Aug. 31	Salt Lake City
Oregon State	W	22-10	Sep. 7	Corvallis
Air Force*	L	21-24	Sep. 14	Salt Lake City
Oregon	W	24-17	Sep. 21	Salt Lake City
Arizona State	L	15-21	Oct. 5	Tempe
Wyoming*	W	57-42	Oct. 12	Laramie
Colorado State*	W	21-16	Oct. 19	Salt Lake City
San Diego State*(h)	L	21-24	Oct. 26	Salt Lake City
Hawaii*	L	26-52	Nov. 2	Honolulu
New Mexico*	W	30-7	Nov. 9	Salt Lake City
UTEP*	W	10-9	Nov. 16	El Paso
Brigham Young*	L	17-48	Nov. 23	Provo

1992 (6-6, 4-4 WAC)

Head Coach: Ron McBride

Nebraska	L	22-49	Sep. 5	Lincoln
Utah State	W	42-18	Sep. 12	Logan
Oregon State	W	42-9	Sep. 26	Salt Lake City
Colorado State*	W	33-29	Oct. 3	Fort Collins
Hawaii*	W	38-17	Oct. 10	Salt Lake City
New Mexico*	L	7-24	Oct. 17	Albuquerque
UTEP*(h)	L	13-20	Oct. 24	Salt Lake City
Air Force*	W	20-13	Oct. 31	Colorado Springs
Fresno State*	L	15-41	Nov. 7	Fresno
Wyoming*	W	38-7	Nov. 14	Salt Lake City
Brigham Young*	L	22-31	Nov. 21	Salt Lake City
Washington State (c) L	28-31	Dec. 29	Tucson	



Ron McBride led the Utes to 88 wins and six bowl games from 1990-2002.

1993 (7-6, 5-3 WAC)

Head Coach: Ron McBride

Arizona State	L	0-38	Sep. 4	Tempe
Utah State	W	31-29	Sep. 11	Salt Lake City
Kansas	W	41-16	Sep. 18	Lawrence
Wyoming*	L	12-28	Sep. 25	Laramie
Idaho	L	17-28	Oct. 2	Salt Lake City
New Mexico*	L	35-42	Oct. 9	Salt Lake City
UTEP*	W	45-29	Oct. 16	El Paso
Colorado State*	W	38-21	Oct. 23	Salt Lake City
San Diego State*(h)	W	45-41	Oct. 30	Salt Lake City
Hawaii*	L	30-41	Nov. 6	Honolulu
Air Force*	W	41-24	Nov. 13	Salt Lake City
Brigham Young*	W	34-31	Nov. 20	Provo
USC (d)	L	21-28	Dec. 30	Anaheim

1994 (10-2, 6-2 WAC)

Head Coach: Ron McBride

Utah State	W	32-17	Sep. 3	Logan
Idaho State	W	66-0	Sep. 10	Salt Lake City
Oregon	W	34-16	Sep. 17	Eugene
Wyoming*	W	41-7	Sep. 24	Salt Lake City
San Diego State*	W	38-22	Oct. 8	San Diego
Hawaii*	W	14-3	Oct. 15	Salt Lake City
Colorado State*	W	45-31	Oct. 22	Fort Collins
UTEP*(h)	W	52-7	Oct. 29	Salt Lake City
New Mexico*	L	21-23	Nov. 5	Albuquerque
Air Force*	L	33-40	Nov. 12	Colorado Springs
Brigham Young*	W	34-31	Nov. 19	Salt Lake City
Arizona (d)	W	16-13	Dec. 27	Anaheim

1995 (7-4, 6-2 WAC)

Head Coach: Ron McBride

Oregon	L	20-27	Sep. 2	Salt Lake City
Stanford	L	20-27	Sep. 9	Salt Lake City
New Mexico*	W	36-9	Sep. 16	Albuquerque
Fresno State*	W	25-21	Sep. 23	Salt Lake City
UTEP*	W	34-21	Sep. 30	El Paso
San Diego State*	L	21-24	Oct. 7	Salt Lake City
Colorado State*	L	14-19	Oct. 14	Salt Lake City
Air Force*	W	22-21	Oct. 21	Salt Lake City
Utah State(h)	W	40-20	Oct. 28	Salt Lake City
Wyoming*	W	30-24	Nov. 4	Laramie
Brigham Young*	W	34-17	Nov. 18	Provo

123 YEARS WITH THE UTES

1996 (8-4, 6-2 WAC)

Head Coach: Ron McBride

Utah State	L	17-20	Aug. 31	Logan
Stanford	W	17-10	Sep. 7	Stanford
SMU*	W	21-17	Sep. 14	Dallas
Fresno State*	W	45-17	Sep. 21	Salt Lake City
Kansas	W	45-42	Sep. 28	Salt Lake City
UTEP*	W	34-27	Oct. 5	El Paso
TCU*	W	21-7	Oct. 19	Salt Lake City
Tulsa*(h)	W	45-19	Oct. 26	Salt Lake City
Rice*	L	10-51	Nov. 2	Houston
New Mexico*	W	31-24	Nov. 9	Albuquerque
Brigham Young*	L	17-37	Nov. 23	Salt Lake City
Wisconsin (c)	L	10-38	Dec. 27	Tucson

1997 (6-5, 5-3 WAC)

Head Coach: Ron McBride

Utah State	L	14-21	Aug. 30	Salt Lake City
Louisville	W	27-21	Sep. 6	Louisville
TCU*	W	32-18	Sep. 13	Ft. Worth
UTEP*	W	56-3	Sep. 20	Salt Lake City
Fresno State*	L	13-27	Oct. 2	Fresno
SMU*	L	19-20	Oct. 11	Salt Lake City
Oregon	L	13-31	Oct. 18	Eugene
New Mexico*(h)	W	15-10	Oct. 25	Salt Lake City
Tulsa*	L	13-21	Nov. 1	Tulsa
Rice*	W	31-14	Nov. 15	Salt Lake City
Brigham Young*	W	20-14	Nov. 22	Provo

1998 (7-4, 5-3 WAC)

Head Coach: Ron McBride

Utah State	W	20-12	Sep. 5	Logan
Louisville	W	45-22	Sep. 12	Salt Lake City
Hawaii*	W	30-21	Sep. 19	Salt Lake City
Boise State (h)	L	28-31	Sep. 26	Salt Lake City
Wyoming*	L	24-27	Oct. 3	Laramie
Fresno State*	W	24-16	Oct. 17	Salt Lake City
San Diego State*	L	20-21^	Oct. 24	San Diego
San Jose State*	W	49-17	Oct. 31	San Jose
UTEP*	W	34-27^	Nov. 7	Salt Lake City
New Mexico*	W	41-7	Nov. 14	Albuquerque
Brigham Young*	L	24-26	Nov. 21	Salt Lake City

1999 (9-3, 5-2 MWC)

Head Coach: Ron McBride

Washington State	W	27-7	Sep. 4	Pullman
Utah State	W	38-18	Sep. 18	Salt Lake City
UNLV*	W	52-14	Sep. 25	Las Vegas
Boise State	L	20-26	Oct. 2	Boise
Louisiana-Monroe (h) W	42-0	Oct. 9	Salt Lake City	
Air Force*	W	21-15	Oct. 16	Colorado Springs
San Diego State*	W	38-16	Oct. 23	Salt Lake City
Colorado State*	L	24-31	Oct. 28	Fort Collins
Wyoming*	L	29-43	Nov. 6	Salt Lake City
New Mexico*	W	52-7	Nov. 13	Salt Lake City
Brigham Young*	W	20-17	Nov. 20	Provo
Fresno State (e)	W	17-16	Dec. 18	Las Vegas

2000 (4-7, 3-4 MWC)

Head Coach: Ron McBride

Arizona	L	3-17	Sep. 2	Salt Lake City
California	L	21-24	Sep. 9	Berkeley
Washington State	L	21-38	Sep. 16	Salt Lake City
Air Force*(h)	L	14-23	Sep. 23	Salt Lake City
Utah State	W	35-14	Sep. 30	Logan
San Diego State*	W	21-7	Oct. 14	San Diego
Colorado State*	L	17-24	Oct. 21	Salt Lake City
New Mexico*	L	3-10	Oct. 28	Albuquerque
UNLV*	W	38-16	Nov. 4	Salt Lake City
Wyoming*	W	34-0	Nov. 11	Laramie
Brigham Young*	L	27-34	Nov. 24	Salt Lake City

2001 (8-4, 4-3 MWC)

Head Coach: Ron McBride

Utah State	W	23-19	Sep. 1	Salt Lake City
Oregon	L	10-24	Sep. 8	Eugene
Indiana	W	28-26	Sep. 22	Bloomington
New Mexico*(h)	W	37-16	Sep. 29	Salt Lake City
South Florida	W	52-21	Oct. 6	Salt Lake City
Wyoming*	W	35-0	Oct. 20	Salt Lake City
Colorado State*	L	17-19	Oct. 27	Fort Collins
UNLV*	W	42-14	Nov. 3	Las Vegas
San Diego State*	W	17-3	Nov. 10	Salt Lake City
Brigham Young*	L	21-24	Nov. 17	Provo
Air Force*	L	37-38	Dec. 1	Colorado Springs
USC (e)	W	10-6	Dec. 25	Las Vegas

2002 (5-6, 3-4 MWC)

Head Coach: Ron McBride

Utah State	W	23-3	Aug. 31	Logan
Indiana	W	40-13	Sep. 7	Salt Lake City
Arizona	L	17-23	Sep. 14	Tucson
Michigan	L	7-10	Sep. 21	Ann Arbor
Air Force*(h)	L	26-30	Sep. 28	Salt Lake City
San Diego State*	L	17-36	Oct. 12	San Diego
Colorado State*	L	20-28	Oct. 19	Salt Lake City
New Mexico*	L	35-42^^	Oct. 26	Albuquerque
UNLV*	W	28-17	Nov. 9	Salt Lake City
Wyoming*	W	23-18	Nov. 16	Laramie
Brigham Young*	W	13-6	Nov. 23	Salt Lake City



URBAN MEYER
(2003-04)
Record: 22-2

2003 (10-2, 6-1 MWC)

Head Coach: Urban Meyer

Utah State	W	40-20	Aug. 28	Salt Lake City
Texas A&M	L	26-28	Sep. 6	College Station
California	W	31-24	Sep. 11	Salt Lake City
Colorado State*	W	28-21	Sep. 27	Fort Collins
Oregon	W	17-13	Oct. 3	Salt Lake City
San Diego State*(h) W	27-6	Oct. 11	Salt Lake City	
UNLV*	W	28-10	Oct. 18	Las Vegas
New Mexico*	L	35-47	Oct. 25	Salt Lake City
Air Force*	W	45-43^^^	Nov. 1	Colorado Springs
Wyoming*	W	47-17	Nov. 15	Salt Lake City
Brigham Young*	W	3-0	Nov. 22	Provo, Utah
Southern Mississippi (b) W	17-0	Dec. 31	Memphis	

2004 (12-0, 7-0 MWC)

Head Coach: Urban Meyer

Texas A&M	W	41-21	Sep. 2	Salt Lake City
Arizona	W	23-6	Sep. 11	Tucson
Utah State	W	48-6	Sep. 18	Logan
Air Force*(h)	W	49-35	Sep. 25	Salt Lake City
New Mexico*	W	28-7	Oct. 1	Albuquerque
North Carolina	W	46-16	Oct. 16	Salt Lake City
UNLV*	W	63-28	Oct. 23	Salt Lake City
San Diego State*	W	51-28	Oct. 30	San Diego
Colorado State*	W	63-31	Nov. 6	Salt Lake City
Wyoming*	W	45-28	Nov. 13	Laramie
Brigham Young*	W	52-21	Nov. 20	Salt Lake City
Pittsburgh (f)†	W	35-7	Jan. 1	Tempe

†=Co-Head Coaches Urban Meyer and Kyle Whittingham



Urban Meyer ended his two-year run at Utah with a 12-0 season and a Fiesta Bowl victory in 2004.



KYLE WHITTINGHAM
(2005-Present)
Record: 104-50

2005 (7-5, 4-4 MWC)

Head Coach: Kyle Whittingham

Arizona	W	27-24	Sep. 2	Salt Lake City
Utah State	W	31-7	Sep. 10	Salt Lake City
TCU*	L	20-23^	Sep. 15	Ft. Worth
Air Force*	W	38-35	Sep. 22	Salt Lake City
North Carolina	L	17-31	Oct. 1	Chapel Hill
Colorado State*	L	17-21	Oct. 8	Ft. Collins
San Diego State*(h) L	19-28	Oct. 15	Salt Lake City	
UNLV*	W	42-32	Oct. 22	Las Vegas
Wyoming*	W	43-13	Nov. 5	Salt Lake City
New Mexico*	L	27-31	Nov. 12	Salt Lake City
Brigham Young*	W	41-34^	Nov. 19	Provo
Georgia Tech (g)	W	38-10	Dec. 29	San Francisco

2006 (8-5, 5-3 MWC)

Head Coach: Kyle Whittingham

UCLA	L	10-31	Sep. 2	Pasadena
Northern Arizona	W	45-7	Sep. 9	Salt Lake City
Utah State	W	48-0	Sep. 16	Logan
San Diego State*	W	38-7	Sep. 23	San Diego
Boise State (h)	L	3-36	Sep. 30	Salt Lake City
TCU*	W	20-7	Oct. 5	Salt Lake City
Wyoming*	L	15-31	Oct. 14	Laramie
New Mexico*	L	31-34	Oct. 19	Albuquerque
UNLV*	W	45-23	Oct. 28	Salt Lake City
Colorado State*	W	35-22	Nov. 11	Salt Lake City
Air Force*	W	17-14	Nov. 18	Colorado Springs
Brigham Young*	L	31-33	Nov. 25	Salt Lake City
Tulsa (h)	W	25-13	Dec. 23	Ft. Worth

123 YEARS WITH THE UTES



Kyle Whittingham has been a part of 189 wins in 23 years as an assistant and head coach at Utah.

2007 (9-4, 5-3 MWC)

Head Coach: Kyle Whittingham

Oregon State	L	7-24	Aug. 30	Corvallis
Air Force*	L	12-20	Sep. 8	Salt Lake City
UCLA	W	44-6	Sep. 15	Salt Lake City
UNLV*	L	0-27	Sep. 22	Las Vegas
Utah State (h)	W	34-18	Sept. 29	Salt Lake City
Louisville	W	44-35	Oct. 5	Louisville
San Diego State*	W	23-7	Oct. 13	Salt Lake City
TCU*	W	27-20	Oct. 18	Ft. Worth
Colorado State*	W	27-3	Oct. 27	Ft. Collins
Wyoming*	W	50-0	Nov. 10	Salt Lake City
New Mexico*	W	28-10	Nov. 17	Salt Lake City
Brigham Young*	L	10-17	Nov. 24	Provo
Navy (i)	W	35-32	Dec. 20	San Diego

2008 (13-0, 8-0 MWC)

Head Coach: Kyle Whittingham

Michigan	W	25-23	Aug. 30	Ann Arbor
UNLV*	W	42-21	Sept. 6	Salt Lake City
Utah State	W	58-10	Sept. 13	Logan
Air Force*	W	30-23	Sept. 20	Colorado Springs
Weber State (h)	W	37-21	Sept. 27	Salt Lake City
Oregon State	W	31-28	Oct. 2	Salt Lake City
Wyoming*	W	40-7	Oct. 11	Laramie
Colorado State*	W	49-16	Oct. 18	Salt Lake City
New Mexico*	W	13-10	Nov. 1	Albuquerque
TCU*	W	13-10	Nov. 6	Salt Lake City
San Diego State*	W	63-14	Nov. 15	San Diego
Brigham Young*	W	48-24	Nov. 22	Salt Lake City
Alabama (j)	W	31-17	Jan. 2	New Orleans

2009 (10-3, 6-2 MWC)

Head Coach: Kyle Whittingham

Utah State	W	35-17	Sep. 3	Salt Lake City
San Jose State	W	24-14	Sep. 12	San Jose
Oregon	L	24-31	Sep. 19	Eugene
Louisville (h)	W	30-14	Sep. 26	Salt Lake City
Colorado State*	W	24-17	Oct. 10	Ft. Collins
UNLV*	W	35-15	Oct. 17	Las Vegas
Air Force*	W	23-16^	Oct. 24	Salt Lake City
Wyoming*	W	22-10	Oct. 31	Salt Lake City
New Mexico*	W	45-14	Nov. 7	Salt Lake City
TCU*	L	28-55	Nov. 14	Ft. Worth
San Diego State*	W	38-7	Nov. 21	Salt Lake City
Brigham Young*	L	23-26^	Nov. 28	Provo
California (i)	W	37-27	Dec. 23	San Diego

2010 (10-3, 7-1 MWC)

Head Coach: Kyle Whittingham

Pittsburgh	W	27-24^	Sep. 2	Salt Lake City
UNLV*	W	38-10	Sep. 11	Salt Lake City
New Mexico*	W	56-14	Sep. 18	Albuquerque
San Jose State*(h)	W	56-3	Sep. 25	Salt Lake City
Iowa State	W	68-27	Oct. 9	Ames
Wyoming*	W	30-6	Oct. 16	Laramie
Colorado State*	W	59-6	Oct. 23	Salt Lake City
Air Force*	W	28-23	Oct. 30	Colorado Springs
TCU*	L	7-47	Nov. 6	Salt Lake City
Notre Dame	L	3-28	Nov. 13	South Bend
San Diego State*	W	38-34	Nov. 20	San Diego
Brigham Young*	W	17-16	Nov. 27	Salt Lake City
Boise State (e)	L	3-26	Dec. 22	Las Vegas

2011 (8-5, 4-5 Pac-12)

Head Coach: Kyle Whittingham

Montana State	W	27-10	Sep. 1	Salt Lake City
USC*	L	14-23	Sep. 10	Los Angeles
Brigham Young	W	54-10	Sep. 17	Provo
Washington*(h)	L	14-31	Oct. 1	Salt Lake City
Arizona State*	L	14-35	Oct. 8	Salt Lake City
Pittsburgh	W	26-14	Oct. 15	Pittsburgh
California*	L	10-34	Oct. 22	San Francisco
Oregon State*	W	27-8	Oct. 29	Salt Lake City
Arizona*	W	34-21	Nov. 5	Tucson
UCLA*	W	31-6	Nov. 12	Salt Lake City
Washington State*	W	30-27^	Nov. 19	Pullman
Colorado*	L	14-17	Nov. 25	Salt Lake City
Georgia Tech (a)	W	30-27^	Dec. 31	El Paso

2012 (5-7, 3-6 Pac-12)

Head Coach: Kyle Whittingham

Northern Colorado	W	41-0	Aug. 30	Salt Lake City
Utah State	L	20-27^	Sep. 7	Logan
Brigham Young (h)	W	24-21	Sep. 15	Salt Lake City
Arizona State*	L	7-37	Sep. 22	Tempe
USC*	L	28-38	Oct. 4	Salt Lake City
UCLA*	L	14-21	Oct. 13	Pasadena
Oregon State*	L	7-21	Oct. 20	Corvallis
California*	W	49-27	Oct. 27	Salt Lake City
Washington State*	W	49-6	Nov. 3	Salt Lake City
Washington*	L	15-34	Nov. 10	Seattle
Arizona*	L	24-34	Nov. 17	Salt Lake City
Colorado*	W	42-35	Nov. 23	Boulder

2013 (5-7, 2-7 Pac-12)

Head Coach: Kyle Whittingham

Utah State	W	30-26	Aug. 29	Salt Lake City
Weber State	W	70-7	Sep. 7	Salt Lake City
Oregon State*(h)	L	48-51^	Sep. 14	Salt Lake City
Brigham Young	W	20-13	Sep. 21	Provo
UCLA*	L	27-34	Oct. 3	Salt Lake City
Stanford*	W	27-21	Oct. 12	Salt Lake City
Arizona*	L	24-35	Oct. 19	Tucson
USC*	L	3-19	Oct. 26	Los Angeles
Arizona State*	L	19-20	Nov. 9	Salt Lake City
Oregon*	L	21-44	Nov. 16	Eugene
Washington State*	L	37-49	Nov. 23	Pullman
Colorado*	W	24-17	Nov. 30	Salt Lake City

2014 (9-4, 5-4 Pac-12)

Head Coach: Kyle Whittingham

Idaho State	W	56-14	Aug. 28	Salt Lake City
Fresno State	W	59-27	Sep. 6	Salt Lake City
Michigan	W	26-10	Sep. 20	Ann Arbor
Washington St.*(h)	L	27-28	Sep. 27	Salt Lake City
UCLA*	W	30-28	Oct. 4	Pasadena
Oregon State*	W	29-23^^	Oct. 16	Corvallis
USC*	W	24-21	Oct. 25	Salt Lake City
Arizona State*	L	16-19^	Nov. 1	Tempe
Oregon*	L	27-51	Nov. 8	Salt Lake City
Stanford*	W	20-17^^	Nov. 15	Stanford
Arizona*	L	10-42	Nov. 22	Salt Lake City
Colorado*	W	38-34	Nov. 29	Boulder
Colorado State (e)	W	45-10	Dec. 20	Las Vegas

2015 (10-3, 6-3 Pac-12)

Head Coach: Kyle Whittingham

Michigan	W	24-17	Sep. 3	Salt Lake City
Utah State	W	24-14	Sep. 11	Salt Lake City
Fresno State	W	45-24	Sep. 19	Fresno
Oregon*	W	62-20	Sep. 26	Eugene
California*(h)	W	30-24	Oct. 10	Salt Lake City
Arizona State*	W	34-18	Oct. 17	Salt Lake City
USC*	L	24-42	Oct. 24	Los Angeles
Oregon State*	W	27-12	Oct. 31	Salt Lake City
Washington*	W	34-23	Nov. 7	Seattle
Arizona*	L	30-37^^	Nov. 14	Tucson
UCLA*	L	9-17	Nov. 21	Salt Lake City
Colorado*	W	20-14	Nov. 28	Salt Lake City
Brigham Young (e)	W	35-28	Dec. 19	Las Vegas

2016 (9-4, 5-4 Pac-12)

Head Coach: Kyle Whittingham

Southern Utah	W	24-0	Sep. 1	Salt Lake City
Brigham Young	W	20-19	Sep. 10	Salt Lake City
San Jose State	W	34-17	Sep. 17	San Jose
USC*	W	31-27	Sep. 23	Salt Lake City
California*	L	28-23	Oct. 1	Berkeley
Arizona* (h)	W	36-23	Oct. 8	Salt Lake City
Oregon State*	W	19-14	Oct. 15	Corvallis
UCLA*	W	52-45	Oct. 22	Pasadena
Washington*	L	31-24	Oct. 29	Salt Lake City
Arizona State*	W	49-26	Nov. 10	Tempe
Oregon*	L	30-28	Nov. 19	Salt Lake City
Colorado*	L	27-22	Nov. 26	Boulder
Indiana (k)	W	26-24	Dec. 28	Santa Clara

LEGEND

*=Conference Games
h=Homecoming Games
^=Overtime game
^^=2 overtimes

^^^=3 overtimes
a=Sun Bowl
b=Liberty Bowl
c=Copper Bowl


d=Freedom Bowl
e=Las Vegas Bowl
f=Fiesta Bowl
g=Emerald Bowl

h=Armed Forces Bowl
i=Poinsettia Bowl
j=Sugar Bowl
k=Foster Farms Bowl



UNIVERSITY OF UTAH

Top 100 World Ranking
Enrollment over 32,000
Top 25 Public Research University
Nobel Prize winner Mario Cappechi
Numerous nationally acclaimed programs
100 undergraduate and 90 graduate majors



SALT LAKE CITY

Best State for Business and Careers (Forbes)
No. 5 Best Downtown in America (Livability.com)
Seven major ski resorts within 30 minutes of downtown
Ten national parks within a day's drive

Images courtesy of: University of Utah,
Steve Greenwood, Douglas Pulsipher,
Grant Gunderson.

2017 SCHEDULE

Aug. 31	NORTH DAKOTA
Sept. 9	at BYU
Sept. 16	SAN JOSE STATE
Sept. 22	at Arizona
Oct. 7	STANFORD
Oct. 14	at USC
Oct. 21	ARIZONA STATE
Oct. 28	at Oregon
Nov. 3	UCLA
Nov. 11	WASHINGTON STATE
Nov. 18	at Washington
Nov. 25	COLORADO



CHASE
HANSEN



TROY
WILLIAMS



FILIPO
MOKOFISI



www.UtahUtes.com