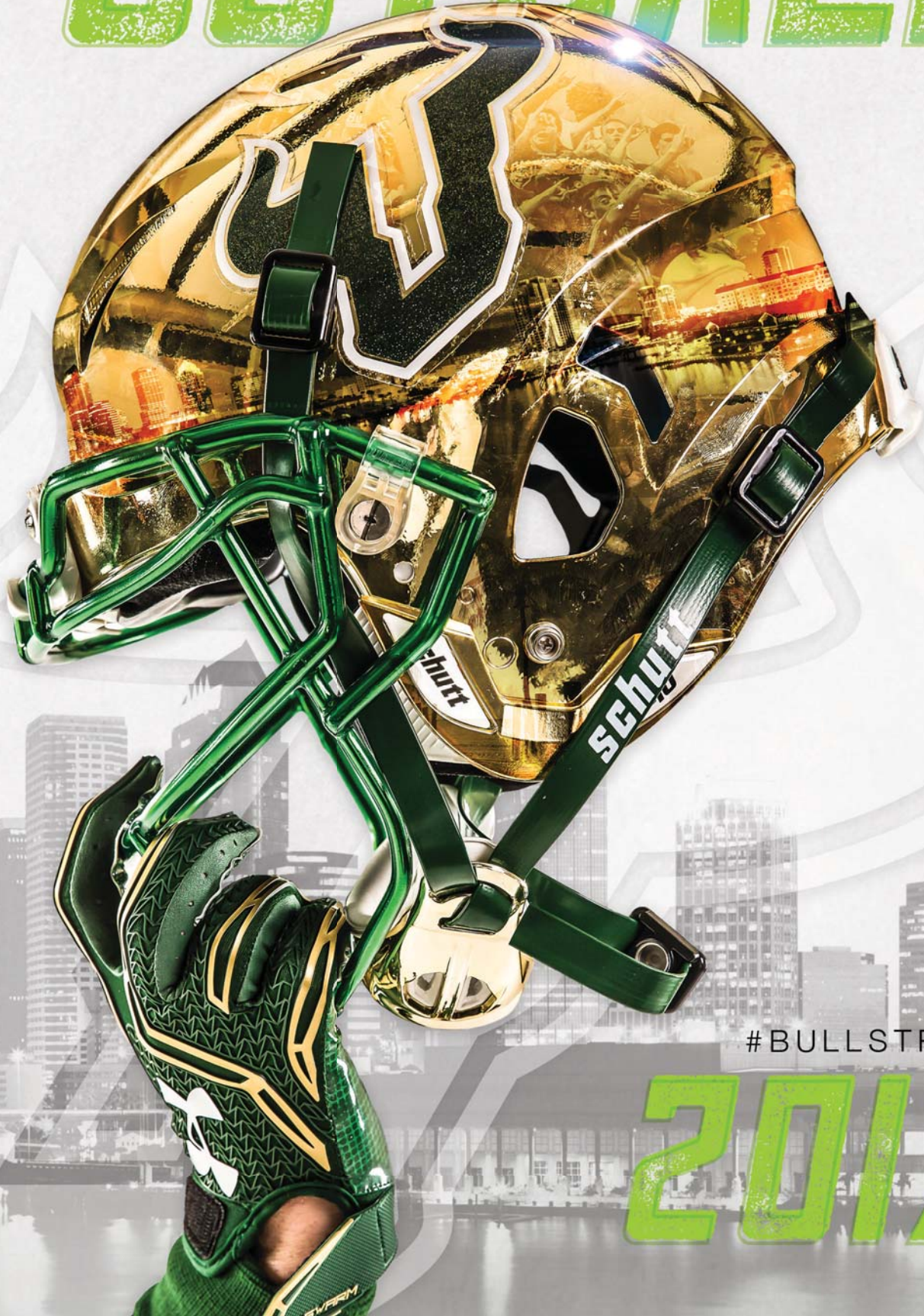


THE UNIVERSITY OF SOUTH FLORIDA

# FOOTBALL



#BULLSTRONG

# 2017





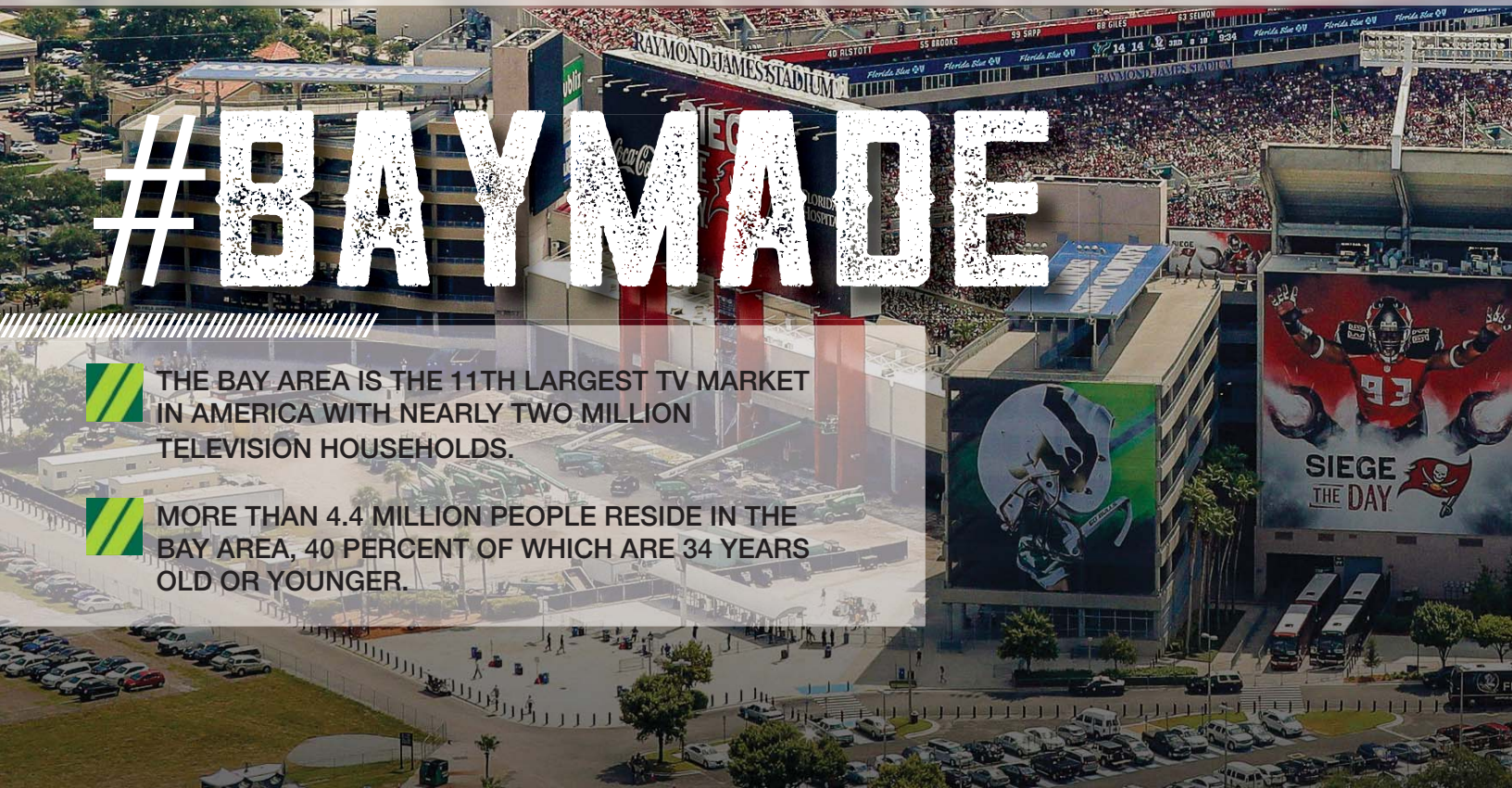
# #BAYMADE



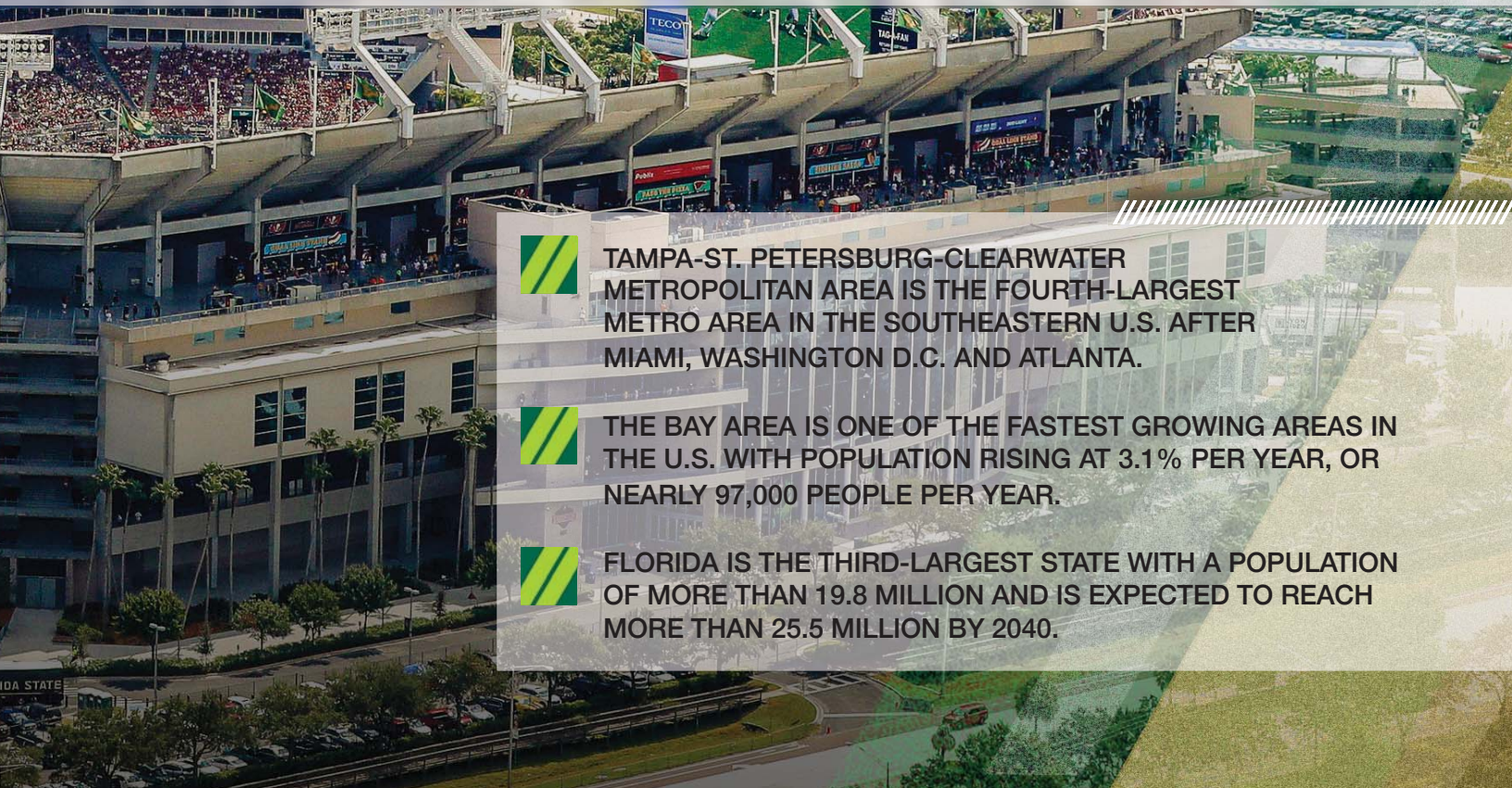
THE BAY AREA IS THE 11TH LARGEST TV MARKET IN AMERICA WITH NEARLY TWO MILLION TELEVISION HOUSEHOLDS.



MORE THAN 4.4 MILLION PEOPLE RESIDE IN THE BAY AREA, 40 PERCENT OF WHICH ARE 34 YEARS OLD OR YOUNGER.







**TAMPA-ST. PETERSBURG-CLEARWATER METROPOLITAN AREA IS THE FOURTH-LARGEST METRO AREA IN THE SOUTHEASTERN U.S. AFTER MIAMI, WASHINGTON D.C. AND ATLANTA.**



**THE BAY AREA IS ONE OF THE FASTEST GROWING AREAS IN THE U.S. WITH POPULATION RISING AT 3.1% PER YEAR, OR NEARLY 97,000 PEOPLE PER YEAR.**



**FLORIDA IS THE THIRD-LARGEST STATE WITH A POPULATION OF MORE THAN 19.8 MILLION AND IS EXPECTED TO REACH MORE THAN 25.5 MILLION BY 2040.**



# CHARLIE STRONG

The two-time conference coach of the year, architect of two national championship winning defenses, and veteran of 25 bowl games leads the Bulls into 2017.  
**#BULLSTRONG**



# USF FOOTBALL

- USF
- OUTLOOK
- PLAYERS
- COACHES
- REVIEW
- RECORDS
- HISTORY
- MEDIA

## USF QUICK FACTS

**Location:** Tampa, Fla.  
**Enrollment:** 49,591  
**Nickname:** Bulls  
**Colors:** Green & Gold  
**Stadium (Capacity):**  
 Raymond James Stadium (65,857)  
**Stadium Surface:** Tifway Bermuda 419  
**Conference:** American Athletic  
**President:** Dr. Judy Genshaft  
**Athletic Director:** Mark Harlan  
**Head Football Coach:** Charlie Strong  
**Strong Record at USF:** 0-0 (1st)  
**Strong Record Overall:** 53-37 (8th)  
**Football Office Phone:** 813-974-7170  
**Press Box Phone:** 813-350-6225

## 2017 MEDIA GUIDE CREDITS

**Editors:** Brian Siegrist & Tom Zebold  
**Outside Covers:** Jordan Salisbury  
**Inside Covers:** Brian Siegrist  
**Layout & Design:** Brian Siegrist & Lindsey Morrison  
**Photography:** Travis Pendergrass (team photographer), Juan Alfonso, Aimee Blodgett, Tim Britt, Joseph Garnett, Jr., Paul Gigante, Charles Goodin, John Kersten, J. Meric, Al Messerschmidt, Michael Nielsen, Jason Roberts, Shane Roper, Brian Siegrist, Timothy Sofrank.

## TABLE OF CONTENTS

### PROGRAM PAGES

THIS IS USF ..... 3-22

### 2017 SEASON OUTLOOK

2017 Schedule ..... 24  
 Lost/Returning..... 25  
 2017 Roster..... 26  
 Preseason Notebook..... 28  
 Players To Watch..... 29  
 Depth Chart..... 32

### PLAYER BIOGRAPHIES

USF Players..... 34-70

### COACHES & STAFF

Head Coach Charlie Strong .. 72  
 Staff Listing ..... 77  
 Asst. Head Coach &  
 Def. Coord. Brian Jean-Mary 78  
 Off. Coord. Sterlin Gilbert..... 79  
 Blue Adams ..... 80  
 Justin Burke ..... 81  
 Damon Cogdell..... 82  
 Sean Cronin..... 83  
 Shaun King ..... 84  
 Matt Mattox ..... 85  
 Charlie Williams ..... 86  
 Pat Moorer..... 87  
 Support Staff ..... 88

### 2016 SEASON REVIEW

92..... 2016 Season Stats  
 112..... Game Reviews

### PROGRAM RECORDS

Win-Loss/Streaks ..... 126  
 Shutouts/Comebacks  
 In The Rankings..... 127  
 Attendance Records..... 128  
 Team Game/Offense..... 130  
 Team Game/Defense ..... 132  
 Team Season/Offense..... 134  
 Team Season/Defense..... 139  
 Season Stats/Offense ..... 144  
 Season Stats/Defense..... 145  
 Rushing Records ..... 146  
 Passing Records ..... 150  
 Receiving Records ..... 156  
 Total Offense Records ..... 157  
 All-Purpose Records ..... 161  
 Scoring Records..... 162  
 Place-Kicking Records..... 163  
 Punt Return Records..... 164  
 Kickoff Return Records ..... 165  
 All Returns Records..... 166  
 Punting Records..... 167  
 Defense Records..... 168  
 Starts Records..... 171  
 American Conf. Records ..... 172  
 The Last Time..... 174  
 Opponent Game Records ... 177

### PROGRAM HISTORY

Program Firsts..... 178  
 Honor Roll ..... 179  
 Team Awards ..... 182  
 Bulls In The NFL..... 184  
 Annual Stat Leaders ..... 186  
 Opponent Series Scores ..... 190  
 Bowl Game Records ..... 192  
 USF'S Record When ..... 204  
 All-Time Roster..... 205  
 All-Time Numbers..... 208

### USF ATHLETICS/MEDIA INFO

USF President ..... 212  
 USF Director of Athletics..... 213  
 USF Athletics Senior Staff... 214  
 USF Head Coaches..... 215  
 American Athletic Conf..... 216  
 USF Traditions ..... 217  
 USF TV & Radio Shows..... 218  
 Athletic Communications ... 219







<b>USF</b>
OUTLOOK
PLAYERS
COACHES
REVIEW
RECORDS
HISTORY
MEDIA

**SATURDAY, DEC. 2, 2017**  
ABC/ESPN

# THE AMERICAN FOOTBALL CHAMPIONSHIP

AMERICAN ATHLETIC CONFERENCE  
**WEST DIVISION**

AMERICAN ATHLETIC CONFERENCE  
**EAST DIVISION**



# UNIVERSITY OF SOUTH FLORIDA

2017 USF FOOTBALL



## THE MORE YOU KNOW

### “EMERGING PREEMINENT”

USF was designated as the state’s first “Emerging Preeminent” research university by the Florida board of governors, placing it in elite company among the state’s high performing research institutions.

### STUDENT SUCCESS

The nation’s top performer in “Overall Student Success” among public research and doctoral universities in the 2016 Eduventures Student Success Ratings.

### INNOVATIVE

In 2016, USF ranked 5th nationally among public universities for U.S. patents granted with 114. USF has ranked among the top 10 nationally for seven straight years and is ranked No. 1 in Florida.

### FAST FACT

USF was built on the former site of the Temple Orange Grove, the largest citrus grove in the world at the time.

### ON THE RISE

In U.S. News & World Report’s Best Colleges (2014), USF ranked 14th as “up and coming” among the country’s national universities.



WITH NEARLY 50,000 STUDENTS, USF IS ONE OF THE LARGEST PUBLIC UNIVERSITIES IN THE NATION AND AMONG THE TOP 25 PUBLIC UNIVERSITIES FOR FEDERAL RESEARCH EXPENDITURES.



The University of South Florida is home to 14 colleges, offering more than 180 undergraduate majors. The USF System includes three, separately accredited institutions: USF, USF St. Petersburg, and USF Sarasota-Manatee. Serving more than 49,000 students, the USF System has an annual budget of \$1.6 billion and, with research totals of \$458 million, **ranks in the top 25 public research universities in the U.S.**, according to the National Science Foundation.



## POINTS OF PRIDE

### LOCATION, LOCATION, LOCATION

Established in 1956, USF is a high-impact, global research university located in beautiful Tampa Bay on Florida's spectacular west coast.

### REACHING NEW HEIGHTS

USF posted a research record \$458 million in 2016-17.

### GET DOWN TO BUSINESS

BusinessWeek ranks many of USF's undergraduate business programs in their Best Undergraduate Business School rankings, including 25th for Information Systems (2013).

### IMPACT

USF is a top research university and major economic engine with an annual economic impact of \$4.4 billion. There are more than 1,500 faculty at the USF Tampa campus.

2017 **USF** FOOTBALL

**1** USF WAS THE FIRST INDEPENDENT STATE UNIVERSITY CONCEIVED, PLANNED, AND BUILT DURING THE 20TH CENTURY

**40** USF IS ONE OF THE NATION'S 40 MOST DIVERSE UNIVERSITIES, WITH STUDENTS FROM MORE THAN 130 COUNTRIES

**2K** USF'S CAMPUS IS NEARLY 2,000 ACRES, SET AMONG PALM TREES, MODERN ARCHITECTURE & SUNNY SKIES



- USF
- OUTLOOK
- PLAYERS
- COACHES
- REVIEW
- RECORDS
- HISTORY
- MEDIA





# EXCELLENCE IN ACADEMICS

2017 USF FOOTBALL



## ACADEMIC SUCCESS

### GRADUATE

USF graduated more than 100 student-athletes during the 2016-17 academic year.

### ACADEMIC SUCCES

The USF football team posted a record team GPA of 2.907 during the 2016 spring semester.

### NEAR RECORD GPA

USF student-athletes posted a combined GPA of 3.034 for the 2016-17 academic period, just narrowly shy of the record 3.085 set in 2015-16.

### ACADEMIC PROGRESS RATE RECORD

The USF football team posted a single-year program record APR score of 990 in 2015-16.

### GRADUATE SUCCESS RATES

Seven USF Athletics programs posted a record graduation success rate of 86 percent in the fall of 2016, including football with a record success rate of 82 percent.





## ACADEMIC SUPPORT

### TRANSFORMATIONAL GIFT

USF Athletics received a \$1.45 million donation from the Fishman Family Foundation to support student-athlete scholarships and athletic department priority needs, as well as make possible a complete renovation of the Fishman Family Student-Athlete Enrichment Center (SAEC).

### FULL SUPPORT STAFF

USF boasts 13 full-time academic staffers, a sport psychologist and behavioral health specialist. Student-athletes also benefit from a learning specialist that oversees specialized learning services staff, four academic coordinators, and 50 trained academic tutors.



2017  
**USF**  
FOOTBALL



**247** USF HAD 247 STUDENT-ATHLETES EARN A 3.0 GRADE-POINT AVERAGE OR HIGHER DURING THE 2016-17 ACADEMIC YEAR

**3.0** USF STUDENT-ATHLETES HAVE POSTED A TERM GPA (FALL OR SPRING) OVER 3.0 IN SIX OF THE LAST SEVEN TERMS

**12** USF HAD 12 SPORTS TEAMS POST AN ANNUAL GPA OVER 3.0 DURING THE 2016-17 ACADEMIC YEAR

USF

OUTLOOK

PLAYERS

COACHES

REVIEW

RECORDS

HISTORY

MEDIA





# PART OF THE COMMUNITY



## #TEAMTAMPABAY

### INVOLVED & LOVING IT

Players and coaches in the USF Football Program are active members of the Bay Area community, regularly lending a hand and their time to such causes as:

- METROPOLITAN MINISTRIES
- JAMES A. HALEY VETERAN'S HOSPITAL
- ALL CHILDREN'S HOSPITAL
- SHRINERS CHILDREN'S HOSPITAL
- FEED THE CHILDREN
- ARNOLD PALMER HOSPITAL
- CAUSEWAY CLEANUP
- SPECIAL OLYMPICS
- TAMPA HEIGHTS YOUTH CENTER
- TAMPA PARKS & RECREATION READING PROGRAM
- TAMPA PARKS & REC KABOOM! PLAYGROUND
- GREAT AMERICAN TEACH IN
- HILLSBOROUGH HEALTHY START PROJECT
- ECKERD JUVENILE JUSTICE
- BOYS & GIRLS CLUB OF TAMPA





USF STUDENT-ATHLETES, COACHES AND STAFF  
 LOGGED A PROGRAM RECORD 5,025 HOURS IN THE  
 BAY AREA COMMUNITY IN 2016-17.



**778** FOOTBALL PLAYERS HELPED BUILD A PLAY GROUND  
 IN TAMPA, PART OF 778 HOURS SPENT IN THE  
 COMMUNITY BY THE TEAM IN 2015-16.

The Bulls are regular visitors to the James A. Haley Veteran's Hospital located near the USF campus and All Children's Hospital in St. Petersburg.

- USF
- OUTLOOK
- PLAYERS
- COACHES
- REVIEW
- RECORDS
- HISTORY
- MEDIA





# BOOMING BAY AREA



- USF
- OUTLOOK
- PLAYERS
- COACHES
- REVIEW
- RECORDS
- HISTORY
- MEDIA

## ALL ABOUT THE BAY

### YOUNG AND GROWING

More than 4.4 million people reside in the Bay Area, 40 percent of which are 34 or younger.

### THIRD LARGEST STATE

Florida is the third-largest state with a population of more than 20.2 million and is expected to reach more than 25.5 million by 2040.

### GROWTH HUB

Tampa Bay sits at the hub of what are expected to be the two largest growth corridors in Florida over the next 40 years.

### METRO MARKET

Tampa-St. Petersburg-Clearwater Metropolitan statistical area is the fourth-largest metro area in the Southeastern U.S. after Miami, Washington, D.C. and Atlanta.



**4.4** THE GREATER TAMPA BAY AREA (INCLUDING SARASOTA) IS HOME TO MORE THAN 4.4 MILLION RESIDENTS

**11** THE TAMPA BAY AREA IS THE 11TH LARGEST TELEVISION MARKET IN THE UNITED STATES

**43** FLORIDA RANKS NO. 1, IN THE NUMBER OF DIVISION I FOOTBALL RECRUITS PRODUCED YEARLY. USF HAS 43 CURRENT PLAYERS FROM THE BAY AREA



**The Bay Area** is home to five large concert venues, including the USF Sun Dome, that bring major music acts to the Bay Area on a continual basis; nearly 100 golf courses; the top-rated zoo in the U.S. according to Parent Magazine; and three theme parks, including Busch Gardens and Adventure Island, a 30-acre water park; and **18 beaches, many of which are ranked among the best in the world.**



## HOME SWEET TAMPA

### GREAT PLACE TO LIVE

Tampa ranked as the fifth most popular American city, based on where people want to live, according to a millennial poll.

### GREAT CLIMATE

Average highs range from 70 to 90°F year round, and lows 52 to 76 °F.

### STAYING HOME

USF's 2017 roster contains 47 players from the Bay Area and 100 from the state of Florida.

### ACTIVE LIFESTYLE

Travel and leisure magazine readers ranked Tampa in the top 10 in the country for attractive people.

### LIVE WHERE OTHERS VACATION

USF is located near 18 beaches, many of which have been rated among the best in the world.





# USF ATHLETICS

**USF Athletics** houses practice and team facilities for 18 sports teams on a close-knit athletics campus on the east end of the University. The USF softball and baseball teams share a complex, with the Donaldson Deck overlooking both fields. The USF Track & Field Stadium is set to host the 2018 NCAA East Preliminaries, while Corbett Soccer Stadium has hosted numerous conference and NCAA tournaments. The Sun Dome plays hosts to both men's and women's basketball, along with other special events in the Tampa Bay area.

2017 **USF** FOOTBALL



- USF
- OUTLOOK
- PLAYERS
- COACHES
- REVIEW
- RECORDS
- HISTORY
- MEDIA





# THE USF ATHLETICS CAMPUS SPRAWLS ACROSS THE EAST END OF THE UNIVERSITY.

18

18 OF USF'S 19 SPONSORED SPORTS HAVE PRACTICE AND TEAM FACILITIES HOUSED ON THE EAST END OF CAMPUS

54K

ATHLETES CAN GET THE BEST TREATMENT IN THE 5,400-SQUARE FOOT SPORTS MEDICINE CLINIC, HOUSED IN THE LEE ROY SELMON ATHLETIC CENTER

70

SINCE 2010, USF ATHLETICS HAS SPENT MORE THAN \$70 MILLION ON FACILITY UPGRADES, INCLUDING THE SUN DOME



## THE HOME OF THE BULLS

### SELMON ATHLETICS CENTER

The \$15 million Selmon Athletics Center sits at the center of the USF Athletics campus and houses athletics administration, coaches offices, a state-of-the-art sports medicine clinic, a 10,000-square foot weight room, academic enrichment center, and student-athlete locker rooms.

### BUILDING BOOM

A \$33.5 million project begun in 2010 included new baseball, softball and soccer stadiums, football and basketball practice facilities, upgrades to the tennis facility and the construction of recreation fields. It was considered to be the largest athletic construction project in terms of facilities built at one time.

### MUMA CENTER

The two-story, 51,000-square foot Muma Center provides both men's and women's basketball programs their own practice courts, locker rooms, offices, film room and lounge. The teams share a training room and strength and conditioning facilities.

### FISHMAN FAMILY STUDENT-ATHLETE ENRICHMENT CENTER

The SAEC includes a computer study lab, a separate study lounge, a library and office space for counselors and tutors.

### USF TRACK

USF Track & Field Stadium is one of the finest facilities in the Southeastern United States. It has a seating capacity for 4,000 and hosted the American Athletic Conference Championships in 2014. USF is home to the 2018 NCAA East Preliminaries.





# USF FOOTBALL FACILITIES



- USF
- OUTLOOK
- PLAYERS
- COACHES
- REVIEW
- RECORDS
- HISTORY
- MEDIA

## ALL IN ONE PLACE

### STRENGTH TRAINING

USF utilizes a 10,000-square foot strength and conditioning center with state-of-the-art medical and strength equipment plus a nutrition counter that is available to all student-athletes.

### MORSANI PRACTICE COMPLEX

Opened in 2011, the Frank Morsani Football Practice Complex cost approximately \$4 million and is made up of two full-sized bermuda grass fields, one full-sized turf field, a 40-yard turf area, and a 2,500-square-foot building.

### SELMON ATHLETICS CENTER

The Bulls enjoy close proximity between all of their athletic and academic facilities as well as coaches offices and team meeting rooms that are all housed under one roof.


### LOCKER ROOMS

The Bulls enjoy a massive locker room complete with big screen TV's, pool and ping-pong tables, and team lounge.



USF TRAINS IN A 10,000-SQUARE FOOT WEIGHT ROOM ADJACENT TO ITS LOCKER ROOM AND STEPS FROM THE PRACTICE FIELDS.





USF
OUTLOOK
PLAYERS
COACHES
REVIEW
RECORDS
HISTORY
MEDIA



# RAYMOND JAMES STADIUM

2017 USF FOOTBALL

40

IN 76 HOME GAMES SINCE 2005, USF HAS AVERAGED 40,141 FANS PER GAME IN RAYMOND JAMES STADIUM

53K

USF AVERAGED A SEASON-RECORD 53,170 FANS PER GAME AT RAY JAY DURING THE 2007 SEASON AS THE BULLS ROSE TO NO. 2 IN THE RANKINGS

67K

67,012 FANS WATCHED THE BULLS KNOCK OFF NO. 5 RANKED WEST VIRGINIA IN RAYMOND JAMES ON SEPT. 28, 2007

68

THE BULLS HAVE WON NEARLY 68 PERCENT OF THEIR GAMES IN RAY JAY SINCE USF BEGAN PLAYING THERE IN 1998

69

A USF-RECORD CROWD OF 69,383 FILLED RAY JAY TO WATCH THE BULLS SHOW DOWN WITH NO. 4 FLORIDA STATE IN 2012



## RAY JAY FAST FACTS

### RENOVATIONS

In 2016, Raymond James Stadium underwent a \$100 million renovation, starting with new high-definition video boards and ribbon boards, giving it the third-most video space of any stadium in the nation.

### SUPER BOWL HOME

Raymond James Stadium has hosted two Super Bowls including, Super Bowl XXXV in 2001, which pitted the Ravens against the Giants, and Super Bowl XLIII in 2009 between the Steelers and Cardinals. Raymond James will host Super Bowl LV in 2021.

### U2

On Oct. 9, 2009, U2's 360° Tour drew the largest stadium crowd ever with 72,000 people in attendance.

### COLLEGE FOOTBALL PLAYOFF

In 2017, Raymond James became just the third site to host the newly established College Football National Championship Game. Clemson and Alabama battled it out on the gridiron, with Clemson grinding out a comeback win, scoring the game-winning touchdown with one second left in the game.



THE BULLS PLAY IN 65,857-SEAT RAYMOND JAMES STADIUM, WHICH IS ALSO HOME TO THE NFL'S TAMPA BAY BUCCANEERS.



**Raymond James Stadium** first broke ground in 1996. The 65,000-seat stadium hosted its first game on Sept. 20, 1998, when the Tampa Bay Buccaneers played the Chicago Bears. Raymond James Stadium is the home of the Tampa Bay Buccaneers, University of South Florida Football, and the Outback Bowl. Members of the NFL Players Association have consistently rated Raymond James Stadium's field as the best in the league.



- USF
- OUTLOOK
- PLAYERS
- COACHES
- REVIEW
- RECORDS
- HISTORY
- MEDIA





# USF FOOTBALL GAME DAY

2017 **USF** FOOTBALL

- USF
- OUTLOOK
- PLAYERS
- COACHES
- REVIEW
- RECORDS
- HISTORY
- MEDIA







## MORE THAN 12,000 STRONG

### LOUD & PROUD

USF has long boasted one of the largest student sections in the nation, and with 12,501 seats to students, has the largest in the American Athletic Conference.

### BEEF STUDS

The Beef Studs are the most passionate USF student fans. They come early, paint their bodies Green & Gold, and occupy the first several rows of the north end zone.

### HERD OF THUNDER

The Herd of Thunder Marching Band sits in the middle of the student section, keeping the fans energized and entertained throughout the game.



USF
OUTLOOK
PLAYERS
COACHES
REVIEW
RECORDS
HISTORY
MEDIA



# MEDIA EXPOSURE



- USF
- OUTLOOK
- PLAYERS
- COACHES
- REVIEW
- RECORDS
- HISTORY
- MEDIA

## MAKING NEWS

### LARGEST PAPER IN THE SOUTHEAST

The Bay Area is home to the Tampa Bay Times, the largest newspaper in the southeast and among the top 15 in the nation with a daily circulation of nearly 450,000.

### 600,000 CIRCULATION

The Bulls are covered by daily Bay Area newspapers in Tampa, Sarasota, Bradenton and Lakeland, with a combined circulation of more than 600,000.

### ON-LINE

The Bulls are covered by dedicated sites from Rivals, 247Sports, Scout, and SBNation among other online publications.





# LIGHTS, CAMERA, ACTION!

## #BAYMADE

USF's weekly coaches show, #BAYMADE: Inside USF Football is broadcast throughout Florida and in the Northeast on Fox Sports Sun and Fox Sports Atlantic. The show airs 13 episodes throughout the season, highlighting the program and student athletes in it.

## BAY AREA TELEVISION

The Bay Area is home to six major television outlets that regularly cover the Bulls, including affiliates from ABC, CBS, FOX, and NBC, as well as Bay News 9 and Spectrum Sports.

## TELEVISION EXPOSURE

USF has all of its games carried to a national audience on ABC/ESPN networks or CBS Sports Network.



**11** USF PLAYS IN THE 11TH LARGEST MEDIA MARKET IN THE UNITED STATES.



- USF
- OUTLOOK
- PLAYERS
- COACHES
- REVIEW
- RECORDS
- HISTORY
- MEDIA



# BOWL GAMES

2017 USF FOOTBALL



## BOWL SUCCESS

### CHAMPIONS

USF defeated South Carolina, 46-39 in overtime, in front of 31,229 fans at the 2017 Birmingham Bowl, marking the Bulls' fifth bowl victory in eight appearances.

### BOWLING A HABIT

USF has made bowl appearances in each of the last two seasons, made six straight bowl appearance between 2005-2010 and has made eight bowl appearances in the last 12 seasons.



## AMERICAN ATHLETIC CONFERENCE 2017 BOWL COMMITMENTS



### AutoNation Cure Bowl

American vs. Sun Belt  
Saturday, Dec. 16, 2:30 p.m. ET  
Orlando, Fla.  
CBS Sports Network



### Marmot Boca Raton Bowl

American vs. Conference USA/MAC  
Tuesday, Dec. 19, 7 p.m. ET  
Boca Raton, Fla.  
ESPN



### Frisco Bowl

American vs. TBD  
Wednesday, Dec. 20, 8 p.m. ET  
Frisco, Texas  
ESPN



### St. Petersburg Bowl

American vs. Conference USA  
Thursday, Dec. 21, 8 p.m. ET  
St. Petersburg, Fla.  
ESPN



### Birmingham Bowl

American vs. SEC  
Saturday, Dec. 23, Noon ET  
Birmingham, Ala.  
ESPN



### HAWAII BOWL

American vs. Mountain West  
Sunday, Dec. 14, 8:30 p.m. ET  
Halawa, Hawaii  
ESPN



### Military Bowl presented by Northrup Grumman

American vs. ACC  
Thursday, Dec. 28, 1:30 p.m. ET  
Annapolis, Md.  
ESPN

### NEW YEAR'S SIX

If the American Athletic Conference champion is the highest-ranked team among the champions of Conference USA, the Mid-American Conference, the Mountain West and the Sun Belt, it would play in one of the following New Year's Bowls:



### Goodyear Cotton Bowl Classic

New Year's Six Bowl  
Friday, Dec. 19, 8:30 p.m. ET  
Arlington, Texas  
ESPN



### Playstation Fiesta Bowl

New Year's Six Bowl  
Saturday, Dec. 30, 4:00 p.m. ET  
Glendale, Ariz.  
ESPN



### Chik-fil-A Peach Bowl

New Year's Six Bowl  
Monday, Jan. 1, 12:30 p.m. ET  
Atlanta, Ga.  
ESPN





# 2017 USF FOOTBALL OUTLOOK



Quinton Flowers



**2016 AMERICAN ATHLETIC CONFERENCE OFFENSIVE PLAYER OF THE YEAR**

*Joined Heisman Trophy winner Lamar Jackson as only players in FBS to pass for 2,000-plus and run for 1,500-plus yards in 2016.*

**USF RECORDS SET** (National Rank):

- Total Offense Yards:** 4,342 (334.0 ypg) (10th)
- Total Offense - Game:** 472
- 300+ Yard Total Offense Games:** 9
- Total Touchdowns:** 42 (16th)
- Rushing Yards:** 1,530 (12th)
- Rushing Touchdowns:** 18 (7th)
- Yards Per Carry:** 7.7 (4th)
- Consecutive 100-Yard Rushing Games:** 5
- Passing Touchdowns:** 24 (30th)

2017 **USF** FOOTBALL

# 2017 USF FOOTBALL

OUTLOOK

PLAYERS

COACHES

REVIEW

RECORDS

HISTORY

USF

MEDIA

## QUICK FACTS

- Location:** Tampa, Fla.
- Enrollment:** 49,591
- Nickname:** Bulls
- Colors:** Green & Gold
- Stadium (Capacity):** Raymond James Stadium (65,857)
- Stadium Surface:** Tifway Bermuda 419
- Conference:** American Athletic
- President:** Dr. Judy Genshaft
- Athletic Director:** Mark Harlan
- Head Football Coach:** Charlie Strong
- Strong Record at USF:** 0-0 (1st)
- Strong Record Overall:** 53-37 (8th)
- Football Office Phone:** 813-974-7170

## TEAM INFORMATION

- 2016 Overall Record:** 11-2
- 2016 American Athletic Record:** 7-1
- Bowl Game:** Birmingham Bowl (Won)
- Starters Returning/Lost:** 18/6
- Offense:** 7/4
- Defense:** 9/2
- Special Teams:** 2/0
- Lettermen Returning/Lost:** 49/17
- Offense:** 23/6
- Defense:** 23/9
- Special Teams:** 3/2

## ATHLETIC COMMUNICATIONS

- Associate AD/Communications/  
Football Contact:** Brian Siegrist  
Siegrist@USF.edu Cell: 813-293-3897
- Assistant Communications Director/  
Secondary Football:** Mike Radomski  
MRadomski@USF.edu Cell: 813-285-0605
- Assistant Communications Director/  
Secondary Football:** Erin Bean  
ErinBean@USF.edu Cell: 814-227-5535
- Athletics Address:**  
4202 E. Fowler Ave. ATH 100

## 2017 USF SCHEDULE

DATE	OPPONENT	KICK TIME	TELEVISION
Sat., Aug. 26	at San Jose State San Jose, Calif.	7:30 PM	CBSSN
Sat. Sept. 2	<b>STONY BROOK</b>	4 PM	ESPN3
Sat., Sept. 9	at UConn* Hartford, Conn.	12 PM	ESPNews
Fri., Sept. 15	<b>ILLINOIS (#BayMade Youth Football Night)</b>	7 PM	ESPN
Thur., Sept. 21	<b>TEMPLE*</b>	8 PM	ESPN
Sat., Sept. 30	at ECU* Greenville, N.C.	TBA	
BYE WEEK			
Sat., Oct. 14	<b>UMASS (Homecoming/Friends &amp; Family)</b>	TBA	
Sat., Oct. 21	at Tulane* New Orleans, La.	TBA	
Sat., Oct. 28	<b>CINCINNATI*</b>	TBA	
Sat., Nov. 4	<b>HOUSTON* (Salute To Service)</b>	TBA	
BYE WEEK			
Thur., Nov. 16	<b>TULSA*</b>	8 PM	ESPN
Fri., Nov. 24	at UCF* (War On I-4) Orlando, Fla.	TBD	ABC/ESPN
Sat., Dec. 2	AAC Championship (Home Site of Division Winner)	TBD	ABC/ESPN

\* American Athletic Conference game  
All games can be heard on the USF Radio Network and GoUSFBulls.com

## FOOTBALL HISTORY

- First Year:** 1997; **First Year in FBS:** 2000
- Record (years):** 136-103 (20); **FBS Record (years):** 116-90 (17)
- Bowl Appearances:** 8
- All-Time Bowl Record:** 5-3
- Last Bowl Appearance:** 2016 Birmingham Bowl (W, 46-39 OT, vs. South Carolina)
- First Team All-Americans:** 6
- First Team All-Conference:** 27



## 2017 SQUAD BREAKDOWN

### LETTERMEN RETURNING (46)

#### OFFENSE (23)

**O-Line (7):** William Atterbury, Michael Galati, Jeremi Hall, Brooks Larkin, Eric Mayes, Marcus Norman, Cameron Ruff

**Tight End (3):** Spencer Adkinson, Elkanah Dillon, Mitchell Wilcox

**Quarterback (2):** Quinton Flowers, Brett Kean

**Running Back (3):** D'Ernest Johnson, Trevon Sands, Darius Tice

**Wide Receiver (8):** Deangelo Antoine, Chris Barr, Ryeshene Bronson, Stanley Clerveaux, Tyre McCants, Jordan Reed, Darnell Salomon, Marquez Valdes-Scantling

#### DEFENSE (21)

**End (6):** Josh Black, Juwuan Brown, Vincent Jackson, Kirk Livingston, Mike Love, Greg Reaves

**Tackle (4):** Kevin Bronson, Marlon Gonzalez, Bruce Hector, Deadrin Senat

**Linebacker (3):** Auggie Sanchez, Nico Sawtelle, Danny Thomas

**Cornerback (3):** Ronnie Hoggins, Deatrick Nichols, Mazzi Wilkins

**Safety (6):** Devin Abraham, Nate Ferguson, Tajee Fullwood, Nate Ferguson, Khalid McGee, Jaymon Thomas

#### SPECIAL TEAMS (2)

**Placekicker:** Emilio Nadelman

**Punter:** Jonathan Hernandez

**Long Snapper:** -

### LETTERMEN LOST (20)

#### OFFENSE (6)

**Quarterback:** -

**Running Back (1):** Marlon Mack

**O-Line (3):** Kofi Amichia, Michael Smith, Dominique Threatt

**Tight End (-):** -

**Wide Receiver (2):** Rodney Adams, Alex Mut

#### DEFENSE (11)

**End (1):** LaDarius Jackson

**Tackle (1):** Daniel Awoleke

**Linebacker (2):** Cecil Cherry, Nigel Harris

**Cornerback (3):** Cameron Gergley, Jalen Spencer, Johnny Ward

**Safety (4):** Hassan Childs, Nate Godwin, Austin Hudson, Shannon Smith

### LETTERMEN AT A GLANCE

**OFFENSE:** Returning: 23 Lost: 6

**DEFENSE:** Returning: 21 Lost: 11

**SPECIAL:** Returning: 2 Lost: 3

**TOTAL:** Returning: 46 Lost: 20

### STARTERS AT A GLANCE

**OFFENSE:** Returning: 7 Lost: 4

**DEFENSE:** Returning: 9 Lost: 2

**SPECIAL:** Returning: 2 Lost: -

**TOTAL:** Returning: 18 Lost: 6

### SPECIAL TEAMS (3)

**Placekicker:** Brandon Behr

**Holder:** Brent Gordon

**Long Snapper:** Alex Salvato

### STARTERS RETURNING (18)

Minimum 7 starts in 2016

(Number of 2016 starts)

**OFFENSE (7):** Quinton Flowers, QB (13); Cameron Ruff, C (13); Marquez Valdes-Scantling, WR (13); Jeremi Hall, G (12); Marcus Norman, T (9); Tyre McCants, WR (9); Mitchell Wilcox, TE (9)

**DEFENSE (9):** Deatrick Nichols, CB (13); Auggie Sanchez, LB (13); Kirk Livingstone, DE (13); Bruce Hector, DT (12); Deadrin Senat, DT (12); Khalid McGee, S (11); Mike Love, DE (9); Tajee Fullwood, S (8); Ronnie Hoggins, CB (7)

**SPECIAL TEAMS (2):** Jonathan Hernandez, P (13); Emilio Nadelman, PK (9)

### RETURNERS WITH STARTING EXPERIENCE

(Number of career starts)

**OFFENSE (6):** Ryeshene Bronson, WR (18); Chris Barr, WR (12); Elkanah Dillon, TE (5); William Atterbury, T, (4); Darius Tice, RB (3); D'Ernest Johnson, RB (1)

**DEFENSE (7):** Devin Abraham, S (25); Kevin Bronson, DT (4); Vincent Jackson, DE (4); Jaymon Thomas, S (3); Josh Black, DE (1); Mazzi Wilkins, CB (1).

### STARTERS LOST (6)

**OFFENSE (4):** Rodney Adams, WR (13), Kofi Amichia, OT (13); Dominique Threatt, G (13); Marlon Mack, RB (12)

**DEFENSE (2):** Nigel Harris (13), Nate Godwin (12)

**SPECIAL TEAMS (-):** -

## RETURNING STATISTICAL LEADERS

#### RUSHING:

Quinton Flowers: 1,530 yds, 18 TD, 7.7 ypc, 117.7 ypg

D'Ernest Johnson:

543 yards, 8 TD, 4.9 ypc, 41.8 ypg

#### PASSING:

Quinton Flowers:

2,807 yds, 24 TD, 7 INT, 62.5 %, 215.9 ypg

#### RECEIVING:

Marquez Valdes-Scantling:

22 rec., 415 yds, 5 TD, 18.9 ypc

D'Ernest Johnson:

28 rec., 293 yds, 5 TD, 10.5 ypc

Tyre McCants:

25 rec., 384 yds, 4 TD, 15.4 ypc

#### SCORING:

Quinton Flowers:

108 pts, 18 TD

Emilio Nadelman:

73 pts, 7-7 FG, 52-53 PAT

#### TACKLES:

Auggie Sanchez (LB): 120

Tajee Fullwood (S): 65

Jaymon Thomas (S): 55

Ronnie Hoggins (CB): 53

Khalid McGee (S): 51

#### TFL:

Auggie Sanchez (LB): 8.5

Bruce Hector (DT): 8.0

Deadrin Senat (DT): 7.0

Mike Love (DE): 7.0

#### SACKS:

Bruce Hector (DT): 6.0

Auggie Sanchez (LB): 6.0

Mike Love (DE): 3.0

#### INTERCEPTIONS:

Deatrick Nichols (CB): 4

Tajee Fullwood (S): 2

Ronnie Hoggins (CB): 2

## D'Ernest Johnson



Auggie Sanchez

OUTLOOK

PLAYERS

COACHES

REVIEW

RECORDS

HISTORY

USF

MEDIA




**2017 USF FOOTBALL NUMERICAL ROSTER****STUDENT-ATHLETES:** 109 **BY ELIGIBILITY:** SR: 23 JR: 29 SO: 18 RFR: 12 FR: 27**RETURNING/LOST FOR 2017:** **STARTERS (MIN. 7 STARTS):** 18/6 **LETTERMEN:** 46/18**ALPHABETICAL**

Name	No.
Devin Abraham	20
Spencer Adkinson	48
Temi Alaka	12
Deangelo Antoine	14
William Atterbury	78
Chris Barr	1
Jimmy Bayes	4
Anthony Beko	58
Duran Bell, Jr.	22
Glen Bethel	70
Josh Black	55
Brandon Boyce	93
Kevin Bronson	99
Ryeshene Bronson	81
Juwuan Brown	56
Garry Cadet	44
Stanley Clerveaux	86
Jordan Crokrite	32
Nick Cuccia	38
Naytron Culpepper	27
Mike Dean	16
Zachary Deitz	46
Elkanah Dillon	85
Kev Vaughn Dingle	88
DeVontres Dukes	18
Javarus Edwards	47
Jeffery Farrar	30
Nate Ferguson	37
Quinton Flowers	9
AJ Franco	46
Tajee Fullwood	13
Christian Gainer	50
Michael Galati	68
Marlon Gonzalez	95
Darrien Grant	45
Jeremi Hall	73
Mike Hampton	14
Demetris Harris	64
Bruce Hector	60
Jonathan Hernandez	44
Derek Hintz	40
Ryan Hintz	80
Ronnie Hoggins	19
Vincent Jackson	15
D'Ernest Johnson	2
Frank Johnson	91
Keirston Johnson	34
Devon Jones-Stewart	29
Brett Kean	7
Kevin Kegler	90
Mekhi LaPointe	22
Brooks Larkin	72
Erik Listoe	69
Kirk Livingstone	94
Frederick Lloyd, Jr.	87
Mike Love	98
Elijah Mack	31

No.	Name	Pos.	Ht.	Wt.	Class/Elig.	Hometown (Previous Schools)
1	Chris Barr	WR	5-10	175	Jr./Jr.	Jacksonville, Fla. (Trinity Christian Acad.)
2	D'Ernest Johnson	RB	5-10	210	Sr./Sr.	Immokalee, Fla. (Immokalee HS)
3	Deatrick Nichols	CB	5-10	190	Sr./Sr.	Miami, Fla. (Miami Central HS)
3	Darnell Salomon	WR	6-3	209	So./So.	Miami, Fla. (Miami Central)
4	Jimmy Bayes	LB	6-3	230	Sr./Jr.	Immokalee, Fla. (Immokalee HS)
7	Brett Kean	QB	6-1	220	Jr./So.	Lakewood, Ohio (St. Edward HS)
8	Tyre McCants	WR	5-11	235	Sr./Jr.	Niceville, Fla. (Niceville HS)
9	Quinton Flowers	QB	6-0	215	Sr./Sr.	Miami, Fla. (Miami Jackson HS)
10	Chris Oladokun	QB	6-2	187	So./RFR.	Tampa, Fla. (Sickles HS)
10	Deadrin Senat	DT	6-1	296	Gr./Sr.	Immokalee, Fla. (Immokalee HS)
11	Marquez Valdes-Scantling	WR	6-5	209	Gr./Sr.	St. Petersburg, Fla. (Lakewood HS/N.C. State)
12	Temi Alaka	WR	6-2	201	Gr./Sr.	Houston, Texas (Cy Falls HS/Rice Univ.)
12	Andre Polk, Jr.	LB	6-4	218	So./RFR.	Fort Myers, Fla. (South Fort Myers HS)
13	Tajee Fullwood	S	6-2	213	Sr./Sr.	Tampa, Fla. (Tampa Bay Tech HS)
13	Darius Tice	RB	5-10	205	Gr./Sr.	Miami, Fla. (Northwestern HS)
14	Deangelo Antoine	WR	5-10	190	Jr./So.	Orlando, Fla. (Oak Ridge HS)
14	Mike Hampton	DB	6-1	170	So./RFR.	Tampa, Fla. (Hillsborough HS)
15	Vincent Jackson	DE	6-3	250	Sr./Jr.	Tampa, Fla. (Jesuit HS)
16	Mike Dean	QB	5-11	224	Fr./Fr.	Vero Beach, Fla. (Vero Beach HS)
17	Kyle Trina	QB	5-10	197	Fr./Fr.	Tampa, Fla. (Plant HS)
18	DeVontres Dukes	WR	6-4	208	So./RFR.	Tampa, Fla. (Wharton HS)
18	Jaymon Thomas	S	6-3	190	Jr./Jr.	Immokalee, Fla. (Immokalee HS)
19	Ronnie Hoggins	CB	5-8	175	Jr./Jr.	Coconut Creek, Fla. (Monarch HS)
20	Devin Abraham	S	5-9	194	Gr./Sr.	Tarpon Springs, Fla. (East Lake HS)
21	Khalid McGee	S	5-10	198	Jr./Jr.	Miami, Fla. (Miami Northwestern HS)
21	Chauncy Smart	WR	5-8	167	Fr./Fr.	Auburndale, Fla. (Auburndale HS)
22	Duran Bell, Jr.	RB	5-10	180	Fr./Fr.	Tampa, Fla. (Hillsborough HS)
22	Mekhi LaPointe	DB	6-2	185	Fr./Fr.	Seffner, Fla. (Armwood HS)
23	Mazzi Wilkins	CB	6-0	176	Sr./Jr.	Tampa, Fla. (Plant HS)
24	Nick Roberts	DB	5-11	182	Fr./Fr.	Jacksonville, Fla. (Oakleaf HS)
25	LaDarion McBride	WR	5-7	140	Sr./Jr.	Oakland Park, Fla. (Dillard HS/Broward College)
25	Bentlee Sanders	DB	5-9	180	Fr./Fr.	Tampa, Fla. (Tampa Catholic HS)
26	Craig Watts	DB	6-0	190	So./RFR.	St. Petersburg, Fla. (Admiral Farragut Acad.)
27	Naytron Culpepper	DB	6-1	186	Fr./Fr.	Miami, Fla. (Carol City HS)
27	Davion Sutton	RB	6-0	214	Sr./Jr.	Tampa, Fla. (Fivay HS/Arkansas Baptist CC/Pasco-Hernando SC)
28	Trevon Sands	RB	5-11	205	So./So.	Miami, Fla. (Southwest Miami HS)
28	Donelle Thomas	DB	5-11	188	Fr./Fr.	Miami, Fla. (Carol City HS)
29	Devon Jones-Stewart	LB	6-1	203	Sr./Sr.	Lake Mary, Fla. (Lake Mary HS/Stetson)
30	Jeffery Farrar	DB	5-11	209	Jr./Jr.	Pasadena, Calif. (Upland HS/Washington State/Mount SAC JC)
31	Elijah Mack	RB	6-0	205	So./RFR.	Punta Gorda, Fla. (Charlotte HS)
32	Jordan Cronkrite	RB	5-11	201	Jr./Jr.	Miami, Fla. (Westminster Central HS/Florida)
32	Jake Vivonetto	K	5-8	190	Sr./Jr.	Naples, Fla. (Gulf Coast HS/John Carroll Univ.)
33	Dave Small	LB	5-9	202	Fr./Fr.	Lauderhill, Fla. (Cardinal Gibbons HS)
34	Keirston Johnson	LB	6-0	223	Fr./Fr.	Jacksonville, Fla. (Robert E. Lee HS)
35	Emilio Nadelman	PK	5-6	170	Sr./Sr.	Miami, Fla. (Central HS)
35	Jabreel Stephens	DE	6-5	234	Fr./Fr.	Seffner, Fla. (Armwood HS)
37	Nate Ferguson	S	5-9	175	Jr./Jr.	Tampa, Fla. (Sickles HS)
38	Nick Cuccia	CB	6-0	185	Jr./So.	Indian Trail, N.C. (Jireh Prep HS)
38	Marco Salani	K	5-10	192	Fr./Fr.	Boca Raton, Fla. (St. Thomas Aquinas HS)
39	Trent Shaw	LB	6-2	223	Jr./So.	Lutz, Fla. (Steinbrenner HS)
40	Derek Hintze	DE	6-5	230	So./RFR.	Bradenton, Fla. (Braden River HS)
40	Riley Sheehan	TE	6-3	240	Jr./So.	Sarasota, Fla. (Riverview HS)
41	Greg Reaves	DE	6-2	243	Jr./So.	Bradenton, Fla. (Manatee HS/Air Force Prep Acad.)
43	Auggie Sanchez	LB	6-2	245	Gr./Sr.	St. Petersburg, Fla. (Northeast HS)
44	Jonathan Hernandez	P	6-4	230	Sr./Sr.	Bradenton, Fla. (Manatee HS/Florida State)
44	Garry Cadet	DT	6-6	270	Sr./Jr.	Boynton Beach Fla. (Boynton Beach HS)
45	Darrien Grant	DE	6-4	250	Fr./Fr.	Bradenton, Fla. (Southeast HS)



# 2017 **USF** FOOTBALL OUTLOOK



2017 **USF** FOOTBALL

No.	Name	Pos.	Ht.	Wt.	Class/Elig.	Hometown (Previous Schools)	Name	No.
46	Zachary Deitz	LS	5-8	202	So./Fr.	Odessa, Fla. (Steinbrenner HS)	Jean Marcellus	75
46	AJ Franco	LB	6-0	234	Fr./Fr.	Sarasota, Fla. (Riverview HS)	Jacob Maxfield	61
47	Javarus Edwards	DL	6-4	234	Jr./So.	St. Augustine, Fla. (St. Augustine HS)	Eric Mayes	55
48	Spencer Adkinson	TE	6-3	250	Gr./Sr.	Seminole, Fla. (Indian Rocks Christian HS)	LaDarion McBride	25
49	KJ Miles	TE	6-6	256	Sr./Sr.	Seffner, Fla. (Armwood HS/Assumption College)	Tyre McCants	8
50	Christion Gainer	OL	6-6	302	So./R/Fr.	Panama City, Fla. (Bay Senior HS)	Khalid McGee	21
51	Mi'Carlo Stanley	DT	6-2	270	So./R/Fr.	Cape Coral, Fla. (North Fort Myers HS)	KJ Miles	49
52	Michael Wiggs	OL	6-3	305	So./R/Fr.	Lakeland, Fla. (Lake Gibson HS)	Nicholas Munera	97
53	Danny Thomas	LB	6-1	230	Jr./Jr.	Fort Lauderdale, Fla. (Amos P. Godby HS)	Emilio Nadelman	35
54	Nico Sawtelle	LB	6-2	220	Jr./So.	Jensen Beach, Fla. (Jensen Beach HS)	Matt Nelson	66
55	Josh Black	DE	6-2	242	Sr./Jr.	Tampa, Fla. (Sickles HS)	Deatrick Nichols	3
55	Eric Mayes	OL	6-4	294	Sr./Jr.	Sarasota, Fla. (Booker HS/Milford Acad.)	Marcus Norman	77
56	Juwuan Brown	DE	6-2	256	Sr./Jr.	Tampa, Fla. (Jefferson HS)	Chris Oladokun	10
58	Anthony Beko	LB	6-2	215	Jr./Jr.	Tampa, Fla. (Bloomingdale HS/Antelope Valley CC)	Jernard Phillips	83
60	Bruce Hector	DT	6-2	295	Gr./Sr.	Tampa, Fla. (Robinson HS)	Kelvin Pinkney	57
61	Jacob Maxfield	OL	6-4	285	Fr./Fr.	Naples, Fla. (First Baptist Acad.)	Andre Polk, Jr.	12
64	Demetris Harris	OL	6-3	308	Fr./Fr.	Jacksonville, Fla. (Robert E. Lee HS)	Grant Polk	79
66	Matt Nelson	OL	6-2	280	So./R/Fr.	Ocala, Fla. (Trinity Catholic HS)	Marquies Price	92
67	Hal Roberson	OL	6-1	316	So./R/Fr.	Sarasota, Fla. (Riverview HS)	Greg Reaves	41
68	Michael Galati	OL	6-3	300	Sr./Jr.	Bradenton, Fla. (Manatee HS)	Hal Roberson	67
69	Erik Listoe	OL	6-6	282	Jr./So.	Naples, Fla. (Barron Collier HS)	Nick Roberts	24
70	Glen Bethel	OL	6-6	316	Sr./Sr.	Nassau, Bahamas (Champagnat Catholic HS/Arizona Western C.C.)	Cameron Ruff	74
71	Jeremiah Stafford	OL	6-4	326	Fr./Fr.	Citra, Fla. (North Marion HS)	Marco Salani	38
72	Brooks Larkin	DL	6-3	322	Jr./So.	Bradenton, Fla. (Manatee HS/Air Force Prep Acad.)	Darnell Salomon	3
73	Jeremi Hall	OL	6-5	323	Sr./Sr.	Atlanta, Ga. (Tri-Cities HS)	Auggie Sanchez	43
74	Cameron Ruff	OL	6-3	320	Gr./Sr.	Tampa, Fla. (Jesuit HS)	Bentlee Sanders	25
75	Jean Marcellus	OL	6-4	327	Fr./Fr.	Tampa, Fla. (Jefferson HS)	Trevon Sands	28
77	Marcus Norman	OL	6-6	308	Jr./So.	Sebastian, Fla. (Sebastian River HS)	Nico Sawtelle	54
78	William Atterbury	OL	6-4	306	Jr./So.	Clearwater, Fla. (Clearwater Central Catholic HS)	Deadrin Senat	10
79	Grant Polk	OL	6-6	314	Jr./So.	Punta Gorda, Fla. (Charlotte HS/Virginia)	Trent Shaw	39
80	Ryan Hintze	TE	6-6	245	Sr./Sr.	Bradenton, Fla. (Braden River HS/SCF Manatee-Sarasota)	Riley Sheehan	40
80	Trevor Steinke	WR	5-11	185	Sr./Sr.	Lutz, Fla. (Hillsborough HS)	Dave Small	33
81	Ryeshene Bronson	WR	6-3	195	Sr./Sr.	Fort Myers, Fla. (Dunbar HS)	Chauncy Smart	21
83	Jernard Phillips	WR	5-10	165	Fr./Fr.	Miami, Fla. (Miami Central HS)	Randall St. Felix	84
84	Randall St. Felix	WR	6-2	209	Fr./Fr.	Miami, Fla. (Dr. Michael M. Krop HS)	Jeremiah Stafford	71
85	Elkanah Dillon	TE	6-5	262	Sr./Jr.	Ocala, Fla. (Vanguard HS)	Mi'Carlo Stanley	51
86	Stanley Clerveaux	WR	6-3	220	Sr./Jr.	North Miami, Fla. (North Miami HS)	Trevor Steinke	80
87	Frederick Lloyd, Jr.	TE	6-5	224	Fr./Fr.	Tifton, Ga. (Tift County HS)	Jabreel Stephens	35
88	Kevaghn Dingle	WR	6-1	218	Fr./Fr.	Miami, Fla. (Carol City HS)	Davion Sutton	27
89	Mitchell Wilcox	TE	6-4	245	Jr./So.	Tarpon Springs, Fla. (Tarpon Springs HS)	Danny Thomas	53
90	Kevin Kegler	DT	6-2	284	Fr./Fr.	Madison, Fla. (Madison County HS)	Donelle Thomas	28
91	Frank Johnson	DE	6-5	220	Sr./Jr.	Woodville, Miss. (Wilkinson City HS/Hinds C.C.)	Jaymon Thomas	18
92	Marquies Price	DE	6-6	254	Jr./Jr.	Fort Valley, Ga. (Peach County HS/Duke)	Darius Tice	13
93	Brandon Boyce	DT	6-0	257	Jr./Jr.	Fort Lauderdale, Fla. (St. Thomas Aquinas HS/Duke)	Kyle Trina	17
94	Kirk Livingstone	DE	6-4	261	Jr./So.	Fort Lauderdale, Fla. (Stranahan HS)	Marquez Valdes-Scantling	11
95	Marlon Gonzalez	DT	6-4	272	Jr./So.	Cape Coral, Fla. (North Ft. Myers HS)	Jake Vivonetto	32
96	Kelvin Pinkney	DT	6-3	295	Fr./Fr.	Sarasota, Fla. (Booker HS)	Craig Watts	26
97	Nicholas Munera	TE	6-5	252	Sr./Jr.	Tampa, Fla. (King HS)	Michael Wiggs	52
98	Mike Love	DE	6-4	252	Sr./Sr.	Clearwater, Fla. (Countryside HS)	Mitchell Wilcox	89
99	Kevin Bronson	DT	6-4	276	Sr./Jr.	Delray Beach, Fla. (Village Academy HS)	Mazzi Wilkins	23

OUTLOOK

PLAYERS

COACHES

REVIEW

RECORDS

HISTORY

USF

MEDIA



**2017 PRESEASON NOTEBOOK****Charlie Strong****BULLS LOOK TO BUILD ON A GREAT 2016**

USF finished the 2016 season ranked No. 19 in the Associated Press poll after posting back-to-back bowl appearances, a school record 11 wins, and the program's fifth-ever bowl victory with a defeat of South Carolina in the Birmingham Bowl. The Bulls' 11-2 record marked the fifth-best winning percentage in FBS football in 2016 and USF was one of just 11 teams to reach 11 wins. USF set nearly 40 team and individual records in 2016, including team records for total yards (6,650), rushing yards (3,714), touchdowns (77) and scoring (569). Junior quarterback **Quinton Flowers** was named the American Conference Offensive Player of the Year and led a school-record 10 players named to the all-conference team, six of which return for 2017.

**ON A ROLL**

Since giving quarterback Quinton Flowers the complete reins of the USF offense in a 45-24 victory over Syracuse on Oct. 10, 2015, USF has won 18 of its last 22 games and averaged 41.2 ppg over that 22-game span.

■ Two of the losses during that span came against ranked teams (No. 13 Florida State and No. 25 Western Kentucky). The other two occurred on the road at eventual American Conference champions, as USF lost at Temple last year and at Navy in 2015.

■ USF is 13-3 in American Athletic Conference games over the last two seasons and has won seven straight at home. The last home loss came Oct. 2, 2015 to Memphis.

■ USF has gone 10-1 at home since its Oct. 10, 2015 victory over Syracuse, falling only to No. 13 Florida State.

■ USF brings a five-game win streak into 2017 after downing South Carolina in the Birmingham Bowl. The school-record for a win streak is eight games posted across 2006 and 2007, as well as the 2001 and 2002 seasons.

**CHARLIE STRONG NAMED HEAD COACH**

USF Director of Athletics Mark Harlan announced the appointment of Charlie Strong as the fourth head coach in USF football program history on Dec. 11, 2016. Strong took over the program following USF's Birmingham Bowl appearance.

A two-time Big East Coach of the Year and a vital part of two national championships at the University of Florida, Strong served head coaching stints at the University of Texas (2014-16) and the University of Louisville (2010-13). Overall, in his 34 seasons as a collegiate coach, Strong spent 15 seasons working in the state of Florida.

■ Strong experienced great success as a defensive coordinator in the SEC for 11 seasons, including helping the University of Florida and head coach Urban Meyer win national championships in 2006 and 2008.

■ As a head coach, Strong led Louisville to back-to-back Big East Championships in 2011 and 2012, and posted a 37-15 record in four seasons leading the Cardinals.

■ Strong's tenure at Texas included wins over No. 10 Oklahoma (2015), No. 12 Baylor (2015) and No. 10 Notre Dame (2016) and two top-10 ranked recruiting classes.

■ Strong also held positions on the coaching staffs at Florida, Texas A&M (1985), Southern Illinois (1986-87), Mississippi (1990), Notre Dame (1995-98) and South Carolina (1999-2002).

**NEW COACHING STAFF**

USF enters 2017 with a staff that is nearly all new. The only holdover from the 2016 Bulls is Shaun King, a former Tampa Bay Buccaneer quarterback, who will coach running backs under Charlie Strong after serving one season as quarterbacks coach for the Bulls.

Strong brought nine members of this full-time Texas staff with him to USF, including five members of the coaching staff as well as Head Strength and Conditioning Coach Pat Moorer, Director of Operations Cliff Snow, Assistant Director of Operations Katharine Sawyer and Director of Player Personnel Mike Giglio.

Assistant Head Coach/Defensive Coordinator Brian Jean-Mary and USF Offensive Coordinator/Quarterback Coach Sterlin Gilbert were both with Strong at Texas, as were Tight Ends Coach/Special Teams Coordinator Justin Burke, Offensive Line Coach/Run Game Coordinator Matt Mattox and Wide Receivers Coach Charlie Williams.

Strong added three new members to his staff at USF, bringing Defensive Backs Coach Blue Adams from West Virginia, Defensive Tackles Coach Sean Cronin from Marshall and Defensive Ends Coach Damon Cogdell from Carol City High School in Miami.

**RANKINGS**

■ USF ended the 2016 ranked in the top 20 (No. 19 in both polls), marking the first time in program history USF appeared in the final Top 25 season rankings.

■ USF will very likely begin the 2017 season in the national Top 25 rankings for the second time in program history. The Bulls were also ranked entering the 2008 season, as they appeared at No. 19 in the AP Poll and No. 21 in the Coaches Poll. That team won its first five games to reach as high as No. 10 in the rankings before falling to Pittsburgh, 26-21.

■ USF has never spent an entire season in the Top 25 rankings. The Bulls spent 10 weeks in the 2008 rankings, including the preseason poll, falling out in Week 10.

**PRESEASON RANKINGS:**

Athlon Sports	24	FOX Sports	22
Bleacher Report	16	Sporting News	22
CBS Sports	19	Street & Smith	23
ESPN	19		

**11 GRADS ON ROSTER**

USF's 2017 roster will feature at 11 players that have all ready earned their degree. Eight of those graduates are slated as starters on the fall two-deep. **The current graduates on the roster are:** Devin Abraham, Spencer Adkinson, Temi Alaka, Bruce Hector, Mike Love, Emilio Nadelman, Cameron Ruff, Auggie Sanchez, Deadrin Senat, Darius Tice and Marquez Valdes-Scantling.

**SIGNIFICANT LOSSES**

**OFFENSE (4):** Three 2017 NFL Draft picks.

■ **Gone** is three-time first team All-AAC running back **Marlon Mack**, who posted three straight 1,000-yard seasons and a USF career record of 3,609 yards and 32 rushing TD. He was taken in the fourth round of the 2017 NFL Draft by the Indianapolis Colts

■ **Gone** is season record-holder and second all-time career receiver **Rodney Adams**, a fifth-round pick in the NFL Draft by the Minnesota Vikings. He logged USF records of 822 yards and 67 receptions to go with 5 TD in 2016. The two-time all-conference player posted 1,967 yards and 16 TD on his career and was one of the top kickoff returners in the league.

■ **Gone** are tackle **Kofi Amichia** (a sixth-round pick in the NFL Draft by the Green Bay Packers) and guard **Domonique Threatt**, who had each started the last 26 games for USF, encapsulating the 2015 and 2016 seasons, and both earned all-conference recognition.

**DEFENSE (2):** One NFL free agent pick-up.

■ **Gone** is four-year starting linebacker **Nigel Harris**, a free agent pick-up by the Los Angeles Chargers. Harris led the team with 9.5 TFL and finished second with 78 tackles while adding two INT and a fumble recovery. Harris logged 232 tackles, 27.0 TFL and eight forced fumbles on his career.

■ **Gone** is four-year starting safety **Nate Godwin**, who ranked in the top four on the team in tackles in every season he played, including third last year with 68. Godwin logged 252 tackles and two INT on his career.

OUTLOOK

PLAYERS

COACHES

REVIEW

RECORDS

HISTORY

USF

MEDIA



**PLAYERS TO WATCH: SPECIAL TEAMS**

**K**  
**35**



**EMILIO NADELMAN • 5-6 • 175 • SR**

- Missed last four games of 2016 with an injured hip. Returned in spring practice.
- 7-7 on field goals, 52-53 on PAT in 2016
- Career: 22-30 on field goals, 105-107 on PAT
- Career long is 49 yards, 8-14 from 40-plus yards out on career.
- 171 career points

**P**  
**44**



**JONATHAN HERNANDEZ • 6-4 • 234 • SR**

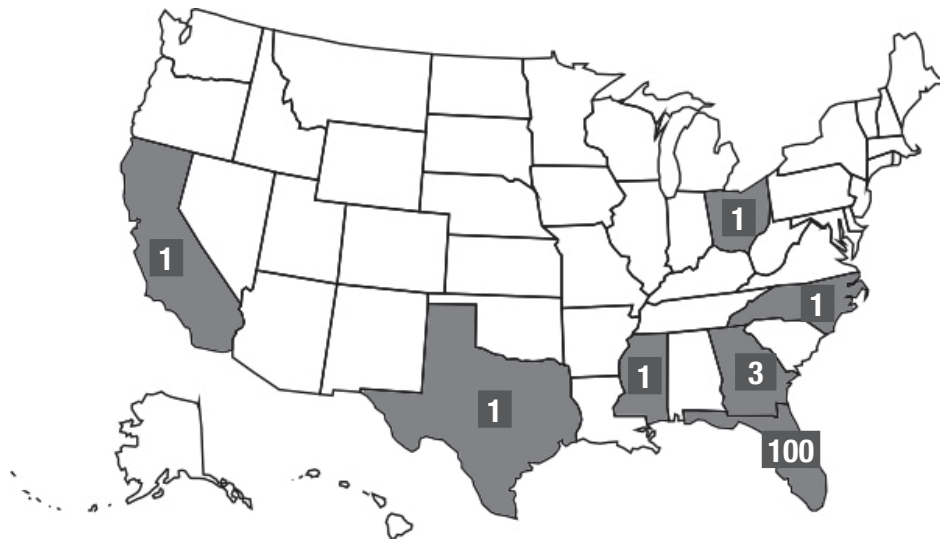
**RAY GUY AWARD CANDIDATE**

- Averaged 41.2 yards per punt on 63 punts in 2016, his first season with USF
- Was added to the Ray Guy Award Watch List in October
- 25 punts inside the 20 and 12 punts of 50-plus yards both ranked 2nd in AAC
- 7th on USF's season charts with 2,597 punting yards in 2016



**Deatrick Nichols**

**WHERE THE BULLS ARE FROM**



**BULLS BY STATE**

- FLORIDA:** 100 (91.7% OF TEAM)
- GEORGIA:** 3
- CALIFORNIA:** 1
- MISSISSIPPI:** 1
- NORTH CAROLINA:** 1
- OHIO:** 1
- TEXAS:** 1
- BAHAMAS:** 1

**FLORIDA BULLS**

- BAY AREA:** 45 (41% OF TEAM)
- MIAMI/FT. LAUDERDALE:** 23
- JACKSONVILLE/PANHANDLE:** 8
- FT. MYERS/CAPE CORAL:** 6
- IMMOKALEE:** 4
- ORLANDO/CENTRAL FLORIDA:** 4

**BULLS BY ELIGIBILITY**

- TRUE FRESHMEN:** 27
- REDSHIRT FRESHMEN:** 12
- SOPHOMORES:** 18
- JUNIORS:** 29
- SENIORS:** 23
- TRUE & REDSHIRT FRESHMEN:** 39
- UNDERCLASSMEN:** 57
- UPPERCLASSMEN:** 52
- TOTAL ROSTER:** 109

**HOMEGROWN**

USF's recruiting has focused on the Bay Area and its seven surrounding counties over the past four seasons. That focus has paid off in a transformation of the Bulls' roster.

■ 100 of the 109 players on USF roster heading into fall camp hail from the state of Florida. That represents nearly 92 percent of the roster with Georgia (3 players) being the only other state producing a current Bull.

■ The 2017 Bulls' roster heading into fall camp features 45 players from the Bay Area. That is up from 43 at the same time last year and represents 41 percent of the roster.

■ The Bulls' offensive and defensive two-deep entering fall camp features 22 players from the Bay Area. Of those, 11 are listed as starters as well as the Bulls' starting punter.

■ Among the Bay Area standouts on the Bulls' roster are Butkus Award candidate Auggie Sanchez (the team's leading tackler), Rimington Trophy candidate Cameron Ruff, Mackey Award Candidate Mitchell Wilcox, right tackle Eric Mayes, senior safety Devin Abraham, senior defensive tackle Bruce Hector, senior defensive end Mike Love, senior safety and punt returner Tajee Fullwood and punter Jonathan Hernandez.

**GREAT GROUND GAME**

USF ranked fifth in the nation in rushing offense posting 285.3 yards per game in 2016. The Bulls joined New Mexico as the only two FBS teams to run for at least 150 yards in every game. USF ran for 200 or more in 12 of 13 games in 2016, twice exceeding 400 yards, and scored at least two rushing touchdowns in every game, including eight games with four or more, on its way to 47 rushing touchdowns on the season. USF's 47 rushing touchdowns were a school record and ranked behind only Navy (61) and New Mexico (48) in FBS football in 2016.

**SPECIAL TEAMS VETERANS**

USF returns a senior place kicker (Emilio Nadelman) who has handled the Bulls' place kicking duties the last two seasons and a senior punter (Jonathan Hernandez) who handled all the punting in 2016 and is on the 2017 Ray Guy Award Watch List. USF also returns senior D'Ernest Johnson, an all-conference returner in 2016 after averaging 28.9 yards per return on kickoffs and 11.8 on punts, and senior Tajee Fullwood, a punt returner.

**FLOWERS LOOKS TO PUT NAME ATOP USF RECORD BOOKS**

Senior quarterback Quinton Flowers set nine major USF game or season records last season. As he enters 2017, he is positioned to put his name at the top of several more USF career records. Some of those are:

Career Record	Flowers	Record
QB Wins	20	30 (Blackwell)
Win Percentage	.740	.714 (Blackwell)
Total Offense	7,813	10,875 (Blackwell)
300-Yard Tot Off Games	13	15 (Grothe)
Passing TD	46	67 (Blackwell)
Rushing TD	30	32 (Mack)
Yards Per Carry	6.5	6.2 (Mack)
Rushing Yards	2,594	3,609 (Mack)

**VALDES-SCANTLING READY TO BE PRIMARY RECEIVER**

Senior receiver Marques Valdes-Scantling (6-5, 209) capped off a tremendous spring with seven catches for 123 yards and two touchdowns in the Spring Game, including a 51-yard touchdown catch. The 17.5 yards per catch were right on par with the big play flashes he showed in 2016 as he averaged 18.9 yards per catch, the third-best mark in USF history. Valdes-Scantling posted 22 catches for 415 yards and five touchdowns on the year. He will look to up that production with the departure of Rodney Adams who set a USF record with 67 catches last year and equaled his own USF record with 822 yards.

**OUTLOOK**

PLAYERS

COACHES

REVIEW

RECORDS

HISTORY

USF

MEDIA



**PLAYERS TO WATCH: DEFENSE**

2017 **USF** FOOTBALL

**MLB**  
**43**  
BAY AREA  
NATIVE



**AUGGIE SANCHEZ • 6-2 • 245 • SR**  
*NAGURSKI CANDIDATE • TWO-TIME ALL-CONFERENCE*

- No. 2 nationally among returners in career tackles (303)
- Tied for team lead with 6.0 sacks, 2nd with 8.5 TFL in 2016
- Led team with 100+ tackles last two seasons, 120 in 2016 are 2nd most all-time
- Has led team in tackles in 15 career games, 12 in double-digits
- Started all 38 games the last three seasons
- Career: 303 tackles (6th all-time), 19.0 TFL, 6.5 Sacks, 3 FR
- QB of defense calling all alignments and audibles

**CB**  
**3**



**DEATRICK NICHOLS • 5-10 • 190 • SR**  
*BEDNARIK AWARD CANDIDATE • TWO-TIME ALL-CONFERENCE*

- 8 career INT, leads USF & third among AAC returners in 2017
- Has led USF with 4 INT in each of the last two seasons
- Lockdown corner, ended potential game-winning drives vs SMU & at Memphis
- 27 career starts, including every game the last two seasons

**S**  
**13**  
BAY AREA  
NATIVE



**TAJEE FULLWOOD • 6-2 • 213 • SR**

- 4th on team in tackles (65) in 2016, had career-best 12 at SMU
- Posted 7+ tackles in six games (Towson, FSU, Cincy, Memphis, SMU, USC)
- 47-yard interception return for a TD in the Birmingham Bowl
- 13 career starts at safety, also returns punts

**S**  
**18**



**JAYMON THOMAS • 6-3 • 195 • JR**

- 5th on team with 55 tackles in 2016. Added 5.0 TFL, 2.0 sacks, 2 FR, 2 FF
- 5 tackles, 2.0 TFL, 1 sack, 1 FF, 1 FR in Birmingham Bowl vs. South Carolina
- One of four prominent Bulls from Immokalee, Fla. (Pop.: 24,154)
- Played in 19 games in his first two seasons at USF

**CB**  
**19**



**RONNIE HOGGINS • 5-8 • 175 • JR**

- Two INT in 2016, one vs. No. 22 Navy
- Started 7 games in 2016, posting 53 tackles, 1 FR, 1 FF
- Career-high 12 tackles at Syracuse; 8 tackles and an interception at Cincinnati
- 28 career interceptions in HS, 15 in senior season (4 returned for TDs)

**S**  
**20**  
BAY AREA  
NATIVE



**DEVIN ABRAHAM • 5-9 • 186 • SR**

- Missed five games in 2016 with a broken thumb, started six games
- 120 career tackles (2nd among returners) & 4 INT
- Career-best 10 tackles vs. Florida State to lead USF, INT in Birmingham Bowl
- 26 career starts, including all 13 games in 2015
- Quarterback of secondary with a great football mind

**S**  
**21**



**KHALID MCGEE • 5-10 • 198 JR**

- 7th on team with 51 tackles in 2016. Added 4.0 TFL, 1 INT, 2 FR, 1 FF
- Started 11 games in 2016
- Tied for team lead with 9 tackles, added 2 FR & 1 sack in Birmingham Bowl
- Played in 25 of USF's 26 games in his first two seasons

**DT**  
**10**



**DEADRIN SENAT • 6-1 • 310 • SR**  
*2016 2ND TEAM ALL-CONF. • OUTLAND & NAGURSKI CANDIDATE*

- Leading tackler on D-line/ 8th on team with 49 tackles, 7.0 TFL, 1 sack in 2016
- Career-high 10 tackles at Syracuse
- Led D-line with 46 tackles (6th on team) in 2015, 5.5 TFL, 1 FR, 1 FF
- One of the strongest Bulls (675 lb squat) and dominant force in the middle

**DT**  
**60**  
BAY AREA  
NATIVE



**BRUCE HECTOR • 6-2 • 296 • SR**

- Tied for team lead in sacks last two years. 6.0 sacks in 2016 with 8.0 TFL
- Career: 15.0 TFL, 11.0 sacks,
- Tied for team lead with 5.0 sacks in 2015
- Has seen action in 30 games the last three seasons with 12 starts in 2016

**DE**  
**98**



**MIKE LOVE • 6-4 • 262 • SR**

- 27 tackles, 7.0 TFL, 3.0 sacks in 2016
- 4 tackles, 2.0 TFL & a sack vs. NIU
- Started final eight games of 2016. Has 9 career starts
- Had game-sealing sack & forced fumble in the Birmingham Bowl victory

**DT**  
**99**



**KEVIN BRONSON • 6-4 • 267 • JR**

- 29 tackles, 6.0 TFL, 1.0 sack in 2016
- 4 tackles, 2.0 TFL & a sack vs. NIU
- Started 4 career games
- Played in 23 career games, logging 42 tackles & 9.5 TFL

**DEFENSIVE NOTES**

**WHAT'S BACK FOR 2017?**

■ The Bulls return seven of their top nine tacklers, including leading tackler **Auggie Sanchez** (120 in 2016). Six of nine Bulls that had an interception in 2016 return, including senior cornerback **Deatrick Nichols**, who has led USF with four interceptions each of the last two years. Those players accounted for 11 of the Bulls' 15 interceptions in 2016.

■ Three Bulls that earned all-conference honors in 2016 return, including two-time selections Deatrick Nichols and Auggie Sanchez and 2016 second-team pick **Deadrin Senat**.

**EXPERIENCED GROUP**

The Bulls defense returns seven seniors that started six or more games in 2016 and three juniors that made three or more starts in 2016. Nine of the 11 Bulls that started the Birmingham Bowl return for the defense and all but one of those players is a junior or senior.

**SANCHEZ AMONG NATIONAL LEADERS**

Senior linebacker **Auggie Sanchez** has led USF in tackles each of the last two seasons while posting two of the top three season marks in USF history. His 120 tackles in 2016 were just one shy of the program record. His 303 career tackles entering 2017 rank second nationally among all returners and are just 64 tackles shy of the USF career record of 367 set by longtime NFL standout linebacker Kawika Mitchell. Sanchez, a two-time all-conference honoree and team captain, will be a strong Butkus Award candidate in 2017 and an Academic All-America candidate, having earned his degree with a 3.5 GPA.

**VETERAN SECONDARY**

The returners in the USF secondary bring 97 career starts into the 2017 season. USF returns four players in the secondary that started at least seven games in 2016 and five with 10 or more career starts. Among those are three seniors (**Deatrick Nichols**, **Devin Abraham** and **Tajee Fullwood**) and two juniors (**Khalid McGee** and **Ronnie Hoggins**). Junior **Jaymon Thomas** started four games and finished fifth on the team in tackles in 2016. Junior **Mazzi Wilkins** has 30 tackles in 23 career games and junior **Nate Ferguson** played in seven games in 2016.

**NEW SCHEME?**

The Bulls have employed a 4-2-5 scheme the last two seasons, however new USF defensive coordinator Brian Jean-Mary has indicated he will employ multiple looks, including a 3-3-5, one deep free safety and moving the strong safety closer to the box.

**EXPERIENCED D-LINE**

The Bulls return all four starters from 2016 on the defensive line, led by second-team All-AAC pick **Deadrin Senat** at defensive tackle. Senat, now a senior, led the D-line in tackles (49) for the second straight year, while fellow senior **Bruce Hector** tied for the team lead in sacks (6) for the second straight season despite fighting an ankle injury mid-year. Ends **Kirk Livingstone**, a sophomore who started every game in 2016, and **Mike Love**, a senior, also return. Livingstone posted 30 tackles, 5.5 TFL and 2.0 sacks in his first season on the field, while Love had 7.0 TFL and 3.0 sacks.



**PLAYERS TO WATCH: OFFENSE**

**OFFENSIVE NOTES**

**QB**  
**9**



**QUINTON FLOWERS • 6-0 • 215 • SR**

**2016 AAC OFFENSIVE POY • 2016 CFPA NATIONAL PERFORMER OF YEAR**

- Set USF season total offense (4,342), rushing (1,530) & TD (42) records in 2016
- 2,594 career rushing yards (3rd all-time at USF), 1,015 from all-time record
- Top 20 in FBS in 10 categories in 2016; 10th total offense (334.0), 9th PRF (19.4)
- The first 2,000/1,000 player in USF history. First 1,000-yard QB rusher in Florida
- 9 300+ total yardage games in 2016; 8 100-yard rushing games
- Passing: 2,812 yds, 62.5%, 24 TD, 8 INT in 2016
- Ranked 4th in FBS, posting a USF season record 7.73 yards per carry
- School-record 473 total yards & 5 TD in win at Memphis - 210 rushing yards

**MANNING AWARD CANDIDATE**  
**MAXWELL AWARD CANDIDATE**  
**O'BRIEN AWARD CANDIDATE**  
**UNITAS AWARD CANDIDATE**  
**WALTER CAMP AWARD CANDIDATE**

**RB**  
**2**



**D'ERNEST JOHNSON • 5-10 • 211 • SR**

**2nd TEAM ALL-AAC • HORNUNG AWARD CANDIDATE**

- Scored 14 total TD in 2016 and has 20 TD on his career (9 rush, 10 rec, 1 ret)
- Ran for 543 yards & 8 TD in 2016. Has 1,000 career rushing yards & 9 TD
- 28 receptions for 293 yds & 5 TD in 2016. Has 62 career recs for 756 yds & 10 TD
- Scored 3 rushing TD & ran for 82 yards vs. No. 13 FSU in 2016.
- 83-yard punt return for a TD at Syracuse

**RB**  
**13**



**DARIUS TICE • 5-10 • 210 • SR**

- Returning from a broken ankle suffered in game four vs. FSU last year
- Ran for 120 yds & 1 TD vs. NIU in 2016
- Career: 874 rushing yards & 5 TD. Had 88 carries for 460 yards & 4 TD in 2015
- Ran for 94 yards at Cincinnati in 2015

**WR**  
**8**



**TYRE MCCANTS • 5-11 • 236 • JR.**

- 25 receptions for 384 yards and 4 TD in 2016. Missed spring practice with injury
- Had a catch in 7 straight games, TD's in three of last six games, in 2016
- Three catches for 115 yards & 2 TD at SMU, including 65-yard TD catch
- Career: 32 catches for 548 yards & 6 TD

**WR**  
**11**

BAY AREA  
NATIVE



**MARQUEZ VALDES-SCANTLING • 6-5 • 209 • SR**

- Led all receivers with 7 receptions for 123 yards and 2 TD in 2017 Spring Game
- 2nd on team with 415 yards & 5 TD on 22 catches in 2016
- 3 catches for 79 yards & 51-yard TD in USF debut. 77-yard TD on first play at SMU
- Transfer from N.C. State: 44 receptions for 558 yards in two years at N.C. State

**WR**  
**81**



**RYESHENE BRONSON • 6-3 • 194 • SR**

- Career-high 113 yards on 3 catches & a 73-yard TD vs. NIU in 2016
- 10 catches for 188 yards & 1 TD in 2016
- Career: 30 catches for 531 yards & 3 TD
- A Semper Fidelis All-American game selection; ESPN 4-star recruit

**TE**  
**89**

BAY AREA  
NATIVE



**MITCHELL WILCOX • 6-4 • 250 • SO**

**2016 2ND TEAM ALL-AAC • 2017 MACKAY AWARD CANDIDATE**

- 12 catches for 278 yards & 2 TD in 2016.
- A strong blocker on the edge who sprung many of USF's long runs in 2016
- Had a 52-yard reception vs. No. 13 FSU; 29-yard TD catch vs. UConn
- Had a catch in seven of last eight games of 2016

**TE**  
**85**



**ELKANAH DILLON • 6-5 • 267 • JR**

- Made game-winning, 25-yard TD catch in the Birmingham Bowl
- Made a 41-yard TD catch in win vs. No. 22 Navy
- Career: 17 catches for 380 yards & 4 TD
- Set USF TIGHT END RECORD 126 yards on 4 rec & 62-yard TD in his first game

**C**  
**74**

BAY AREA  
NATIVE



**CAMERON RUFF • 6-3 • 328 • SR**

**2017 RIMINGTON AWARD CANDIDATE**

- Co-president of USF Student-Athlete Advisory Committee
- Started every game at center in 2016, his first year in the position
- Helped lead the way for a USF record 3,714 rushing yards & 47 TD
- USF ranked 15th in FBS in sacks allowed (1.15 pg) in 2016

**G**  
**73**



**JEREMI HALL • 6-5 • 334 • SR**

- Started every game at left guard in 2016
- Missed majority of spring practice due to recovery from leg injury
- Helped lead the way for a USF record 3,714 rushing yards & 47 TD

**T**  
**77**



**MARCUS NORMAN • 6-6 • 305 • SO**

- Started 9 of 13 games at right tackle in 2016, his first season on the field
- Helped lead the way for a USF record 3,714 rushing yards & 47 TD
- USF ranked 15th in FBS in sacks allowed (1.15)

**WHAT'S BACK FOR 2017?**

■ The Bulls return seven starters and players that produced 63 percent of a USF recording setting 6,650-yard season and an offense that ranked 4th in the nation scoring 43.8 points and 11th producing 511.5 yards per game.

■ Included among the returners are **three 2016 all-conference selections**: QB Quinton Flowers (the AAC Offensive Player of the Year), RB D'Ernest Johnson and TE Mitchell Wilcox.

**GROUND GAME**

The Bulls return four of their top six rushers and producers of 27 of USF's school-record 47 rushing touchdowns in 2016, including QB Quinton Flowers, who led the Bulls with USF season records of 1,530 yards and 18 touchdowns on the ground.

■ USF returns players that accounted for 2,310 yards on the ground, 62 percent of the team's season record total of 3,709 rushing yards in 2016. USF was **4th in the nation**, running for 285.3 yards per game.

■ Senior **D'Ernest Johnson** ran for 543 yards and 8 TD in 2016 and enters his senior season with 1,000 career rushing yards.

■ Senior **Darius Tice** posted 120 yards vs. Northern Illinois, but missed the final nine games of the season after breaking his ankle vs. Florida State. He was awarded a medical redshirt and another year of eligibility by the NCAA. He brings 874 yards into his final campaign.

**AIR ATTACK**

The Bulls return **2016 AAC Offensive Player of the Year Quinton Flowers** at quarterback and eight of the team's top 10 receivers in 2016.

■ **Flowers** set numerous USF records in 2016 and finished ranked in the top 20 in the nation in 10 categories, including 10th in total offense (334.0 ypg) and ninth in points responsible for (19.4 ppg).

■ **Flowers** passed for 2,807 yards and a USF record 24 TD, completing 62.5 percent of his passes.

■ The Bulls return players that accounted for 64 percent (1,892 of 2,936) of receiving yards in 2016.

■ Senior wide receiver **Marquez Valdes-Scantling** is the top yardage returner with 415 yards and 5 TD on 22 catches in 2016.

■ Running back **D'Ernest Johnson** is the top returner in receptions, having posted 28 for 293 yards and 5 TD last year and logging 62 on his career.

■ Junior **Tyre McCants** logged 384 yards and 4 TD on 25 catches in 2016.

■ Sophomore tight end **Mitchell Wilcox** had 12 catches for 278 yards and 2 TD to earn all-conference honors in his first season on the field.

■ Junior tight end **Elkanah Dillon** brings 380 yards, 21 receptions and 4 TD on his career into his third campaign.

**OFFENSIVE LINE**

USF returns three players that started at least nine games in 2016: center **Cameron Ruff** (13), guard **Jeremi Hall** (12) and tackle **Marcus Norman** (9).

■ Sophomore tackle **Billy Atterbury** started the first four games of 2016 before suffering a broken lower leg vs. Florida State. He returned in the spring.

■ Three starters returning on the offensive line are the most USF has had in the past three seasons.

■ USF will be working under its fifth offensive line coach in as many seasons.

**OUTLOOK**

PLAYERS

COACHES

REVIEW

RECORDS

HISTORY

USF

MEDIA



# 2017 USF FOOTBALL FALL DEPTH CHART

## USF OFFENSE

## USF DEFENSE

2017 USF FOOTBALL

POS	#	Name	Ht.	Wt.	Cl.
<b>WR</b>	86	Stanley Clerveaux	6-3	220	Jr.
	3	Darnell Salomon	6-3	209	So.
<b>TE</b>	89	Mitchell Wilcox (BA)	6-4	245	So.
	85	Elkanah Dillon	6-5	262	Jr.
<b>RT</b>	77	Marcus Norman	6-6	308	So.
	78	William Atterbury (BA)	6-4	306	So.
<b>RG</b>	72	Brooks Larkin (BA)	6-3	322	So.
	68	Michael Galati (BA)	6-3	300	Jr.
	52	Michael Wiggs (BA)	6-3	305	RFr.
<b>C</b>	74	Cameron Ruff (BA)	6-3	320	Sr.
	71	Jeremiah Stafford	6-4	326	Fr.
<b>LG</b>	73	Jeremi Hall	6-5	323	Sr.
	67	Hal Roberson (BA)	6-1	316	RFr.
<b>LT</b>	55	Eric Mayes (BA)	6-4	294	Jr.
	79	Grant Polk	6-6	314	So.
<b>QB</b>	9	Quinton Flowers	6-0	215	Sr.
	7	Brett Kean	6-1	220	So.
<b>HB</b>	2	D'Ernest Johnson	5-10	210	Sr.
	13	Darius Tice	5-10	205	Sr.
	28	Trevon Sands	5-11	205	So.
<b>WR</b>	1	Chris Barr	5-10	175	Jr.
	14	Deangelo Antoine	5-10	190	So.
	8	Tyre McCants	5-11	235	Jr.
	11	Marquez Valdes-Scantling (BA)	6-5	209	Sr.
	18	DeVontres Dukes (BA)	6-4	208	RFr.

POS	#	Name	Ht.	Wt.	Cl.
<b>DE</b>	41	Greg Reaves (BA)	6-2	243	So.
	55	Josh Black (BA)	6-2	242	Jr.
<b>DT</b>	10	Deadrin Senat	6-1	296	Sr.
	95	Marlon Gonzalez	6-4	272	So.
	96	Kelvin Pinkney (BA)	6-3	295	Fr.
<b>DT</b>	60	Bruce Hector (BA)	6-2	295	Sr.
	99	Kevin Bronson	6-4	276	Jr.
	90	Kevin Kegler	6-2	284	Fr.
<b>DE</b>	98	Mike Love (BA)	6-4	252	Sr.
	94	Kirk Livingstone	6-4	261	So.
	56	Juwuan Brown (BA)	6-2	255	Jr.
<b>MLB</b>	43	Auggie Sanchez (BA)	6-2	245	Sr.
	4	Jimmy Bayes	6-3	230	Jr.
<b>WLB</b>	54	Nico Sawtelle	6-2	220	So.
	12	Andre Polk, Jr.	6-2	218	RFr.
	53	Danny Thomas	6-1	230	Jr.
<b>CB</b>	19	Ronnie Hoggins	5-8	175	Jr.
	27	Naytron Culpepper	6-1	188	Fr.
<b>NICKEL</b>	3	Deatrick Nichols	5-10	190	Sr.
	37	Nate Ferguson (BA)	5-9	180	Jr.
<b>SS</b>	20	Devin Abraham (BA)	5-9	194	Sr.
	21	Khalid McGee	5-10	198	Jr.
<b>FS</b>	18	Jaymon Thomas	6-3	190	Jr.
	13	Tajee Fullwood (BA)	6-2	213	Sr.
<b>CB</b>	23	Mazzi Wilkins (BA)	6-0	176	Jr.
	14	Mike Hampton (BA)	6-1	170	RFr.

(BA) = NATIVE OF SEVEN-COUNTY TAMPA BAY AREA

### 2016 ALL-CONFERENCE HONOREE

## USF SPECIALISTS

POS	#	Name	Ht.	Wt.	Cl.
<b>P</b>	44	Jonathan Hernandez (BA)	6-4	234	Sr.
<b>PK</b>	35	Emilio Nadelman	5-6	170	Sr.
<b>H</b>	44	Jonathan Hernandez (BA)	6-4	234	Sr.
<b>LS</b>	46	Zachary Deitz (BA)	5-8	202	RFr.
<b>KO</b>	35	Emilio Nadelman	5-6	170	Sr.
	2	D'Ernest Johnson	5-10	210	Sr.
	13	Darius Tice	5-10	205	Sr.
	8	Tyre McCants	5-11	235	Jr.
	14	Deangelo Antoine	5-10	190	So.
<b>PR</b>	2	D'Ernest Johnson	5-10	210	Sr.
	13	Tajee Fullwood (BA)	6-2	213	Sr.

## PRONUNCIATION CHART

12	TEMI ALAKA	TEMMy ugh-LAH-ka
81	RYESHENE Bronson	rye-SHEEN
86	Stanley CLERVEAUX	CLAIR-voe
85	ELKANAH Dillon	EL-CANE-ugh
18	DeVONTRES Dukes	duh-VON-treys
13	TAJEE Fullwood	Tah-JHAY
68	Michael GALATI	ga-LA-tee
2	D'ERNEST Johnson	DEE-ernest
22	MEKHI LaPointe	MEH-Kie
75	JEAN Marcellus	GENE
8	TYRE McCants	TIE-ree
21	KHALID McGee	KAW-lid
35	Emilio NADELMAN	NAY-dell-man
3	DEATRICK Nichols	DEE-trick
10	Chris OLADOKUN	Oh-LAH-Doe-KUN
78	Cameron RUFF	ROUGH
28	TREVON Sands	TREY-son
54	NICO SAWTELLE	KNEE-coe SAW-tell
10	DEADRIN SENAT	deed-RIN sen-KNOT
11	MARQUEZ Valdes-Scantling	mar-KWEZ
23	MAZZI Wilkins	MAZ-eeee





**2017 USF FOOTBALL  
PLAYERS**





**DEVIN ABRAHAM**

**CB | GR. | 5-9, 194 |**

**Tarpon Springs, Fla. |**

**East Lake HS |**

**NOTABLE:** One of 10 USF football players to graduate in the spring...second-leading returning tackler with 120 career stops entering the 2017 season...has made 25 starts in his career after starting all 13 games of the 2015 season...noted as one of the sharpest football minds on the team and a quarterback of the secondary...father, Donnie, is an assistant coach at the University of Illinois, a team the Bulls face in the fourth game of the season (Sept. 15) at Raymond James Stadium.

**2016:** Started the first five games of the season (six total starts on the year) and played in nine games...missed five games from Oct. 8 through Nov. 12 with a broken thumb suffered in a win at Cincinnati (10/1)...returned for the SMU game (11/19)...11th on the team with 35 total tackles...set a career high with 10 tackles against No. 13 Florida State (9/24)...returned an interception 21 yards and posted a career-high two pass breakups in the Birmingham Bowl victory over South Carolina (12/29).

**2015:** Abraham started all 13 games at free safety on the season...ranked fifth on the team with a career-best 51 tackles and second with a career-best three interceptions...also had a sack, two tackles for loss, three pass break-ups and a fumble recovery on the year...recorded a career-best nine tackles (5 solo) in the Miami Beach Bowl...had interceptions in the final two games of the regular season, grabbing one in the first quarter of a 65-27 rout of Cincinnati (11/20) and one in the second quarter of a 44-3 rout of UCF (11/27)...also had five tackles and an interception that he returned 42 yards to the 5-yard line, setting up the game's first score at Maryland (9/19)...had a season-high six tackles and a sack in the Bulls' win at UConn (10/17)...also had six tackles in a loss at Navy (10/31).

**2014:** Played in 12 games and made six starts... totaled 34 tackles (23 solo)... started the first three games of the season... posted a career-high six tackles (four solo) against Cincinnati.

**EAST LAKE HIGH SCHOOL:** Coached by Bob Hudson at East Lake HS...2013 Class 7A first-team all-state selection ...2013 Tampa Bay Times All-Suncoast Defensive Player of the Year...registered 90 tackles, six interceptions, eight blocked kicks in his senior season... scored 10 total touchdowns, five defensive ...led defense that posted five shutouts and allowed just 114 points in 14 games...team went 13-1 and advanced to the Class 7A state semifinals...had 95 tackles and six interceptions to help the Eagles advance to the Class 8A region final as a junior and 146 tackles and four interceptions as a sophomore...totaled 19 interceptions on his career...three-time team captain...listed as a three-star recruit by 247Sports.com...ranked No. 18 on the Tampa Bay Times Home Team Top 25...three-time All-Pinellas County...honored on three All-Suncoast teams...also lettered three years in football, two in basketball and one in track...four-time member of honor roll... also received scholarship offers from NC State, Middle Tennessee State, Ohio and South Alabama.

**PERSONAL:** Born in Stone Mountain, Ga...earned his USF degree in communication in the spring of 2017...the son of former Tampa Bay Buccaneers cornerback and current Illinois football assistant coach Donnie Abraham (1996-2001) and Tunisia Abraham...has a younger brother, Micah, and sister, Alivia...lived in New York for three years as his father played for the Jets (2002-04)...his father was a Pro Bowl selection who recorded 38 interceptions and 442 tackles in a nine-year NFL career...an honor roll student...cousin of Tim Jennings, a two-time Pro Bowl cornerback for the Chicago Bears and Super Bowl champion with the Colts who played collegiately at Georgia.

**ABRAHAM - CAREER STATISTICS**

YEAR	GP-GS	SOLO	AST	TOT	TFL	SACKS	INT	PBU	FF	FR
2014	12-6	23	11	34	3.0	0-0	0	1	1	0
2015	13-13	41	10	51	2.0	1.0-8	3	3	0	1
2016	9-6	26	9	35	-	-	1	2	-	-
<b>Career</b>	<b>34-25</b>	<b>90</b>	<b>30</b>	<b>120</b>	<b>5.0</b>	<b>1.0-8</b>	<b>4</b>	<b>6</b>	<b>1</b>	<b>1</b>



**ABRAHAM'S CAREER HIGHS**

Tackles.....	10, vs. Florida State (9/24/16)
TFL.....	2.0, vs. WKU, Miami Beach Bowl (12/21/15)
INT.....	1, 3X, last vs. S.Carolina, Birmingham Bowl (12/29/16)
PBU.....	2, vs. S. Carolina, Birmingham Bowl (12/29/16)
FF.....	1, vs. Maryland (9/6/14)
FR.....	1, vs. Syracuse (10/10/15)

**ABRAHAM GAME-BY-GAME STATS**

**2016 Tackles (Total-Solo-Assists)**

Towson 3-2-1; Northern Illinois 5-4-1; Syracuse 3-2-1; Florida State 10-8-2; Cincinnati 6-2-4; UConn 1-1-0; SMU 2-2-0; UCF 1-1-0; South Carolina 4-4-0.

**2015 Tackles (Total-Solo-Assists)**

Florida A&M 3-3-0; Florida State 2-2-0; Maryland 5-5-0; Memphis 3-2-1; Syracuse 2-2-0; UConn 6-5-1; SMU 4-4-0; Navy 6-4-2; Temple 2-2-0; UCF 6-4-2; Western Kentucky 9-5-4.

**2014 Tackles (Total-Solo-Assists)**

Western Carolina 4-4-0; Maryland 4-3-1; NC State 3-3-0; East Carolina 1-1-0; Tulsa 6-2-4; Cincinnati 6-4-2; Houston 1-0-1; SMU 5-2-3; UCF 3-3-0.



## 2017 **USF** PLAYERS



### SPENCER **ADKINSON**

**TE** | Gr. | **6-3, 250** |

**Seminole, Fla.** |

**Indian Rocks Christian HS** |

**48**

#### 2015 & 2016 Academic All-Conference Selection

**2016:** Saw action in three games.

**2015:** Did not see playing time.

**2014:** Did not see playing time.

**INDIAN ROCKS HIGH SCHOOL:** Lettered for seasons in football and basketball...earned two varsity track letters...earned all-conference honors in football and basketball...team captain...earned gold honor roll honors for top 10 in class.

**PERSONAL:** Full name is Spencer Allen Adkinson...son of Allen and Sondra Adkinson... graduated with degree criminology with a minor in leadership studies...pursuing a masters in business entrepreneurship...his uncle, Brian Adkinson, was a Division I NCAA Wrestling champion at Cleveland State University...his father, Allen, competed in the Olympic wrestling trials.



### TEMI **ALAKA**

**WR** | Gr. | **6-2, 201** |

**Houston, Texas** |

**Cy Falls HS** | **Rice University** |

**12**

**2016 (RICE):** Led the Owls with a career-high 458 yards receiving and an average of 16.4 per catch on 28 receptions... finished strongly, with 24 catches for 432 yards in the last eight games...threw his first career touchdown pass vs. UTEP, connecting with Jackson Tyner for 24 yards...has 19 career starts, tops on the receivers returning for 2017... smashed his previous career high with 143 yards while matching his career-high with six catches vs. Prairie View...143 yards were the top game total by an Owl since Dennis Parks had 163 at North Texas in 2015.

**2015 (RICE):** Third on team with 27 catches for 303 yards and one touchdown...set career highs for catches (5) yards (98) and longest reception (52) vs. Army...had 21 catches for 266 yards in his last seven games... found the end zone for the first time in his career with a 4-yard toss from Driphus Jackson at Texas...made his first career start vs. Wagner.

**2014 (RICE):** Played in nine games as a redshirt freshman... caught a pair of passes at Texas A&M for 12 yards...grabbed a 31-yarder vs. Old Dominion for his long pass of the year... caught four passes for 134 yards and a pair of touchdowns in the Blue-Gray game to wrap up a productive spring...caught a 34-yard TD from Guy Billups and a 57-yard bomb from Nate German.

**2013 (RICE):** Redshirted.

**CYPRESS FALLS HIGH SCHOOL:** All-District 15-5A selection at wide receiver for the Eagles under coach Kirk Eaton...team finished 9-2, including a win in the opening round of the state playoffs...caught 43 passes for 833 yards and 12 touchdowns as a senior...his 12 touchdown catches led the district...named to the Houston Chronicle's Top 100... wo-year starter at wide receiver...also ran track as the Eagles were District 17-5A Champions... Earned Academic all-state honors...works as a volunteer at his church.

**PERSONAL:** Full name is Temiloluwa Alaka... born Sept. 28, 1994 in Brooklyn, N.Y. ... parents are Femi and Ethel Alaka (two sisters, one brother)... younger brother. Otaru, is a linebacker at Texas A&M... graduated from Rice with a degree in sport management and a business minor.

#### ALAKA - CAREER STATISTICS

Year	GP-GS	REC	YDS	AVG	TD	LONG	AVG/G
2014	9-0	4	56	14.0	0	31	6.2
2015	10-9	27	303	11.2	1	52	30.3
2016	12-7	28	458	16.4	2	46	38.2
<b>CAREER</b>	<b>31-16</b>	<b>59</b>	<b>817</b>	<b>13.8</b>	<b>3</b>	<b>52</b>	<b>26.4</b>



### DEANGELO **ANTOINE**

**WR** | RFr. | **5-10, 190** |

**Orlando, Fla.** |

**Oak Ridge HS** |

**14**

**NOTABLE:** Had a very strong spring culminated by six receptions for 48 yards and a touchdown in the Spring Game.

**2016:** Saw action in nine games, totaling eight receptions for 24 yards with a long of 8 yards. Also rushed two times for 12 yards with a long of 7 yards... helped the Gulf Coast Offense set school records with 77 touchdowns and 6,650 yards of total offense.

**2015:** Redshirt season.

**OAK RIDGE HIGH SCHOOL:** A three-star recruit by ESPN and 247Sports, Antoine earned Florida All-State Second-Team honors as a receiver after helping Oak Ridge win a district championship...posted 68 catches for 1,013 yards and 10 touchdowns in his senior season on the way to Orlando Sentinel All-Central honors... appeared in the Central Florida High School All-Star Game and scored a touchdown...was ranked No. 12 in the Orlando Sentinel's 2015 Central Florida Super60... Coached by Joe Gaddis.

**PERSONAL:** A communication major.

#### ANTOINE - CAREER STATISTICS

Year	GP-GS	REC	YDS	AVG	TD	LONG
2016	9-0	8	24	3.0	0	8

#### ANTOINE GAME-BY-GAME STATS

##### 2016 Receiving (Receptions-Yards-Touchdowns)

Towson 2-10-0; Northern Illinois 1-(-2)-0; Syracuse 0-0-0; Florida State 0-0-0; Cincinnati 4-18-0; East Carolina DNP; UConn 0-0-0; Temple DNP; Navy 1-(-2)-0; Memphis DNP; SMU 0-0-0; UCF 0-0-0; South Carolina DNP

OUTLOOK

PLAYERS

COACHES

REVIEW

RECORDS

HISTORY

USF

MEDIA





**WILLIAM  
ATTERBURY**

**OL | So. | 6-4, 306 |**  
**Clearwater, Fla. |**  
**Clearwater Central Catholic HS |**

**2016:** Played in five games with four starts at right tackle before suffering a season-ending injury...helped the Bulls run for 200 or more yards in each of the games he played, including 293 yards vs. Northern Illinois (9/10) and 290 vs. Florida State (9/24)...helped USF post 658 yards of total offense, third-most in program history, in a victory over Northern Illinois...suffered a season ending ankle injury at Cincinnati (10/1)...had started four straight games prior to the injury.

**2015:** Redshirt season.

**CLEARWATER CENTRAL CATHOLIC HIGH SCHOOL:** A three-star prospect, Atterbury earned Florida All-State Class 3A First-Team honors and was also an all-state player as a junior... named to the Tampa Tribune All-Pinellas County team after anchoring a line that allowed just three sacks all season in 2014... helped Central Catholic make the state semifinals as a senior and the state championship in 2013... chosen for the 20th annual Pinellas Senior All-Star Game... also received offers from Cincinnati, UCF, Syracuse, Yale, Massachusetts, FIU, Georgia Southern, Georgia State... Coached by John Davis.

**PERSONAL:** Pre-general business major.

- OUTLOOK
- PLAYERS
- COACHES
- REVIEW
- RECORDS
- HISTORY
- USF
- MEDIA



**CHRIS  
BARR**

**WR | Jr. | 5-10, 175 |**  
**Jacksonville, Fla. |**  
**Trinity Christian Academy |**

**2016:** Played in nine games, totaling six catches for 59 yards and a touchdown... also rushed three times for 8 yards with a long of 15 yards.

**2015:** Barr appeared in 13 games, starting 12 at the slot wide receiver...third on team with 23 receptions and sixth with 200 receiving yards...recorded a touchdown in a 44-3 win over UCF (11/26)...caught a season-long 38-yard reception in a 38-14 win over SMU (10/24)...posted a season best 37 yards receiving in a 45-24 win over Syracuse (10/10).

**TRINITY CHRISTIAN ACADEMY:** A three-star recruit, Barr is a versatile athlete who totaled 28 touchdowns and more than 2,000 yards on offense, including 1,343 yards receiving, in high school...was named a 2014 All-First Coast Honorable Mention after helping Trinity win the Class 3A state championship... also made the Times-Union's Super 24 Team...caught 54 passes for 757 yards and eight touchdowns as a senior for the 12-1 Conquerors; also rushed for 341 yards and four touchdowns...also returned punts and kickoffs...recorded 37 tackles and two interceptions on his career...had two touchdown catches and two touchdown runs to lead Trinity Christian to a 35-21 win over No. 22 Eastside Christian (Sammamish, Wash.) in the Burger King State Champions Bowl Series championship...also received offers from Wisconsin, Louisville, Pittsburgh, Purdue, Rutgers, Utah, Cincinnati, Indiana, Illinois, Maryland, UCF, Troy, Georgia Southern, UAB, Massachusetts...coached by Verlon Dorniney.

**PERSONAL:** Born Oct. 18, 1995 in Jacksonville, Fla. ... son of Leitonia and Leander Harris...criminology major.

**BARR - CAREER STATISTICS**

Year	GP-GS	REC	YDS	AVG	TD	LONG
2015	13-12	23	200	8.7	1	38
2016	9-0	6	59	9.8	1	30
<b>CAREER</b>	<b>22-0</b>	<b>29</b>	<b>259</b>	<b>8.9</b>	<b>2</b>	<b>38</b>

**BARR'S CAREER HIGHS**

Receptions..... 5, vs. Syracuse (10/10/15)  
 Receiving Yards..... 41, vs. SMU (10/25/15)  
 Receiving TDs ..... 1, 2X, last vs. NIU (9/10/16)  
 Long Reception ..... 38, vs. SMU (10/25/15)

**BARR GAME-BY-GAME STATS**

**2016 Receiving (Receptions-Yards-Touchdowns)**

Towson DNP; Northern Illinois 3-39-1; Syracuse 0-0-0; Florida State DNP; Cincinnati 0-0-0; ECU 0-0-0; UConn 0-0-0; Temple 1-13-0; Navy 1-9-0; Memphis 1-(-2)-0; SMU DNP; UCF 0-0-0; South Carolina DNP

**2015 Receiving (Receptions-Yards-Touchdowns)**

Florida A&M 3-14-0; Florida State 1-24-0; Maryland 1-(-4)-0; Memphis 3-14-0; Syracuse 5-37-0; UConn 2-13-0; SMU 3-41-0; Navy 1-34-0; ECU 0-0-0; Temple 1-18-0; Cincinnati 2-5-0; UCF 1-4-1; Western Kentucky 0-0-0



**JIMMY  
BAYES**

**LB | Jr. | 6-3, 230 |**  
**Immokalee, Fla. |**  
**Immokalee HS |**

**2016:** Appeared in one game, a 48-17 victory over Northern Illinois on Sept. 10.

**2015:** Appeared in five games on the season, playing special teams and linebacker.

**2014:** A redshirt season, Bayes added 40 pounds to his 6-3 frame in the weight room to practice at 225 in his first season on campus.

**IMMOKALEE HIGH SCHOOL:** Played for coach Richard Dombroski at Immokalee HS...a Class 5A third-team all-state selection...posted 78 tackles, 8.5 tackles for loss, one sack, six forced fumbles and a blocked field goal as a senior, as Immokalee went 9-3...had a strong showing in the Semper Fidelis All-American Game...rated a four-star recruit by Rivals.com...ranked No. 45 in the 2014 Orlando Sentinel Florida Top 100...an FACA first team all-area and Naples Daily News first team all-area selection...a three-year varsity player...posted 145 tackles, 14.5 tackles for loss, 10 sacks and an interception on his career...a two-sport athlete who also played basketball...also had offers from Michigan, Missouri, Miami (Fla.), Iowa State, Georgia Tech and Kentucky among others.

**PERSONAL:** Public health major.



## 2017 **USF** PLAYERS



**DURAN BELL, Jr.**

**RB | Fr. | 5-10, 180 |**

**Tampa, Fla. |**

**Hillsborough HS |**

**HILLSBOROUGH HIGH SCHOOL:** Played for Earl Garcia at Hillsborough High School... named the team's offensive MVP in 2016... named Hillsborough's Athlete of the Year in both football and track...can play several different positions in all three phases of the game, including holding on kicks... top 50 on the Tampa Bay Times' HomeTeam 100... in his career, rushed 251 times for 1,801 yards and 21 touchdowns in three seasons (2,189 all-purpose yards)... as a senior, rushed for 833 yards with four 100-yard games and 14 touchdowns and logged 1,128 all-purpose yards... rushed for 655 yards as a junior... named to the 2015 All-Western Conference First Team as a junior... posted 86 tackles as a sophomore and ran for 458 yards...also shined on the track, lettering in three seasons... as a junior made the All-Tampa Team in the 400 meters with an area-best time of 47.60 seconds... an All-Hillsborough Team Honorable Mention selection in 2015... rated as a two-star recruit by 247Sports, Rivals and Scout... also received offers from Bowling Green, Florida International, Marshall, McNeese State, Miami (Ohio), Toledo and Utah State.

**PERSONAL:** The son of Duran Bell...has a younger brother, Zarious, and sister, Durnecia...a National Honor Society student in high school...born in Tampa...interested in being a broadcaster or civil engineer.



**GLEN BETHEL**

**OT | Sr. | 6-6, 316 |**

**Nassau, Bahamas |**

**Champagnat HS | Arizona Western**

**2016:** Did not see action.

**ARIZONA WESTERN CC:** A three-star recruit, Bethel helped Arizona Western average 241.2 rushing yards and 423.1 total yards per game...also had offers from Arkansas, Arizona, Florida, East Carolina, FIU, Kansas, Oklahoma State, Marshall, Texas Tech, Wake Forest and San Diego State...coached by Tom Minnick.

**PERSONAL:** Born March 21, 1993 in Nassau, Bahamas...majoring in communication...also attended Fresno City College in Fresno, Calif.



**JOSH BLACK**

**LB | Jr. | 6-2, 242 |**

**Tampa, Fla. |**

**Sickles HS |**

**2016:** Saw action in seven games, totaling seven tackles, 1.5 sacks and a forced fumble... posted a career-high four tackles in a win at Syracuse (9/17)... finished with a sack and a forced fumble in the season-opening victory over Towson (9/3).

**2015:** Redshirt season.

**2014:** Saw action in five games and started the final game of the season vs. UCF (11/28) in his first season at USF...recorded seven tackles and a sack on the year...saw his first collegiate action at Cincinnati (10/24) and posted a sack in the game...played in the Bulls' final five games...had three tackles vs. Houston (11/1) and UCF (11/28)...lettered.

**SICKLES HIGH SCHOOL:** Played for coach Brian Turner at Sickles HS...named the Tampa Bay Times Defensive Player of the Year after posting 103 tackles, 26 tackles for loss, 20 sacks and three forced fumbles in 2013, playing linebacker and defensive end...2013 first team Class 7A all-state selection and first-team All-Hillsborough County...2013 Hillsborough County Defensive Player of the Year...first-team Tampa Bay Times All-Suncoast... ranked No. 25 on the Tampa Bay Times Home Team Top 25...helped the Gryphons to an 11-2 record, first district title and Class 7A region finals...posted 12 sacks and 30 quarterback pressures as a junior...led Sickles in sacks and quarterback pressures his last three seasons...rated a three-star recruit by 247Sports.com and Rivals.com.

**PERSONAL:** The son of Sharon Cook... has two older brothers, Isaac and Partheo, and an older sister, Selena... has three family members who played college football – Henry McCloud (Furman), Rhamik Wilson (Georgia) and Jarric McCall (Arizona)... also attended Tampa Tech... hobbies include playing sports and video games...criminology major.

### BLACK - CAREER STATISTICS

YEAR	GP-GS	SOLO	AST	TOT	TFL	SACKS	INT	PBU	FF	FR
2014	5-1	5	2	7	1.0	1.0-10	0	0	0	0
2015	REDSHIRT SEASON									
2016	7-0	5	2	7	1.5	1.5-5	0	0	1	0
Career	12-1	10	4	14	2.5	2.5-15	0	0	1	0

### BLACK'S CAREER HIGHS

Tackles.....	4, at Syracuse (9/17/16)
Tackles for Loss .....	1, 2X, last vs. Towson (9/3/16)
Sack .....	1, 2X, last vs. Towson (9/3/16)
Forced Fumble .....	1, vs. Towson (9/3/16)

OUTLOOK

PLAYERS

COACHES

REVIEW

RECORDS

HISTORY

USF

MEDIA





**BRANDON BOYCE**

**DT | Jr. | 6-0, 257 |**

**Fort Lauderdale, Fla. |**

**St. Thomas Aquinas HS | Duke |**

**2016 (DUKE):** Reserve defensive tackle ... In eight games before suffering and injury, he totaled seven tackles and 1.0 sacks.

**2015 (DUKE):** Played in all 13 games ... finished with 24 tackles, 4.0 TFL, 1.0 quarterback sack, one caused fumble and one QB pressure ... had 2+ tackles in six games, including a season-high five stops at Virginia ... added 1.0 TFL and one caused fumble against the Cavaliers ... first collegiate sack came at Tulane ... one of five Duke freshmen to earn varsity letter, joining Ben Humphreys, Jeremy McDuffie, Marquies Price and T.J. Rahming ... on the field for 327 snaps.

**ST. THOMAS AQUINAS, UNIVERSITY SCHOOL:** Played for head coach Rocco Casullo during senior year at St. Thomas Aquinas ... played for head coach Roger Harriott for three years at University School ... ranked by Rivals.com as the No. 43 defensive tackle in the country and charted by ESPN.com at No. 61 among defensive tackle prospects ... two-time first team all-state selection (4A in 2013; 7A in 2014) ... a second team 3A all-state selection as a sophomore ... during final campaign, helped St. Thomas Aquinas to a Florida High School Athletic Association (FHSAA) 7A state championship with a 31-0 victory against Osceola ... tallied nine tackles, including 4.5 TFL, and a fumble recovery in the title tilt ... squad finished the year with a 14-1 overall record ... team stood No. 12 in the final MaxPreps Xcellent25 national poll ... part of a defense that held opponents to 34 total points over the last 12 games (2.83 points per contest) ... during junior year, tallied 87 tackles with 22.5 TFL, 10.5 sacks and four caused fumbles ... selected to the FloridaHSFootball.com Class 4A All-State Elite Team following junior campaign ... in 2013, went 10-3 and claimed the 4A District 7 championship with a 4-0 mark ... as a sophomore, booked 68 tackles with 16.5 TFL ... added 5.0 sacks and three caused fumbles during sophomore campaign, when University School went 13-0 and claimed the FHSAA 3A state championship with a 24-17 victory against Madison County ... during freshman year, played in six games as the Suns finished 12-1 and advanced to the second round of the FHSAA 3A playoffs.

**PERSONAL:** Son of Rosemarie Marquez and Darnell Boyce ... born March 1, 1997 in Fort Lauderdale, Fla....psychology major.

**BOYCE - CAREER STATISTICS**

YEAR	GP-GS	SOLO	AST	TOT	TFL	SACKS	INT	PBU	FF	FR
2015	13-0	11	13	24	4.0	1.0	0	0	1	0
2016	8-0	6	1	7	1.0	1.0	0	0	0	0
<b>Career</b>	<b>21-0</b>	<b>17</b>	<b>14</b>	<b>31</b>	<b>5.0</b>	<b>2.0</b>	<b>0</b>	<b>0</b>	<b>1</b>	<b>0</b>



**KEVIN BRONSON**

**DE | Jr. | 6-4, 276 |**

**Delray Beach, Fla. |**

**Village Academy HS |**

**2016:** Played in all 13 games with one start...finished the season with a career-high 29 total tackles and 6.0 tackles for loss...tied his career high with five tackles at Cincinnati (10/1)...set a new career high with 2.0 tackles for loss in the win over NIU (9/10) and also had a sack in the game.

**2015:** Appeared in 10 games, starting three of the last four at defensive tackle...recorded 13 tackles, 3.5 tackles for loss, 2.5 sacks, an interception, one forced fumble and three pass break-ups on the season...had two tackles, a tackle for loss and a pass break-up in the Miami Beach Bowl (12/21)...recorded a career-best three tackles at ECU (11/7) and added 1.5 sacks...had three tackles against Temple (11/14)...had a tackle and intercepted a pass to set up a USF touchdown at UConn (10/17).

**2014:** Redshirt season.

**VILLAGE ACADEMY HIGH SCHOOL:** Coached by Donald Hanna at Village Academy HS...named to first-team Class 2A all-state team in 2013...posted 58 tackles, 24 tackles for loss, nine sacks and six forced fumbles as a senior... a defensive team captain, he was named The Palm Beach Post's 2013 Small School Defensive Player of the Year and to the Palm Beach Super 11... rated a three-star recruit by 247sports.com and ESPN.com... rated the Sun Sentinel's No. 12 player in Palm Beach County...also received offers from Florida, South Carolina, Miami (Fla.), Arkansas, Virginia Tech, Vanderbilt, Nebraska and Rutgers.

**PERSONAL:** Born Oct. 23, 1995 ... son of Fiel Bronson and Thelma Bronson...communication major.

**BRONSON - CAREER STATISTICS**

YEAR	GP-GS	SOLO	AST	TOT	TFL	SACKS	INT	PBU	FF	FR
2015	10-3	10	3	13	3.5	2.5-26	1	1	1	-
2016	13-2	16	13	29	6.0	1.0-8	-	1	-	-
<b>CAREER</b>	<b>23-5</b>	<b>26</b>	<b>16</b>	<b>42</b>	<b>9.5</b>	<b>3.5-34</b>	<b>1</b>	<b>2</b>	<b>1</b>	<b>-</b>

**BRONSON'S CAREER HIGHS**

Tackles.....5, 2X, last at Cincinnati (10/1/16)  
 Sacks.....1.5, at ECU (11/7/15)  
 TFL.....2.0, vs. NIU (9/10/16)  
 FF.....1, at Florida State (9/12/15)  
 Interception.....1, at UConn (10/17/15)



2017 **USF** PLAYERS



**RYESHENE  
BRONSON**

**WR | Sr. | 6-3, 195 |**

**Fort Myers, Fla. |  
Dunbar HS |**

**81**

**2016:** Started four of the 11 games he played in...caught 10 passes for 188 yards and a touchdown... set a career high with 113 receiving yards, including a 73-yard touchdown, in the win over NIU (9/10)...caught passes in six different games... helped the Gulf Coast Offense set school records with 77 touchdowns and 6,650 yards of total offense.

**2015:** Appeared in all 12 games, starting 11...caught 17 passes for 258 yards and one touchdown...averaged 15.2 yards per catch...made a 42-yard touchdown catch in a 45-24 win over Syracuse (10/10)... had a season-best 81 yards receiving on three catches against Syracuse...caught three passes for 32 yards at Navy (10/31)...had two catches for 30 yards in the Miami Beach Bowl (12/21)...a strong blocker on the outside, helped the Bulls log 3,205 rushing yards.

**2014:** Saw action in 10 games and started one in his first season...caught three passes for 85 yards and one touchdown, and ran the ball once for 6 yards...saw his first collegiate action in the opener vs. Western Carolina (8/30)...made his first career catch on a 5-yard grab vs. N.C. State (9/13)...added a season-long 75-yard touchdown catch from Mike White in the first quarter of that game to finish with two catches for 80 yards and a touchdown...made one catch for 5 yards at Memphis (11/22)...lettered.

**DUNBAR HIGH SCHOOL:** Played for coach Phil Vogt at Dunbar HS...posted 19 receptions for 272 yards and four touchdowns as a senior...recorded 45 receptions for 740 yards and eight touchdowns on his career...had a 50-yard catch in the Semper Fidelis All-American game...ranked No. 46 in the Orlando Sentinel Florida Top 100...ranked as the 44th top prospect in Florida and 34th best at his position nationally by ESPN.com...rated a four-star recruit and in the ESPN300 by ESPN.com...two-sport athlete who also played basketball...clocked at 10.9 in the 100-meter dash...cousin of standout Clemson and NFL receiver Sammy Watkins...also had offers from Auburn, Florida, Arkansas, Florida State, South Carolina, Nebraska, Virginia Tech and Miami (Fla.) among others.

**PERSONAL:** The son of Patricia and Reginald Bronson... hobbies include movies, basketball, video games, watching his nephew play football and attending church...interdisciplinary social science major.

**BRONSON - CAREER STATISTICS**

Year	GP-GS	REC	YDS	AVG	TD	LONG
2014	10-1	3	85	28.3	1	75
2015	13-11	17	258	15.2	1	42
2016	11-4	10	188	18.8	1	73
<b>Career</b>	<b>34-16</b>	<b>30</b>	<b>531</b>	<b>17.7</b>	<b>3</b>	<b>75</b>

**BRONSON'S CAREER HIGHS**

Receptions.....3, 4X, last at Cincinnati (10/1/16)  
 Receiving Yards.....113, vs. NIU (9/10/16)  
 Receiving TDs .....1, 3X, last vs. NIU (9/10/16)  
 Long Reception .....75, vs. NC State (9/13/14)



**JUWUAN  
BROWN**

**LB | Jr. | 6-2, 255 |**

**Tampa, Fla. |  
Jefferson HS |**

**56**

**2016:** Played in all 13 games, totaling 17 tackles, 4.0 tackles for loss, 2.5 sacks, a pass breakup and a fumble recovery...returned a fumble 22 yards for a touchdown and posted a half sack in the win over UCF (11/26)...set a career high with one sack at Temple (10/21)... set a career high with three tackles in the win over Navy (10/28).

**2015:** Did not see playing time.

**2014:** Redshirt season.

**JEFFERSON HIGH SCHOOL:** Played for coach Jeremy Earle at Jefferson HS...named a second-team Class 6A all-state selection...first-team All-Hillsborough County...second-team Tampa Bay Times All-Suncoast...posted 77 tackles (30 solo), 31 tackles for loss, 12 sacks (for minus 100 yards), and returned an interception 70 yards for a touchdown as an outside linebacker in his senior season...helped lead Jefferson to a 10-2 record...recorded 107 tackles, 20 sacks, an interception and a fumble recovery on his career...rated a three-star recruit by ESPN.com...also had offers from Louisville, Illinois, Indiana and Kentucky.

**PERSONAL:** The son of Monique Brown... has an older sister, Thomasina, an older brother, Paul, and a younger brother Roland... member of the honor roll in 2013...public health major.

**BROWN - CAREER STATISTICS**

YEAR	GP-GS	SOLO	AST	TOT	TFL	SACKS	INT	PBU	FF	FR
2015	DNP	-								
2016	13-0	7	10	17	4.0-10	2.5-9	-	1	-	1 (TD)
<b>CAREER</b>	<b>13-0</b>	<b>7</b>	<b>10</b>	<b>17</b>	<b>4.0-10</b>	<b>2.5-9</b>	<b>-</b>	<b>1</b>	<b>-</b>	<b>1-</b>

**BROWN'S CAREER HIGHS**

Tackles.....3, vs. Navy (10/28/16)  
 Sacks.....1.0, at Temple (10/21/16)  
 TFL.....1.0, at Temple (10/21/16)  
 FR.....1 (22-yard TD return) vs. UCF (11/26/16)



**GARRY  
CADET**

**DL | Jr. | 6-0, 270 |**

**Boynton Beach, Fla. |  
Boynton Beach HS | Ark.-Pine Bluff |**

**44**

**2016:** Joined team as a walk-on...appeared in one game, the season finale against UCF (11/26).

**HIGH SCHOOL:** Helped his team post a 10-2 record as a senior in 2013.

**PERSONAL:** Pre-general business major...originally attended Arkansas-Pine Bluff.

2017 **USF** FOOTBALL

OUTLOOK  
**PLAYERS**  
 COACHES  
 REVIEW  
 RECORDS  
 HISTORY  
 USF  
 MEDIA





**STANLEY CLERVEAUX**

**WR | Jr. | 6-3, 220 |**

**North Miami, Fla. |**

**North Miami HS |**

**86**

**2016:** Appeared in three games, totaling one catch for 8 yards.

**2015:** Injured his knee during fall camp and missed the entire season.

**2014:** Redshirt season ... underwent shoulder surgery after suffering an injury in practice.

**NORTH MIAMI HIGH SCHOOL:** Played for coach Ed Williams at North Miami HS...team posted a 10-2 record in 2013...posted 25 catches for 342 yards and three touchdowns in 2013...tallied 58 catches for 696 yards and 10 touchdowns on his career...had 27 catches and five touchdowns as a junior... No. 24 on the 2014 Miami-Dade Top 50 list...rated a three-star recruit by ESPN.com...also had offers from Cincinnati, Temple, Marshall and Tulane among others.

**PERSONAL:** The son of Serge Clerveaux... hobbies include relaxing at home, reading and teaching fundamentals at his old youth football program...criminology major.

- OUTLOOK
- PLAYERS**
- COACHES
- REVIEW
- RECORDS
- HISTORY
- USF
- MEDIA



**JORDAN CRONKRITE**

**RB | Jr. | 5-11, 201 |**

**Miami, Fla. |**

**Westminster Central HS | Florida |**

**32**

**2016 (FLORIDA):** Announced he was transferring prior to the Outback Bowl... played in 11 games, only missing the Georgia game during the regular season... totaled 31 carries, 145 yards and one touchdown on the ground... had a career-high nine rushes against North Texas... finished fourth on the team in receptions (20) ... with those 20 catches, Cronkrite totaled 120 yards and scored one touchdown... recorded a career-high five catches and recorded his receiving touchdown at Tennessee.

**2015 (FLORIDA):** Played in 13 games and started in one... scored a pair of touchdowns, including a 41-yard touchdown reception at South Carolina.

**WESTMINSTER CHRISTIAN HS:** Played in the 2015 U.S. Army All-American Bowl in San Antonio, Texas... named to the 2014 Class 3A All-State First Team... participated in Nike's The Opening event in 2014 in Oregon... named to the 2014 All-Dade County First Team... rushed for 3,179 yards in his high school career and scored 33 touchdowns... also totaled 38 catches for 604 yards and six touchdowns... as a senior, rushed for 1,405 yards on 163 carries with 15 touchdowns... averaged 12.6 yards per carry as a junior, totaling 1,555 yards on 123 carries and scoring 15 times... played for Coach Sedrick Irvin.

**PERSONAL:** Son of Sonya and Jack Cronkrite... has one brother, Jack, and five sisters, Jos, Jackie, Jayln, Jackson and Jayde... born on Nov. 29, 1996... hobbies include drawing...majoring in mass communication.

**CRONKRITE - CAREER STATISTICS**

YEAR	GP-GS	ATT	YDS	AVG	TD	LONG
2015	13-1	44	157	3.6	3	18
2016	11-0	31	145	4.7	1	16
<b>Career</b>	<b>24-1</b>	<b>75</b>	<b>302</b>	<b>4.0</b>	<b>4</b>	<b>18</b>



**NAYTRON CULPEPPER**

**DB | Fr. | 6-1, 188 |**

**Miami, Fla. |**

**Carol City HS |**

**27**

**CAROL CITY HIGH SCHOOL:** Played for Aubrey Hill at Carol City in Miami... helped the Chiefs win the Florida Class 6A State Championship in his senior season ... the Chief defense held Lake Gibson to just 89 total yards in the championship game...part of a defense that allowed a South Florida-best 105.1 yards per game ...rated by the Miami Herald as one of the top five players at his position in the area for the 2017 class... selected to play in the 23rd annual Miami-Dade All-Star Game... rated as a three-star recruit by 247Sports, Rivals and Scout... rated as the eighth-best cornerback recruit in the state of Florida by Scout (30th in south, 81st nationally).

**PERSONAL:** Born on Jan. 3, 1999... son of Chantrell and Nathaniel Culpepper... joined at USF by Carol City teammates Kevauhgn Dingle and Donelle Thomas.



**ZACHARY DEITZ**

**LS | Fr. | 5-8, 202 |**

**Odessa, Fla. |**

**Steinbrenner HS |**

**46**

**STEINBRENNER HS:** As a senior, totaled 65 tackles (40 solo) and 13.0 tackles for loss and five sacks in 2015 ... also played for the Bay Area rugby team, Tampa Krewe U19, which appeared in the USA Rugby National High School Championships.

**PERSONAL:** Also plays for the USF rugby team... son of Lori and Bill Deitz... majoring in exercise science... born on Sept. 8, 1997.



## 2017 USF PLAYERS



**ELKANAH  
DILLON**

**TE | Jr. | 6-5, 262 |**

**Ocala, Fla. |**

**Vanguard HS |**

**85**

**2016 MACKEY AWARD WATCH LIST**

**HOLDS USF GAME RECEIVING RECORD FOR A TIGHT END (126 YARDS)**

**2016:** Started the first five games of the season and played in 11 games ...totaled eight catches for 172 yards and two touchdowns... caught the game-winning touchdown pass from 25 yards out in overtime against South Carolina in the Birmingham Bowl (12/29)... helped the Gulf Coast Offense set school records with 77 touchdowns and 6,650 yards of total offense... hauled in a 41-yard touchdown catch in the win over Navy (10/28)... caught passes in five games...began season as a Mackey Award candidate.

**2015:** Appeared in 10 games on the season...caught nine passes for 208 yards and two touchdowns on the year...averaged 23.1 yards per catch...had a career-long 62-yard TD reception in the season-opener against FAMU (9/5)... in his collegiate debut, set the USF record for receiving yards by a tight end with 126 yards on four catches...recorded a 23-yard TD reception vs. Memphis (10/2) that earned ESPN SportsCenter Top 10 Play recognition...caught two passes for 48 yards in the Miami Beach Bowl (12/21).

**2014:** Redshirt season.



**VANGUARD HIGH SCHOOL:** Played for coach Alex Castaneda at Vanguard...posted 45 receptions for 596 yards and six touchdowns while adding a rushing touchdown as a senior...recorded 64 receptions for 847 yards and eight receiving touchdowns (nine overall) on his career...didn't start playing football until his sophomore year ...also had an offer from Wisconsin among others.

**PERSONAL:** The son of Yvonne Thompson... goes by the nickname "Kano"...interdisciplinary social science major.

**DILLON - CAREER STATISTICS**

Year	GP-GS	REC	YDS	AVG	TD	LONG
2015	10-0	9	208	23.1	2	62
2016	11-5	8	177	22.1	2	41
<b>CAREER</b>	<b>21-5</b>	<b>17</b>	<b>385</b>	<b>22.6</b>	<b>4</b>	<b>62</b>

**DILLON'S CAREER HIGHS**

Receptions.....4, vs. FAMU (9/5/15)  
 Receiving Yards.....126, vs. FAMU (9/5/15)  
 Receiving TDs .....1, 4X, last vs. S. Carolina, Birmingham Bowl (12/29/16)  
 Long Reception .....62 (TD), vs. FAMU (9/5/15)

**DILLON GAME-BY-GAME STATS**

**2016 Receiving (Receptions-Yards-Touchdowns)**

Towson 1-27-0; Northern Illinois 0-0-0; Syracuse 1-25-0; Florida State 0-0-0; Cincinnati 2-44-0; East Carolina DNP; UConn DNP; Temple 0-0-0; Navy 1-41-1; Memphis 0-0-0; SMU 0-0-0; UCF 0-0-0; South Carolina 2-35-1

**2015 Receiving (Receptions-Yards-Touchdowns)**

Florida A&M 4-126-1; Florida State 0-0-0; Maryland 0-0-0; Memphis 2-30-1; Syracuse 0-0-0; UConn 0-0-0; SMU 0-0-0; Navy 1-4-0; ECU 0-0-0; Temple 0-0-0; Cincinnati 0-0-0; UCF 0-0-0; Western Kentucky 2-48-0



**KEVAUHN  
DINGLE**

**WR | Fr. | 6-1, 218 |**

**Miami, Fla. |**

**Carol City HS |**

**88**

**CAROL CITY HIGH SCHOOL:** Played for Aubrey Hill at Carol City in Miami... helped the Chiefs win the Florida Class 6A State Championship in his senior season, scoring a touchdown on a double reverse play in the fourth quarter of a 14-6 victory over Lake Gibson... as a senior, named to Florida All-State Class 6A Second Team... posted 1,591 yards on 73 receptions with 16 touchdowns on his career...as a senior, caught 44 passes for 753 yards (both team bests) and five touchdowns... as a junior, caught 29 passes for 838 yards and 11 touchdowns... rated as a three-star recruit by 247Sports, Rivals and Scout... rated as the 14th best receiver recruit in Florida by Scout (41st in south, 94th nationally).

**PERSONAL:** Son of Katrina Kelly and Anthony Dingle... born on Feb. 3, 1999... joined at USF by Carol City teammates Naytron Culpepper and Donelle Thomas... majoring in communication.

- OUTLOOK
- PLAYERS**
- COACHES
- REVIEW
- RECORDS
- HISTORY
- USF
- MEDIA



## 2017 **USF** PLAYERS

2017 **USF** FOOTBALL



### DeVONTRES **DUKES**

**WR | RFr. | 6-4, 208 |**

**Tampa, Fla. |**

**Wharton HS |**

**2016:** Redshirt season...added 14 pounds of muscle in the weight room.

**WHARTON HIGH SCHOOL:** Rated a three-star recruit by ESPN and 247Sports...also had offers from Miami, UCF, N.C. State, Western Kentucky and Marshall...played under David Mitchell at Wharton HS, two-year letterman for the Wildcats... Wildcats went 8-2 during Dukes' senior year as he compiled 41 catches for 780 yards and 14 touchdowns... led his team to a 44-0 victory over Wiregrass Ranch, with four catches for 101 yards and a touchdown... honorable mention for Hillsborough All-County team, participated in Hillsborough County East-West Senior All-Star game ... junior year, he flourished with 486 receiving yards and five touchdowns...moved to Florida from North Carolina prior to junior season...member of the Fellowship of Christian Athletes.

**PERSONAL:** Engineering major.



### JAVARUS **EDWARDS**

**DL | So. | 6-4, 234 |**

**St. Augustine, Fla. |**

**St. Augustine HS |**

**2016:** Joined the team as a walk-on...did not see action

**ST. AUGUSTINE HS:** Graduated in 2015... helped St. Augustine win its district and advance to the playoffs in each of his four seasons with the program... originally committed to Air Force Academy.

**PERSONAL:** Health sciences major.



### JEFFERY **FARRAR**

**DB | Jr. | 5-11, 209 |**

**Pasadena, Calif. |**

**Upland HS | Mount SAC JC |**

**2016 (MOUNT SAN ANTONIO JUNIOR COLLEGE):** Totaled 19 tackles (16 solo), eight pass break-ups and two interceptions... earned all-conference first team honors and helped his team defend its league title.

**2015 (MOUNT SAN ANTONIO JUNIOR COLLEGE):** Totaled 30 tackles, two interceptions and a pass breakup in seven games...helped team to a league title.

**2014 (WASHINGTON STATE):** Arrived midway through fall camp...redshirt season.

**UPLAND HS:** Played wide receiver and cornerback at Upland High School for head coach Tim Salter ... first scholarship recruit to come to Virginia from the state of California since linebacker Darren Childs (Mission Bay, Calif.) enrolled in 2005 ... ESPN 300 recruit ... rated a four-star recruit according to ESPN.com ... rated a three-star recruit according to Rivals.com, Scout.com and 247sports.com ... named a first-team All-Baseline League defensive back after leading the Highlander secondary with 35 tackles and five interceptions for 105 return yards ... helped the offense as a receiver with 25 receptions for 201 receiving yards ... first-team defensive back from the San Bernardino County Sun ... helped Upland win the 2013 Baseline League and helped the Highlanders to an appearance in the CIFSS Inland Division semifinals ... was a member of the West team in the 2014 Semper Fidelis All-American Bowl played at the StubHub Center in Carson, Calif. ... previously attended Cathedral and Alemany High Schools.

**PERSONAL:** Son of Jeffery Farrar Sr... has one brother, Cameron, and four sisters, Shayna, Symone, Tiffany and Charmain... started "100 Bottles, 100 Prayers," a community service project to help feed the less fortunate... enjoys fishing for sharks off the coast of California ... grew up playing basketball and soccer ... enjoys the beach and body boarding... uncle, Lamont Cain, played football for the University of Miami in the early 1990's... majoring in communications... born on Dec. 27, 1994.

#### FARRAR - CAREER STATISTICS

YEAR	GP	SOLO	AST	TOT	TFL	SACKS	INT	PBU	FF	FR
2015	7	14	16	30	0.0	0-0	2	1	0	0
2016	8	16	3	19	1.0	0-0	1	8	0	0
<b>CAREER</b>	<b>15</b>	<b>30</b>	<b>19</b>	<b>49</b>	<b>1.0</b>	<b>0-0</b>	<b>3</b>	<b>9</b>	<b>0</b>	<b>0</b>



### NATE **FERGUSON**

**S | Jr. | 5-9, 180 |**

**Tampa, Fla. |**

**Sickles HS |**

**2016:** Played in seven games...recorded nine tackles and recovered a fumble...had three tackles and recovered a fumble at Syracuse (9/17).

**2015:** Played in five games...recorded two tackles on the year... logged a tackle in his debut in the season opener vs. FAMU.

**SICKLES HIGH SCHOOL:** A three-star recruit, Ferguson was a Tampa Tribune 2014 All-Hillsborough Honorable Mention...played for the West in the Hillsborough County Senior All-Star Game...also earned all-county honors as a junior at Gaither HS...Received offers from Eastern Michigan, Appalachian State, Iowa State, FIU, Ball State, FAU, South Alabama... coached by Brian Turner.

**PERSONAL:** Born July 14, 1996 in Tampa, Fla. ... son of Tanesha Valerio...criminology major.





**QUINTON FLOWERS**

**QB | Sr. | 6-0, 215 |**

**Miami, Fla. |**

**Miami Jackson HS |**

- Maxwell Award Candidate**
- Walter Camp Award Candidate**
- Davey O'Brien Award Candidate**
- Manning Award Candidate**
- Johnny Unitas Award Candidate**

**HONORS**

- 2016 College Football Performance Awards (CFPA) National Performer Of The Year
- 2016 American Conference Offensive Player Of The Year
- 2016 First Team All-Conference
- 2016 Birmingham Bowl MVP
- 2016 Walter Camp Player Of The Year Award Semifinalist
- 2016 Orange Bowl-FWAA Courage Award Finalist
- 3X American Conference Offensive Player Of The Week
- 3X O'Brien Award "Great 8" Quarterback Weekly Honoree
- 4X Manning Award Stars Of The Week Selection
- 2X CFPA Performer Of The Week
- 2015 & 2016 USF Team MVP

**RECORDS**

- First-ever 2,000-yard passer/1,000-yard rusher in Florida FBS history (2016)
- First-ever 1,000-yard rusher in Florida FBS history (2016)
- USF Season Total Offense Record (4,337 yards) (2016)
- USF Season Rushing Record (1,530 yards) (2016)
- USF & AAC Season Record For Yards Per Carry (7.7 YPG) (2016)
- USF Season Rushing (18), Passing (24) and Total (42) TD Records (2016)
- American Conference QB Game Rushing Record (210 yards at Memphis, 2016)
- USF Game Total Offense Record (473 yards at Memphis, 2016)
- First American Conference player & 14th FBS player to run and pass for 200-plus yards in the same game (at Memphis, 2016)
- American Conference Season Total Touchdowns Responsible For Record (42) (2016)
- Owens top two QB rushing games in American Conference history

**2016:** American Athletic Conference Offensive Player of the Year and first-team all-conference selection... named National Performer of the Year by the College Football Performance Awards (CFPA)... ranked third in the nation in the final ESPN Total QBR Rating (86.5)...one of two players to post at least 2,000 yards passing and 1,500 yards rushing in 2016...posted five Top 10 Total QBR games on the year, including the No. 1 game in week 11 at Memphis (98.5) ... the first 2,000-yard passer and 1,000-yard rusher in USF and state of Florida collegiate history... broke the USF season rushing record with 1,530 yards and rushing touchdown record with 18 TD runs...set the USF season record for total offense with 4,337 yards (2,807 passing yards)... accounted for a program season record and ACC record of 42 total touchdowns...ranked fourth in the FBS with a USF and AAC season record 7.73 yards per carry... posted a USF season record of nine games with at least 300 yards of total offense...topped his own program season record with 24 passing touchdowns... led the Gulf Coast Offense to school records in touchdowns (77), rushing touchdowns (47), rushing yards (3,714), total yards (6,650) and scoring (43.8 ppg) ... helped the Bulls extend their nation-leading streak of 30-plus point games to 17... rushed for 100 yards or more in eight games...named Birmingham Bowl MVP after rushing for a game-high 105 yards and three touchdowns and passing for 261 yards and two touchdowns to post 366 total yards ...accounted for three touchdowns (2 rushing, 1 passing) in 56-20 opening win over Towson (9/3)...set a career high with 350 yards passing and 403 total yards while tying a career-best with four passing touchdowns in a 48-17 victory over Northern Illinois (9/10)... threw TD passes of 73, 26, 13 and 6 yards vs. NIU...passed for 183 yards and one touchdown and ran for 51 yards in a 45-20 victory at Syracuse...led USF from 17-0 down to a 28-point second quarter and easy win...ran for 159 yards and passed for 160 yards and a touchdown to account for 319 total yards in a loss to No. 13 Florida State (9/24)...completed an 84-yard TD pass to Rodney Adams on the first play of the game...passed for 196 yards and ran for 74 yards and two touchdowns in a 45-20 win



at Cincinnati (10/1)...accounted for 365 total yards, running for 115 and passing for 250 and three TD, in a victory over ECU (10/8)...led USF running for 157 yards and three TD and passed for 213 yards and two TD to account for 370 total yards and 5 TD in a victory over UConn (10/15)...scored USF's first points with a 54-yard TD run...led USF running for 176 yards and two TD on just 13 carries (13.5 ypc) and passed for 219 yards and two TD for a total of 395 yards in a 52-45 upset of No. 22 Navy (10/28)...opened the scoring with a 63-yard TD run...led USF to 629 total yards and a then school-record 412 yards rushing... was unstoppable in a 49-42 victory at Memphis (11/12) as he accounted for a school-record 473 total yards and five TD, becoming the first-ever AAC player and 14th in FBS history to run and pass for 200-plus yards in the same game...scored the game-winning TD on a 22-yard run with 1:46 to play...ran for an AAC quarterback record 210 yards and three TD on 20 carries (10.5 ypc)...passed for 263 yards and two TD, including TD passes of 49 and 40 yards...set a new USF game record completing 82.7 percent of his passes (24-of-29)...rushed for 152 yards and two touchdowns, including 62- and 24-yard scores, in the regular season finale against UCF (11/26)... became a father for the first time on Sept. 26, when he attended the birth of his baby daughter, Amayah, in Miami.

**2015:** Named the Team MVP...Flowers started all 13 games at quarterback after earning the starting job in fall camp...posted one of the top seasons ever by a USF quarterback while leading the team to a school-record 5,741 yards of total offense...set a USF record with 22 passing touchdowns on the season and led the team with 12 rushing TDs, the second-most in USF history...set a USF season record for total touchdowns accounted for with 34...posted 3,287 yards of total offense, the third-best mark in USF history...passed for 2,296 yards, the eighth-best mark in USF history and just the fourth player to reach 2,000 yards...ran for a QB record 991 yards, with a 67-yard long...ranked six in the conference in total rushing yards and fifth in total offense...completed 59.1 percent of his passes (163-276), the fourth-best mark in USF history, and had a TD to INT ratio of 22-8 (2.75), the third-best in USF history...posted a pass efficiency rating of 149.44, the second-best mark in USF history and ranked fourth in the conference and 25th nationally...completed 60% or better of his passes in eight games...averaged 14.09 yards per completion, second in the AAC and 13th nationally...set a conference and USF record for QB rushing yards with 201 in a 38-14 win over SMU (10/24), running for three TD...logged 381 total yards and three TDs in the Miami Beach Bowl (12/21) passing for a career-best 273 yards and a 53-yard TD and running for 108 yards and two TDs...posted 320 total yards, passing for 230 and running for 90 with three total TDs (two passing, one rushing) in the Bulls' 44-23 win over Temple (11/14)...accounted for 314 yards and three TDs in a win over Syracuse (10/10), completing 15-of-22 (68.2%) passes for 259 yards and two TD, and running for 55 yards and a TD...set a season-high with 17 completions on 26 attempts (65.4%) in a loss to Memphis (10/2) throwing for 199 yards ...threw for a season-best four TDs going 10-of-16 for 171 yards in a 65-27 win over Cincinnati (11/20)...accounted for five TDs in

- OUTLOOK
- PLAYERS**
- COACHES
- REVIEW
- RECORDS
- HISTORY
- USF
- MEDIA



# 2017 USF PLAYERS

a 44-3 win at UCF (11/26), rushing for 87 yards and two TDs and passing for 176 yards and three TDs...ran for 85 yards and a TD at Maryland (9/19)...ran for 98 yards and a TD at UConn (10/17) while passing for 157 yards and two TD...ran for 79 yards and passed for 200 yards and two TD, including a game-winning 67-yard pass to Rodney Adams with four minutes to play in a big win at ECU (11/7)...threw for two TD at Florida State (9/12), including a season-long 71-yard TD pass to D'Ernest Johnson.

**2014:** Played in five games and made one start in his first season at USF...passed for 111 yards, with a 34-yard long, and ran for 73, with a 22-yard long on the year...made his first collegiate appearance vs. N.C. State (9/13), entering late in the game and completing 1-of-4 passes for 7 yards and two interceptions and running six times for 32 yards...attempted passes in three games on the year...made his first career start at SMU (11/15) just days after his stepbrother, Bradley Holt, was shot and killed in Miami...completed 6-of-15 passes for 105 yards, including a 34-yard completion to Kennard Swanson, and ran four times for 33 yards...also saw action vs. ECU (10/11), Houston (11/1) and Memphis (11/22) ...lettered.

**MIAMI JACKSON HIGH SCHOOL:** Played for Antonio Brown at Miami Jackson HS, where he was a four-year letterman and three-time team MVP...widely considered one of the best athletes in Florida...the versatile dual-threat quarterback accounted for 1,349 yards passing and ran for 641 yards and 10 touchdowns in his senior season...scored five touchdowns vs. Edison HS...totaled 6,042 yards passing and 2,002 yards rushing with 32 touchdowns on his career...rated a four-star recruit by Scout.com and No. 82 in the final Scout 300 national ranking...ranked as the No. 9 dual-threat quarterback in the nation and the No. 43 player in Florida by 247sports.com...ranked No. 9 in the 2014 Orlando Sentinel Florida Top 100... No. 7 on the 2014 Miami-Dade Top 50 list named to 2012 first team All-Dade Football Team by the Miami Herald...completed 115-of-243 passes for 1,712 yards and 17 touchdowns while running for 631 yards and 10 touchdowns as a junior...threw for 2,151 yards and ran for 562 as a sophomore...clocked a 4.4 in the 40-yard dash...also had offers from Alabama, Nebraska, Florida, Miami (Fla.), Texas, Tennessee, Pittsburgh, UCF and Cincinnati among others.

**PERSONAL:** The son of Nancy Flowers... born Dec. 2, 1994 ...lived in with his uncle's family after both of his parents passed...Flowers was 7 years old when his father, Nathaniel, was shot and killed...his mother, Nancy, died of cancer in January 2012 during his junior year of high school...has a sister, Shanay...nickname is Winky...has a daughter, Amayah, born in the fall of 2016...a double major in Communications and Criminology.

## FLOWERS - CAREER STATISTICS

PASSING									
YEAR	GP-GS	COMP	ATT	PCT	YDS	TD	INT	YDS/G	EFF
2014	5-1	8	20	40.0	111	0	2	22.2	
2015	13-13	163	276	59.1	2,296	22	8	176.6	149.44
2016	13-13	207	331	62.5	2,812	24	7	216.3	153.60
<b>Career</b>	<b>31-27</b>	<b>378</b>	<b>627</b>	<b>60.3</b>	<b>5,219</b>	<b>46</b>	<b>17</b>	<b>168.3</b>	<b>149.0</b>

RUSHING					
YEAR	ATT	YDS	AVG.	TD	LONG
2014	13	73	5.6	0	22
2015	191	991	5.2	12	67
2016	198	1,530	7.7	18	63
<b>Career</b>	<b>402</b>	<b>2,594</b>	<b>6.4</b>	<b>30</b>	<b>67</b>

TOTAL OFFENSE					
YEAR	PLAYS	RUSH	PASS	TOTAL	AVG.
2014	33	73	111	184	36.8
2015	467	991	2,296	3,287	252.8
2016	529	1,530	2,812	4,342	334.0
<b>CAREER</b>	<b>1,029</b>	<b>2,594</b>	<b>5,219</b>	<b>7,813</b>	<b>252.0</b>

## FLOWERS' CAREER HIGHS

Completions.....	24, at Memphis (11/12/16)
Attempts.....	33, vs. NIU (9/10/16)
Completion Percentage (min. 15 att.).....	82.7 (24-29), at Memphis (11/12/16)
Passing Yards.....	350, vs. NIU (9/10/16)
Long Pass.....	84 (TD), vs. Florida State (9/24/16)
Passing TDs.....	4, 2X, last vs. NIU (9/10/16)
Rushes.....	24, at Maryland (9/19/15)
Rushing Yards.....	210, at Memphis (11/12/16)
Long Rush.....	67, vs. SMU (10/24.15)
Rushing TDs.....	3, 4X, last vs. S. Carolina, Birmingham Bowl (12/29/16)
Total Yards.....	473, at Memphis (11/12/16)

## FLOWERS' GAME-BY-GAME STATS

### 2016

Opponent (Date)	Comp.-Att-Yds	Pass TD/INT	Rush Att.-Yds-TD	Total Yds
Towson (9/3/16)	8-18-178	2/1	9-46-2	224
Northern Illinois (9/10/16)	21-33-350	4/0	11-53-0	403
@ Syracuse (9/17/16)	12-24-188	1/0	11-51-0	239
No. 13 Florida State (9/24/16)	5-14-160	1/2	18-159-0	319
@Cincinnati (10/1/16)	16-26-196	0/0	13-74-2	270
East Carolina (10/8/16)	21-29-250	3/0	16-115-0	365
UConn (10/15/17)	23-37-213	2/2	16-157-3	370
@ Temple (10/21/16)	11-19-187	2/0	14-90-1	277
Navy (10/28/16)	19-29-219	2/0	13-176-2	395
@ Memphis (11/12/16)	24-29-263	2/0	20-210-3	473
@ SMU (11/19/16)	7-15-195	3/1	16-142-0	337
UCF (11/26/16)	17-26-152	0/0	20-152-2	304
vs. S.C. (Birmingham Bowl)	23-32-261	2/1	21-105-3	366

### 2015

Opponent (Date)	Comp.-Att-Yds	Pass TD/INT	Rush Att.-Yds-TD	Total Yds
Florida A&M (9/5/15)	12-16-141	2/1	7-63-1	204
@ No. 8 Florida St. (9/12/15)	12-24-125	2/1	14-38-0	163
@ Maryland (9/19/15)	10-19-60	1/1	24-85-1	145
Memphis (10/2/15)	17-26-199	1/1	8-23-0	222
Syracuse (10/10/15)	15-22-259	2/0	15-55-1	314
@ UConn (10/17/15)	11-15-157	2/2	15-98-1	255
SMU (10/24/15)	9-20-97	0/0	23-201-3	298
@ Navy (10/31/15)	12-20-208	0/0	6-15-0	223
@ East Carolina (11/7/15)	12-23-200	2/0	21-79-0	279
Temple (11/14/15)	15-22-230	2/0	18-90-1	320
Cincinnati (11/20/15)	9-15-165	4/2	6-49-0	214
@ UCF (11/26/15)	14-21-176	3/0	18-87-2	263
vs. No. 25 Western Kentucky (Miami Beach Bowl)	14-32-273	1/0	16-108-2	381

### 2014

Opponent (Date)	Comp.-Att-Yds	Pass TD/INT	Rush Att.-Yds-TD	Total Yds
NC State (9/13/14)	1-4-7	0/2	6-32-0	39
No. 19 East Carolina (10/11/14)	0-0-0	0/0	1-4-0	4
Houston (11/1/14)	1-1- (-1)	0/0	0-0-0	-1
@ SMU (11/15/14)	6-15-105	0/0	4-33-0	138
@ Memphis (11/22/14)	0-0-0	0/0	2-4-0	4





## 2017 USF PLAYERS

2017 USF FOOTBALL



### TAJEE FULLWOOD

S | Sr. | 6-2, 213 |

Tampa, Fla. |

Tampa Tech HS |

**2016:** Started eight games and played in all 13 games...ranked fourth on the team with 65 total tackles... returned an interception 47 yards for a touchdown and forced a fumble in the Birmingham Bowl victory over South Carolina (12/29)... set a career high with 12 tackles in the win at SMU (11/19)...intercepted a pass in the win over Syracuse (9/17)... led the team in tackles with seven against Towson (9/3)... returned four punts for 22 yards with a long of 14.

**2015:** Played in all 13 games, starting two...the primary punt returner for USF, averaged 10.4 yards per return, second in the conference and 26th nationally...posted 198 yards on 19 returns...recorded a career-long return 46 yard return at Florida State (9/12)...recorded a career-best 82 yards on just three punt returns against SMU (10/24)...totaled 38 tackles on the season, including 30 solo stops...recorded a season-high six tackles in a loss at Maryland (9/19)...recorded five tackles against Syracuse (10/10) and Cincinnati (11/20)... responsible for two pass break-ups, two forced fumbles and a tackle for loss on the year.

**2014:** Saw action in eight games and started the last three in his first season on the field... posted five tackles and one tackle for loss on the year...saw his first collegiate action at Wisconsin (9/27) and made his first start at SMU (11/15), posting a season-high two tackles in that game...also made starts at Memphis and vs. UCF...recorded a tackle in four games...lettered.

**TAMPA BAY TECH HIGH SCHOOL:** Played for coach Jayson Roberts at Tampa Tech... named a Class 7A all-state honorable mention selection...first-team All-Hillsborough County...versatile athlete that played several positions...made 21 receptions for 356 yards and two touchdowns and ran for 109 yards on 13 carries as a senior...posted 23 tackles, three interceptions, two forced fumbles and two fumble recoveries on defense...also excelled as a special teams return man, returning one kickoff for a touchdown...rated a three-star recruit by ESPN.com...ranked No. 12 on the Tampa Bay Times Home Team Top 25... caught two touchdown passes and earned MVP honors for the South Team in the Florida Athletic Coaches Association North-South All-Star Game, helping lead the South team to victory...represented the United States in the International Bowl in Austin, Texas...for his career, he ran for 222 yards on 29 carries, made 35 receptions for 568 yards and three touchdowns on offense and posted 46 tackles, five interceptions and 11 pass deflections on defense while scoring eight total touchdowns...a two-sport athlete who also played basketball...also had offers from Arizona, Florida State, Tennessee, Vanderbilt, UCF, Louisville and Cincinnati among many others.

**PERSONAL:** The son of Takeela and Timothy Fullwood...has an older sister, Timesha, and older brothers, Dexter, and Timothy... also has younger sisters, Takiya and Tyra, and a younger brother, Trey.... family member Brent Fullwood played for the Green Bay Packers... family members with football backgrounds also include Derrick Fullwood (Georgia Southern), Phillip Fullwood (Morris Brown), Robert Gillespie (Tennessee), Aaron Randolph (Ft. Valley St.) and Elmer Wilson (Mississippi St.)... hobbies include piano, basketball, drama, singing and directing youth at church...communication major.

#### FULLWOOD - CAREER STATISTICS

YEAR	GP-GS	SOLO	AST	TOT	TFL	SACKS	INT	PBU	FF	FR
2014	8-3	5	0	5	1.0	0-0	0	0	0	0
2015	13-2	30	8	38	1.0	0-0	0	2	2	0
2016	13-8	47	18	65	3.0	1.0	2	2	2	0
<b>Career</b>	<b>34-13</b>	<b>82</b>	<b>26</b>	<b>108</b>	<b>5.0</b>	<b>1.0</b>	<b>2</b>	<b>4</b>	<b>4</b>	<b>0</b>
PUNT RETURNS		No.	YDS	AVG	TD	LG				
2015		19	198	10.4	0	46				
2016		4	22	5.5	0	14				
<b>CAREER</b>		<b>23</b>	<b>220</b>	<b>9.6</b>	<b>0</b>	<b>46</b>				

#### FULLWOOD'S CAREER HIGHS

Long Punt Return	45, at Florida State (9/12/15)
Punt Return Yards	82, vs. SMU (10/24/15)
Yards per return (minimum 2)	27.3, vs. SMU (10/24/15)
Tackles	12, at SMU (11/19/16)
INT	1, 4X, last vs. S. Carolina, Birmingham Bowl (12/29/16)
TFL	1, 4X, last vs. UConn (10/15/16)
PBU	1, 4X, last vs. NIU (9/10/16)
FF	1, 3X, last vs. S. Carolina, Birmingham Bowl (12/29/16)

#### FULLWOOD GAME-BY-GAME STATS

##### 2016 Tackles (Total-Solo-Assists)

Towson 7-6-1; Northern Illinois 3-3-0; Syracuse 1-1-0; Florida State 7-5-2; Cincinnati 7-3-4; ECU 2-2-0; UConn 4-4-0; Temple 3-3-0; Navy 0-0-0; Memphis 7-5-2; SMU 12-6-6; UCF 6-5-1; South Carolina 6-4-2

##### 2015 Tackles (Total-Solo-Assists)

Florida A&M 1-1-0; Florida State 5-2-3; Maryland 6-4-2; Memphis 0-0-0; Syracuse 5-5-0; UConn 4-2-2; SMU 3-3-0; Navy 3-3-0; ECU 2-1-1; Temple 2-2-0; Cincinnati 5-5-0; UCF 1-1-0; Western Kentucky 1-1-0



- OUTLOOK
- PLAYERS
- COACHES
- REVIEW
- RECORDS
- HISTORY
- USF
- MEDIA



### CHRISTION GAINER

OL | RFr. | 6-6, 302 |

Panama City, Fla. |

Bay Senior HS |

**2016:** A redshirt season.

**BAY SENIOR HIGH SCHOOL:** Rated a three-star recruit by 247Sports, Scout, Rivals and ESPN... also received offers from Florida, Louisville, Miami, NC State, North Carolina, South Alabama, Southern Miss, Troy, UAB and Western Kentucky...played for Jim Longerbeam at Bay High School, which went 8-3 in 2015... named to the Florida All-State Class 5A Second Team as a senior... anchored a line that helped Bay rush for 2,318 yards and 31 touchdowns in 2015...earned two varsity letters.

**PERSONAL:** Born Dec. 19, 1997 in Panama City, Fla...the son of Gina Lewis and Terry Gainer...full name is Christian Malik Gainer...engineering major.



## 2017 **USF** PLAYERS

2017 **USF** FOOTBALL



**MICHAEL GALATI**

**C | Jr. | 6-3, 300 |**

**Bradenton, Fla. |**

**Manatee HS |**

**68**

**2016:** Appeared in two games... helped the Gulf Coast Offense set school records with 77 touchdowns, 47 rushing touchdowns (third in the FBS), 3,709 rushing yards and 6,650 yards of total offense, while ranking in the top 20 in the nation in sacks allowed (1.15).

**2015:** Appeared in three games on the season, serving as the back-up at the center position to senior Brynjar Gudmundsson.

**2014:** Redshirt season.

**MANATEE HIGH SCHOOL:** Played for legendary coach Joe Kinnan at Manatee HS... a 2013 second-team Class 8A all-state selection... leader of the Manatee offensive line, helping pave the way for an offense that averaged 322 yards rushing per game... the Hurricanes tallied 3,874 yards and 47 touchdowns rushing in 2013 and posted an 11-1 record... first-team all-county... rated a three-star recruit by ESPN.com and Scout.com... was part of Manatee's 2011 7A state championship team as the Hurricanes went 13-2.

**PERSONAL:** The son of Mike and Mary Galati... has two sisters, Emma and Julie Ann... his cousin, Carmine Galati, played football at Fordham, and his cousin, Nick Galati, played football at Jacksonville University... made the honor roll all four years of high school... hobbies include going to the beach, boating and working out... a pre-management major.



**MARLON GONZALEZ**

**DT | So. | 6-4, 272 |**

**Cape Coral, Fla. |**

**North Fort Myers HS |**

**95**

**2016:** Appeared in seven games and totaled two tackles.

**2015:** Suffered a knee injury and took a redshirt season.

**NORTH FORT MYERS HIGH SCHOOL:** A three-star recruit, Gonzalez was named to the Florida All-State Class 5A First Team and was a News-Press all-area honorable mention... ranked the No. 40 defensive end in the nation by Scout... coached by former Bucs running back Earnest Graham... was invited to play in the Blue Grey All-American Bowl at Raymond James Stadium... started his prep career at Island Coast and won a district championship before transferring... posted 53 tackles and six tackles for loss as a junior... also received offers from Alabama, Arizona, Boston College, Cincinnati, Florida, FAU, FSU, Iowa State, Maryland, Miami, Nebraska, Purdue, Tennessee.

**PERSONAL:** A pre-general business major.



**DARRIEN GRANT**

**DE | Fr. | 6-4, 250 |**

**Bradenton, Fla. |**

**Southeast HS |**

**45**

**SOUTHEAST HIGH SCHOOL:** Played for Rashad West at Southeast High School in Bradenton... played both ways during his senior year because of Southeast's need for impact offensive linemen and served as a team captain... earned all-state honors in football and wrestling... as a senior, totaled 35 tackles, 12.0 tackles for loss and 6.0 sacks in nine games... as a junior, totaled 42 total tackles, 11.5 tackles for a loss and tied for second on the team with 4.5 sacks and eight QB hurries... also wrestled at Southeast and earned tournament MVP honors in January 2017 at the 11th annual Tiger Duals... wrestling team captain... honor roll student... rated as a three-star recruit by 247Sports and Rivals... also received offers from Boston College, Duke, NC State, Navy and Buffalo.

**PERSONAL:** Son of Amanda Grant... has two sisters, Mariah (23) and Naomi (20)... majoring in business... born on Feb. 17, 1999.



**JEREMI HALL**

**OL | Sr. | 6-5, 323 |**

**Atlanta, Ga. |**

**Tri-Cities HS |**

**73**

**2016:** Started all 13 games at left guard... one of four linemen to start every game in 2016... helped the Gulf Coast Offense set school records with 77 touchdowns, 47 rushing touchdowns (third in the FBS), 3,709 rushing yards and 6,650 yards of total offense, while ranking in the top 20 in the nation in sacks allowed (1.15)... helped the Bulls extend their nation-leading streak of 30-plus point games to 17... paved the way for USF to finish the season ranked fourth nationally in scoring offense (43.8 ppg), fifth in rushing offense (285.3 ypg) and 11th in total offense (511.5 ypg).

**2015:** Appeared in eight games as a back-up at left guard behind senior all-conference selection Thor Jozwiak... was part of an offensive line that plowed the way for a school record 3,205 rushing yards and led The American in fewest sacks allowed in conference games (1.12 per game)... helped the Bulls produce a record 5,741 yards of offense.

**2014:** Hall saw action in seven games in his first season on the field for the Bulls... was number two on the depth chart at left guard... lettered.

**2013:** A redshirt season.

**TRI-CITIES HIGH SCHOOL:** Coached by Kenneth Miller at Tri-Cities... a three-year starter... played in the Offense-Defense All-American Bowl... a member of the Atlanta Journal-Constitution's Super 75... ranked as the nation's eighth-best guard or center by Tom Lemming entering senior season... first-team all-state selection by The Associated Press as a junior... all-metro honors from the Atlanta Journal-Constitution... helped Tri-Cities to a 10-3 record and a trip to the state playoffs quarterfinals... the 10 wins were a school record.

**PERSONAL:** Born in Atlanta, Ga... son of James Hall... majoring in interdisciplinary social science.



## 2017 **USF** PLAYERS



**MICHAEL  
HAMPTON**

**DB | RFr. | 6-1, 170 |**

**Tampa, Fla. |  
Hillsborough HS |**

**14**

**2016:** Redshirt season.

**HILLSBOROUGH HIGH SCHOOL:** Rated as a three-star recruit by ESPN, Scout, Rivals and 247Sports... also received offers from Alcorn State, FIU, Georgia Southern, Georgia State, Indiana, Iowa, Iowa State, Marshall, Mercer, Middle Tennessee State, Pittsburgh, Temple, Virginia...played for Earl Garcia at Hillsborough High School in Tampa... named to the Florida Class 6A All-State Team...named to the Tampa Tribune's 2015 All-Hillsborough County First Team after intercepting six passes and posting 37 tackles (25 solo)...earned team's Defensive Player of the Year award...two-year team captain...also caught 11 passes for 114 yards and two touchdowns as a senior... named to the 2015 All-Western Conference First Team (Hillsborough County Public Schools), voted on by the school district's varsity coaches... named a Tampa Tribune 2014 All-Hillsborough County honorable mention... as a junior, made 51 tackles (33 solo) with four interceptions and seven pass breakups...also caught 30 passes for 591 yards with three touchdowns in 2014...four-year letterman.

**PERSONAL:** Born on Feb. 8, 1997 in Tampa...the son of Katrina Platt and Michael Hampton...cousin of Najeh Davenport, who played at the University of Miami and with the NFL's Packers and Colts...uncle, Eugene Hampton, played at Troy University...has three younger brothers, Markeith, Miyon and Jayden, and a younger sister, Morgan... hobbies include riding jet skis, fishing and playing Madden...a pre-management major.



**DEMETRIS  
HARRIS**

**OL | Fr. | 6-3, 308 |**

**Jacksonville, Fla. |  
Robert E. Lee HS |**

**64**

**ROBERT E. LEE HIGH SCHOOL:** Played for O.J. Small at Robert E. Lee High School... as a senior, helped his team earn the chance to host a state playoff game for the first time since 1996... named to Florida All-State Class 7A First Team as a senior... an All-Gateway Conference selection as a senior that was named to the Times-Union's 2016 All-First Coast First Team... several varsity coaches regarded Harris as the best offensive lineman recruit in his area... played for the East in the North Florida Football Coaches Association All-Star game in 2016... Florida All-State Class 7A Second Team member in 2015...named to the Times-Union's 2015 All-First Coast Third Team as a junior... earned varsity letters in football (4), wrestling (3), and track and field (3)... rated as a three-star recruit by 247Sports, Rivals and Scout... rated as the 14th-best offensive guard recruit in the state of Florida (27th in the south) by Scout... member of the National Honor Society.

**PERSONAL:** Son of Demetris and Stephenie Harris...joined at USF by Robert E. Lee teammate Keirston Johnson... hobbies include playing NBA2K and Madden videogames... majoring in business analytics... born on Oct. 16, 1998.



**BRUCE  
HECTOR**

**DT | Gr. | 6-2, 295 |**

**Tampa, Fla. |  
Robinson HS |**

**60**

**2016:** Started all 13 games at defensive tackle...set career highs with 33 total tackles, 8.0 tackles for loss and 6.0 sacks... tied his career high with 6.0 tackles in the win over Navy (10/28)...posted a sack and 2.0 tackles for loss against FSU (9/24)...had 1.5 sacks against ECU (10/8) and SMU (11/19)... matched his career high with 2.0 sacks and 3.0 tackles for loss in the Birmingham Bowl win over South Carolina (12/29).

**2015:** Appeared in 12 games on the season...recorded 19 tackles, including 14 solo tackles...sixth on the team with seven tackles for loss and tied for the team lead with five sacks on the year...also recorded one pass break-up and one forced fumble...recorded a season-best six tackles, three tackles for loss and two sacks in a win over FAMU (9/5)... had three tackles, two tackles for loss and two sacks in a win over Cincinnati (11/20).

**2014:** Hector saw action in six games...lettered.

**2013:** A redshirt season.

**ROBINSON HIGH SCHOOL:** Coached by Mike Depue at Robinson ... a versatile two-way lineman who was an all-state and two-time all-county selection ... posted 86 tackles and 6.5 sacks during his final two seasons ... a first-team 5A all-state selection by The Associated Press as a senior ... a first-team all-Suncoast and all-Hillsborough pick ... tallied 55 tackles, 3.5 sacks, nine TFL and a PBU ... led a defense that allowed less than 12 points per game ... helped the Knights to a 12-2 record and a berth in the state semifinals ... ranked 40th in the Tampa Bay Times' Top 100 entering his senior year ... an honorable mention all-Hillsborough selection as a junior ... posted 31 tackles and three sacks ... led Robinson to a 9-3 record and a trip to the regional semifinals ... played his first two varsity seasons at Gulf High School in New Port Richey, Fla. ... also lettered in basketball.

**PERSONAL:** Born in Tampa, Fla. ... son of Monica Lockett ... plans on majoring in engineering.

### HECTOR - CAREER STATISTICS

YEAR	GP-GS	SOLO	AST	TOT	TFL	SACKS	INT	PBU	FF	FR
2014	6-0	0	0	0	0	0-0	0	0	0	0
2015	12-0	14	5	19	7.0	5.0-35	0	1	1	0
2016	13-12	20	13	33	8.0	6.0-31	0	1	0	0
<b>Career</b>	<b>31-12</b>	<b>34</b>	<b>18</b>	<b>52</b>	<b>15.0</b>	<b>11.0-66</b>	<b>0</b>	<b>1</b>	<b>1</b>	<b>0</b>

### HECTOR'S CAREER HIGHS

Tackles..... 6, 2X, last vs. Navy (10/28/16)  
Sacks..... 2.0, 3X, last vs. South Carolina, Birmingham Bowl (12/29/16)  
TFL..... 3.0, 2X, last vs. South Carolina, Birmingham Bowl (12/29/16)  
FF..... 1, vs. Cincinnati (11/20/15)

### HECTOR GAME-BY-GAME

#### 2016 Tackles (Total-Solo-Assists)

Towson 2-2-0; Northern Illinois 1-1-0; Florida State 5-3-2; East Carolina 4-3-1; UConn 4-1-3; Temple 3-2-1; Navy 6-2-4; Memphis 1-1-0; SMU 2-1-1; South Carolina 5-4-1.

#### 2015 Tackles (Total-Solo-Assists)

Florida A&M 6-4-2; Florida State 2-1-1; SMU 2-2-0; Navy 1-1-0; East Carolina 1-0-1; Temple 2-1-1; Cincinnati 3-3-0; UCF 1-0-1; Western Kentucky 1-0-1.

OUTLOOK

PLAYERS

COACHES

REVIEW

RECORDS

HISTORY

USF

MEDIA



## 2017 **USF** PLAYERS

2017 **USF** FOOTBALL



### JONATHAN **HERNANDEZ**

**P | Sr. | 6-4, 230 |**

**Bradenton, Fla. |**

**Manatee HS | Florida State |**

**44**

**Ray Guy Award Candidate**

**2016:** Transferred to USF from Florida State in the summer of 2016...was a walk-on at Florida State and joined USF as a walk-on, so he was immediately eligible to compete for the Bulls...earned the starting job at punter prior to the start of the season...after a strong showing in his first five games, Hernandez was added to the Ray Guy Award candidate watch list in October...punted in all 13 games...his 25 punts inside the 20 and 12 punts of 50-plus yards both ranked second in The American...ranked seventh on USF's season chart with 2,597 punting yards... posted a 41.2 yard average on 63 punts...set career highs with 361 yards and a long of 66 yards while tying his career high with eight punts against UCF (11/26)...also punted eight times for 313 yards, including a 57-yarder, with five punts inside the 20 in the win over SMU (11/19)...his five punts inside the 20 against SMU tied a USF sing-game record reached by three other players...posted a career-best average of 47.5 yards against FSU (9/24).

**2013-15 (FLORIDA STATE):** A preferred walk-on punter for the Seminoles in 2013...spent three seasons with the team, redshirting his first year...punted in one game while at FSU, punting once for 37 yards during the 2015 season.

**MANATEE HIGH SCHOOL:** Hernandez played one season at Manatee HS...was a kicker and punter for the Hurricanes...averaged 41.4 yards per punt in his one varsity year...kicked off 42 times with 31 touchbacks, and made all seven extra points he attempted...selected to participate in the Sarasota vs. Manatee All-Star game...had multiple offers from Division II schools...also did kickoffs and was the holder on field goal attempts...also played soccer.

**PERSONAL:** Majoring in Art History.

#### HERNANDEZ - CAREER STATISTICS

YEAR	GP-GS	NO	YDS	AVG	LG	TB	FC	I20	50+	BLK
2016	13-13	63	2,597	41.2	66	1	23	25	13	1

#### HERNANDEZ'S CAREER HIGHS

Punts	8, 2X, last vs. UCF (11/26/16)
Yards	361, vs. UCF (11/26/16)
Average	47.5, vs. Florida State (9/24/16)
Long	66, vs. UCF (11/26/16)
Inside 20	5, 2X last at SMU (11/19/16)



### DEREK **HINTZE**

**DE | RFr. | 6-5, 230 |**

**Bradenton, Fla. |**

**Braden River HS |**

**40**

**2016:** Joined team as a walk-on...did not see action.

**PERSONAL:** A pre-management major...younger brother of current Bull, Ryan Hintze.



### RYAN **HINTZE**

**TE | Sr. | 6-6, 245 |**

**Bradenton, Fla. |**

**Braden River HS | SCF Manatee-Sarasota**

**80**

**2015:** Did not see action.

**2015:** Joined team as a walk-on...did not see action.

**PERSONAL:** A pre-marketing major...older brother of current Bull, Derek Hintze...has a modeling contract with Elite Modeling Management Miami...runs multiple social media accounts including his own which has 260,000 followers as well as @HintzMedia (111K followers) through his company Hintze Media.



## 2017 USF PLAYERS



### RONNIE HOGGINS

CB | Jr. | 5-8, 175 |

Coconut Creek, Fla. |

Monarch HS |

19

**2016:** Made seven starts and played in 11 games, missing two due to injury...ranked sixth on the team with a career-high 53 tackles...set career highs with 39 solo tackles and 14 assisted tackles, and matched his career high with two interceptions...also posted three pass breakups, a forced fumble and a fumble recovery...posted a career-high 12 tackles, a forced fumble and a pass breakup at Syracuse (9/17)...intercepted a pass and made eight tackles at Cincinnati (10/1)...intercepted a pass and made nine tackles in the win over Navy (10/28)...registered 10 tackles at Memphis (11/12).

**2015:** Named Freshman of the Year at the team's annual awards banquet... appeared in all 13 games at cornerback, including starts in each of the last 10 games...totaled 26 tackles, 1.5 tackles for loss, two interceptions and a team-best six pass break-ups...15th in the AAC in passes defended per game (0.67)...11th in conference play with six passes defended...one of four Bulls with multiple interceptions on the season...recorded his first collegiate interception in 51-3 rout of FAMU (9/5), his first collegiate game...set career-highs with five tackles, and 1.5 tackles for loss against Memphis (10/2)...earned his first-career start in the 45-24 homecoming weekend win vs. Syracuse (10/10)...notched his second-career interception in the 44-3 Thanksgiving night road win at UCF (11/26)...posted three tackles in the Miami Beach Bowl (12/21).

**MONARCH HIGH SCHOOL:** A three-star recruit, Hoggins Jr. was named Broward's 8A-7A-6A Defensive Player of the Year by the Sun Sentinel after intercepting 15 passes in 12 games as a senior and returning four for touchdowns... intercepted 12 passes in his first five games as a senior... intercepted a total of 13 passes in his previous two seasons as a starter...also received offers from Akron, Bowling Green, Charlotte, Cincinnati, FIU, FAU, Louisville, Marshall, Massachusetts, Ohio, TCU, Temple, Texas, Tulane, Wisconsin... coached by Calvin Davis.

**PERSONAL:** Born Jan. 22, 1997 in Fort Lauderdale, Fla. ... son of Ronnie Hoggins ... majoring in communications.

#### HOGGINS - CAREER STATISTICS

YEAR	GP-GS	SOLO	AST	TOT	TFL	SACKS	INT	PBU	FF	FR
2015	13-10	22	4	26	1.5	0-0	2	6	0	0
2016	11-7	39	14	53	1.0	0-0	2	3	1	1
CAREER	24-17	61	18	79	2.5	0-0	4	9	1	1

#### HOGGINS' CAREER HIGHS

Tackles.....12, at Syracuse (9/17/16)  
 TFL.....1.5, vs. Memphis (10/2/15)  
 INT.....1, 4X, last vs. Navy (10/28/16)  
 FF.....1, at Syracuse (9/17/16)  
 FR.....1, at SMU (11/19/16)

#### HOGGINS GAME-BY-GAME

##### 2016 Tackles (Total-Solo-Assists)

Towson 2-0-2; Northern Illinois 3-2-1; Syracuse 12-9-3; Florida State 4-3-1; Cincinnati 8-5-3; Navy 4-3-1; Memphis 7-7-0; SMU 3-2-1; UCF 5-3-2; South Carolina 5-5-0.

##### 2015 Tackles (Total-Solo-Assists)

Florida A&M 3-3-0; Memphis 5-4-1; Syracuse 3-2-1; UConn 1-1-0; SMU 3-3-0; Navy 1-0-1; East Carolina 3-3-0; Temple 1-1-0; Cincinnati 1-1-0; UCF 2-1-1; Western Kentucky 3-0-3.



### VINCENT JACKSON

DE/LB | Jr. | 6-3, 250 |

Tampa, Fla. |

Jesuit HS |

15

**2016:** Played in 12 games and started the first four games at the "Bull" pass-rushing position along the defensive line...posted a career-high 23 tackles (12 solo)...set a career high with five tackles at Syracuse (9/17).

**2015:** Saw action in nine games...posted a tackle in the Cincinnati game.

**2014:** Redshirt season

**JESUIT HIGH SCHOOL:** A four-year starter for coach James Harrell at Jesuit HS...Class 5A all-state first team in 2014 and second team in 2013...named first-team All-Hillsborough County Defense in 2012 & 2013, and was a MaxPreps first-team sophomore All-American in 2011...Butkus Award semifinalist in 2013...posted 87 tackles and eight quarterback hurries in 2013...helped lead team to 8-4 record in 2013...helped Team Tampa to back-to-back 7-on-7 National Championships...recorded 149 tackles, 32 tackles for loss, 22 sacks and two fumble recoveries for his career...rated a four-star recruit by ESPN.com... ranked No. 16 on the Tampa Bay Times Home Team Top 25...named to WFLA's Elite Eight... ranked as the 31st best defensive end prospect nationally by ESPN.com...also had offers from over 35 schools including Alabama, Auburn, Ohio State, Oklahoma, Oregon, USC and Stanford among others...four-year letterman in football and three-year in track and field...two-time state finalist in shot put and discuss.

**PERSONAL:** Born Nov. 24, 1995...the son of Diane and Vincent Jackson... has an older sister, Dariah, and a younger brother, Levi... the cousin of Justin Gatlin, a gold medalist Olympic sprinter and former Tennessee Volunteer... cousin of former NFL quarterback Daunte Culpepper... cousin of Matt Jones, a UF running back, and OJ Murdock, a former South Carolina Gamecock, who played for the Tennessee Titans...two-time Honor Roll selection... plans to major business and accounting.

#### JACKSON - CAREER STATISTICS

YEAR	GP-GS	SOLO	AST	TOT	TFL	SACKS	INT	PBU	FF	FR
2015	9-0	0	1	1	0	0	0	0	0	0
2016	12-4	12	11	23	0-0	0	0	0	0	0
CAREER	21-4	12	12	24	0-0	0	0	0	0	0

#### JACKSONS' CAREER HIGHS

Tackles.....5, at Syracuse (9/17/16)  
 Sacks.....  
 TFL.....  
 FF.....  
 FR.....





**D' ERNEST JOHNSON**

**RB | Sr. | 5-10, 210 |**

**Immokalee, Fla. |**

**Immokalee HS |**

- PAUL HORNUNG AWARD CANDIDATE**
- 2016 SECOND TEAM ALL-CONFERENCE (RETURN SPECIALIST)**
- 2015 TEAM CO-OFFENSIVE MVP**
- SET USF GAME RECORD FOR ALL-PURPOSE YARDS (281)**
- USF CAREER RECEIVING YARDS LEADER FOR A RUNNING BACK (756)**

**2016:** American Athletic Conference Second-Team selection as return specialist...the Hornung Award candidate ranked eighth in the FBS with a punt return average of 11.8 yards... appeared in all 13 games and scored at least one TD in 10 games...owns the USF career receiving yards record for a running back with 756 yards...tied for second on USF's career receptions chart for a running back with 62, six away from the record...ranked third on the team in scoring with 84 points (8 rushing TD, 5 receiving TD)...rushed for a career high of 543 yards and eight touchdowns...caught 28 passes for 293 yards with five TD catches... ranked fourth on the team with 1,280 all-purpose yards...posted his first career 100-yard rushing game with 107 yards against Navy (10/28)...set a career high with an 83-yard punt return for a touchdown at Syracuse (9/17)...matched his career high with three rushing touchdowns and posted 83 rushing yards against No. 13 Florida State (9/24)... set career highs with six catches for 95 yards in the Birmingham Bowl (12/29).

**2015:** Named offensive co-MVP and received a Leadership Award at the team's annual awards banquet... appeared in all 13 of the team's games, including one start...third on the team with 1,251 all-purpose yards, second in receiving yards (356), fourth in rushing (307) and first in kickoff returns (563)...set a record for a running back with four TD catches on the year...accounted for seven touchdowns, including passing for two...ran for 307 yards and a touchdown on 71 carries...second on the team with 26 receptions and 356 yards receiving...his four receiving touchdowns ranked third on the team...returned 21 kickoffs for 563 yards...third in the AAC and 16th nationally in kick return average (26.8)...first in conference play in kick return average (30.1)...went 2-for-2 for 63 yards and two touchdowns passing, completing passes of 34 and 29 yards on halfback pass plays...posted a school-record 281 all purpose yards in a 65-27 win over Cincinnati (11/20), carried the ball a career-high 11 times for a career-best 71 yards, catching two passes for 29 yards, and returning four kickoffs for 181 yards (including a 54-yard long)...set career highs with five receptions, 89 receiving yards and two receiving touchdowns at No.11/8 Florida St. (9/12), including a 71-yard TD catch...threw a 29-yard touchdown pass to Rodney Adams and ran nine times for 50 yards in a 28-20 win at UConn (10/17)...made his lone start of the season in the 38-14 win over SMU (10/24), running nine times for 28 yards and scoring his only rushing touchdown of the year on a 1-yard attempt...caught three passes for 77 yards and two touchdowns in the season-opener vs. FAMU (9/4)...caught four passes for 68 yards and ran five times for 34 yards in a win at UCF (11/26)...completed a 34-yard TD pass to Tyre McCants in the Miami Beach Bowl (12/21).

**2014:** Saw action in all 12 games on the year and finished as the Bulls' second-leading rusher with 46 carries for 150 yards (3.3 ypc)...also caught eight passes for 107 yards and a touchdown, and returned eight kickoffs for 157 yards (19.6 ypr), with a 24-yard long...had 414 all-purpose yards...earned the nickname "Clutch" from Head Coach Willie Taggart for his play late in games...had a season-best 41 yards on 10 carries in a rain-soaked win vs. UConn (9/19)...had a season-best three catches for 39 yards to go with 13 yards rushing in a 14-13 win at SMU (11/15)...had six carries for 33 yards and one, big 10-yard catch for a first down late in the game in a comeback win at Tulsa (10/18)...gained 34 yards on Bulls' drive to ice the game...had two catches for 31 yards and ran six times for 14 yards vs. Houston (11/1)...had at least one carry in 11 games...lettered.

**IMMOKALEE HIGH SCHOOL:** Played for coach Richard Dombroski at Immokalee HS... ranked as a four-star recruit and among the top 200 of the Rivals250 by Rivals.com... two-time Naples Daily News All-Area first team (2012-13) and FACA honorable mention... ranked No. 28 in the 2014 Orlando Sentinel Florida Top 100...ran for 744 yards and five touchdowns and made 28 catches for 413 yards and three touchdowns as a senior...logged 1,332 all-purpose yards with 175 on returns including a 100-yard kickoff return for a touchdown...punted 27 times for 983 yards and a 60 yard punt...helped lead team to 9-3 record...



posted 1,855 yards and 19 touchdowns rushing and 28 total touchdowns on his career... ranked No. 18 among running backs nationally and the 29th best prospect in Florida by Rivals.com...ran for 1,111 yards and 14 touchdowns as a junior while making 16 catches for 282 yards and four touchdowns...also recorded 47 tackles, 3.5 tackles for loss and a sack on defense...2012 honorable mention all-state and first team all-conference pick...helped lead team to Class 5A state championship game...2011 honorable mention all-area...also received offers from Florida, Vanderbilt, Minnesota, Louisville, Georgia, North Carolina, West Virginia and Mississippi.

**PERSONAL:** The son of Undreas Harrison... has a brother, Tshumbi, and older sister, LaT- onya... his brother, Tshumbi Johnson, played football for the University of Cincinnati... the pair squared off three times with D'Ernest holding a 2-1 advantage in wins...hobbies include sports and fishing.

JOHNSON - CAREER STATISTICS						
RUSHING						
YEAR	GP-GS	ATT	YDS	AVG	TD	LONG
2014	12-0	46	150	3.3	0	16
2015	13-1	71	307	4.3	1	23
2016	13-0	111	543	4.9	8	24
<b>Career</b>	<b>38-1</b>	<b>228</b>	<b>1,000</b>	<b>4.4</b>	<b>9</b>	<b>24</b>
RECEIVING						
YEAR	REC	YDS	AVG	TD	LONG	
2014	8	107	8.5	1	24	
2015	26	356	13.7	4	71	
2016	28	293	10.5	5	37	
<b>Career</b>	<b>62</b>	<b>756</b>	<b>12.2</b>	<b>10</b>	<b>71</b>	
ALL-PURPOSE/TOTAL YARDS						
YEAR	RUSH	REC	PR	KR	ALL-PURPOSE	PASSING
2014	150	107	0	157	414	0
2015	307	356	25	563	1,251	(2-3) 63 (2 TD)
2016	543	293	213	231	1,280	(0-1) 0
<b>Career</b>	<b>1,000</b>	<b>756</b>	<b>238</b>	<b>951</b>	<b>2,945</b>	<b>(2-4) 63 (2 TD)</b>



## 2017 **USF** PLAYERS



**KEIRSTON  
JOHNSON**

**LB | Fr. | 6-0, 223 |**

**Jacksonville, Fla. |**

**Robert E. Lee HS |**

**ROBERT E. LEE HIGH SCHOOL:** Played for O.J. Small at Robert E. Lee High School... named to Florida All-State Class 7A First Team and All-Gateway Conference as a senior after totaling 115 tackles (76 solo), 6.0 tackles for loss and two interceptions... also earned Super 24 honors... in his career, totaled 293 tackles (205 solo), 22 tackles for loss, 12 sacks, two interceptions and four forced fumbles... as a junior, totaled 101 tackles (78 solo), 10 sacks and two forced fumbles... posted 73 tackles (47 solo), two sacks and two forced fumbles as a sophomore ... rated as a three-star recruit by 247Sports... member of the National Honors Society... rated as the 63rd-best inside linebacker nationally by 247Sports.

**PERSONAL:** Son of Melynda and Jessie Johnson... has two younger sisters, Amaris and Angel...uncle, Robert Hartley, played football at Florida A&M... National Honor Society student...joined at USF by Robert E. Lee teammate Demetris Harris... plans to major in business... born on Sept. 25, 1997.



**DEVON  
JONES-STEWART**

**LB | Sr. | 6-1, 203 |**

**Lake Mary, Fla. |**

**Lake Mary HS | Stetson**

**2016:** Did not see action.

**2015:** Did not see action.

**STETSON:** Played in 17 games, starting five in two seasons at Stetson...played in all 12 games in 2014...recorded 23 tackles, five tackles for loss, two sacks and a blocked field goal...played four different positions - wide receiver, defensive end, safety and linebacker.

**LAKE MARY HIGH SCHOOL:** Earned his team's Defensive Player of the Year honors... four-year letterman in football and two-year in basketball...recorded 65 tackles, five sacks, 11 tackles for loss...team went 33-13...was on Super 60 Watch List...earned A-B Honor Roll honors and a member of Golden Fleece Society.

**PERSONAL:** Born Feb. 22, 1994 in Orlando...son of Charida Babcock...majoring in political science...godfather, Terry Jackson, played in the NFL for eight years...cousin, Tom Hammonds, had a 12-year NBA career...cousin, Mertakia Jones, had a 7-year WNBA career...a political science major.

### JOHNSON'S CAREER HIGHS

Rushes .....	19, vs. Navy (10/28/16)
Rushing Yards .....	107, vs. Navy (10/28/16)
Long Rush .....	24, vs. Florida State (9/24/16)
Receptions .....	6, vs. S. Carolina, Birmingham Bowl (12/29/16)
Receiving Yards .....	95, vs. S. Carolina, Birmingham Bowl (12/29/16)
Receiving TDs .....	2, 2X, last at Florida State (9/12/15)
Long Reception .....	71 (TD), at Florida State (9/12/15)
TD Pass .....	1, 2X, last vs. WKU in Miami Beach Bowl (12/21/15)
All-Purpose Yards .....	281 vs. Cincinnati (11/26/15)
Long Kickoff Return .....	54, vs. Cincinnati (11/20/15)
Kickoff Return Yards .....	181, vs. Cincinnati (11/20/15)
Kickoff Return Average .....	45.25 (4), vs. Cincinnati (11/20/15)
Long Punt Return .....	84 (TD), at Syracuse (9/17/16)

### JOHNSON GAME-BY-GAME STATS

#### RUSHING

##### 2016 (Attempts-Yds-TD)

Towson 6-33-0; Northern Illinois 16-87-0; Syracuse 2-19-0; Florida State 8-82-3; Cincinnati 9-20-1; East Carolina 7-36-0; UConn 8-28-0; Temple 3-16-0; Navy 19-107-1; Memphis 9-48-0; SMU 7-11-1; UCF 6-29-1; South Carolina 11-27-0.

##### 2015 (Attempts-Yds-TD)

Florida A&M 2-15-0; Florida State 14-38-0; Maryland 7-25-0; Memphis 3-12-0; Syracuse 5-25-0; UConn 9-50-0; SMU 9-28-1; Navy 6-16-0; 2-15-0; East Carolina 3-2-0; Temple 7-8-0; Cincinnati 11-71-0; UCF 5-34-0; Western Kentucky 2-17-0.

##### 2014 (Attempts-Yds-TD)

Western Carolina 5-6-0; Maryland 3-4-0; NC State 2-11-0; UConn 10-41-0; Wisconsin 2-7-0; East Carolina 2-4-0; Tulsa 6-33-0; Cincinnati 4-14-0; Houston 6-14-0; SMU 5-13-0; Memphis 1-3-0.

#### RECEIVING

##### 2016 (Catches-Yds-TD)

Towson 1-23-1; Northern Illinois 4-33-1; Syracuse 2-37-0; Florida State 2-13-0; East Carolina 5-53-2; UConn 3-8-0; Temple 1-4-0; Navy 1-14-0; Memphis 1-10-0; UCF 2-3-0; South Carolina 6-95-1.

##### 2015 (Catches-Yds-TD)

Florida A&M 2-67-2; Florida State 5-89-2; Maryland 2-27-0; Memphis 4-30-0; UConn 1-(6)-0; SMU 1-8-0; Navy 2-15-0; East Carolina 1-17-0; Temple 1-2-0; Cincinnati 2-29-0; UCF 4-68-0.

##### 2014 (Catches-Yds-TD)

East Carolina 1-14-0; Tulsa 1-10-0; Houston 2-31-0; SMU 3-39-1; Memphis 1-13-0.



**FRANK  
JOHNSON**

**DE | Jr. | 6-5, 220 |**

**Woodville, Miss. |**

**Wilkinson City HS | Hinds CC**

**2016:** Did not see action.

**HINDS CC:** Rated a three-star recruit by ESPN and 247Sports...ESPN rated him the No. 17 defensive end recruit in the nation...junior college transfer with three years of eligibility remaining...played in nine games for Hinds CC in 2015, which posted a 6-3 record...recorded 35 tackles, three sacks and four tackles for loss while breaking up three passes... had a season-high six tackles and a sack vs. East Central...had five tackles (all solo) vs. Copiah-Lincoln...five tackles and a TFL vs. Jones County... three tackles and a sack vs. Northwest Mississippi...redshirted his first season at Hinds in 2014.

**WILKINSON CITY HIGH SCHOOL:** Played for Kenneth Brown and Alvin Fosselman at Wilkinson County High School... finished prep career with 177 tackles, 34 sacks, nine tackles for loss and an interception... four-year letterman for the Wildcats... awarded first-team all-state, all-region, All-Metro and all-conference honors as a standout gridiron star... competed in basketball and track and field during his high school career.

**PERSONAL:** Graduate of Wilkinson County HS in 2014... son of Thalassa Dunbar and Frank Johnson... physical therapy major.



# 2017 USF PLAYERS

2017 USF FOOTBALL



**BRETT KEAN**

**QB | So. | 6-1, 220 |**

**Lakewood, Ohio |**

**St. Edwards HS |**

**2016:** Won the competition for USF's backup quarterback spot in fall camp...appeared in eight games, completing 18 of 26 passes for 129 yards, two touchdowns and one interception...set career highs with two touchdown passes, 52 passing yards and a long of 23 yards in the season-opening win over Towson (9/3)...on his first collegiate play he hit D'Ernest Johnson for a 23-yard touchdown...on the next possession hit Mitchell Wilcox for a 21-yard touchdown...set career highs with six completions and seven pass attempts at Cincinnati (10/1).

**2015:** Redshirt season...moved to number two on the depth chart during 2016 spring practice.

**ST. EDWARD HIGH SCHOOL:** A three-star recruit...a dual-threat quarterback, Kean guided St. Edward, one of the top ranked programs in the nation, to a state championship and a 13-2 record as a senior... Completed 180-of-300 passes as a junior for 2,810 yards and 32 touchdowns...also ran for 11 touchdowns...threw for two second-half touchdowns in St. Edward's 31-21 win against Huber Heights Wayne in the Division I state championship game in Ohio Stadium...started his prep career at University High School in Fort Lauderdale...also received offers from FIU, Western Kentucky, Ball State, Georgia State, Miami (Ohio), Ohio, Toledo, Akron, Western Michigan... Coached by Rick Finotti.

**PERSONAL:** A mass communications major.

**KEAN - CAREER STATISTICS**

PASSING									
YEAR	GP-GS	COMP	ATT	PCT	YDS	TD	INT	YDS/G	EFF
2016	8-0	18	26	69.2	129	2	1	16.1	128.60
RUSHING									
YEAR	ATT	YDS	AVG.	TD	LONG				
2016	4	-9	-2.2	0	4				

**KEAN'S CAREER HIGHS**

Completions.....	6, at Cincinnati (10/1/16)
Attempts .....	7, 2X, last at Cincinnati (10/1/16)
Completion Percentage (min. 15 att.).....	-
Passing Yards.....	52, vs. Towson (9/3/16)
Long Pass.....	23 (TD), vs. Towson (9/3/16)
Passing TDs .....	2, vs. Towson (9/3/16)
Rushes .....	1, 2X, last vs. Navy (10/28/16)
Rushing Yards .....	4, vs. Navy (10/28/16)
Long Rush .....	4, vs. Navy (10/28/16)
Rushing TDs.....	-



**KEVIN KEGLER**

**DT | Fr. | 6-2, 284 |**

**Madison, Fla. |**

**Madison County HS |**

**MADISON COUNTY HIGH SCHOOL:** Played for Mike Coe at Madison County... named MVP for the North team at the 62nd annual Florida Athletic Coaches Association All-Star game after posting six tackles, five quarterback pressures, two sacks and two tackles for loss... named the 2016 All-Big Bend Defensive Player of the Year after totaling 88 tackles and 29 tackles for loss and nine sacks... totaled three sacks in the state semifinal against Pahokee in 2016... rated as a two-star recruit by 247Sports and Rivals... also received offers from North Carolina, Purdue, Temple, FAMU, Florida Atlantic, Georgia Southern, Tulane and Western Kentucky.

**PERSONAL:** Son of Kelvin Keglner... hobbies include fishing... born on July 14, 1998.



**MEKHI LaPOINTE**

**DB | Fr. | 6-2, 185 |**

**Seffner, Fla. |**

**Armwood HS |**

**ARMWOOD HIGH SCHOOL:** Played for Sean Callahan at Armwood High School... missed most of his senior season with an injury, totaling 19 tackles and 2.0 tackles for loss in just six games while serving as a team captain... led the state as a junior with 10 interceptions and totaled 60 tackles (28 solo) and three tackles for loss... named to the Florida All-State Class 6A Second Team as a junior and also earned all-county second team honors... totaled 110 tackles and four interceptions in his career... rated as a three-star recruit by 247Sports... also received offers from Cincinnati, Iowa State, Marshall, NC State, Buffalo, Samford, Toledo, Troy, UCF, Western Kentucky.

**PERSONAL:** Son of Lisa and Moise LaPointe... has two sisters, Danielle and Taylor... earned his Associate's Degree while in high school...majoring in mechanical engineering... has already earned an associate's degree... born on May 1, 1999.



## 2017 USF PLAYERS



**BROOKS LARKIN**

**DL | So. | 6-3, 322 |**

**Bradenton, Fla. |**

**Manatee HS | Air Force Prep Acad.**

72

**2016:** Saw action in two games as the team's backup right guard.  
**2015:** Redshirt season.

**AIR FORCE PREP ACADEMY:** Played one season for the academy in Colorado Springs before transferring to USF.

**MANATEE HIGH SCHOOL:** Helped team go 11-1 in 2014 while playing center... featured on two Hurricane teams that went deep in the state playoffs...in 2012, they reached the Class 7A state semifinals, then made it to the regional semifinals in Class 8A in 2013...a teammate of Bulls center Michael Galati at Manatee.

**PERSONAL:** A health sciences major.



**ERIK LISTOE**

**OL | So. | 6-6, 282 |**

**Naples, Fla. |**

**Barron Collier HS |**

69

**BARRON COLLIER HS:** As a senior, helped his offense generate 3,539 total yards (1,943 rushing) and 38 touchdowns... graduated in 2015... member of the honor roll, dean's list and president's list.

**PERSONAL:** Initially attended Florida Gulf Coast University... transitioning from a quarterback to an offensive lineman in college... son of Greg Listoe... has two brothers, Anders (19) and Christian (12), and one sister, Annelise (10)... hobbies include driving, kayaking, exploring, beach, lifting weights, reading and walking... majoring in engineering... born on Nov. 16, 1996.



**KIRK LIVINGSTONE**

**DE | So. | 6-4, 261 |**

**Fort Lauderdale, Fla. |**

**Stranahan HS |**

94

**2016:** Started all 13 games at defensive end in his debut season ...posted 30 tackles (16 solo), 5.5 tackles for loss, 2.0 sacks and a pass breakup...had a career-high five tackles against Syracuse (9/17) and Cincinnati (10/1)...registered sacks against Cincinnati and UCF (11/26)... set a career high with 2.0 tackles for loss against Cincinnati and UCF... posted at least one tackle for loss in four games.

**2015:** Redshirt season.

**FORT LAUDERDALE HS:** A three-star recruit, Livingstone posted a team-leading 14 sacks as a senior on the way to all-state third-team honors...recorded nine sacks and 42 tackles as a junior... also received offers from UConn, Cincinnati, East Carolina, FIU, Minnesota, Louisville, Indiana, Vanderbilt, Utah, Western Michigan, Liberty... coached by Tally Adams.

**PERSONAL:** Born Oct. 10, 1996 ... son of Marion and Dave Livingstone ... pre-med major.

### LIVINGSTONE - CAREER STATISTICS

YEAR	GP-GS	SOLO	AST	TOT	TFL	SACKS	INT	PBU	FF	FR
2016	13-13	17	13	30	5.5	2.0-22	-	1	-	-

### LIVINGSTONE'S CAREER HIGHS

Tackles..... 5, 2X, last at Cincinnati (10/1/16)  
Sacks..... 1, 2X, last vs. UCF (11/26/16)  
TFL..... 2.0, at Cincinnati (10/1/16)

### LIVINGSTONE GAME-BY-GAME

#### 2016 Tackles (Total-Solo-Assists)

Towson 1-0-1; Northern Illinois 2-0-2; Syracuse 5-1-4; Florida State 2-0-2; Cincinnati 5-3-2; East Carolina 2-2-0; UConn 1-1-0; Temple 3-3-0; Navy 1-1-0; SMU 3-2-1; UCF 3-2-1; South Carolina 2-2-0.



**FREDERICK LLOYD, Jr.**

**WR | Fr. | 6-5, 224 |**

**Tifton, Ga. |**

**Tift County HS |**

87

**TIFT COUNTY HIGH SCHOOL:** Played for Ashley Anders at Tift County High School in Georgia... totaled a team-leading 33 catches for 608 yards and five touchdowns as a senior... named to all-region first team and was an all-state second team selection as a senior... team won a state title in his freshman season...also a star in basketball and track and field at Tift County... uses his basketball skills to excel in the red zone with jump balls... rated as a three-star recruit by Scout.

**PERSONAL:** Born on Dec. 31, 1998... son of Frederick Lloyd and Chantel Brown... majoring in criminology.

OUTLOOK

PLAYERS

COACHES

REVIEW

RECORDS

HISTORY

USF

MEDIA



## 2017 **USF** PLAYERS

2017 **USF** FOOTBALL



### MIKE **LOVE**

**DE | Gr. | 6-4, 252 |**

**Clearwater, Fla. |**

**Countryside HS |**

**98**

**2016:** Appeared in 12 games and started the last nine at the "Bull" pass-rushing position...made the game-winning sack on the last play of the Birmingham Bowl in overtime. Forced a fumble on the play that USF recovered... set career highs with 7.0 tackles for loss, 3.0 sacks, 27 total tackles, 20 solo tackles, a forced fumble and two pass breakups... set a career high with five tackles against ECU (10/8) and SMU (11/19)...finished with a career high 2.5 tackles for loss against SMU (11/19)...set a career high with a sack to go along with four tackles against No. 13 Florida State (9/24)...broke up one pass and deflected another into an interception vs. UCF (11/26).

**2015:** Appeared in 12 games...totaled 10 tackles, 1.5 tackles for loss, one sack and one pass break-up... recorded a season-high and career-high tying two tackles at No.11/8 Florida State (9/12) and at Navy (10/31)...also tallied his lone sack of the season at Florida Stat ...deflected one pass in a 44-3, Thanksgiving night road win at UCF (11/26).

**2014:** Saw action in four games.

**2013:** Love appeared in the season opener against McNeese State...underwent surgery to repair a knee and did not play the rest of the season.

**PERSONAL:** Earned his USF degree in criminology in the fall of 2016.

#### LOVE - CAREER STATISTICS

YEAR	GP-GS	SOLO	AST	TOT	TFL	SACKS	INT	PBU	FF	FR
2014	4-0	0	0	0	0	0-0	0	0	0	0
2015	12-0	4	6	10	1.5	1.0-12	0	1	0	0
2016	12-9	20	7	27	7.0	3.0-17	0	2	1	0
<b>TOTAL</b>	<b>28-9</b>	<b>24</b>	<b>13</b>	<b>10</b>	<b>8.5</b>	<b>4.0-29</b>	<b>0</b>	<b>3</b>	<b>1</b>	<b>0</b>

#### LOVE'S CAREER HIGHS

Tackles..... 5, at SMU (11/19/16)  
Sacks.....1, 3X, last vs. South Carolina (12/29/16)  
TFL..... 2.5, at SMU (11/19/16)  
FF.....1, vs. South Carolina (12/29/16)

#### LOVE GAME-BY-GAME

##### 2016 Tackles (Total-Solo-Assists)

Towson 3-2-1; Northern Illinois 1-0-1; Florida State 4-4-0; Cincinnati 2-1-1; East Carolina 5-4-1; UConn 3-2-1; Temple 1-1-0; Navy 1-1-0; SMU 5-4-1; UCF 1-0-1; South Carolina 1-1-0.

##### 2015 Tackles (Total-Solo-Assists)

Florida A&M 2-1-1; Florida State 2-2-0; Maryland 1-0-1; Memphis 1-0-1; UConn 1-0-1; Navy 2-0-2; Temple 1-1-0.



### ELIJAH **MACK**

**RB | RFr. | 6-0, 205 |**

**Punta Gorda, Fla. |**

**Charlotte HS |**

**31**

**2015:** Redshirt season.

**CHARLOTTE HIGH SCHOOL:** Rated a three-star recruit by ESPN, 247Sports, Scout, Rivals... also received offers from Arizona, Cincinnati, UCF, Indiana, East Carolina, FIU, FAU...played for Binky Waldrop at Charlotte High School... named to Florida All-State Class 6A Second Team after rushing for 1,280 yards and 23 touchdowns as a senior... team's Offensive MVP...all-area selection...team captain...rushed for 1,120 yards and 16 touchdowns as a junior...ran for 900 yards as a sophomore...four-year letterman in football, one year in wrestling and soccer.

**PERSONAL:** Born May 29, 1998 in Fort Myers, Fla...full name is Elijah Mohammed-Ezekiel Mack...the son of Pamela Blachman and Edwin Mack.



### JEAN **MARCELLUS**

**OL | Fr. | 6-4, 327 |**

**Tampa, Fla. |**

**Jefferson HS |**

**75**

**JEFFERSON HIGH SCHOOL:** Played for Jeremy Earle at Jefferson High School in Tampa... earned First Team All-Hillsborough County honors as a senior and Florida All-State Class 5A Second Team recognition...Tampa Bay Times All-Tampa Bay first team...selected to play in the Hillsborough East-West All-Star game as a senior... first team All-Western Conference as a senior and a second-teamer as a junior... helped his team generate nearly 6,000 yards of offense in 2016... rated a three-star recruit by 247Sports, Scout and Rivals... ranked No. 19 on the Tampa Bay Times' list of the top 100 local players for 2016... also received offers from Cincinnati, Colorado State, Georgia Tech, Illinois, Indiana, Kentucky, Louisville, Miami, Mississippi State, Southern Miss and Toledo... earned varsity letters in football, lacrosse, wrestling and track and field.

**PERSONAL:** Son of Leones and Lucienne Marcellus... has one brother, Lovinsky, and one sister, Sandia...earned a Student-Athlete Scholar Award in high school...majoring in sports management... born on Sept. 1, 1998 in Haiti.



## 2017 **USF** PLAYERS



**ERIC MAYES**

**OL | So. | 6-4, 294 |**

**Sarasota, Fla. |**

**Booker HS |**

**55**

**2016:** Converted from a defensive lineman to an offensive lineman...earned the No. 2 spot on the depth chart at right tackle...saw action in three games.

**BOOKER HIGH SCHOOL:** Coached by Johnnie Jones at Booker ... a member of ESPN's Top 300 prospects ... a second-team 4A all-state selection by The Associated Press as a senior ... tabbed first-team all-area by the Sarasota Herald-Tribune ... voted team captain ... finished the year with 14 sacks ... named Booker's Most Improved Player as a junior ... posted 10 sacks.

**PERSONAL:** Born March 11, 1994 ... son of Michele Butler...a criminology major.



**TYRE McCANTS**

**WR | Jr. | 5-11, 235 |**

**Niceville, Fla. |**

**Niceville HS |**

**8**

**2016:** Started nine of the 13 games he played in, emerging as a deep threat in the Gulf Coast Offense...set career highs with 25 catches for 384 yards (15.4 ypc) and four touchdowns on the year...third on the team in receiving yardage and fourth in receptions... helped the Gulf Coast Offense set school records with 77 touchdowns and 6,650 yards of total offense... set career highs with three catches for 105 yards and two touchdowns at SMU (11/19)... had a career long 65-yard touchdown catch at SMU (11/19)...caught passes in 10 games and at least three passes in five games...made two catches for 53 yards and a touchdown at Temple (10/21)... posted three catches for 46 yards and a touchdown at Memphis (11/12)... caught four passes for 25 yards in the Birmingham Bowl victory over South Carolina (12/29).

**2015:** Appeared in all 13 games...totaled seven receptions for 164 yards and two touchdowns...scored on catches of 57 and 34 yards...had receptions in five games...caught a 56-yard TD pass in a 45-24 homecoming weekend win over Syracuse (10/10)...had a career-best three catches for 88 yards and a touchdown in the Miami Beach Bowl (12/21) vs. Western Kentucky...caught a 34-yard TD pass from D'Ernest Johnson in that game and also had a 41-yard reception.

**2014:** Redshirt season...injured his knee in practice and underwent corrective surgery.

**NICEVILLE HIGH SCHOOL:** Played for coach John Hicks at Niceville HS...named a second-team Class 7A all-state selection and Daily News Large School Player of the Year in 2013...posted 818 receiving yards, 560 rushing yards, 540 return yards and 18 total touchdowns as a senior...helped lead Niceville to a 13-2 record and an appearance in the Class 7A state championship game in 2013...recorded 116 receptions, 1,730 receiving yards, 18 receiving touchdowns, 667 rushing yards, nine rushing touchdowns, 810 return yards and over 3,200 total yards with 30 total touchdowns in his varsity career...rated a three-star recruit by ESPN...rated No. 58 in the 2014 Orlando Sentinel Florida Top 100... also had offers from Florida State, Georgia, Auburn, Louisville, Georgia Tech, N.C. State, California and Minnesota among others.

**PERSONAL:** The son of Tonja McCants... completed a community outreach project with New Life Christian Ministries...a communication major.

### MCCANTS - CAREER STATISTICS

Year	G-GS	REC	YARDS	AVG.	TD	LG	AVG/G
2015	13-0	7	164	23.4	2	56	12.6
2016	13-9	25	384	15.4	4	65	29.5
<b>CAREER</b>	<b>26-9</b>	<b>32</b>	<b>548</b>	<b>17.1</b>	<b>6</b>	<b>65</b>	<b>21.1</b>

### MCCANTS' CAREER HIGHS

Receptions..... 4, vs. S. Carolina, Birmingham Bowl (12/29/16)  
 Receiving Yards..... 105, at SMU (11/19/16)  
 Long..... 65 (TD), at SMU (11/19/16)  
 Receiving TD ..... 2, at SMU (11/19/16)

### MCCANTS GAME-BY-GAME

#### 2016 Receptions (Catches-Yards-TD)

Northern Illinois 2-46-0; Syracuse 2-32-0; Cincinnati 1-21-0; East Carolina 2-12-0; UConn 3-17-0; Temple 2-53-1; Navy 3-27-0; Memphis 3-46-1; SMU 3-105-2; South Carolina 4-25-0.

#### 2015 Receptions (Catches-Yards-TD)

Memphis 1-4-0; Syracuse 1-56-0; Cincinnati 1-2-1; UCF 1-14-0; Western Kentucky 3-88-1.

- OUTLOOK
- PLAYERS**
- COACHES
- REVIEW
- RECORDS
- HISTORY
- USF
- MEDIA



# 2017 **USF** PLAYERS

2017 **USF** FOOTBALL



## KHALID **McGEE**

**S | Jr. | 5-10, 198 |**

**Miami, Fla. |**

**Miami Northwestern HS |**

**2016:** Appeared in 13 games, making 10 starts at the "Striker" safety position and one at cornerback...set career highs with 51 tackles (33 solo stops), 4.0 tackles for loss, an interception, a forced fumble and two fumble recoveries...made his first-career interception at Cincinnati (10/1)... set career highs with nine tackles, 2.0 tackles for loss and a forced fumble at SMU (11/19)... tied for the team lead with nine tackles in the Birmingham Bowl, along with posting two fumble recoveries, a sack and a QB hurry (12/29).

**2015:** Appeared in 12 of the team's 13 games...totaled 17 tackles (14 solo), including three tackles for loss and one recovered fumble...made his collegiate debut and recorded his first-career tackle in a 51-3 rout of FAMU (9/5)...posted a tackle for loss and recovered a fumble in the 38-14 win against SMU (10/24)...had a career-best five tackles and two tackles for loss in the Miami Beach Bowl (12/21) vs. Western Kentucky.

**MIAMI NORTHWESTERN HIGH SCHOOL:** A three-star recruit, McGee earned Florida All-State Class 6A honorable mention honors...selected for the Miami-Dade North vs. South All-Star Game... listed at No. 15 in the Miami Herald's Miami-Dade Class of 2015 Top 25 Recruits this past fall...also received offers from Wisconsin, Rutgers, Akron, Marshall, Purdue, Mississippi State, Kentucky, West Virginia, Western Kentucky, Utah, FSU, FIU, Texas, Louisville, FAU... coached by Eddie Brown and Stephen Field at Miami Northwestern.

**PERSONAL:** Born Sept. 12, 1997 in Broward County, Fla. ... son of Angela Glass...a communication major.

### McGEE - CAREER STATISTICS

YEAR	GP-GS	SOLO	AST	TOT	TFL	SACKS	INT	PBU	FF	FR
<b>2015</b>	12-0	14	3	17	3.0	0-0	0	0	0	1
<b>2016</b>	13-10	34	17	51	4.0	1.0-8	1	0	1	2
<b>CAREER</b>	25-10	48	20	68	7.0	1.0-8	1	0	1	3

### McGEE'S CAREER HIGHS

Tackles..... 9, vs. S. Carolina, Birmingham Bowl (12/29/16)  
 TFL ..... 2.0, vs. Western Kentucky (12/21/15)  
 INT ..... 1, at Cincinnati (10/1/16)  
 SACKS ..... 1.0, vs. S. Carolina, Birmingham Bowl (12/29/16)  
 FF ..... 1, at SMU, (11/19/16)-  
 FR..... 2, vs. S. Carolina, Birmingham Bowl (12/29/16)

### KHALID MCGEE

#### 2016 Tackles (Total-Solo-Assists)

Towson 3-0-3; Cincinnati 1-0-1; East Carolina 6-2-4; UConn 3-3-0; Temple 4-3-1; Navy 5-3-2; Memphis 6-6-0; SMU 9-8-1; UCF 5-3-2; South Carolina 9-6-3.

#### 2015 Tackles (Total-Solo-Assists)

Florida A&M 1-1-0; Florida State 1-1-0; Syracuse 1-1-0; UConn 1-1-0; SMU 3-3-0; Navy 2-1-1; Temple 1-1-0; Cincinnati 2-1-1; Western Kentucky 5-4-1.



## KJ **MILES**

**TE | Sr. | 6-6, 256 |**

**Seffner, Fla. |**

**Armwood HS | Assumption Coll. |**

**2016:** Joined USF as a walk-on...did not see action.

**2015 (ASSUMPTION COLL.):** Played in 10 games for the Hounds... had one tackle on the year.

**2014 (ASSUMPTION COLL.):** Played in eight games on the year.

**2013 (ASSUMPTION COLL.):** Did not appear in a game as a freshman.

**ARMWOOD HIGH SCHOOL:** In the 2011-2012 season, his Armwood High School team captured the 6A State Championship, as he was the starting tight end... played football and basketball... had three receptions for 53 yards as a senior... ranked as the No. 10 tight end in Florida.

**PERSONAL:** Son of Richard and Karen... has three siblings, Richard, Warren and Mia... his father, Richard, played football at Syracuse... pursuing both a biomedical sciences and a psychology degree.



## NICHOLAS **MUNERA**

**TE | So. | 6-5, 252 |**

**Tampa, Fla. |**

**King HS |**

**2016:** Saw action in one game.

**2015:** Did not see action.

**KING HIGH SCHOOL:** In his two years at King HS, he recorded 46 tackles with 3.5 sacks over the stretch.

**PERSONAL:** Majoring in cell and molecular biology.

OUTLOOK

PLAYERS

COACHES

REVIEW

RECORDS

HISTORY

USF

MEDIA



## 2017 **USF** PLAYERS



### EMILIO **NADELMAN**

**K | Gr. | 5-6, 170 |**

**Miami, Fla. |**

**Central HS |**

**2016:** Kicked in all 10 games he played in before suffering an injury to his kicking leg vs. Navy (10/28/16)...missed the final three games of the season and the bowl game...7-for-7 in field goal attempts, including 2-for-2 from at least 40 yards out... made a season long 42-yard field goal at Syracuse (9/17) and Temple (10/21)...set a career high by going 8-for-8 on extra-point attempts against Towson (9/3)...ranks fourth on the team in scoring with 73 points, making 52 of 53 total kicks.

**2015:** Appeared in all 13 games, handling placekicking duties...totaled 15 made field goals in 23 attempts for a 65.2-percent success rate and 53-of-54 PAT...ranked sixth in the AAC in field goals (15), fifth in scoring (kick) (7.5 ppg), and fourth in PAT kicking percentage (98.1)...his 98 points scored on the year rank third all-time in a season at USF...third in conference play in field goals (12) and scoring (kick) (8.5)...converted on his first three field goals of the year and four of the first five...set a career-high with three made field goals (in three attempts) and 14 total points during a 44-23 upset win over No. 21/21 Temple (11/14)...14 points tied for sixth-best mark in a game at USF...recorded a career-long 49 yard field goal during a 65-27 thumping of Cincinnati (11/20)...made two tackles, including one at Maryland (9/19) and vs. Syracuse (10/10)...finished the regular season having made his last nine field goals, the third-longest streak in program history.

**2014:** In his first season on the field, Nadelman saw action in one game, kicking off three times for a 65.3 yard average vs. Western Carolina (8/30).

**2013:** A redshirt season.

**CENTRAL HIGH SCHOOL:** Coached by Telly Lockette at Miami Central ... a three-year letterman, two-time all-state and three-time all-Dade honoree ... made 32-of-52 FGs and 211-of-215 PATs during his three seasons to score 307 points ... named 6A first-team all-state by The Associated Press as a senior ... tabbed all-Dade by the Miami Herald ... made 11-of-17 FGs, 69-of-70 PATs, scoring 102 points, and produced over 80 touchbacks ... also punted as a senior, averaging almost 40 yards per attempt, landing 13 inside the 20 ... helped Central to a 12-2 record and the 6A state title ... a first-team 6A all-state selection by The AP as a junior ... tabbed second-team all-Florida by the Orlando Sentinel ... named all-Dade by the Miami Herald ... made 16-of-23 FGs and 60-of-61 PATs to score 108 points ... a second-team all-Dade selection as a sophomore ... hit 5-of-12 FGs and 82-of-84 PATs for 97 points.

**PERSONAL:** Born in Miami, Fla. ... son of Emilio Sr. and Soraya Nadelman ... has one brother, Jordan...earned his degree in communication in fall of 2016.

#### NADELMAN - CAREER STATISTICS

YEAR	GP-GS	FG	PCT.	LONG	BLK	PAT	PTS
<b>2015</b>	13-13	15-23	65.2	49	1	53-54	98
<b>2016</b>	10-10	7-7	100.0	42	0	52-53	73
<b>CAREER</b>	23-23	22-30	73.3	49	1	105-107	171
	<b>1-19</b>	<b>20-29</b>	<b>30-39</b>	<b>40-49</b>	<b>50+</b>		
<b>2015</b>	0-0	4-5	5-6	6-11	0-1		
<b>2016</b>	0-0	3-3	2-2	2-2	0-0		
<b>CAREER</b>	0-0	7-8	7-8	8-13	0-1		

#### NADLEMAN'S CAREER HIGHS

Field Goals .....	3-3, 2X last at UCF (11/26/15)
Consecutive Field Goals.....	9, (2015)
Most Field Goals In A Season .....	15 (2015)
Long Field Goal .....	49, vs. Cincinnati (11/20/15)
Consecutive PAT .....	35 (2015)
Points In A Game.....	14, 2X, last at UCF (11/26/15)
Points In A Season .....	98, (2015)
PAT .....	8-8, vs. Towson (9/3/16)



### MATT **NELSON**

**OL | RFr. | 6-2, 280 |**

**Ocala, Fla. |**

**Trinity Catholic HS |**

**2016:** Joined USF as a walk-on...did not see action.

**TRINITY CATHOLIC HS:** Named to Florida Class 3A all-state team as a senior... graduated in 2016... made the honor roll all four years.

**PERSONAL:** Born on March 24, 1998... son of David and Jacque Nelson.. majoring in business... hobbies include fishing and hunting...a physical education major.



### DEATRICK **NICHOLS**

**CB | Sr. | 5-10, 190 |**

**Miami, Fla. |**

**Miami Central HS |**

**BEDNARIK AWARD CANDIDATE**  
**THORPE AWARD CANDIDATE**  
**NAGURSKI AWARD CANDIDATE**  
**2016 SECOND TEAM All-CONFERENCE**  
**2015 FIRST TEAM ALL-CONFERENCE**

**2016:** A second team all-conference selection...started all 13 games at cornerback and led the team with four interceptions and seven pass breakups...set a career high with four interceptions in consecutive seasons... made 49 total tackles (37 solo) and 2.0 tackles for loss...matched his career high with two interceptions at SMU (11/19)... intercepted a pass at Memphis and turned away three consecutive pass attempts inside the USF 10 in the closing seconds to secure the victory (11/12)...intercepted a pass at Syracuse (9/17)... made a season-high seven tackles against ECU (10/8) and UCF (11/26).

**2015:** First-team all-conference selection and received the team's most improved player award at the annual banquet...started all 13 games at the cornerback position...fourth on the team with 62 tackles and tied for third with 8.5 tackles for loss...had a team-high four interceptions and added five pass break-ups, a team-best two forced fumbles, one fumble recovery and a sack...ranked fifth in the AAC in interceptions (four) and 14th in passes defended (eight)...fourth in conference play in interceptions (three), 11th in passes defended (6)...recorded a sack, a season-high 2.5 tackles for loss, and forced a fumble in a 45-24 homecoming win vs. Syracuse (10/10)...set career high with nine tackles in a 38-14 victory over SMU (10/24)...forced a fumble at Navy (10/31)...logged eight tackles, two interceptions (returning one 29 yards for a touchdown) and a tackle for loss in a 65-27 thumping of Cincinnati (11/20).

**2014:** Nichols saw action in all 12 games as a true freshman and made his first career start at nickel back in a win at SMU (11/15)...logged eight tackles on the year...posted a season-high two tackles in his first game vs. Western Carolina (8/30)...had a tackle in six games.

**MIAMI CENTRAL HIGH SCHOOL:** Played for Roland Smith at Miami Central HS...previously coached by current USF running backs coach Telly Lockette at Central...posted 20 tackles and intercepted three passes and blocked a field goal in 2013 at Miami Central HS before missing much of the season with an injury...logged 105 tackles, 12 interceptions



# 2017 **USF** PLAYERS

2017 **USF** FOOTBALL



- OUTLOOK
- PLAYERS**
- COACHES
- REVIEW
- RECORDS
- HISTORY
- USF
- MEDIA

and two forced fumbles on his career...played for one of the most successful programs in Florida as Miami Central won its second straight state championship in 2013 and third in the past four years while advancing to four consecutive state finals...Central was ranked No. 3 in the nation by USA Today...rated as a three-star recruit by Rivals...ranked No. 14 on the Miami Herald's Class of 2014 Top 25 Miami-Dade recruits List...rated No. 69 on the Florida High School Football Class of 2014 Top 150 list...posted 40 tackles, six interceptions, two touchdowns and a fumble recovery as a junior, helping Central to the 6A state title...also ran track posting a 10.63 in the 100 meters and 22.07 in the 200... also had offers from Auburn, Cincinnati, Clemson, Georgia, Rutgers, UCLA, LSU, Miami, Pittsburgh and Tennessee according to 247Sports.com and Rivals.com.

**PERSONAL:** Born in Miami, Fla. ...the son of La'wanda Nichols and Deatrick Nichols... has a sister, La' Deatiea...a criminology major.

### NICHOLS - CAREER STATISTICS

YEAR	GP-GS	SOLO	AST	TOT	TFL	SACKS	INT	PBU	FF	FR
2014	12-0	7	1	8	0	0-0	0	0	0	0
2015	13-13	48	14	62	8.5	1.0-8	4	5	2	1
2016	13-13	37	12	49	2.0	0	4	7	0	0
<b>Career</b>	<b>38-26</b>	<b>92</b>	<b>27</b>	<b>119</b>	<b>10.5</b>	<b>1.0-8</b>	<b>8</b>	<b>12</b>	<b>2</b>	<b>1</b>

### NICHOLS' CAREER HIGHS

Tackles.....8, 2X, last vs. Cincinnati (11/20/15)  
 TFL.....2.5, vs. Syracuse (10/10/15)  
 Sacks.....1, vs. Syracuse (10/10/15)  
 INT.....2, 2X, last at SMU (11/19/16)  
 INT return for TD.....1, vs. Cincinnati (11/20/15)  
 FF.....1, 2x, last at Navy (10/31/15)

### NICHOLS' GAME-BY-GAME STATS

#### 2016 Tackles (Total-Solo-Assists)

Towson 3-2-1; Northern Illinois 2-1-1; Syracuse 2-2-0; Florida State 1-1-0; Cincinnati 4-3-1; East Carolina 7-6-1; UConn 2-2-0; Temple 2-1-1; Navy 6-4-2; Memphis 5-5-0; SMU 6-5-1; UCF 7-3-4; South Carolina 2-2-0.

#### 2015 Tackles (Total-Solo-Assists)

Florida A&M 3-2-1; Florida State 3-2-1; Maryland 3-1-2; Memphis 2-2-0; Syracuse 7-5-2; UConn 5-4-1; SMU 9-8-1; Navy 7-5-2; East Carolina 2-2-0; Temple 5-3-2; Cincinnati 8-7-1; UCF 4-3-1; Western Kentucky 4-4-0.

#### 2014 Tackles (Total-Solo-Assists)

Western Carolina 2-2-0; East Carolina 1-1-0; Cincinnati 1-1-0; SMU 1-1-0; Memphis 2-1-1; UCF 1-1-0.



**MARCUS NORMAN**

**OL | So. | 6-6, 308 |**

**Sebastian, Fla. |**

**Sebastian River HS |**

**2016:** Started nine games at right tackle and played in 12...helped the Gulf Coast Offense set school records with 77 touchdowns, 47 rushing touchdowns (third in the FBS), 3,709 rushing yards and 6,650 yards of total offense, while ranking in the top 20 in the nation in sacks allowed (1.15)...helped the Bulls extend their nation-leading streak of 30-plus point games to 17... paved the way for USF to finish the season ranked fourth nationally in scoring offense (43.8 ppg), fifth in rushing offense (285.3 ypg) and 11th in total offense (511.5 ypg).

**2015:** A redshirt season.

**SEBASTIAN RIVER HIGH SCHOOL:** A three-star recruit, Norman was named to the Florida All-State Class 7A Second Team...named an all-area honorable mention by Scripps Treasure Coast Newspapers during his junior year...also received offers from FAU, Georgia Tech, Kentucky, Michigan State, Middle Tennessee State, Temple... coached by Kevin Pettis.

**PERSONAL:** An engineering major.



**CHRIS OLADOKUN**

**QB | RFr. | 6-2, 187 |**

**Tampa, Fla. |**

**Sickles HS |**

**2016:** A redshirt season... received the Scout Team Offensive Award at the team's post-season banquet.

**SICKLES HIGH SCHOOL:** A dual-threat quarterback rated as a three-star recruit by Scout, 247Sports and Rivals... also received offers from Nebraska, Temple, Iowa State, Bowling Green, Georgia Southern, South Alabama and Toledo...played for Brian Turner at Sickles High School ... threw for 1,390 yards and 15 touchdowns with only three interceptions in nine games as a senior... totaled 57 touchdown passes and 11 interceptions in his prep career... finished second among quarterbacks at 7-on-7 nationals... first-team all-conference as a senior... Second-Team All-Western Conference as a sophomore... BCP/FBU MVP... transferred to Sickles before his senior year after throwing for 3,646 yards and 32 touchdowns in two seasons at Alonso High School... selected to play in the Blue-Grey Football All-American Bowl as a senior.

**PERSONAL:** A mass communications major.

2017 **USF** PLAYERS



**JERNARD  
PHILLIPS**

**WR | Fr. | 5-10, 165 |**

**Miami, Fla. |**

**Miami Central HS |**

**83**

**MIAMI CENTRAL HIGH SCHOOL:** Played for Roland Smith at Miami Central High School... named a Florida All-State Class 6A honorable mention... Miami Herald named him one of the top five area players at his position for 2016... caught 19 passes for 309 yards and two touchdowns as a senior... totaled 46 catches for 783 yards and 10 touchdowns the past three seasons... as a junior, posted 24 receptions for 451 yards and seven touchdowns.

**PERSONAL:** The younger brother of Florida State receiver Da'Vante Phillips... was teammates with current Bull Darnell Salomon at Miami Central High.



**KELVIN  
PINKNEY**

**DT | Fr. | 6-3, 295 |**

**Sarasota, Fla. |**

**Booker HS |**

**96**

**BOOKER HIGH SCHOOL:** Played for Dumaka Atkins at Sarasota's Booker High School... earned Florida All-State Class 5A Second Team honors as a senior... one of the top performers at the Opening Regional in Orlando... rated as a three-star recruit by ESPN.com... earned seven varsity letters: football (4), weightlifting (2), and track and field (1).

**PERSONAL:** Son of Kelvin and Brenda Pinkney... has two brothers, Marquis (27) and Kayin (17), and two sisters, Erica (34) and Arbreyon (25)... plans to major in elementary education... born on Oct. 2, 1998.



**ANDRE  
POLK, Jr.**

**LB | RFr. | 6-4, 218 |**

**Fort Myers, Fla. |**

**South Fort Myers HS |**

**12**

**2016:** A redshirt season...added 10 pounds of muscle in the weight room.

**HIGH SCHOOL:** Rated a four-star recruit by 247Sports...247Sports rated as the No. 51 outside linebacker prospect nationally...rated a three-star recruit by ESPN, Scout and Rivals...also had offers from Minnesota, Iowa State, Louisville, Tulane, Marshall and Appalachian State among others...played safety for coach Anthony Dixon at South Fort Myers High School...posted 131 tackles (112 solo), 17 tackles for loss, five sacks, six caused fumbles, three interceptions and a fumble recovery in three seasons...posted 54 tackles (35 solo), two tackles for loss, a sack and two interceptions in his senior campaign (2015), in which he missed several games with injury...team posted an 8-3 record in his senior season...in his junior year, he logged 50 tackles, nine tackles for loss, four sacks and an interception...also ran for 68 yards and logged 109 yards receiving on his career...jumped 6-6 in the high jump and 45-7 in the triple jump...earned three letters in football and two in basketball and track.

**PERSONAL:** Born July 31, 1998 in Fort Myers...the son of Andre Polk Sr. and Shanika Idlette...full name is Andre Demetrius Polk, Jr.... relatives Ta' Jarvis Fuller (Troy) and Teh'ron Fuller (Appalachian State) played college football.



**GRANT  
POLK**

**OL | So. | 6-6, 314 |**

**Punta Gorda, Fla. |**

**Charlotte HS | Virginia |**

**79**

**2016:** Joined USF team during 2016 fall camp...sat out the season under NCAA transfer rules.

**2015 (AT VIRGINIA):** Did not appear in any games ... a redshirt season ... enrolled in January and participated in spring practice.

**CHARLOTTE HIGH SCHOOL:** An offensive tackle at Charlotte High School for head coach Binky Waldrop ... rated a three-star recruit by ESPN.com, Rivals.com, Scout.com and 247Sports ... named an Associated Press first-team all-state 7A honoree ... two-time honoree on the Charlotte Sun all-area team ... twice named to the Sarasota Herald Tribune all-area team ... named to the 2013 and 2014 Florida Athletic Coaches Association District 8 team ... named team's most valuable offensive lineman in 2014 ... spent sophomore year of high school in North Carolina at Charles D. Owen High School, where he also played defensive tackle and defensive end ... also played baseball and basketball

**PERSONAL:** Son of Mike and Jeannine Polk ... has an older brother, T. Crosland Polk ... member of Young Life ... enjoys fishing...a communication major.

2017 **USF** FOOTBALL

OUTLOOK

PLAYERS

COACHES

REVIEW

RECORDS

HISTORY

USF

MEDIA



## 2017 **USF** PLAYERS

2017 **USF** FOOTBALL



### MARQUIES **PRICE**

**DE | Jr. | 6-6, 254 |**

**Fort Valley, Ga. |**

**Peach County HS | Duke |**

**92**

**2016 (DUKE):** Started all 11 games he played in, totaling 23 tackles, 3.5 tackles for loss, 2.0 sacks and six quarterback hurries.

**2015 (DUKE):** Played in 10 games with three starts ... missed weeks against Georgia Tech, Wake Forest and Indiana ... earned starting assignments versus N.C. Central, North Carolina and Virginia ... carded 11 tackles, 3.5 TFL and 1.5 quarterback sacks ... had 2+ tackles in three games including a season-high four stops at Virginia ... added 1.5 TFL and 0.5 sack against the Cavaliers ... against Miami, forced Hurricane QB Malik Rosier into an intentional grounding penalty in the end zone for a safety ... one of five Duke freshmen to earn varsity letter, joining Brandon Boyce, Ben Humphreys, Jeremy McDuffie and T.J. Rahming ... on the field for 217 snaps ... enrolled at Duke in January, 2015.

**PEACH COUNTY HIGH SCHOOL:** Three-year letterman at Peach County High School for coach Chad Campbell ... rated by Rivals.com as the No. 36 weakside defensive end ... as a senior, recorded 37 tackles with 6.0 sacks and two caused fumbles while helping Peach County to a 10-0 regular season and AAA Region 2 championship with an 8-0 mark ... as a junior, tallied 49 tackles, including 3.0 sacks and a trio of forced fumbles ... team went 8-4 and advanced to the second round of the Georgia High School Association AAA playoffs ... during sophomore campaign, squad made it to the third round of the Georgia High School Association AAA playoffs and finished 10-3.

**PERSONAL:** Son of Janice Smith ... has one younger brother, Jonathan... born June 23, 1997... hobbies include extra weight workouts, watching TV, spending time with family and friends.



### GREG **REAVES**

**DE | So. | 6-2, 243 |**

**Bradenton, Fla. |**

**Manatee HS | Air Force Prep Acad.**

**41**

**2016:** Earned a scholarship at the end of fall camp...entered the first week of the 2017 season No. 1 on the depth chart at one of the two defensive end positions.

**2016:** Totaled seven tackles, seeing action in eight games... saw extensive action on special teams.

**2015:** Joined the team as a walk-on...did not see playing time...earned the team's Scout Team Award for defense.

**MANATEE HIGH SCHOOL:** A three-sport athlete at Manatee, competing in football, basketball, and track ... helped the Hurricanes to a State championship in 2011 ... logged 87 tackles, one sack, one interception and a caused fumble in a his senior season...helped Manatee go 11-1...posted 38 tackles as a junior...tallied 125 career tackles...named the Manatee County Defensive Player of the Year and earned All-State honors.

**PERSONAL:** Born Aug. 20, 1996 ... son of Wanda and Greg Reaves...a pre-management major.



### HAL **ROBERSON**

**OL | RFr. | 6-1, 316 |**

**Sarasota, Fla. |**

**Riverview HS |**

**67**

**2016:** Joined team as a walk-on...a redshirt season.

**RIVERVIEW HS:** After spending his first three seasons as strictly an offensive lineman, he shed 50 pounds before his senior year to play both guard and defensive tackle...as a defender, he made 33 tackles, 6.5 TFL, and three sacks in his senior year...on offense, he played a couple different line positions in the Sharks' option system.

**PERSONAL:** a pre-marketing major.



## 2017 **USF** PLAYERS



**NICK  
ROBERTS**

**DB | Fr. | 5-11, 182 |**

**Jacksonville, Fla. |**

**Oak Leaf HS |**

**OAKLEAF HIGH SCHOOL:** Played for Steve Reynolds at Oakleaf High School... named Florida All-State Class 7A First Team as a senior after posting six interceptions, five pass breakups and 34 tackles... in his career, totaled 17 interceptions, 21 pass breakups, 136 tackles, 6.5 tackles for loss and two fumble recoveries... totaled three interceptions, including a 60-yard pick-6, in the 2016 season opener... as a junior, posted three interceptions, five pass breakups and two fumble recoveries... totaled seven interceptions and 64 tackles as a sophomore... rated as a three-star recruit by 247Sports, Rivals and Scout... rated as the 14th-best cornerback recruit in Florida by Scout.

**PERSONAL:** Son of Tonya and Shawn Roberts... has one brother, Willie (28), and one sister, Ebony (30)... born on June 21, 1999... involved in community service reading to elementary school kids on Fridays... hobbies include shooting at the gun range... high school Honor Roll student... majoring in communication.



**CAMERON  
RUFF**

**OL | Gr. | 6-3, 320 |**

**Tampa, Fla. |**

**Jesuit HS |**

### 2017 RIMINGTON TROPHY WATCH LIST

#### 2016 **USF** OFFENSIVE LINEMAN OF THE YEAR

#### CO-PRESIDENT **USF** STUDENT-ATHLETE ADVISORY COMMITTEE (SAAC)

#### AAC REPRESENTATIVE TO 2016 NCAA STUDENT-ATHLETE LEADERSHIP FORUM

**2016:** Started all 13 games at center after winning the job in fall camp... 13 career starts... earned the team's Offensive Lineman of the Year award... helped the Gulf Coast Offense set school records with 77 touchdowns, 47 rushing touchdowns (third in the FBS), 3,709 rushing yards and 6,650 yards of total offense, while ranking in the top 20 in the nation in sacks allowed (1.15)... helped the Bulls extend their nation-leading streak of 30-plus point games to 17... paved the way for USF to finish the season ranked fourth nationally in scoring offense (43.8 ppg), fifth in rushing offense (285.3 ypg) and 11th in total offense (511.5 ypg).

**2015:** Appeared in six games as a backup to Dominique Threatt at the right guard position.

**2014:** Ruff started one game and saw action in two on the year... was number two on the depth chart at center behind three-year starter Austin Reiter, who missed just a handful of snaps over that span... started at left guard vs. Maryland (9/6)... lettered.

**2013:** Redshirt season.

#### JESUIT HIGH SCHOOL:

Coached by James Harrell at Jesuit ... a versatile, two-way player who was a three-year starter, all-state and two-time all-county selection ... played in the FACA North-South All-Star game ... a first-team 5A all-state selection by The Associated Press as a senior ... a first-team all-Suncoast and all-Hillsborough pick ... earned the team's MVP award ... led the way for Jesuit to rush for 1,843 yards ... also posted 36 tackles, five sacks, 11 TFL and a fumble recovery ... ranked 46th in the Tampa Bay Times' Top 100 and 34th in the Orlando Sentinel's Mid-West Super 60 entering his senior year ... a second-team All-Hillsborough selection as a junior ... posted 14 pancakes, 19 tackles, a sack and an INT ... helped the Tigers average 153 rushing yards per game ... led Jesuit to an 11-2 record and a berth in the regional finals ... earned the teams' Iron Man award ... added 24 tackles, three sacks and seven TFL as a sophomore ... also lettered in track and field.

**PERSONAL:** Born in Birmingham, Ala. ... moved to Tampa when he was 6 months old ... son of Calvin and Kim Ruff... earned his degree in management in the spring of 2017... co-president of USF's Student-Athlete Advisory Committee (SAAC)... selected as the American Athletic Conference representative to attend 2016 NCAA Student-Athlete Leadership Forum.



OUTLOOK

PLAYERS

COACHES

REVIEW

RECORDS

HISTORY

USF

MEDIA





**DARNELL SALOMON**

**WR | So. | 6-3, 209 |**

**Miami, Fla. |**

**Miami Central |**

**NOTABLE:** Had two catches for 82 yards and a touchdown in the 2017 Spring Game.

**2016:** Saw action in eight games...made his first career catch vs. UConn (10/15)...had two catches for 14 yards on the year.... helped the Gulf Coast Offense set school records with 77 touchdowns and 6,650 yards of total offense.

**HIGH SCHOOL:** Rated as a four-star recruit by 247Sports, ESPN, Rivals, Scout ... rated as the 11th-best receiver in the state of Florida by Scout... rated as the No. 15 overall receiver recruit by ESPN... also received offers from Alabama, Arkansas, Auburn, Clemson, Florida, FSU, Georgia, Georgia Tech, Kentucky, Louisville, LSU, Miami, Mississippi State, Nebraska, Notre Dame, Oklahoma, Oregon, South Carolina, Syracuse, Tennessee, Texas, UCF, USC, West Virginia, Wisconsin, Washington State, Temple...played for Roland Smith at Miami Central, which went 10-2 and won the Class 6A championship in 2015 ... team MVP...named to the Florida All-State Class 6A Third Team as a senior... caught 32 passes for 527 yards and eight touchdowns as a senior... rated as the top recruit from Miami-Dade County by the Miami Herald...invited to the Rivals Five-Star Challenge... first-team All-Dade as a junior and senior... a four-year starter who was a part of two state championship teams... totaled 136 receptions for 2,565 yards and 31 touchdowns in his prep career...played his sophomore and junior seasons at Champagnat in Hialeah... played as a freshman at Hollywood Hills.

**PERSONAL:** Born on July 3, 1997 in Miami...the son of Stephanie Salomon...pre-general business major.

**SALOMON - CAREER STATISTICS**

Year	G-GS	REC	YARDS	AVG, TD	LONG
2016	8-0	2	14	7.0 0	8

**SALOMON'S CAREER HIGHS**

Receptions..... 1, 2X, last vs. UCF (11/26/16)  
 Receiving Yards..... 8, vs. UCF (11/26/16)  
 Long..... 8, vs. UCF (11/26/16)



**AUGGIE SANCHEZ**

**LB | Gr. | 6-2, 245 |**

**St. Petersburg, Fla. |**

**Northeast HS |**

**NAGURSKI AWARD CANDIDATE**

**WUERFFEL AWARD CANDIDATE**

**303 CAREER TACKLES ARE SECOND NATIONALLY AMONG ALL RETURNERS**

**TWO-TIME SECOND TEAM ALL-CONFERENCE SELECTION (2015 & 2016)**

**120 TACKLES IN 2015 ARE SECOND-MOST EVER AT USF, 1 OFF RECORD**

**7TH ON USF CAREER TACKLES CHART (303)**

**2016:** Second-team all-conference selection... started all 13 games at "MIKE" linebacker, the quarterback of USF's 4-2-5 defensive scheme... posted 100 tackles in consecutive seasons...his 120 tackles rank second on USF's all-time season list and one off the record... led the team with 6.0 sacks, a career high... ranked second on the team with 8.5 tackles for loss to go along with an interception, a forced fumble, a fumble recovery and three pass breakups... ranks seventh on USF's all-time tackles list with 303 career stops... led the team in tackles in six games: Towson (7), NIU (13), Syracuse (13), UConn (11), SMU (14) and the Birmingham Bowl (9)...tied a career high with 14 tackles at SMU (11/19)... set a career high with 3.0 sacks and 3.0 tackles for loss against UConn (10/15)... posted his second-career interception against UCF (11/26)... tied for the team lead with nine tackles in the Birmingham Bowl (12/29).

**2015:** A second-team all-conference selection... named the team's Defensive MVP at the annual awards banquet...started all 13 games at middle linebacker...led the team in tackles in eight games...totaled a team-best 117 tackles, tied for second-most in a season in USF history...added 8.5 tackles for loss (tied for third-most), 0.5 sacks, one pass break-up and one fumble recovery...ranked fourth in the AAC in tackles (9.0 tpg)...ranked second in the AAC in conference play in tackles (81)...registered double-digit tackles in five contests...posted a team-best 10 tackles in season-opening win over FAMU (9/4)...led the team with 12 tackles at Memphis (10/2)...assisted on his first career sack and notched nine tackles in a 45-24 Homecoming win over Syracuse (10/10)...posted nine tackles and recovered a fumble in a 38-14 victory over SMU (10/24)...set a new career-high with 14 tackles at Navy (10/31)...logged 11 tackles, including a career-best 3.0 tackles for a loss in a 22-17 road win at East Carolina (11/7)...led the team in tackles in the final three games, including posting nine vs. Cincinnati (11/20), eight at UCF (11/26) and 11 (10 solo) in the Miami Beach Bowl (12/21).

**2014:** In his first season on the field, Sanchez started all 12 games at middle linebacker... earned Frank Morsani Leadership Award...finished fourth on the team with 65 tackles (36 solo) and added 2.0 tackles for loss, one interception, two pass break-ups and a recovered fumble...returned a fumble 21 yards for a touchdown and also had an interception to go with three tackles vs. Maryland (9/6)...posted three or more tackles in every game... logged a season-high 11 tackles to lead USF in a win at Tulsa (10/18)...had eight tackles at Cincinnati (10/24)...posted seven tackles vs. Houston (11/1) and vs. UCF (11/28)... had six tackles at Memphis (11/22)...averaged seven tackles per game over the final six games...lettered.

**2013:** A redshirt season.

**NORTHEAST HIGH SCHOOL:** Coached by Mike Jalazo at Northeast ... a three-year starter who was a two-time all-state and three-time all-county selection ... tallied 298 tackles and 39 sacks during his three prep seasons ... an honorable mention 7A all-state selection by The Associated Press as a senior ... an all-Pinellas selection and an honorable mention all-Suncoast pick ... voted team captain ... posted 160 tackles, 3.5 sacks, 16 TFL, eight pressures, two INTs and a forced fumble ... ranked 34th in the Tampa Bay Times' Top 100 entering his senior year ... a third-team 7A all-state selection by The AP as a junior ... a second-team all-Suncoast pick ... tallied 78 tackles, 18.5 sacks, 27 TFL, 13 pressures, an INT and two forced fumbles ... earned all-Pinellas and all-Tampa Bay honors as a sophomore ... recorded 60 tackles and 17 sacks ... also lettered in basketball.



**PERSONAL:** Born on Nov. 21, 1994 in St. Petersburg, Fla. ... lived in Miami from ages 5-7 ... son of Suzanne Sanchez ... full name is Augustin Alberto Sanchez...brother, Armando, played football at USF from 2008-11 ... was a member of the National Honor Society...an avid fisherman who has caught six varieties of game fish in Tampa Bay and hopes to own his own charter boat one day...graduated with a 3.5 grade-point average in communications at USF in fall of 2016.

**SANCHEZ - CAREER STATISTICS**

YEAR	GP-GS	SOLO	AST	TOT	TFL	SACKS	INT	PBU	FF	FR
2014	12-12	36	30	66	2.0	0-0	1	2	0	1
2015	13-12	73	44	117	8.5	0.5-2	0	1	0	1
2016	13-13	67	53	120	8.5	6.0-33	1	3	1	1
<b>Career</b>	<b>38-37</b>	<b>176</b>	<b>127</b>	<b>303</b>	<b>19.0</b>	<b>6.5-35</b>	<b>2</b>	<b>6</b>	<b>1</b>	<b>3</b>

**SANCHEZ'S CAREER HIGHS**

Tackles..... 14, 2X, last at SMU (11/19/16)  
 Sacks..... 3.0, vs. UConn (10/15/16)  
 TFL..... 3.0, vs. UConn (10/15/16)  
 FR..... 1, 3X, last vs. Florida State (9/24/16)  
 TD..... 1, vs. Maryland (9/6/14)  
 INT..... 1, 2X, last vs. UCF (11/26/16)  
 PBU..... 1, 4X, last vs. East Carolina (10/8/16)

**SANCHEZ GAME-BY-GAME STATS**

**2016 Tackles (Total-Solo-Assists)**

Towson 7-5-2; Northern Illinois 13-8-5; Syracuse 13-5-8; Florida State 7-4-3; Cincinnati 8-2-6; East Carolina 6-3-3; UConn 11-8-3; Temple 6-6-0; Navy 8-4-4; Memphis 6-5-1; SMU 14-6-8; UCF 9-5-4; South Carolina 9-6-3.

**2015 Tackles (Total-Solo-Assists)**

Florida A&M 10-4-6; Maryland 6-5-1; Memphis 12-8-4; Syracuse 9-5-4; UConn 10-5-5; SMU 9-4-5; Navy 14-9-5; East Carolina 11-8-3; Temple 6-6-0; Cincinnati 9-6-3; UCF 8-3-5; Western Kentucky 11-10-1.

**2014 Tackles (Total-Solo-Assists)**

Western Carolina 4-2-2; Maryland 3-2-1; NC State 4-3-1; UConn 4-0-4; Wisconsin 4-3-1; East Carolina 4-3-1; Tulsa 11-4-7; Cincinnati 8-4-4; Houston 7-4-3; SMU 3-1-2; Memphis 5-4-1; UCF 6-4-2.



**BENTLEE SANDERS**

**DB | Fr. | 5-9, 180 |**

**Tampa, Fla. |**

**Tampa Catholic HS |**

**TAMPA CATHOLIC HIGH SCHOOL:** Played for Mike Gregory at Tampa Catholic... named an All-Hillsborough Team honorable mention as a senior and junior... earned team defensive MVP honors his final two seasons... No. 39 on the Tampa Bay Times HomeTeam 100... played for the South team at the North-South All-Star FACA Football Classic in 2016... as a junior, totaled 56 total tackles (36 solo), two tackles for loss, three interceptions, a forced fumble and a blocked field goal...also tallied 472 return yards (373 kickoff return yards and 99 punt return yards) and five touchdowns...named to Florida High School Football's 2015 Class 3A All-state second team... rated as a three-star recruit by 247Sports and Rivals.

**PERSONAL:** Son of Sally and Gregory Sanders... has three sisters, Shai, Ava and Else... born on Sept. 17, 1998... majoring in business.

2017 **USF** PLAYERS



**TREVON SANDS**

**RB | So. | 5-11, 205 |**

**Miami, Fla. |**

**Southwest Miami HS |**

**2016:** Appeared in nine games, carrying the ball eight times for 26 yards with a long of 9 yards, and playing special teams...made seven tackles covering kickoffs...added more than 15 pounds in the weight room.

**SOUTHWEST MIAMI HIGH SCHOOL:** Rated a three-star recruit, Sands originally signed with USF in 2014... also received offers from West Virginia, Appalachian State, Akron and FIU...played for coach Timothy Neal at Southwest Miami HS...saw action as a quarterback ...rushed 69 times for 447 yards and nine touchdowns as a senior...also posted a team-leading 27 catches for 413 yards and five touchdowns...rushed 93 times for 635 yards and 18 touchdowns in 2013...also had 21 catches for 572 yards and 65 total tackles... selected for the Miami-Dade North Vs. South All-Star Game... listed at No. 14 in the Miami-Herald's Miami-Dade County Top 25 Recruits.

**PERSONAL:** A criminology major.



**NICO SAWTELLE**

**LB | So. | 6-2, 220 |**

**Jensen Beach, Fla. |**

**Jensen Beach HS |**

**2016:** Emerged as the backup at the "WILL" linebacker position... posted 16 tackles in 11 games, including a career-best four stops against Towson (9/3)...registered at least one tackle in seven games this season...recovered his first fumble in the season opener against Towson (9/3).

**JENSEN BEACH HIGH SCHOOL:** A three-star recruit, Sawtelle posted 132 total tackles and 12 sacks as a senior on the way to Florida All-State Class 6A Third-Team honors...racked up 154 total tackles, 16 tackles for loss and 11 sacks as a junior... posted 359 career tackles, 25 sacks, four fumble recoveries and three interceptions...team captain...Scripps Super 11... team MVP...first team all-area...defensive MVP as a junior...third team all-state as a junior... three-time all-area pick...four-year letterman...three-year letterman in track...also received offers from Central Connecticut State, Colgate, FIU, FAU, Southern Illinois.

**PERSONAL:** Born June 13, 1996 in Stuart, Fla...the son of Lisa and Mike Sawtelle...a four-year honor roll student...involved in community service - Meals On Wheels, Big Brothers & Big Sisters, Relay For Life and fostered dogs...has a younger brother, Makai, and two younger sisters, Kiana and Naiya...father, Mike, wrestled at West Virginia...mother, Lisa, played volleyball and ran track at Hillsdale College.

**SAWTELLE - CAREER STATISTICS**

YEAR	GP-GS	SOLO	AST	TOT	TFL	SACKS	INT	PBU	FF	FR
2016	11-0	11	5	16	0	0	0	0	0	1

**SAWTELLE'S CAREER HIGHS**

Tackles..... 4, vs. Towson (9/3/16)

**SAWTELLE GAME-BY-GAME**

**2016 Tackles (Total-Solo-Assists)**

Towson 4-2-2; Northern Illinois 1-1-0; Florida State 2-1-1; Cincinnati 3-1-2; East Carolina 1-1-0; UConn 1-1-0; Temple 2-2-0; Navy 2-2-0.

2017 **USF** FOOTBALL

OUTLOOK

PLAYERS

COACHES

REVIEW

RECORDS

HISTORY

USF

MEDIA



# 2017 **USF** PLAYERS

2017 **USF** FOOTBALL



## DEADRIN **SENAT**

**DT | Gr. | 6-1, 296 |**

**Immokalee, Fla. |**

**Immokalee HS |**

**NAGURSKI AWARD CANDIDATE**  
**OUTLAND TROPHY CANDIDATE**  
**2016 SECOND-TEAM ALL-CONFERENCE**

**2016:** Second-team all-conference selection... earned team's Defensive MVP award... started 12 games at defensive tackle and played in all 13... led USF defensive linemen and set a career high with 49 tackles... his 34 solo tackles, 7.0 tackles for loss and a sack are also career highs... made a career-high 10 tackles at Syracuse (9/17)... posted his first-career sack at Temple (10/21)... totaled three tackles, a tackle for loss and a forced fumble in the Birmingham Bowl (12/29)... registered tackles in 12 games this season.

**2015:** Appeared in 12 of 13 games, including 10 starts at the DT position...46 tackles, led defensive linemen and ranked fifth-most on the team...added 5.5 tackles for loss, one fumble recovery and one forced fumble...recorded eight tackles at No.11/8 Florida St. (9/12)...set a career high with nine tackles at Maryland (9/19)...career-best 1.5 tackles for loss in a 45-24 homecoming win over Syracuse (10/10)...logged four tackles and recovered a fumble in a 38-14 win against SMU (10/24)...tied his season-high mark of 1.5 tackles for loss and added a forced fumble in a 22-17 road win at East Carolina (11/7).

**2014:** In his first season on the field, Senat started two games and saw action in all 12... posted 18 tackles and 0.5 tackles for loss on the year...made his first career start at Wisconsin (9/27) and also started in the Bulls' win at Tulsa (10/18), making a season-high six

tackles in that game...posted tackles in seven games...had three tackles vs. N.C. State (9/13)...lettered.

**2013:** Redshirt season.

**IMMOKALEE HIGH SCHOOL:** Coached by Jerrod Ackley at Immokalee ... a two-way standout that started on both sides of the ball ... tallied 156 tackles, four sacks, 12.5 TFL, 11 pressures, two forced fumbles and three fumble recoveries over his final two prep seasons ... tabbed Medium Schools All-American by Max Preps ... a first-team 5A all-state selection by The Associated Press as a senior ... a first-team all-area honoree ... posted 89 tackles, three sacks, 6.5 TFL, six pressures, a forced fumble and two fumble recoveries ... also had five pancake blocks on offense ... led the Indians to an 11-4 record and a trip to the state championship game ... ranked eighth on the Orlando Sentinel's MidWest Super 60 list entering his final season ... a second-team 5A all-state selection by The AP as a junior ... named Naples Daily News Defensive Player of the Year ... tabbed first-team all-area and all-county ... tallied 67 tackles, a sack, six TFL, five pressures, two PBU, a forced fumble and a fumble recovery ... also had 18 pancake blocks on offense ... helped Immokalee to an 11-2 record and a berth in the regional final ... added 21 tackles, three TFL, a pressure and a forced fumble as a sophomore.

**PERSONAL:** Born in Naples, Fla. ... the son of Guy Senat...earned his degree in interdisciplinary social science in the summer of 2017.

### SENAT - CAREER STATISTICS

YEAR	GP-GS	SOLO	AST	TOT	TFL	SACKS	INT	PBU	FF	FR
<b>2014</b>	12-2	8	10	18	0.5	0-0	0	0	0	0
<b>2015</b>	12-10	27	19	46	5.5	0-0	0	0	1	1
<b>2016</b>	13-12	34	14	49	7.0	1.0	0	1	1	0
<b>Career</b>	36-24	69	43	113	12.5	2.0	0	1	1	1

### SENAT'S CAREER HIGHS

Tackles..... 10, at Syracuse (9/17/16)  
Sacks..... 1.0, at Temple (10/21/16)  
TFL..... 1.5, vs. Syracuse (10/10/15)  
FR..... 1, vs. Syracuse (10/10/15)  
FF..... 1, vs. S. Carolina, Birmingham Bowl (12/29/16)

### SENAT'S GAME-GY-GAME

#### 2016 Tackles (Total-Solo-Assists)

Towson 4-3-1; Northern Illinois 1-1-0; Syracuse 10-6-4; Florida State 6-2-4; Cincinnati 3-1-2; East Carolina 5-5-0; UConn 4-2-2; Temple 4-4-0; Navy 4-3-1; Memphis 4-4-0; UCF 1-1-0; South Carolina 3-2-1.

#### 2015 Tackles (Total-Solo-Assists)

Florida A&M 2-1-1; Florida State 8-5-3; Maryland 9-7-2; Memphis 4-2-2; Syracuse 2-1-1; UConn 3-1-2; SMU 4-1-3; Navy 3-3-0; East Carolina 5-3-2; Cincinnati 3-2-1; UCF 2-1-1; Western Kentucky 1-0-1.

#### 2014 Tackles (Total-Solo-Assists)

Maryland 1-1-0; NC State 3-2-1; Wisconsin 2-1-1; East Carolina 2-2-0; Cincinnati 2-0-2; Houston 2-1-1.



## TRENT **SHAW**

**LB | SO. | 6-2, 223 |**

**Lutz, Fla. |**

**Steinbrenner HS |**

**2016:** Did not see action.

**STEINBRENNER HIGH SCHOOL:** Shaw played basketball and football at Steinbrenner HS...posted 48 tackles and two interception in his senior season...logged 80 total tackles and three interceptions on his career..

**PERSONAL:** A pre-accounting major.

OUTLOOK

PLAYERS

COACHES

REVIEW

RECORDS

HISTORY

USF

MEDIA

## 2017 **USF** PLAYERS



RILEY  
**SHEEHAN**

TE | So. | 6-3, 240 |

Sarasota, Fla. |

Riverview HS |

40

**2016:** Did not see action.

**RIVERVIEW HIGH SCHOOL:** Earned all-area, all-county and second team all-region honors in his senior season...posted 74 tackles, 17 sacks, four fumble recoveries, an interception and a defensive touchdown...two-year team captain...three-year letterman in football...three-year letterman in weightlifting...weightlifting team MVP in senior year...finished first in county as a senior and second as a junior.

**PERSONAL:** Born Jan. 31, 1997 in Sarasota...the son of Debra Sheehan...a pre-general business major.



CHAUNCY  
**SMART**

WR | Fr. | 5-8, 167 |

Auburndale, Fla. |

Auburndale HS |

21

**AUBURDLE HIGH SCHOOL:** Played football and ran track for his first three years of high school, before focusing solely on track in his fourth year...one of the top 100-meter runners in the state, winning county, district, regional and state championship titles...won the 100 meters in the 2017 FHSAA 3A State Championship meet and was second in 2016, 0.01 behind the winner...named Auburndale's Athlete of the Year both his junior and senior years...recorded a personal-best of 21.79 seconds in the 200 meters as a senior...finished fifth in the 100 meters in the state championship meet in 2015...posted times of 6.43 in the 55 meters, 10.3 in the 100 and 21.79 in the 200...finished third in the 100 meters at the Brooks PR Invitational in Seattle, a national meet...played at running back and cornerback in high school...earned the highest rating (121.5) at the 2016 Nike+ Football Rating Day...rated as a three-star recruit by 247Sports and Rivals... a track sprinter and state 100-meter champion who originally signed to compete in track at Florida State in the 2016 early signing period...also had offers from Florida and Iowa for track and West Virginia, Michigan State, UCF, Western Kentucky, Western Michigan and several others for football...was ranked No. 1 in Florida and No. 3 in the nation at 100 meters for the class of 2017...has a 40-inch vertical and timed at 4.37 in the 40, both among the best in the 2017 football signing class nationally.

**PERSONAL:** The son Tanisha and Roderick Copeland...has a brother, Marcus, and two sisters, Kalliah and Destiny...plans to major in health science.



RANDALL  
**ST. FELIX**

WR | Fr. | 6-2, 209 |

Miami, Fla. |

Dr. Michael M Krop HS |

84

**DR. KROP HIGH SCHOOL:** Played for Mike Farley at Dr. Krop... rated as the fifth-best receiver in the Miami-Dade area by the Miami Herald prior to his senior year... led his team with 400 receiving yards and five touchdown catches on 15 receptions as a senior... also rushed for 83 yards and a touchdown, while throwing for 175 yards and three touchdowns...All-Dade honorable mention as a junior after posting 499 receiving yards and eight touchdowns on 30 receptions...rated as a three-star recruit by Rivals.

**PERSONAL:** Born on Dec. 3, 1998 in New York City... son of Marie Gassant...moved to Miami when he was 3 years old.



JEREMIAH  
**STAFFORD**

OL | Fr. | 6-4, 320 |

Citra, Fla. |

North Marion HS |

71

**NORTH MARION HIGH SCHOOL:** As a senior, named to Florida All-State Class 5A Third Team and all-county first team... selected to play in the first-ever Marion County All-Star game... helped his team generate nearly 3,000 yards of offense in nine games in 2016... rated as a two-star recruit by 247Sports, Rivals and Scout... also played for Trinity Catholic.

**PERSONAL:** Son of Grady and Latwanita Stafford... hobbies include playing basketball...majoring in business...born on Sept. 22, 1998.



## 2017 **USF** PLAYERS

2017 **USF** FOOTBALL



### Mi' CARIO **STANLEY**

**DT | RFr. | 6-2, 270 |**

**Cape Coral, Fla. |**

**North Fort Myers HS |**

**2016:** Redshirt season...put on nearly 50 pounds in the weight room (going from 225 to 274) as he moved from linebacker to defensive lineman.

**NORTH FORT MYERS HIGH SCHOOL:** Rated as a three-star recruit by ESPN, 247Sports, Rivals, Scout... also received offers from Louisville, Georgia Southern, Marshall, South Alabama, Toledo, Western Kentucky...played for former Tampa Bay Buccaneer Earnest Graham at North Fort Myers his senior year after playing for Larry Gary at Cape Coral... registered 115 tackles, 27 tackles for loss, three forced fumbles and two interceptions in senior season... returned an interception 60 yards for a touchdown...named to all-area defense first team by the News-Press as a senior...team captain...first team all-county... posted 48 solo tackles, three sacks, six quarterback hurries, an interception and three pass deflections in 2014 for Cape Coral... named all-area defense honorable mention by the News-Press as a junior...four-year letterman.

**PERSONAL:** Born May 5, 1997 in Fort Myers...the son of Latoya Weaver...plans to major in business...brother, Lucious Stanley, is playing at UAB...cousins Tyrell Banks played at Coastal Carolina and cousin Travis Blanks plays at Clemson...cousin Tommy Fagan played at Florida State and LSU and for the NFL's Green Bay Packer and Atlanta Falcons...cousin Warren Williams played at Miami.

OUTLOOK

PLAYERS

COACHES

REVIEW

RECORDS

HISTORY

USF

MEDIA



### TREVOR **STEINKE**

**WR | Sr. | 5-11, 185 |**

**Lutz, Fla. |**

**Hillsborough HS | Weber International**

**2016:** Did not see action

**2015:** Did not see action.

**2014:** Joined USF through walk-on process.

**WEBBER INTERNATIONAL UNIVERSITY:** Signed to play at NAIA school near Lake Wales, Fla., in 2013...switched to wide receiver, but did not record any statistics in 2013.

**HILLSBOROUGH HIGH SCHOOL:** Started at Freedom High School in Tampa before transferring to Hillsborough as a junior in 2011 to play running back...ran for 119 yards at Hillsborough HS...In 2012, Steinke broke his leg and missed most of the season.

**PERSONAL:** A biomedical sciences major.



### JABREEL **STEPHENS**

**DE | Fr. | 6-5, 234 |**

**Seffner, Fla. |**

**Armwood HS |**

**ARMWOOD HIGH SCHOOL:** Played for Sean Callahan at Armwood High School... as a senior, named to the Florida All-State Class 6A Third Team after posting 61 tackles (36 solo), 12 tackles for loss, 11 sacks, five blocked punts, four forced fumbles and five pass breakups... as a junior, totaled 92 tackles, eight sacks, three forced fumbles, one interception, a blocked field goal and five pass breakups... totaled 21 sacks in his final three seasons... rated as a three-star recruit by 247Sports, Rivals and Scout... rated as the eighth-best defensive end recruit in the state of Florida by Scout (22nd in south, 53rd nationally)... previously attended Jefferson High School.

**PERSONAL:** Son of Rosa and Karenga Stephens... born on June 20, 1999 in Tampa.



### DANNY **THOMAS**

**LB | Jr. | 6-1, 230 |**

**Fort Lauderdale, Fla. |**

**Amos P. Godby HS |**

**2016:** The backup at "MIKE" linebacker and a strong special teams player ... played in 11 games...set career highs with 23 tackles (18 solo) and a tackle for loss...posted a season-high five tackles against Syracuse (9/17/16) and SMU (11/19/16)...registered his first-career tackle for loss against NIU (9/10).

**2015:** Appeared in 12 of 13 games, playing special teams and linebacker...totaled 10 tackles...made his collegiate debut with one tackle in a 51-3 rout of FAMU (9/12)...set a career high with six tackles at No.11/8 Florida St. (9/12)...tallied tackles in contests at Maryland (9/19), at UConn (10/17) and in the Miami Beach Bowl (12/21).

**AMOS P. GODBY HIGH SCHOOL:** Rated a three-star recruit and No. 34 outside linebacker in the nation by Rivals...ranked among the Florida Final Top 100 recruits...third-team Florida Class 5A All-State selection...posted 65 tackles, 14.5 tackles for loss and six sacks while recovering two fumbles, one for a touchdown, in his senior season...also caught two passes for 49 yards and a touchdown...a Sun Sentinel All-County First Team selection as a junior after registering 114 tackles and 14 sacks at Cypress Bay HS (Fort Lauderdale)... was a three-year starter for the Cypress Bay before transferring to Godby HS (Tallahassee) for his senior season.

**PERSONAL:** A communication major.

#### THOMAS - CAREER STATISTICS

YEAR	GP-GS	SOLO	AST	TOT	TFL	SACKS	INT	PBU	FF	FR
2015	12-0	6	4	10	0	0-0	0	0	0	0
2016	11-0	18	5	23	1.0	0-0	0	0	0	0
<b>Career</b>	<b>23-0</b>	<b>24</b>	<b>9</b>	<b>33</b>	<b>1.0</b>	<b>0-0</b>	<b>0</b>	<b>0</b>	<b>0</b>	<b>0</b>

#### THOMAS' CAREER HIGHS

Tackles..... 6, at Florida State (9/12/15)  
Sacks..... -  
TFL ..... 1.0, vs. NIU (9/10/16)

**THOMAS GAME-BY-GAME**

**2016 Tackles (Total-Solo-Assists)**

Towson 2-2-0; Northern Illinois 2-2-0; Syracuse 5-4-1; Florida State 2-1-1; East Carolina 1-0-1; Temple 4-4-0; Navy 2-1-1; SMU 5-4-1.

**2015 Tackles (Total-Solo-Assists)**

Florida A&M 1-0-1; Florida State 6-5-1; Maryland 1-1-0; UConn 1-0-1; Western Kentucky 1-0-1.



**DONELLE THOMAS**

**DB | Fr. | 5-11, 188 |**

**Miami, Fla. |**

**Carol City HS |**

**CAROL CITY HIGH SCHOOL:** Played for Aubrey Hill at Carol City (Miami)... helped the Chiefs win the Florida Class 6A State Championship in his senior season... intercepted a pass in the Chiefs' 14-6 state championship game victory over Lake Gibson... part of a defense that allowed a South Florida-best 105.1 yards per game... intercepted five passes in 2016... as a senior, posted seven interceptions and 30 tackles...earned all-state and All-Dade honors... rated as a three-star recruit by 247Sports... named one of the Miami Herald's top 25 players for the 2017 class.

**PERSONAL:** Son of Jacqueline Carter... born on Nov. 9, 1998 in Miami... joined at USF by Carol City teammates Naytron Culpepper and Ke Vaughn Dingle... majoring in communication.



**2017 USF PLAYERS**



**JAYMON THOMAS**

**S | Jr. | 6-3, 190 |**

**Immokalee, Fla. |**

**Immokalee HS |**

**2016:** Appeared in all 13 games with four starts at the "Rover" safety position...set a career high with 55 total tackles (43 solo), good for fifth on the team...set career highs with 5.0 tackles for loss, two sacks, two forced fumbles, two fumble recoveries and a pass breakup...set a career high with seven tackles against Towson and UConn... finished with a career-high 2.0 tackles for loss and a sack against UConn (10/15)... posted seven tackles and his first-career fumble recovery against Towson (9/3)... forced his first fumble and made five tackles at Cincinnati (10/1)... totaled five tackles, 2.0 tackles for loss, a sack, a forced fumble and a fumble recovery in the Birmingham Bowl (12/29).

**2015:** Appeared in six games...totaled seven tackles...made his collegiate debut with a career-best two tackles in a 51-3 rout of FAMU (9/12)...finished the regular season setting a new career-high with five tackles in a 44-3 Thanksgiving road win at UCF (11/26).

**IMMOKALEE HIGH SCHOOL:** A two-star recruit, Thomas was named to the Florida Class 5A All-State Third Team...named to News-Press All-Area Defense First Team after leading the Indians with 124 total tackles along with six pass breakups, two blocked field goals, two forced fumbles and an interception as a senior... reunited with former Immokalee teammates D'Ernest Johnson and Jimmy Bayes...coached by Rich Dombroski...also received offers from Illinois, Navy.

**PERSONAL:** Born June 7, 1997 in Tyler, Texas ... son of John and Tameja Thomas...a health sciences major.

**THOMAS - CAREER STATISTICS**

YEAR	GP-GS	SOLO	AST	TOT	TFL	SACKS	INT	PBU	FF	FR
2015	6-0	2	5	7	0	0-0	0	0	0	0
2016	13-4	43	12	55	5.0	2.0-17	0	1	2	2
<b>Career</b>	<b>19-4</b>	<b>45</b>	<b>17</b>	<b>62</b>	<b>5.0</b>	<b>2.0-17</b>	<b>0</b>	<b>1</b>	<b>2</b>	<b>2</b>

**THOMAS' CAREER HIGHS**

Tackles.....7, 2X, last vs. UConn (10/15/16)  
 Sacks.....1.0, 2X, last vs. S. Carolina, Birmingham Bowl (12/29/16)  
 TFL.....2.0, 2X, last vs. S. Carolina, Birmingham Bowl (12/29/16)  
 FR.....1, 2X, last vs. S. Carolina, Birmingham Bowl (12/29/16)  
 FF.....1, 2X, last vs. S. Carolina, Birmingham Bowl (12/29/16)

**THOMAS GAME-BY-GAME**

**2016 Tackles (Total-Solo-Assists)**

Towson 7-3-4; Northern Illinois 5-4-1; Syracuse 6-6-0; Florida State 5-4-1; Cincinnati 5-3-2; East Carolina 3-2-1; UConn 7-7-0; Temple 2-1-1; Navy 5-5-0; Memphis 2-2-0; SMU 1-0-1; UCF 2-1-1; South Carolina 5-5-0.

**2015 Tackles (Total-Solo-Assists)**

Florida A&M 2-1-1; Cincinnati 1-0-1; UCF 4-1-3.





**DARIUS  
TICE**

**RB | Gr. | 5-10, 205 |**

**Miami, Fla. |**

**Miami Northwestern HS |**

**2016:** Appeared in four games (one start) before missing the remainder of the season with after suffering a broken ankle in the Florida State game (9/24)... received a medical redshirt and an additional year of eligibility from the NCAA...carried the ball 30 times for 169 yards and a touchdown with a long of 21 yards... caught two passes for 54 yards and a touchdown with a long of 43 yards... in his first-career start, totaled a career-high 120 rushing yards and a touchdown in a win over NIU (9/10).

**2015:** Appeared in all 13 games...totaled 88 carries for 460 yards and four rushing touchdowns, third most on the team in each category, and had five catches for 10 yards... established as the Bulls' short-yardage and goal-line back...posted his longest run of his career with a 44-yard scamper, part of 77 yards rushing and a TD in a 51-3 rout of FAMU (9/5)...tallied rushing touchdowns in a win over FAMU (23 yards), vs. Memphis (10/2) (1 yard), in a 45-24 homecoming win over Syracuse (10/10) (1 yard), and in a 38-14 win against SMU (10/25) (1 yard)...set career-highs with 15 rushes for 94 yards (6.2 ypc) in a 65-27 thumping of Cincinnati (11/20)...tallied at least one reception in five games...ran six times for 42 yards (7.0 ypc) at Maryland (10/2)...had nine carries for 47 yards vs. SMU (5.2 ypc)...had 42 yards on eight carries in a win at ECU (5.2 ypc).

**2014:** Tice saw action in 12 games and started one vs. UCF (11/28)...carried the ball 40 times for 104 yards and caught eight passes for 68 yards...ran the ball nine times for 24 yards vs. Houston (11/1)...had eight carries for 31 yards in a win at SMU (11/15)... caught three passes for 18 yards and had seven carries for 8 yards at Memphis (11/22)... returned one kickoff for 32 yards at Cincinnati (10/24)...lettered.

**2013:** Appeared in eight games with one start and was on the field for a total of 65 plays as a true freshman...posted 35 carries for 151 yards rushing (4.0 ypc) which ranked second on the team behind senior leader Marcus Shaw...posted season highs of 11 carries for 69 yards and a 27-yard long at UConn (10/12)...had seven carries for 32 yards on game winning drive...made first career start vs. No. 18 Louisville (10/26) and ran for 41 yards on seven carries...logged carries in seven games... lettered.

**NORTHWESTERN HIGH SCHOOL:** Coached by Stephen Field at Northwestern ... an all-state and all-area selection ... played in the Tournament of Champions All-Star game, scoring two TDs ... posted 1,587 yards and 25 TDs on 189 carries (8.4 ypc) during his final two prep seasons ... a second-team 6A all-state selection by The Associated Press as a senior ... a first-team all-Dade pick by the Miami Herald ... rushed for 1,210 yards and 20 TDs on 137 carries (8.8 ypc) ... led Northwestern to a 9-3 record and a trip to the regional semifinals ... ranked 41st in the Orlando Sentinel's Miami/Dade Super 60 entering his senior year ... posted 377 yards and five TDs on 52 carries (7.3 ypc) as a junior.

**PERSONAL:** Graduated from USF with his degree in communication in the spring of 2017.

**TICE - CAREER STATISTICS**

**RUSHING**

YEAR	GP-GS	ATT	YDS	AVG	TD	LONG
2013	8-1	35	141	4.0	0	27
2014	12-1	40	104	2.6	0	11
2015	13-0	88	460	5.2	4	44
2016	4-1	30	169	5.6	1	21
<b>Career</b>	<b>35-3</b>	<b>193</b>	<b>874</b>	<b>4.5</b>	<b>5</b>	<b>44</b>

**RECEIVING**

YEAR	REC	YDS	AVG	TD	LONG
2013	1	4	4.0	0	4
2014	8	68	8.5	0	16
2015	5	10	2.0	0	3
2016	2	54	27.0	1	43
<b>Career</b>	<b>16</b>	<b>136</b>	<b>8.5</b>	<b>1</b>	<b>43</b>

**ALL-PURPOSE YARDS**

YEAR	RUSH	REC	PR	KR	TOTAL
2013	141	4	0	0	145
2014	104	72	0	32	204
2015	460	10	0	0	470
2016	169	54	0	0	223
<b>Career</b>	<b>874</b>	<b>136</b>	<b>0</b>	<b>32</b>	<b>1042</b>

**TICE'S CAREER HIGHS**

Rushes	19, vs. Northern Illinois (9/10/16)
Rushing Yards	120, vs. Northern Illinois (9/10/16)
Long Rush	44, vs. FAMU (9/5/15)
Receptions	3, at Memphis (11/22/14)
Receiving Yards	43, vs. Towson (9/3/16)
Long Reception	43, vs. Towson (9/3/16)

**Tice Game-By-Game**

**2016 Rushing (Attempts-Yards-TD)**

Towson 6-32-0; Northern Illinois 19-120-1; Syracuse 3-13-0; Florida State 2-4-0.

**2015 Rushing (Attempts-Yards-TD)**

Florida A&M 8-77-1; Florida Stae 2-24-0; Maryland 6-42-0; Memphis 12-36-1; Syracuse 5-20-1; UConn 4-23-0; SMU 9-47-1; Navy 2-2-0; East Carolina 8-42-0; Temple 1-0-0; Cincinnati 15-94-0; UCF 11-41-0; Western Kentucky 5-12-0.

**2014 Rushing (Attempts-Yards-TD)**

Maryland 5-3-0; UConn 9-28-0; East Carolina 2-7-0; Houston 4-24-0; SMU 8-31-0; Memphis 7-8-0; UCF 5-3-0.

**2013 Rushing (Attempts-Yards-TD)**

Maryland 2-(-1)-0; Cincinnati 3-8-0; UConn 11-69-0; Louisville 7-41-0; Houston 5-13-0; Memphis 5-4-0; Rutgers 2-7-0.



## 2017 **USF** PLAYERS



### MARQUEZ VALDES-SCANTLING

**WR | Sr. | 6-5, 209 |**

**St. Petersburg, Fla. |**

**Lakewood HS | NC State |**

**NOTABLE:** Posted 123 yards and two touchdowns on seven receptions in the 2017 Spring Game...earned his USF degree in communications in the spring of 2017.

**2016:** Started all 13 games in his breakout, debut season with the Bulls...ranked fifth on the team with 22 catches for 415 yards and tied for the team lead with five TD receptions... helped the Gulf Coast Offense set school records with 77 touchdowns and 6,650 yards of total offense... hauled in a career-long 77-yard TD catch on the first play from scrimmage and finished with two catches for a career-best 84 yards at SMU (11/19)...caught two passes for 26 yards, including a 16-yard touchdown against Navy (11/28)...caught a 26-yard touchdown pass against UConn (11/15)...caught three passes for 79 yards, including a 51-yard touchdown, in the season opener against Towson (9/3)...caught touchdown passes in five different games.

**2015:** Redshirt season...won Scout Team Award on offense.

**2013-2014 (NC STATE):** He went on to log 44 receptions for 538 yards in his two seasons with the Wolfpack ... caught 22 passes for 257 yards and one touchdown for the N.C. State in 2014 while starting the first eight games of the season ... one of six N.C. State receivers to post 20 or more receptions on the year ... posted three catches for 33 yards in N.C. State's victory over USF in Raymond James Stadium and followed that game with a season-best four catches for 55 yards and a touchdown in a win over Presbyterian, one of two games in which he led the team in receiving ... posted at least one reception in nine games for the Wolfpack, and two or more in seven games ... had one catch for 13 yards in N.C. State's 34-27 victory over UCF in the Bitcoin-St. Petersburg Bowl ... in 2013, was one of four true freshmen to start a game for the Wolfpack and at one point led the team in receiving early in the year before missing a pair of games with injury ... started three games on the year, logged 22 receptions for 281 yards and posted a reception in seven games ... led the team with a season-best, eight receptions for 87 yards in the Wolfpack's victory over Richmond and had four catches for 87 yards in his collegiate debut vs. Louisiana Tech.

**LAKEWOOD HIGH SCHOOL:** Posted 50 receptions for 800 yards and 14 touchdowns as a senior...28 receptions for 600 yards and six touchdowns as a junior...earned all-state and all-county honors in football and track...team captain...helped lead track team to 2013 Class 2A State Championship with USF teammate Rodney Adams...part of 2012 Class 2A 4X400 state championship relay team.

**PERSONAL:** Born Oct. 10, 1994 in St. Petersburg, Fla. ... Son of Marcellus and Tahisia Scantling...earned his USF degree in communication in the spring of 2017...accepted into USF's renowned Sport & Entertainment Management master's degree program.

#### VALDES-SCANTLING - CAREER STATISTICS

Year	GP-GS	REC	YDS	AVG	TD	LONG	AVG/G
<b>2013 (NCST)</b>	10-3	22	281	12.8	0	28	28.1
<b>2014 (NCST)</b>	13-8	22	257	11.7	1	42	19.8
<b>2015</b>	REDSHIRT-TRANSFER						
<b>2016</b>	13-13	22	415	18.9	5	77	31.9
<b>TOTALS</b>	36-24	66	953	14.4	6	77	26.5

#### VALDES-SCANTLING'S CAREER HIGHS

Receptions.....5, vs. NIU (9/10/16)  
 Receiving Yards.....105, at SMU (11/19/16)  
 Long.....65 (TD), at SMU (11/19/16)  
 Receiving TD.....1, 6X, last at SMU (11/19/16)

#### 2016 Receptions (Catches-Yards-TD)

Towson 3-79-1; Northern Illinois 5-72-0; Syracuse 2-35-0; Cincinnati 3-34-0; East Carolina 1-5-0; UConn 1-26-1; Temple 1-27-1; Navy 2-26-1; SMU 2-84-1; UCF 1-13-0; South Carolina 1-14-0.



### CRAIG WATTS

**DB | RFr. | 6-0, 190 |**

**St. Petersburg, Fla. |**

**Admiral Farragut HS |**

**2016:** Redshirt season.

**ADMIRAL FARRAGUT HIGH SCHOOL:** Rated as a four-star recruit by ESPN, 247Sports, Rivals, Scout... rated as the third-best safety recruit in Florida, 25th nationally by Scout... rated as the 17th-best safety prospect in the nation by 247Sports... also received 45 scholarship offers including from Arizona, Alabama, Florida, Florida State, Michigan, Oklahoma, Penn State, Notre Dame, Ohio State, Boston College, Colorado, Colorado State, Illinois, Indiana, Iowa, Iowa State, Kentucky, Louisville, Maryland, Miami, Mississippi State, Missouri, North Carolina, Ole Miss, Pittsburgh, Purdue, Syracuse, Temple, UCF, Virginia, Wake Forest, Wisconsin...played for Ryan Hearn at Admiral Farragut Academy after transferring from Gibbs High School... played for Rick Kravitz at Gibbs... named to Florida All-State Class 2A First Team as a senior... collected 87 tackles, five forced fumbles and an interception as a senior... made seven tackles and forced a fumble in the Blue-Grey All-American Bowl as a senior... named to Tampa Tribune's All-Pinellas defensive first team as a senior... ranked No. 10 on Bright House Sports Network's top 25 list... posted 90 tackles, five forced fumbles and an interception as a junior at Gibbs... played on varsity at Gibbs from freshman to senior year...record 314 career tackles, four interceptions, 21 forced fumbles and 18 pass break-ups on his career...also ran for 645 yards and five touchdowns...three-year team captain.

**PERSONAL:** Born Sept. 6, 1996 in St. Petersburg...son of Erika and Craig Watts, Sr.... has three brothers – Isiah, Andre and Keandre – and five sisters – Erika, Justice, Miracle, Jadall and Keasia...plans to major in business.



### MICHAEL WIGGS

**OL | RFr. | 6-3, 305 |**

**Lakeland, Fla. |**

**Lake Gibson HS |**

**2016:** Redshirt season...added 12 pounds in the weight room.

**LAKE GIBSON HIGH SCHOOL:** Rated as a three-star recruit by 247Sports, Scout... also received offers from FAU and South Alabama... started at left tackle in high school... wants to be an orthopedic surgeon and an NFL team doctor after his playing career... played on varsity since his freshman year...played for Keith DeMyer at Lake Gibson... named to Florida All-State Class 6A Second Team and the PolkPreps.com All-County First Team as a senior... paved the way for teammate Travelle Jones to rush for 1,141 yards and 13 touchdowns in 2015...team captain...first team all-FACA...four-year letterman in football, three years in track and one year in weight lifting.

**PERSONAL:** Born Sept. 2, 1997 in Tallahassee...son of Ricky and Carla Wiggs...Honor Society member...Superintendent Scholar...plans to major in pre-medicine and health sciences.



# 2017 **USF** PLAYERS

2017 **USF** FOOTBALL



**MITCHELL  
WILCOX**

**TE | So. | 6-4, 245 |**

**Tarpon Springs, Fla. |**

**Tarpon Springs HS |**

**89**

**MACKEY AWARD CANDIDATE  
2016 SECOND-TEAM ALL-CONFERENCE**

**2016:** Second-team all-conference selection...emerged as the team's top tight end, starting the last eight games of the season...proved to be a devastating blocker on the edge springing numerous big plays for the Bulls...caught 12 passes for 278 yards (23.2 ypc) and two touchdowns...helped the Gulf Coast Offense set school records with 77 touchdowns and 6,650 yards of total offense... started his career with a 21-yard touchdown catch against Towson (9/3)... made a career long 52-yard reception against No. 13 FSU (9/24)... caught two passes for 38 yards, including a 29-yard touchdown, against UConn (10/15).

**2015:** Redshirt season.

**TARPON SPRING HIGH SCHOOL:** A three-star recruit, Wilcox was a two-way prep player in the Bay Area that earned all-state honorable mention honors...made the All-Big County Preps First-Team Offense as a tight end by catching 21 passes for 347 yards and three touchdowns...posted 61 total tackles and 17.5 tackles for loss as a senior... also received offers from Ball State, James Madison, Miami (Ohio)... coached by Ron Hawn.

**PERSONAL:** A pre-general business major.

**WILCOX - CAREER STATISTICS**

Year	GP-GS	REC	YDS	AVG	TD	LONG	AVG/G
<b>2016</b>	13-8	12	278	23.2	2	52	21.4

**WILCOX'S CAREER HIGHS**

Receptions..... 2, 2X, last at Memphis (11/12/16)  
 Receiving Yards..... 52, vs. Florida State (9/24/16)  
 Receiving TD..... 1, 2X, last vs. UConn (10/15/16)  
 Long..... 52, vs. Florida State (9/24/16)

**WILCOX GAME-GY-GAME**

**2016 Receptions (Catches-Yards-TD)**

Towson 1-21-1; Florida State 1-52-0; East Carolina 2-52-0; UConn 2-38-1;  
 Temple 1-14-0; Navy 1-23-0; Memphis 2-33-0; UCF 1-32-0;  
 South Carolina 1-13-0.



**ANTHONY  
BEKO**

**LB | Jr. | 6-2, 215 |**

**Tampa, Fla. | Bloomingdale HS |**

**58**



**NICK  
CUCCIA**

**DB | So. | 6-0, 185 |**

**Indian Trail N.C. | Jirah Prep HS |**

**38**



**MIKE  
DEAN**

**QB | Fr. | 5-11, 224 |**

**Vero Beach, Fla. | Vero Beach HS |**

**16**



**AJ  
FRANCO**

**LB | Fr. | 6-0, 234 |**

**Sarasota, Fla. | Riverview HS |**

**46**



**MARCO  
SALANI**

**K | Fr. | 5-10, 192 |**

**Boca Raton, Fla. | St. Thomas Aquinas HS |**

**38**



**DAVID  
SMALL**

**LB | Fr. | 5-9, 202 |**

**Lauderhill, Fla. | Cardinal Gibbons HS |**

**33**



**DAVION  
SUTTON**

**RB | Jr. | 6-0, 214 |**

**Tampa, Fla. | Fivay HS |**

**27**



**KYLE  
TRINA**

**QB | Fr. | 5-10, 197 |**

**Tampa, Fla. | Plant HS |**

**17**



**MAZZI  
WILKINS**

**DB | Jr. | 6-0, 176 |**

**Tampa, Fla. |**

**Plant HS |**

**23**

**2016:** Saw action in 12 games playing special teams and defensive back...posted 10 tackles...made a season-high three tackles vs. Florida State (9/24) and UConn (10/15).

**2015:** Appeared in 11 of 13 games playing special teams and cornerback...totaled 20 tackles and one pass break-up...recorded multiple tackles in five contests...set a season high with five tackles in a road game at Maryland (9/19)...had three tackles in each of the first two games of the season vs. FAMU (9/5) and at Florida State (9/12).

**2014:** Redshirt season.

**PLANT HIGH SCHOOL:** Played for coach Robert Weiner at Plant HS...named second team All-Hillsborough County in 2013...posted 67 tackles, one interception, one forced fumble and one fumble recovery as a senior...helped lead Plant to an 11-2-1 record and Class 8A state semifinals in 2013...recorded 121 tackles, 41 pass deflections, two forced fumbles, one fumble recovery and one interception for his career...rated a three-star recruit by ESPN.com...also had offers from UCF, Rutgers, Syracuse, UConn and Bowling Green.

**PERSONAL:** The son of Geneala Broome... family member, Billy Jackson, played football at Mississippi State... hobbies include fishing...a health sciences major.

**WILKINS - CAREER STATISTICS**

YEAR	GP-GS	SOLO	AST	TOT	TFL	SACKS	INT	PBU	FF	FR
<b>2015</b>	11-0	12	8	20	0.0	0-0	0	1	0	0
<b>2016</b>	12-0	6	4	10	0.0	0-0	0	0	0	0
<b>CAREER</b>	23-0	18	12	30	0.0	0-0	0	1	0	0

**WILKINS' CAREER HIGHS**

Tackles..... 5, at Maryland (9/19/15)  
 TFL..... -  
 INT..... -  
 PBU..... 1, at Maryland (9/19/15)

**WILKINS GAME-BY-GAME**

**2016 Tackles (Total-Solo-Assists)**

Syracuse 1-1-0; Florida State 3-1-2; East Carolina 1-0-1; UConn 3-3-0; Temple 1-1-0; South Carolina 1-0-1.

**2015 Tackles (Total-Solo-Assists)**

Florida A&M 3-1-2; Florida State 3-1-2; Maryland 5-2-3; Memphis 1-1-0; Syracuse 1-1-0; SMU 2-2-0; Navy 1-1-0; Temple 2-2-0; Cincinnati 1-1-0; UCF 1-0-1.





**2017 USF FOOTBALL**  
COACHES & STAFF





# HEAD COACH CHARLIE STRONG

**1st Season at USF**

**8th Season Overall (53-37)**

**Central Arkansas, 1982**

**A two-time conference coach of the year**, strong recruiter and one of the best defensive minds in college football, Charlie Strong was named the fourth head coach in USF football program history by USF Director of Athletics Mark Harlan on Dec. 11, 2016. The announcement was met with tremendous excitement from the Bulls faithful and nearly universal acclaim from national and local media outlets.

A two-time Big East Coach of the Year while at Louisville, Strong was also a vital part of two national championships as defensive coordinator at the University of Florida. At USF, he will lead his third program after head coaching stints at the University of Texas (2014-16) and the University of Louisville (2010-13). Strong's appointment at USF returned him to the state of Florida, where he previously spent 15 of his 34 seasons as a collegiate coach.

"We are absolutely thrilled to welcome Charlie, his wife, Vicki, and their children Tory, Hailee and Hope, back to the state of Florida and to our Bulls family," Harlan said. "Charlie is a tremendous leader and mentor for our student-athletes and a widely-respected coach with a resume full of achievements at the highest levels of college football. He combines a drive to win with great integrity and deep, long-standing connections in the state of Florida. The future of USF football is very bright under his direction."

Established as a charismatic leader, detailed strategist and developer of talent, Strong experienced great success as a defensive coordinator in the SEC for 11 seasons, including helping former University of Florida and head coach Urban Meyer win national championships in 2006 and 2008. Since 1995, Strong has coached 15 players selected in the first round of the NFL Draft and had 37 taken in the first four rounds.



“I don’t know where I’d be if it wasn’t for that man. Every time I put on my pads, I thought about not letting him down.”

– **Brandon Spikes, Two-Time All-American Linebacker at Florida, Member of 2006 and 2008 BCS National Championship Teams NFL Linebacker (SI, July 28, 2014)**

“We are especially excited to welcome Charlie Strong to the University of South Florida,” said USF System President Judy Genshaft. “He joins our football program at an incredibly exciting time, and we look forward to seeing him build on our ongoing foundation and momentum. The board of trustees and I believe he brings outstanding leadership and experience, and is sure to be a tremendous resource to the entire USF System.”

At Texas, Strong rebuilt the roster, put his stamp on the culture and elevated the program’s infrastructure while posting a 16-21 record, leading the Longhorns to one bowl game (0-1) in three seasons. His tenure at Texas included wins over No. 10 Oklahoma (2015), No. 12 Baylor (2015) and No. 10 Notre Dame (2016). He secured back-to-back top 10-ranked recruiting classes and a 2015 true freshman class that featured three freshman All-Americans, three other players who earned honorable mention All-Big 12 honors, and 10 players who started a game.

Strong’s Texas teams featured a dynamic running game that ranked 17th nationally (224.8 ypg) in 2015 and 19th in 2016 (239.3 ypg). Running back D’Onta Foreman won the 2016 Doak Walker Award and led the nation with 2,028 yards rushing during the regular season. A number of players earned individual honors at Texas under Strong. Defensive tackle Malcom Brown was a finalist for both the Nagurski and Outland trophies, as well as becoming the 47th consensus All-American in school history. Brown and linebacker Jordan Hicks earned All-America honors. They were also among 12 Texas players to secure All-Big 12 accolades since 2014.

Strong also developed pressure defenses that ranked fifth in the country in sacks per game (3.08), and a turnover margin that was tied for ninth best nationally (+11) in 2015. Texas ranked fifth in the nation in sacks (3.42) and 16th in tackles for loss (7.6) in 2016. In 2014, Texas ranked 25th in the FBS in total yards allowed (348.5 per game), No. 11 in passing defense (184.2 ypg), No. 7 in yards allowed per play (4.68), 15th in passing efficiency defense (110.04 rating), tied for 11th in sacks (3.1 pg) and 31st in points allowed (23.8 pg).

Strong proved to be an exceptional developer of talent. Following the 2015 season, two of Strong’s former players were taken in the NFL Draft, while eight others signed undrafted free agent contracts. Former Louisville defensive tackle Sheldon Rankins was selected 12th overall by the New Orleans Saints, while Texas DT Hassan Ridgeway was picked in the fourth round by the Indianapolis Colts.

Five players - Brown (first round to New England), Hicks (third round to Philadelphia), safety Mykkele Thompson (fifth round to NY Giants), cornerback Quandre Diggs (sixth round to Detroit) and tight end Geoff Swaim (seventh round to Dallas) - were selected in the 2015 NFL Draft. Malcom Brown became the fifth player under Strong to be drafted in the first round during his first two seasons at Texas.

In addition, nine of Strong’s former players at Louisville were chosen. Louisville’s DeVante Parker went in the first round (14th overall) to Miami in 2015. In 2014, Louisville had three first-round picks in safety Calvin Pryor (18th overall to New York Jets), defensive end Marcus Smith (26th overall to Philadelphia) and quarterback Teddy Bridgewater (32nd overall to Minnesota).

Strong led Louisville to back-to-back Big East Championships in 2011 and 2012, and posted a 37-15 record in four seasons leading a Cardinals program that was coming off back-to-back losing seasons. He reached a bowl game in all four seasons (3-1), including a 33-23 victory over No. 4 Florida in the 2013 Allstate Sugar Bowl, completing an 11-2 season. Strong’s 2012 Louisville team finished 13th in the final top 25 rankings and his 2013 team, which competed in the American Athletic Conference, finished ranked 15th with a 12-1 mark, and posted back-to-back bowl victories for the first time in program history.

Strong is the only coach in Louisville history to have won three bowl games and prior to his arrival the Cards had won just six bowl games in the program’s 100-year history. He was named Big East Coach of the Year in both 2010 and 2012. Overall, as a head coach, Strong has coached in six bowl games (3-3) during his career.

During Strong’s final two years, Louisville was the nation’s fourth-winningest program, posting a 23-3 record (88.5 percent) and registering bowl victories in consecutive seasons for the first time in school



- OUTLOOK
- PLAYERS
- COACHES**
- REVIEW
- RECORDS
- HISTORY
- USF
- MEDIA





- OUTLOOK
- PLAYERS
- COACHES**
- REVIEW
- RECORDS
- HISTORY
- USF
- MEDIA

history. The Cardinals' 11-plus win seasons in 2012 and 2013 were the fourth and fifth in school history and the first back-to-back. Louisville finished among the nation's top 15 for a school-record second straight year. The Cardinals ended 2013 among the top 25 in both polls for just the ninth time in school history.

Featuring an explosive offense and stingy defense in 2013, the Cardinals ranked 15th in both the USA Today Coaches and Associated Press polls (also No. 18 in final BCS Standings) after compiling a 12-1 record, including a 7-1 mark in the American Athletic Conference, and capped the year with a 36-9 win over Miami (Fla.) in the Russell Athletic Bowl. Strong's squad racked up 554 total yards while holding the Hurricanes to just 174. It marked just the second 12-win season in school history (2006).

In 2013, the Cardinals led the nation in nine team categories: total defense (251.5 yards per game), rushing defense (80.7 ypg), third-down conversion defense (26.7 percent), sacks (3.31 per game), fewest passes intercepted (4), fewest turnovers lost (10), fewest first downs allowed (183), completion percentage (70.8) and punt-return defense (1.15 yards per return). Louisville also ranked second in scoring defense (12.2 points per game), third-down conversions (56.0%), time of possession (33:49) and turnover margin (+1.3 pg), while placing in the top 10 in fewest yards allowed per play (third - 4.20), passing efficiency defense (fourth - 99.2 rating), passing yards allowed (fifth - 170.8 pg), tackles for loss (sixth - 7.8 pg), red-zone defense (fifth - 68.4%) and passing efficiency (third - 171.9 rating). Additionally, Louisville was one of only five schools to rank among the top 28 in the FBS in both total offense and defense, and one of just seven to rank among the top 25 in both scoring offense and defense. The Cards ranked 25th in scoring offense (35.2 ppg) and 28th in total offense (460.8 ypg).

Bridgewater, then a junior, was a finalist for the 2013 Manning Award and a semifinalist for both the Maxwell Award

"He's real. That's the in word right now, real. Players want to be around him. They want to be coached by him. They feel bad when they let him down."

**- Ohio State strength coach Mickey Marotti, who worked with Strong at Notre Dame and Florida. (SI, July 28, 2014)**

and Davey O'Brien Award. He threw for 3,970 yards and a school-record 31 TDs with only four interceptions and led the nation with a 71.0 completion percentage. On the defensive side of the ball, Smith was a Hendricks Award finalist and earned second-team All-America honors while leading the nation in sacks (1.1 per game/14). The Cardinals had 11 players earn All-American Athletic Conference honors in 2013.

In 2012, Louisville posted an 11-2 record, claimed a Big East Championship and finished the year ranked 13th in the BCS Standings, USA Today Coaches Poll and AP Poll. The Cards capped the year with a 33-23 upset win over the fourth-ranked Gators in the Allstate Sugar Bowl. Bridgewater

was named Big East Player of the Year, ranked eighth in the nation in passing efficiency and helped the Cardinals finish No. 3 in the FBS in red-zone efficiency (93.0%), tied for sixth in turnovers lost (13), eighth in third-down conversions (49.7%) and 24th in passing offense (296.1 ypg). Defensively, they ranked 16th in passing yards allowed (154.2 ypg), tied for 22nd in first downs yielded (18.2 pg) and 23rd in total yards allowed (340.3 ypg).

Strong departed Louisville for the University of Texas in 2014. He has also held positions on the coaching staffs at Florida, Texas A&M (1985, graduate assistant), Southern Illinois (1986-87, wide receivers), Mississippi (1990, wide receivers), Notre Dame (1995-98, defensive line) and South

## THE STRONG FILE

**Born:** August 2, 1960  
**Hometown:** Batesville, Ark. (pop. 10,740)  
**College:** Central Arkansas, '82  
 Bachelors in Education  
**Wife:** Vicki  
**Children:** Tory, Hailee & Hope

**PLAYING EXPERIENCE**  
**1978-81:** Central Arkansas  
 Three-time all-conference defensive back





### CHARLIE STRONG YEAR-BY-YEAR

**HEAD COACH (HC) - 8th Season**

**35th season overall in collegiate coaching**

YEAR	SCHOOL	RECORD	BOWL
2017	USF (HC)	-	-
2016	Texas (HC)	5-7	-
2015	Texas (HC)	5-7	-
2014	Texas (HC)	6-7	Texas
2013	Louisville (HC) (AP: #15; USA Today: #15)	12-1	Russell Athletic
2012	Louisville (HC) (AP: #13; USA Today: #13)	11-2	Sugar
2011	Louisville (HC)	7-6	Belk
2010	Louisville (HC)	7-6	Beef O'Bradys

**HEAD COACH RECORD 53-37\* (.606) 6 Bowls\***

*\* includes 2004 interim HC for Peach Bowl at Florida*

**BOWL RECORD 3-3\* 6 Bowls\***

**ASSISTANT COACH/ASSOC. HEAD COACH - 27 Seasons**

2009	Florida (Assoc. HC/Def. Coord./LBs)	BCS
2008	Florida (Assoc. HC/Def. Coord./LBs)	Capital One
2007	Florida (Asst. HC/Co-Def. Coord./LBs)	BCS
2006	Florida (Asst. HC/Co-Def. Coord./LBs)	Outback
2005	Florida (Asst. HC/Co-Def. Coord./LBs)	-
2004	Florida (Defensive Coord./Def. Ends)	0-1 Peach*
2003	Florida (Defensive Coord./Def. Ends)	Outback
2002	South Carolina (Defensive Coordinator)	Outback
2001	South Carolina (Defensive Coordinator)	Outback
2000	South Carolina (Defensive Coordinator)	-
1999	South Carolina (Defensive Coordinator)	-
1998	Notre Dame (Defensive Line)	Gator
1997	Notre Dame (Defensive Line)	Independence
1996	Notre Dame (Defensive Line)	-
1995	Notre Dame (Defensive Line)	Orange
1994	Florida (Asst. HC/Def. Tackles)	Sugar
1993	Florida (Defensive Ends)	Sugar
1992	Florida (Defensive Ends)	Gator
1991	Florida (Defensive Ends)	Sugar
1990	Mississippi (Wide Receivers)	Gator
1989	Florida (Outside Linebackers)	Freedom
1988	Florida (Outside Linebackers)	-
1987	Southern Illinois (Wide Receivers)	-
1986	Southern Illinois (Wide Receivers)	-
1985	Texas A&M (Graduate Assistant)	Colton
1984	Florida (Graduate Assistant)	-
1983	Florida Graduate Assistant	Gator

Charlie Strong has coached in 25 bowl games as a head or assistant coach during his 35-year collegiate coaching career.

Carolina (1999-2002, defensive coordinator). He was a finalist for the Broyles Award (nation's top assistant coach) three times.

Strong began his coaching career as a graduate assistant at the University of Florida in 1983. He spent 15 seasons as an assistant at Florida over four stints, including seven years as the defensive coordinator, the last five of which were under current Ohio State head coach Urban Meyer. Strong also served on two of coach Lou Holtz's staffs, spending the first two years of his Notre Dame tenure under Holtz, as well as four more as defensive coordinator at South Carolina under the Hall of Famer.

Strong spent seven seasons as the defensive coordinator at the University of Florida under Meyer from 2005-09 and Ron Zook from 2003-04, where he helped the Gators win a pair of national titles – 2008 over Oklahoma and 2006 over Ohio State. From 2003-09, Strong's defensive units at Florida produced 13 All-Americans, seven first-round NFL Draft picks and 18 players that were selected in the third round or higher. His units regularly ranked among the best in the nation statistically and allowed an average of just 17.6 points per game over that span, which ranked ninth in the country. Strong coached a National Defensive Player of the Year, a Jack Tatum Award winner, two SEC Defensive Freshmen of the Year, two Thorpe Award finalists, two Nagurski Trophy finalists and the 2008 Chevrolet Defensive Player of the Year.

In 2009, Strong guided one of the nation's top defensive units, finishing in the top six in four different statistical categories. UF was fourth in the nation in scoring defense (12.4 ppg), second in passing defense (152.8 ypg), fourth in total defense (252.6 ypg) and sixth in passing efficiency defense (96.1 rating) as the Gators went 13-1, including a trip to the SEC Championship game for the third time in Strong's tenure. Florida finished the season with a 51-24 win over Cincinnati in the Sugar Bowl and a No. 3 ranking in both polls. He was named a finalist for the Frank Broyles Award for the second straight year and became only the second three-time finalist in the history of the award. In Strong's position group, LB Brandon Spikes earned consensus first-team All-America honors, earned the second of his two Butkus Award finalist nods and was a finalist for the Bednarik Award. CB Joe Haden also earned unanimous first-team All-America honors and was a Thorpe Award finalist.

In 2008, Strong's defense ranked in the top 20 nationally in 10 statistical categories, including a school-record tying 26 interceptions that also tied for the most in the country that season. UF's scoring defense showed the third-largest improvement from 2007 to 2008, finishing fourth in the nation by yielding only 12.9 points per game. The defense also ranked ninth in total defense (285.3 ypg), and third in pass efficiency defense (96.76 rating). Spikes preceded his consensus All-America honors from the previous year with unanimous honors

- OUTLOOK
- PLAYERS
- COACHES
- REVIEW
- RECORDS
- HISTORY
- USF
- MEDIA





More than 500 fans and media overflowed a USF campus ballroom for Charlie Strong's introduction in January of 2017.



and being named a finalist of the Lombardi and Butkus Awards under Strong. In the 2009 FedEx BCS National Championship Game versus Oklahoma, which entered the contest scoring a nation's best 54.0 ppg, the UF defense held Heisman-winning quarterback Sam Bradford and the Sooners to just 14 points and 363 total yards in a 24-14 win. The Gators ended the year with a 13-1 record and earned their second national title in three years. That came on the heels of a nine-win season in 2007 in which Florida finished No. 13 in the AP poll and No. 16 in the coaches poll with an appearance in the Capital One Bowl.

Under Strong's watch in the 2006 season, Florida set a BCS record for fewest yards allowed in the national title game, holding Ohio State to only 82 total yards. He guided a Gator defense that limited opponents to a SEC-best 72.5 rushing yards per game for the season, ranking fifth nationally, while rating sixth in the nation in total defense (255.4 ypg), sixth in scoring defense (13.5 ppg) and fourth in passing efficiency defense (98.31 rating). Safety Reggie Nelson earned first-team consensus All-America honors and was a Thorpe Award and Nagurski Trophy finalist, while the AP named CB Ryan Smith second-team All-America and LB Brandon Siler was on its third team.

The 2005 season saw Florida once again win nine games with the defense ranking in the top 10 in both total yards allowed (ninth/299.8 ypg) and rushing (10th/94.9 ypg). The Gators also ranked 18th in scoring defense at 18.8 ppg. UF defeated Iowa, 31-24, in the Outback Bowl and finished the season ranked 12th in the AP poll and 16th in the Coaches poll.

Strong made his first appearance as a head coach in the 2004 Peach Bowl in place of Zook. In 2003, CB Keiwan Ratliff was a consensus first-team All-American and a finalist for the Thorpe Award, while being named SEC Defensive Player of the Year, while in 2004, Siler was the SEC Defensive Freshman of the Year.

His stint as defensive coordinator marked his fourth tenure at Florida, including a stretch from 1991-94 in which he coached defensive ends (1991-93) and defensive tackles (1994) after coaching outside linebackers in 1988-89, and serving as a graduate assistant in 1983-84. He served as Florida's assistant head coach from 2005-07 and was the associate head coach in 2008-09.

Before returning to Florida for the fourth time, Strong received his first defensive coordinator assignment at the University of South Carolina under Holtz from 1999-2002. There, he earned his first finalist nod for the Broyles Award after he helped guide the Gamecocks to a top 20 national ranking in 2000, which he did twice while at South Carolina, peaking with a No. 13 final ranking in both polls in 2001. The 2000 squad ranked sixth in the country in scoring defense after yielding just 15.8 points per game, while the 2001 team finished 12th at 18.4 points per game. The 1999 team ranked 20th in the nation in total defense, allowing 307.7 ypg. The 2000 and 2001 seasons saw some of the highest achievements in South Carolina history to that point, ending in back-to-back Outback Bowl wins over Ohio State.

A native of Batesville, Ark., Strong was a three-year letter winner (1979-81) and three-time all-conference safety at Central Arkansas, which reached the NAIA Playoffs each of his final two seasons. He was also a two-time all-conference performer in track and field, and graduated in 1982 with a bachelor's degree in education. Strong was inducted into the Central Arkansas Sports Hall of Fame in 2009. He and his wife, Vicki, have a son, Tory, and two daughters, Hailee and Hope.

## STRONG NOTABLES

### HEAD COACHING SUCCESS

- ▶ Twice named Big East Coach of the Year (2010 & 2012)
- ▶ Led Louisville to back-to-back BIG EAST championships (2011 & 2012)
- ▶ Led Louisville to a 33-23 victory over No. 4 Florida in the 2013 Allstate Sugar Bowl.
- ▶ 2012 Louisville team went 11-2 and finished No. 13 in the national rankings while his 2013 team finished 12-1 and ranked No. 15.
- ▶ In his final two seasons, Louisville was the nation's fourth-winningest program, going 23-3 (88.5 percent).
- ▶ Posted back-to-back bowl victories for the first time in program history at Louisville and was the only Cardinals coach to win three bowl games. The program had won just six in the previous 100 years.

### CHAMPIONSHIP COORDINATOR

- ▶ Defensive coordinator on two University of Florida BCS National Championship winning teams (2006 & 2008) under Urban Meyer.
- ▶ Florida set a BCS record for fewest yards allowed in a national title game, holding Ohio State to 82 total yards in the 2007 FedEx BCS National Championship Game.
- ▶ In the 2009 FedEx BCS National Championship Game versus Oklahoma, which entered the contest scoring a nation's best 54.0 ppg, the UF defense held Heisman-winning QB Sam Bradford and OU to just 14 points and 363 total yards in a 24-14 win.
- ▶ A defensive coordinator in the SEC for 11 seasons.
- ▶ His defensive units at Florida regularly ranked among the best in the nation statistically and allowed an average of just 17.6 points per game during his seven seasons as defensive coordinator (2003-09), which ranked ninth in the nation.

### FLORIDA TIES

- ▶ 2017 will mark his 16th season coaching in the state of Florida.
- ▶ Coached for 15 seasons at the University of Florida over four different stints, including seven years as defensive coordinator.

### PRODUCING NFL PLAYERS

- ▶ Has coached 15 players selected in the first round of the NFL Draft and 38 taken in the first four rounds.
- ▶ In a two-year span (2014 & 2015) had five players selected in the first round of the NFL Draft that he guided as a head coach. 2014: Calvin Pryor (Louisville, 18th pick), Marcus Smith (Louisville, 26th pick), Teddy Bridgewater (Louisville, 32nd pick); 2015: DeVante Parker (Louisville, 14th pick), Malcom Brown (Texas, 32nd pick).

### HALL OF FAME CONNECTIONS

- ▶ Strong has coached under three current or future Hall of Fame head coaches: Steve Spurrier (Florida), Lou Holtz (Notre Dame & South Carolina) & Urban Meyer (Florida).

### DISCIPLINED

- ▶ Strong rises before 5 a.m. to run five miles six days a week, taking Sundays to rest.

### BLUE COLLAR BACKGROUND

- ▶ One of six children, Strong grew up in a three-bedroom house in Batesville, Ark., that was shared with his aunts family and a total of 13 kids.

OUTLOOK

PLAYERS

COACHES

REVIEW

RECORDS

HISTORY

USF

MEDIA


# 2017 USF FOOTBALL STAFF



**STERLIN GILBERT**  
**Offensive Coordinator/Quarterbacks**  
**Alma Mater:** Angelo State, '02  
1st Season with USF




**JUSTIN BURKE**  
**Tight Ends Coach/Special Teams**  
**Alma Mater:** Louisville, '09  
1st Season with USF



**SHAUN KING**  
**Running Backs Coach**  
**Alma Mater:** Tulane, '98  
2nd Season with USF




**MATT MATTOX**  
**Offensive Line Coach/Run Game**  
**Alma Mater:** Houston, '05  
1st Season with USF



**CHARLIE WILLIAMS**  
**Wide Receivers**  
**Alma Mater:** Colorado State, '82  
1st Season with USF




**CLIFF SNOW**  
**Director of Football Operations**  
**Alma Mater:** Central Connecticut St., '83  
1st Season with USF



**KATHARINE SAWYER**  
**Asst. Director Ops/Exec. Asst. To Head Coach**  
**Alma Mater:** Louisville  
1st Season with USF



**BRIAN JEAN-MARY**  
**Defensive Coordinator/Linebackers**  
**Alma Mater:** Appalachian State, '98  
1st Season with USF




**BLUE ADAMS**  
**Defensive Backs Coach**  
**Alma Mater:** Cincinnati, '03  
1st Season with USF




**DAMON COGDELL**  
**Defensive Ends Coach**  
**Alma Mater:** West Virginia, '99  
1st Season with USF




**SEAN CRONIN**  
**Defensive Tackles Coach**  
**Alma Mater:** Georgetown College, '02  
1st Season with USF



**PAT MOORER**  
**Head Strength & Conditioning Coach**  
**Alma Mater:** Florida, '92  
1st Season with USF



**MIKE GIGLIO**  
**Director of Player Personnel**  
**Alma Mater:** Florida, '08  
1st Season with USF



**PHIL CANE**  
**Video Coordinator**  
**Alma Mater:** USF, '13  
10th Season with USF

OUTLOOK
PLAYERS
<b>COACHES</b>
REVIEW
RECORDS
HISTORY
USF
MEDIA







**ASSISTANT HEAD COACH/DEFENSIVE COORDINATOR/LBs**  
**BRIAN JEAN-MARY**

**1st Season At USF • Appalachian State, '98**

**A Florida native**, Brian Jean-Mary was named the Bulls' assistant head coach/defensive coordinator on Jan. 8, 2017.

Jean-Mary is an 18-year coaching veteran who served on Strong's staff at Texas for the past three seasons as the Longhorns' linebackers coach and recruiting coordinator. Jean-Mary has spent the past seven seasons on Strong's staffs, also joining him as assistant head coach/linebackers coach at Louisville from 2010-13. Jean-Mary also coached linebackers at Georgia Tech (2004-09) and was a secondary coach at North Alabama (2003).

Jean-Mary helped assemble three top-15 ranked recruiting classes at Texas. The Longhorns' 2014 signing class was ranked No. 15 by Scout, while the 2015 and 2016 classes both ranked in the top 10 checking in at No. 7 and No. 8 in the country, respectively.

At Texas, Jean-Mary mentored four All-Big 12 linebackers. During the 2015 season, Malik Jefferson was named a freshman All-American and Big 12 Conference Freshman Defensive Player of the Year, while linebacker Peter Jinkens earned second team All-Big 12 accolades.

Three of his former players were selected in the 2015 NFL Draft, as Jordan Hicks was a third-round pick and former Louisville players – Lorenzo Mauldin and Deiontrez Mount – were selected in the third and sixth rounds, respectively.

At Louisville, Jean-Mary served as assistant head coach/linebackers coach helping Strong amass a 37-15 record and a pair of Big East Conference Championships (2011, 2012). The Cardinals also made four straight bowl game appearances (3-1 record), including a victory over No. 4 Florida in the 2013 Allstate Sugar Bowl, and had the nation's fourth-best winning percentage (23-3; 88.5%) over the 2012 and 2013 seasons.

In 2013, Louisville led the nation in total defense (251.5 ypg), rushing defense (80.7 ypg), sacks (3.31 pg), fewest first downs allowed (183), and third-down conversion defense (26.7%). Louisville also ranked second in scoring defense (12.2 ppg), while placing in the top 10 in pass efficiency defense (fourth), passing yards allowed (fifth), tackles for loss (sixth) and red-zone defense (fifth). LB Preston Brown earned second-team All-AAC East honors under Jean-Mary and was a third-round pick in the 2014 NFL Draft.

In 2012, Louisville posted an 11-2 record, claimed a Big East Championship and finished the year ranked 13th in the BCS Standings. The Cards capped the year with a 33-23 upset win over No. 4 Florida in the Allstate Sugar Bowl. Louisville ranked 16th in passing defense (154.2 ypg) and 23rd in total defense (340.3 ypg).

In Jean-Mary's first two seasons with the program (2010-11), Louisville recorded 7-6 records, including winning five of its last six games in 2011 to win a share of the Big East title. The defense ranked 10th in the nation against the run (100.5 ypg), while finishing in the top 25 in scoring defense (17th/20.1 ppg), total defense (23rd/327.9 ypg), sacks (21st/2.54 pg) and tackles for loss (22nd/7.1 pg).

The 2010 season finished with a win over Southern Mississippi, 31-28, in the 2010 Beef 'O' Brady's Bowl in St. Petersburg, Fla. The Cardinals defense was once again one of the best in the nation, ranking sixth in sacks (3.0 pg), ninth in pass defense (167.4 ypg), 13th in third-down conversion defense (34.1 percent), 14th in total defense (311.7 ypg) and 18th in scoring defense (19.4 ppg).

Prior to his time at Louisville, Jean-Mary was the linebackers coach at Georgia Tech from 2004-09. He was instrumental in building a defense that was one of the most consistent in the country. It ranked among the nation's top 30 in rushing defense, total defense and scoring defense in five of his six seasons he was there.

Jean-Mary spent two years (2001-02) as a defensive graduate assistant at South Carolina under Lou Holtz and one year (2000) as a graduate assistant on the strength and conditioning staff at Louisville.

A native of Apopka, Fla., Jean-Mary played college football at Appalachian State, where he earned a bachelor's degree in 1998. Jean-Mary is married to the former Jerilyn Ardis and has two daughters, Brooke and Brittany.



**COACHING EXPERIENCE - 18 YEARS**

2000	Louisville ...Asst. Strength & Conditioning Coach
2001-02	South Carolina ..... Graduate Assistant
2003	North Alabama ..... Secondary
2004-09	Georgia Tech ..... Linebackers
2010-13	Louisville ..... Asst. HC/Linebackers
2014-16	Texas ..... Lbs/Recruiting Coordinator
2017	USF ..... Asst. Head Coach/Def. Coordinator - Linebackers

**PLAYING EXPERIENCE**

1993-97	Appalachian State (linebacker)
---------	--------------------------------

**EDUCATION**

1998	Appalachian State
------	-------------------

**PERSONAL DATA**

Wife: Jerilyn  
 Children: Brooke & Brittany  
 Hometown: Apopka, Fla.



OUTLOOK

PLAYERS

COACHES

REVIEW

RECORDS

HISTORY

USF

MEDIA



# OFFENSIVE COORDINATOR/QUARTERBACKS COACH **STERLIN GILBERT**

## 1st Season At USF • Angelo State, '02

**Sterlin Gilbert** as was named offensive coordinator/quarterbacks coach at USF on Jan. 6, 2017.

Gilbert previously served as offensive coordinator and quarterbacks coach under head coach Charlie Strong at Texas during the 2016 season and previously held positions as co-offensive coordinator/quarterbacks coach at Tulsa (2015), Bowling Green (2014) and Eastern Illinois (2012-13). Gilbert's last four offenses at four different universities have posted a combined average of 505.3 yards and 36.8 points per game, producing 304.3 yards per game through the air and 200.9 yards per game on the ground.

Gilbert's Texas offense ranked 17th in the nation and second in the Big 12 in rushing, posting 239.3 yards per game on the ground, and was 16th nationally and fifth in the Big 12 averaging 491.3 total yards per game. Longhorn running back D'Onta Foreman became just the 28th player in FBS history to rush for over 2,000 yards in a season. He ran for over 100 yards in all 11 games he played and ranked first in the nation in rushing yards per game (184.4 ypg), second in total rushing yards (2,028 yards) and third in all-purpose yards (191.18 ypg). Foreman earned first team All-America honors and was named the 2016 Doak Walker Award winner and the 2016 Big 12 Conference Offensive Player of the Year. Freshman quarterback Shane Buechele earned honorable mention as the conference's Offensive Freshman of the Year.

Prior to Texas, Gilbert led a Tulsa offense that ranked 11th in the nation in passing (333.2 ypg), 13th in total offense (507.4 ypg) and 21st in scoring (37.2 ppg) in the nation. The offense was led by American Athletic Conference first-team WR Keyarris Garrett, who is second in the country in receiving yards (1,451) and receiving yards per game (120.9 ypg), and tied for ninth in receptions (88). WR Josh Atkinson is just short of 1,000 receiving yards with 932, while QB Dane Evans is seventh in the country in passing (329.8 ypg) and 25th in efficiency (151.3).

Prior to his appointment at Tulsa, Gilbert was the co-offensive coordinator and quarterbacks coach for the 2014 season at Bowling Green. That year, the Falcons gained 432.9 total yards per game (41st NCAA), while averaging 173.0 yards on the ground and 259.9 yards passing. That production all came without the services of starting QB Matt Johnson, who was injured and would this year become the 2015 Mid-American Conference Offensive Player of the Year.

Gilbert mentored back-up QB James Knapke to a 3,000-yard passing season despite his only having 10 previous collegiate passing attempts. His 3,173 yards ranked seventh on the school single-season list at the time, while his 280 completions were sixth. Wide receiver Roger Lewis recorded 1,093 receiving yards and earned first-team All-MAC honors, while RBs Travis Green (949/12), Fred Coppet (764/6) and Andre Givens (479/8) combined for 2,192 yards and 26 TDs. BGSU finished the season with a victory over South Alabama in the 2014 Camellia Bowl.

During the 2012-13 seasons, Gilbert served as the offensive coordinator at Eastern Illinois, where in his second year he was named 2013 FootballScoop FCS Coordinator of the Year. The Panthers led the nation in total offense (589.5 ypg) and scoring (48.2 ppg), while ranking second with 372.4 passing yards, and 20th with 217.1 rushing yards per game, leading to a 12-2 record and an Ohio Valley Conference Championship.

Under the guidance of Gilbert, QB Jimmy Garoppolo was named the 2013 Walter Payton Award winner, the FCS equivalent of the Heisman Trophy, given to the nation's best player. Garoppolo led the nation and ranked second in FCS single-season history with 5,050 passing yards, while ranking second in the nation and fourth in FCS history with 53 passing TDs. He was also third in the country in passing efficiency (168.3) and was chosen OVC Offensive Player of the Year.

During his two seasons with Gilbert, Garoppolo passed for 8,873 yards and 84 TDs. He finished his career seventh in FCS history with 13,156 passing yards, and sixth with 118 passing TDs. He went on to become a second-round draft choice by the New England Patriots in the 2014 NFL Draft.

A former standout Texas high school quarterback and coach, Gilbert enjoyed a successful career as a high school coach. He was head coach at his alma mater, San Angelo Lake View (TX) High School, from 2008-10 and earned West Texas High School Coach of the Year honors in 2008. He was also a highly successful offensive coordinator and quarterbacks coach at Temple (TX) High School (2011) and Abilene Cooper High School (2006-07).

He began his coaching career as an assistant coach at Springtown (TX) High School (2003-04) before moving for one season to serve as a graduate assistant at the University of Houston.

Gilbert was a three-year starter and two-year captain at quarterback at Angelo State University, where he led the Rams to back-to-back Lone Star Conference South Division championships and concluded his career fourth all-time in total offense at the school. He was also a two-time All-State quarterback and 1996 District MVP at San Angelo Lake View High School, where he also earned Big XII Region All-America and All-West Texas 4A MVP honors.

He earned his degree in kinesiology with a minor in history from Angelo State in 2002.



### COACHING EXPERIENCE - 14 YEARS

2003	Springtown (Texas) HS	Running Backs
2004	Springtown (Texas) HS	Quarterbacks
2005	Houston	Graduate Assistant
2006-07	Cooper (Texas) HS	OC/Quarterbacks
2008-10	Lake View (Texas) HS	Head Coach
2011	Temple (Texas) HS	OC/Quarterbacks
2012-13	Eastern Illinois	OC/Quarterbacks
2014	Bowling Green	OC/Quarterbacks
2015	Tulsa	OC/Quarterbacks
2016	Texas	OC/Quarterbacks
2017	USF	Offensive Coordinator/ Quarterbacks

### PLAYING EXPERIENCE

1999-2002 Angelo State (quarterback)

### EDUCATION

2002 Angelo State (QB)

### PERSONAL DATA

Hometown: San Angelo, Texas



- OUTLOOK
- PLAYERS
- COACHES**
- REVIEW
- RECORDS
- HISTORY
- USF
- MEDIA





# DEFENSIVE BACKS COACH **BLUE ADAMS**

## 1st Season At USF • Cincinnati, '03

**A Miami native and former Dolphins coach**, Blue Adams was named the Bulls' defensive backs coach in February of 2017.

Adams, who played in four seasons at defensive back in the NFL, including two with the Tampa Bay Buccaneers, previously served as the cornerbacks coach at West Virginia in 2016.

At WVU, Adams helped the Mountaineers go 10-3 and reach the Capital One Citrus Bowl. WVU cornerback Rasul Douglas led the nation in interceptions per game (0.6) and posted eight total interceptions on the year as he earned second team All-America and first team All-Big 12 honors and was named Big 12 Defensive Player of the Year by ESPN.com. The Mountaineers ranked second in the Big 12 in pass-efficiency defense.

"Blue coached one of the best cornerbacks in the country last season and has great experience both on the collegiate and professional level as a player and a coach," Strong said. "He is a Miami native with great ties in the state of Florida and will be an excellent addition to our staff at USF."

Adams completed his seventh season in coaching in 2016. He spent four of those seasons as an assistant coach with the NFL's Miami Dolphins, first as assistant defensive backs coach (2012-13) and then as secondary coach (2014-15).

Prior to working with the Dolphins, Adams served as defensive backs coach at Northern Iowa (2011), where he was responsible for the entire secondary and served as the team's defensive pass game coordinator. His Panthers secondary finished with 13 of the team's 18 interceptions that season and cornerback Vermah Sonie earned all-conference honors. The Panthers were Missouri Valley co-champions and advanced to the FCS Playoff quarterfinals.

Adams began his coaching career as a graduate assistant at Purdue (2010), helping guide all-conference cornerback Ricardo Allen as the Boilermakers reached the Little Caesar's Pizza Bowl. Both Sonie and Allen went on to play in the NFL.

Adams played cornerback at Cincinnati and earned All-Conference USA honors in 2002. He earned his bachelor's degree from UC in 2003.

He was selected by the Detroit Lions in the seventh round of the 2003 NFL Draft. During his NFL career Adams, was a member of regular season rosters of teams in Detroit (2003), Jacksonville (2003), Tampa Bay (2005-06) and Cincinnati (2007). He also played for the Rhein Fire (2004) and earned All-NFL Europe honors.

Adams is a 1997 graduate of Miami Senior High School, where he earned all-state honorable mention and all-county first team honors in football.



### COACHING EXPERIENCE - 7 YEARS

2010	Purdue	Graduate Assistant
2011	Northern Iowa	Defensive Backs
2012-13	Miami Dolphins	Defensive Backs
2014-15	Miami Dolphins	Secondary
2016	West Virginia	Cornerbacks
2017	USF	Defensive Backs

### PLAYING EXPERIENCE

1998-2002	Cincinnati	defensive back
2003-2007	NFL - Cincinnati, Tampa Bay, Jacksonville, Detroit	
2004	NFL Europe, Rhein Fire	

### EDUCATION

2003	Cincinnati (CB)
------	-----------------

### PERSONAL DATA

Born: Oct. 15, 1979  
Hometown: Miami, Fla.



OUTLOOK

PLAYERS

**COACHES**

REVIEW

RECORDS

HISTORY

USF

MEDIA





**TIGHT ENDS COACH/SPECIAL TEAMS COORDINATOR**  
**JUSTIN BURKE**

**1st Season At USF • Louisville, '09**

A former Louisville and N.C. State quarterback, Justin Burke was named the USF tight ends and special teams coach on Jan. 11, 2017.

Burke, who played quarterback under Charlie Strong at Louisville, previously worked on Strong's staffs the last six seasons at Texas and Louisville. Most recently, Burke served as a quality control special assistant working with tight ends at Texas during the 2016 season. He also worked as an offensive special assistant (2014-15) at Texas, and as an offensive quality control assistant (2013) and offensive graduate assistant (2011-2012) at Louisville.

"Justin is a bright young coach with a great future and I'm happy he's joining us at USF," Strong said. "He's a former collegiate quarterback and an All-Big East Academic Team honoree with an MBA, so he's a smart guy with recent playing experience and will work great with our players at USF."

Burke played quarterback at Louisville (2008-10) and North Carolina State (2006-08) before beginning his collegiate coaching career as a recruiting intern under Nick Saban at Alabama in 2011.

"I am excited to join Coach Strong at South Florida and continue to build on the great momentum the program has going," Burke said. "It's a great opportunity for me to continue my coaching career and I'm really looking forward to working with some very talented tight ends and special teams players at USF."

Burke was a two-year letter winner and started eight games as a quarterback at Louisville before graduating with a degree in accounting in 2009. He went on to earn his master's degree in business administration from Louisville in 2011 and spent half a year working in the financial industry before returning to college football.

He joined Strong's staff in Louisville in 2011 and was part of team's that won a pair of Big East Conference Championships (2011, 2012) and had the nation's fourth-best winning percentage (23-3; 88.5%) over the 2012 and 2013 seasons. He worked with quarterbacks, wide receivers and tight ends during his time at Louisville, including 2012 Big East Offensive Player of the Year Teddy Bridgewater and first team All-AAC wide receiver Devante Parker.

At Texas, Burke worked with wide receivers and quarterbacks as the senior offensive special assistant. He oversaw three staff members and assisted in game planning the pass game and opponent breakdowns as well as special teams punt and kickoff schemes.

Burke was a three-time All-Big East Academic Team honoree and a 2006 All-ACC Academic Team honoree. He was part of the North Carolina State honors program and earned Dean's List recognition several times at North Carolina State and Louisville.



**COACHING EXPERIENCE - 6 YEARS**

2011-12	Louisville.....	Graduate Assistant
2013	Louisville.....	Offensive Quality Control Asst.
2014-15	Texas .....	Offensive Special Assistant
2016	Texas .....	Quality Control Special Asst.
2017	USF .....	Tight Ends/Special Teams

**PLAYING EXPERIENCE**

2006-10	Louisville, N.C. State (QB)
---------	-----------------------------

**EDUCATION**

2009	Bachelor's in accounting, Louisville
2011	Master's in business administration, Louisville

**PERSONAL DATA**

Born: Nov. 12, 1987  
 Hometown: Lexington, Ky.



2017 **USF** FOOTBALL

- OUTLOOK
- PLAYERS
- COACHES
- REVIEW
- RECORDS
- HISTORY
- USF
- MEDIA





# DEFENSIVE ENDS COACH **DAMON COGDELL**

## 1st Season At USF • West Virginia, '99

**A former standout linebacker at West Virginia**, Damon Cogdell joined the USF coaching staff as defensive ends coach in February of 2017.

A highly successful high school coach in the state of Florida and former assistant coach at West Virginia University, Cogdell most recently served as associate head coach and defensive coordinator for 2016 Florida Class 6A State Champion Carol City High School.

In his one season guiding the Carol City defense, Cogdell produced a unit that led South Florida, giving up just 105 yards and 9.2 points per game while playing a schedule that featured 10 of 12 opponents that reached the state playoffs. The Chiefs posted a 14-6 victory over Lake Gibson in the 2016 Class 6A state title game, in which Lake Gibson posted just 89 yards.

Prior to returning to Florida to coach at Carol City, Cogdell spent two seasons as an assistant coach at West Virginia (2014-15). He coached the defensive line for the Mountaineers and helped Shaq Riddick earn Big 12 Newcomer of the Year honors in 2014. Riddick was selected in the fifth round of the NFL Draft. Cogdell coached in the Liberty Bowl (2014) and Cactus Bowl (2015) while at WVU.

Cogdell coached at Miramar High School in Miami, Fla., from 2002 to 2013, serving as head coach and defensive coordinator since 2007 and defensive coordinator throughout his stint. He also served as the school's athletic director.

Cogdell compiled an impressive 72-19 record as a head coach and led Miramar to the 2009 Class 8A state championship and a 2011 runner-up finish. He was selected the 2009 High School Coach of the Year by Nike, the Black Coaches Association of America, The Miami Herald and the Ft. Lauderdale Sun Sentinel. Cogdell was the first runner-up for National High School Coach of the Year by the U.S. Army All-American Bowl in 2012. Miramar's 2009 defense gave up just 122 yards per game, while the 2011 team gave up just 143.

Cogdell's teams advanced to at least the second round of the state high school playoffs every season. He coached more than 50 players that went on to play collegiate football, including West Virginia standouts Geno Smith, an All-Big 12 quarterback drafted in the second round of the NFL Draft by the New York Jets, and wide receiver Stedman Bailey, a first-team All-American selected in the third round of the NFL Draft by the St. Louis Rams.

In his second year as head coach in 2008, Miramar went 11-3 and advanced to the regional finals while ranking as high as No. 10 in the state. He led the top defense in the state in 2009 and became the first coach in Broward County to win a state championship. His 2013 squad went 12-1 and advanced to the third round of the state playoffs, finishing ranked No. 13 in the state.

Cogdell coached numerous all-star games, including serving as head coach of the Private vs. Public Schools All-Star Game in 2010, and saw his defenses rank No. 1 in Broward County three times between 2002-06.

From 2000 to 2002, Cogdell coached linebackers and running backs at Centennial High School in Alpharetta, Ga., where he earned 2002 Assistant Coach of the Year honors from the Georgia Athletic Coaches Association and helped Centennial to the state playoffs both seasons.

Cogdell was a standout linebacker at West Virginia, lettering in 1997 and 1998. He posted 66 tackles as a senior and finished his career with 107. He earned his bachelor's degree from WVU in 1999.

He went on to start at linebacker for the British Columbia Lions of the CFL (2000 & 2001) and was part of the Lions' 2000 Gray Cup Championship.

Cogdell and his wife, LeAndra, have two daughters, Destanie and Amaya, and a son, Damon, Jr.



### COACHING EXPERIENCE -17 YEARS

2000-02	Centennial HS	.....	LBs/Running Backs
2002-06	Miramar HS	.....	Defensive Coordinator
2007-13	Miramar HS	.....	HC/Def. Coord./AD
2014-15	West Virginia	.....	Defensive Line
2016	Carol City HS	.....	Assoc. HC/Def. Coordinator
2017	USF	.....	Defensive Ends

### PLAYING EXPERIENCE

1997-98	West Virginia (Linebacker)
2000-01	CFL, British Columbia

### EDUCATION

1999	West Virginia (LB)
------	--------------------

### PERSONAL DATA

Hometown: Opa-Locka, Fla.  
 Wife: LeAndra  
 Children: Destanie, Amaya & Damon Jr.



OUTLOOK

PLAYERS

COACHES

REVIEW

RECORDS

HISTORY

USF

MEDIA



# DEFENSIVE TACKLES COACH **SEAN CRONIN**

## 1st Season At USF • Georgetown College, '02

**A part of four national championship winning teams**, Sean Cronin joined the USF coaching staff in February of 2017 as the Bulls' defensive tackles coach.

Cronin previously worked with USF Head Coach Charlie Strong at the University of Florida, where as a graduate assistant he helped the Gators to win BCS National Championships in 2006 and 2008. Cronin also won a pair of FCS National Championships as a defensive lineman at Georgetown College (Ky.) in 2000 and 2001.

Cronin served as defensive ends coach at Marshall University from 2013 to 2016, helping the Herd to post 127 quarterback sacks in his four seasons on staff. Cronin helped Marshall post three seasons with 10 or more wins, three bowl victories and an overall record of 36-17 during his four seasons.

In 2013, the Herd went 10-4 and downed Maryland in the Military Bowl. In 2014, Marshall went 13-1, won a league title, beat Northern Illinois in the Boca Raton Bowl and finished ranked in the AP Top 25. In 2015, the Herd posted a 10-3 record and a St. Petersburg Bowl victory.

Cronin guided Gary Thompson to Conference USA All-Freshman Team honors in 2013. Thompson posted 19 sacks and 29 tackles for loss on his career, including nine sacks, 12.5 tackles for loss and 16 quarterback hurries during the 2015 season. Cronin also guided Ryan Bee to a spot on the Conference USA All-Freshman Team in 2015 with 59 tackles, 8.5 TFL and four sacks. Bee posted 8.5 sacks and 15.0 tackles for loss in his first two seasons under Cronin. Arnold Blackmon earned C-USA second team honors at defensive end in 2014 for the Herd.

Cronin served three stints at Marshall, two on head coach Doc Holliday's staff. He previously worked as a defensive line coach in 2010 under Holliday and was a graduate assistant at Marshall in 2005.

From 2011-12, Cronin served as defensive line coach at Temple, helping guide three-time All-Mid-American Conference first team defensive end Adrian Robinson and All-MAC defensive end Morkeith Brown. The Owls defense dominated the league in 2011, leading in five categories while ranking No. 3 nationally in scoring defense. In 2012, Brown (Tampa Bay) and DE Adrian Robinson (Pittsburgh) signed NFL rookie free agent contracts, helping to set the Temple school record with a class of 12 NFL signees.

Prior to his second stint at Marshall, Cronin spent the 2009 season as the defensive line coach at The Citadel and three years (2006-08) as a graduate assistant defensive coach at Florida, where he worked with eight NFL Draft picks.

Cronin helped Florida to BCS National Championships in his first and third seasons (2006 and 2008). Cronin went to UF after spending the 2005 season at Marshall, where he served as the offensive and special teams quality control assistant.

Cronin began his collegiate playing career at the University of Cincinnati, where he was a defensive end before transferring to Georgetown College, where he played defensive end his first season and defensive tackle during his final two years. He helped Georgetown win two national titles (2000 and '01) and was an All-American and All-Conference selection in 2002.

Cronin earned his bachelor's degree in history with a minor in coaching from Georgetown in 2002. After graduation, he spent the spring semester interning with the defensive line and in strength and conditioning efforts. He went on to work at Clarion University (Pa.), where he spent two seasons as linebackers coach for the NCAA Division II program and completed his master's degree in rehabilitative science in 2004.

Cronin is married to the former Emily Heater. The couple have three daughters, Grace, Caitlin and Mary, and a son, Joseph.



### COACHING EXPERIENCE - 15 YEARS

2003-04	Clarion University (Pa.)	Linebackers
2005	Marshall	Graduate Assistant
2006-08	Florida	Graduate Assistant
2009	The Citadel	Defensive Line
2010	Marshall	Defensive Line
2011-12	Temple	Defensive Line
2013-16	Marshall	Defensive ends
2017	USF	Defensive Tackles Coach

### PLAYING EXPERIENCE

1999	Cincinnati (DE)
2000-2002	Georgetown College (DE)

### EDUCATION

2002	Bachelor's in history, Georgetown College
2004	Master's in rehab science, Clarion University

### PERSONAL DATA

Hometown: Cincinnati  
 Wife: Emily  
 Children: Grace, Caitlin, Mary & Joseph



- OUTLOOK
- PLAYERS
- COACHES
- REVIEW
- RECORDS
- HISTORY
- USF
- MEDIA





# RUNNING BACKS COACH **SHAUN KING**

## 2nd Season At USF • Tulane, '98

**A St. Petersburg native and former Tampa Bay Buccaneers quarterback**, Shaun King joined the Bulls' coaching staff as quarterbacks coach under Willie Taggart in February of 2016. He was named running backs coach under head coach Charlie Strong in January of 2017.

King played six seasons in the NFL, including five with the Buccaneers, and was among the first true dual-threat quarterbacks in NCAA football.

King had a very successful first season in collegiate coaching in 2016. He helped guide quarterback Quinton Flowers to numerous USF season records, including marks for total offense (4,337 yards), total touchdowns (42), passing touchdowns (24), rushing yards (1,530) and rushing touchdowns (18).

Flowers was named the 2016 American Athletic Conference Offensive Player of the Year and his rushing total of 1,530 yards ranked as the fifth-best mark ever by an FBS quarterback. Flowers' 7.73 yards per carry average set a USF record and ranked fourth among all FBS players in 2016.

Under Flower's direction, the USF offense set nearly 40 team and individual records, including team records for total yards (6,650), rushing yards (3,714) and scoring (569 points), while the Bulls posted a school-record 11-2 mark, achieved a Top 25 ranking and won the program's fifth bowl game.

Prior to accepting his first collegiate coaching position at USF, King most recently worked as an NFL and college football analyst for NBC and Yahoo Sports. His previous coaching experience includes serving as assistant head coach coach of Team Tampa 7-on-7, quarterbacks coach for Big County Preps and assistant head coach, offensive coach and quarterbacks coach at Gibbs High School (St. Petersburg).

Selected by the Tampa Bay Buccaneers in the second round of the 1999 NFL Draft, King went on to pass for 4,566 yards and 27 touchdowns with a QB rating of 73.4 in the NFL. He played for Tampa Bay (1999-2003) and Arizona (2004) during a six-year NFL career. He also played one season for the Las Vegas Gladiators (2007) in the Arena Football League.

King took over for an injured Trent Dilfer toward the end of his rookie season in Tampa Bay. He led the Buccaneers to a 4-1 record in the final five games, an NFC Central Division title and an appearance in the 1999 NFC Championship game vs. the Rams.

In the 2000, King started all 16 games and led the Bucs to a 10-6 record while completing 54 percent of his passes for 2,769 yards and 18 touchdowns while also running for five touchdowns. He led Tampa Bay to a thrilling Monday Night Football win that clinched a playoff spot, driving the trailing Buccaneers for a game-winning touchdown vs. the Rams with less than a minute to play.

King was a member of the Buccaneers' Super Bowl XXXVII championship team before departing Tampa Bay in 2004 with a 14-8 (.636) record in regular season games. He went on to start two games for the Arizona Cardinals, throwing for a season-high 343 yards against the Carolina Panthers in 2006.

A four-year starter at quarterback at Tulane, King completed 55.7 percent of his passes for 8,695 yards, 72 touchdowns and 34 interceptions on his collegiate career for a passer rating of 130.6. He also amassed 1,158 yards rushing and 20 touchdowns while starting 52 games at quarterback.

One of the first true dual-threat quarterbacks, King finished 10th in Heisman Trophy voting during the 1998 season, as he led the Green Wave to a perfect 12-0 season and victory over BYU in the Liberty Bowl. He completed 68 percent of his passes for 3,508 yards and 38 touchdowns with just six interceptions for an NCAA record 183.3-passer rating. He also ran for 641 yards and 11 touchdowns, to become the first player in NCAA history to pass for over 3,000 yards and run for more than 500 yards in a season.

Running the spread offense under quarterbacks coach Rich Rodriguez, he became the first player in NCAA history to both pass for 300 yards and rush for 100 yards in the same game against Army on Nov. 14, 1998.

King earned a degree in marketing from Tulane's AB Freeman School of Business in 1998. He was born in St. Petersburg in 1977 and graduated from Gibbs High School, where he was inducted into the school's Hall of Fame in 2016.

King and his wife, Faith, have three children: Ahja (7), Adara (4) and Shaun Jr. (2).



### COACHING EXPERIENCE - 6 YEARS

2006	Gibbs HS	Asst. Head Coach/Offense
2008	Gibbs HS	Quarterbacks
2015	Big County Preps	Quarterbacks
2015-16	Team Tampa 7-on-7	Asst. Head Coach/Offense
2016	USF	Quarterbacks
2017	USF	Running Backs

### PLAYING EXPERIENCE

1995-98	Tulane (QB)
	NCAA pass efficiency record (1998); 1st NCAA QB to pass for 3,000 & run for 500+ yards in the same season; 1998 Conference USA Offensive Player of the Year;
1999-2003	Tampa Bay Buccaneers (QB) (2nd Rd. Pick 1999 NFL Draft); led team to 1999 NFC Championship; part of Super Bowl XXXVII champion team
2004	Arizona Cardinals (QB)
2007	Las Vegas Gladiators (AFL) (QB)

### EDUCATION

1998 B.S. Marketing, Tulane

### PERSONAL DATA

**Born:** May 29, 1977 in St. Petersburg, Fla.  
**Wife:** Faith  
**Children:** Ahja, Adara & Shaun Jr.  
**Hometown:** St. Petersburg, Fla.



OUTLOOK

PLAYERS

COACHES

REVIEW

RECORDS

HISTORY

USF

MEDIA



**OFFENSIVE LINE COACH/RUN GAME COORDINATOR**  
**MATT MATTOX**

**1st Season At USF • Houston, '05**

Having helped D'Onta Foreman to a 2,000-yard rushing season in 2016, Matt Mattox was named the Bulls' offensive line coach and run game coordinator on Jan. 11, 2017.

In his 11th year of coaching, Mattox spent last season on head coach Charlie Strong's staff at Texas in the same position. Mattox has spent the last four seasons coaching alongside USF offensive coordinator Sterlin Gilbert, previously serving as co-offensive coordinator/offensive line coach at Tulsa (2015) and Bowling Green (2014), and offensive line coach at Eastern Illinois (2013).

At Texas, Mattox coached All-Americans Connor Williams (left tackle) and running back D'Onta Foreman, who helped the Longhorns average 491.3 yards per game (16th in FBS) and 239.3 rushing yards per game (17th). The offense set a school record in 2016, totaling seven games with more than 500 yards. Under Mattox's guidance, Foreman finished second nationally with 2,028 rushing yards in 11 games, just the ninth Power 5 Conference player in NCAA history to record 2,000 yards in a season without the help of a bowl game. Foreman was named the 2016 Doak Walker Award winner and the 2016 Big 12 Conference Offensive Player of the Year.

In 2015, Mattox worked as co-offensive coordinator with Gilbert to help lead a Tulsa attack that ranked 11th nationally in passing (333 ypg), 13th in total offense (507 ypg) and 21st in scoring (37 ppg). The offense was led by American Athletic Conference first-team receiver Keyarris Garrett, who finished with 1,588 receiving yards, 122.2 yards per game. Josh Atkinson amassed 1,071 receiving yards, while quarterback Dane Evans passed for 4,332 yards and 25 touchdowns.

Prior to Tulsa, Mattox was the co-offensive coordinator and offensive line coach at Bowling Green in 2014. The Falcons gained 432.9 yards per game to rank 41st nationally in total yards, while averaging 173.0 yards on the ground and 259.9 yards passing, all without starting QB Matt Johnson who was injured and would the next year become the 2015 Mid-American Conference Offensive Player of the Year.

During the 2013 season, Mattox served as the offensive line coach at Eastern Illinois, which led the FCS in total offense (589.5 ypg) and scoring (48.2 ppg), while ranking second with 372.4 passing yards, and 20th with 217.1 rushing yards per game, leading to a 12-2 record and an Ohio Valley Conference Championship.

Before Eastern Illinois, Mattox spent six years as an offensive line/tight ends coach in the junior college ranks. He served as the offensive coordinator during the 2012 season at Coffeyville Community College in Kansas. In his one season at Coffeyville, the offense averaged 370.2 total yards, including 170.2 rushing, and 28.8 points per game. Five of Coffeyville's offensive players earned all-conference honors, including sophomore C.D.J. Lynn and freshman OG Hayden Chandler.

Prior to Coffeyville, Mattox was the offensive line/tight ends coach at Butler (Kan.) Community College. During five seasons with the school from 2007-11, he helped coach the program to four conference and NJCAA Region VI Championships. In his tenure, he coached 31 all-conference offensive linemen and six junior college All-Americans.

Mattox began his coaching career at the University of Houston under Art Briles, first working with the football program as an assistant strength coach in 2005 and then as a graduate assistant in 2006, assisting with the offensive tackles.

A native of Holton, Kan., Mattox was a second-team junior college All-American tight end at Butler Community College. He played his final two collegiate seasons (2002-03) at Houston under Briles, moving from tight end to offensive tackle prior to his senior season. As a senior, Mattox earned second-team All-Conference USA honors at offensive tackle as the Cougars posted a 7-6 record and played in the Hawaii Bowl.

Mattox earned his bachelor's degree in sports administration with a minor in health from Houston in 2005. He and his wife, Stacey, have two children, Kirby and Macey.



**COACHING EXPERIENCE - 12 YEARS**

2005	Houston	Asst. Strength Coach
2006	Houston	Graduate Assistant
2007-11	Butler Community College	OL/Tight Ends
2012	Coffeyville Comm. College	OC
2013	Eastern Illinois	Offensive Line
2014	Bowling Green	Co-OC/Offensive Line
2015	Tulsa	Co-OC/Offensive Line
2016	Texas	OL/Run Game Coordinator
2017	USF	OL/Run Game Coordinator

**PLAYING EXPERIENCE**

2000-01	Butler Community College/Houston (TE)
2002-03	Houston (TE/OT)

**EDUCATION**

2005	Houston
------	---------

**PERSONAL DATA**

Born: Feb. 9, 1982  
 Wife: Stacey  
 Children: Kirby & Macey  
 Hometown: Holton, Kan.



- OUTLOOK
- PLAYERS
- COACHES
- REVIEW
- RECORDS
- HISTORY
- USF
- MEDIA





# WIDE RECEIVERS COACH CHARLIE WILLIAMS

## 1st Season At USF • Colorado State, '82

**Previously a coach with the Tampa Bay Buccaneers**, Charlie Williams returned to the Bay Area as the Bulls' wide receivers coach in January of 2017.

Williams, a 31-year coaching veteran, held the same position on Charlie Strong's staff at Texas last season after previously coaching the Indianapolis Colts' running backs in 2015. Williams served as the Colts' receivers coach from 2012-14 and initially gained NFL experience as a receivers coach for the Tampa Bay Buccaneers from 1996-2001.

At Texas, Williams coached a receivers group that had seven players finish with at least 20 catches in 2016. Junior Armanti Foreman led the team with 34 receptions for 420 yards and he was one of six players with three TD catches. Junior Jake Oliver and senior Jacorey Warrick combined for 66 catches, 718 yards and six touchdowns. Freshman Devon Duvernay averaged 20.6 yards per catch for an offense that averaged 252 passing yards per game.

Williams returns to the Bay Area where he spent six seasons (1996-2001) as receivers coach with the Tampa Bay Buccaneers under head coach Tony Dungy. While with Tampa Bay he tutored standout performers such as Keyshawn Johnson, Reidel Anthony and Jacquez Green. Johnson was chosen to play in three Pro Bowls while Williams was his position coach. The 2000 and 2001 Tampa Bay offenses set several franchise offensive records, and the team advanced to the playoffs four times during his tenure.

In 2015 as the Colts' running backs coach, Williams helped Frank Gore post 967 rushing yards, six touchdowns and more than 1,200 yards from scrimmage for the 10th straight NFL season. In his most recent year as Indianapolis' receivers coach, Williams helped Colts receivers combine for 219 receptions for 3,004 yards and 16 touchdowns in 2014. T.Y. Hilton became the third player in franchise history to post back-to-back 1,000-yard receiving seasons and recorded the most receptions (214), receiving yards (3,289) and 100-yard receiving games (16) in the first three seasons of a player's career in Colts history.

Also in 2014, Reggie Wayne finished second on the team with 64 receptions for 779 yards and moved into seventh place in NFL history in career receptions (1,070) and eighth in receiving yards (14,345). First-year receiver Donte Moncrief became the seventh rookie in team history to record multiple 100-yard receiving games in a single season. The wide receivers helped Indianapolis lead the NFL in receiving yards and finish fourth in receptions during the regular season and then advance to the AFC Championship Game, finishing with a 13-6 record.

Prior to Indianapolis, Williams was the wide receivers coach at the University of North Carolina for five seasons (2007-11), where he developed some of the most prolific receivers in school history.

Dwight Jones was a two-time All-ACC honoree and finished ranked fifth at UNC in career receptions (152) and receiving yards (2,163) and fourth in receiving touchdowns (16). In 2011, he set the school single-season mark for receptions (85/ No. 5 on the ACC list), tied the touchdown receptions record (12) and posted the second-most receiving yards (1,196) en route to second-team all-conference honors. His averages of 6.5 catches and 92.0 receiving yards per game both ranked 22nd in the nation.

Williams was also responsible for the development of 2008 first-team All-ACC wide receiver Hakeem Nicks, who finished his three-year North Carolina career with 14 school records including career receptions (181), receiving yards (2,580) and touchdowns (21). All three starting wide receivers from 2008 were selected in the 2009 NFL Draft, including Nicks, Brandon Tate (third round – New England Patriots) and Brooks Foster (fifth round – St. Louis Rams).

Williams went to North Carolina after serving as wide receivers coach at the University of Arizona from 2004-06. Williams also coached one season for Lou Holtz at South Carolina in 2003, where he helped develop Troy Williamson, who would become a 2005 first-round NFL draft pick of the Minnesota Vikings.

Prior to his first NFL stint with Tampa Bay, Williams was receivers coach for three seasons (1993-95) at Miami, two under Dennis Erickson and one under Butch Davis.

A native of Long Beach, Calif., Williams began his coaching career at Long Beach City College in 1984. He worked as wide receivers coach for two years at New Mexico State (1986-87), four seasons at TCU (1988-91) and one year at Minnesota (1992) before joining the Miami program.

A 1982 graduate of Colorado State, Williams played two years as a defensive back for the Rams (1978-79). He and his wife, Lisa, have two daughters, Sydney and Jada, and a son, Gregory.



### COACHING EXPERIENCE - 32 YEARS

1984	Long Beach City College	.....	Defensive Backs
1986-87	New Mexico State	.....	Running Backs
1988-91	Texas Christian	.....	Receivers/Running Backs
1992	Minnesota	.....	Wide Receivers
1993-95	Miami	.....	Wide Receivers
1996-2001	Tampa Bay Buccaneers	.....	Wide Receivers
2003	South Carolina	.....	Wide Receivers
2004-06	Arizona	.....	Wide Receivers
2007-11	North Carolina	.....	Wide Receivers
2012-14	Indianapolis Colts	.....	Wide Receivers
2015	Indianapolis Colts	.....	Running Backs
2016	Texas	.....	Wide Receivers
2017	USF	.....	Wide Receivers

### PLAYING EXPERIENCE

1978-79 Colorado State (DB)

### EDUCATION

1982 Colorado State

### PERSONAL DATA

Wife: Lisa  
 Children: Sydney, Jada & Gregory  
 Hometown: Long Beach, Calif.



OUTLOOK

PLAYERS

COACHES

REVIEW

RECORDS

HISTORY

USF

MEDIA



# HEAD STRENGTH & CONDITIONING COACH **PAT MOORER**

## 1st Season At USF • Florida, '92

**A certified Master Strength and Conditioning Coach**, Pat Moorer was named USF head strength and conditioning coach in February of 2017. Moorer oversees the USF Athletics strength and conditioning staff and programs for all USF teams as well as directly develops and implements strength and conditioning for the Bulls' football program.

Entering his 26th year in collegiate coaching, Moorer spent the previous seven seasons as head strength and conditioning coach on USF head football coach Charlie Strong's staffs at Texas (2014-16) and Louisville (2010-13). Moorer and Strong were first part of the same program in 1988, when Moorer played linebacker and Strong served as outside linebackers coach at the University of Florida.

Moorer trained three Louisville players selected in the first round of the 2014 NFL Draft and had 16 Longhorn players either selected in the NFL Draft or signed as free agents during his first two seasons at Texas.

At Texas, Moorer trained defensive tackle Hassan Ridgeway was drafted in the fourth round of the 2016 NFL Draft by the Indianapolis Colts, while five other players - DE Shiro Davis (Chiefs), WR Daje Johnson (Falcons), WR Marcus Johnson (Eagles), K Nick Rose (Falcons) and CB Duke Thomas (Texans) - signed UDFA contracts. Former Louisville DT Sheldon Rankins was also drafted in the first round by the New Orleans Saints, while two other former Cardinals signed UDFA contracts.

Defensive tackle Malcom Brown (first round to New England), Jordan Hicks (third round to Philadelphia), safety Mykkele Thompson (fifth round to NY Giants), cornerback Quandre Diggs (sixth round to Detroit) and tight end Geoff Swaim (seventh round to Dallas) were taken in the 2015 NFL Draft while deep snapper Nate Boyer (Seattle), running back Malcom Brown (St. Louis), wide receiver John Harris (Philadelphia), defensive end Cedric Reed (Buffalo) and wide receiver Jaxon Shipley (Arizona) signed as free agents. In addition, nine of Moorer's former players at Louisville were picked in the 2015 draft.

At Louisville, Moorer had an immediate impact on the Cardinals, helping a team that went 15-21 the three years prior to his arrival, including a 4-8 mark in 2009, to back-to-back 7-6 marks his first two seasons on staff. In 2012, Louisville went 11-2 with a Sugar Bowl win over Florida, Moorer's alma mater, and in 2013 the Cardinals went 12-1 with a win over Miami (Fla.) in the Russell Athletic Bowl.

A native of Pensacola, Fla., Moorer played inside linebacker for four seasons at Florida, the last two of which overlapped with Strong's second tenure on the UF staff. At UF, Moorer went from a walk-on to become the 1986 SEC Freshman of the Year. He led UF in tackles in 1988-89, served as team captain as a senior and played in three bowl games. Moorer went on to play linebacker for the NFL's San Diego Chargers in 1990 before playing for the Frankfurt Galaxy (1991-92) of the World Professional League (later NFL Europe).

Moorer began his coaching career as assistant strength and conditioning coach at Florida (1992-94) before being promoted to coordinator of strength and conditioning at UF (1995-96), his time overlapping with three seasons of Strong's third tenure on the Florida coaching staff.

Moorer went on to serve as director of strength and conditioning at Illinois (1997-98) before reuniting with Strong at South Carolina in 1999. Moorer was director of strength and conditioning at South Carolina from 1999-2009, overlapping with a four-year period in which Strong served as the Gamecocks' defensive coordinator (1999-2002). At USC, Moorer managed four strength facilities and eight coaches.

Moorer was certified as a Master Strength and Conditioning Coach (MSCC) by the Collegiate Strength & Conditioning Coaches Association (CSCCA) in 2006, the highest honor that can be achieved in the profession. He also served as the personal trainer to former Florida running back Emmitt Smith, the NFL's all-time leading rusher.

He earned a bachelor of science degree in health and human performance from Florida in 1992 and is a 2001 graduate of the Sports Management Institute. A graduate of Escambia High School, Moorer and his wife, Sharon, have two sons, Patrick II and Kaleb Ivan, and a daughter, Nina Rae.



### COACHING EXPERIENCE - 25 YEARS

1992-94	Florida	Asst. Strength & Conditioning Coach
1995-96	Florida	Strength & Conditioning Coordinator
1997-98	Illinois	Director of Strength & Conditioning
1999-2009	South Carolina	Dir. of Strength & Conditioning
2010-13	Louisville	Head Strength & Conditioning Coach
2014-16	Texas	Head Strength & Conditioning Coach
2017	USF	Head Strength & Conditioning Coach

### PLAYING EXPERIENCE

1986-89	Florida	(linebacker)
1990	San Diego	Chargers
1991-92	NFL Europe	Frankfurt Galaxy

### EDUCATION

1992	B.S. health & human performance	Florida
2001	Sports Management Institute	

### PERSONAL DATA

Wife: Sharon  
 Children: Patrick II, Kaleb Ivan & Nina Rae  
 Hometown: Pensacola, Fla.



- OUTLOOK
- PLAYERS
- COACHES**
- REVIEW
- RECORDS
- HISTORY
- USF
- MEDIA





**DIRECTOR OF OPERATIONS  
CLIFFORD SNOW**

**1st Season At USF • Central Conn. St., 83'**


Clifford Snow is in his first season as USF's director of football operations after serving in the same role on head coach Charlie Strong's previous staffs at Texas and Louisville. He has over 18 years of football operations experience having worked with five other football programs.

Snow oversees many aspects of the USF football program, including team travel, personnel, departmental budget, game day operations and is a liaison to the athletic departments' senior staff along with handling several other organizational duties. Snow served in a similar capacity under Strong while at Texas (2014-16) and Louisville (2011-14).

Snow has previously served as director of operations at the Kentucky (2010-11), East Carolina (2004-10) and South Carolina (1999-2004). While at USC, he also served as the special assistant to the head coach.

The Bristol, Conn., native began his career as a position coach, serving as the defensive line coach at UConn from 1995-98 and took on recruiting coordinator duties in his final season with the Huskies. In December 1998, Snow assumed the responsibility as UConn's interim head coach until a new head coach was named.

Snow played defensive back at Central Connecticut State, earning his bachelor's degree in biology in 1983 and a master's degrees in biology in 1993. After earning his bachelor's degree, Snow spent three and a half years as a biological research technician, studying Lyme disease. At the same time, he began his coaching career as an assistant coach for four seasons at The Gilbert School in Winsted, Conn. He then moved to Windsor (Conn.) High School, spending four seasons as an assistant before being elevated to head coach for three years (1992-95).



**DIRECTOR OF PLAYER PERSONNEL  
MIKE GIGLIO**

**1st Season At USF • Florida, '08**

Michael Giglio is in his first season as USF's director of player personnel, assuming his duties in January of 2017. Giglio previously held the same role under Charlie Strong at the University of Texas for the previous three years.

While at Texas, Giglio oversaw several aspects of the recruiting process, including official and unofficial visits, creating coaches' schedules, maintaining databases, updating scholarship numbers, and projecting scholarship and position needs along with numerous other important responsibilities.

Giglio helped Strong secure back-to-back top 10-ranked recruiting classes at Texas and a 2015 true freshman class that featured three freshman All-Americans, three other players who earned honorable mention All-Big 12 honors, and 10 players who started a game.

Giglio also was with Strong at Louisville from 2010-13, serving as director of high school relations during the Cardinals' back-to-back Big East Championship run in 2011-12. Giglio's responsibilities included monitoring the overall recruiting evaluation process, constructing the film database, coordinating official and unofficial visits and assisting with summer camps.

During Giglio's time at Louisville, the Cardinals went 37-15 and reached a bowl game in each of the four seasons. Nine of Strong's players at Louisville went on to become NFL Draft picks, including quarterback Teddy Bridgewater (Minnesota, 32nd overall in 2014) and defensive tackle Sheldon Rankins (New Orleans, 12th overall in 2015).

Giglio graduated with his bachelor's degree in sport management from the University of Florida in 2008. He then earned master's degrees in sport management and management from Florida in 2009. Giglio is married to the former Katelyn Nelson.

OUTLOOK

PLAYERS

COACHES

REVIEW

RECORDS

HISTORY

USF

MEDIA



**EXECUTIVE ASST. TO HEAD COACH  
ASST. OPERATIONS DIRECTOR  
KATHARINE SAWYER**

**1ST Season At USF • LOUISVILLE**



**SPECIAL ASST. TO HEAD COACH  
LINDSEY LAMAR**

**3rd Season At USF • USF, '12**



**VIDEO COORDINATOR  
PHIL CANE**

**10th Season At USF • USF, '13**


Phil Cane has been working with the USF football program since 2008 and has served as video coordinator for the Bulls since 2014.

In his role as video coordinator, Cane develops and maintains inventory of video and editing equipment, and supplies and develops the yearly budget for the department. He researches and pursues advancements in technology and methods while editing and maintaining USF's team film and opponent scouting and play study archives. Cane oversees and trains the football video department staff and maintains film exchange programs with other organizations as well as works with professional team scouts to assist in evaluation of USF student-athletes.

Prior his current position, Cane worked for USF as an assistant video and network manager from 2008-14. His main duties consisted of filming all practices and games, setting up film rooms during game weeks and preparing coaches clinics and teaching tapes using DVSport Video Software. Cane graduated from USF in 2013 with a degree in economics.

A native of Neptune Beach, Fla., Cane was head student manager from 2004-08 at D.U. Fletcher High School. He has been a member of the Collegiate Sports Video Association since 2010.

2017 **USF** FOOTBALL COACHES & STAFF



2017 **USF**  
FOOTBALL



ALBERT  
**BOONE**  
Dir. On Campus Recruiting



ALEX  
**DAY**  
Asst. Video Coordinator



BRANDON  
**ROBERTS**  
Asst. Strength & Conditioning



VICTOR  
**GILL**  
Quality Control - Offense



BRYAN  
**HILL**  
Quality Control - Defense



SAKI  
**MIHALAKOS**  
Quality Control - Defense



STEPHEN  
**NICHOLAS**  
Quality Control - Defense



Scott  
**SPURRIER**  
Quality Control - Offense




JAMEY  
**McCLEENDON**  
Graduate Assistant - Defense



TRENT  
**EARLY**  
Graduate Assistant



PRESTON  
**PACE**  
Graduate Assistant



LACEY  
**KING**  
Administrative Assistant



DWIGHT  
**MORRISON**  
Dir. Football Creative Services



STEVE  
**WALZ**  
Assoc. AD/Dir. Sports Medicine



YURIY  
**CHULSKIY**  
Sr. Assoc. Athletic Trainer, FB



STEPHEN  
**DARVILLE**  
Assoc. Dir. Academic Services



KEENAN  
**MADDOX**  
Academic Coordinator, FB



JEREMY  
**LEES**  
Asst. AD/Equipment Operations



JASON  
**TACKETT**  
Asst. Equipment Manager

- OUTLOOK
- PLAYERS
- COACHES**
- REVIEW
- RECORDS
- HISTORY
- USF
- MEDIA











**2017 USF FOOTBALL**  
2016 IN REVIEW



**2016 GAME RESULTS**

Date	Opponent	Score	Overall	Conference	Time	Attend
Sep 03, 2016	TOWSON	W 56-20	1-0	0-0	3:35	35976
Sep 10, 2016	NORTHERN ILLINOIS	W 48-17	2-0	0-0	3:35	36557
Sep 17, 2016	at Syracuse	W 45-20	3-0	0-0	3:17	32288
Sep 24, 2016	#13 FLORIDA STATE	L 35-55	3-1	0-0	3:29	61665
* 10/01/16	at Cincinnati	W 45-20	4-1	1-0	3:17	35108
* Oct 08, 2016	EAST CAROLINA	W 38-22	5-1	2-0	3:23	30397
* Oct 15, 2016	UCONN	W 42-27	6-1	3-0	3:33	30297
* Oct 21, 2016	at Temple	L 30-46	6-2	3-1	3:31	25950
* Oct 28, 2016	#22 NAVY	W 52-45	7-2	4-1	3:38	31824
* Nov 12, 2016	at Memphis	W 49-42	8-2	5-1	3:39	37218
* Nov 19, 2016	at SMU	W 35-27	9-2	6-1	3:31	18417
* Nov 26, 2016	UCF	W 48-31	10-2	7-1	3:47	36056
Dec 29, 2016	vs South Carolina	WOT 46-39	11-2	7-1	3:36	31229



**TEAM STATISTICS**

<b>Team Statistics</b>	<b>USF</b>	<b>OPP</b>
<b>SCORING</b>	569	411
Points Per Game	43.8	31.6
<b>FIRST DOWNS</b>	300	326
Rushing	164	144
Passing	121	159
Penalty	15	23
<b>RUSHING YARDAGE</b>	3709	2554
Yards gained rushing	3953	2882
Yards lost rushing	244	328
Rushing Attempts	570	570
Average Per Rush	6.5	4.5
Average Per Game	285.3	196.5
TDs Rushing	47	29
<b>PASSING YARDAGE</b>	2941	3712
Comp-Att-Int	225-358-8	303-507-15
Average Per Pass	8.2	7.3
Average Per Catch	13.1	12.3
Average Per Game	226.2	285.5
TDs Passing	26	21
<b>TOTAL OFFENSE</b>	6650	6266
Total Plays	928	1077
Average Per Play	7.2	5.8
Average Per Game	511.5	482.0
KICK RETURNS: #-Yards	45-857	71-1577
PUNT RETURNS: #-Yards	24-238	20-185
INT RETURNS: #-Yards	15-233	8-26
KICK RETURN AVERAGE	19.0	22.2
PUNT RETURN AVERAGE	9.9	9.2
INT RETURN AVERAGE	15.5	3.2
FUMBLES-LOST	20-9	17-11
PENALTIES-Yards	83-763	60-544
Average Per Game	58.7	41.8
PUNTS-Yards	64-2597	68-2843
Average Per Punt	40.6	41.8
Net punt average	37.4	37.1
KICKOFFS-Yards	98-5996	81-4541
Average Per Kick	61.2	56.1
Net kick average	38.5	35.9
TIME OF POSSESSION/Game	26:49	33:11
3RD-DOWN Conversions	84/190	85/218
3rd-Down Pct	44%	39%
4TH-DOWN Conversions	17/19	18/34
4th-Down Pct	89%	53%
SACKS BY-Yards	31-195	15-94
MISC YARDS	0	17
TOUCHDOWNS SCORED	77	50
FIELD GOALS-ATTEMPTS	10-13	21-24
ON-SIDE KICKS	0-2	1-2
RED-ZONE SCORES	(43-50) 86%	(51-60) 85%
RED-ZONE TOUCHDOWNS	(35-50) 70%	(37-60) 62%
PAT-ATTEMPTS	(75-76) 99%	(42-43) 98%
ATTENDANCE	262772	148981
Games/Avg Per Game	7/37539	5/29796
Neutral Site Games		1/31229

<b>Score by Quarters</b>	<b>1st</b>	<b>2nd</b>	<b>3rd</b>	<b>4th</b>	<b>OT</b>	<b>Total</b>
USF	158	144	128	132	7	569
Opponents	80	114	103	114	0	411



**OVERALL INDIVIDUAL STATISTICS**

Rushing	gp-gs	att	gain	loss	net	avg	td	lg	avg/g
FLOWERS, Quinto	13-13	198	1637	107	1530	7.7	18	63	117.7
MACK, Marlon	12-12	174	1242	55	1187	6.8	15	85	98.9
JOHNSON, D'Erne	13-0	111	569	26	543	4.9	8	24	41.8
ADAMS, Rodney	13-13	23	243	12	231	10.0	5	92	17.8
TICE, Darius	4-1	30	175	6	169	5.6	1	21	42.2
SANDS, Trevon	9-0	8	27	1	26	3.2	0	9	2.9
MCCANTS, Tyre	13-9	2	12	0	12	6.0	0	7	0.9
ANTOINE, Deange	9-0	2	12	0	12	6.0	0	7	1.3
BARR, Chris	9-0	3	15	7	8	2.7	0	15	0.9
REED, Jordan	4-0	1	6	0	6	6.0	0	6	1.5
GUNTER, Zay	1-0	1	5	0	5	5.0	0	5	5.0
SCANTLING, Marq	13-13	2	4	0	4	2.0	0	4	0.3
KEAN, Brett	8-0	4	6	15	-9	-2.2	0	4	-1.1
TEAM	8-0	11	0	15	-15	-1.4	0	0	-1.9
Total	13	570	3953	244	3709	6.5	47	92	285.3
Opponents	13	570	2882	328	2554	4.5	29	76	196.5

Passing	gp-gs	effic	comp-att-int	pct	yds	td	lg	avg/g
FLOWERS, Quinto	13-13	153.60	207-331-7	62.5	2812	24	84	216.3
KEAN, Brett	8-0	128.60	18-26-1	69.2	129	2	28	16.1
JOHNSON, D'Erne	13-0	0.00	0-1-0	0.0	0	0	0	0.0
Total	13	151.35	225-358-8	62.8	2941	26	84	226.2
Opponents	13	129.02	303-507-15	59.8	3712	21	72	285.5

Receiving	gp-gs	no.	yds	avg	td	lg	avg/g
ADAMS, Rodney	13-13	67	822	12.3	5	84	63.2
JOHNSON, D'Erne	13-0	28	293	10.5	5	37	22.5
MACK, Marlon	12-12	28	227	8.1	0	37	18.9
MCCANTS, Tyre	13-9	25	384	15.4	4	65	29.5
SCANTLING, Marq	13-13	22	415	18.9	5	77	31.9
WILCOX, Mitch	13-8	12	278	23.2	2	52	21.4
BRONSON, Ryshe	11-4	10	188	18.8	1	73	17.1
DILLON, Elkanah	11-5	8	177	22.1	2	41	16.1
ANTOINE, Deange	9-0	8	24	3.0	0	8	2.7
BARR, Chris	9-0	6	59	9.8	1	30	6.6
TICE, Darius	4-1	2	54	27.0	1	43	13.5
SALOMON, Darnel	8-0	2	14	7.0	0	8	1.8
REED, Jordan	4-0	2	3	1.5	0	3	0.8
MUT, Alex	12-0	2	3	1.5	0	5	0.2
CLERVEAUX, Stan	3-0	1	8	8.0	0	8	2.7
FLOWERS, Quinto	13-13	1	-3	-3.0	0	0	-0.2
PIPPENS, Tyler	1-0	1	-5	-5.0	0	0	-5.0
Total	13	225	2941	13.1	26	84	226.2
Opponents	13	303	3712	12.3	21	72	285.5

Punt Returns	no.	yds	avg	td	lg
JOHNSON, D'Erne	18	213	11.8	1	83
FULLWODD, Tajee	4	22	5.5	0	14
CHILDS, Hassan	2	3	1.5	0	1
Total	24	238	9.9	1	83
Opponents	20	185	9.2	0	39

Interceptions	no.	yds	avg	td	lg
NICHOLS, Deatri	4	24	6.0	0	24
FULLWODD, Tajee	2	69	34.5	1	47
HARRIS, Nigel	2	83	41.5	0	49
HOGGINS, Ronnie	2	6	3.0	0	6
GODWIN, Nate	1	0	0.0	0	0
SANCHEZ, Auggie	1	19	19.0	0	19
WARD, Johnny	1	11	11.0	1	11
MCGEE, Khalid	1	0	0.0	0	0
ABRAHAM, Devin	1	21	21.0	0	21
Total	15	233	15.5	2	49
Opponents	8	26	3.2	0	21

Kick Returns	no.	yds	avg	td	lg
ADAMS, Rodney	22	534	24.3	0	52
JOHNSON, D'Erne	8	231	28.9	0	47
WILCOX, Mitch	6	62	10.3	0	26
THOMAS, Jaymon	2	0	0.0	0	0
DILLON, Elkanah	2	0	0.0	0	0
BROWN, Juwuan	1	7	7.0	0	7
TEAM	1	0	0.0	0	0
MCCANTS, Tyre	1	17	17.0	0	17
FULLWODD, Tajee	1	6	6.0	0	6
NICHOLS, Deatri	1	0	0.0	0	0
Total	45	857	19.0	0	52
Opponents	71	1577	22.2	0	61

Fumble Returns	no.	yds	avg	td	lg
BROWN, Juwuan	1	22	22.0	1	22
SANCHEZ, Auggie	1	0	0.0	0	0
THOMAS, Jaymon	1	0	0.0	0	0
SAWTELLE, Nico	1	0	0.0	0	0
GODWIN, Nate	1	13	13.0	0	13
Total	5	35	7.0	1	22
Opponents	4	5	1.2	0	5

# 2016 USF SEASON REVIEW

## OVERALL INDIVIDUAL STATISTICS

Scoring	td	fg	kick	rush	rcv	pass	dxp	saf	pts
FLOWERS, Quinto	18	-	-	-	-	-	-	-	108
MACK, Marlon	15	-	-	-	-	-	-	-	90
JOHNSON, D'Erne	14	-	-	-	-	-	-	-	84
NADELMAN, Emili	-	7-7	52-53	-	-	-	-	-	73
ADAMS, Rodney	10	-	-	-	-	-	-	-	60
BEHR, Brandon	-	3-6	23-23	-	-	-	-	-	32
SCANTLING, Marq	5	-	-	-	-	-	-	-	30
MCCANTS, Tyre	4	-	-	-	-	-	-	-	24
WILCOX, Mitch	2	-	-	-	1	-	-	-	14
TICE, Darius	2	-	-	-	-	-	-	-	12
DILLON, Elkanah	2	-	-	-	-	-	-	-	12
WARD, Johnny	1	-	-	-	-	-	-	-	6
BARR, Chris	1	-	-	-	-	-	-	-	6
BRONSON, Ryshen	1	-	-	-	-	-	-	-	6
FULLWODD, Tajee	1	-	-	-	-	-	-	-	6
BROWN, Juwuan	1	-	-	-	-	-	-	-	6
KEAN, Brett	-	-	-	-	-	1-1	-	-	0
Total	77	10-13	75-76	-	1	1-1	-	-	569
Opponents	50	21-24	42-43	0-2	2	2-4	-	1	411

Total Offense	g	plays	rush	pass	total	avg/g
FLOWERS, Quinto	13	529	1530	2812	4342	334.0
MACK, Marlon	12	174	1187	0	1187	98.9
JOHNSON, D'Erne	13	112	543	0	543	41.8
ADAMS, Rodney	13	23	231	0	231	17.8
TICE, Darius	4	30	169	0	169	42.2
KEAN, Brett	8	30	-9	129	120	15.0
SANDS, Trevon	9	8	26	0	26	2.9
ANTOINE, Deange	9	2	12	0	12	1.3
MCCANTS, Tyre	13	2	12	0	12	0.9
BARR, Chris	9	3	8	0	8	0.9
REED, Jordan	4	1	6	0	6	1.5
GUNTER, Zay	1	1	5	0	5	5.0
SCANTLING, Marq	13	2	4	0	4	0.3
TEAM	8	11	-15	0	-15	-1.9
Total	13	928	3709	2941	6650	511.5
Opponents	13	1077	2554	3712	6266	482.0

Field Goals	fg	pct.	01-19	20-29	30-39	40-49	50-99	lg	blk
NADELMAN, Emili	7-7	100.0	0-0	3-3	2-2	2-2	0-0	42	0
BEHR, Brandon	3-6	50.0	0-0	1-1	2-3	0-2	0-0	33	1

FG Sequence	USF	Opponents
TOWSON	-	(29),(33)
Northern Illinois	(31),(34)	(22)
Syracuse	(42)	(40),(48)
Florida State	-	(25),(35)
Cincinnati	(26)	48
East Carolina	(26)	(40),(49),42,(31)
UCONN	-	(26),(26)
Temple	(42)	(22),(35),(42)
Navy	(27),48	-
Memphis	34	(47),(29),50
SMU	-	(24),(21)
UCF	(33),41,(30)	(37)
South Carolina	(21)	(43)

Numbers in (parentheses) indicate field goal was made.

Punting	no.	yds	avg	lg	tb	fc	i20	50+	bl
HERNANDEZ, Jon	63	2597	41.2	66	1	23	25	13	
TEAM	1	0	0.0	0	0	0	0	0	
Total	64	2597	40.6	66	1	23	25	13	
Opponents	68	2843	41.8	68	4	15	22	14	

Kickoffs	no.	yds	avg	tb	ob	retn	net	yd
NADELMAN, Emili	68	4185	61.5	20	0			
BEHR, Brandon	30	1811	60.4	6	0			
Total	98	5996	61.2	26	0	22.2	38.5	2
Opponents	81	4541	56.1	31	1	19.0	35.9	2

2017 USF FOOTBALL

- OUTLOOK
- PLAYERS
- COACHES
- REVIEW
- RECORDS
- HISTORY
- USF
- MEDIA




**ALL PURPOSE YARDS**

All Purpose	g	rush	rcv	pr	kr	ir	total	avg/g
ADAMS, Rodney	13	231	822	0	534	0	1587	122.1
FLOWERS, Qui	13	1530	-3	0	0	0	1527	117.5
MACK, Marlon	12	1187	227	0	0	0	1414	117.8
JOHNSON, D'Er	13	543	293	213	231	0	1280	98.5
SCANTLING, M	13	4	415	0	0	0	419	32.2
MCCANTS, Tyre	13	12	384	0	17	0	413	31.8
WILCOX, Mitch	13	0	278	0	62	0	340	26.2
TICE, Darius	4	169	54	0	0	0	223	55.8
BRONSON, Rys	11	0	188	0	0	0	188	17.1
DILLON, Elkana	11	0	177	0	0	0	177	16.1
FULLWODD, Ta	13	0	0	22	6	69	97	7.5
HARRIS, Nigel	13	0	0	0	0	83	83	6.4
BARR, Chris	9	8	59	0	0	0	67	7.4
ANTOINE, Dean	9	12	24	0	0	0	36	4.0
SANDS, Trevon	9	26	0	0	0	0	26	2.9
NICHOLS, Deatr	13	0	0	0	0	24	24	1.8
ABRAHAM, Devi	9	0	0	0	0	21	21	2.3
SANCHEZ, Aug	13	0	0	0	0	19	19	1.5
SALOMON, Dar	8	0	14	0	0	0	14	1.8
WARD, Johnny	13	0	0	0	0	11	11	0.8
REED, Jordan	4	6	3	0	0	0	9	2.2
CLERVEAUX, St	3	0	8	0	0	0	8	2.7
BROWN, Juwua	13	0	0	0	7	0	7	0.5
HOGGINS, Ron	11	0	0	0	0	6	6	0.5
GUNTER, Zay	1	5	0	0	0	0	5	5.0
MUT, Alex	12	0	3	0	0	0	3	0.2
CHILDS, Hassa	8	0	0	3	0	0	3	0.4
PIPPENS, Tyler	1	0	-5	0	0	0	-5	-5.0
KEAN, Brett	8	-9	0	0	0	0	-9	-1.1
TEAM	8	-15	0	0	0	0	-15	-1.9
Total	13	3709	2941	238	857	233	7978	613.7
Opponents	13	2554	3712	185	1577	26	8054	619.5



Quinton Flowers



Rodney Adams

- OUTLOOK
- PLAYERS
- COACHES
- REVIEW
- RECORDS
- HISTORY
- USF
- MEDIA

# 2016 USF SEASON REVIEW

## GAME-BY-GAME LEADERS

## CAREER STARTS CHART

	2016	2015	2014	2013	CAREER
Nigel Harris (LB)	13	10	11	7	41
Nate Godwin (S)	12	10	9	9	39
Auggie Sanchez (LB)	13	12	12	-	37
Marlon Mack (RB)	12	12	12	-	36
Dominique Threatt (OL)	13	13	1	6	33
Rodney Adams (WR)	13	13	3	-	29
Kofi Amichia (OL)	13	13	2	-	28
Deatrick Nichols (DB)	13	13	1	-	27
Quinton Flowers (QB)	13	13	1	-	27
Deadrin Senat (DT)	12	10	2	-	26
Devin Abraham (S)	6	13	6	-	25
Ryeshene Bronson (WR)	5	11	2	-	18
Ronnie Hoggins (CB)	7	10	-	-	17
Johnny Ward (DB)	6	2	7	3	18
Chris Barr (WR)		12	-	-	12
Cameron Ruff (OL)	13	-	-	-	13
Tajee Fullwood (S)	8	2	3	-	13
Marquez Scantling (WR)	13	-	-	-	13
Kirk Livingstone (DE)	13	-	-	-	13
Jeremi Hall (OL)	12	-	-	-	12
Bruce Hector (DT)	12	-	-	-	12
Khalid McGee (S)	11	-	-	-	11
Marcus Norman (OL)	9	-	-	-	9
Tyre McCants (WR)	9	-	-	-	9
Mike Love (DE)	9	-	-	-	9
Mitchell Wilcox (TE)	9	-	-	-	9
Elkanah Dillon (TE)	5	-	-	-	5
Lamar Robbins (DB)		-	5	-	5
Kevin Bronson (DT)	1	3	-	-	4
Vincent Jackson (DE)	4	-	-	-	4
William Atterbury (OL)	4	-	-	-	4
Jaymon Thomas (S)	3	-	-	-	3
Darius Tice (RB)	1	-	1	1	3
Hassan Childs (DB)		-	-	2	2
Mazzie Wilkins (DB)	1	-	-	-	1
D'Ernest Johnson (RB)	1	-	-	-	1
A.J. Legree (WR)	1	-	-	-	1
Josh Black (LB)		-	1	-	1
Alex Mut (WR)		-	1	-	1
Daniel Awoleke (DT)	1	-	-	-	1

GAME	RUSHING	PASSING (C-A-YD-INT-TD)	CATCHES	REC YARDS	TACKLES
TOWSON	Mack (58)	Flowers (8-18-178-1-2)	Scantling (3)	Scantling (79)	Fullwood, Sanchez (7)
N. ILLINOIS	Tice (120)	Flowers (21-33-350-0-4)	Scantling/Adams (5)	Scantling (72)	Sanchez (13)
SYRACUSE	Mack (115)	Flowers (12-24-188-0-1)	Adams (4)	Adams (67)	Sanchez (13)
FLORIDA ST.	Flowers (159)	Flowers (5-14-160-2-1)	Johnson (2)	Adams (84)	Abraham (10)
CINCINNATI	Mack (118)	Flowers (16-26-196-0-0)	Adams (6)	Adams (66)	Harris (10)
ECU	Mack (152)	Flowers (21-29-250-0-3)	Adams (7)	Adams (113)	Godwin (9)
UCONN	Flowers (157)	Flowers (23-37-213-2-2)	Adams (7)	Mack (75)	Sanchez (11)
TEMPLE	Flowers (90)	Flowers (11-19-187-0-2)	Mack (3)	McCants (53)	Godwin, Harris (7)
NAVY	Flowers (176)	Flowers (19-29-219-0-2)	Adams (7)	Adams (54)	Godwin (9)
MEMPHIS	Flowers (210)	Flowers (24-29-263-0-2)	Mack (9)	Adams (115)	Godwin (10)
SMU	Flowers (142)	Flowers (7-15-195-1-3)	McCants (3)	McCants (105)	Sanchez (14)
UCF	Mack (155)	Flowers (17-26-152-0-0)	Adams (9)	Adams (78)	Harris (11)
BHAM BOWL	Flowers (105)	Flowers (23-32-261-1-2)	Adams (7)	Johnson (95)	Sanchez & McGee (9)

## FIELD GOALS

Field Goals	fg	pct.	01-19	20-29	30-39	40-49	50-99	lg	blk
NADELMAN, Emilio	7-7	100		3-3	2-2	2-2		42 (2x)	
BEHR, Brandon	3-6	.500		1-1	2-3	0-2		33	1

FG Sequence	USF	Opponents
TOWSON	-	(29), (33)
N. ILLINOIS	(31), (34)	(22)
SYRACUSE	(42)	(40), (48)
FLORIDA STATE	-	(25), (35)
CINCINNATI	(26)	48
EAST CAROLINA	(26)	(40), (49), 42, (31)
UCONN	-	(26), (26)
TEMPLE	(42)	(22), (35), (42)
NAVY	(27), 48	-
MEMPHIS	34	(47), (29), 50
SMU	-	(24), (21)
UCF	(33), 41, (30)	(37)
BHAM BOWL	(21)	(43)

## 2016 USF GAME-BY-GAME STARTERS

### OFFENSE

GAME	LT	LG	C	RG	RT	QB	HB	Slot	X	Y (TE)	Z
TOWSON	Amichia	Hall	Ruff	Threatt	Norman	Flowers	Mack	Adams	Scantling	Dillon	Bronson
N. ILLINOIS	Amichia	Hall	Ruff	Threatt	Atterbury	Flowers	Tice	Adams	Scantling	Dillon	Bronson
SYRACUSE	Amichia	Hall	Ruff	Threatt	Atterbury	Flowers	Mack	Adams	Scantling	Dillon	Bronson
FLORIDA STATE	Amichia	Hall	Ruff	Threatt	Atterbury	Flowers	Mack	Adams	Scantling	Dillon	Bronson
CINCINNATI	Amichia	Hall	Ruff	Threatt	Atterbury	Flowers	Mack	Adams	Scantling	Dillon	McCants
EAST CAROLINA	Amichia	Hall	Ruff	Threatt	Norman	Flowers	Mack	Adams	Scantling	Wilcox	McCants
UCONN	Amichia	Hall	Ruff	Threatt	Norman	Flowers	Mack	Adams	Scantling	Wilcox	McCants
TEMPLE	Amichia	Hall	Ruff	Threatt	Norman	Flowers	Mack	Adams	Scantling	Wilcox	McCants
NAVY	Amichia	Hall	Ruff	Threatt	Norman	Flowers	Mack	Adams	Scantling	Wilcox	McCants
MEMPHIS	Amichia	Hall	Ruff	Threatt	Norman	Flowers	Mack	Adams	Scantling	Wilcox	McCants
SMU	Amichia	Hall	Ruff	Threatt	Norman	Flowers	Mack	Adams	Scantling	Wilcox	McCants
UCF	Amichia	Hall	Ruff	Threatt	Norman	Flowers	Mack	Adams	Scantling	Wilcox	McCants
BHAM BOWL	Amichia	Hall	Ruff	Threatt	Norman	Flowers	Mack	Adams	Scantling	Wilcox	McCants

\* Started two tight ends \*\*Started four wide receivers

### DEFENSE

GAME	DE	DT	DT	BULL	MIKE	WILL	CB	STRIKER	ROVER	FS	CB
TOWSON	Livingstone	Senat	Hector	Jackson	Sanchez	Harris	Nichols	McGee	Thomas	Abraham	Hoggins
N. ILLINOIS	Livingstone	Senat	Hector	Jackson	Sanchez	Harris	Nichols	McGee	Thomas	Abraham	Hoggins
SYRACUSE	Livingstone	Senat	Bronson	Jackson	Sanchez	Harris	Nichols	Godwin	Thomas	Abraham	Hoggins
FLORIDA STATE	Livingstone	Senat	Hector	Jackson	Sanchez	Harris	Nichols	Godwin	Thomas	Abraham	Hoggins
CINCINNATI	Livingstone	Senat	Hector	Love	Sanchez	Harris	Nichols	Godwin	Fullwood	Abraham	Hoggins
EAST CAROLINA	Livingstone	Senat	Hector	Love	Sanchez	Harris	Nichols	McGee	Godwin	Fullwood	Hoggins
UCONN	Livingstone	Senat	Hector	Love	Sanchez	Harris	Nichols	McGee	Godwin	Fullwood	Ward
NAVY	Livingstone	Senat	Hector	Love	Sanchez	Harris	Nichols	McGee	Godwin	Bronson*	Ward
MEMPHIS	Livingstone	Senat	Hector	Love	Sanchez	Harris	Nichols	McGee	Godwin	Fullwood	Hoggins
SMU	Livingstone	Awoleke	Hector	Love	Sanchez	Harris	Nichols	McGee	Godwin	Fullwood	Ward
UCF	Livingstone	Senat	Hector	Love	Sanchez	Harris	Nichols	McGee	Godwin	Fullwood	Ward
BHAM BOWL	Livingstone	Senat	Hector	Love	Sanchez	Harris	Nichols	McGee	Abraham	Fullwood	Ward

\* Started in 5-3



**INDIVIDUAL GAME HIGHS**

2017 **USF** FOOTBALL

	USF	OPPONENT
Rushes	21	FLOWERS, Quinto vs South Carolina (Dec 29, 2016)
Yards Rushing	210	FLOWERS, Quinto at Memphis (Nov 12, 2016)
TD Rushes	3	JOHNSON, D'Erne vs Florida State (Sep 24, 2016)
	3	FLOWERS, Quinto vs UCONN (Oct 15, 2016)
	3	FLOWERS, Quinto at Memphis (Nov 12, 2016)
	3	FLOWERS, Quinto vs South Carolina (Dec 29, 2016)
Long Rush	92	ADAMS, Rodney at Memphis (Nov 12, 2016)
Pass attempts	37	FLOWERS, Quinto vs UCONN (Oct 15, 2016)
Pass completions	24	FLOWERS, Quinto at Memphis (Nov 12, 2016)
Yards Passing	350	FLOWERS, Quinto vs Northern Illinois (Sep 10, 2016)
TD Passes	4	FLOWERS, Quinto vs Northern Illinois (Sep 10, 2016)
Long Pass	84	FLOWERS, Quinto vs Florida State (Sep 24, 2016)
Receptions	9	MACK, Marlon at Memphis (Nov 12, 2016)
	9	ADAMS, Rodney vs UCF (Nov 26, 2016)
Yards Receiving	115	ADAMS, Rodney at Memphis (Nov 12, 2016)
TD Receptions	2	JOHNSON, D'Erne vs East Carolina (Oct 08, 2016)
	2	MCCANTS, Tyre at SMU (Nov 19, 2016)
Long Reception	84	ADAMS, Rodney vs Florida State (Sep 24, 2016)
Field Goals	2	NADELMAN, Emili vs Northern Illinois (Sep 10, 2016)
	2	BEHR, Brandon vs UCF (Nov 26, 2016)
Long Field Goal	42	NADELMAN, Emili at Syracuse (Sep 17, 2016)
	42	NADELMAN, Emili at Temple (Oct 21, 2016)
Punts	8	HERNANDEZ, Jon at SMU (Nov 19, 2016)
	8	HERNANDEZ, Jon vs UCF (Nov 26, 2016)
Punting Avg	47.5	HERNANDEZ, Jon vs Florida State (Sep 24, 2016)
Long Punt	66	HERNANDEZ, Jon vs UCF (Nov 26, 2016)
Punts inside 20	5	HERNANDEZ, Jon at Syracuse (Sep 17, 2016)
	5	HERNANDEZ, Jon at SMU (Nov 19, 2016)
Long Punt Return	83	JOHNSON, D'Erne at Syracuse (Sep 17, 2016)
Long Kickoff Return	52	ADAMS, Rodney vs TOWSON (Sep 03, 2016)
Tackles	14	SANCHEZ, Auggie at SMU (Nov 19, 2016)
Sacks	3.0	SANCHEZ, Auggie vs UCONN (Oct 15, 2016)
Tackles For Loss	3.5	SANCHEZ, Auggie vs UCONN (Oct 15, 2016)
Interceptions	2	NICHOLS, Deatri at SMU (Nov 19, 2016)
		30 Strickland, D., at Syracuse (Sep 17, 2016)
		267 Cook, D., vs Florida State (Sep 24, 2016)
		4 WORTH, Will, vs Navy (Oct 28, 2016)
		76 ARMSTEAD,R., at Temple (Oct 21, 2016)
		48 Dungey, E., at Syracuse (Sep 17, 2016)
		32 Dungey, E., at Syracuse (Sep 17, 2016)
		32 Jake Bentley, vs South Carolina (Dec 29, 2016)
		390 Jake Bentley, vs South Carolina (Dec 29, 2016)
		3 FERGUSON, Riley, at Memphis (Nov 12, 2016)
		3 Jake Bentley, vs South Carolina (Dec 29, 2016)
		72 PAYTON, Tristan, vs UCF (Nov 26, 2016)
		18 JONES, Zay, vs East Carolina (Oct 08, 2016)
		252 SUTTON, C., at SMU (Nov 19, 2016)
		2 SUTTON, C., at SMU (Nov 19, 2016)
		2 SMITH, Tre'Quan, vs UCF (Nov 26, 2016)
		72 SMITH, Tre'Quan, vs UCF (Nov 26, 2016)
		3 PLOWMAN, Davis, vs East Carolina (Oct 08, 2016)
		3 BOUMERHI,Aaron, at Temple (Oct 21, 2016)
		49 PLOWMAN, Davis, vs East Carolina (Oct 08, 2016)
		11 AMBROSE, Jake, vs Northern Illinois (Sep 10, 2016)
		49.5 SMITH, Spencer, at Memphis (Nov 12, 2016)
		68 Ryder, J., vs TOWSON (Sep 03, 2016)
		3 Ryder, J., vs TOWSON (Sep 03, 2016)
		3 AMBROSE, Jake, vs Northern Illinois (Sep 10, 2016)
		39 Chris Lammons, vs South Carolina (Dec 29, 2016)
		61 Simpson, S., vs TOWSON (Sep 03, 2016)
		14 Wallace, D., vs TOWSON (Sep 03, 2016)
		2.0 Burns, B., vs Florida State (Sep 24, 2016)
		2.0 ROBINSON,Averee, at Temple (Oct 21, 2016)
		4.0 JOHNSON, Jawuan, vs Northern Illinois (Sep 10, 2016)
		1 Pettus-Dixon, J, vs TOWSON (Sep 03, 2016)
		1 McFadden, T., vs Florida State (Sep 24, 2016)
		1 Andrews, N., vs Florida State (Sep 24, 2016)
		1 WILLIAMS, Jha., vs UCONN (Oct 15, 2016)
		1 MELIFONWU, Obi, vs UCONN (Oct 15, 2016)
		1 RANDALL,Delvon, at Temple (Oct 21, 2016)
		1 MINOR, Zelt, at SMU (Nov 19, 2016)
		1 Allen-Williams, vs South Carolina (Dec 29, 2016)

- OUTLOOK
- PLAYERS
- COACHES
- REVIEW
- RECORDS
- HISTORY
- USF
- MEDIA





**USF TEAM HIGHS**

Rushes	50	vs Northern Illinois (Sep 10, 2016)
	50	at Memphis (Nov 12, 2016)
Yards Rushing	416	at Memphis (Nov 12, 2016)
Yards Per Rush	9.4	vs Navy (Oct 28, 2016)
TD Rushes	5	at Cincinnati (10/01/16)
	5	vs Navy (Oct 28, 2016)
	5	at Memphis (Nov 12, 2016)
	5	vs UCF (Nov 26, 2016)
Pass attempts	39	vs Northern Illinois (Sep 10, 2016)
Pass completions	25	vs Northern Illinois (Sep 10, 2016)
Yards Passing	365	vs Northern Illinois (Sep 10, 2016)
Yards Per Pass	13.0	at SMU (Nov 19, 2016)
TD Passes	4	vs TOWSON (Sep 03, 2016)
	4	vs Northern Illinois (Sep 10, 2016)
Total Plays	89	vs Northern Illinois (Sep 10, 2016)
Total Offense	679	at Memphis (Nov 12, 2016)
Yards Per Play	8.6	at Memphis (Nov 12, 2016)
Points	56	vs TOWSON (Sep 03, 2016)
Sacks By	5	vs UCONN (Oct 15, 2016)
	5	vs South Carolina (Dec 29, 2016)
First Downs	34	vs Northern Illinois (Sep 10, 2016)
Penalties	11	at Temple (Oct 21, 2016)
Penalty Yards	101	vs East Carolina (Oct 08, 2016)
Turnovers	4	vs UCONN (Oct 15, 2016)
Interceptions By	3	at Cincinnati (10/01/16)
Punts	8	at SMU (Nov 19, 2016)
	8	vs UCF (Nov 26, 2016)
Punting Avg	47.5	vs Florida State (Sep 24, 2016)
Long Punt	66	vs UCF (Nov 26, 2016)
Punts inside 20	5	at Syracuse (Sep 17, 2016)
	5	at SMU (Nov 19, 2016)
Long Punt Return	83	at Syracuse (Sep 17, 2016)

**OPPONENT TEAM HIGHS**

Rushes	63	vs Florida State (Sep 24, 2016)
Yards Rushing	478	vs Florida State (Sep 24, 2016)
Yards Per Rush	7.9	at Memphis (Nov 12, 2016)
TD Rushes	6	vs Florida State (Sep 24, 2016)
	6	vs Navy (Oct 28, 2016)
Pass attempts	56	vs East Carolina (Oct 08, 2016)
Pass completions	33	vs East Carolina (Oct 08, 2016)
Yards Passing	423	at SMU (Nov 19, 2016)
Yards Per Pass	11.1	vs Navy (Oct 28, 2016)
TD Passes	3	at Memphis (Nov 12, 2016)
	3	at SMU (Nov 19, 2016)
	3	vs South Carolina (Dec 29, 2016)
Total Plays	105	at Syracuse (Sep 17, 2016)
Total Offense	647	vs Florida State (Sep 24, 2016)
Yards Per Play	7.9	vs Florida State (Sep 24, 2016)
Points	55	vs Florida State (Sep 24, 2016)
Sacks By	5	at Temple (Oct 21, 2016)
First Downs	31	vs Florida State (Sep 24, 2016)
Penalties	10	at Syracuse (Sep 17, 2016)
Penalty Yards	75	at Temple (Oct 21, 2016)
Turnovers	5	vs South Carolina (Dec 29, 2016)
Interceptions By	2	vs Florida State (Sep 24, 2016)
	2	vs UCONN (Oct 15, 2016)
Punts	11	vs Northern Illinois (Sep 10, 2016)
Punting Avg	49.4	vs TOWSON (Sep 03, 2016)
Long Punt	68	vs TOWSON (Sep 03, 2016)
Punts inside 20	3	vs TOWSON (Sep 03, 2016)
	3	vs Northern Illinois (Sep 10, 2016)
Long Punt Return	39	vs South Carolina (Dec 29, 2016)



- OUTLOOK
- PLAYERS
- COACHES
- REVIEW**
- RECORDS
- HISTORY
- USF
- MEDIA



# 2016 USF SEASON REVIEW

## RED ZONE RESULTS

2017 USF FOOTBALL

Date	Opponent	Score	Times In RZ	Times Scored	Total Pts	Rush TDs	Pass TDs	FGs Made	Failed to score inside RZ						
									FGA	Down	Int	Fumb	Half	Game	
Sep 03, 2016	TOWSON	W 56-20	4	4	28	4	4	0	0	0	0	0	0	0	0
Sep 10, 2016	NORTHERN ILLINOIS	W 48-17	6	6	34	4	2	2	2	0	0	0	0	0	0
Sep 17, 2016	at Syracuse	W 45-20	3	3	21	3	3	0	0	0	0	0	0	0	0
Sep 24, 2016	FLORIDA STATE	L 35-55	4	3	21	3	3	0	0	0	0	0	0	1	0
10/01/16	at Cincinnati	W 45-20	6	5	31	4	4	0	1	0	0	0	0	1	0
Oct 08, 2016	EAST CAROLINA	W 38-22	7	5	31	4	2	2	1	0	0	0	1	1	0
Oct 15, 2016	UCONN	W 42-27	3	2	14	2	2	0	0	0	0	0	1	0	0
Oct 21, 2016	at Temple	L 30-46	1	1	7	1	1	0	0	0	0	0	0	0	0
Oct 28, 2016	NAVY	W 52-45	4	4	24	3	2	1	1	0	0	0	0	0	0
Nov 12, 2016	at Memphis	W 49-42	3	2	14	2	2	0	0	1	0	0	0	0	0
Nov 19, 2016	at SMU	W 35-27	1	1	7	1	1	0	0	0	0	0	0	0	0
Nov 26, 2016	UCF	W 48-31	4	3	13	1	1	0	2	1	0	0	0	0	0
Dec 29, 2016	vs South Carolina	W 46-39	4	4	25	3	3	0	1	0	0	0	0	0	0
Totals			50	43	270	35	30	5	8	2	0	0	2	3	0
43 of 50 (86.0%)															

### Opponents Inside USF Red-Zone

Date	Opponent	Score	Times In RZ	Times Scored	Total Pts	Rush TDs	Pass TDs	FGs Made	Failed to score inside RZ						
									FGA	Down	Int	Fumb	Half	Game	
Sep 03, 2016	TOWSON	W 56-20	4	4	20	2	2	0	2	0	0	0	0	0	0
Sep 10, 2016	NORTHERN ILLINOIS	W 48-17	3	3	17	2	1	1	1	0	0	0	0	0	0
Sep 17, 2016	at Syracuse	W 45-20	1	1	7	1	0	1	0	0	0	0	0	0	0
Sep 24, 2016	FLORIDA STATE	L 35-55	8	7	41	5	4	1	2	0	0	0	0	1	0
10/01/16	at Cincinnati	W 45-20	3	3	20	3	2	1	0	0	0	0	0	0	0
Oct 08, 2016	EAST CAROLINA	W 38-22	3	3	16	2	1	1	1	0	0	0	0	0	0
Oct 15, 2016	UCONN	W 42-27	4	4	20	2	1	1	2	0	0	0	0	0	0
Oct 21, 2016	at Temple	L 30-46	6	5	27	3	2	1	2	0	1	0	0	0	0
Oct 28, 2016	NAVY	W 52-45	7	7	45	7	6	1	0	0	0	0	0	0	0
Nov 12, 2016	at Memphis	W 49-42	5	4	24	3	1	2	1	0	1	0	0	0	0
Nov 19, 2016	at SMU	W 35-27	5	3	13	1	0	1	2	0	1	1	0	0	0
Nov 26, 2016	UCF	W 48-31	3	3	17	2	2	0	1	0	0	0	0	0	0
Dec 29, 2016	vs South Carolina	W 46-39	8	4	29	4	2	2	0	0	1	0	2	1	0
Totals			60	51	296	37	24	13	14	0	4	1	2	2	0
51 of 60 (85.0%)															

- OUTLOOK
- PLAYERS
- COACHES
- REVIEW
- RECORDS
- HISTORY
- USF
- MEDIA



Auggie Sanchez

# 2016 USF SEASON REVIEW

## 3RD & 4TH DOWN CONVERSIONS/TIME OF POSSESSION

### 3rd-Down Conversions

Date	Opponent	Score	Overall	1st Qtr	2nd Qtr	3rd Qtr	4th Qtr	Overtime
Sep 03, 2016	TOWSON	W 56-20	6-12 50.0	2-3 66.7	1-4 25.0	2-2 100.0	1-3 33.3	
Sep 10, 2016	NORTHERN ILLINOIS	W 48-17	11-20 55.0	3-4 75.0	2-5 40.0	4-5 80.0	2-6 33.3	
Sep 17, 2016	at Syracuse	W 45-20	4-13 30.8	0-3 0.0	2-3 66.7	1-4 25.0	1-3 33.3	
Sep 24, 2016	FLORIDA STATE	L 35-55	4-11 36.4	1-3 33.3	1-4 25.0	1-2 50.0	1-2 50.0	
10/01/16	at Cincinnati	W 45-20	8-18 44.4	2-5 40.0	0-1 0.0	2-5 40.0	4-7 57.1	
Oct 08, 2016	EAST CAROLINA	W 38-22	6-13 46.2	1-3 33.3	2-3 66.7	3-6 50.0	0-1 0.0	
Oct 15, 2016	UCONN	W 42-27	7-17 41.2	1-2 50.0	1-6 16.7	2-5 40.0	3-4 75.0	
Oct 21, 2016	at Temple	L 30-46	6-12 50.0	1-2 50.0	3-4 75.0	2-6 33.3	0-0 0.0	
Oct 28, 2016	NAVY	W 52-45	12-16 75.0	3-3 100.0	6-6 100.0	3-5 60.0	0-2 0.0	
Nov 12, 2016	at Memphis	W 49-42	7-13 53.8	2-4 50.0	1-4 25.0	1-1 100.0	3-4 75.0	
Nov 19, 2016	at SMU	W 35-27	2-12 16.7	1-3 33.3	1-4 25.0	0-2 0.0	0-3 0.0	
Nov 26, 2016	UCF	W 48-31	4-16 25.0	3-5 60.0	1-4 25.0	0-2 0.0	0-5 0.0	
Dec 29, 2016	vs South Carolina	W 46-39	7-17 41.2	3-5 60.0	1-4 25.0	1-3 33.3	2-5 40.0	0-0 0.0
USF			84-190 44.2	23-45 51.1	22-52 42.3	22-48 45.8	17-45 37.8	0-0 0.0
Opponents			85-218 39.0	17-52 32.7	21-54 38.9	21-48 43.8	26-63 41.3	0-1 0.0

### 4th-Down Conversions

Date	Opponent	Score	Overall	1st Qtr	2nd Qtr	3rd Qtr	4th Qtr	Overtime
Sep 03, 2016	TOWSON	W 56-20	0-0 0.0	0-0 0.0	0-0 0.0	0-0 0.0	0-0 0.0	
Sep 10, 2016	NORTHERN ILLINOIS	W 48-17	0-0 0.0	0-0 0.0	0-0 0.0	0-0 0.0	0-0 0.0	
Sep 17, 2016	at Syracuse	W 45-20	1-1 100.0	0-0 0.0	0-0 0.0	1-1 100.0	0-0 0.0	
Sep 24, 2016	FLORIDA STATE	L 35-55	1-1 100.0	0-0 0.0	0-0 0.0	0-0 0.0	1-1 100.0	
10/01/16	at Cincinnati	W 45-20	3-3 100.0	1-1 100.0	0-0 0.0	1-1 100.0	1-1 100.0	
Oct 08, 2016	EAST CAROLINA	W 38-22	2-2 100.0	1-1 100.0	0-0 0.0	1-1 100.0	0-0 0.0	
Oct 15, 2016	UCONN	W 42-27	3-4 75.0	0-0 0.0	1-2 50.0	1-1 100.0	1-1 100.0	
Oct 21, 2016	at Temple	L 30-46	1-1 100.0	0-0 0.0	0-0 0.0	1-1 100.0	0-0 0.0	
Oct 28, 2016	NAVY	W 52-45	0-0 0.0	0-0 0.0	0-0 0.0	0-0 0.0	0-0 0.0	
Nov 12, 2016	at Memphis	W 49-42	2-2 100.0	0-0 0.0	2-2 100.0	0-0 0.0	0-0 0.0	
Nov 19, 2016	at SMU	W 35-27	1-1 100.0	1-1 100.0	0-0 0.0	0-0 0.0	0-0 0.0	
Nov 26, 2016	UCF	W 48-31	1-1 100.0	0-0 0.0	0-0 0.0	0-0 0.0	1-1 100.0	
Dec 29, 2016	vs South Carolina	W 46-39	2-3 66.7	0-1 0.0	2-2 100.0	0-0 0.0	0-0 0.0	0-0 0.0
USF			17-19 89.5	3-4 75.0	5-6 83.3	5-5 100.0	4-4 100.0	0-0 0.0
Opponents			18-34 52.9	5-6 83.3	5-11 45.5	2-3 66.7	6-13 46.2	0-1 0.0

### Time of Possession

Date	Opponent	Score	Overall	1st Qtr	2nd Qtr	3rd Qtr	4th Qtr	Overtime
Sep 03, 2016	TOWSON	W 56-20	22:20	5:24	5:25	5:16	6:15	
Sep 10, 2016	NORTHERN ILLINOIS	W 48-17	31:08	7:22	7:15	8:14	8:17	
Sep 17, 2016	at Syracuse	W 45-20	22:12	4:12	5:20	5:19	7:21	
Sep 24, 2016	FLORIDA STATE	L 35-55	19:41	6:38	5:48	2:56	4:19	
10/01/16	at Cincinnati	W 45-20	32:39	9:11	5:29	6:49	11:10	
Oct 08, 2016	EAST CAROLINA	W 38-22	28:01	7:26	4:49	11:17	4:29	
Oct 15, 2016	UCONN	W 42-27	27:44	4:33	7:51	8:55	6:25	
Oct 21, 2016	at Temple	L 30-46	20:53	2:53	5:23	9:08	3:29	
Oct 28, 2016	NAVY	W 52-45	26:59	4:51	9:38	7:07	5:23	
Nov 12, 2016	at Memphis	W 49-42	32:49	7:50	9:20	5:19	10:20	
Nov 19, 2016	at SMU	W 35-27	23:49	6:44	5:00	4:01	8:04	
Nov 26, 2016	UCF	W 48-31	32:17	8:16	7:37	6:10	10:14	
Dec 29, 2016	vs South Carolina	W 46-39	28:03	9:59	5:50	6:27	5:47	0:00
USF			Total	85:19	84:45	86:58	91:33	0:00
			Avg.	6:33	6:31	6:41	7:02	0:00
Opponents			Total	109:41	110:15	108:02	103:27	0:00
			Avg.	8:26	8:28	8:18	7:57	0:00

2017 USF FOOTBALL

OUTLOOK  
PLAYERS  
COACHES  
REVIEW  
RECORDS  
HISTORY  
USF  
MEDIA



# 2016 USF SEASON REVIEW

## GAME-BY-GAME RETURNS

PUNT RETURNS	No-Yds	TOWSON	NIU	SU	FS	CIN	ECU	UCONN	TEM	NAVY	MEM	SMU	UCF	SC
JOHNSON, D'Erne	18-213	3-21	-	2-83	1-8	3-27	2-22	2-1	-	1-31	-	2-18	1-0	1-2
FULLWODD, Tajee	4-22	2-17	2-5	-	-	-	-	-	-	-	-	-	-	-
CHILDS, Hassan	2-3	DNP	1-2	1-1	DNP	DNP	-	-	-	-	DNP	-	-	DNP

KICK RETURNS	No-Yds	TOWSON	NIU	SU	FS	CIN	ECU	UCONN	TEM	NAVY	MEM	SMU	UCF	SC
ADAMS, Rodney	22-534	1-52	1-20	2-48	3-46	2-64	-	-	3-97	-	4-69	5-116	1-22	-
JOHNSON, D'Erne	8-231	-	1-38	-	1-16	-	-	-	2-63	-	-	1-18	-	3-96
WILCOX, Mitch	6-62	-	-	-	-	-	4-23	-	-	2-39	-	-	-	-
MCCANTS, Tyre	1-17	1-17	-	-	-	-	-	-	-	-	-	-	-	-
BROWN, Juwuan	1-7	-	-	-	-	-	-	-	1-7	-	-	-	-	-
FULLWODD, Tajee	1-6	-	-	-	-	-	-	-	-	-	-	-	-	1-6
NICHOLS, Deatri	1-0	-	-	-	-	-	-	-	-	1-0	-	-	-	-
TEAM	1-0	1-0	-	-	DNP	-	DNP	-	-	DNP	-	-	DNP	DNP
THOMAS, Jaymon	2-0	-	-	-	-	1-0	-	-	-	-	-	-	1-0	-
DILLON, Elkanah	2-0	-	-	-	-	-	DNP	DNP	-	2-0	-	-	-	-

INT. RETURNS	No-Yds	TOWSON	NIU	SU	FS	CIN	ECU	UCONN	TEM	NAVY	MEM	SMU	UCF	SC
NICHOLS, Deatri	4-24	-	-	1-0	-	-	-	-	-	-	1-0	2-24	-	-
FULLWODD, Tajee	2-69	-	-	1-22	-	-	-	-	-	-	-	-	-	1-47
HOGGINS, Ronnie	2-6	-	-	-	-	1-6	-	DNP	DNP	1-0	-	-	-	-
HARRIS, Nigel	2-83	1-49	-	-	-	-	1-34	-	-	-	-	-	-	-
ABRAHAM, Devin	1-21	-	-	-	-	-	DNP	-	DNP	DNP	DNP	-	-	1-21
SANCHEZ, Auggie	1-19	-	-	-	-	-	-	-	-	-	-	-	1-19	-
MCGEE, Khalid	1-0	-	-	-	-	1-0	-	-	-	-	-	-	-	-
GODWIN, Nate	1-0	-	-	-	-	-	-	-	-	-	-	-	1-0	-
WARD, Johnny	1-11	-	-	-	-	1-11	-	-	-	-	-	-	-	-

FUMBLE RETURNS	No-Yds	TOWSON	NIU	SU	FS	CIN	ECU	UCONN	TEM	NAVY	MEM	SMU	UCF	SC
BROWN, Juwuan	1-22	-	-	-	-	-	-	-	-	-	-	-	1-22	-
GODWIN, Nate	1-13	1-13	-	-	-	-	-	-	-	-	-	-	-	-
SANCHEZ, Auggie	1-0	-	-	-	1-0	-	-	-	-	-	-	-	-	-
THOMAS, Jaymon	1-0	1-0	-	-	-	-	-	-	-	-	-	-	-	-
SAWTELLE, Nico	1-0	1-0	-	-	-	-	-	-	-	-	DNP	DNP	-	-



D'Ernest Johnson

**TURNOVERS**

**TURNOVERS FORCED**

TEAM.....	INT	FUMBLE .....	DEF TD .....	TOTAL
<b>USF</b> .....	15	11 .....	3.....	26
<b>Opponents</b> .....	8	9 .....	0.....	17

<b>USF CAUSED:</b> 26	<b>OPP CAUSED:</b> 17
<b>USF POINTS OFF TOS:</b> 95	<b>OPP POINTS OFF TOS:</b> 50
<b>USF DEFENSIVE TD's:</b> 3	<b>OPP DEFENSIVE TD's:</b> -
<b>USF RETURN TD's:</b> 3	<b>OPP RETURN TD's:</b>

**USF TURNOVERS FORCED**

QT	Play	Ball On	Result
<b>TOWSON (4)</b>			
2nd.....	FF: TEAM, FR: Jaymon Thomas.....	USF 49.....	TD
4th.....	INT: Ronnie Hoggins.....	OPP 33.....	TD
3rd.....	FF: Malik Dixon, FR: Nate Godwin. OPP 36.....	TD	
4th.....	FF: Eric Mayes, FR: Nico Sawtelle ..	USF 40...End Gm	
<b>NORTHERN ILLINOIS (-)</b>			
None			
<b>@ SYRACUSE (3)</b>			
2nd.....	INT: Fullwood.....	USF 21.....	Punt
2nd.....	FF: Hoggins, FR: Ferguson.....	USF29... End half	
4th.....	INT: Nichols.....	USF25.....	FG
<b>FLORIDA STATE (1)</b>			
3rd.....	FF: Sanchez, FR: Sanchez.....	USF 48.....	INT
<b>@ CINCINNATI (4)</b>			
2nd.....	INT: McGee.....	CIN 28.....	Punt
2nd.....	FF: Thomas, FR: Harris.....	CIN 43.....	Punt
3rd.....	INT: Hoggins.....	CIN 37.....	TD
3rd.....	INT: Ward.....	21-yd ret.....	TD
<b>EAST CAROLINA (1)</b>			
4th.....	INT: Harris.....	ECU 17.....	TD
<b>UCONN (-)</b>			
None			
<b>TEMPLE (-)</b>			
None			
<b>NAVY (1)</b>			
2nd.....	INT: Hoggins.....	NAVY 49.....	FUM
<b>@ MEMPHIS (1)</b>			
3rd.....	INT: Nichols.....	USF 19.....	TD
<b>@ SMU (3)</b>			
2nd.....	FF: McGee, FR: Hoggins.....	SMU 29.....	TD
3rd.....	INT: Nichols.....	USF 35.....	TD
4th.....	INT: Nichols.....	USF 8.....	Punt
<b>UCF (3)</b>			
1st.....	FF: none, FR: Brown.....	UCF 32.....	TD
1st.....	INT: Brown.....	22-yd ret.....	TD
4th.....	INT: Godwin.....	USF 43.....	FG
<b>SOUTH CAROLINA (5)</b>			
1st.....	INT: Abraham.....	USC46.....	TD
3rd.....	INT: Fullwood.....	47-yd ret.....	TD
3rd.....	FF: J. Thomas, FR: J. Thomas.....	USF2.....	Punt
4th.....	FF: Fullwood, FR: McGee.....	USF1.....	Punt
OT.....	FF: Love, FR: McGee.....	USC 15 ..End Gm	



Take Fullwood

**OPPONENT TURNOVERS FORCED**

Turnover	Player	Ball On	Result
<b>TOWSON (2)</b>			
INT	.....of Flowers	USF 41.....	FG
Fumble	.....by Mack	TOW 26.....	Fumble
<b>NORTHERN ILLINOIS (1)</b>			
Fumble	.....by Childs	USF 25.....	FG
<b>@ SYRACUSE (0)</b>			
NONE			
<b>FLORIDA STATE (2)</b>			
INT	.....of Flowers	USF 5.....	TD
INT	.....of Flowers	FSU 47.....	Punt
<b>@ CINCINNATI (0)</b>			
NONE			
<b>EAST CAROLINA (1)</b>			
Fumble	.....by Mack	ECU 7.....	Missed FG
<b>UCONN (4)</b>			
INT	.....of Flowers	UCONN 1.....	Punt
INT	.....of Flowers	UCONN 30.....	TD
Fumble	.....by Adams	USF 26.....	TD
Fumble	.....by Mack	UCONN 10.....	Punt
<b>@ TEMPLE (1)</b>			
INT	.....of Kean	USF 3.....	TD
<b>NAVY (1)</b>			
Fumble	.....by Wilcox	NAVY 1.....	End Half
<b>@ MEMPHIS (0)</b>			
NONE			
<b>SMU (2)</b>			
Fumble	.....by Adams	USF 28.....	FG
INT	.....of Flowers	SMU 49.....	INT
<b>UCF (1)</b>			
Fumble	.....by Adams	USF 46.....	Downs
<b>SOUTH CAROLINA (2)</b>			
Fumble	.....by Wilcox	USC19.....	TD
INT	.....of Flowers	USC23.....	TD



# 2016 USF SEASON REVIEW

## 2016 GAME-BY-GAME TEAM STATISTICS

GAME	FINAL SCORE	QUARTERS					1st DOWNS		RUSHING		PASSING			TOT OFF	PUNTS	PENALTY			3RD	4TH	RED	SACKS	FIELD	POSSESSION TIME				
		1	2	3	4	OT	R-P-PE	TOT	NO-YDS	TD	C-A-I	YDS	TD	YDS	NO-AVG	F-FL	NO-YDS	DNS	DNS	ZONE	NO-YDS	GOALS	1	2	3	4	TOT	
USF	56	14	14	21	7	-	10-9-3	22	41-214-4	13-25-1	230	4	444	4-154	2-1	4-42	6-12	0-0	4-4	3-23	0-0	5:24	5:25	5:16	6:15	22:20		
vs TOWSON	20	3	7	7	3	-	13-6-1	20	49-127-2	16-41-1	165	0	292	7-346	3-3	5-62	6-22	5-6	4-4	2-17	2-2	9:36	9:35	9:44	8:45	37:40		
USF	48	14	13	14	7	-	15-15-4	34	50-293-2	25-39-0	365	4	658	5-44.2	1-1	8-77	11-19	0-0	6-6	2-12	2-2	7:22	7:15	8:14	8:17	31:08		
vs N. ILLINOIS	17	0	7	0	10	-	9-8-2	19	41-157-1	22-35-0	161	1	318	11-38.8	1-0	4-50	5-18	1-1	3-3	0-0	1-1	7:38	7:45	6:46	6:43	28:52		
USF	45	0	28	7	10	-	10-9-1	20	35-239-4	14-29-0	215	1	454	6-42.8	3-0	4-50	4-13	1-1	3-3	1-8	1-1	4:12	5:20	5:19	6:31	21:22		
@ SYRACUSE	20	17	0	3	0	-	11-16-3	30	55-199-0	32-50-2	350	2	549	5-41.8	1-1	10-69	12-24	2-5	1-1	1-6	2-2	10:48	9:40	9:41	7:39	37:48		
USF	35	14	0	7	14	-	12-3-2	17	41-290-4	5-14-2	160	1	450	6-47.5	0-0	8-68	4-11	1-1	3-4	3-17	0-0	6:38	5:48	2:56	4:19	19:41		
vs FLORIDA ST.	55	28	10	7	10	-	20-8-3	31	63-478-6	11-19-0	169	1	647	3-34.7	1-1	4-50	6-11	0-0	7-8	3-25	2-2	8:22	9:12	12:04	10:41	40:19		
USF	45	10	14	14	7	-	13-12-0	25	48-226-5	22-33-0	228	0	454	6-39.7	0-0	2-21	8-18	3-3	5-6	2-15	1-1	9:11	5:29	6:49	11:10	32:39		
@ CINCINNATI	20	6	14	0	0	-	8-11-2	21	35-130-2	23-41-3	263	1	393	6-42.0	2-1	4-40	6-16	0-0	3-3	1-11	0-3	5:49	9:31	8:11	3:50	27:21		
USF	38	7	10	7	14	-	14-8-1	23	42-306-2	21-29-0	250	3	556	4-34.2	2-1	9-101	6-13	2-2	5-7	3-4	1-1	7:26	4:49	11:17	4:29	28:01		
vs ECU	22	3	3	7	9	-	8-15-1	24	36-168-1	33-56-1	308	1	476	3-47.0	0-0	2-19	7-20	3-6	3-3	0-0	3-4	7:34	10:11	3:43	10:31	31:59		
USF	42	7	7	7	21	-	15-11-0	26	47-316-4	23-27-2	213	2	529	4-40.5	4-2	4-36	7-17	3-4	2-3	5-29	0-0	4:33	7:51	8:55	6:25	27:44		
vs. UConn	27	3	0	14	10	-	7-11-2	20	36-72-1	22-39-0	306	2	378	9-40.1	0-0	3-20	4-18	2-3	4-4	1-3	2-2	10:27	7:09	6:05	8:35	32:16		
USF	30	7	6	10	7	-	8-9-1	18	33-165-2	11-20-1	187	2	352	4-28.5	1-0	11-88	6-12	1-1	1-1	2-14	1-1	2:53	5:23	9:08	3:29	20:53		
@ TEMPLE	46	3	17	14	12	-	16-8-2	26	51-319-4	14-21-0	209	1	528	3-34.7	0-0	8-75	10-16	0-1	5-6	4-20	3-3	12:07	9:37	5:52	11:31	39:07		
USF	52	28	14	3	7	-	14-11-0	25	44-412-5	20-30-0	217	2	629	2-38.5	1-1	8-50	12-16	0-0	4-4	0-0	1-2	4:51	9:38	7:07	5:23	26:59		
NAVY	45	0	14	7	24	-	19-10-0	29	54-317-6	15-27-1	299	1	616	3-48.0	0-0	2-10	8-13	1-2	7-7	0-0	0-0	10:09	5:22	7:53	9:37	33:01		
USF	49	14	7	14	14	-	17-11-2	30	40-416-5	24-29-0	263	2	679	3-37.3	1-0	7-75	7-13	2-2	2-3	0-0	0-1	7:50	9:20	5:19	10:20	32:49		
@ MEMPHIS	42	3	14	14	11	-	12-15-2	29	35-277-2	29-46-1	331	3	608	3-46.7	2-0	6-60	4-12	1-2	4-5	0-0	2-3	7:10	5:40	9:41	4:40	27:11		
USF	35	14	7	7	7	-	12-4-0	16	43-278-2	7-15-1	195	3	473	8-39.1	1-1	7-55	2-12	1-1	1-1	2-16	0-0	6:44	5:00	4:01	8:04	23:49		
@ SMU	27	7	7	10	3	-	10-17-1	28	47-155-0	26-42-2	423	3	578	6-39.8	2-1	4-24	8-17	0-1	3-5	0-0	2-2	8:16	10:00	10:59	6:56	36:11		
USF	48	14	10	7	17	-	14-6-0	20	48-351-5	17-26-0	152	0	503	8-45.1	1-1	6-50	4-16	1-1	3-4	3-22	2-3	8:16	7:37	6:10	10:14	32:17		
UCF	31	7	7	10	7	-	7-14-1	22	35-64-2	28-47-2	338	2	402	7-41.1	1-1	5-30	5-17	1-3	3-3	2-11	1-1	6:44	7:23	8:50	4:46	27:43		
USF	46	15	14	10	0	7	10-13-11	24	48-208-3	23-32-1	261	2	469	4-41.5	3-1	5-50	7-17	2-3	4-4	5-35	1-1	9:59	5:50	6:27	5:47	28:03		
USF	S. Carolina	39	0	14	10	15	0	4-20-3	27	34-91-2	32-43-2	390	3	481	2-44.0	4-3	3-35	4-13	2-4	4-8	0-0	1-1	5:01	9:10	8:33	9:13	31:57	



Deatrick Nichols

2017 USF FOOTBALL

- OUTLOOK
- PLAYERS
- COACHES
- REVIEW
- RECORDS
- HISTORY
- USF
- MEDIA

# USF SCORING DRIVES

**QT** When Score Play **DRIVE**

**TOWSON (8)**

1st..... 13:21	TD.....Tice 43-yard pass from Flowers	.....6 plays, 75 yards, 1:39
1st..... 5:55	TD.....Mack 7-yard run	.....2 plays, 35 yards, 0:29
2nd..... 6:56	TD.....Scantling 51-yard pass from Flowers	.....1 play, 51 yards, 0:06
2nd..... 1:49	TD.....Flowers 5-yard run	.....1 play, 5 yards, 0:08
3rd..... 10:04	TD.....Adams 4-yard run	.....11 plays, 79 yards, 3:22
3rd..... 5:32	TD.....Flowers 7-yard run	.....4 plays, 66 yards, 1:49
3rd..... 1:40	TD.....Johnson 23-yard pass from Kean	.....1 play, 36 yards, 0:05
4th..... 5:28	TD.....Wilcox 21-yard pass from Kean	.....8 plays, 66 yards, 2:36

**NORTHERN ILLINOIS (8)**

1st..... 6:39	TD.....Adams 11-yard run	.....10 plays, 80 yards, 3:16
1st..... 3:25	TD.....Bronson 73-yard pass from Flowers	.....3 plays, 84 yards, 1:15
2nd..... 14:05	FG.....Nadelman 31-yard field goal	.....8 plays, 59 yards, 2:28
2nd..... 11:07	TD.....Adams 26-yard pass from Flowers	.....5 plays, 74 yards, 2:06
2nd..... 5:17	TD.....Nadelman 34-yard field goal	.....8 plays, 39 yards, 3:02
3rd..... 8:05	TD.....Johnson 13-yard pass from Flowers	.....7 plays, 75 yards, 3:41
3rd..... 4:27	TD.....Barr 6-yard pass from Flowers	.....8 plays, 41 yards, 2:31
4th..... 13:31	TD.....Tice 11-yard run	.....11 plays, 92 yards, 3:56

**SYRACUSE (6 + punt return)**

2nd..... 14:26	TD.....Adams 27-yard pass from Flowers	.....4 plays, 75 yards, 1:04
2nd..... 9:24	TD.....Mack 2-yard run	.....5 plays, 47 yards, 1:37
2nd..... 4:45	TD.....Adams 9-yard run	.....4 plays, 41 yards, 0:55
2nd..... :43	TD.....Adams 19-yard run	.....7 plays, 88 yards, 1:32
3rd..... :55	TD.....Mack 52-yard run	.....7 plays, 75 yards, 3:03
4th..... 14:42	TD.....Johnson 83-yard punt return	.....-
4th..... 8:55	FG.....Nadelman 42-yard field goal	.....8 plays, 50 yards, 3:38

**FLORIDA STATE (5)**

1st..... 14:43	TD.....Adams 84-yard pass from Flowers	.....1 play, 84 yards, 0:17
1st..... 11:49	TD.....Mack 1-yard run	.....9 plays, 72 yards, 2:42
3rd..... 3:22	TD.....Johnson 24-yard run	.....5 plays, 90 yards, 1:38
4th..... 10:21	TD.....Johnson 4-yard run	.....8 plays, 75 yards, 3:12
4th..... 7:39	TD.....Johnson 2-yard run	.....5 plays, 75 yards, 1:07

**CINCINNATI (6 + INT return)**

1st..... 9:19	FG.....Nadelman 25-yard field goal	.....15 plays, 66 yards, 5:41
1st..... 1:54	TD.....Johnson 4-yard run	.....4 plays, 61 yards, 1:23
2nd..... 11:07	TD.....Flowers 8-yard run	.....6 plays, 59 yards, 2:09
2nd..... 1:40	TD.....Mack 4-yard run	.....6 plays, 72 yards, 1:19
3rd..... 4:29	TD.....Flowers 19-yard run	.....5 plays, 37 yards, 2:13
3rd..... 1:32	TD.....Ward 11-yard interception	.....-
4th..... 1:41	TD.....Mack 49-yard run	.....4 plays, 69 yards, 1:41

**EAST CAROLINA (6)**

1st..... 9:31	TD.....Johnson 6-yard pass from Flowers	.....11 plays, 45 yards, 5:09
2nd..... 9:26	FG.....Nadelman 26-yard field goal	.....9 plays, 51 yards, 2:51
2nd..... :34	TD.....Johnson 11-yard pass from Flowers	.....6 plays, 75 yards, 1:20
3rd..... 7:44	TD.....Mack 1-yard run	.....10 plays, 53 yards, 4:10
4th..... 6:06	TD.....Adams 62-yard pass from Flowers	.....3 plays, 75 yards, 0:52
4th..... 3:04	TD.....Mack 9-yard run	.....2 plays, 17 yards, 0:24

**SCORING DRIVES UNDER 2:00: 39 (39 TD)**

**SCORING DRIVES UNDER 1:00: 20 (20 TD)**

**LONG DRIVES:**

**Longest by PLAYS:**

15 plays (66 yards, 5:41, FG vs. Cincinnati), (74 yards, 5:24, FG vs. Navy)

**Longest by YARDS:**

96 yards (2 plays, :32, TD at Memphis)

**Longest by TIME:**

5:41 (15 plays, 66 yards, FG vs. Cincinnati)

**DEFENSE/SPECIAL TEAMS TOUCHDOWNS: 4**

**DEFENSIVE SCORING PLAYS**

Johnny Ward 11-yard interception vs. Cincinnati

Juwuan Brown 22-yard fumble return vs. UCF

Tajee Fullwood 47-yard interception return vs. South Carolina

**SPECIAL TEAMS SCORING PLAYS**

D'Ernest Johnson 83-yard punt return at Syracuse

**UCONN (6)**

1st..... 7:35	TD.....Flowers 54-yard run	.....2 plays, 75 yards, 0:29
2nd..... 2:22	TD.....Flowers 8-yard run	.....4 plays, 49 yards, 0:38
3rd..... 5:30	TD.....Flowers 8-yard run	.....12 plays, 65 yards, 3:53
4th..... 12:38	TD.....Valdez-Scantling 26-yard pass from Flowers	.....5 plays, 55 yards, 1:27
4th..... 4:21	TD.....Wilcox 29-yard pass from Flowers	.....10 plays, 75 yards, 3:51
4th..... 2:57	TD.....Mack 34-yard run	.....1 play 34 yards, :10

**TEMPLE (5)**

1st..... 0:19	TD.....Valdez-Scantling 27-yard pass from Flowers	.....6 plays, 68 yards, 1:18
2nd..... 5:04	TD.....McCants 31-yard pass from Flowers	.....8 plays, 75 yards, 2:03
3rd..... 9:52	FG.....Nadelman 42-yard field goal	.....14 plays, 50 yards, 5:08
3rd..... 5:21	TD.....Flowers 3-yard run	.....3 plays, 84 yards, :49
4th..... 8:42	TD.....Mack 30-yard run	.....4 plays, 75 yards, 1:27

**NAVY (8)**

1st..... 13:49	TD.....Flowers 63-yard run	.....4 plays, 75 yards, 1:11
1st..... 7:25	TD.....Johnson 23-yard run	.....7 plays, 47 yards, 2:52
1st..... 4:43	TD.....Mack 85-yard run	.....1 play, 85 yards, :13
1st..... 3:10	TD.....Dillon 41-yard pass from Flowers	.....2 plays, 46 yards, :35
2nd..... 10:52	TD.....Flowers 1-yard run	.....12 plays, 68 yards, 4:13
2nd..... 1:52	TD.....Scantling 16-yard pass from Flowers	.....13 plays, 75 yards, 4:42
3rd..... 8:03	FG.....Nadelman 271yard field goal	.....15 plays, 74 yards, 5:24
4th..... 9:22	TD.....Johnson 16-yard run	.....3 plays, 46 yards, 1:12

**MEMPHIS (7)**

1st..... 12:51	TD.....Adams 49-yard pass from Flowers	.....6 plays, 75 yards, 2:09
1st..... 7:21	TD.....Adams 92-yard run	.....2 plays, 96 yards, :32
2nd..... 9:41	TD.....Flowers 48-yard run	.....7 plays, 82 yards, 2:25
3rd..... 10:00	TD.....Flowers 12-yard run	.....5 plays, 81 yards, 1:81
3rd..... 2:40	TD.....McCants 40-yard pass from Flowers	.....9 plays, 80 yards, 3:44
4th..... 7:05	TD.....Mack 4-yard run	.....7 plays, 67 yards, 3:00
4th..... 1:46	TD.....Flowers 22-yard run	.....10 plays, 78 yards, 4:56

**UCF (7 + fumble return)**

1st..... 6:46	TD.....Mack 43-yard run	.....5 plays, 67 yards, 1:57
1st..... 4:15	TD.....Brown 22-yard fumble recovery	.....-
2nd..... 10:08	FG.....Behr 33-yard field goal	.....7 plays, 45 yards, 2:09
2nd..... 5:36	TD.....Mack 56-yard run	.....6 plays, 78 yards, 2:08
3rd..... 14:04	TD.....Flowers 62-yard run	.....3 plays, 75 yards, 0:56
4th..... 8:38	TD.....Flowers 24-yard run	.....1 play, 24 yards, 0:07
4th..... 4:20	TD.....Behr 30-yard field goal	.....9 plays, 44 yards, 4:00
4th..... 0:11	TD.....Johnson 1-yard run	.....4 plays, 8 yards, 1:33

**BIRMINGHAM BOWL (6 + INT return)**

1st..... 10:25	TD.....Flowers 4-yard run	.....7 plays, 46 yards, 2:26
1st..... 4:26	TD.....Flowers 4-yard run	.....11 plays, 80 yards, 4:09
2nd..... 10:40	TD.....Flowers 1-yard run	.....10 plays, 77 yards, 3:22
2nd..... 0:07	TD.....Johnson 37-yard pass from Flowers	.....8 plays, 68 yards, 1:05
3rd..... 8:07	FG.....Behr 21-yard field goal	.....11 plays, 60 yards, 3:48
3rd..... 7:06	TD.....Fullwood 47-yard INT return	.....-
OT..... 15:00	TD.....Dillon 25-yard pass from Flowers	.....1 play, 25 yards 1:11

OUTLOOK

PLAYERS

COACHES

REVIEW

RECORDS

HISTORY

USF

MEDIA



# Marlon Mack



2017 **USF** FOOTBALL

OUTLOOK  
PLAYERS  
COACHES  
**REVIEW**  
RECORDS  
HISTORY  
USF  
MEDIA

## USF EXPLOSIVE PLAYS BY LENGTH

QT	LENGTH	TYPE	PLAYER	OPP
1Q	92 (TD)	RUN	Adams	MEM
1Q	85 (TD)	RUN	Mack	NAVY
1Q	84 (TD)	PASS	Flowers to Adams	FSU
1Q	77 (TD)	PASS	Flowers to Scantling	SMU
1Q	73 (TD)	PASS	Flowers to Bronson	NIU
2Q	65	RUN	Mack	ECU
1Q	63 (TD)	RUN	Flowers	NAVY
3Q	62 (TD)	RUSH	Flowers	UCF
4Q	62 (TD)	PASS	Flowers to Adams	ECU
1Q	60 (TD)	RUSH	Mack	SMU
2Q	56 (TD)	RUSH	Mack	UCF
1Q	54	RUN	Flowers	UCONN
4Q	52	PASS	Wilcox	FSU
3Q	52 (TD)	RUN	Mack	SU
2Q	51 (TD)	PASS	Flowers to Scantling	TOW
3Q	50	RUN	Flowers	TEM

### ▲ 50 + YARD PLAYS ▲

1Q	49 (TD)	PASS	Flowers to Adams	MEM
4Q	49 (TD)	RUN	Mack	CIN
2Q	49	INT	Nigel Harris	TOW
2Q	48	RUN	Flowers	MEM
3Q	48	RUN	Flowers	FSU
3Q	47 (TD)	INT	Fullwood	USC
1Q	45	PASS	Flowers to Scantling	NIU
1Q	43 (TD)	PASS	Flowers to Tice	TOW
1Q	43 (TD)	RUSH	Mack	UCF
1Q	41 (TD)	PASS	Flowers to Dillon	NAVY
4Q	41	RUSH	Flowers	SMU
2Q	41	PASS	Flowers to Wilcox	ECU
3Q	40 (TD)	PASS	Flowers to McCants	MEM
3Q	39	PASS	Flowers to Mack	UCONN
2Q	37 (TD)	PASS	Flowers to Johnson	USC
4Q	35	RUSH	Flowers	SMU
4Q	35	RUN	Flowers	MEM
4Q	34 (TD)	RUN	Mack	UCONN
1Q	33	PASS	Flowers to McCants	NIU
4Q	33	PASS	Flowers to Johnson	SU
4Q	32	PASS	Flowers to Wilcox	UCF
2Q	31	PASS	Flowers to McCants	TEM
2Q	31	PASS	Flowers to Adams	SU
2Q	31	PASS	Flowers to Adams	UCONN
3Q	30	PASS	Flowers to Wilcox	MEM
4Q	30	PASS	Flowers to Adams	TEM
3Q	30 (TD)	PASS	Flowers to Barr	NIU
1Q	29	RUN	Mack	CIN
3Q	29	PASS	Flowers to Bronson	NIU
4Q	29	RUN	Flowers	FSU
4Q	29 (TD)	PASS	Flowers to Wilcox	UCONN
2Q	28 (TD)	PASS	Flowers to McCants	SMU
2Q	28	PASS	Flowers to Adams	CIN
4Q	28	PASS	Kean to McCants	SU
1Q	28	PASS	Flowers to Scantling	TOW
4Q	28	PASS	Flowers to Johnson	ECU
1Q	28	RUN	Flowers	FSU
1Q	27 (TD)	PASS	Flowers to Scantling	TEM
2Q	27 (TD)	PASS	Flowers to Adams	SU
4Q	27	RUN	Flowers	FSU
3Q	27	PASS	Flowers to Dillon	TOW
3Q	27	PASS	Flowers to Adams	MEM
3Q	26	RUN	Flowers	NAVY
4Q	26	RUN	Flowers	NAVY
4Q	26 (TD)	PASS	Flowers to Scantling	UCONN
2Q	26 (TD)	PASS	Flowers to Adams	NIU
OT	25 (TD)	PASS	Flowers to Dillon	USC
4Q	25	PASS	Flowers to Adams	UCF
2Q	25	PASS	Flowers to Dillon	CIN

1Q	24	RUN	Quinton Flowers	USC
4Q	24 (TD)	RUSH	Flowers	UCF
2Q	24	RUN	Mack	MEM
1Q	23 (TD)	RUN	Johnson	NAVY
2Q	23	PASS	Flowers to Wilcox	NAVY
3Q	23	RUSH	Mack	UCF
3Q	23 (TD)	PASS	Kean to Johnson	TOW
2Q	22	PASS	Flowers to Johnson	USC
4Q	22 (TD)	RUN	Flowers	MEM
2Q	22	PASS	Flowers to McCants	TEM
2Q	22	INT	Fullwood	SU
2Q	22	RUSH	Flowers	UCF
1Q	22 (TD)	FUM	Brown	UCF
2Q	21	PASS	Flowers to Adams	USC
4Q	21 (TD)	PASS	Kean to Wilcox	TOW
1Q	21	PASS	Flowers to McCants	CIN
2Q	21	RUN	Tice	NIU
1Q	21	RUN	Mack	UCONN
2Q	20	RUN	Flowers	MEM
4Q	20	PASS	Flowers to McCants	TEM
2Q	20	PASS	Flowers to Scantling	SU
4Q	20	RUN	Tice	NIU
1Q	20	RUN	Flowers	MEM

**GAME HIGH:** 11 at Memphis  
**SEASON TOTAL:** 90 (Offensive)

### ▼ LONG PLAYS FOR TOUCHDOWNS ▼

1Q	92 (TD)	RUN	Adams	MEM
1Q	85 (TD)	RUN	Mack	NAVY
1Q	84 (TD)	PASS	Flowers to Adams	FSU
1Q	77 (TD)	PASS	Flowers to Scantling	SMU
1Q	73 (TD)	PASS	Flowers to Bronson	NIU
1Q	63 (TD)	RUN	Flowers	NAVY
3Q	62 (TD)	RUSH	Flowers	UCF
4Q	62 (TD)	PASS	Flowers to Adams	ECU
1Q	60 (TD)	RUSH	Mack	SMU
2Q	56 (TD)	RUSH	Mack	UCF
1Q	54 (TD)	RUN	Flowers	UCONN
3Q	52 (TD)	RUN	Mack	SU
2Q	51 (TD)	PASS	Flowers to Scantling	TOW
1Q	49 (TD)	PASS	Flowers to Adams	MEM
4Q	49 (TD)	RUN	Mack	CIN
2Q	48 (TD)	RUN	Flowers	MEM
1Q	43 (TD)	PASS	Flowers to Tice	TOW
1Q	43 (TD)	RUSH	Mack	UCF
1Q	41 (TD)	PASS	Flowers to Dillon	NAVY
3Q	40 (TD)	PASS	Flowers to McCants	MEM
2Q	37 (TD)	PASS	Flowers to Johnson	USC
4Q	34 (TD)	RUN	Mack	UCONN
2Q	31 (TD)	PASS	Flowers to McCants	TEM
3Q	30 (TD)	PASS	Flowers to Barr	NIU
4Q	30 (TD)	RUN	Mack	TEM
4Q	29 (TD)	PASS	Flowers to Wilcox	UCONN
2Q	28 (TD)	PASS	Flowers to McCants	SMU
2Q	28	PASS	Flowers to Adams	CIN
4Q	28	PASS	Kean to McCants	SU
1Q	28	PASS	Flowers to Scantling	TOW
4Q	28	PASS	Flowers to Johnson	ECU
1Q	28	RUN	Flowers	FSU
1Q	27 (TD)	PASS	Flowers to Scantling	TEM
2Q	27 (TD)	PASS	Flowers to Adams	SU
4Q	27	RUN	Flowers	FSU
3Q	27	PASS	Flowers to Dillon	TOW
3Q	27	PASS	Flowers to Adams	MEM
3Q	26	RUN	Flowers	NAVY
4Q	26	RUN	Flowers	NAVY
4Q	26 (TD)	PASS	Flowers to Scantling	UCONN
2Q	26 (TD)	PASS	Flowers to Adams	NIU
OT	25 (TD)	PASS	Flowers to Dillon	USC
4Q	25	PASS	Flowers to Adams	UCF
2Q	25	PASS	Flowers to Dillon	CIN

**TOTAL:** 38  
**GAME HIGH:** 5 (Memphis, UCF)



**USF EXPLOSIVE PLAYS (20+ YARDS)**

Player	Run	Pass	Rec	Def	Tot
Flowers	19	42	-	-	61
Adams	1	-	11	-	12
Mack	13	-	1	-	14
McCants	-	-	8	-	8
Scantling	-	-	7	-	7
Johnson	2	-	4	-	6
Wilcox	-	-	5	-	5
Dillon	-	-	4	-	4
Tice	2	-	1	-	3
Kean	-	3	-	-	3
Bronson	-	-	2	-	2
Harris	-	-	-	1	1
Barr	-	-	1	-	1
Fullwood	-	-	-	1	1
Brown	-	-	-	1	1

**USF TOTAL (R&P):** 90

**OPP TOTAL:** 42

**USF GAME HIGH:** 11, at Memphis

**OPPONENT GAME HIGH:** 9, South Carolina

**USF**

Long Pass: 84 (TD), Flowers to Adams vs. FSU

Long Run: 92 (TD), Adams at Memphis

Long Def: 49, INT by Nigel Harris vs. Towson

**OPPONENTS**

Long Pass: 70, Shirreffs to Newsome (UConn)

Long Run: 76, Armstead (Temple)

Long Defense: --

**TOWSON (7)**

1Q	43 (TD)...	PASS...	Flowers to Tice	TOW
1Q	28.....	PASS...	Flowers to Scantling	TOW
2Q	51 (TD)...	PASS...	Flowers to Scantling	TOW
2Q	49.....	INT.....	Nigel Harris	TOW
3Q	27.....	PASS...	Flowers to Dillon	TOW
3Q	23 (TD)...	PASS...	Kean to Johnson	TOW
4Q	21 (TD)...	PASS...	Kean to Wilcox	TOW

**NORTHERN ILLINOIS (8)**

1Q	45.....	PASS...	Flowers to Scantling	NIU
1Q	73 (TD)...	PASS...	Flowers to Bronson	NIU
1Q	33.....	PASS...	Flowers to McCants	NIU
2Q	21.....	RUN....	Tice	NIU
2Q	26 (TD)...	PASS...	Flowers to Adams	NIU
3Q	29.....	PASS...	Flowers to Bronson	NIU
3Q	30.....	PASS...	Flowers to Barr	NIU
4Q	20.....	RUN....	Tice	NIU

**SYRACUSE (7)**

2Q	27 (TD)...	PASS...	Flowers to Adams	SU
2Q	22.....	INT.....	Fullwood	SU
2Q	31.....	PASS...	Flowers to Adams	SU
2Q	20.....	PASS...	Flowers to Scantling	SU
3Q	52 (TD)...	RUN....	Mack	SU
4Q	33.....	PASS...	Flowers to Johnson	SU
4Q	28.....	PASS...	Kean to McCants	SU

**FLORIDA STATE (7)**

1Q	87 (TD)...	PASS...	Flowers to Adams	FSU
1Q	28.....	RUN....	Flowers	FSU
3Q	48.....	RUN....	Flowers	FSU
3Q	24 (TD)...	RUN....	Johnson	FSU
4Q	27.....	RUN....	Flowers	FSU
4Q	29.....	RUN....	Flowers	FSU
4Q	52.....	PASS...	Flowers to Wilcox	FSU

**CINCINNATI (5)**

1Q	29.....	RUN....	Mack	CIN
1Q	21.....	PASS...	Flowers to McCants	CIN
2Q	25.....	PASS...	Flowers to Dillon	CIN
2Q	28.....	PASS...	Flowers to Adams	CIN
4Q	49 (TD)...	RUN....	Mack	CIN

**EAST CAROLINA (4)**

2Q	65.....	RUN....	Mack	ECU
2Q	41.....	PASS...	Flowers to Wilcox	ECU
4Q	62 (TD)...	PASS...	Flowers to Adams	ECU
4Q	28.....	PASS...	Flowers to Johnson	ECU

**UCONN (7)**

1Q	21.....	RUN....	Mack	UCONN
1Q	54 (TD)...	RUN....	Flowers	UCONN
2Q	31.....	PASS...	Flowers to Adams	UCONN
3Q	39.....	PASS...	Flowers to Mack	UCONN
4Q	26 (TD)...	PASS...	Flowers to Scantling	UCONN
4Q	29 (TD)...	PASS...	Flowers to Wilcox	UCONN
4Q	34 (TD)...	RUN....	Mack	UCONN

**TEMPLE (7)**

1Q	27 (TD)...	PASS...	Flowers to Scantling	TEM
2Q	31 (TD)...	PASS...	Flowers to McCants	TEM
2Q	22.....	PASS...	Flowers to McCants	TEM
3Q	50.....	RUN....	Flowers	TEM
4Q	30.....	PASS...	Flowers to Adams	TEM
4Q	30 (TD)...	RUN....	Mack	TEM
4Q	20.....	PASS...	Flowers to McCants	TEM

**NAVY (7)**

1Q	63 (TD)...	RUN....	Flowers	NAVY
1Q	23 (TD)...	RUN....	Johnson	NAVY
1Q	85 (TD)...	RUN....	Mack	NAVY
1Q	41 (TD)...	PASS...	Flowers to Dillon	NAVY
2Q	23.....	PASS...	Flowers to Wilcox	NAVY
3Q	26.....	RUN....	Flowers	NAVY
4Q	26.....	RUN....	Flowers	NAVY

**MEMPHIS (11)**

1Q	20.....	RUN...	Flowers	MEM
1Q	49 (TD)...	PASS..	Flowers to Adams	MEM
1Q	92 (TD)...	RUN...	Adams	MEM
2Q	24.....	RUN..	Mack	MEM
2Q	20.....	RUN...	Flowers	MEM
2Q	48.....	RUN...	Flowers	MEM
3Q	30.....	PASS..	Flowers to Wilcox	MEM
3Q	27.....	PASS..	Flowers to Adams	MEM
3Q	40 (TD)...	PASS..	Flowers to McCants	MEM
4Q	35.....	RUN...	Flowers	MEM
4Q	22 (TD)...	RUN...	Flowers	MEM

**SMU (6)**

1Q	77 (TD)...	PASS..	Flowers to Scantling	SMU
1Q	60 (TD)...	RUSH.	Mack	SMU
2Q	28 (TD)...	PASS..	Flowers to McCants	SMU
3Q	65 (TD)...	PASS..	Flowers to McCants	SMU
4Q	35.....	RUSH.	Flowers	SMU
4Q	41.....	RUSH.	Flowers	SMU

**UCF (9)**

1Q	43 (TD)...	RUSH.	Mack	UCF
1Q	22 (TD)...	FUM...	Brown	UCF
2Q	22.....	RUSH.	Flowers	UCF
2Q	56 (TD)...	RUSH.	Mack	UCF
3Q	62 (TD)...	RUSH.	Flowers	UCF
3Q	23.....	RUSH.	Mack	UCF
4Q	32.....	PASS..	Flowers to Wilcox	UCF
4Q	24 (TD)...	RUSH.	Flowers	UCF
4Q	25.....	PASS..	Flowers to Adams	UCF

**SOUTH CAROLINA (5)**

1Q	24.....	RUN...	Quinton Flowers	USC
2Q	21.....	PASS..	Flowers to Adams	USC
2Q	22.....	PASS..	Flowers to Johnson	USC
2Q	37 (TD)...	PASS..	Flowers to Johnson	USC
3Q	47 (TD)...	INT.....	Fullwood	USC
OT	25 (TD)...	PASS..	Flowers to Dillon	USC



- OUTLOOK
- PLAYERS
- COACHES
- REVIEW**
- RECORDS
- HISTORY
- USF
- MEDIA



**GAME-BY-GAME STATISTICS**

**GAME-BY-GAME PASSING**

2017 **USF** FOOTBALL

**#9 QUINTON FLOWERS**

FLOWERS	COMP	ATT	INT	PCT	YDS	TD	LG	SACK	EFF
TOWSON	8	18	1	44.4	178	2	51	1	153.06
NIU	21	33	0	63.6	350	4	73	0	192.73
@Syracuse	12	24	0	50.0	183	1	33	1	127.80
FSU	5	14	2	35.7	160	1	84	3	126.71
@Cincinnati	16	26	0	61.5	196	0	28	1	124.86
ECU	21	29	0	72.4	250	3	62	0	178.97
UConn	23	37	2	62.2	213	2	37	1	117.55
@Temple	11	19	0	57.9	187	2	31	3	175.31
NAVY	19	29	-	65.5	219	2	41	0	151.71
@Memphis	24	29	-	82.8	263	2	49	0	181.70
@SMU	7	15	1	46.7	195	2	77	0	208.53
UCF	17	26	0	65.4	152	0	32	2	114.49
S. Carolina	23	32	1	71.8	261	2	37	0	154.76

**#7 BRETT KEAN**

KEAN	COMP	ATT	INT	PCT	YDS	TD	LG	SACK	EFF
TOWSON	5	7	0	71.4	52	2	23	1	228.11
NIU	4	6	0	66.7	15	0	8	0	87.67
@Syracuse	2	4	0	50.0	32	0	28	0	117.20
@Cincinnati	6	7	0	85.7	32	0	10	0	124.11
@Temple	0	1	1	0.0	0	0	0	1	-200.0
NAVY	1	1	0	100.0	-2	0	0	0	83.20

**2016 GAME-BY-GAME RUSHING**

PLAYER	TOWSON	N. ILL	@SYR	FSU	@Cinc	ECU	UConn	@Temple	NAVY	@Mem	@SMU	UCF	USC
Quinton Flowers, QB	9-46-2	11-63-0	11-51-0	18-159-0	13-74-2	16-115-0	16-157-3	14-90-1	13-176-2	20-210-3	16-142-0	20-152-2	21-105-3
Marlon Mack, RB	9-58-1	DNP	9-115-2	12-42-1	20-118-2	18-152-2	16-107-1	13-67-1	11-125-1	15-69-1	18-129-1	20-155-2	13-50-0
D'Ernest Johnson, RB	6-33-0	16-87-0	2-19-0	8-82-3	9-20-1	7-36-0	8-28-0	3-16-0	19-107-2	9-48-0	7-11-1	6-29-1	11-27-0
Rodney Adams, WR	4-37-1	3-28-1	4-39-2	1-3-0	1-2-0	--	1-2-0	1-(-2)-0	-	3-86-1	-	2-15-0	3-26-0
Darius Tice, RB	6-32-0	19-120-1	3-13-0	2-4-0	DNP	DNP	DNP	DNP	DNP	DNP	DNP	DNP	-
Trevon Sands, RB	DNP	DNP	DNP	DNP	3-13-0	1-3-0	3-11-0	1-(-1)-0	-	-	-	-	-
Tyre McCants, WR	--	--	--	--	--	--	1-7-0	-	-	1-5-0	-	-	-
Deangelo Antoine, WR	1-7-0	1-5-0	--	--	--	DNP	--	-	-	DNP	-	-	-
Chris Barr, WR	DNP	--	3-8-0	DNP	--	--	--	-	-	-	-	-	-
Jordan Reed, WR	1-6-0	--	DNP	DNP	--	DNP	DNP	DNP	DNP	DNP	-	-	-
Zay Gunter, RB	1-5-0	DNP	DNP	DNP	DNP	DNP	DNP	DNP	DNP	DNP	-	-	-
Marquez Valdes-Scantling, WR	--	--	--	--	1-0-0	--	1-4-0	-	-	-	-	-	-
Brett Kean, QB	2-(-8)-0	--	--	DNP	--	DNP	--	1-(-5)-0	1-4-0	DNP	-	-	-

**2016 GAME-BY-GAME RECEIVING**

PLAYER	TOWSON	N. ILL	@SYR	FSU	@Cinc	ECU	UConn	@Temple	NAVY	@Mem	@SMU	UCF	USC
Rodney Adams, WR	2-20-0	5-66-1	4-67-1	1-84-1	6-66-0	7-113-1	7-43-0	2-43-0	7-54-0	8-115-1	2-6-0	9-78-0	7-67-0
Marquez Valdes-Scantling, WR	3-79-1	5-72-0	2-35-0	--	3-34-0	1-5-0	1-26-1	1-27-1	2-26-1	-	2-84-1	1-13-0	1-14-0
Tyre McCants, WR	--	2-46-0	2-32-0	--	1-21-0	2-12-0	3-17-0	2-53-1	3-27-0	3-46-1	3-105-2	-	4-25-0
D'Ernest Johnson, RB	1-23-1	4-33-1	2-37-0	2-13-0	--	5-53-2	3-8-0	1-4-0	1-14-0	1-10-0	-	2-3-0	6-95-1
Mitchell Wilcox, TE	1-21-1	--	--	1-52-0	--	2-52-0	2-38-1	1-14-0	1-23-0	2-33-0	-	1-32-0	1-13-0
Marlon Mack, RB	--	DNP	1-8-0	--	--	3-5-0	6-75-0	3-33-0	3-25-0	9-61-0	-	1-8-0	2-12-0
Ryeshene Bronson, WR	1-9-0	3-113-1	1-11-0	--	3-32-0	1-10-0	--	DNP	-	-	-	1-13-0	-
Elkanah Dillon, TE	1-27-0	--	2-25-0	--	2-44-0	DNP	DNP	-	1-41-1	-	-	-	2-35-1
Chris Barr, WR	DNP	3-39-1	--	DNP	--	--	--	1-13-0	1-9-0	1-(-2)-0	-	-	-
Darius Tice, RB	1-43-1	--	--	1-11-0	DNP	DNP	DNP	DNP	DNP	-	-	-	-
Deangelo Antoine, WR	2-10-0	1-2-0	--	--	4-18-0	DNP	--	-	1-(-2)-0	-	-	-	-
Stanley Clerveaux, WR	DNP	--	DNP	DNP	1-8-0	DNP	DNP	DNP	-	-	-	-	-
Darnell Salomon, WR	--	--	--	--	--	--	1-6-0	-	-	-	-	1-8-0	-
Jordan Reed, WR	--	1-3-0	DNP	DNP	1-0-0	DNP	DNP	DNP	DNP	-	-	-	-
Alex Mut, WR	1-(-2)-0	--	--	--	1-5-0	--	--	-	-	-	-	-	-
Tyler Pippens, RB	DNP	1-(-5)-0	DNP	DNP	DNP	DNP	DNP	DNP	DNP	-	-	-	-

# 2016 USF SEASON REVIEW

## GAME-BY-GAME TACKLES

	UA-A	TOT	TOWSON	NIU	SU	FS	CIN	ECU	UCONN	TEM	NAVY	MEM	SMU	UCF	USC
SANCHEZ, Auggie LB	67-53	120	5-2	8-5	5-8	4-3	2-6	3-3	8-4	6-0	4-6	5-1	6-8	5-4	6-3
HARRIS, Nigel LB	48-30	78	2-4	4-1	7-3	2-2	3-7	2-1	2-2	5-2	3-1	4-0	5-1	7-4	2-2
GODWIN, Nate	42-16	68	1-1	3-3	3-2	1-1	5-1	9-1	2-0	7-0	5-4	8-2	2-0	0-1	6-0
FULLWODD, Tajee	47-18	65	6-1	3-0	1-0	5-2	3-4	2-0	4-0	3-0	-	5-2	6-6	5-1	4-2
THOMAS, Jaymon	43-12	55	3-4	4-1	6-0	4-1	3-2	2-1	7-0	1-1	5-0	2-0	0-1	1-1	5-0
HOGGINS, Ronnie CB	39-14	53	0-2	2-1	9-3	3-1	5-3	-	DNP	DNP	3-1	7-0	2-1	3-2	5-0
MCGEE, Khalid	34-17	51	0-3	-	DNP	-	0-1	2-4	3-0	3-1	3-2	6-0	8-1	3-2	6-3
NICHOLS, Deatri CB	37-12	49	2-1	1-1	2-0	1-0	3-1	6-1	2-0	1-1	4-2	5-0	5-1	3-4	2-0
SENAT, Deadrin DT	34-15	49	3-1	1-0	6-4	2-4	1-2	5-0	2-2	4-0	3-1	4-0	-	1-0	2-1
AWOLEKE, Daniel DT	25-12	37	1-0	3-2	4-1	1-1	1-3	1-1	-	2-0	1-0	2-0	4-4	3-0	2-0
ABRAHAM, Devin	26-9	35	2-1	4-1	2-1	8-2	2-4	DNP	1-0	DNP	DNP	DNP	2-0	1-0	4-0
HECTOR, Bruce DT	20-13	33	2-0	1-0	-	3-2	-	3-1	1-3	2-1	2-4	1-0	1-1	-	4-1
WARD, Johnny CB	19-13	32	1-1	2-1	0-1	3-2	4-0	1-1	3-2	2-0	1-2	-	0-1	2-1	0-1
CHERRY, Cecil LB	19-11	30	0-2	4-0	4-2	1-2	0-1	3-0	-	1-0	1-0	2-1	3-3	-	-
LIVINGSTONE, K DE	17-13	30	0-1	0-2	1-4	0-2	3-2	2-0	1-0	3-0	1-0	-	2-1	2-1	2-0
BRONSON, Kevin DT	16-13	29	3-0	3-1	1-1	3-2	0-5	0-2	0-1	1-0	1-0	2-0	1-1	-	1-0
LOVE, Mike DE	20-7	27	2-1	0-1	DNP	4-0	1-1	4-1	2-1	1-0	1-0	-	4-1	0-1	1-0
THOMAS, Danny LB	18-5	23	2-0	2-0	4-1	1-1	DNP	0-1	-	4-0	1-1	-	4-1	-	-
JACKSON, Vincen DE	12-11	23	1-1	0-3	2-3	2-1	-	1-1	3-0	-	-	2-0	1-1	0-1	-
BROWN, Juvuan DE	7-10	17	0-1	2-0	1-3	0-1	-	1-0	-	1-0	2-1	0-1	-	0-1	0-2
CHILDS, Hassan CB	15-1	16	DNP	-	-	DNP	DNP	5-0	1-0	4-0	5-0	DNP	0-1	-	-
SAWTELLE, Nico LB	11-5	16	2-2	1-0	-	1-1	1-2	1-0	1-0	2-0	2-0	DNP	DNP	-	-
WILKINS, Mazzi CB	6-4	10	DNP	-	1-0	1-2	-	0-1	3-0	1-0	-	-	-	-	0-1
FERGUSON, Nate	6-3	9	1-0	0-1	3-0	DNP	DNP	0-1	1-0	1-1	DNP	DNP	DNP	-	DNP
HUDSON, Austin	3-5	8	0-2	-	2-2	1-1	DNP	-	-	-	-	-	-	-	DNP
JOHNSON, D'Erne	6-1	7	1-0	2-0	1-0	1-0	-	-	-	-	1-0	-	-	0-1	-
BLACK, Josh DE	5-2	7	1-0	-	3-1	DNP	-	DNP	-	-	DNP	DNP	DNP	1-1	DNP
REAVES, Greg DE	4-3	7	DNP	DNP	DNP	-	DNP	0-1	DNP	1-0	1-0	0-2	1-0	1-0	-
SPENCER, Jalen CB	3-4	7	1-0	-	-	1-0	-	1-0	-	-	-	-	0-1	0-1	0-2
SANDS, Trevon	3-3	6	DNP	DNP	DNP	DNP	1-0	0-1	-	1-0	-	0-1	0-1	1-0	-
DIXON, Malik	3-3	6	3-3	DNP	DNP	DNP	DNP	DNP	DNP	DNP	DNP	DNP	DNP	DNP	DNP
GERGLEY, Camero CB	5-1	6	2-1	DNP	DNP	DNP	DNP	DNP	DNP	DNP	DNP	DNP	DNP	3-0	-
JACKSON, LaDar DE	1-2	3	1-0	-	-	0-2	-	DNP	-	DNP	DNP	DNP	DNP	-	DNP
GONZALEZ, M. DT	1-1	2	1-0	-	-	DNP	DNP	DNP	-	DNP	0-1	DNP	-	-	DNP
NADELMAN, Emili	2-0	2	-	-	-	-	1-0	-	-	-	-	DNP	DNP	1-0	DNP
BRONSON, Ryshen	2-0	2	-	-	1-0	1-0	-	-	-	DNP	-	-	-	-	DNP
SMITH, Shannon DB	1-0	1	DNP	-	DNP	DNP	DNP	DNP	DNP	1-0	DNP	DNP	DNP	DNP	-
ADAMS, Rodney	1-0	1	1-0	-	-	-	-	-	-	-	-	-	-	-	-
HALL, Jeremi	1-0	1	-	-	-	-	-	-	-	-	-	-	1-0	-	-
ROBBINS, Lamar CB	0-1	1	0-1	-	DNP	DNP	DNP	DNP	DNP	DNP	DNP	DNP	DNP	DNP	DNP
MCCANTS, Tyre	1-0	1	-	-	-	-	-	-	-	1-0	-	-	-	-	-
SALVATO, Alex	1-0	1	DNP	-	-	-	-	-	-	-	-	-	-	1-0	-
CLERVEAUX, Stan	1-0	1	DNP	-	DNP	DNP	-	DNP	DNP	DNP	1-0	DNP	DNP	DNP	DNP

## GAME-BY-GAME SACKS

	UA-A	TOT	TOWSON	NIU	SU	FS	CIN	ECU	UCONN	TEM	NAVY	MEM	SMU	UCF	USC
HECTOR, Bruce DT	5-2	6.0	-	-	-	1.0-5	-	1.5-3	-	-	-	-	1.5-13	-	2.0-10
SANCHEZ, Auggie LB	6-0	6.0	-	1.0-4	1.0-8	1.0-5	-	-	3.0-16	-	-	-	-	-	-
LOVE, Mike DE	2-2	3.0	-	-	DNP	1.0-7	-	0.5-0	-	-	-	-	0.5-3	-	1.0-7
BROWN, Juvuan DE	2-1	2.5	-	-	-	-	-	1.0-1	-	1.0-7	-	-	-	0.5-1	-
AWOLEKE, Daniel DT	2-0	2.0	-	-	-	-	1.0-7	-	-	-	-	-	-	1.0-6	-
LIVINGSTONE, K DE	2-0	2.0	-	-	-	-	1.0-8	-	-	-	-	-	-	1.0-14	-
HARRIS, Nigel LB	2-0	2.0	1.0-9	-	-	-	-	-	1.0-6	-	-	-	-	-	-
THOMAS, Jaymon	2-0	2.0	-	-	-	-	-	-	1.0-7	-	-	-	-	-	1.0-10
BLACK, Josh DE	1-1	1.5	1.0-4	-	-	DNP	-	DNP	-	-	DNP	DNP	DNP	0.5-1	-
FULLWODD, Tajee	1-0	1.0	-	-	-	-	-	-	1.0-4	-	-	-	-	-	-
SENAT, Deadrin DT	1-0	1.0	-	-	-	-	-	-	-	1.0-7	-	-	-	-	-
BRONSON, Kevin DT	1-0	1.0	-	1.0-8	-	-	-	-	-	-	-	-	-	-	-
DIXON, Malik	1-0	1.0	1.0-10	DNP	DNP	DNP	DNP	DNP	DNP	DNP	DNP	DNP	DNP	DNP	DNP
MCGEE, Khalid	1-0	1.0	-	-	-	-	-	-	-	-	-	-	-	-	1.0-8

## GAME-BY-GAME TFL

	UA-A	TOT	TOWSON	NIU	SU	FS	CIN	ECU	UCONN	TEM	NAVY	MEM	SMU	UCF	USC
HARRIS, Nigel LB	8-3	9.5	1.5-11	2.0-3	1.0-5	-	-	-	1.5-7	1.0-8	1.0-2	-	-	1.5-3	-
SANCHEZ, Auggie LB	8-1	8.5	-	1.0-4	1.0-8	2.0-7	1.0-1	-	3.5-16	-	-	-	-	-	-
HECTOR, Bruce DT	7-2	8.0	-	-	-	2.0-6	-	1.5-3	-	-	-	-	1.5-13	-	3.0-11
LOVE, Mike DE	6-2	7.0	-	-	DNP	2.0-11	-	1.5-3	-	-	-	-	2.5-7	-	1.0-7
SENAT, Deadrin DT	7-0	7.0	1.0-1	-	1.0-1	-	1.0-2	-	1.0-2	1.0-7	-	1.0-1	-	-	1.0-1
BRONSON, Kevin DT	5-2	6.0	1.0-1	2.0-9	-	-	0.5-1	0.5-0	-	-	-	1.0-5	-	-	1.0-3
LIVINGSTONE, K DE	5-1	5.5	0.5-2	-	-	-	2.0-9	-	-	1.0-2	-	-	-	2.0-18	-
THOMAS, Jaymon	5-0	5.0	1.0-4	-	-	-	-	-	2.0-12	-	-	-	-	-	2.0-11
MCGEE, Khalid	4-0	4.0	-	-	DNP	-	-	-	-	-	-	-	2.0-9	1.0-1	1.0-8
BROWN, Juvuan DE	3-2	4.0	-	1.0-1	-	-	-	1.0-1	-	1.0-7	-	-	-	0.5-1	0.5-0
FULLWODD, Tajee	2-2	3.0	-	-	-	-	0.5-1	-	1.0-4	-	-	-	1.0-1	-	0.5-1
AWOLEKE, Daniel DT	3-0	3.0	-	1.0-1	-	-	1.0-7	-	-	-	-	-	-	1.0-6	-
NICHOLS, Deatri CB	1-2	2.0	-	-	-	-	-	1.5-4	-	-	-	-	-	0.5-1	-
BLACK, Josh DE	1-1	1.5	1.0-4	-	-	DNP	-	DNP	-	-	DNP	DNP	DNP	0.5-1	DNP
DIXON, Malik	1-0	1.0	1.0-10	DNP	DNP	DNP	DNP	DNP	DNP	DNP	DNP	DNP	DNP	DNP	DNP
GODWIN, Nate	1-0	1.0	-	-	-	-	-	1.0-1	-	-	-	-	-	-	-
WARD, Johnny CB	1-0	1.0	-	-	-	-	1.0-4	-	-	-	-	-	-	-	-
THOMAS, Danny LB	1-0	1.0	-	1.0-1	-	-	DNP	-	-	-	-	-	-	-	-
HOGGINS, Ronnie CB	1-0	1.0	-	-	-	1.0-2	-	-	DNP	DNP	-	-	-	-	-



## 2016 FINAL NCAA/CONFERENCE RANKINGS - TEAM

Statistic	National Rank		Conference Rank		Value		National Leader		Conference Leader		Value	
3rd Down Conversion Pct (128 ranked)	28	4	0.444	Navy	0.545	Navy	0.545					
3rd Down Conversion Pct Defense (128 ranked)	63	7	0.392	Michigan	0.210	UCF	0.290					
4th Down Conversion Pct (128 ranked)	1	1	0.895	South Fla.	0.895	South Fla.	0.895					
4th Down Conversion Pct Defense (128 ranked)	70	6	0.529	Alabama	0.190	Tulane	0.333					
Blocked Kicks (72 ranked)				Texas St.	8	Temple	5					
Blocked Kicks Allowed (128 ranked)	84	6	3	28 teams tied	0	Memphis SMU	0					
Blocked Punts (23 ranked)				Michigan	4	Temple	3					
Blocked Punts Allowed (128 ranked)	71	6	1	70 teams tied	0	5 teams tied	0					
Completion Percentage (128 ranked)	19	4	0.628	Oklahoma	0.706	Houston	0.673					
Defensive TDs (39 ranked)	19	5	3	Alabama	11	Houston UCF	5					
Fewest Penalties (128 ranked)	84	11	83	Navy	39	Navy	39					
Fewest Penalties Per Game (128 ranked)	78	10	6.38	Navy	2.79	Navy	2.79					
Fewest Penalty Yards (128 ranked)	92	11	763	UConn	339	UConn	339					
Fewest Penalty Yards Per Game (128 ranked)	88	11	58.69	Navy	24.36	Navy	24.36					
First Downs Defense (128 ranked)	125	12	326	Michigan Alabama	186	Houston	213					
First Downs Offense (128 ranked)	29	4	300	Tulsa	373	Tulsa	373					
Fumbles Lost (128 ranked)	69	5	9	Nevada Iowa	2	Temple	6					
Fumbles Recovered (128 ranked)	23	4	11	Minnesota	16	Tulane	15					
Kickoff Return Defense (128 ranked)	93	9	22.21	Bowling Green	15.05	Memphis	16.04					
Kickoff Returns (128 ranked)	99	9	19.04	San Diego St.	28.11	Memphis	26.57					
Net Punting (128 ranked)	67	7	37.38	Utah	44.63	Memphis	41.10					
Passes Had Intercepted (127 ranked)	21	2	8	Oklahoma St. Western Mich. Georgia Tech	4	Navy	7					
Passes Intercepted (128 ranked)	22	4	15	San Diego St.	26	SMU	18					
Passing Offense (128 ranked)	70	8	226.2	Texas Tech	463.0	East Carolina	334.7					
Passing Yards Allowed (128 ranked)	122	12	285.5	Michigan	142.5	Temple	152.1					
Passing Yards per Completion (128 ranked)	43	3	13.07	Air Force	25.76	Navy	19.29					
Punt Return Defense (128 ranked)	85	5	9.25	North Carolina	0.22	Tulane	2.07					
Punt Returns (128 ranked)	30	2	9.92	Texas A&M	25.36	Temple	10.56					
Red Zone Defense (128 ranked)	68	7	0.850	Vanderbilt	0.653	UCF	0.707					
Red Zone Offense (128 ranked)	47	4	0.860	Florida St.	0.965	UCF	0.914					
Rushing Defense (128 ranked)	84	9	196.5	Alabama	62.0	Houston	100.2					
Rushing Offense (128 ranked)	5	2	285.3	New Mexico	350.0	Navy	310.1					
Sacks Allowed (128 ranked)	15	1	1.15	Troy	0.62	South Fla.	1.15					
Scoring Defense (128 ranked)	92	10	31.6	Alabama								
Scoring Offense (128 ranked)	4	1	43.8	Western Ky.	11.4	Temple	18.4					
Tackles for Loss Allowed (128 ranked)	51	4	5.46	Missouri	2.92	Navy	4.21					
Team Passing Efficiency (128 ranked)	20	3	151.35	Oklahoma	193.79	Navy	164.17					
Team Passing Efficiency Defense (128 ranked)	60	9	129.02	Florida	92.87	UCF	107.65					
Team Sacks (128 ranked)	40	7	2.38	Florida St.	3.92	Houston	3.00					
Team Tackles for Loss (128 ranked)	52	6	6.1	Arkansas St.	9.6	UCF	7.9					
Time of Possession (128 ranked)	114	11	26:48	Wisconsin	34:58	Temple	33:32					
Total Defense (128 ranked)	120	12	482.0	Alabama	244.0	Temple	282.5					
Total Offense (128 ranked)	11	2	511.5	Texas Tech	564.5	Tulsa	527.0					
Turnover Margin (128 ranked)	14	2	0.69	Western Mich. Washington	1.29	Tulane	0.75					
Turnovers Gained (128 ranked)	18	3	26	Washington	33	Memphis	29					
Turnovers Lost (128 ranked)	35	2	17	Western Mich.	8	Navy	16					
Winning Percentage (128 ranked)	5	1	0.846	Alabama	1.000	South Fla.	0.846					

## 2016 FINAL NCAA/CONFERENCE RANKINGS - INDIVIDUAL

Statistic	Player	National Rank	Conference Rank	Value	National Leader	Value	Conference Leader	Value
All Purpose (199 ranked)	Rodney Adams Marlon Mack Quinton Flowers D'Ernest Johnson	49 60 61 118	6 10 11 15	122.08 117.83 117.46 98.46	Christian McCaffrey, Stanford	211.55	Zay Jones, East Carolina	147.50
Blocked Kicks (5 ranked)					Trey Hendrickson, Fla. Atlantic Vincent Taylor, Oklahoma St.	4 4	4 players tied	2
Combined Kick Returns (200 ranked)	Rodney Adams D'Ernest Johnson	49 78	3 10	534 444	Quadree Henderson, Pittsburgh	1,166	Tony Pollard, Memphis	1,077
Completion Percentage (109 ranked)	Quinton Flowers	30	4	0.625	Baker Mayfield, Oklahoma	0.709	Greg Ward Jr., Houston	0.680
Completions Per Game (100 ranked)	Quinton Flowers	72	9	15.92	Luke Falk, Washington St.	34.08	Greg Ward Jr., Houston	26.58
Field Goal Percentage (108 ranked)					Gary Wunderlich, Ole Miss	0.957	Jake Elliott, Memphis Redford Jones, Tulsa	0.808 0.808
Field Goals Per Game (130 ranked)	Emilio Nadelman	106	10	0.70	Daniel Carlson, Auburn	2.15	Jake Elliott, Memphis Redford Jones, Tulsa	1.62 1.62
Forced Fumbles (26 ranked)					Harold Landry, Boston College	0.54	Jordan Wyatt, SMU	0.33
Fumbles Recovered (29 ranked)	Khalid McGee Jaymon Thomas	29 29	2 2	2 2	Keishawn Bierria, Washington	5	Sean Williams, Navy	3
Interceptions Per Game (149 ranked)	Deatrick Nichols	45	9	0.3	Rasul Douglas, West Virginia Tarvarus McFadden, Florida St.	0.6 0.6	Horace Richardson, SMU Mike Tyson, Cincinnati	0.5 0.5
Kickoff Return TDs (8 ranked)					Quadree Henderson, Pittsburgh	3	Tony Pollard, Memphis	2
Kickoff Returns (113 ranked)	Rodney Adams	33	5	24.3	Kylen Towner, Western Ky.	40.3	Tony Pollard, Memphis	28.1
Passes Defended (29 ranked)					Tedric Thompson, Colorado Ahkello Witherspoon, Colorado	1.6 1.6	Shaquill Griffin, UCF	1.5
Passing Efficiency (109 ranked)	Quinton Flowers	16	1	153.6	Baker Mayfield, Oklahoma	196.4	Quinton Flowers, South Fla.	153.6
Passing TDs (159 ranked)	Quinton Flowers	30	3	24	Logan Woodside, Toledo	45	Dane Evans, Tulsa Riley Ferguson, Memphis	32 32
Passing Yards (130 ranked)	Quinton Flowers	45	6	2,812	Patrick Mahomes, Texas Tech	5,052	Riley Ferguson, Memphis	3,698
Passing Yards Per Game (130 ranked)	Quinton Flowers	59	8	216.3	Patrick Mahomes, Texas Tech	421.0	Greg Ward Jr., Houston	296.4
Passing Yards per Completion (109 ranked)	Quinton Flowers	24	2	13.58	Trace McSorley, Penn St.	16.13	Phillip Walker, Temple	14.33
Points Responsible For (200 ranked)	Quinton Flowers Marlon Mack D'Ernest Johnson	9 171 200	1 15 20	252 90 84	Patrick Mahomes, Texas Tech	318	Quinton Flowers, South Fla.	252
Points Responsible For Per Game (196 ranked)	Quinton Flowers Marlon Mack Emilio Nadelman	9 167 180	1 15 17	19.4 7.5 7.3	Patrick Mahomes, Texas Tech	26.5	Quinton Flowers, South Fla.	19.4
Punt Return TDs (7 ranked)	D'Ernest Johnson	7	1	1	Christian Kirk, Texas A&M	3	Justin McDonald, UCF D'Ernest Johnson, South Fla.	1 1
Punt Returns (64 ranked)	D'Ernest Johnson	8	1	11.8	Brisly Estime, Syracuse	17.7	D'Ernest Johnson, South Fla.	11.8
Punting (115 ranked)	Jonathan Hernandez	65	5	41.2	Johnny Townsend, Florida	47.9	Worth Gregory, East Carolina	42.3
Receiving TDs (183 ranked)	Rodney Adams D'Ernest Johnson Marquez Valdes-Scantling Tyre McCants	124 124 124 183	11 11 11 18	5 5 5 4	Corey Davis, Western Mich. Carlos Henderson, Louisiana Tech	19 19	Keevan Lucas, Tulsa	15
Receiving Yards (200 ranked)	Rodney Adams	75	11	822	Trent Taylor, Louisiana Tech	1,803	Zay Jones, East Carolina	1,746
Receiving Yards Per Game (200 ranked)	Rodney Adams	90	12	63.2	Zay Jones, East Carolina	145.5	Zay Jones, East Carolina	145.5
Receptions Per Game (198 ranked)	Rodney Adams	59	8	5.2	Zay Jones, East Carolina	13.2	Zay Jones, East Carolina	13.2
Rush Yards Per Carry (180 ranked)	Quinton Flowers Marlon Mack	4 13	1 2	7.73 6.82	Teriyon Gipson, New Mexico	8.75	Quinton Flowers, South Fla.	7.73
Rushing TDs (200 ranked)	Quinton Flowers Marlon Mack D'Ernest Johnson Rodney Adams	7 21 103 200	2 4 10 21	18 15 8 5	Anthony Wales, Western Ky.	27	Will Worth, Navy	25
Rushing Yards (200 ranked)	Quinton Flowers Marlon Mack D'Ernest Johnson	12 37 194	2 5 18	1,530 1,187 543	Donnel Pumphrey, San Diego St.	2,133	James Flanders, Tulsa	1,629
Rushing Yards Per Game (200 ranked)	Quinton Flowers Marlon Mack	15 33	3 5	117.7 98.9	D'Onta Foreman, Texas	184.4	James Flanders, Tulsa	125.3
Sacks (70 ranked)					Harold Landry, Boston College	1.27	Shaquem Griffin, UCF	0.88
Scoring (200 ranked)	Quinton Flowers Marlon Mack Emilio Nadelman D'Ernest Johnson	43 68 81 125	5 8 10 15	8.3 7.5 7.3 6.5	Anthony Wales, Western Ky.	13.4	Will Worth, Navy	12.5
Solo Tackles (47 ranked)	Auggie Sanchez	36	4	5.2	Nate Holley, Kent St.	8.9	Obi Melfonwu, UConn	6.1
Tackles For Loss (31 ranked)					Tegray Scales, Indiana	1.8	Ed Oliver, Houston	1.7
Total Interceptions (69 ranked)	Deatrick Nichols	31	5	4	Rasul Douglas, West Virginia Tarvarus McFadden, Florida St.	8 8	Horace Richardson, SMU	6
Total Offense (200 ranked)	Quinton Flowers Marlon Mack	10 150	2 14	334.0 98.9	Patrick Mahomes, Texas Tech	442.7	Greg Ward Jr., Houston	339.6
Total Points Scored (149 ranked)	Quinton Flowers Marlon Mack D'Ernest Johnson	37 80 105	5 8 14	108 90 84	Anthony Wales, Western Ky.	174	Will Worth, Navy	150
Total Tackles (149 ranked)	Auggie Sanchez	36	3	9.0	Rodney Butler, New Mexico St.	13.8	Eric Wilson, Cincinnati	10.8
Total Touchdowns (144 ranked)	Quinton Flowers Marlon Mack D'Ernest Johnson Rodney Adams	16 34 47 106	3 5 8 10	18 15 14 10	Anthony Wales, Western Ky.	29	Will Worth, Navy	25
Yards per Pass Attempt (109 ranked)	Quinton Flowers	17	1	8.50	Baker Mayfield, Oklahoma	11.08	Quinton Flowers, South Fla.	8.50
Yards per Reception (200 ranked)					Jalen Robinette, Air Force	27.40	Jimmy Williams, East Carolina	18.18



**SCORING BY QUARTERS**

	1	2	3	4	F
TOWSON	3	7	7	3	20
USF	14	14	21	7	56

Attendance: 35,976 Time: 3:35

**1st Quarter**

**USF** - Tice 43-yd pass from Flowers (Nadelman kick), 13:21  
6 plays, 75 yards (1:39)  
USF 7- Towson 0

**Towson** - O'Neill 29-yd field goal, 6:24  
10 plays, 29 yards (4:27)  
USF 7- Towson 7

**USF** - Mack 7-yd run (Nadelman kick), 5:55, 2 plays, 35 yards (0:29)  
USF 14 - Towson 7

**2nd Quarter**

**Towson** - Victor 1-yd run (O'Neill kick), 13:42, 2 plays, 57 yards (0:40)  
USF 14 - Towson 10

**USF** - Valdes-Scantling 51-yd pass from Flowers (Nadelman kick), 6:56  
1 play, 51 yards (0:06)  
USF 21 - Towson 10

**USF** - Flowers 5-yd run (Nadelman kick), 1:49, 1 play, 5 yards (0:08)  
USF 28 - Towson 10

**3rd Quarter**

**USF** - Adams 4-yd run (Nadelman kick), 10:04, 11 plays, 79 yards (3:22)  
USF 35 - Towson 10

**Towson** - Victor 8-yd run (O'Neill kick), 7:21, 6 plays, 39 yards (2:43)  
USF 35 - Towson 17

**USF** - Flowers 7-yd run (Nadelman kick), 5:32, 4 plays, 66 yards (1:49)  
USF 42 - Towson 17

**USF** - Johnson 23-yd pass from Kean (Nadelman kick), 1:40  
1 play, 36 yards (0:05)  
USF 49 - Towson 17

**4th Quarter**

**Towson** - O'Neill 33-yd field goal, 11:24  
18 plays, 61 yards (5:16)  
USF 49 - Towson 20

**USF** - Wilcox 21-yd pass from Kean (Nadelman kick), 5:28  
8 plays, 66 yards (2:36)  
USF 56 - Towson 20

Team Statistics	Towson	USF
FIRST DOWNS	20	22
NET YARDS RUSHING	49-127	41-214
NET YARDS PASSING	165	230
Completions-Attempts-Int	16-41-1	13-25-1
TOTAL OFFENSE YARDS	292	444
PUNTS-YARDS	7-346	4-154
Punt returns: No-Yards-TD	0-0-0	5-38-0
Kickoff returns: No-Yds-TD	9-240-0	3-69-0
Interceptions: Nor-Yds-TD	1-1-0	1-49-0
Penalties: Number-Yards	5-62	4-42
Fumbles: Number-Lost	3-3	2-1
Sacks By: Number-Yards	2-17	3-23
3rd-Down Conversions	6 of 22	6 of 12
4th-Down Conversions	5 of 6	0 of 0
Possession Time	37:40	22:20

**GAME 1: USF 56, TOWSON 20**

RAYMOND JAMES STADIUM • TAMPA, FLA.

SEPT. 3, 2016 • 7 PM • ESPN3

USF 1-0 • TOWSON 0-1

- USF matched the program's FBS record for points in a season opener in a 56-20 win over Towson Saturday night before a crowd of 35,976 at Raymond James Stadium.
- Quarterback Quinton Flowers (Miami) accounted for four touchdowns (two rushing, two passing) and back-up Brett Kean (Lakewood, Ohio) threw two more touchdown passes in the second half.
- USF's Gulf Coast Offense finished with 444 yards and matched the 56-point total produced by the 2008 team in its opener vs. UT-Martin.
- USF logged six scoring drives that lasted less than two minutes and its longest scoring drive among the eight on the night took only 3 minutes, 22 seconds.
- USF needed just 10 plays and 2 minutes, 22 seconds to score four touchdowns in the opening half. Darius Tice put the Bulls ahead with a 43-yard touchdown catch less than three minutes in.
- Marlon Mack left the game with 10:41 to play in the first half after an injury and did not return. He led USF with 58 yards rushing on nine carries, ending a streak of five-straight 100-yard games.
- USF forced four turnovers in the debut of new defensive coordinator Raymond Woodie. Senior linebacker Nigel Harris finished with six tackles, a sack, 1.5 tackles for loss and returned his second-career interception 49 yards a play before USF took a 28-10 lead.
- USF scored 21 points off turnovers while Tajee Fullwood, Auggie Sanchez and Jaymon Thomas tied for the team lead with seven tackles apiece.
- Seven Bulls scored a touchdown, led by QB Quinton Flowers who ran for two and passed for two in his second season-opener as the USF starter.
- The USF defense gave up just one play over 20 yards and held Towson to 292 yards of offense and 7 punts.
- Freshman QB Brett Kean made his debut and threw a 23-yard TD pass on his first play. He later connected on a 21-yard TD pass to fellow freshman TE Mitchell Wilcox.

**Quotable:**

"We've got a lot of weapons, so we've got to find ways to use them all. That's the beauty of if someone goes down, you don't have to panic knowing that you have other guys that you can go to. That's a blessing to have here and something we hadn't had in a while."  
- Willie Taggart on the Gulf Coast Offense.

**TOWSON**

Rushing	Att	Yds	TD	Lg
D. Victor	23	70	2	10
D. Wethington	5	31	0	12
E. Holder	1	10	0	10
G. Boyce	3	9	0	5
M. Mahalak	10	8	0	12
S. Simpson	5	2	0	1
E. Knudson	2	-3	0	4
Totals	49	127	2	12

Passing	Att	Cmp	Yds	TD	Int	Lg
M. Mahalak	36	16	165	0	1	56
E. Knudson	5	0	0	0	0	0
Totals	41	16	165	0	1	56

Receiving	No	Yds	TD	Lg
A. Dessenberg	5	59	0	18
C. Summers	3	65	0	56
E. Holder	2	16	0	12
S. Gallahan	2	12	0	7
R. Harris	2	1	0	1
T. Vallely	1	7	0	7
D. Victor	1	5	0	5
Totals	16	165	9	56

Punting	No	Yds	Avg	Lg
J. Ryder	7	346	49.4	68
Totals	7	346	49.4	68

Punt Returns	No	Yds	Lg
Totals	0	0	0

Kickoff Returns	No	Yds	Lg
S. Simpson	8	229	61
A. Dessenberg	1	11	11
Totals	9	240	61

**Defensive Leaders**

**Unassisted Tackles:** 10 - D. Wallace  
**Assisted Tackles:** 4 - D. Wallace, C. Tedder  
**Total Tackles:** 14 - D. Wallace  
**Sacks:** 1.0 - D. Wallace, E. Handy

**USF**

Rushing	Att	Yds	TD	Lg
Marlon Mack	9	58	1	19
Quinton Flowers	9	46	2	12
Rodney Adams	4	37	1	17
D'Ernest Johnson	6	33	0	8
Darius Tice	6	32	0	18
Deangelo Antoine	1	7	0	7
Jordan Reed	1	6	0	6
Zaybreion Gunter	1	5	0	5
TEAM	2	-2	0	0
Totals	41	214	4	19

Passing	Att	Cmp	Yds	TD	Int	Lg
Quinton Flowers	8	178	2	1	51	
Brett Kean	7	5	52	2	0	23
Totals	25	13	230	4	1	51

Receiving	No	Yds	TD	Lg
Marquez Valdes-Scantling	3	79	1	51
Rodney Adams	2	20	0	15
Deangelo Antoine	2	10	0	7
Darius Tice	1	43	1	43
Elkanah Dillon	1	27	0	27
D'Ernest Johnson	1	23	1	23
Mitchell Wilcox	1	21	1	21
Ryeshene Bronson	1	9	0	9
Alex Mut	1	-2	0	0
Totals	12	230	4	51

Punting	No	Yds	Avg	Lg
Jonathan Hernandez	4	154	38.5	42
Totals	4	154	38.5	42

Punt Returns	No	Yds	Lg
D'Ernest Johnson	3	21	11
Tajee Fullwood	2	17	14
Totals	5	38	14

Kickoff Returns	No	Yds	Lg
Rodney Adams	1	52	52
Tyre McCants	1	17	17
TEAM	1	0	0
Totals	3	69	52

**Defensive Leaders**

**Unassisted Tackles:** 6 - Tajee Fullwood  
**Assisted Tackles:** 4 - Jaymon Thomas, Nigel Harris  
**Total Tackles:** 7 - Tajee Fullwood, Auggie Sanchez, Jaymon Thomas  
**Sacks:** 1.0 - Malik Dixon, Nigel Harris, Eric Mayes

**SCORING BY QUARTERS**

	1	2	3	4	F
NIU	0	7	0	10	17
USF	14	13	14	7	48

Attendance: 36,557 Time: 3:35

**1st Quarter**

**USF** - Adams 11-yd run (Nadelman kick), 6:39, 10 plays, 80 yards (3:16)  
USF 7 - NIU 0

**USF** - Bronson 73-yd pass from Flowers (Nadelman kick), 3:25, 3 plays, 84 yards (1:15)  
USF 14 - NIU 0

**2nd Quarter**

**USF** - Nadelman 31-yd field goal, 14:05  
8 plays, 59 yards (2:28)  
USF 17 - NIU 0

**USF** - Adams 26-yd pass from Flowers (Nadelman kick), 11:07  
5 plays, 74 yards (2:06)  
USF 24 - NIU 0

**USF** - Nadelman 34-yd field goal, 5:17  
8 plays, 39 yards (3:02)  
USF 27 - NIU 0

**NIU** - A. Turner 4-yd run (Hagan kick), 1:36, 9 plays, 75 yards (3:41)  
USF 27 - NIU 7

**3rd Quarter**

**USF** - Johnson 13-yd pass from Flowers (Nadelman kick), 8:05  
7 plays, 79 yards (1:56)  
USF 34 - NIU 7

**USF** - Barr 6-yd pass from Flowers (Nadelman kick), 4:27  
8 plays, 41 yards (2:31)  
USF 41 - NIU 7

**4th Quarter**

**USF** - Tice 11-yd run (Nadelman kick), 13:31, 11 plays, 92 yards (3:56)  
USF 48 - NIU 7

**NIU** - A. Turner 11-yd pass from R. Graham (Hagan kick), 10:09  
8 plays, 75 yards (3:22)  
USF 48 - NIU 14

**NIU** - C. Hagan 22-yd field goal, 2:34  
6 plays, 20 yards (1:35)  
USF 48 - NIU 17

Team Statistics	NIU	USF
FIRST DOWNS	19	34
NET YARDS RUSHING	41-157	50-293
NET YARDS PASSING	161	365
Completions-Attempts-Int	22-35-0	25-39-0
TOTAL OFFENSE YARDS	318	658
PUNTS-YARDS	11-427	5-221
Punt returns: No-Yards-TD	1-11-0	3-7-0
Kickoff returns: No-Yds-TD	5-92-0	2-58-0
Interceptions: No-Yds-TD	0-0-0	0-0-0
Penalties: No-Yards	4-50	8-77
Fumbles: No-Lost	1-0	1-1
Sacks By: No-Yards	0-0	2-12
3rd-Down Conversions	5 of 18	11 of 17
4th-Down Conversions	1 of 1	0 of 0
Possession Time	28:52	31:08

**GAME 2: USF 48, NIU 17**

RAYMOND JAMES STADIUM • TAMPA, FLA.

SEPT. 10, 2016 • 7 P.M. • CBS SPORTS NETWORK

USF 2-0 • NIU 0-2

- The Bulls' high-powered Gulf Coast Offense racked up 658 total yards, the second-highest total in school history, with several players finishing with career-high numbers.
- For the ninth time, USF has begun 2-0. Six of those seasons finished with a winning record — 1998 (8-3), 2002 (9-2), 2006 (9-4), 2007 (9-4), 2008 (8-5) and 2009 (8-5). Only the inaugural 1997 campaign (5-6), 2011 (5-7) and 2012 (3-9) produced losing seasons after a 2-0 start.
- USF had five touchdown drives of 74 yards or greater, including a season-high 92-yarder. USF is averaging 545.2 yards and 48.7 points over its last six games, dating to 2015.
- USF is 2-0 for the first time since 2012, the ninth time overall, and has set a new program record with 104 points through the first two games of the season.
- Quarterback Quinton Flowers (Miami) reached a new career milestone with 350 passing yards and matched his top total of four touchdown passes after completing 21 of 33 pass attempts with no interceptions.
- Flowers' 403 total yards were good for eighth place in USF's single-game history books. Flowers also rushed for 53 yards and moved into 10th place on USF's career rushing list with 1,285 yards.
- With Marlon Mack out with an injury, Darius Tice (Miami) rushed for a career high of 120 yards and a touchdown on 19 carries. USF rushed for 293 yards and was a perfect 6-for-6 inside the red zone.
- D'Ernest Johnson (Immokalee) also rushed for a career-high 87 yards on 16 carries and his 13-yard touchdown catch helped spot USF a 34-7 lead midway through the third quarter.
- Rodney Adams has scored at least one touchdown in nine of USF's last 11 games. In that 11-game span, he has 12 total touchdowns (nine receiving, two rushing, one kickoff return).
- Ryeshene Bronson (Fort Myers) hauled in a 73-yard touchdown pass in the first quarter and finished with a career-high 113 yards on three receptions.
- USF's swarming 4-2-5 defense limited NIU (0-2) to 5-for-18 on third-down conversions and kept the Huskies scoreless until 1:36 was remaining in the first half.
- Linebacker Auggie Sanchez (St. Petersburg) led the way with 13 total tackles, one off his career high, and a sack.

**Quotable:**

"It's fun to see so many guys get involved in that game and contribute to that win. Out of all that, there is still room for improvement. We still can be better than what we showed tonight. I'm really proud of our guys, how they went out and executed in all phases of the game." — **Head coach Willie Taggart.**

**NIU**

Rushing	Att	Yds	TD	Lg
Joel Bouagnon	14	72	0	28
Jordan Huff	13	54	0	16
Ryan Graham	5	21	0	12
Aregero Turner	3	18	1	9
Kenny Golladay	1	5	0	5
Drew Hare	5	-13	0	1
Totals	41	157	1	28

Passing	Att	Cmp	Yds	TD	Int	Lg
Drew Hare	20	13	96	0	0	22
Ryan Graham	15	9	65	1	0	18
Totals	35	22	161	1	0	22

Receiving	No	Yds	TD	Lg
C. Blake	6	53	0	18
Aregero Turner	6	39	1	11
Kenny Golladay	4	43	0	22
Jordan Huff	4	19	0	8
Shane Wimann	1	4	0	4
Joel Bouagnon	1	3	0	3
Totals	22	161	1	22

Punting	No	Yds	Avg	Lg
Jake Ambrose	11	427	38.8	51
Totals	11	427	38.8	51

Punt Returns	No	Yds	Lg
Shawun Lurry	1	11	11
Totals	1	11	11

Kickoff Returns	No	Yds	Lg
Aregero Turner	5	92	34
Totals	5	92	34

**Defensive Leaders**

**Unassisted Tackles:** 7 - Bobby Jones  
**Assisted Tackles:** 2 - T. Foster, M. Olootu  
**Total Tackles:** 8 - Bobby Jones  
**Sacks:** 0

**USF**

Rushing	Att	Yds	TD	Lg
Darius Tice	19	120	1	21
D'Ernest Johnson	16	87	0	14
Quinton Flowers	11	53	0	13
Rodney Adams	3	28	1	17
Deangelo Antoine	1	5	0	5
Totals	50	293	2	21

Passing	Att	Cmp	Yds	TD	Int	Lg
Quinton Flowers	33	21	350	4	0	73
Brett Kean	6	4	15	0	0	8
Totals	39	25	365	4	0	73

Receiving	No	Yds	TD	Lg
Marquez Valdes-Scantling	5	72	0	45
Rodney Adams	5	66	1	26
D'Ernest Johnson	4	33	1	13
Ryeshene Bronson	3	113	1	73
Chris Barr	3	39	1	30
Tyre McCants	2	46	0	33
Jordan Reed	1	3	0	3
Deangelo Antoine	1	-2	0	0
Tyler Pippens	1	-5	0	0
Totals	25	365	4	73

Punting	No	Yds	Avg	Lg
Jonathan Hernandez	5	221	44.2	52
Totals	5	221	44.2	52

Punt Returns	No	Yds	Lg
Tajee Fullwood	2	5	7
Hassan Childs	1	2	0
Totals	3	7	7

Kickoff Returns	No	Yds	Lg
D'Ernest Johnson	1	38	38
Totals	1	38	38

**Defensive Leaders**

**Unassisted Tackles:** 8 - Auggie Sanchez  
**Assisted Tackles:** 5 - Auggie Sanchez  
**Total Tackles:** 13 - Auggie Sanchez  
**Sacks:** 1.0 - Auggie Sanchez, Kevin Bronson



**SCORING BY QUARTERS**

	1	2	3	4	F
USF	0	28	7	10	45
Syracuse	17	0	3	0	20

Attendance: 32,288 Time: 3:17

**1st Quarter**

**Syracuse** - Phillips 24-yd pass from Dungey (Murphy kick), 10:01  
16 plays, 79 yards (4:59)  
Syracuse 7 - USF 0

**Syracuse** - Estime 47-yd pass from Dungey (Murphy kick), 6:40  
6 plays, 92 yards (2:06)  
Syracuse 14 - USF 0

**Syracuse** - Murphy 40-yd field goal, 00:30  
12 plays, 53 yards (3:43)  
Syracuse 17 - USF 0

**2nd Quarter**

**USF** - Adams 27-yd pass from Flowers (Nadelman kick), 14:26  
4 plays, 75 yards (1:04)  
Syracuse 17 - USF 0

**USF** - Mack 2-yd run (Nadelman kick), 9:24  
5 plays, 47 yards (1:37)  
Syracuse 17 - USF 14

**USF** - Adams 9-yd run (Nadelman kick), 4:45  
4 plays, 41 yards (0:55)  
USF 21 - Syracuse 17

**USF** - Adams 19-yd run (Nadelman kick), 00:43  
7 plays, 88 yards (1:32)  
USF 28 - Syracuse 17

**3rd Quarter**

**Syracuse** - Murphy 48-yd field goal, 3:58  
14 plays, 58 yards (5:20)  
USF 28 - Syracuse 20

**USF** - Mack 52-yd run (Nadelman kick), 00:55  
7 plays, 75 yards (3:03)  
USF 35 - Syracuse 20

**4th Quarter**

**USF** - Johnson 83-yd punt return (Nadelman kick), 14:42  
USF 42 - Syracuse 20

**USF** - Nadelman 42-yd field goal, 8:55  
8 plays, 50 yards (3:38)  
USF 45 - Syracuse 20

Team Statistics	USF	Syracuse
FIRST DOWNS	20	30
NET YARDS RUSHING	35-239	55-199
NET YARDS PASSING	215	350
Completions-Attempts-Int	14-29-0	32-50-2
TOTAL OFFENSE YARDS	454	549
PUNTS-YARDS	6-257	5-209
Punt returns: No-Yards-TD	3-84-1	0-0-0
Kickoff returns: No-Yds-TD	2-48-0	8-193-0
Interceptions: No-Yds-TD	2-22-0	0-0-0
Penalties: No-Yards	4-50	10-69
Fumbles: No-Lost	3-0	1-1
Sacks By: No-Yards	1-8	1-6
3rd-Down Conversions	4 of 13	12 of 24
4th-Down Conversions	1 of 1	2 of 5
Possession Time	21:22	37:48

**GAME 3: USF 45, SYRACUSE 20**

**CARRIER DOME • SYRACUSE, N.Y.**

**SEPT. 17, 2016 • 3:30 P.M. • ESPN3**

**USF 3-0 • SYRACUSE 1-2**

- USF matched a school record with 28 unanswered points in the second quarter and improved to 3-0 for the first time in the Willie Taggart era.
- USF is 3-0 for the first time since 2011 after pulling off the second-largest comeback in school history. The 2008 Bulls also erased a 17-point deficit against Kansas.
- Senior receiver Rodney Adams (St. Petersburg) scored a career-high tying three touchdowns (two rushing) during the 28-0 run. Adams has scored 16 touchdowns (five rushing) in his past 12 games.
- USF's Gulf Coast Offense has scored at least 45 points in its past three games to match the school record and continues a school record run of seven straight games with at least 35 points.
- Marlon Mack extended his school record of 100-yard rushing games to 14 with 115 yards on just nine carries (12.8 ypc). Mack rushed for two touchdowns and his 52-yard score helped extend the lead to 35-20.
- D'Ernest Johnson (Immokalee) started the fourth quarter in explosive fashion with an 83-yard punt return for a touchdown. It marked the second-longest punt return in USF history.
- Quarterback Quinton Flowers (Miami) threw for 183 yards with a touchdown and rushed for 51 yards on 11 carries before sitting out most of the fourth quarter. USF rushed for 239 yards.
- Quick-strike USF turned a 17-0 deficit into a 28-17 halftime lead with second-quarter scoring drives of 1:04, 1:37, 0:55 and 1:32.
- USF's swarming 4-2-5 defense gave up three points in the final three quarters and forced three turnovers, with interceptions by Tajee Fullwood (Tampa) and Deatrick Nichols (Miami).
- Auggie Sanchez (St. Petersburg) led the Bulls with 13 tackles for the second straight game. Ronnie Hoggins set a career high with 12 tackles and Deadrin Senat (Immokalee) had a career-best 10 stops.

**Quotable:**

"The thing I liked about our guys is nobody flinched on the sideline. They stayed wide-eyed and they looked adversity in the face and said, 'Bring it on.' That was great to see our guys respond that way."

- **Head coach Willie Taggart.**

**USF**

Rushing	Att	Yds	TD	Lg
Marlon Mack	9	115	2	52
Quinton Flowers	11	51	0	15
Rodney Adams	4	39	2	19
D'Ernest Johnson	2	19	0	12
Darius Tice	3	13	0	7
Chris Barr	3	8	0	15
Totals	25	239	4	52

Passing	Att	Cmp	Yds	TD	Int	Lg
Quinton Flowers	24	12	183	1	0	33
Brett Kean	4	2	32	0	0	28
D'Ernest Johnson	1	0	0	0	0	0
Totals	29	14	215	1	0	33

Receiving	No	Yds	TD	Lg
Rodney Adams	4	67	1	31
D'Ernest Johnson	2	37	0	33
Marquez Valdes-Scantling	2	35	0	20
Tyre McCants	2	32	0	28
Elkanah Dillon	2	25	0	18
Ryeshene Bronson	1	11	0	11
Marlon Mack	1	8	0	8
Totals	14	215	1	33

Punting	No	Yds	Avg	Lg
Jonathan Hernandez	6	257	42.8	53
Totals	6	257	42.8	53

Punt Returns	No	Yds	Lg
D'Ernest Johnson	2	83	83 (TD)
Hassan Childs	1	1	1
Totals	3	84	83

Kickoff Returns	No	Yds	Lg
Rodney Adams	2	48	28
Totals	2	48	28

**Defensive Leaders**  
**Unassisted Tackles:** 9 - Ronnie Hoggins  
**Assisted Tackles:** 8 - Auggie Sanchez  
**Total Tackles:** 13 - Auggie Sanchez  
**Sacks:** 1.0 - Auggie Sanchez

**SYRACUSE**

Rushing	Att	Yds	TD	Lg
D. Strickland	30	127	0	19
J. Fredericks	7	42	0	17
E. Dungey	12	18	0	7
M. Neal	6	12	0	5
Totals	55	199	0	19

Passing	Att	Cmp	Yds	TD	Int	Lg
E. Dungey	48	32	350	2	2	47
M. Neal	1	0	0	0	0	0
Z. Mahoney	1	0	0	0	0	0
Totals	50	32	350	2	2	47

Receiving	No	Yds	TD	Lg
E. Phillips	10	95	1	24
A. Etta-Tawo	8	123	0	40
B. Estime	6	80	1	47
S. Ishmael	3	30	0	17
D. Strickland	3	17	0	9
C. MacPherson	1	4	0	4
M. Neal	1	1	0	1
Totals	32	350	2	47

Punting	No	Yds	Avg	Lg
S. Hofrichter	5	209	41.8	52
Totals	5	209	41.8	52

Punt Returns	No	Yds	Lg
Totals	0	0	0

Kickoff Returns	No	Yds	Lg
S. Riley	8	193	41
Totals	8	193	41

**Defensive Leaders**  
**Unassisted Tackles:** 8 - D. Ellison  
**Assisted Tackles:** 4 - Z. Franklin  
**Total Tackles:** 11 - D. Ellison  
**Sacks:** 1.0 - C. Winfield

**SCORING BY QUARTERS**

	1	2	3	4	F
FSU	21	10	7	10	55
USF	14	0	7	14	35

Attendance: 61,665 Time: 3:29

**1st Quarter**

**USF** - Adams 84-yd pass from Flowers (Nadelman kick), 14:43, 1 play, 84 yards (0:17)  
USF 7 - FSU 0

**FSU** - Cook 75-yd run (Aguayo kick), 14:31  
1 play, 75 yards (0:12)  
USF 7 - FSU 7

**USF** - Mack 1-yd run (Nadelman kick), 11:49  
9 plays, 72 yards (2:42)  
USF 14 - FSU 7

**FSU** - Cook 13-yd run (Aguayo kick), 10:22  
4 plays, 76 yards (1:27)  
USF 14 - FSU 14

**FSU** - Stevenson 1-yd run (Aguayo kick), 6:11  
5 plays, 50 yards (2:32)  
FSU 21 - USF 14

**FSU** - Wilson 13-yd pass from Francois (Aguayo kick), 00:25  
8 plays, 64 yards (4:11)  
FSU 28 - USF 14

**2nd Quarter**

**FSU** - Aguayo 25-yd field goal, 7:04  
10 plays, 74 yards (4:09)  
FSU 31 - USF 14

**FSU** - Stevenson 1-yd run (Aguayo kick), 1:18  
6 plays, 51 yards (2:57)  
FSU 38 - USF 14

**3rd Quarter**

**FSU** - Patrick 2-yd run (Aguayo kick), 7:07  
10 plays, 95 yards (4:33)  
FSU 45 - USF 14

**USF** - Johnson 24-yd run (Nadelman kick), 3:22, 5 plays, 90 yards (1:38)  
FSU 45 - USF 21

**4th Quarter**

**FSU** - Aguayo 35-yd field goal, 13:33  
10 plays, 48 yards (4:49)  
FSU 48 - USF 21

**USF** - Johnson 4-yd run (Nadelman kick), 10:21, 8 plays, 75 yards (3:12)  
FSU 48 - USF 28

**FSU** - Francois 35-yd run (Aguayo kick), 8:46  
3 plays, 43 yards (1:35)  
FSU 55 - USF 28

**USF** - Johnson 3-yd run (Nadelman kick), 7:39, 5 plays, 75 yards (1:07)  
FSU 55, USF 35

Team Statistics	FSU	USF
FIRST DOWNS	31	17
NET YARDS RUSHING	63-478	41-290
NET YARDS PASSING	169	160
Completions-Attempts-Int	11-19-0	5-14-2
TOTAL OFFENSE YARDS	647	450
PUNTS-YARDS	3-104	6-285
Punt returns: No-Yards-TD	4-59-0	1-8-0
Kickoff returns: No-Yds-TD	4-128-0	4-62-0
Interceptions: No-Yds-TD	2-0-0	0-0-0
Penalties: No-Yards	4-50	8-68
Fumbles: No-Lost	1-1	0-0
Sacks By: Number-Yards	3-25	3-17
3rd-Down Conversions	6-11	4-11
4th-Down Conversions	0-0	1-1
Possession Time	40:19	19:41

**GAME 4: 13/14 FLORIDA ST. 55, USF 35**

RAYMOND JAMES STADIUM • TAMPA, FLA.

SEPT. 24, 2016 • NOON • ABC

FSU 3-1 • USF 3-1

- USF jumped out to a 14-7 lead in the first five minutes but couldn't keep pace with No. 13/14 Florida State in a sometimes-wild 55-35 loss before a crowd of 61,665 at Raymond James Stadium, the sixth-largest in USF history.
- The fourth meeting between the programs got off to an explosive start with four combined touchdowns in the first five minutes of action and 42 first-quarter points. The teams combined for 90 points and 1,097 total yards.
- USF extended its program record with the eighth straight game of scoring at least 35 points. The offense surpassed the 200-yard rushing mark for the ninth consecutive game with 290 yards and totaled 450 yards.
- Quarterback Quinton Flowers posted the third 100-yard rushing game of his career with 159 yards on 18 carries. Flowers started the day with the longest pass of his career, an 84-yard strike to Rodney Adams on the first offensive play of the game that put USF ahead just 1:17 into the action.
- D'Ernest Johnson set a new career high with three touchdown runs and finished with 82 yards on eight attempts.
- Marlon Mack gained 42 yards on 12 carries with a touchdown, exiting the game early after being poked in the eye.
- USF got Ray Jay rocking on its first play, when Adams caught a deep pass and went the distance for an 84-yard touchdown. The fourth-longest TD pass in USF history also marked the longest play FSU has given up since 2005.
- FSU responded on its first play with a 75-yard touchdown run by Dalvin Cook, but the Bulls answered right back. Mack's 1-yard touchdown run helped spot USF a 14-7 lead just 3 minutes, 11 seconds into the action.
- Cook answered with a 13-yard touchdown run to cap a 76-yard drive on FSU's next possession and the Seminoles took the lead on the following possession after going 50 yards in two minutes, 32 seconds.
- Florida State took a 38-14 lead to the locker room following two more touchdowns and a field goal. USF had a chance to slice the margin driving to the FSU 18 but ran out of time as the half expired.
- Junior safety Devin Abraham finished with a career-high 10 tackles. Junior linebacker Auggie Sanchez forced and recovered a fumble in addition to 2.0 tackles for loss and seven total tackles.

**Quotable:**

"The preseason is over with and the real season starts now. It's all conference games from here on out and our goal is to win this conference. They're all right in front of us." – **Head coach Willie Taggart.**

**FSU**

Rushing	Att	Yds	TD	Lg
D. Cook	28	267	2	75
J. Patrick	20	124	1	27
D. Francois	10	75	1	35
F. Stevenson	5	12	2	13
Totals	63	478	6	75

Passing	Att	Cmp	Yds	TD	Int	Lg
D. Francois	19	11	169	1	0	39
Totals	19	11	169	1	0	39

Receiving	No	Yds	TD	Lg
D. Cook	4	62	0	27
J. Wilson	2	34	1	21
K. Whitfield	2	8	0	8
A. Tate	1	39	0	39
T. Rudolph	1	14	0	14
M. Saunders	1	12	0	12
Totals	11	169	1	39

Punting	No	Yds	Avg	Lg
L. Tyler	3	104	34.7	41
Totals	3	104	34.7	41

Punt Returns	No	Yds	Lg
J. Wilson	4	59	18
Totals	4	59	18

Kickoff Returns	No	Yds	Lg
K. Whitfield	4	128	53
Totals	4	128	53

**Defensive Leaders**

**Unassisted Tackles:** 4 - N. Andrews  
**Assisted Tackles:** 2 - N. Andrews  
**Total Tackles:** 6 - N. Andrews  
**Sacks:** 1.0 - T. Jones, B. Burns, T. McFadden, D. Walker  
**INT:** 1 - T. McFadden, N. Andrews

**USF**

Rushing	Att	Yds	TD	Lg
Quinton Flowers	18	159	0	48
D'Ernest Johnson	8	82	3	24
Marlon Mack	12	42	1	13
Darius Tice	2	4	0	2
Rodney Adams	1	3	0	3
Totals	41	290	4	48

Passing	Att	Cmp	Yds	TD	Int	Lg
Quinton Flowers	14	5	160	1	2	84
Totals	14	5	160	1	2	84

Receiving	No	Yds	TD	Lg
D'Ernest Johnson	2	13	0	11
Rodney Adams	1	84	1	84
Mitchell Wilcox	1	52	0	52
Darius Tice	1	11	0	11
Totals	5	160	1	84

Punting	No	Yds	Avg	Lg
Jonathan Hernandez	6	285	47.5	54
Totals	6	285	47.5	54

Punt Returns	No	Yds	Lg
D'Ernest Johnson	1	8	8
Totals	1	8	8

Kickoff Returns	No	Yds	Lg
Rodney Adams	3	36	16
D'Ernest Johnson	1	16	16
Totals	4	62	16

**Defensive Leaders**

**Unassisted Tackles:** 8 - Devin Abraham  
**Assisted Tackles:** 4 - Deadrin Senat  
**Total Tackles:** 10 - Devin Abraham  
**Sacks:** 1.0 - Auggie Sanchez, Bruce Hector, Mike Love

OUTLOOK  
PLAYERS  
COACHES  
REVIEW  
RECORDS  
HISTORY  
USF  
MEDIA



**SCORING BY QUARTERS**

	1	2	3	4	F
USF	10	14	14	7	45
Cincinnati	6	14	0	0	20

Attendance: 35,108 Time: 3:17

**1st Quarter**

**USF** - Nadelman 26-yd field goal, 9:19  
15 plays, 66 yards (5:41)  
USF 3 - Cincinnati 0

**Cincinnati** - Green 7-yd run (Pasley kick failed), 3:27  
9 plays, 58 yards (2:21)  
Cincinnati 6 - USF 3

**USF** - Johnson 4-yard run (Nadelman kick), 1:54  
4 plays, 61 yards (1:23)  
USF 10 - Cincinnati 6

**2nd Quarter**

**Cincinnati** - Trail 1-yd run (Pasley kick), 13:25  
9 plays, 71 yards (3:23)  
Cincinnati 13 - USF 10

**USF** - Flowers 8-yd run (Nadelman kick), 11:07  
6 plays, 59 yards (2:09)  
USF 17 - Cincinnati 13

**Cincinnati** - Lewis 6-yd pass from Trail (Pasley kick), 3:00  
12 plays, 92 yards (6:05)  
Cincinnati 20 - USF 17

**USF** - Mack 4-yd run (Nadelman kick), 1:40  
6 plays, 72 yards (1:19)  
USF 24 - Cincinnati 20

**3rd Quarter**

**USF** - Flowers 19-yard run (Nadelman kick), 4:29  
5 plays, 37 yards (2:13)  
USF 31 - Cincinnati 20

**USF** - Ward 11-yd interception return (Nadelman kick), 1:32  
USF 38 - Cincinnati 20

**4th Quarter**

**USF** - Mack 49-yd run (Nadelman kick), 12:30  
4 plays, 69 yards (1:41)  
USF 45 - Cincinnati 20

Team Statistics	USF	Cincy
FIRST DOWNS	25	21
NET YARDS RUSHING	48-226	35-130
NET YARDS PASSING	228	263
Completions-Attempts-Int	22-33-0	23-41-3
TOTAL OFFENSE YARDS	454	393
PUNTS-YARDS	6-238	6-252
Punt returns: No-Yards-TD	3-27-0	1-4-0
Kickoff returns: No-Yds-TD	3-64-0	6-131-0
Interceptions: No-Yds-TD	3-17-1	0-0-0
Penalties: No-Yards	2-21	4-40
Fumbles: No-Lost	0-0	2-1
Sacks By: No-Yards	2-15	1-11
3d-Down Conversions	8 of 18	6 of 16
4th-Down Conversions	3 of 3	0 of 0
Possession Time	32:39	27:21

**GAME 5: USF 45, CINCINNATI 20**

**NIPPERT STADIUM • CINCINNATI, OHIO**

**OCT. 1, 2016 • 7 P.M. • ESPNU**

**USF 4-1, 1-0 • CINCINNATI 3-2, 0-2**

- USF used 28 unanswered points to roll past Cincinnati, while Marlon Mack became the Bulls' career rushing king in the conference opener.
- USF extended its program record winning streak in conference games to five and improved to 3-1 in AAC openers.
- USF (4-1) pitched a shutout on defense for the final 33 minutes of the game and posted four takeaways.
- The Bulls intercepted Cincinnati starter Ross Trail three times and Johnny Ward extended USF's pick-6 streak to consecutive seasons against UC.
- USF racked up 454 yards (226 rushing) to help the program improve to 3-1 in American openers.
- Mack produced 118 yards and two touchdowns while becoming USF's new career rusher with 2,755 yards. Mack broke the record with a 49-yard touchdown run that capped off the scoring.
- Quinton Flowers rushed for 74 yards and two touchdowns and completed 16 of 26 passes for 196 yards with no interceptions against a Cincinnati defense that led the nation in picks.
- Nigel Harris led USF's stellar defensive effort with a team-high 10 tackles and a fumble recovery.
- Ronnie Hoggins had an interception and finished with eight tackles. Auggie Sanchez added eight tackles.
- USF extended its program record with its ninth straight game scoring at least 35 points.
- It was USF's ninth straight game with at least 440 total yards.
- For the 10th straight game - and 13th in the past 14 games - USF surpassed the 200-yard rushing mark.
- The USF defense gave up 20 points and 272 first half yards to the Bearcats, but clamped down to force three straight second half turnovers (including a pick-6), to hold UC scoreless and limit the Bearcat offense to 121 yards in the second half.

**Quotable:**

"I was really excited about our defense. That's the defense that we all like to see. Guys are going out and getting turnovers. I was really impressed with the adjustments we made at halftime and the way our guys tackled in the second half." - **Head coach Willie Taggart.**

**USF**

Rushing	Att	Yds	TD	Lg
Marlon Mack	20	118	2	49
Quinton Flowers	13	74	2	19
D'Ernest Johnson	9	20	1	5
Trevon Sands	3	13	0	9
Rodney Adams	1	2	0	2
Marquez Valdes-Scantling	1	0	0	0
Team	1	-1	0	0
Totals	48	226	5	49

Passing	Att	Cmp	Yds	TD	Int	Lg
Quinton Flowers	26	16	196	0	0	28
Brett Kean	7	6	32	0	0	10
Totals	33	22	228	0	0	28

Receiving	No	Yds	TD	Lg
Rodney Adams	6	66	0	28
Deangelo Antoine	4	18	0	8
Marquez Valdes-Scantling	3	34	0	17
Ryeshene Bronson	3	32	0	13
Elkanah Dillon	2	44	0	25
Tyre McCants	1	21	0	21
Stanley Clerveaux	1	8	0	8
Alex Mut	1	5	0	5
Jordan Reed	1	0	0	0
Totals	22	228	0	28

Punting	No	Yds	Avg	Lg
Jonathan Hernandez	6	238	39.7	49
Totals	6	238	39.7	49

Punt Returns	No	Yds	Lg
D'Ernest Johnson	3	27	10
Totals	3	27	10

Kickoff Returns	No	Yds	Lg
Rodney Adams	2	64	38
Totals	2	64	38

**Defensive Leaders**

**Unassisted Tackles:** 5 - Ronnie Hoggins, Nate Godwin  
**Assisted Tackles:** 7 - Nigel Harris  
**Total Tackles:** 10 - Nigel Harris  
**Sacks:** 1.0 - Kirk Livingstone, Daniel Awoleke

**CINCINNATI**

Rushing	Att	Yds	TD	Lg
Tion Green	12	98	1	24
Mike Boone	13	31	0	11
C. Banschbach	2	6	0	5
Gunner Kiel	1	5	0	5
Kahlil Lewis	1	3	0	3
Ross Trail	6	-13	1	5
Totals	35	130	2	24

Passing	Att	Cmp	Yds	TD	Int	Lg
Ross Trail	30	20	216	1	3	28
Gunner Kiel	11	3	47	0	0	32
Totals	41	23	263	1	3	32

Receiving	No	Yds	TD	Lg
Nate Cole	7	72	0	16
Kahlil Lewis	5	77	1	32
Mike Boone	5	50	0	19
Devin Gray	2	13	0	9
Tion Green	2	9	0	6
Avery Johnson	1	28	0	28
Tyler Cogswell	1	13	0	13
Totals	23	263	1	32

Punting	No	Yds	Avg	Lg
Sam Geraci	6	252	42.0	52
Totals	6	252	42.0	52

Punt Returns	No	Yds	Lg
Brayden Beard	1	4	4
Totals	1	4	4

Kickoff Returns	No	Yds	Lg
Mike Boone	5	114	39
Kahlil Lewis	1	17	17
Totals	6	131	39

**Defensive Leaders**

**Unassisted Tackles:** 5 - Eric Wilson  
**Assisted Tackles:** 7 - Eric Wilson  
**Total Tackles:** 12 - Eric Wilson  
**Sacks:** 1.0 - Alex Pace

**SCORING BY QUARTERS**

	1	2	3	4	F
East Carolina	3	3	7	9	22
USF	7	10	7	14	38

Attendance: 30,397 Time: 3:23

**1st Quarter**

**ECU** - Plowman 40-yd field goal, 9:31  
13 plays, 61 yards (5:29)  
ECU 3 - USF 0

**USF** - Johnson 6-yd pass from Flowers (Nadelman kick), 00:51  
11 plays, 45 yards (5:09)  
USF 7 - ECU 3

**2nd Quarter**

**USF** - Nadelman 26-yd field goal, 9:26  
9 plays, 51 yards (2:51)  
USF 10 - ECU 3

**ECU** - Plowman 49-yd field goal, 5:33  
10 plays, 43 yards (3:53)  
USF 10 - ECU 6

**USF** - Johnson 11-yd pass from Flowers (Nadelman kick), 00:34  
6 plays, 75 yards (1:20)  
USF 17 - ECU 6

**3rd Quarter**

**USF** - Mack 1-yd run (Nadelman kick), 7:44  
10 plays, 53 yards (4:10)  
USF 24 - ECU 6

**ECU** - Jones 1-yd pass from Minshew (Plowman kick), 5:27  
8 plays, 75 yards (2:17)  
USF 24 - ECU 13

**4th Quarter**

**ECU** - Plowman 31-yd field goal, 11:49  
13 plays, 63 yards (3:52)  
USF 24 - ECU 16

**ECU** - Summers 3-yd run (conversion failed), 6:58  
9 plays, 69 yards (3:18)  
USF 24 - ECU 22

**USF** - Adams 62-yd pass from Flowers (Nadelman kick), 6:06  
3 plays, 75 yards (0:52)  
USF 31 - ECU 22

**USF** - Mack 9-yd run (Nadelman kick), 3:04  
2 plays, 17 yards (0:24)  
USF 38 - ECU 22

Team Statistics	ECU	USF
FIRST DOWNS	24	23
NET YARDS RUSHING	35-168	42-306
NET YARDS PASSING	308	250
Completions-Attempts-Int	33-56-1	21-29-0
TOTAL OFFENSE YARDS	476	556
PUNTS-YARDS	3-141	4-137
Punt returns: No-Yards-TD	1-6-0	2-22-0
Kickoff returns: No-Yds-TD	6-103-0	2-22-0
Interceptions: No-Yds-TD	0-0-0	1-34-0
Penalties: No-Yards	2-19	9-101
Fumbles: No-Lost	0-0	2-1
Sacks By: No-Yards	0-0	3-4
3rd-Down Conversions	7 of 20	6 of 13
4th-Down Conversions	3 of 6	2 of 2
Possession Time	31:59	28:01

**GAME 6: USF 38, EAST CAROLINA 22**

RAYMOND JAMES STADIUM • TAMPA, FLA.

OCT. 8, 2016 • NOON • ESPNEWS

ECU 2-4, 0-2 • USF 5-1, 2-0

- USF extended all three of its nation-leading offensive streaks Saturday in a 38-22 homecoming win over East Carolina at Raymond James Stadium.
- USF (5-1, 2-0) scored at least 35 points for the 10th straight time after putting a close game away with 14 unanswered points in the fourth quarter.
- With 556 total yards, the Bulls passed the 440-yard mark for the 10th consecutive game. USF rushed for 306 yards and passed the 200-yard rushing mark for the 11th consecutive game.
- Clinging to a 24-22 lead, Rodney Adams gave the Bulls breathing room with a 62-yard touchdown catch with 6:06 to play. He posted his fourth-career 100-yard receiving game with 113 yards on seven catches and moved into third on USF's career receiving yardage charts and ninth in career receptions.
- Adams has scored at least one touchdown in 12 of his last 15 games with 18 total in that stretch.
- Marlon Mack posted his school record 16th 100-yard rushing game with 152 yards on 18 carries.
- USF ended up with a pair of 100-yard rushers for just the seventh time in program history. Quarterback Quinton Flowers rushed for 115 yards and completed 21 of 29 passes for 250 yards and three touchdowns, two to running back D'Ernest Johnson.
- Both of Johnson's TD catches came in the opening half, and his second helped spot USF a 17-6 lead with 34 seconds to go before the break. Johnson has scored in every game this season.
- USF won its program-record sixth straight conference game, a streak dating to the 2015 season, and its eighth straight game against American Athletic Conference East Division opponents.
- Overall, USF has won 12 of its last 15 games. USF has won eight of its last 10 home games. USF moved to 6-1 all-time against East Carolina.

**Quotable:**

"I thought this ballgame showed a lot of character in our football team. We let East Carolina get back in it and we didn't flinch. Our guys made plays when we needed a play. That was great to see out of our football team."

- Head coach Willie Taggart.

**ECU**

Rushing	Att	Yds	TD	Lg
James Summers	18	114	1	31
Philip Nelson	5	28	0	11
Anthony Scott	8	20	0	14
Devin Anderson	1	6	0	6
Gardner Minshew	3	0	0	3
Totals	35	168	1	31

Passing	Att	Cmp	Yds	TD	Int	Lg
Gardner Minshew	33	21	220	1	1	46
Philip Nelson	23	12	88	0	0	18
Totals	56	33	308	1	1	46

Receiving	No	Yds	TD	Lg
Zay Jones	18	145	1	20
Quay Johnson	4	31	0	15
James Summers	4	25	0	17
Deondre Farrier	3	86	0	46
Anthony Scott	2	11	0	6
Terrell Green	1	7	0	7
Jimmy Williams	1	3	0	3
Totals	33	308	1	46

Punting	No	Yds	Avg	Lg
Worth Gregory	3	141	47.0	61
Totals	3	141	47.0	61

Punt Returns	No	Yds	Lg
Quay Johnson	1	6	6
Totals	1	6	6

Kickoff Returns	No	Yds	Lg
Chris Love	6	103	20
Totals	6	103	20

**Defensive Leaders**

**Unassisted Tackles:** 8 - Dayon Pratt  
**Assisted Tackles:** 4 - Dayon Pratt  
**Total Tackles:** 12 - Dayon Pratt  
**Sacks:** 0

**USF**

Rushing	Att	Yds	TD	Lg
Marlon Mack	18	152	2	65
Quinton Flowers	16	115	0	17
D'Ernest Johnson	7	36	0	13
Trevon Sands	1	3	0	3
Totals	42	306	2	65

Passing	Att	Cmp	Yds	TD	Int	Lg
Quinton Flowers	29	21	250	3	0	62
Totals	29	21	250	3	0	62

Receiving	No	Yds	TD	Lg
Rodney Adams	7	113	1	62
D'Ernest Johnson	5	53	2	28
Marlon Mack	3	5	0	7
Mitchell Wilcox	2	52	0	41
Tyre McCants	2	12	0	9
Ryeshene Bronson	1	10	0	10
Marquez Valdes-Scantling	1	5	0	5
Totals	21	250	3	62

Punting	No	Yds	Avg	Lg
Jonathan Hernandez	4	137	34.2	53
Totals	4	137	34.2	53

Punt Returns	No	Yds	Lg
D'Ernest Johnson	2	22	15
Totals	2	22	15

Kickoff Returns	No	Yds	Lg
Mitchell Wilcox	4	23	8
Totals	4	23	8

**Defensive Leaders**

**Unassisted Tackles:** 9 - Nate Godwin  
**Assisted Tackles:** 4 - Khalid McGee  
**Total Tackles:** 10 - Nate Godwin  
**Sacks:** 1.5 - Bruce Hector

- OUTLOOK
- PLAYERS
- COACHES
- REVIEW
- RECORDS
- HISTORY
- USF
- MEDIA



**SCORING BY QUARTERS**

	1	2	3	4	F
UCONN	3	0	14	10	27
USF	7	7	7	21	42

Attendance: 30,297 Time: 3:33

**1st Quarter**

**UCONN** - Puyol 26-yd field goal, 8:04  
15 plays, 66 yards (6:56)  
UCONN 3 - USF 0

**USF** - Flowers 54-yd run (Nadelman kick), 7:35  
2 plays, 75 yards (0:29)  
USF 7 - UCONN 3

**2nd Quarter**

**USF** - Flowers 8-yd run (Nadelman kick), 2:22  
4 plays, 49 yards (0:38)  
USF 14 - UCONN 3

**3rd Quarter**

**UCONN** - Newsome 70-yd pass from Shirreffs (Puyol kick), 13:41  
1 play, 70 yards (0:11)  
USF 14 - UCONN 10

**UCONN** - Newsome 4-yd run (Puyol kick), 12:38  
3 plays, 26 yards (0:54)  
UCONN 17 - USF 14

**USF** - Flowers 8-yd run (Nadelman kick), 5:30  
12 plays, 65 yards (3:53)  
USF 21 - UCONN 17

**4th Quarter**

**USF** - Valdes-Scantling 26-yd pass from Flowers (Nadelman kick), 12:38  
5 plays, 55 yards (1:27)  
USF 28 - UCONN 17

**UCONN** - Puyol 26-yd field goal, 8:12  
12 plays, 79 yards (4:26)  
USF 28 - UCONN 20

**USF** - Wilcox 29-yd pass from Flowers (Nadelman kick), 4:21  
10 plays, 75 yards (3:51)  
USF 35 - UCONN 20

**USF** - Mack 34-yd run (Nadelman kick), 2:57  
1 play, 34 yards (0:10)  
USF 42 - UCONN 20

**UCONN** - Bloon 4-yd pass from Shirreffs (Puyol kick), 00:57  
7 plays, 75 yards (2:00)  
USF 42 - UCONN 27

Team Statistics	UCONN	USF
FIRST DOWNS	20	26
NET YARDS RUSHING	36-72	47-316
NET YARDS PASSING	306	213
Completions-Attempts-Int	22-39-0	23-37-2
TOTAL OFFENSE YARDS	378	529
PUNTS-YARDS	9-361	4-162
Punt returns: No-Yards-TD	1-8-0	2-1-0
Kickoff returns: No-Yards-TD	3-64-0	0-0-0
Interceptions: No-Yards-TD	2-0-0	0-0-0
Penalties: Nor-Yards	3-20	4-36
Fumbles: No-Lost	0-0	4-2
Sacks By: NoYards	1-3	5-29
3rd-Down Conversions	4 of 18	7 of 17
4th-Down Conversions	2 of 3	3 of 4
Possession Time	32:16	27:44

**GAME 7: USF 42, UCONN 27**

RAYMOND JAMES STADIUM • TAMPA, FLA.

OCT. 15, 2016 • 7 P.M. • CBS SPORTS NETWORK

UCONN 3-4, 1-3 • USF 6-1, 3-0

- Show-stopping performances on both sides of the ball helped USF become bowl eligible for the second straight season and match the program's best-ever start in a 42-27 win over UConn at Raymond James Stadium.
- USF extended all three of its nation-leading offensive streaks, scoring 35-plus points for the 11th consecutive game.
- Willie Taggart's Gulf Coast Offense racked up 529 yards of offense, increasing the program's streak of 440-plus yard games to 11.
- Against the 11th-ranked rushing defense in the country, USF gained a season-best 316 yards on the ground, extending the Bulls' 200-plus yard streak to 12 games. USF has now rushed for 300-plus yards in consecutive games.
- Quarterback Quinton Flowers (Miami) tied his career high with five total touchdowns after rushing for a game-high 157 yards and three scores. The junior from Miami completed 23 of 37 passes for 213 yards and two touchdowns, as he accounted for 370 total yards on the night, many in video-game highlight fashion.
- USF made program history with two 100-yard rushers in consecutive games. Marlon Mack (Sarasota) passed the 3,000-yard career rushing mark with 107 yards on 16 carries, his third-straight 100-yard game. Mack now owns USF's career rushing touchdown record (26) with a 34-yard scoring run that helped pump the lead up to 42-20 late in the fourth quarter.
- USF tied the program record for the best start to a season and became bowl eligible in the second-earliest time span in school history. The Bulls extended another program record with their seventh consecutive conference victory.
- The Bulls' defense played a big role by holding UConn (3-4, 1-3) to just 72 yards rushing and came up with five sacks and nine tackles for loss with an aggressive blitzing scheme.
- Linebacker Auggie Sanchez (St. Petersburg) set a new career high with three sacks and finished with a game-high 11 tackles.
- USF collected nine tackles for loss, as safety Jaymon Thomas (Immokalee) had a career-high 2.0 tackles for loss to go along with a career-best seven total tackles.

**Quotable:**

"It's never been our goal just to become bowl eligible. It's great to be bowl eligible. That means we're winning some ball-games this time of year. But we're after something much bigger than just bowl eligibility. It's great to be 6-1."

- Head coach Willie Taggart.

**UCONN**

Rushing	Att	Yds	TD	Lg
Arkeel Newsome	15	72	1	17
Ron Johnson	6	20	0	7
Bryant Shirreffs	15	-20	0	6
Totals	36	72	1	17

Passing	Att	Cmp	Yds	TD	Int	Lg
Bryant Shirreffs	39	22	306	2	0	70
Totals	39	22	306	2	0	70

Receiving	No	Yds	TD	Lg
Noel Thomas	12	127	0	23
Arkeel Newsome	3	90	1	70
Brian Lemelle	3	58	0	33
Alex Bloon	3	27	1	17
Tyraiq Beals	1	4	0	4
Totals	22	306	2	70

Punting	No	Yds	Avg	Lg
Justin Wain	9	361	40.1	50
Totals	9	361	40.1	50

Punt Returns	No	Yds	Lg
Brian Lemelle	1	8	8
Totals	1	8	8

Kickoff Returns	No	Yds	Lg
Arkeel Newsome	3	64	33
Totals	3	64	33

**Defensive Leaders**

**Unassisted Tackles:** 6 - Junior Joseph  
**Assisted Tackles:** 4 - Vontae Diggs  
**Total Tackles:** 9 - Junior Joseph, Vontae Diggs  
**Sacks:** 1.0 - Luke Carrezola

**USF**

Rushing	Att	Yds	TD	Lg
Quinton Flowers	16	157	3	54
Marlon Mack	16	107	1	34
D'Ernest Johnson	8	28	0	8
Trevon Sands	3	11	0	4
Tyre McCants	1	7	0	7
Marquez Valdes-Scantling	1	4	0	4
Rodney Adams	1	2	0	2
TEAM	1	0	0	0
Totals	47	316	4	54

Passing	Att	Cmp	Yds	TD	Int	Lg
Quinton Flowers	37	23	213	2	2	37
Totals	37	23	213	2	2	37

Receiving	No	Yds	TD	Lg
Rodney Adams	7	43	0	31
Marlon Mack	6	75	0	37
Tyre McCants	3	17	0	8
D'Ernest Johnson	3	8	0	9
Mitchell Wilcox	2	38	1	29
Marquez Valdes-Scantling	1	26	1	26
Darnell Salomon	1	6	0	6
Totals	23	213	2	37

Punting	No	Yds	Avg	Lg
Jonathan Hernandez	4	162	40.5	47
Totals	4	162	40.5	47

Punt Returns	No	Yds	Lg
D'Ernest Johnson	2	1	4
Totals	2	1	4

Kickoff Returns	No	Yds	Lg
Totals	0	0	0

**Defensive Leaders**

**Unassisted Tackles:** 8 - Auggie Sanchez  
**Assisted Tackles:** 3 - Auggie Sanchez, Bruce Hector  
**Total Tackles:** 11 - Auggie Sanchez  
**Sacks:** 3.0 - Auggie Sanchez

**SCORING BY QUARTERS**

	1	2	3	4	F
USF	7	6	10	7	30
Temple	3	17	14	12	46

Attendance: 25,950 Time: 3:31

**1st Quarter**

**TEMPLE** - Boumerhi 22-yd field goal, 7:10, 14 plays, 70 yards (7:50)  
Temple 3 - USF 0

**USF** - Valdes-Scantling 27-yd pass from Flowers (Nadelman kick), 0:19  
6 plays, 68 yard (1:18)  
USF 7 - Temple 3

**2nd Quarter**

**TEMPLE** - Thompson 1-yd pass from Walker (Boumerhi kick), 7:07  
15 plays, 75 yards (8:12)  
Temple 10 - USF 7

**USF** - McCants 31-yd pass from Flowers (Nadelman kick blocked), 5:04  
8 plays, 75 yards (2:03)  
USF 13 - Temple 10

**TEMPLE** - Armstead 76-yd run (Boumerhi kick), 4:01  
2 plays, 81 yards (0:57)  
Temple 17 - USF 13

**TEMPLE** - Boumerhi 35-yd field goal, 0:05, 4 plays, 52 yards (0:41)  
Temple 20 - USF 13

**3rd Quarter**

**USF** - Nadelman 42-yd field goal, 9:52  
14 plays, 50 yards (5:08)  
Temple 20 - USF 16

**USF** - Flowers 3-yd run (Nadelman kick), 5:21, 3 plays, 84 yards (0:49)  
USF 23 - Temple 20

**TEMPLE** - Armstead 42-yd run (Boumerhi kick), 3:53  
3 plays, 78 yards (1:21)  
Temple 27 - USF 23

**TEMPLE** - Thomas 9-yd run (Boumerhi kick), 1:44, 2 plays, 20 yards (0:42)  
Temple 34 - USF 23

**4th Quarter**

**TEMPLE** - Boumerhi 42-yd field goal, 10:09, 8 plays, 35 yards (4:40)  
Temple 37 - USF 23

**USF** - Mack 30-yd run (Nadelman kick), 8:42, 4 plays, 75 yards (1:27)  
Temple 37 - USF 30

**TEMPLE** - Thomas 3-yd run (Boumerhi kick), 3:17, 1 play, 3 yards (0:06)  
Temple 44 - USF 30

**TEMPLE** - Team safety, 3:03  
Temple 46 - USF 30

Team Statistics	USF	TEM
FIRST DOWNS	18	26
NET YARDS RUSHING	33-165	51-319
NET YARDS PASSING	187	209
Completions-Attempts-Int	11-20-1	14-21-0
TOTAL OFFENSE YARDS	352	528
PUNTS-YARDS	4-114	3-104
Punt returns: No-Yards-TD	0-0-0	2-11-0
Kickoff returns: No-Yds-TD	6-167-0	4-73-0
Interceptions: Nor-Yds-TD	0-0-0	1-21-0
Penalties: No-Yards	11-88	8-75
Fumbles: No-Lost	1-0	0-0
Sacks By: No-Yards	2-14	4-20
3rd-Down Conversions	6 of 12	10 of 16
4th-Down Conversions	1 of 1	0 of 1
Possession Time	20:53	39:07

**GAME 8: TEMPLE 46, USF 30**

LINCOLN FINANCIAL STADIUM • PHILADELPHIA, PA.

OCT. 21, 2016 • 7 P.M. • ESPN

TEMPLE 5-3, 3-1 • USF 6-2, 3-1

- First-place USF's nine-game winning streak against East Division opponents in the American Athletic Conference came to an end.
- Temple held a 21:44 to 8:16 time of possession advantage in the first half and 39:07 to 20:53 overall in the game.
- Temple ran for 319 yards and 16 first downs (26 total) and converted 10 of 16 third down attempts, many on third and long.
- USF committed 11 penalties for 88 yards and gave up for sacks for 20 yards.
- USF cut a 14-point fourth-quarter deficit in half with 8:42 remaining, but second-place Temple pulled away with nine unanswered points. USF's school record of seven straight conference wins ended.
- Quarterback Quinton Flowers shined under the lights once again, accounting for 277 total yards and three touchdowns. The junior from Miami rushed for 90 yards and threw two TD passes before exiting late in the fourth quarter with a leg injury.
- All three of the Gulf Coast Offense's nation-leading streaks came to an end. USF's streak of 220-plus yard rushing games was halted at 12 after gaining 165 yards on the ground. USF's streaks of 35-plus point games and 440-plus total yard games both ended at 11 with the Bulls gaining 352.
- Marlon Mack, who rushed for 67 yards, has 3,081 for his career, placing him 14th all-time on the list of Football Bowl Subdivision rushers in the state of Florida. Mack also extended his career rushing touchdown record to 27.
- Rodney Adams had two receptions for 53 yards, putting him in second place for USF's all-time receiving yards (1,657).
- Linebacker Auggie Sanchez had six tackles and moved into 10th-place all-time in USF tackles (255), passing former DB Anthony Henry (1997-2000).
- Tampa natives Nate Godwin and Nigel Harris led the Bulls with seven tackles apiece.
- Emilio Nadelman had a 42-yard field goal, tying his second-longest. Nadelman has made seven of his last eight attempts from 40 yards or longer.

**Quotable:**

"We have to watch this film and correct some things. We have to be better fundamentally and learn how to get off blocks, and to not have penalties that get you into long-yardage situations." – **Head coach Willie Taggart.**

**USF**

Rushing	Att	Yds	TD	Lg
Quinton Flowers	14	90	1	50
Marlon Mack	13	67	1	30
D'Ernest Johnson	3	16	0	10
Trevon Sands	1	-1	0	0
Rodney Adams	1	-2	0	0
Brett Kean	1	-5	0	0
Totals	33	165	2	50

Passing	Att	Cmp	Yds	TD	Int	Lg
Quinton Flowers	19	11	187	2	0	31
Brett Kean	1	0	0	0	1	0
Totals	20	11	187	2	1	31

Receiving	No	Yds	TD	Lg
Marlon Mack	3	33	0	19
Tyre McCants	2	53	1	31
Rodney Adams	2	43	0	30
Marquez Valdes-Scantling	1	27	1	27
Mitchell Wilcox	1	14	0	14
Chris Barr	1	13	0	13
D'Ernest Johnson	1	4	0	4
Totals	11	187	2	31

Punting	No	Yds	Avg	Lg
Jonathan Hernandez	3	114	38.0	41
Totals	3	114	38.0	41

Punt Returns	No	Yds	Lg
Totals	0	0	0

Kickoff Returns	No	Yds	Lg
Rodney Adams	3	97	49
D'Ernest Johnson	2	63	47
Juwuan Brown	1	7	7
Totals	6	167	49

**Defensive Leaders**

**Unassisted Tackles:** 7 - Nate Godwin  
**Assisted Tackles:** 2 - Nigel Harris  
**Total Tackles:** 7 - Nate Godwin, Nigel Harris  
**Sacks:** 1.0 - Deadrin Senat, Juwuan Brown

**TEMPLE**

Rushing	Att	Yds	TD	Lg
R. Armstead	20	210	2	76
Isaiah Wright	6	58	0	24
Jahad Thomas	16	56	2	12
Nick Sharga	3	9	0	5
Team	3	-3	0	0
Phillip Walker	3	-11	0	3
Totals	51	319	4	76

Passing	Att	Cmp	Yds	TD	Int	Lg
Phillip Walker	21	14	209	1	0	36
Totals	21	14	209	1	0	36

Receiving	No	Yds	TD	Lg
Ventell Bryant	5	115	0	36
Keith Kirkwood	2	48	0	24
Jahad Thomas	2	12	0	7
Isaiah Wright	2	11	0	11
Romond DeLoatch	1	16	0	16
Brodrick Yancy	1	6	0	6
Colin Thompson	1	1	1	1
Totals	14	209	1	36

Punting	No	Yds	Avg	Lg
Alex Starzyk	3	104	34.7	38
Totals	3	104	34.7	38

Punt Returns	No	Yds	Lg
Jahad Thomas	1	4	4
Keith Kirkwood	1	5	5
Totals	2	11	5

Kickoff Returns	No	Yds	Lg
Randle Jones	3	60	22
Jahad Thomas	1	13	13
Totals	4	73	22

**Defensive Leaders**

**Unassisted Tackles:** 7 - S. Marshall  
**Assisted Tackles:** 1 - S. Marshall, D. Randall, N. Smith, P. Martin-Oguike, A. Foster, J. Alwan, H. Reddick, C. Russell, M. Dogbe, A. Williams, S. Bradley, J. Martin  
**Total Tackles:** 8 - S. Marshall  
**Sacks:** 2.0 - A. Robinson



**SCORING BY QUARTERS**

	1	2	3	4	F
Navy	0	14	7	24	45
USF	28	14	3	7	52

Attendance: 31,824 Time: 3:38

**1st Quarter**

**USF** - Flowers 63-yd run (Nadelman kick), 13:49, 4 plays, 75 yards (1:11)  
USF 7 - Navy 0

**USF** - Johnson 23-yd run (Nadelman kick), 7:25, 7 plays, 47 yards (2:52)  
USF 14 - Navy 0

**USF** - Mack 85-yd run (Nadelman kick), 4:43  
1 play, 85 yards (0:13)  
USF 21 - Navy 0

**USF** - Dillon 41-yd pass from Flowers (Nadelman kick), 3:10, 2 plays, 46 yards (0:35)  
USF 28 - Navy 0

**2nd Quarter**

**NAVY** - Worth 4-yd run (Moehring kick), 14:56, 6 plays, 72 yards (3:14)  
USF 28 - Navy 7

**USF** - Flowers 1-yd run (Nadelman kick), 10:43, 12 plays, 68 yards (4:13)  
USF 35 - Navy 7

**NAVY** - Worth 1-yd run (Moehring kick), 6:34  
9 plays, 75 yards (4:09)  
USF 35 - Navy 14

**USF** - Valdes-Scantling 16-yd pass from Flowers (Nadelman kick), 1:52, 13 plays, 75 yards (4:42)  
USF 42 - Navy 14

**3rd Quarter**

**USF** - Nadelman 27-yd field goal, 8:03  
15 plays, 74 yards (5:24)  
USF 45 - Navy 14

**NAVY** - Worth 1-yd run (Moehring kick), 4:13  
8 plays, 70 yards (3:50)  
USF 45 - Navy 21

**4th Quarter**

**NAVY** - Gulley 3-yd run (conversion failed), 10:34, 16 plays, 99 yards (6:56)  
USF 45 - Navy 27

**USF** - Johnson 16-yd run (Nadelman kick), 9:22, 3 plays, 46 yards (1:12)  
USF 52 - Navy 27

**NAVY** - Gulley 2-yd run (conversion failed), 7:14, 6 plays, 72 yards (2:08)  
USF 52 - Navy 33

**NAVY** - Worth 2-yd run (conversion failed), 2:28, 7 plays, 67 yards (2:12)  
USF 52 - Navy 39

**NAVY** - Bonner 9-yd pass from Worth (0:00)  
8 plays, 85 yards (0:51)  
USF 52 - Navy 45

Team Statistics	Navy	USF
FIRST DOWNS	29	25
NET YARDS RUSHING	54-317	44-412
NET YARDS PASSING	299	217
Completions-Attempts-Int	15-27-1	20-30-0
TOTAL OFFENSE YARDS	616	629
PUNTS-YARDS	3-144	2-77
Punt returns: No-Yards-TD	1-6-0	1-31-0
Kickoff returns: No-Yds-TD	4-77-0	5-39-0
Interceptions: No-Yds-TD	0-0-0	1-0-0
Penalties: No-Yards	2-10	8-50
Fumbles: No-Lost	0-0	1-1
Sacks By: No-Yards	0-0	0-0
3rd-Down Conversions	8 of 13	12 of 16
4th-Down Conversions	1 of 2	0 of 0
Possession Time	33:01	26:59

**GAME 9: USF 52, 22/22 NAVY 45**

RAYMOND JAMES STADIUM • TAMPA, FLA.

OCT. 28, 2016 • 7 P.M. • ESPN2

NAVY 5-2, 4-1 • USF 7-2, 4-1

- Powered by a 42-point, 464-yard explosion in the first half, USF improved to 7-2 for the third time in program history and first since 2002.
- The Bulls set new top program marks with 412 rushing yards, three 100-yard rushers, 190 rushing yards in the first quarter and 279 rushing yards by halftime.
- USF set a new school single-season record with 32 rushing touchdowns, with five scores on the ground on Salute to Service night. The Bulls racked up four TD runs while finding the end zone on each of their first six drives of the game and seized the momentum by jumping out to a 28-0 lead in the opening quarter.
- Quarterback Quinton Flowers (Miami) rushed for 176 yards and two touchdowns on top of throwing for 219 yards and two scores.
- Marlon Mack (Sarasota) rushed for 125 yards and his performance included a career long 85-yard touchdown run.
- D'Ernest Johnson (Immokalee) ran for a career-high 107 yards with two touchdowns as fellow Immokalee native Edgerrin James looked on from the USF sideline.
- For the 11th time, USF has a player with a 10-touchdown season. Johnson scored his 10th touchdown this season with a 23-yard scoring run in the first quarter and added his 11th in the fourth quarter.
- USF gained 629 total yards, the third-highest total in program history. It was the sixth-most yards ever surrendered in Navy's football history.
- Rodney Adams had seven receptions for 54 yards. He has 109 career receptions (good for fifth on USF's all-time list) and 1,701 career receiving yards (good for second on USF's all-time list).
- Linebacker Auggie Sanchez had eight tackles, giving him 263 for his career, good for ninth-place on USF's all-time list.
- Cornerback Ronnie Hoggins had his second interception of the season and the fourth of his USF career.

**Quotable:**

"It was a great win for our football team. I'm really excited with the way our guys responded after last week. They came out and really executed very well offensively." – **Head coach Willie Taggart.**

**NAVY**

Rushing	Att	Yds	TD	Lg
Will Worth	28	129	4	17
Toneo Gulley	7	60	2	22
Chris High	10	53	0	15
Shawn White	3	32	0	13
C. Cass Jr.	5	31	0	9
D. Romine	1	12	0	12
Totals	54	317	6	22

Passing	Att	Cmp	Yds	TD	Int	Lg
Will Worth	25	15	299	1	1	43
Team	2	0	0	0	0	0
Totals	27	15	299	1	1	43

Receiving	No	Yds	TD	Lg
Jamir Tillman	4	76	0	43
D. Romine	3	61	0	42
C. Cass Jr.	3	56	0	37
Darryl Bonner	3	50	1	29
Toneo Gulley	1	42	0	42
Shawn White	1	14	0	14
Totals	15	299	1	43

Punting	No	Yds	Avg	Lg
Alex Barta	3	144	48.0	55
Totals	3	144	48.0	55

Punt Returns	No	Yds	Lg
C. Cass Jr	1	6	6
Totals	1	6	6

Kickoff Returns	No	Yds	Lg
D. Romine	4	77	25
Totals	4	77	25

**Defensive Leaders**

**Unassisted Tackles:** 7 - H. Sullivan

**Assisted Tackles:** 6 - H. Sullivan

**Total Tackles:** 13 - H. Sullivan

**Sacks:** 0

**USF**

Rushing	Att	Yds	TD	Lg
Quinton Flowers	13	176	2	63
Marlon Mack	11	125	1	85
D'Ernest Johnson	19	107	2	23
Brett Kean	1	4	0	4
Totals	44	412	5	85

Passing	Att	Cmp	Yds	TD	Int	Lg
Quinton Flowers	29	19	219	2	0	41
Brett Kean	1	1	-2	0	0	0
Totals	30	20	217	2	0	41

Receiving	No	Yds	TD	Lg
Rodney Adams	7	54	0	19
Tyre McCants	3	27	0	13
Marlon Mack	3	25	0	11
Marquez Valdes-Scantling	2	26	1	16
Elkanah Dillon	1	41	1	41
Mitchell Wilcox	1	23	0	23
D'Ernest Johnson	1	14	0	14
Chris Barr	1	9	0	9
Deangelo Antoine	1	-2	0	0
Totals	20	217	2	41

Punting	No	Yds	Avg	Lg
Jonathan Hernandez	2	77	38.5	43
Totals	2	77	38.5	43

Punt Returns	No	Yds	Lg
D'Ernest Johnson	1	31	31
Totals	1	31	31

Kickoff Returns	No	Yds	Lg
Mitchell Wilcox	2	39	26
Elkanah Dillon	2	0	0
Deatrick Nichols	1	0	0
Totals	5	39	26

**Defensive Leaders**

**Unassisted Tackles:** 5 - Nate Godwin

**Assisted Tackles:** 5 - Auggie Sanchez,

**Total Tackles:** 10 - Auggie Sanchez

**Sacks:** 0

**SCORING BY QUARTERS**

	1	2	3	4	F
<b>USF</b>	17	7	14	14	49
<b>Memphis</b>	3	14	14	11	42

**Attendance:** 37,218 **Time:** 3:39

**1st Quarter**

**USF** - Adams 49-yd pass Flowers (Behr kick), 12:51  
6 plays, 75 yards (2:09)  
USF 7 - Memphis 0

**USF** - Adams 92-yd run (Behr kick), 7:21  
2 plays, 96 yards (0:32)  
USF 14 - Memphis 0

**MEMPHIS** - Elliott 47-yd field goal, 4:43  
9 plays, 44 yards (2:32)  
USF 14 - Memphis 3

**2nd Quarter**

**MEMPHIS** - Ferguson 1-yd run (Elliott kick), 12:13  
13 plays, 91 yards (4:00)  
USF 14 - Memphis 10

**USF** - Flowers 48-yd run (Behr kick), 9:41  
7 plays, 82 yards (2:25)  
USF 21 - Memphis 10

**MEMPHIS** - Henderson 21-yd run (Elliott kick), 7:45  
7 plays, 75 yards (1:56)  
USF 21 - Memphis 17

**3rd Quarter**

**MEMPHIS** - Hurd 7-yd pass from Ferguson (Elliott kick), 12:17  
7 plays, 90 yards (2:36)  
Memphis 24 - USF 21

**USF** - Flowers 12-yd run (Behr kick), 10:00  
5 plays, 81 yards (1:28)  
USF 28 - Memphis 24

**MEMPHIS** - Montiel 1-yd pass from Ferguson (Elliott kick), 6:31  
8 plays, 61 yards (3:18)  
Memphis 31 - USF 28

**USF** - McCants 40-yd pass from Flowers (Behr kick), 2:40  
9 plays, 80 yards (3:44)  
USF 35 - Memphis 31

**4th Quarter**

**MEMPHIS** - Elliott 29-yd field goal, 14:48  
10 plays, 60 yards (3:46)  
USF 35 - Memphis 34

**USF** - Mack 4-yd run (Behr kick), 7:05  
7 plays, 67 yards (3:00)  
USF 42 - Memphis 34

**MEMPHIS** - Miller 57-yd pass from Ferguson (Mayhue pass from Ferguson), 6:46  
1 play, 57 yards (0:09)  
USF 42 - Memphis 42

**USF** - Flowers 22-yd run (Behr kick), 1:46  
10 plays, 78 yards (4:56)  
USF 49 - Memphis 42

<b>Team Statistics</b>	<b>USF</b>	<b>MEM</b>
FIRST DOWNS	30	29
NET YARDS RUSHING	50-416	44-412
NET YARDS PASSING	263	331
Completions-Attempts-Int	24-29-0	29-46-1
TOTAL OFFENSE YARDS	679	608
PUNTS-YARDS	3-112	3-140
Punt returns: No-Yds-TD	0-0-0	1-7-0
Kickoff returns: No-Yds-TD	4-69-0	7-174-0
Interceptions: No-Yds-TD	1-0-0	0-0-0
Penalties: No-Yards	7-75	6-60
Fumbles: No-Lost	1-0	2-0
Sacks By: No-Yards	0-0	0-0
3rd-Down Conversions	7 of 13	4 of 12
4th-Down Conversions	2 of 2	1 of 2
Possession Time	32:49	27:11

**GAME 10: USF 49, MEMPHIS 42**

**LIBERTY BOWL MEMORIAL STADIUM • MEMPHIS, TENN.**

**NOV. 12, 2016 • 7 P.M. • ESPNU**

**USF 8-2, 5-1 • MEMPHIS 6-4, 3-3**

- Quarterback Quinton Flowers put the exclamation mark on his historic night with a 22-yard touchdown run with 1:46 left that made the difference in USF's dramatic victory. USF is 8-2 for the first time since 2002.
- Quinton Flowers became the 14th play in FBS history - and first in American Athletic Conference history - to produce at least 200 passing yards and 200 rushing yards in a single game. Flowers broke a school record with 473 total yards and became the first Bull to post 2,000 passing yards and 1,000 rushing yards in a season.
- Flowers rushed for a career high and AAC record 210 yards and three touchdowns. The junior from Miami became the first QB from a Florida college to rush for 1,000 yards in a season.
- USF broke the program's single-game rushing record with 416 yards and totaled 679 yards, the second-most in school history. The Bulls extended their nation-leading streak of 30-plus points to 14 games and set a new school season record with 60 total touchdowns.
- Cornerback Deatrick Nichols (Miami) made the biggest defensive play of the game by breaking up a pass in the end zone on fourth-and-goal at the USF 3. Nichols also had an interception and finished with five tackles.
- Rodney Adams helped USF set the new season touchdown record (60) with a 92-yard scoring run in the first quarter that was the longest in Bulls history. The senior receiver from St. Petersburg caught eight passes for 115 yards, including a 49-yard touchdown to start the scoring, and had a career-best 270 all-purpose yards.
- Marlon Mack (Sarasota) rushed 15 times for 69 yards, giving him 3,275 rushing yards for his career, placing him 11th all-time on the list of Football Bowl Subdivision rushers in the state of Florida. He needs 57 yards to move past former Miami RB Ottis Anderson into 10th place.
- Overall, USF has won 14 of its last 18 games. USF has won 11 of its last 13 American Athletic Conference games. It's the first time for USF to go 11-2 in a span of 13 conference games.
- USF has scored 30 points or more in its last 14 games. That is the nation's longest current streak.
- USF had four scoring plays of 40-plus yards, giving the Bulls 30 over the past two seasons (23 games).

**Quotable:**

"Quinton is just playing at a high level right now. He's doing a great job of studying, I thought he had a great week of practice and it showed today. He was on fire." - **Head coach Willie Taggart.**

**USF**

<b>Rushing</b>	<b>Att</b>	<b>Yds</b>	<b>TD</b>	<b>Lg</b>
Quinton Flowers	20	210	3	48
Rodney Adams	3	86	1	92
Marlon Mack	15	69	1	13
D'Ernest Johnson	9	48	0	13
Tyre McCants	1	5	0	5
TEAM	2	-2	0	0
Totals	50	416	5	92

<b>Passing</b>	<b>Att</b>	<b>Cmp</b>	<b>Yds</b>	<b>TD</b>	<b>Int</b>	<b>Lg</b>
Quinton Flowers	29	24	263	2	0	49
Totals	29	24	263	2	0	49

<b>Receiving</b>	<b>No</b>	<b>Yds</b>	<b>TD</b>	<b>Lg</b>
Marlon Mack	9	61	0	14
Rodney Adams	8	115	1	49
Tyre McCants	3	46	1	40
Mitchell Wilcox	2	33	0	30
D'Ernest Johnson	1	10	0	10
Chris Barr	1	-2	0	0
Totals	24	263	2	49

<b>Punting</b>	<b>No</b>	<b>Yds</b>	<b>Avg</b>	<b>Lg</b>
Jonathan Hernandez	3	112	37.3	43
Totals	3	112	37.3	43

<b>Punt Returns</b>	<b>No</b>	<b>Yds</b>	<b>Lg</b>
Totals	0	0	0

<b>Kickoff Returns</b>	<b>No</b>	<b>Yds</b>	<b>Lg</b>
Rodney Adams	4	69	20
Totals	4	69	20

**Defensive Leaders**

**Unassisted Tackles:** 8 - Nate Godwin  
**Assisted Tackles:** 2 - Nate Godwin, Tajee Fullwood, Greg Reaves  
**Total Tackles:** 10 - Nate Godwin  
**Sacks:** 0

**MEMPHIS**

<b>Rushing</b>	<b>Att</b>	<b>Yds</b>	<b>TD</b>	<b>Lg</b>
D. Henderson	12	81	1	21
Patrick Taylor	9	79	0	35
D. Dorceus	10	76	0	22
Riley Ferguson	4	41	1	29
Totals	35	277	2	35

<b>Passing</b>	<b>Att</b>	<b>Cmp</b>	<b>Yds</b>	<b>TD</b>	<b>Int</b>	<b>Lg</b>
Riley Ferguson	46	29	331	3	1	57
Totals	46	29	331	3	1	57

<b>Receiving</b>	<b>No</b>	<b>Yds</b>	<b>TD</b>	<b>Lg</b>
Anthony Miller	10	153	1	57
Daniel Montiel	10	100	1	21
Phil Mayhue	2	24	0	16
Tony Pollard	2	20	0	12
D. Henderson	2	16	0	14
D. Dorceus	1	9	0	9
Daniel Hurd	1	7	1	7
Patrick Taylor	1	2	0	2
Totals	29	331	3	57

<b>Punting</b>	<b>No</b>	<b>Yds</b>	<b>Avg</b>	<b>Lg</b>
Spencer Smith	2	99	49.5	58
Riley Ferguson	1	41	41.0	41
Totals	3	140	46.7	58

<b>Punt Returns</b>	<b>No</b>	<b>Yds</b>	<b>Lg</b>
Anthony Miller	1	7	7
Totals	1	7	7

<b>Kickoff Returns</b>	<b>No</b>	<b>Yds</b>	<b>Lg</b>
Tony Pollard	7	174	36
Totals	7	174	36

**Defensive Leaders**

**Unassisted Tackles:** 11 - Curtis Akins  
**Assisted Tackles:** 1 - Chris Morley, Chaunce Lanier  
**Total Tackles:** 11 - Curtis Akins  
**Sacks:** 0



**SCORING BY QUARTERS**

	1	2	3	4	F
USF	14	7	7	7	35
SMU	7	7	10	3	27

Attendance: 18,417 Time: 3:31

**1st Quarter**

**USF** - Valdes-Scantling 77-yd pass from Flowers (Behr kick), 14:44  
1 play, 77 yards (0:16)  
USF 7 - SMU 0

**SMU** - Sutton 8-yd pass from Hicks (Williams kick), 12:09  
7 plays, 76 yards (2:30)  
USF 7 - SMU 7

**USF** - Mack 60-yd run (Behr kick), 10:08  
6 plays, 80 yards (1:53)  
USF 14 - SMU 7

**2nd Quarter**

**SMU** - Proche 43-yd pass from Freeman (Williams kick), 5:50  
12 plays, 97 yards (6:21)  
USF 14 - SMU 14

**USF** - McCants 28-yd pass from Flowers (Behr kick), 2:21  
1 play, 28 yards (0:08)  
USF 21 - SMU 14

**3rd Quarter**

**USF** - McCants 65-yd pass from Flowers (Behr kick), 13:40  
1 play, 65 yards (0:09)  
USF 28 - SMU 14

**SMU** - Sutton 54-yd pass from Hicks (Williams kick), 2:15  
7 plays, 87 yards (2:46)  
USF 28 - SMU 21

**SMU** - Williams 24-yd field goal, 00:48  
6 plays, 20 yards (1:18)  
USF 28 - SMU 24

**4th Quarter**

**USF** - Johnson 9-yd run (Behr kick), 13:09  
7 plays, 80 yards (2:33)  
USF 35 - SMU 24

**SMU** - Williams 21-yd field goal, 9:19  
5 plays, 56 yards (1:39)  
USF 35 - SMU 27

Team Statistics	USF	SMU
FIRST DOWNS	16	28
NET YARDS RUSHING	43-278	47-155
NET YARDS PASSING	195	423
Completions-Attempts-Int	7-15-1	26-42-2
TOTAL OFFENSE YARDS	473	578
PUNTS-YARDS	8-313	6-239
Punt returns: No-Yds-TD	2-18-0	1-2-0
Kickoff returns: No-Yds-TD	6-134-0	6-91-0
Interceptions: No-Yds-TD	2-24-0	1-4-0
Penalties: No-Yards	7-55	4-24
Fumbles: No-Lost	1-1	2-1
Sacks By: No-Yards	2-16	0-0
3rd-Down Conversions	2 of 12	8 of 17
4th-Down Conversions	1 of 1	0 of 1
Possession Time	23:49	36:11

**GAME 11: USF 35, SMU 27**

**GERALD J. FORD STADIUM • DALLAS, TEXAS**

**NOV. 19, 2016 • 7 P.M. • CBS SPORTS NETWORK**

**USF 9-2, 6-1 • SMU 5-6, 3-4**

- USF (9-2) matched the program's season wins record after the defense helped the Bulls hang onto a heart-pounding 35-27 victory at SMU Saturday night.
- USF improved to 9-2 for the fourth time in program history after stopping SMU on fourth-and-1 on the Bulls' 14 with 1:19 remaining. The Bulls finished with a 4-1 road record this regular season.
- Deatrick Nichols (Miami) tied his career high with two interceptions and grabbed his second with SMU inside the USF red zone, as the Bulls clung to a 35-27 lead with 4:56 left.
- USF set the school's season scoring record with 475 points, passing the previous top mark of 451 points posted in 2007 (13 games).
- Willie Taggart's Bulls extended their nation-leading streak of 30-plus point games to 15 and remained in a tie for first place in The American's East Division.
- USF's Gulf Coast Offense produced three one-play scoring drives, part of nine on the year, and its rushing attack produced 278 yards and two 100-yard rushers.
- Quinton Flowers (Miami) rushed for a game-high 142 yards and threw for 195 yards and three touchdowns, as he posted over 300 total yards for the third straight game and seventh time on the season.
- Flowers broke Matt Grothe's USF season total offense record of 3,542 yards with a 65-yard TD pass to Tyre McCants in the third quarter. McCants set new career high with 105 receiving and two touchdown catches. The sophomore from Niceville, Fla., has four TD catches in the past four games.
- Marlon Mack moved up two spots to ninth place on the state of Florida's career rushing list with 3,404 yards. The junior posted his sixth 100-yard rushing game of the season with 129 yards and a touchdown on 18 carries.
- Auggie Sanchez (St. Petersburg) tied his career high with 14 tackles. Tajee Fullwood (Tampa) set a career high with 12 tackles, while Khalid McGee (9) and Daniel Awoleke (8) also reached new top tackle marks.
- USF has won 15 of its last 19 games. USF has won 12 of its last 14 American Athletic Conference games. It's the first time for USF to go 12-2 in a span of 14 conference games.

**Quotable:**

"It's two weeks in a row, where (the defense) stepped up big for us, and that's good to see. Getting those takeaways was great for our guys. I'm really proud of those guys stepping up for us once again." - **Head coach Willie Taggart.**

**USF**

Rushing	Att	Yds	TD	Lg
Quinton Flowers	16	142	0	41
Marlon Mack	18	129	1	60
D'Ernest Johnson	7	11	1	9
TEAM	0	-4	0	0
Totals	43	278	2	60

Passing	Att	Cmp	Yds	TD	Int	Lg
Quinton Flowers	15	7	195	3	1	77
Totals	15	7	195	3	1	77

Receiving	No	Yds	TD	Lg
Tyre McCants	3	105	2	65
Marquez Valdes-Scantling	2	84	1	77
Rodney Adams	2	6	0	6
Totals	7	195	3	77

Punting	No	Yds	Avg	Lg
Jonathan Hernandez	8	313	39.1	57
Totals	8	313	39.1	57

Punt Returns	No	Yds	Lg
D'Ernest Johnson	2	18	11
Totals	2	18	11

Kickoff Returns	No	Yds	Lg
Rodney Adams	5	116	50
D'Ernest Johnson	1	18	18
Totals	6	134	50

**Defensive Leaders**

**Unassisted Tackles:** 8 - Khalid McGee  
**Assisted Tackles:** 8 - Auggie Sanchez  
**Total Tackles:** 14 - Auggie Sanchez  
**Sacks:** 1.5 - Bruce Hector

**SMU**

Rushing	Att	Yds	TD	Lg
Braeden West	29	120	0	13
Ke'Mon Freeman	15	49	0	9
Ben Hicks	3	-14	0	2
Totals	47	155	0	13

Passing	Att	Cmp	Yds	TD	Int	Lg
Ben Hicks	41	25	380	2	2	54
Ke'Mon Freeman	1	1	43	1	0	43
Totals	42	26	423	3	2	54

Receiving	No	Yds	TD	Lg
Courtland Sutton	13	252	2	54
Xavier Castille	5	61	0	16
James Proche	3	71	1	43
Braeden West	2	17	0	14
Ke'Mon Freeman	2	14	0	7
Shelby Walker	1	8	0	8
Totals	26	423	3	54

Punting	No	Yds	Avg	Lg
Jaime Sackville	6	239	39.8	53
Totals	6	239	39.8	53

Punt Returns	No	Yds	Lg
James Proche	1	2	2
Totals	1	2	2

Kickoff Returns	No	Yds	Lg
Kevin Thomas	6	91	20
Totals	6	91	20

**Defensive Leaders**

**Unassisted Tackles:** 5 - Kyran Mitchell  
**Assisted Tackles:** 3 - Kyran Mitchell  
**Total Tackles:** 8 - Kyran Mitchell  
**Sacks:** 0

**SCORING BY QUARTERS**

	1	2	3	4	F
UCF	7	7	10	7	31
USF	14	10	7	17	48

Attendance: 36,056 Time: 3:47

**1st Quarter**

**UCF** - Hamilton 3-yd run (Wright kick), 13:10  
6 plays, 60 yards (1:50)  
UCF 7 - USF 0

**USF** - Mack 43-yd run (Behr kick), 6:46  
5 plays, 67 yards (1:57)  
USF 7 - UCF 7

**USF** - Brown 22-yd fumble recovery return (Behr kick), 4:15  
USF 14 - UCF 7

**2nd Quarter**

**USF** - Behr 33-yd field goal (10:08)  
7 plays, 45 yards (2:09)  
USF 17 - UCF 7

**USF** - Mack 56-yd run (Behr kick), 5:36  
6 plays, 75 yards (2:08)  
USF 24 - UCF 7

**UCF** - Smith 72-yd pass from Payton (Wright kick), 5:14  
1 play, 72 yards (0:22)  
USF 24 - UCF 14

**3rd Quarter**

**USF** - Flowers 62-yd run (Behr kick), 14:04  
3 plays, 78 yards (0:56)  
USF 31 - UCF 14

**UCF** - Wright 37-yd field goal, 9:40  
11 plays, 65 yards (4:24)  
USF 31 - UCF 17

**UCF** - McGowan 3-yd run (Wright kick), 4:55  
8 plays, 44 yards (2:18)  
USF 31 - UCF 24

**4th Quarter**

**USF** - Flowers 24-yd run (Behr kick), 8:38  
1 play, 24 yards (0:07)  
USF 38 - UCF 24

**USF** - Behr 30-yd field goal (4:20)  
9 plays, 44 yards (4:00)  
USF 41 - UCF 24

**UCF** - Smith 41-yd pass from Holman (Wright kick), 2:50  
6 plays, 75 yards (1:30)  
USF 41 - UCF 31

**USF** - Johnson 1-yd run (Behr kick), 00:11  
4 plays, 8 yards (1:33)  
USF 48 - UCF 31

Team Statistics	UCF	USF
FIRST DOWNS	22	20
NET YARDS RUSHING	35-64	48-351
NET YARDS PASSING	338	152
Completions-Attempts-Int	28-47-2	17-26-0
TOTAL OFFENSE YARDS	402	503
PUNTS-YARDS	7-288	8-361
Punt returns: No-Yds-TD	4-23-0	1-0-0
Kickoff returns: No-Yds-TD	5-114-0	2-22-0
Interceptions: No-Yds-TD	0-0-0	2-19-0
Penalties: No-Yards	5-30	6-50
Fumbles: No-Lost	1-1	1-1
Sacks By: No-Yards	2-11	3-22
3rd-Down Conversions	5 of 17	4 of 16
4th-Down Conversions	1 of 3	1 of 1
Possession Time	27:43	32:17

**GAME 12: USF 48, UCF 31**

RAYMOND JAMES STADIUM • TAMPA, FLA.

NOV. 26, 2016 • NOON • CBS SPORTS NETWORK

UCF 6-6, 4-4 • USF 10-2, 7-1

- USF reached 10 wins for the first time in program history. The Bulls had nine victories in the regular season two other times — 2002 (9-2) and 2007 (9-4) USF also finished the 2006 season (9-4) with nine victories by winning its bowl game.
- USF (10-2, 7-1) rushed for 351 yards and five touchdowns while extending its nation-leading streak of 30-plus point games to 16.
- Quarterback Quinton Flowers set the program's new season rushing record with 1,425 yards after producing 152 yards and two scores on the ground. The junior from Miami also completed 17 of 26 passes for 152 yards to set a new USF record with eight 300-yard total offense games this season.
- USF had two 100-yard rushers for the fifth time this season. Marlon Mack finished with a season-high 155 yards after breaking off touchdown runs from 43 and 56 yards out. The junior from Sarasota became the first Bull, and only the third player in Florida collegiate history, to post three consecutive 1,000-yard rushing seasons.
- USF's defense also stepped up by forcing three turnovers. The takeaway train started rolling with Juwuan Brown's 22-yard fumble recovery return that spotted the Bulls a 14-7 lead in the first quarter.
- Interceptions by Auggie Sanchez (St. Petersburg) and senior Nate Godwin (Tampa) helped create a 10-point swing by the Bulls after UCF faced a 31-24 deficit in the fourth quarter.
- Senior Nigel Harris (Tampa) posted a game-high 11 tackles. Senior Daniel Awoleke (Lakeland) registered one of USF's three sacks while Kirk Livingstone (Fort Lauderdale) had a sack and two of the Bulls' seven tackles for loss. Impact plays by the defense helped limit UCF to five conversions on 17 third-down attempts.
- USF has won 17 of its last 21 games, while winning 13 of its last 15 games in the American Athletic Conference. It's the first 13-2 mark in a 15-game conference span in program history.
- USF has surpassed the 200-yard rushing mark in 18 of its last 20 games.. USF rushed for 351 yards overall, the fifth time this season it had a game of 300-plus-yards rushing.
- D'Ernest Johnson (Immokalee) capped off the scoring with a 1-yard touchdown run with 11 seconds left. The score helped the Bulls rack up 500 total yards and set the program's new record for total yards in a season (6,181).

**Quotable:**

"It was another great win for our guys. I'm really excited for our seniors to finish their last regular season game in Ray Jay with a victory. Not only with the victory, but for those guys to end their season with a 10-2 record, it's pretty darn big-time around here." — **Head coach Willie Taggart.**

**UCF**

Rushing	Att	Yds	TD	Lg
Jawon Hamilton	14	54	1	12
Taj McGowan	7	21	1	5
D. Wilson	1	4	0	4
Adrian Killins	5	1	0	5
Justin Holman	2	-8	0	0
M. Milton	6	-8	0	8
Totals	35	64	2	12

Passing	Att	Cmp	Yds	TD	Int	Lg
M. Milton	42	26	225	0	2	34
Justin Holman	3	1	41	1	0	41
Tristan Payton	2	1	72	1	0	72
Totals	47	28	338	2	2	72

Receiving	No	Yds	TD	Lg
Tre'Quan Smith	7	183	2	72
Jordan Akins	5	47	0	13
Taylor Oldham	4	23	0	10
Taj McGowan	3	28	0	13
Cam Stewart	3	23	0	10
Jawon Hamilton	3	21	0	13
D. Snelson	2	6	0	4
Jordan Franks	1	7	0	7
Totals	38	338	2	72

Punting	No	Yds	Avg	Lg
Caleb Houston	7	288	41.1	52
Totals	7	288	41.1	52

Punt Returns	No	Yds	Lg
Chris Johnson	4	23	15
Totals	4	23	15

Kickoff Returns	No	Yds	Lg
Hayden Jones	2	38	20
Adrian Killins	3	76	37
Totals	5	114	37

**Defensive Leaders**

**Unassisted Tackles:** 6 - Demeitre Brim, Tony Guerat  
**Assisted Tackles:** 3 - Errol Clarke  
**Total Tackles:** 8 - Demeitre Brim  
**Sacks:** 1.0 - Mark Rucker, Aaron Cochran

**USF**

Rushing	Att	Yds	TD	Lg
Marlon Mack	20	155	2	56
Quinton Flowers	20	152	2	62
D'Ernest Johnson	6	29	1	18
Rodney Adams	2	15	0	8
Totals	48	351	5	62

Passing	Att	Cmp	Yds	TD	Int	Lg
Quinton Flowers	26	17	152	0	0	32
Totals	26	17	152	0	0	32

Receiving	No	Yds	TD	Lg
Rodney Adams	9	78	0	25
D'Ernest Johnson	2	3	0	3
Mitchell Wilcox	1	32	0	32
Ryeshene Bronson	1	13	0	13
Marquez Valdes-Scantling	1	13	0	13
Darnell Salomon	1	8	0	8
Marlon Mack	1	8	0	8
Quinton Flowers	1	-3	0	0
Totals	17	152	0	32

Punting	No	Yds	Avg	Lg
Jonathan Hernandez	8	361	45.1	66
Totals	8	361	45.1	66

Punt Returns	No	Yds	Lg
D'Ernest Johnson	1	0	0
Totals	1	0	0

Kickoff Returns	No	Yds	Lg
Rodney Adams	1	22	22
Jaymon Thomas	1	0	0
Totals	2	22	22

**Defensive Leaders**

**Unassisted Tackles:** 7 - Nigel Harris  
**Assisted Tackles:** 4 - Nigel Harris, Auggie Sanchez, Deatrice Nichols  
**Total Tackles:** 11 - Nigel Harris  
**Sacks:** 1.0 - Daniel Awoleke, Kirk Livingstone





# GAME 13: #22 USF 46, SOUTH CAROLINA 39

LEGION FIELD • BIRMINGHAM, ALA.  
DEC. 29, 2016 • 2 P.M. • ESPN  
USF 11-2 • SOUTH CAROLINA 6-7

## SCORING BY QUARTERS

	1	2	3	4	OT	F
USF	15	14	10	0	7	46
S. CAROLINA	0	14	10	15	0	39

Attendance: 31,229 Time: 4:40

### First Quarter

USF - Flowers 4-yd run (Wilcox pass from Kean), 10:25  
Drive: 7 plays, 46 yards (2:26) (USF 8, SC 0)  
USF - Flowers 4-yd run, 4:26  
Drive: 11 plays, 80 yards (4:09) (USF 15, SC 0)

### Second Quarter

SC - Hurst 25-yd pass from Bentley, 14:02  
Drive: 4 plays, 81 yards (1:14) (USF 15, SC 7)  
USF - Flowers 1-yd run, 10:40  
Drive: 10 plays, 77 yards (3:22) (USF 22, SC 7)  
SC - Samuel 3-yd pass from Bentley, 1:12  
Drive: 10 plays, 73 yards (4:26) (USF 22, SC 14)  
USF - Johnson 37-yd pass from Flowers, 0:07  
Drive: 8 plays, 68 yards (1:05) (USF 29, SC 14)

### Third Quarter

SC - Samuel 4-yd run, 11:55  
Drive: 8 plays, 65 yards (3:05) (USF 29, SC 21)  
USF - Behr 21-yd field goal, 8:07  
Drive: 11 plays, 60 yards (3:48)  
USF - Fullwood 47-yd INT return, 7:06 (USF 39, SC 21)  
SC - Fry 43-yd field goal, 0:22  
Drive: 4 plays, 2 yards (1:32)

### Fourth Quarter

SC - Edwards 9-yd pass from Bentley, 9:41  
Drive: 9 plays, 77 yards (4:14) (USF 39, SC 31)  
SC - Turner 1-yd run (Hurst pass from Bentley), 1:11  
Drive: 3 plays, 2 yards (USF 39, SC 39)

### Overtime

USF - Dillon 25-yd pass from Flowers  
Drive: 1 play, 25 yards (USF 46, SC 39)

Team Statistics	USF	SC
First Downs	24	27
Rushes-Yards	48-208	34-91
Passing Yards	261	390
Comp-Att-Int	23-32-1	32-43-2
Total Yards	469	481
Punts-Avg.	4-41.5	2-44.0
Punt Returns	1-2	3-48
Kickoff Returns	4-102	4-97
Interception Returns	2-68-1	1-0
Penalties-Yards	5-50	3-35
Fumbles-Lost	3-1	4-3
Sacks By	5-35	0-0
3rd Down Conversions	7-17	4-13
4th Down Conversions	2-3	2-4
Time of Possession	28:03	31:57

- USF improved its all-time postseason record to 5-3 with its first bowl victory since defeating Clemson, 31-26, in overtime in the 2010 Meineke Car Care Bowl.
- USF extended its nation-leading streak to 17 games with at least 30 points, scoring a Birmingham Bowl record 46.
- USF punctuated the best-ever 16-game span in program history by improving to 14-2 in that time.
- USF improved to 10-1 all-time in overtime games and 2-0 in overtime bowl games.
- USF finished the season setting new program records with 569 points, 77 touchdowns, 6,650 total yards, 3,714 rushing yards and 47 rushing touchdowns.
- Junior QB Quinton Flowers finished the season with a program record 18 touchdown runs after finding the end zone three times on the ground against the Gamecocks, which also set a Birmingham Bowl record.
- Flowers finished off the top rushing season in USF history with 1,530 yards by posting 105 yards for his fifth straight 100-yard game. That string tied Marlon Mack for the most consecutive 100-yard games in school history.
- Quinton Flowers totaled more than 300 total yards (366) for the ninth time this season, another USF record. Flowers finished the season with a school-record 4,337 yards.
- Senior WR Rodney Adams set the program's new season receptions record with 67, passing Hugh Smith (62, 2002) on the list. Adams came into the game needing three catches to break the record and finished with seven receptions for 67 yards.
- Junior RB D'Ernest Johnson (Immokalee) set career highs with six catches for 95 yards. Johnson posted his fifth touchdown catch of the season from 37 yards out with seven seconds left in the first half.
- USF totaled a season-best five takeaways, with three fumble recoveries in the red zone.
- Junior S Tajee Fullwood returned his second interception of the season 47 yards for a touchdown in the third quarter.
- Khalid McGee finished with a career-high two fumble recoveries, two inside the Bulls' 5 yard-line. McGee tied with Auggie Sanchez for the team lead of nine tackles.
- With 120 total stops, Auggie Sanchez fell one tackle short of USF single-season record posting the second-best mark in USF history.
- Devin Abraham intercepted his first pass of the season and the fourth of his career in the first quarter.

## USF

Rushing	Att	Yds	TD	Lg
Quinton Flowers	21	105	3	24
Marlon Mack	13	50	0	13
D'Ernest Johnson	11	27	0	11
Rodney Adams	3	26	0	18

Passing	Att	Cmp	Yds	TD	Int	Lg
Quinton Flowers	32	23	261	2	1	37

Receiving	No	Yds	TD	Lg
Rodney Adams	7	67	0	21
D'Ernest Johnson	6	95	1	37
Tyre McCants	4	25	0	9
Elkanah Dillon	2	35	1	25
Marlon Mack	2	12	0	7
Marquez Valdes-Scantling	1	14	0	14
Mitchell Wilcox	1	13	0	13

Punting	No	Yds	Avg	Lg
Jonathan Hernandez	4	166	41.5	51

Punt Returns	No	Yds	Lg
D'Ernest Johnson	1	2	2

Kickoff Returns	No	Yds	Lg
D'Ernest Johnson	3	96	46
Tajee Fullwood	1	6	6

### Defensive Leaders

Total Tackles: 9 - Auggie Sanchez, Khalid McGee;  
Sacks: 2.0 - Bruce Hector; Tackles for Loss: 3.0 - Bruce Hector;  
Interceptions: 1 - Tajee Fullwood, Devin Abraham

## SOUTH CAROLINA

Rushing	Att	Yds	TD	Lg
Rico Dowdle	12	50	0	26
A.J. Turner	10	49	1	24
Deebo Samuel	1	4	1	4
TEAM	1	-3	0	0
Jake Bentley	10	-9	0	10

Passing	Att	Cmp	Yds	TD	Int	Lg
Jake Bentley	43	32	390	3	2	31

Receiving	No	Yds	TD	Lg
Deebo Samuel	14	190	1	28
Hayden Hurst	6	86	1	25
Bryan Edwards	6	71	1	31
A.J. Turner	3	23	0	14
Rico Dowdle	1	8	0	8
K.C. Crosby	1	7	0	7
Korey Banks	1	5	0	5

Punting	No	Yds	Avg	Lg
Michael Almond	2	88	44.0	48

Punt Returns	No	Yds	Lg
Chris Lammons	3	48	39

Kickoff Returns	No	Yds	Lg
Deebo Samuel	4	97	37

### Defensive Leaders

Total Tackles: 7 - Chris Lammons, D.J. Smith, T.J. Holloman;  
Sacks: None; Tackles for Loss: 1.0 - Dante Sawyer, Jonathan Walton, Marquavius Lewis; Interceptions: 1 - B. Allen-Williams





# 2017 USF FOOTBALL RECORDS



# WIN-LOSS, STREAKS, SHUTOUTS, COMEBACKS

## WIN-LOSS RECORDS

### All-Time Records

All-Time Games Played.....	239, in 20 seasons
Overall Record.....	136-103 (.569)
As FCS Member (1997-99).....	20-13 (.606)
As FBS Member (2000-Pres.).....	111-83 (.572)
As FBS Independent (2000-02).....	24-9 (.685)
As Conference USA Member (2003-04).....	11-11 (.500)
As BIG EAST Conference Member (2005-12).....	56-45 (.554)
As American Conference Member (2013-present).....	25-25 (.500)
Home Record.....	87-41 (.679)
Road Record.....	45-57 (.441)
Overtime Games.....	10-1 (.909)
Double-Overtime Games.....	4-0 (1.000)
Most Wins In A Season.....	11 (11-2, 2016)

### Conference Win-Loss Records

All Conference Games.....	41-55 (.427)
Most Conference Wins In Season.....	7 (7-1, 2016)
Conference USA.....	8-8 (.500)
BIG EAST.....	22-34 (.393)
The American.....	18-14 (.562)

### Bowl Records

Bowl Appearances.....	8
Consecutive Bowl Appearances.....	6 (2005-10)
Bowl Record.....	5-3
Meineke Car Care Bowl (2005, 2010).....	1-1
Papajohns.com Bowl (2006).....	1-0
Brut Sun Bowl (2007).....	0-1
MagicJack St. Petersburg Bowl (2008).....	1-0
International Bowl (2009).....	1-0
Miami Beach Bowl (2015).....	0-1
Birmingham Bowl (2016).....	1-0

## MILESTONES

First Game.....	9/6/97, vs. Kentucky Wesleyan (W, 80-3)
First Win.....	9/6/97, 80-3 vs. Kentucky Wesleyan
50th Win.....	11/8/03, 38-37 vs. East Carolina
100th Win.....	11/3/10, 28-27 vs. Rutgers
100th FBS Win.....	11/26/15, 44-3 at UCF

## STREAKS

### Longest Home Winning Streak

No.	1st Win	Last Win
21 games.....	9/2/00 - Jacksonville State	10/4/03 - Louisville

### Longest Winning Streaks (One Season)

No.	1st Win	Last Win
7 games.....	10/5/02 - North Texas	11/23/02 - Houston
6 games.....	9/1/07 - Elon	10/13/07 - UCF
5 games (4 times) Last.....	10/13/01 - Connecticut	11/24/01 - Utah St.
	10/28/16 - No. 22 Navy	12/29/16 - S. Carolina (Bowl)

### Longest Winning Streaks (Across Seasons)

8 games.....	11/25/06 - West Virginia	10/13/07 - UCF
	10/13/01 - Connecticut	9/7/02 - No. Illinois
6 games.....	12/20/08 - Memphis	10/3/09 - Syracuse
	11/22/97 - Davidson	10/10/98 - Elon

### Longest Losing Streak (One Season)

No.	1st Loss	Last Loss
6 games.....	10/26/12 - Louisville	10/27/12 - Rutgers
	9/13/12 - Rutgers	10/27/12 - Syracuse
4 games.....	8/31/13 - McNeese St.	9/28/13 - Miami
	9/29/11 - Pittsburgh	11/5/11 - Rutgers

### Longest Losing Streak (Across Seasons)

No.	1st Loss	Last Loss
6 games.....	11/17/12 - Miami	9/14/13 - FAU
4 games.....	11/20/04 - Cincinnati	9/3/05 - Penn St.

## SCORE MARGINS

### Largest OVERALL Margins of Victory

Margin	Score	Opponent	Date
77.....	80-3	vs. Kentucky Wesleyan	9/6/97
66.....	69-3	vs. Cumberland	11/7/98
59.....	59-0	vs. Charleston Southern	9/19/09
59.....	59-0	vs. Austin Peay	11/18/00
52.....	64-12	vs. UCF	10/13/07
51.....	51-0	vs. Valparaiso	9/12/98
50.....	56-6	vs. Charleston Southern	11/2/02

### Largest Deficits in Loss

39.....	3-42	at Arkansas	9/14/02
36.....	9-45	at Middle Tennessee	11/11/00
35.....	21-56	vs. Oregon (Sun Bowl)	12/31/07
34.....	7-41	at Southern Miss	10/7/00
33.....	16-49	vs. Rutgers	11/15/08

### Largest CONFERENCE GAME Margins of Victory

Margin	Score	Opponent	Date
41.....	44-3	at UCF	11/26/15
38.....	65-27	vs. Cincinnati	11/20/15
38.....	55-17	vs. Louisville	11/17/07
32.....	45-13	vs. Syracuse	10/18/08
31.....	41-10	vs. Syracuse	11/10/07
31.....	45-14	vs. Louisville	9/24/05

## SHUTOUTS

### Shutout Wins

Score	Opponent	Date
59-0	vs. Charleston Southern	9/19/09
27-0	at Syracuse	11/12/05
28-0	at Army	9/27/03
59-0	vs. Austin Peay	11/18/00
40-0	vs. Jacksonville State	9/2/00
28-0	vs. Liberty	10/9/99
24-0	at Charleston Southern	10/31/98
51-0	vs. Valparaiso	9/12/98
44-0	at Cumberland	11/8/97

### Shutout Losses

0-16	vs. UCF	11/28/14
0-31	at Rutgers	11/12/09
0-14	vs. NC State (Meineke Bowl)	12/31/05

## COMEBACKS

### Biggest Comebacks

Deficit	Opp.	Date	Last Trailing	Outcome
20 (27-7).....	at Tulsa	10/18/14	3rd - 13:34	Won, 38-30
17 (17-0).....	at Syracuse	9/17/16	2nd - 4:45	Won, 45-20
17 (20-3).....	vs. Kansas	9/12/08	3rd - 1:09	Won, 37-34
15 (21-6).....	at Nevada	9/8/12	4th - 0:38	Won, 32-31
14 (14-0).....	vs. New Haven	11/6/99	3rd - 10:53	Won, 41-27
13 (13-0).....	at SMU	11/15/14	4th - 8:02	Won, 14-13
13 (20-7).....	vs. FIU	9/9/06	4th - 2:33	Won, 21-20
11 (14-3).....	at Louisville	11/13/10	4th - 11:43	Won, 24-21 (OT)

### Largest Leads Lost

20 (23-3).....	vs. Syracuse	10/27/12	4th - 0:03	Loss, 36-37
17 (17-0).....	vs. WKU	10/17/98	4th - 10:42	Loss, 24-31
14 (21-7).....	vs. Army	10/16/04	4th - 12:22	Loss, 35-42
14 (21-7).....	vs. Troy State	9/25/99	3rd - 10:53	Loss, 24-41
12 (22-10).....	vs. Drake	9/20/97	4th - 8:34	Loss, 22-23
10 (10-0).....	at Pittsburgh	10/15/05	2nd - 11:06	Loss, 17-31
10 (17-7).....	at No. Illinois	8/30/01	4th - 4:12	Loss, 17-20

# USF FOOTBALL SEASON BY SEASON

Year	W-L-T	Conf	Top Rank	Bowl Game	Coach	Captains
<b>FCS - Independent</b>						
1997	5-6	NA			Jim Leavitt	Ivan Alicot, Anthony Henry, Lance Hoeltke, Demetrius Woods
1998	8-3	NA			Jim Leavitt	Ivan Alicot, Chad Barnhardt, Anthony Henry
1999	7-4	NA			Jim Leavitt	Jason Butler, Anthony Henry, Joey Sipp
<b>FBS - Independent</b>						
2000	7-4	NA			Jim Leavitt	Anthony Henry, Charlie Jackson, Roy Manns, Vassay Marc, Joey Sipp, Rafael Williams
2001	8-3	NA			Jim Leavitt	Jimmy Fitts, Joe Morgan, Derrick Rackard, Anthony Williams
2002	9-2	NA			Jim Leavitt	Marquel Blackwell, Chris Daley, Ryan Hearn, Kawika Mitchell
<b>Conference USA</b>						
2003	7-4	5-3			Jim Leavitt	Chris Iskra, Maurice Jones, J.R. Reed, Kevin Verpaele, Huey Whittaker
2004	4-7	3-5			Jim Leavitt	Javan Camon, Alex Herron, Derrick Sarosi, Lee Roy Selmon Jr.
<b>BIG EAST</b>						
2005	6-6	4-3			Jim Leavitt	Jason Allen, Andre Hall, Johnnie Jones, John Miller, Stephen Nicholas, Terrence Royal
2006	9-4	4-3			Jim Leavitt	S.J. Green, Pat Julmiste, Stephen Nicholas, Pat St. Louis
2007	9-4	4-3	2/3		Jim Leavitt	Mike Jenkins, Ben Moffitt, Trae Williams
2008	8-5	2-5	10/10		Jim Leavitt	Jake Griffin, Tyrone McKenzie, Carlton Williams, Marcus Edwards
2009	8-5	3-4	21/21		Jim Leavitt	Moise Plancher, Matt Gothe, George Selvie, Kion Wilson
2010	8-5	3-4			Skip Holtz	Jacquain Williams, Mistral Raymond, Sampson Genus
2011	5-7	1-6	16/14		Skip Holtz	B.J. Daniels, Chaz Hine, Jerrell Young, Quenton Washington
2012	3-9	1-6			Skip Holtz	Game-by-Game
<b>AMERICAN ATHLETIC</b>						
2013	2-10	2-6			Willie Taggart	Game-by-Game
2014	4-8	3-5			Willie Taggart	Reshard Cliett, Andre Davis, Marvin Kloss
2015	8-5	6-2			Willie Taggart	Mattias Ciabatti, Eric Lee, Sean Price
2016	11-2	7-1	19/19		Willie Taggart	Quinton Flowers, Auggie Sanchez

2017 USF FOOTBALL

- OUTLOOK
- PLAYERS
- COACHES
- REVIEW
- RECORDS**
- HISTORY
- USF
- MEDIA

## USF FOOTBALL IN THE RANKINGS

Date	AP	Coaches	Next Game
<b>2007</b>			
Week 3	23	24	W, 37-10 vs. North Carolina
Week 4	18	18	W, 21-13 vs. No. 5 West Virginia
Week 5	6	9	W, 35-23 at FAU
Week 6	5	5	W, 64-12 vs. UCF
Week 7	2	3	L, 27-30 at Rutgers
Week 8	11	12	L, 15-22 at UConn
Week 9	20	21	L, 33-38 vs. Cincinnati
Week 13	25	-	W, 48-37 at Pittsburgh
Week 14	22	23	L, 21-56 vs. Oregon (Sun Bowl)
<b>2008</b>			
Preseason	19	21	W, 56-7 vs. UT-Martin
Week 1	17	18	W, 31-24 at UCF
Week 2	19	18	W, 37-34 vs. No. 13/11 Kansas
Week 3	12	16	W, 17-9 at FIU
Week 4	13	14	W, 41-10 at N.C. State
Week 5	10	10	L, 21-26 at Pittsburgh
Week 6	19	20	Bye
Week 7	19	20	W, 45-13 vs. Syracuse
Week 8	14	14	L, 20-24 at Louisville
Week 9	24	23	L, 10-24 at Cincinnati
<b>2009</b>			
Week 5	23	24	Bye
Week 6	21	21	L, 17-34 vs. No. 8/9 Cincinnati
Week 10	23	24	L, 0-31 at Rutgers
<b>2011</b>			
Week 3	-	22	W, 37-7 vs. Ball State
Week 4	20	22	W, 70-17 vs. FAMU
Week 5	18	17	W, 52-24 vs. UTEP
Week 6	16	14	L, 17-44 at Pittsburgh

### 2016

Week 14	24	23	DNP
Week 15	25	22	W, 46-39 vs. South Carolina (Birmingham Bowl)
Final Season	19	19	

### RANKING SUPERLATIVES

Number of Weeks Ranked	29
Most Consecutive Weeks Ranked	10, 2008
Highest Ranking	No. 2, AP Poll, Week 7, Oct. 15, 2007
Weeks In Top 10 Rankings	4
Record When Ranked	15-10
Home Record When Ranked	9-3
Road Record When Ranked	5-6
Bowl Record When Ranked	1-1
Record vs. Ranked Opponents When Ranked	2-1



USF FOOTBALL STADIUM & ATTENDANCE HISTORY

2017 USF FOOTBALL



TAMPA STADIUM (1997-98)

STADIUM SUPERLATIVES

- First USF Game: W, 45-6 vs. The Citadel, Oct. 3, 1998
- USF Record in Home Games: 87-41 (.679)
- USF Record in Raymond James: 81-38 (.680)
- USF Record in Tampa Stadium: 6-3
- Seasons With Home Winning Record: 15 of 20
- Undefeated Home Seasons (3): 2000, 2001, 2002
- One Loss Home Seasons (7): 1998, 1999, 2005, 2006, 2007, 2015, 2016
- Best Home Record: 7-0, 2001

RAYMOND JAMES STADIUM (1998-present)

Raymond James Stadium opened on Sept. 20, 1998 and the Bulls began playing in the stadium that season. Home to the NFL's Tampa Bay Buccaneers, Raymond James Stadium has hosted two Super Bowls and was the site of the 2017 College Football National Championship game. Raymond James Stadium underwent a \$100 million renovation starting in the summer of 2016.

LARGEST HOME CROWDS

RANK	ATTENDANCE	OPPONENT	DATE	WINNER	SCORE
1.	69,383	Florida St.	9/29/12	FSU	30-17
2.	67,012	West Virginia	9/28/07	USF	21-13
3.	66,469	Miami	11/28/09	UM	31-10
4.	65,948	UCF	10/13/07	USF	64-12
5.	63,976	Cincinnati	10/15/09	UC	34-17
6.	61,665	Florida State	9/24/16	FSU	55-35
7.	58,755	Kansas	9/12/08	USF	37-34
8.	57,379	Cincinnati	11/3/07	UC	38-33
9.	57,288	Louisville	11/17/07	USF	55-17
10.	56,328	West Virginia	10/30/09	USF	30-19
11.	51,384	Syracuse	10/18/08	USF	45-13
12.	50,307	Pittsburgh	10/2/08	Pitt	26-21
13.	49,388	Louisville	11/21/09	USF	34-22
14.	49,212	Kentucky Wesleyan	9/6/97*	USF	80-3
15.	48,058	UT-Martin	8/30/08	USF	56-7
16.	47,216	Rutgers	11/15/08	RU	49-16
17.	45,274	West Virginia	12/3/05	WVU	28-13
18.	45,139	UCF	9/17/05	USF	31-14
19.	44,219	Rutgers	9/13/12	RU	23-13
20.	43,122	Florida A&M	9/10/05	USF	37-3

\*Tampa Stadium

MEETINGS OF RANKED TEAMS AT RAY JAY

YEAR	USF RANK	OPPONENT	DATE	WINNER	SCORE
2007	#18/18	USF	.....#5/5 West Virginia... Sept. 28, 2007	USF	21-13
2008	#19/18	USF	.....#11/13 Kansas..... Sept. 12, 2008	USF	37-34
2009	#21/21	USF	.....#8/9 Cincinnati..... Oct. 15, 2009	Cincinnati	34-17

USF'S TOP HOME ATTENDANCE SEASONS

BY AVERAGE ATTENDANCE

RANK	AVERAGE	YEAR	GAMES	ATTENDANCE
1.	53,170	2007	6	319,019
2.	52,553	2009	6	315,319
3.	49,690	2008	6	298,142
4.	44,550	2011	7	311,848
5.	44,130	2012	6	264,780
6.	40,849	2010	7	285,946
7.	38,865	2005	5	194,325
8.	37,539	2016	7	262,772
9.	34,702	2013	7	242,911
10.	33,038	1997	7	231,271
11.	30,694	2014	7	214,861
12.	30,511	2003	6	183,069
13.	30,222	2006	6	181,333
14.	27,143	1998	7	190,002
15.	27,060	2004	6	162,361

BY TOTAL ATTENDANCE

RANK	ATTENDANCE	GAMES	YEAR
1.	319,019	6	2007
2.	315,319	6	2009
3.	311,848	7	2011
4.	298,142	6	2008
5.	285,946	7	2010
6.	264,780	6	2012
7.	262,772	7	2016
8.	242,911	7	2013
9.	231,271	7	1997
10.	214,861	7	2014
11.	194,325	5	2005
12.	190,002	7	1998
13.	183,069	6	2003
14.	181,333	6	2006
15.	180,737	7	2001

# USF FOOTBALL ATTENDANCE

## USF HOME ATTENDANCE YEAR-BY-YEAR

YEAR	GAMES	ATTENDANCE	AVERAGE	H RECORD
1997	7	231,271	33,038	4-3
1998	7	190,002	27,143	6-1
1999	7	175,371	25,053	6-1
2000	6	158,486	26,414	6-0
2001	7	180,737	25,820	7-0
2002	6	157,826	26,304	6-0
2003	6	183,069	30,511	4-2
2004	6	162,361	27,060	2-4
2005	5	194,325	38,865	4-1
2006	6	181,333	30,222	5-1
2007	6	319,019	53,170	5-1
2008	6	298,142	49,690	4-2
2009	6	315,319	52,553	4-2
2010	7	285,946	40,849	5-3
2011	7	311,848	44,550	3-4
2012	6	264,780	44,130	2-4
2013	7	242,911	34,702	1-6
2014	7	214,861	30,694	2-5
2015	6	159,468	26,578	5-1
2016	7	262,772	37,539	6-1

## LARGEST ROAD CROWDS

RANK	ATTENDANCE	OPPONENT	DATE	WINNER	SCORE
1.	99,235	at Penn State	9/3/05	PSU	23-13
2.	90,612	at Florida	9/11/10	UF	38-14
3.	83,524	at FSU	9/26/09	USF	17-7
4.	82,617	at Auburn	9/8/07	USF	26-23 (OT)
5.	80,795	at Notre Dame	9/3/11	USF	23-20
6.	78,900	at South Carolina	9/18/04	USC	34-3
7.	78,111	at Wisconsin	9/27/14	WISC	27-10
8.	76,780	at Alabama	8/30/03	UA	40-17
9.	74,432	at Oklahoma	9/28/02	OU	31-14
10.	72,811	at Florida State	9/12/15	FSU	34-14

## USF'S TOP TOTAL ATTENDANCE SEASONS

### BY AVERAGE ATTENDANCE

RANK	AVERAGE	YEAR	GAMES	ATTENDANCE
1.	45,693	2011	12	548,323
2.	45,635	2009	13	593,258
3.	44,320	2007	13	576,171
4.	42,247	2010	13	549,218
5.	41,448	2008	13	538,825
6.	41,386	2005	12	496,640
7.	38,123	2013	12	457,477
8.	36,665	2012	12	439,984
9.	35,367	2003	11	389,041
10.	34,075	2016	13	442,912
11.	32,986	2014	12	395,838
12.	32,461	2006	13	422,001
13.	32,343	2015	13	420,464
14.	31,805	2002	11	349,862
15.	30,851	2004	11	339,368

### BY TOTAL ATTENDANCE

RANK	ATTENDANCE	GAMES	YEAR
1.	593,258	13	2009
2.	576,171	13	2007
3.	549,218	13	2010
4.	548,323	12	2011
5.	538,825	13	2008
6.	496,640	12	2005
7.	457,477	12	2013
8.	442,912	13	2016
9.	439,984	12	2012
10.	422,001	13	2006
11.	420,464	13	2015
12.	395,838	12	2014
13.	389,041	11	2003
14.	349,862	11	2002
15.	339,368	11	2004

# RAYMOND JAMES STADIUM RECORDS (USF GAMES)

## SCORING

### TEAM:

USF: 70, vs. Florida A&M, 9/17/11  
 OPPONENT: 55, Florida State, 9/24/16

### INDIVIDUAL POINTS:

USF: 24, 4 players, last Marlon Mack (4TD) vs. W. Carolina, 8/30/14  
 OPPONENT: 30, Carlton Jones, Army, 10/16/04

### INDIVIDUAL TOUCHDOWNS:

USF: 4, 4 players, last Marlon Mack vs. W. Carolina, 8/30/14  
 OPPONENT: 5, Carlton Jones, Army, 10/16/04

## TOTAL YARDS

### TEAM:

USF: 745, vs. Florida A&M, 9/17/11  
 OPPONENT: 616, vs. Navy, 10/28/16

### INDIVIDUAL ALL-PURPOSE:

USF: 281, D'Ernest Johnson, vs. Cincinnati, 11/20/15  
 OPPONENT: 267, Dalvin Cook, Florida State, 9/24/16

### INDIVIDUAL TOTAL OFFENSE:

USF: 463, B.J. Daniels vs. Cincinnati, 10/22/11  
 OPPONENT: 402, Tyler Palko, Pittsburgh, 12/4/04

## RUSHING

### TEAM:

USF: 412, Navy, 10/28/16  
 OPPONENT: 478, Florida State, 9/24/16

### INDIVIDUAL:

USF: 275, Marlon Mack vs. W. Carolina, 8/30/14  
 OPPONENT: 267, Dalvin Cook, Florida State, 9/24/16  
 TD RUNS: 5, Carlton Jones, Army, 10/16/04

## PASSING

### TEAM:

USF: 477, vs. Florida A&M, 9/17/11  
 OPPONENT: 422, Pittsburgh, 12/4/04

### INDIVIDUAL:

USF: 409, B.J. Daniels, vs. Cincinnati, 10/22/11  
 OPPONENT: 411, Tyler Palko, Pittsburgh, 12/4/04  
 TD PASSES: 5, Tyler Palko, Pittsburgh, 12/4/04

## RECEIVING

### INDIVIDUAL:

USF: 147, Rodney Adams, vs. Temple, 11/14/15  
 OPPONENT: 221, Kevin Curtis (11 catches), Utah State, 11/24/01  
 TD CATCHES: 3, Greg Lee, Pittsburgh, 12/4/04



TEAM GAME RECORDS OFFENSE

2017 USF FOOTBALL

**RUSHING**

Most attempts.....	66	vs. UCF	9/17/05
Fewest attempts.....	15	at Arkansas	9/14/02
Most net yards.....	416	at Memphis	11/12/16
Fewest net yards.....	5	vs. UCF	11/28/14
Highest avg. yards per rush.....	9.4	vs. Navy	10/28/16
Fewest avg. yards per rush.....	0.22	vs. UCF	11/28/14
Rushing TDs.....	8	vs. Kentucky Wesleyan	9/6/97

**PASSING**

Most pass attempts.....	65	at Pittsburgh	9/8/01
Fewest pass attempts.....	10	vs. Louisville	9/24/05
Most pass completions.....	48	vs. Cincinnati	10/22/11
Fewest pass completions.....	3	at Louisville	10/22/04
.....	3	vs. Charl. Southern	10/18/03
Highest completion pct. (min. 10).....	84.0	vs. Wofford (21-25)	9/5/09
Lowest completion pct. (min. 10).....	14.3	at Louisville (3-21)	10/22/04
Most yards.....	477	vs. Florida A&M	9/17/11
Fewest yards.....	57	vs. Western Kentucky	9/26/10
Highest avg. yards per comp. (min. 5).....	26.9	at Florida State	9/26/09
Lowest avg. yards per comp. (min. 5).....	6.3	at Miami	10/1/05
Highest avg. yards per att. (min. 10).....	17.9	at Cincinnati	10/22/10
Lowest avg. yards per att. (min. 10).....	3.2	at Louisville	10/22/04
.....	3.2	vs. Cincinnati	10/31/03
Most TD passes.....	5	vs. Cincinnati	11/20/15
.....	5	vs. UCF	10/13/07
.....	5	at East Carolina	10/19/02
Most passes had intercepted.....	5	vs. UAB	11/22/03
Most sacks allowed.....	10	vs. TCU	10/10/03

**TOTAL OFFENSE**

Most plays.....	97	at Pittsburgh	9/8/01
Fewest plays.....	46	at Pittsburgh	10/24/09
Most yards.....	745	vs. Florida A&M	9/17/11
Fewest yards.....	117	vs. Pittsburgh	12/1/12
Highest avg. yards per play.....	9.3	vs. Valparaiso	9/12/98
Lowest avg. yards per play.....	2.1	vs. TCU	10/10/03

**USF'S TOP TOTAL OFFENSE GAMES**

RANK	YARDS	OPPONENT	DATE
1.	745	vs. Florida A&M	9/17/11
2.	679	at Memphis	10/28/16
3.	658	vs. Northern Illinois	9/10/16
4.	629	vs. Navy	10/28/16
5.	597	Western Kentucky (Bowl Game)	12/21/15
6.	582	vs. Syracuse	10/10/07
7.	580	vs. Liberty	10/27/11
8.	575	vs. UTEP	9/24/11
9.	572	at Nevada	9/8/12
	572	vs. Kentucky Wesleyan	9/6/97
11.	563	vs. Stony Brook	9/4/10
12.	561	vs. Cincinnati	11/20/15
13.	556	vs. East Carolina	10/8/16
	556	vs. Temple	11/14/15
	556	vs. Florida A&M	9/5/15
16.	547	vs. Charleston Southern	9/19/09
17.	543	vs. UCF	10/13/07
18.	540	vs. Austin Peay	11/18/00
19.	538	vs. Louisville	11/21/09
20.	529	vs. UConn	10/15/16

**SCORING**

Consecutive 35+ Point Games.....	11	Nov. 14, 2015 through Oct. 15, 2016
Consecutive 30+ Point Games.....	17	Nov. 14, 2015 to (ongoing entering 2017)
Most points (game).....	80	vs. Kentucky Wesleyan
Most Points (conference game).....	65	vs. Cincinnati
(American Conf. game).....	65	vs. Cincinnati
(BIG EAST game).....	55	vs. Louisville
(C-USA game).....	45	at UAB
.....	45	at TCU (2 OT)
Most points (in a loss).....	36	vs. Syracuse
Most points (in a half).....	51	vs. Cincinnati
(1st half).....	51	vs. Cincinnati
(2nd half).....	49	vs. Cumberland
Most points (in a quarter).....	28	8 times
(1st quarter).....	28	vs. Navy
.....	28	vs. UT-Martin
(2nd quarter).....	28	vs. Florida A&M
.....	28	vs. Memphis
.....	28	vs. Liberty
(3rd quarter).....	28	vs. Cumberland
.....	28	vs. Kentucky Wesleyan
(4th quarter).....	28	at UAB
Most touchdowns.....	11	vs. Kentucky Wesleyan
Fewest touchdowns.....	0	16 times (Last: vs. UCF, 16-0)
Most PATs.....	11	vs. Kentucky Wesleyan
Most 2-point conversions.....	2	vs. UAB
.....	2	vs. Georgia Southern
Most field goals.....	5	vs. Syracuse
Most safeties allowed.....	1	7 times (Last vs. UCF)

**ALL-TIME TOP SCORING GAMES (50+ Points)**

1.	80	vs. Kentucky Wesleyan	Tampa Stadium	9/6/97
2.	70	vs. Florida A&M	Raymond James Stadium	9/17/11
3.	69	vs. Cumberland	Raymond James Stadium	11/7/98
4.	68	vs. Liberty	Raymond James Stadium	10/27/01
5.	65	vs. Cincinnati	Raymond James Stadium	11/20/15
6.	64	vs. UCF	Raymond James Stadium	10/13/07
7.	59	vs. Charleston Southern	Raymond James Stadium	9/19/09
	59	vs. Austin Peay	Raymond James Stadium	11/18/00
9.	56	vs. Towson	Raymond James Stadium	9/3/16
	56	vs. UT-Martin	Raymond James Stadium	8/30/08
11.	55	vs. Louisville	Raymond James Stadium	11/17/07
	55	vs. Charleston Southern	Raymond James Stadium	10/18/03
13.	54	vs. UTEP	Raymond James Stadium	9/24/11
14.	52	vs. Navy	Raymond James Stadium	10/28/16
15.	51	vs. Florida Atlantic	Raymond James Stadium	8/29/02
	51	vs. Valparaiso	Tampa Stadium	9/12/98

**FIRST DOWNS**

Most total.....	39	vs. Florida A&M	9/17/11
Fewest total.....	7	at Rutgers	11/12/09
.....	7	at Southern Miss.	10/7/00
Most by rushing.....	19	vs. UCF	9/17/05
Most by passing.....	22	vs. Cincinnati	11/3/07
Most by penalty.....	8	at TCU (OT)	9/25/04

**THIRD DOWNS**

Most attempts.....	22	at Pittsburgh	9/8/01
Fewest attempts.....	8	vs. Wofford	9/5/09
.....	8	vs. Cumberland	11/7/98
Most conversions.....	13	at TCU (OT)	9/25/04
Fewest conversions.....	1	5 times (Last: vs. Louisville)	10/26/13
Highest conversion pct.....	78.5 (11/14)	vs. Cincinnati	11/20/15
Lowest conversion pct.....	7.1	vs. SW Texas (1-14)	9/11/99

**FOURTH DOWNS**

Most attempts.....	5	5 times (Last: vs. McNeese St.)	8/31/13
Most conversions.....	5	vs. East Carolina	12/23/06
Highest conversion pct.....	1.000	11 times (Last: vs. Memphis, 3-3)	11/22/14

TEAM GAME RECORDS OFFENSE

TIME OF POSSESSION

Longest.....	39:45	vs. UCF.....	9/17/05
Shortest.....	17:43	vs. Liberty.....	10/27/01

PENALTIES

Most penalties.....	18	vs. Cincinnati.....	11/19/05
.....	18	at TCU (OT).....	9/25/04
Fewest penalties.....	1	at Cincinnati.....	11/23/12
Most penalty yards.....	164	at TCU (OT).....	9/25/04
Fewest penalty yards.....	5	at Cincinnati.....	11/23/12

TURNOVERS

Most turnovers.....	8	vs. Cincinnati.....	10/3/07
Most fumbles.....	6	vs. SW Texas.....	9/11/99
Most fumbles lost.....	4	vs. SW Texas.....	9/11/99
Most interceptions.....	7	at Houston.....	11/23/02

PUNTING

Most punts.....	12	at Oklahoma.....	9/28/02
Most yards.....	457	at Oklahoma.....	9/28/02
Highest avg. per punt (min. 3).....	49.7	at James Madison.....	10/30/99
Fewest punts.....	0	vs. Charleston Southern.....	9/19/09
.....	0	vs. Austin Peay.....	11/18/00
Fewest yards.....	0.0	vs. Charleston Southern.....	9/19/09
.....	0.0	vs. Austin Peay.....	11/18/00
Lowest avg. per punt (min. 3).....	22.8	at UCF.....	9/16/06
Most punts blocked.....	1	13 times (Last: vs. N.C. State).....	9/13/14

PUNT RETURNS

Most returns.....	10	vs. UT-Martin.....	8/30/08
Most return yards.....	226	vs. UT-Martin.....	8/30/08
Fewest return yards.....	-7	at Western Kentucky.....	9/12/09
Highest avg. return yards (min. 3).....	50.3	vs. Utah St.....	11/24/01
Lowest avg. return yards (min. 3).....	-1.7	vs. Ball St.....	9/10/11

KICKOFF RETURNS

Most returns.....	8	vs. Pittsburgh.....	9/29/11
.....	8	vs. Ball St.....	9/10/11
.....	8	vs. Middle Tennessee.....	11/11/00
Most return yards.....	222	at Navy.....	10/31/15
Fewest return yards.....	0	6 times (Last: at Syracuse).....	11/12/05
Highest avg. return yards (min. 3).....	45.25	Cincinnati.....	11/20/15
Fewest avg. return yards (min. 3).....	5.7	vs. Western Kentucky.....	11/4/00

- OUTLOOK
- PLAYERS
- COACHES
- REVIEW
- RECORDS**
- HISTORY
- USF
- MEDIA





TEAM GAME RECORDS DEFENSE

2017 USF FOOTBALL

RUSHING

Fewest attempts allowed	17	vs. Charleston Southern	9/19/09
	17	vs. Syracuse	11/10/07
Most attempts allowed	69	at Navy	10/31/15
Fewest net yards	-52	vs. Charleston Southern	10/18/03
Most net yards	478	vs. Florida State	9/24/16
Fewest avg. yards per rush	-1.6	vs. Charleston Southern	10/18/03
Highest avg. yards per rush	10.8	at Wisconsin	9/27/14
Rushing TDs allowed	6	vs. Florida State	9/24/16
	6	vs. Navy	10/28/16

PASSING

Fewest pass attempts allowed	3	vs. Cumberland	11/7/98
Most pass attempts allowed	67	vs. Western Carolina	8/30/14
Fewest pass completions allowed	0	vs. Cumberland	11/7/98
Most pass completions allowed	46	vs. Western Carolina	8/30/14
Lowest completion pct. (min. 10)	20.0	vs. Liberty (5-25)	10/9/99
Highest completion pct. (min. 10)	81.1	at Cincinnati (30-37)	11/20/04
Fewest yards allowed	0	vs. Cumberland	11/7/98
Most yards allowed	519	at Cincinnati	10/22/10
Lowest avg. yards per comp. (min. 5)	4.6	vs. Valparaiso	9/12/98
Highest avg. yards per comp. (min. 5)	22.3	at South Carolina	9/18/04
Lowest avg. yards per att. (min. 10)	1.3	vs. Valparaiso	9/12/98
Highest avg. yards per att. (min. 10)	16.3	vs. Northern Illinois	9/7/02
Most TD passes allowed	5	vs. Pittsburgh	12/4/04
Most interceptions	7	at Houston	11/23/02
Most sacks	7	vs. UConn	10/15/11
	7	vs. FAU	10/2/10
	7	vs. Syracuse	11/11/06
	7	vs. FAU	8/29/02
	7	vs. Kentucky Wesleyan	9/6/97

TOTAL DEFENSE

Most plays allowed	105	at Syracuse	9/17/16
Fewest plays allowed	46	vs. Pittsburgh	11/4/06
	46	vs. Florida A&M	9/10/05
Most yards allowed	647	vs. Florida State	9/24/16
Fewest yards allowed	74	vs. Kentucky Wesleyan	9/6/97
Highest avg. yards per play allowed	7.8	vs. Florida State	9/24/16
Lowest avg. yards per play allowed	1.3	vs. SW Texas State	9/11/99
	1.3	vs. Kentucky Wesleyan	9/6/97

USF'S TOP 10 TOTAL DEFENSE GAMES

RANK	YARDS	OPPONENT	DATE
1.	74	vs. Kentucky Wesleyan	9/6/97
2.	75	vs. SW Texas State	9/11/99
3.	76	vs. Charleston Southern	11/2/02
4.	85	vs. Florida A&M	9/10/05
5.	93	vs. Valparaiso	9/12/98
6.	97	vs. UT-Martin	8/30/08
7.	111	vs. Davidson	11/22/97
8.	117	vs. Austin Peay	11/18/00
9.	133	vs. Southern Utah	10/20/01
10.	134	vs. Charleston Southern	10/18/03

SCORING

Fewest points allowed (game)	0	9 times (Last time: CSU)	9/19/09
Most points allowed (game)	56	vs. Oregon	12/31/07
Most points allowed (in a win)	45	vs. Navy	10/28/16
Fewest points allowed (conference game)	0	at Army (C-USA)	9/27/013
(American Conference game)	3	at UCF	11/26/15
(BIG EAST game)	0	at Syracuse	11/12/05
(C-USA game)	0	at Army	9/27/03
Most points allowed (conference game)	49	vs. Rutgers (BIG EAST)	11/15/08
(American Conference game)	46	at Temple	10/21/16
(BIG EAST game)	49	vs. Rutgers	11/15/08
(C-USA game)	45	at Cincinnati	11/20/04
Most touchdowns allowed	7	4 times, last Florida State	9/24/16

SCORING

Fewest touchdowns allowed	0	18 times, Last at UCF	11/26/15
Most PATs allowed	7	Three times, last Florida State	9/24/16
Most 2-point conversions allowed	1	Six times, Last at Rutgers	11/12/09
Most field goals allowed	3	14 times, Last vs. Temple	11/14/15
Most safeties	1	Nine times, Last vs. Rutgers	11/3/10

FIRST DOWNS

Fewest total allowed	4	vs. Florida A&M	9/10/05
	4	vs. Charleston Southern	11/2/02
Most total allowed	33	vs. Syracuse	10/27/12
	33	at Arkansas	9/14/02
Fewest by rushing allowed	1	Six times (Last vs. Florida A&M)	9/17/11
Fewest by passing allowed	0	vs. Cumberland	11/7/98
	0	at Cumberland	11/8/97

THIRD DOWNS

Fewest attempts forced	9	vs. UConn	9/19/14
	9	at Penn State	9/3/05
Most attempts forced	24	at Syracuse	9/17/16
	24	at East Carolina	11/8/03
Fewest conversions allowed	0	vs. UConn	9/19/14
	0	vs. Florida A&M	9/10/05
	0	at Memphis	9/22/01
Most conversions allowed	12	at Syracuse	9/17/16
	12	at East Carolina	11/8/03
Lowest conversion pct. allowed	0.0	vs. Florida A&M (0-13)	9/10/05
	0.0	at Memphis (0-11)	9/22/01
Highest conversion pct. allowed	68.8	vs. N.C. State (11-16)	9/13/14
	68.8	at Pittsburgh (11-16)	10/24/09

FOURTH DOWNS

Most attempts	6	vs. Towson	9/3/16
	6	vs. Wofford	9/5/09
Most conversions	5	vs. Towson	9/3/16
Highest conversion pct.	100.0	at Cincinnati (3-3)	10/24/14
	100.0	Southern Miss (2-2)	10/12/02
	100.0	Northern Illinois (2-2)	8/30/01
	100.0	Southern Miss (2-2)	10/7/00

TIME OF POSSESSION

Longest allowed	42:17	vs. Liberty	10/27/01
Shortest allowed	16:54	at UCF	11/26/15

PENALTIES BY OPPONENT

Most penalties	15	vs. Louisville	9/24/05
Fewest penalties	1	vs. Houston	11/1/14
	1	at Rutgers	11/12/09
	1	vs. Davidson	11/22/97
Most penalty yards	158	at Utah	10/6/01
Fewest penalty yards	5	vs. Houston	11/1/14
	5	vs. Davidson	11/22/97

TURNOVERS

Most turnovers forced	7	at Syracuse	10/3/07
	7	vs. Louisville	11/17/07
	7	vs. Houston	11/23/02
Most fumbles forced	7	vs. Maryland	9/6/14
	7	at Cumberland	11/8/97
Most fumbles recovered	4	vs. Maryland	9/6/14
	4	at Florida State	9/26/09
	4	at Troy State	9/25/99
	4	vs. Cumberland	11/7/98
Most interceptions	7	at Houston	11/23/02

TEAM GAME RECORDS DEFENSE

PUNTING

Most punts forced.....	11	vs. Northern Illinois.....	9/10/16
.....	11	vs. UCF.....	10/13/07
.....	11	vs. SW Texas State.....	9/11/99
.....	11	vs. Valparaiso.....	9/12/98
Most yards allowed.....	488	vs. Southwest Texas.....	9/11/99
Highest avg. per punt (min. 3) allowed.....	51.7	vs. Cincinnati.....	10/5/13
Fewest punts forced.....	0	at Pittsburgh.....	10/24/09
.....	0	vs. Georgia Southern.....	11/15/97
Fewest yards allowed.....	0.0	at Pittsburgh.....	10/24/09
.....	0.0	vs. Georgia Southern.....	11/15/97
Lowest avg. per punt (min. 3) allowed.....	22.7	vs. Cumberland.....	11/7/98
Most punts blocked.....	2	vs. Cumberland.....	11/7/98

PUNT RETURNS

Most returns against.....	7	at Northern Illinois.....	8/30/01
Most return yards allowed.....	150	at Oklahoma.....	9/28/02
Fewest return yards allowed.....	-7	at Pittsburgh.....	11/24/07
Highest avg. return yards (min. 3) allowed.....	26.0	at Florida State.....	9/26/09
Lowest avg. return yards (min. 3) allowed.....	0.0	vs. SMU.....	10/24/15

KICKOFF RETURNS

Most returns against.....	11	vs. Florida A&M.....	9/17/11
Most return yards allowed.....	266	vs. Florida A&M.....	9/17/11
Fewest return yards allowed.....	0	8 times (Last at Wisconsin).....	9/27/14
Highest avg. return yards (min. 3) allowed.....	44.2	at UCF.....	11/29/13
Fewest avg. return yards (min. 3) allowed.....	9.4	vs. Charleston Southern.....	10/18/03



Bulls career leader in punt yards, Brandon Baker.

- OUTLOOK
- PLAYERS
- COACHES
- REVIEW
- RECORDS**
- HISTORY
- USF
- MEDIA



TEAM SEASON RECORDS OFFENSE

SCORING

Most points scored.....	569.....	2016
Most points per game.....	43.8 (569 pts/13 games).....	2016
Most PATs by kicking.....	75.....	2016
Highest PAT pct.....	1.000 (42-of-42).....	2007
Most two-point attempts.....	5.....	2012
Most two-point conversions.....	3.....	2003
Most field goal attempts.....	29.....	2007
Most field goals made.....	19.....	2007, 2011
Most safeties.....	2.....	2002, 2007, 2008

Most points scored

569	2016 (13 games)
451	2007 (13 games)
437	2015 (13 games)
402	1998 (11 games)
387	2001 (11 games)

Most points per game

43.8	2016 (13 games)
36.5	1998 (11 games)
35.2	2001 (11 games)
34.7	2007 (13 games)
33.6	2015 (13 games)

Most Touchdowns Scored

77	2016 (13 games)
54	2015 (13 games)
49	2007 (13 games)
47	2001 (11 games)
	1998 (11 games)

Fewest points scored

165	2013 (12 games)
206	2014 (12 games)
246	1999 (11 games)
247	2012 (12 games)
271	2004 (11 games)

Fewest points per game

13.8	2013 (12 games)
17.2	2014 (12 games)
20.6	2012 (12 games)
22.4	1999 (11 games)
23.0	2006 (13 games)

Fewest Touchdowns Scored

11	2013 (12 games)
22	2014 (12 games)
28	2012 (12 games)
29	2000 (11 games)
30	2003 (11 games)

TOTAL OFFENSE

(rushing and passing combined)

Most plays.....	991.....	2007
Most yards.....	6,650.....	2016
Highest avg. yards per play.....	7.2.....	2016
Highest avg. yards per game.....	511.5.....	2016

Most total plays

991	2007 (13 games)
928	2016 (13 games)
925	2008 (13 games)
910	2011 (12 games)
893	2015 (13 games)

Most total yards

6,650	2016 (13 games)
5,741	2015 (13 games)
5,383	2007 (13 games)
5,265	2008 (13 games)
5,174	2011 (12 games)

Most yards per play

7.2	2016	(928-6,650)
6.8	1998	(662-4,498)
6.4	2015	(893-5,741)
5.9	2009	(805-4,753)
5.8	1997	(711-4,104)

Most yards per game

511.5	2016	(6,650 / 13 gms)
441.6	2015	(5,741 / 13 gms)
431.2	2011	(5,174 / 12 gms)
414.1	2007	(5,383 / 13 gms)
408.9	1998	(4,498 / 11 gms)

Fewest total plays

662	1998 (11 games)
711	1997 (11 games)
716	2013 (12 games)
726	2000 (11 games)
740	2014 (12 games)

Fewest total yards

3,066	2013 (12 games)
3,390	2003 (11 games)
3,437	1999 (11 games)
3,656	2014 (12 games)
3,886	2004 (11 games)

Fewest yards per play

4.3	2013	(716-3,066)
4.4	2003	(770-3,390)
4.6	1999	(746-3,437)
4.7	2005	(882-4,171)
4.9	2014	(740-3,656)

Fewest yards per game

255.5	2013	(3,066 / 12 gms)
304.7	2014	(3,656 / 12 gms)
308.2	2003	(3,390 / 11 gms)
309.4	2010	(4,022 / 13 gms)
312.5	1999	(3,437 / 11 gms)

OUTLOOK

PLAYERS

COACHES

REVIEW

RECORDS

HISTORY

USF

MEDIA

TEAM SEASON RECORDS OFFENSE

FIRST DOWNS

Most total.....	300.....	2016
Most per game.....	24.3 (292 / 13 games).....	2011
Most by rushing.....	164.....	2016
Most by passing.....	155.....	2008
Most by penalty.....	27.....	2010

**Most total**

300	2016 (13 games)
292	2011 (12 games)
291	2008 (13 games)
277	2007 (13 games)
264	2015 (13 games)

**Fewest total**

154	2013 (12 games)
181	2003 (11 games)
182	2014 (12 games)
183	1999 (11 games)
198	2000 (11 games)

**Most per game**

24.3	2011 (12 games)
23.0	2016 (13 games)
22.4	2008 (13 games)
21.5	2001 (11 games)
21.3	2007 (13 games)

**Fewest per game**

12.8	2013 (12 games)
15.1	2014 (12 games)
16.5	2003 (11 games)
16.6	1999 (11 games)
16.7	2010 (13 games)

**Most by rushing**

164	2016 (13 games)
150	2015 (13 games)
130	2005 (12 games)
128	2011 (12 games)
120	2008 (13 games)

**Fewest by rushing**

48	2013 (12 games)
62	2014 (12 games)
76	2001 (11 games)
80	2002 (11 games)
85	2003 (11 games)

**Most by passing**

155	2008 (13 games)
142	2011 (12 games)
141	2007 (13 games)
136	2001 (11 games)
121	2016 (13 games)

**Fewest by passing**

80	1999 (11 games)
82	2005 (12 games)
84	2003 (11 games)
86	2004 (11 games)
88	1998 (11 games)

**Most by penalty**

27	2010 (13 games)
26	2012 (12 games)
24	2001 (11 games)
22	2011 (12 games)
19	2015 (13 games)

**Fewest by penalty**

10	2004 (11 games)
10	1998 (11 games)
11	2005 (12 games)
12	2003 (11 games)
13	2006 (13 games)

THIRD DOWNS

Most attempts.....	197.....	2005
Most conversions.....	84.....	2016
Highest conversion pct.....	47.7 (82-172).....	2008

**Most attempts**

197	2005 (12 games)
195	2007 (13 games)
189	2016 (13 games)
184	2002 (11 games)
179	2015 (13 games)

**Fewest attempts**

128	1998 (11 games)
146	1997 (11 games)
147	2010 (13 games)
148	2000 (11 games)
153	2004 (11 games)

**Most conversions**

84	2016 (13 games)
82	2008 (13 games)
77	2012 (12 games)
75	2005 (12 games)
73	2002 (11 games)

**Fewest conversions**

42	2010 (13 games)
48	2013 (12 games)
51	2000 (11 games)
51	1999 (11 games)
52	2003 (11 games)

**Highest conversion pct.**

47.7	2008	(82-172)
44.4	2016	(84-189)
43.8	2012	(77-176)
41.9	2009	(72-172)
41.4	1998	(53-128)

**Lowest conversion pct.**

28.0	2013	(48-172)
29.0	2010	(42-147)
31.3	2003	(52-166)
31.7	1999	(51-161)
34.5	2000	(51-148)

FOURTH DOWNS

Most attempts.....	23.....	2006
Most conversions.....	17.....	2016
Highest conversion pct.....	89.4 (17-19).....	2016

**Most attempts**

23	2006 (13 games)
23	2005 (12 games)
21	2001 (11 games)
19	2016 (13 games)
19	2015 (13 games)
19	2014 (12 games)

**Fewest attempts**

6	1998 (11 games)
7	2010 (13 games)
9	1999 (11 games)
10	2012 (12 games)
10	2002 (11 games)

**Most conversions**

17	2016 (13 games)
13	2006 (13 games)
12	2007 (13 games)
12	2005 (12 games)
11	2015 (13 games)

**Fewest conversions**

2	1999 (11 games)
3	2010 (13 games)
3	2002 (11 games)
4	1998 (11 games)
5	2013 (12 games)
5	2012 (12 games)
5	2003 (11 games)

**Highest conversion pct.**

89.4	2016	(17-19)
71.4	2009	(10-14)
70.6	2007	(12-17)
66.7	1998	(4-6)
58.8	1997	(10-17)

**Lowest conversion pct.**

22.2	1999	(2-9)
30.0	2002	(3-10)
31.3	2013	(5-16)
38.5	2003	(5-13)
42.9	2010	(3-7)



TEAM SEASON RECORDS OFFENSE

RUSHING

Most attempts.....	592.....	2015
Most net yards gained.....	3,709.....	2016
Most rushing TDs.....	47.....	2016
Highest avg. yards per attempt.....	6.50.....	2016
Highest avg. yards per game.....	285.7.....	2016

Most attempts

592.....	2015 (13 games)
579.....	2005 (12 games)
570.....	2016 (13 games)
565.....	2007 (13 games)
518.....	2008 (13 games)

Most net yards

3,709.....	2016 (13 games)
3,205.....	2015 (13 games)
2,436.....	2005 (12 games)
2,405.....	2007 (13 games)
2,222.....	2009 (13 games)

Most rushing TDs

47.....	2016 (13 games)
30.....	2007 (13 games)
28.....	2015 (13 games)
25.....	2001 (11 games)
24.....	2008 (13 games)
24.....	1998 (11 games)

Highest avg. yards per attempt

6.50.....	2016 (570 for 3,709)
5.41.....	2015 (592 for 3,205)
5.16.....	1998 (408 for 2,107)
4.62.....	2004 (447 for 2,066)
4.62.....	2011 (476 for 2,198)

Highest avg. yards per game

285.7.....	2016 (3,709 / 13 gms)
246.5.....	2015 (3,205 / 13 gms)
203.0.....	2005 (2,436 / 12 gms)
191.5.....	1998 (2,107 / 11 gms)
187.8.....	2004 (2,066 / 11 gms)
185.0.....	2007 (2,405 / 13 gms)

Fewest attempts

344.....	2001 (11 games)
353.....	1997 (11 games)
359.....	2013 (12 games)
376.....	2014 (12 games)
399.....	2000 (11 games)

Fewest net yards

1,064.....	2013 (12 games)
1,295.....	2014 (12 games)
1,414.....	2001 (11 games)
1,433.....	2003 (11 games)
1,481.....	2002 (11 games)

Fewest rushing TDs

4.....	2013 (12 games)
11.....	2014 (12 games)
14.....	2012 (12 games)
15.....	2000 (11 games)
15.....	1999 (11 games)
16.....	2002 (11 games)

Lowest avg. yards per attempt

2.96.....	2013 (359 for 1,064)
3.38.....	2003 (424 for 1,433)
3.44.....	2014 (376 for 1,295)
3.67.....	2002 (403 for 1,481)
3.74.....	1999 (439 for 1,642)

Lowest avg. yards per game

88.7.....	2013 (1,064 / 12 gms)
107.9.....	2014 (1,295 / 12 gms)
128.5.....	2001 (1,414 / 11 gms)
130.3.....	2003 (1,433 / 11 gms)
134.6.....	2002 (1,481 / 11 gms)
142.1.....	1997 (1,563 / 11 gms)

PASSING

Most attempts.....	483.....	2001
Most completions.....	273.....	2001
Highest completion pct.....	63.5 (226-of-356).....	2006
Most yards.....	3,115.....	2008
Highest avg. yards per game.....	273.2 (3,005 / 11 games).....	2001
Most TD passes.....	26.....	2015 & 2016
Fewest passes had intercepted.....	5.....	2002
Lowest pct. of passes had intercepted.....	.012 (5-of-427).....	2002

Most attempts

483.....	2001 (11 games)
434.....	2011 (12 games)
427.....	2002 (11 games)
426.....	2007 (13 games)
407.....	2008 (13 games)

Most completions

273.....	2001 (11 games)
255.....	2008 (13 games)
253.....	2011 (12 games)
250.....	2007 (13 games)
241.....	2002 (11 games)

Highest completion pct.

63.5.....	2006 (226-of-356)
62.8.....	2016 (225-of-358)
62.7.....	2008 (255-of-407)
59.8.....	1998 (152-of-254)
59.4.....	2015 (179-of-301)
58.7.....	2007 (250-of-426)

Most yards

3,115.....	2008 (13 games)
3,005.....	2001 (11 games)
2,978.....	2007 (13 games)
2,976.....	2011 (12 games)
2,936.....	2016 (13 games)

Highest avg. yards per game

273.2.....	2001 (3,005 / 11 gms)
252.0.....	2002 (2,772 / 11 gms)
248.0.....	2011 (2,976 / 12 gms)
239.6.....	2008 (3,115 / 13 gms)
231.0.....	1997 (2,541 / 11 gms)

Most TD passes

26.....	2016 (13 games)
26.....	2015 (13 games)
23.....	1998 (11 games)
22.....	2001 (11 games)
20.....	2009 (13 games)
20.....	2002 (11 games)

Fewest passes had intercepted

5.....	2002 (11 games)
7.....	2000 (11 games)
8.....	2016 (13 games)
8.....	1997 (11 games)
9.....	2015 (13 games)

Lowest pct. of passes had intercepted

.012.....	2002 (5-of-427)
.021.....	2000 (7-of-327)
.022.....	2016 (8-of-358)
.022.....	1997 (8-of-358)
.025.....	2001 (12-of-483)
.025.....	2011 (11-of-434)

Fewest attempts

254.....	1998 (11 games)
297.....	2009 (13 games)
303.....	2005 (12 games)
304.....	2004 (11 games)
307.....	1999 (11 games)

Fewest completions

143.....	2005 (12 games)
145.....	2004 (11 games)
152.....	1998 (11 games)
157.....	1999 (11 games)
166.....	2013 (12 games)

Lowest completion pct.

46.5.....	2013 (166-of-357)
47.2.....	2005 (143-of-303)
47.7.....	2004 (145-of-304)
48.6.....	2003 (168-of-346)
49.1.....	2014 (179-of-364)
51.1.....	1999 (157-of-307)

Fewest yards

1,735.....	2005 (12 games)
1,795.....	1999 (11 games)
1,820.....	2004 (11 games)
1,957.....	2003 (11 games)
2,002.....	2013 (12 games)

Lowest avg. yards per game

144.6.....	2005 (1,735 / 12 gms)
163.2.....	1999 (1,795 / 11 gms)
164.5.....	2010 (2,139 / 13 gms)
165.5.....	2004 (1,820 / 11 gms)
166.8.....	2013 (2,002 / 12 gms)

Fewest TD passes

7.....	2013 (12 games)
8.....	2005 (12 games)
8.....	2004 (11 games)
11.....	2014 (12 games)
12.....	2003 (11 games) & 1997 (11 games)

Most passes had intercepted

16.....	2013 (12 games)
16.....	2010 (13 games)
16.....	2007 (13 games)
15.....	4 times
.....	2012 (12 games); 2008 (13 games)
.....	2006 (13 games); 2005 (12 games)

Highest pct. of passes had intercepted

.050.....	2010 (16-of-323)
.050.....	2005 (15-of-303)
.045.....	2013 (16-of-357)
.043.....	1998 (11-of-254)
.042.....	2006 (15-of-356)

TEAM SEASON RECORDS OFFENSE

PUNTING

Most punts.....	76	.....2003, '02, 1999
Highest punting avg.....	43.8 (66-2888)	.....2014
Most punts had blocked.....	2	.....2005, '02, '00, 1999

Most punts

76	.....2003 (11 games)
76	.....2002 (11 games)
76	.....1999 (11 games)
73	.....2013 (12 games)
67	.....2007 (13 games)
67	.....2005 (12 games)

Fewest punts

39	.....1998 (11 games)
48	.....1997 (11 games)
49	.....2008 (13 games)
55	.....2000 (11 games)
56	.....2012 (12 games)

Lowest punting avg.

36.3	.....2011 (12 games)
36.3	.....2006 (13 games)
36.6	.....1997 (11 games)
37.0	.....2010 (13 games)
38.8	.....2000 (11 games)

Highest punting avg.

43.8	.....2014 (12 games)
41.8	.....2004 (11 games)
40.6	.....2016 (13 games)
40.3	.....1999 (11 games)
40.2	.....2013 (12 games)

Most punts had blocked

2	.....2005 (12 games)
2	.....2002 (11 games)
2	.....2000 (11 games)
2	.....1999 (11 games)

PUNT RETURNS

Most returns.....	50	.....2003
Most yards.....	542	.....1998
Highest avg. yards per return.....	15.9 (34 for 540)	.....2002
Most return TDs.....	3	.....2001

Most returns

50	.....2003 (11 games)
47	.....1998 (11 games)
46	.....2008 (13 games)
43	.....2005 (12 games)
39	.....2007 (13 games)
39	.....1997 (11 games)

Fewest returns

14	.....2013 (12 games)
19	.....2009 (13 games)
20	.....2014 (12 games)
20	.....2012 (12 games)
25	.....2004 (11 games)

Most yards

542	.....1998 (11 games)
540	.....2002 (11 games)
538	.....2005 (12 games)
536	.....2001 (11 games)
495	.....2003 (11 games)

Fewest yards

121	.....2009 (13 games)
133	.....2014 (12 games)
133	.....2012 (12 games)
196	.....2004 (11 games)
198	.....2013 (12 games)

Highest avg. yards per return

15.9	.....2002	.....(34 for 540)
15.3	.....2001	.....(35 for 536)
13.1	.....2006	.....(34 for 446)
12.5	.....2000	.....(28 for 351)
12.5	.....2005	.....(43 for 538)

Lowest avg. yards per return

6.4	.....2009	.....(19 for 121)
6.5	.....2011	.....(33 for 215)
6.7	.....2014	.....(20 for 133)
6.7	.....2012	.....(20 for 133)
7.0	.....2013	.....(14 for 198)

Most return TDs

3	.....2001 (11 games)
2	.....2008 (13 games)
2	.....2002 (11 games)
1	.....2016 (13 games)
1	.....2006 (13 games)
1	.....2000 (11 games)
1	.....1998 (11 games)
1	.....2013 (12 games)

KICKOFF RETURNS

Most returns.....	54	.....2007
Most yards.....	1,134	.....2007
Highest avg. yards per return.....	26.7	.....2015
Most return TDs.....	2	.....2010

Most returns

54	.....2007 (13 games)
51	.....2011 (12 games)
49	.....2010 (13 games)
49	.....2008 (13 games)
48	.....2009 (13 games)

Fewest returns

29	.....2002 (11 games)
30	.....2003 (11 games)
30	.....2000 (11 games)
30	.....1998 (11 games)
35	.....2012 (12 games)
35	.....2005 (12 games)

Most yards

1,134	.....2007 (13 games)
1,126	.....2008 (13 games)
1,093	.....2015 (13 games)
1,106	.....2010 (13 games)
1,054	.....2011 (12 games)

Fewest yards

594	.....1998 (11 games)
624	.....2012 (12 games)
633	.....2006 (13 games)
651	.....2002 (11 games)
668	.....2000 (11 games)

Highest avg. yards per return

26.7	.....2015	.....(41 for 1,093)
25.2	.....2003	.....(30 for 755)
23.1	.....1997	.....(37 for 853)
23.0	.....2008	.....(49 for 1,126)
22.6	.....2010	.....(49 for 1,106)

Lowest avg. yards per return

17.6	.....2006	.....(36 for 633)
17.8	.....2012	.....(35 for 624)
18.9	.....2004	.....(44 for 832)
19.7	.....2009	.....(48 for 946)
19.8	.....2013	.....(47 for 932)
19.8	.....1998	.....(30 for 594)

Most return TDs

2	.....2010 (13 games)
1	.....2015 (13 games)
1	.....2007 (13 games)
1	.....2005 (12 games)
1	.....2003 (11 games)
1	.....2002 (11 games)
1	.....1997 (11 games)

- OUTLOOK
- PLAYERS
- COACHES
- REVIEW
- RECORDS
- HISTORY
- USF
- MEDIA



TEAM SEASON RECORDS OFFENSE

2017 USF FOOTBALL

**TURNOVERS**

Most turnovers.....	33.....	2007
Fewest turnovers.....	15.....	2015 & 2002
Highest turnover margin..... +	+21 (36/15).....	2002
Lowest turnover margin..... -	-19 (9/28).....	2012

**Most turnovers by**

33.....	2007 (13 games)
29.....	2006 (13 games)
28.....	2012 (12 games)
26.....	2003 (11 games)
26.....	2001 (11 games)

**Fewest turnovers by**

15.....	2015 (13 games)
15.....	2002 (11 games)
17.....	2016 (13 games)
17.....	1997 (11 games)
18.....	1998 (11 games)

**Highest turnover margin (gained/lost)**

+21.....	2002.....	(36/15)
+10.....	2015.....	(25/15)
+9.....	2016.....	(26/17)
+9.....	2007.....	(42/33)
+7.....	1998.....	(25/18)

**Lowest turnover margin (gained/lost)**

-19.....	2012.....	(9/28)
-10.....	2004.....	(11/21)
-8.....	2008.....	(17/25)
-7.....	2013.....	(23/30)
-4.....	2006.....	(25/29)
-2.....	2010.....	(20/22)

**PENALTIES**

Most penalties.....	128.....	2002
Most penalty yards.....	1,086.....	2002
Highest avg. yards per game.....	98.7 (1,086 / 11 games).....	2002
Fewest penalties.....	74.....	2010
Fewest penalty yards.....	599.....	2010

**Most penalties**

128.....	2002 (11 games)
112.....	2007 (13 games)
111.....	2008 (13 games)
110.....	2001 (11 games)
109.....	2000 (11 games)

**Fewest penalties**

74.....	2010 (13 games)
75.....	2014 (12 games)
77.....	2012 (12 games)
78.....	1997 (11 games)
79.....	2015 (13 games)

**Most penalty yards**

1,086.....	2002 (11 games)
1,001.....	2000 (11 games)
968.....	2001 (11 games)
937.....	2007 (13 games)
930.....	1999 (11 games)

**Fewest penalty yards**

599.....	2010 (13 games)
686.....	2012 (12 games)
714.....	2015 (13 games)
721.....	2011 (12 games)
728.....	2014 (12 games)

**Highest avg. yards per game**

98.7.....	2002.....	(1,086 / 11 gms)
91.0.....	2000.....	(1,001 / 11 gms)
88.0.....	2001.....	(968 / 11 gms)
84.5.....	1999.....	(930 / 11 gms)
81.1.....	2003.....	(892 / 11 gms)

**Lowest avg. yards per game**

46.1.....	2010.....	(599 / 13 gms)
54.9.....	2015.....	(714 / 13 gms)
57.2.....	2012.....	(686 / 12 gms)
57.6.....	2009.....	(749 / 13 gms)
58.6.....	2016.....	(763 / 13 gms)

**FUMBLES**

Most fumbles.....	28.....	2007
Fewest fumbles.....	13.....	2005
Most fumbles lost.....	17.....	2007
Fewest fumbles lost.....	6.....	2010

**Most fumbles**

28.....	2007 (13 games)
26.....	2003 (11 games)
25.....	2014 (12 games)
24.....	2012 (12 games)
24.....	2009 (13 games)

**Fewest fumbles**

13.....	2005 (12 games)
15.....	2000 (11 games)
15.....	1998 (11 games)
16.....	2008 (13 games)
18.....	2004 (11 games)
18.....	1999 (11 games)

**Most fumbles lost**

17.....	2007 (13 games)
14.....	2006 (13 games)
14.....	2003 (11 games)
14.....	2001 (11 games)
13.....	2012 (12 games)
13.....	2011 (12 games)

**Fewest fumbles lost**

6.....	2015 (13 games)
6.....	2010 (13 games)
7.....	1998 (11 games)
9.....	2016 (13 games)
9.....	2014 (12 games)
9.....	1999 (11 games)
9.....	1997 (11 games)

OUTLOOK  
PLAYERS  
COACHES  
REVIEW  
RECORDS  
HISTORY  
USF  
MEDIA

TEAM SEASON RECORDS DEFENSE

SCORING

Fewest points allowed.....	178.....	1998
Fewest points per game allowed.....	16.2 (178 / 11 games).....	1998

**Fewest points allowed**

178	1998 (11 games)
181	1997 (11 games)
201	2000 (11 games)
204	2002 (11 games)
216	2005 (12 games)

**Most points allowed**

411	2016 (13 games)
351	2004 (11 games)
343	2013 (12 games)
329	2012 (12 games)
324	2014 (12 games)

**Fewest points per game allowed**

16.2	1998 (11 games)
16.5	1997 (11 games)
16.9	2006 (13 games)
18.0	2005 (12 games)
18.3	2000 (11 games)

**Most points per game allowed**

31.9	2004 (11 games)
31.6	2016 (13 games)
28.6	2013 (12 games)
27.4	2012 (12 games)
27.0	2014 (12 games)

TOTAL DEFENSE

(rushing and passing combined)

Fewest total plays allowed.....	655.....	1997
Fewest total yards allowed.....	2,800.....	1997
Lowest avg. yards allowed per play.....	4.1.....	2003
Lowest avg. yards allowed per game.....	245.5.....	1997

**Fewest total plays allowed**

655	1997 (11 games)
694	1998 (11 games)
726	1999 (11 games)
729	2000 (11 games)
754	2005 (12 games)

**Most total plays allowed**

1,077	2016 (13 games)
943	2007 (13 games)
876	2011 (12 games)
874	2010 (13 games)
867	2012 (12 games)

**Fewest total yards allowed**

2,800	1997 (11 games)
3,101	1998 (11 games)
3,266	2000 (11 games)
3,388	2002 (11 games)
3,436	1999 (11 games)

**Most total yards allowed**

6,266	2016 (13 games)
4,837	2014 (12 games)
4,822	2012 (12 games)
4,454	2007 (13 games)
4,383	2004 (11 games)
4,216	2011 (12 games)

**Lowest avg. yards allowed per play**

4.1	2003	(846-3,472)
4.1	2002	(820-3,388)
4.3	1997	(655-2,800)
4.5	1998	(694-3,101)
4.5	2000	(729-3,266)
4.5	2001	(851-3,837)

**Highest avg. yards allowed per play**

5.8	2016	(1,077-6,266)
5.7	2014	(850-4,837)
5.6	2004	(777-4,383)
5.6	2012	(867-4,822)
5.4	2013	(777-4,209)

**Lowest avg. yards allowed per game**

254.5	1997	(2,800 / 11 gms)
281.9	1998	(3,101 / 11 gms)
287.6	2008	(3,739 / 13 gms)
296.9	2000	(3,266 / 11 gms)
298.5	2006	(3,880 / 13 gms)

**Highest avg. yards allowed per game**

482.0	2016	(6,266 / 13 gms)
403.1	2014	(4,837 / 12 gms)
401.8	2012	(4,822 / 12 gms)
398.5	2004	(4,383 / 11 gms)
351.3	2011	(4,216 / 12 gms)
350.8	2013	(4,209 / 12 gms)

- OUTLOOK
- PLAYERS
- COACHES
- REVIEW
- RECORDS
- HISTORY
- USF
- MEDIA



TEAM SEASON RECORDS DEFENSE

FIRST DOWNS

Fewest total allowed.....	141.....	1997
Fewest per game allowed.....	12.8 (141 / 11 games).....	1997
Fewest by rushing allowed.....	69.....	2002
Fewest by passing allowed.....	36.....	1997
Fewest by penalty allowed.....	7.....	1997

**Fewest total allowed**

141.....	1997 (11 games)
166.....	1998 (11 games)
183.....	1999 (11 games)
187.....	2000 (11 games)
193.....	2005 (12 games)

**Most total allowed**

326.....	2016 (13 games)
264.....	2012 (12 games)
258.....	2014 (12 games)
252.....	2015 (13 games)
238.....	2013 (12 games)

**Fewest per game allowed**

12.8.....	1997 (11 games)
15.1.....	1998 (11 games)
16.1.....	2005 (12 games)
16.4.....	2008 (13 games)
16.6.....	1999 (11 games)

**Most per game allowed**

25.0.....	2016 (13 games)
22.0.....	2012 (12 games)
21.6.....	2004 (11 games)
21.5.....	2014 (12 games)
20.5.....	2001 (11 games)

**Fewest by rushing allowed**

69.....	2002 (11 games)
72.....	2008 (13 games)
72.....	2000 (11 games)
75.....	2011 (12 games)
78.....	2001 (11 games)

**Most by rushing allowed**

144.....	2016 (13 games)
114.....	2014 (12 games)
102.....	2015 (13 games)
102.....	2012 (12 games)
101.....	1998 (11 games)

**Fewest by passing allowed**

36.....	1997 (11 games)
46.....	1998 (11 games)
72.....	1999 (11 games)
82.....	2005 (12 games)
88.....	2003 (11 games)

**Most by passing allowed**

159.....	2016 (13 games)
142.....	2012 (12 games)
138.....	2011 (12 games)
130.....	2015 (13 games)
127.....	2014 (12 games)

**Fewest by penalty allowed**

7.....	1997 (11 games)
14.....	2010 (13 games)
16.....	2007 (13 games)
17.....	2014 (12 games)
18.....	2009 (13 games)

**Most by penalty allowed**

35.....	2008 (13 games)
33.....	2006 (13 games)
31.....	2001 (11 games)
29.....	2004 (11 games)
25.....	2003 (11 games)

THIRD DOWNS

Fewest attempts allowed.....	155.....	2013
Fewest conversions allowed.....	45.....	2005
Lowest conversion pct. allowed.....	28.3 (51-180).....	2001

**Fewest attempts allowed**

155.....	2013 (12 games)
156.....	2005 (12 games)
157.....	1997 (11 games)
158.....	1999 (11 games)
158.....	1998 (11 games)

**Most attempts allowed**

217.....	2016 (13 games)
210.....	2015 (13 games)
202.....	2007 (13 games)
197.....	2011 (12 games)
197.....	2003 (11 games)

**Fewest conversions allowed**

45.....	2005 (12 games)
47.....	1999 (11 games)
51.....	2001 (11 games)
51.....	1998 (11 games)
53.....	1997 (11 games)

**Most conversions allowed**

85.....	2016 (13 games)
78.....	2015 (13 games)
78.....	2014 (12 games)
77.....	2004 (11 games)
73.....	2012 (12 games)
73.....	2003 (11 games)

**Lowest conversion pct. allowed**

28.3.....	2001.....	(51-180)
28.8.....	2005.....	(45-156)
29.7.....	1999.....	(47-158)
30.7.....	2007.....	(62-202)
32.3.....	1998.....	(51-158)

**Highest conversion pct. allowed**

45.8.....	2004.....	(77-168)
45.0.....	2014.....	(78-133)
42.0.....	2012.....	(73-174)
39.1.....	2016.....	(85-217)
38.9.....	2009.....	(68-175)

FOURTH DOWNS

Fewest attempts allowed.....	8.....	2012
Fewest conversions allowed.....	3.....	2008
Lowest conversion pct. allowed.....	24.0 (6-25).....	2009

**Fewest attempts allowed**

8.....	2012 (12 games)
9.....	2013 (12 games)
11.....	2008 (13 games)
12.....	2014 (12 games)
13.....	1997 (11 games)

**Most attempts allowed**

34.....	2016 (13 games)
26.....	2007 (13 games)
25.....	2009 (13 games)
22.....	2015 (13 games)
22.....	2001 (11 games)

**Fewest conversions allowed**

3.....	2008 (13 games)
5.....	2013 (12 games)
5.....	2005 (12 games)
5.....	1999 (11 games)
6.....	2009 (13 games)
6.....	2004 (11 games)
6.....	2003 (11 games)
6.....	2002 (11 games)
6.....	2000 (11 games)
6.....	1998 (11 games)
6.....	1997 (11 games)

**Most conversions allowed**

18.....	2016 (13 games)
13.....	2015 (13 games)
12.....	2007 (13 games)
10.....	2014 (12 games)
10.....	2011 (12 games)
10.....	2010 (13 games)

**Highest conversion pct. allowed**

87.5.....	2012.....	(7-8)
83.3.....	2014.....	(10-12)
62.5.....	2011.....	(10-16)
59.0.....	2015.....	(13-22)
58.8.....	2010.....	(10-17)
55.6.....	2013.....	(5-9)

**Lowest conversion pct. allowed**

24.0.....	2009.....	(6-25)
25.0.....	1999.....	(5-20)
27.3.....	2008.....	(3-11)
33.3.....	2005.....	(5-15)
35.3.....	2003.....	(6-17)
35.3.....	2002.....	(6-17)
35.3.....	2000.....	(6-17)

OUTLOOK

PLAYERS

COACHES

REVIEW

RECORDS

HISTORY

USF

MEDIA

TEAM SEASON RECORDS DEFENSE

RUSHING DEFENSE

Fewest attempts allowed.....	396.....	2000
Fewest net yards allowed.....	949.....	2002
Fewest rushing TDs allowed.....	8.....	2010, '07, '02
Lowest avg. yards allowed per attempt.....	2.3 (420 for 949).....	2002
Lowest avg. yards allowed per game.....	86.3.....	2002

Fewest attempts allowed

396.....	2000 (11 games)
420.....	2002 (11 games)
433.....	2001 (11 games)
435.....	2013 (12 games)
435.....	2011 (12 games)

Most attempts allowed

570.....	2016 (13 games)
516.....	1998 (11 games)
516.....	1997 (11 games)
497.....	2015 (13 games)
494.....	2012 (12 games)
494.....	2003 (11 games)

Fewest net yards allowed

949.....	2002 (11 games)
1,238.....	2008 (13 games)
1,270.....	2001 (11 games)
1,288.....	2011 (12 games)
1,347.....	2000 (11 games)

Most net yards allowed

2,554.....	2016 (13 games)
2,195.....	2014 (12 games)
1,974.....	1997 (11 games)
1,972.....	1998 (11 games)
1,838.....	2015 (13 games)

Fewest rushing TDs allowed

8.....	2010 (13 games)
8.....	2007 (13 games)
8.....	2002 (11 games)
9.....	2006 (13 games)
10.....	2003 (11 games)

Most rushing TDs allowed

29.....	2016 (13 games)
23.....	2004 (11 games)
22.....	2014 (12 games)
21.....	2012 (12 games)
19.....	2015 (13 games)
17.....	1998 (11 games)

Lowest avg. allowed per attempt

2.3.....	2002.....	(420 for 949)
2.8.....	2008.....	(436 for 1,238)
2.9.....	2001.....	(433 for 1,270)
3.0.....	2011.....	(435 for 1,288)
3.0.....	2003.....	(494 for 1,493)

Highest avg. allowed per attempt

4.5.....	2016.....	(570 for 2,554)
4.5.....	2014.....	(487 for 2,195)
4.0.....	1999.....	(440 for 1,774)
3.9.....	2013.....	(435 for 1,677)
3.9.....	2009.....	(449 for 1,761)
3.9.....	2005.....	(446 for 1,746)

Lowest avg. allowed per game

86.3.....	2002.....	(949 / 11 gms)
95.2.....	2008.....	(1,238 / 13 gms)
107.3.....	2011.....	(1,288 / 12 gms)
115.2.....	2006.....	(1,498 / 13 gms)
115.5.....	2001.....	(1,270 / 11 gms)

Highest avg. allowed per game

196.5.....	2016.....	(2,554 / 13 gms)
182.9.....	2014.....	(2,195 / 12 gms)
179.5.....	1997.....	(1,974 / 11 gms)
179.3.....	1998.....	(1,972 / 11 gms)
161.3.....	1999.....	(1,774 / 11 gms)

PASS DEFENSE

Fewest attempts allowed.....	139.....	1997
Fewest completions allowed.....	63.....	1997
Lowest completion pct. allowed.....	45.3 (63-of-139).....	1997
Fewest yards allowed.....	826.....	1997
Lowest avg. yards allowed per game.....	75.1 (826 / 11 gms).....	1997
Fewest TD passes allowed.....	5.....	1997
Most interceptions.....	23.....	2007
Highest pct. of passes intercepted.....	.072 (10-of-139).....	1997

PASS DEFENSE (Cont.)

Fewest attempts allowed

139.....	1997 (11 games)
178.....	1998 (11 games)
286.....	1999 (11 games)
308.....	2005 (12 games)
333.....	2000 (11 games)

Most attempts allowed

507.....	2016 (13 games)
474.....	2007 (13 games)
447.....	2015 (13 games)
441.....	2011 (12 games)
418.....	2001 (11 games)

Fewest completions allowed

63.....	1997 (11 games)
86.....	1998 (11 games)
137.....	1999 (11 games)
160.....	2005 (12 games)
166.....	2000 (11 games)

Most completions allowed

303.....	2016 (13 games)
270.....	2011 (12 games)
255.....	2012 (12 games)
251.....	2015 (13 games)
250.....	2014 (12 games)

Lowest completion pct. allowed

45.3.....	1997.....	(63-of-139)
47.9.....	1999.....	(137-of-286)
48.3.....	1998.....	(86-of-178)
49.1.....	2003.....	(173-of-352)
49.8.....	2000.....	(166-of-333)

Highest completion pct. allowed

68.8.....	2014.....	(250-of-363)
68.4.....	2012.....	(255-of-373)
62.8.....	2013.....	(215-of-342)
61.2.....	2011.....	(270-of-441)
58.9.....	2010.....	(238-of-404)

Fewest yards allowed

826.....	1997 (11 games)
1,129.....	1998 (11 games)
1,662.....	1999 (11 games)
1,919.....	2000 (11 games)
1,979.....	2003 (11 games)

Most yards allowed

3,712.....	2016 (13 games)
3,108.....	2015 (13 games)
3,023.....	2012 (12 games)
2,928.....	2011 (12 games)
2,757.....	2007 (13 games)

Lowest avg. allowed per game

75.1.....	1997.....	(826 / 11 gms)
102.6.....	1998.....	(1,129 / 11 gms)
151.1.....	1999.....	(1,662 / 11 gms)
165.4.....	2005.....	(1,985 / 12 gms)
174.5.....	2000.....	(1,919 / 11 gms)

Highest avg. allowed per game

285.5.....	2016.....	(3,712 / 13 gms)
251.9.....	2012.....	(3,023 / 12 gms)
248.0.....	2004.....	(2,728 / 11 gms)
244.0.....	2011.....	(2,928 / 12 gms)
239.1.....	2015.....	(3,108 / 13 gms)

Fewest TD passes allowed

5.....	1997 (11 games)
6.....	1998 (11 games)
11.....	2006 (13 games)
11.....	2005 (12 games)
12.....	2000 (11 games)

Most TD passes allowed

21.....	2016 (13 games)
21.....	2007 (13 games)
20.....	2004 (11 games)
19.....	2013 (12 games)
18.....	2010 (13 games)
17.....	2012 (12 games)
17.....	2002 (11 games)
17.....	2001 (11 games)

Most interceptions

23.....	2007 (13 games)
22.....	2002 (11 games)
17.....	2015 (13 games)
15.....	2016 (13 games)
15.....	2010 (13 games)
15.....	2006 (13 games)

Fewest interceptions

2.....	2012 (12 games)
4.....	2004 (11 games)
6.....	2014 (12 games)
9.....	2000 (11 games)
9.....	1999 (11 games)
9.....	1998 (11 games)

Highest pct. of passes intercepted

.072.....	1997.....	(10-of-139)
.055.....	2002.....	(22-of-400)
.051.....	1998.....	(9-of-178)
.049.....	2007.....	(23-of-474)
.042.....	2005.....	(13-of-308)

Lowest pct. of passes intercepted

.005.....	2012.....	(2-of-373)
.012.....	2004.....	(4-of-335)
.016.....	2014.....	(6-of-363)
.026.....	2001.....	(11-of-418)
.026.....	2008.....	(10-of-378)
.027.....	2000.....	(9-of-333)
.027.....	2011.....	(12-of-441)



TEAM SEASON RECORDS DEFENSE

OPPONENT PUNTING

Most punts forced.....	82.....	2001
Lowest punting avg. forced.....	35.8 (71 for 2,542).....	1998
Most punts blocked.....	7.....	1998

Most punts forced

82.....	2001 (11 games)
80.....	2003 (11 games)
79.....	2008 (13 games)
77.....	2002 (11 games)
76.....	2005 (12 games)

Lowest punting avg. forced

35.8.....	1998 (11 games)
36.3.....	2000 (11 games)
37.6.....	2003 (11 games)
38.1.....	2001 (11 games)
38.2.....	2004 (11 games)

Most punts blocked

7.....	1998 (11 games)
3.....	2001 (11 games)
2.....	2010 (13 games)
2.....	2006 (13 games)
2.....	2005 (12 games)
2.....	2003 (11 games)
2.....	2000 (11 games)

Fewest punts forced

50.....	2004 (11 games)
53.....	2013 (12 games)
55.....	2009 (13 games)
58.....	2014 (12 games)
65.....	2012 (12 games)

Highest punting avg. allowed

43.8.....	2013 (12 games)
41.8.....	2016 (13 games)
41.7.....	2015 (13 games)
41.3.....	2014 (12 games)
41.2.....	2008 (13 games)

OPPONENT PUNT RETURNS

Fewest returns allowed.....	9.....	2011
Fewest yards allowed.....	19.....	2011
Lowest avg. yards per return allowed.....	2.1 (9 for 19).....	2011
Most return TDs allowed.....	2.....	2006

Fewest returns allowed

9.....	2011 (12 games)
10.....	2012 (12 games)
10.....	2008 (13 games)
11.....	2009 (13 games)
14.....	1998 (11 games)

Most returns allowed

31.....	2002 (11 games)
28.....	2014 (12 games)
28.....	2001 (11 games)
26.....	2013 (12 games)
26.....	2003 (11 games)

Fewest yards allowed

19.....	2011 (12 games)
30.....	1998 (11 games)
75.....	2012 (12 games)
86.....	1997 (11 games)
109.....	2008 (13 games)

Most yards allowed

307.....	2006 (13 games)
282.....	2002 (11 games)
246.....	2014 (12 games)
231.....	2009 (13 games)
228.....	2005 (12 games)

Lowest avg. per return allowed

2.1.....	2011.....	(9 for 19)
2.1.....	1998.....	(14 for 30)
4.3.....	1997.....	(20 for 86)
5.3.....	2013.....	(26 for 138)
6.2.....	2000.....	(25 for 156)

Highest avg. per return allowed

21.0.....	2009.....	(11 for 231)
14.0.....	2006.....	(22 for 307)
10.9.....	2008.....	(10 for 109)
9.7.....	2010.....	(19 for 184)
9.5.....	2005.....	(24 for 228)

Most return TDs allowed

2.....	2006 (13 games)
1.....	2014 (12 games)
1.....	2010 (13 games)
1.....	2009 (13 games)
1.....	2007 (13 games)
1.....	2003 (11 games)
1.....	2002 (11 games)

OPPONENT KICKOFF RETURNS

Fewest returns allowed.....	18.....	2012
Fewest yards allowed.....	427.....	2012
Lowest avg. yards per return allowed.....	15.2 (34 for 517).....	2003
Most return TDs allowed.....	2.....	2011

Fewest returns allowed

18.....	2012 (12 games)
21.....	2000 (11 games)
24.....	2014 (12 games)
26.....	2013 (12 games)
34.....	2003 (11 games)

Most returns allowed

72.....	2007 (13 games)
71.....	2016 (13 games)
70.....	2015 (13 games)
61.....	2009 (13 games)
60.....	2011 (12 games)

Fewest yards allowed

427.....	2012 (12 games)
464.....	2000 (11 games)
517.....	2003 (11 games)
522.....	2014 (12 games)
658.....	2013 (12 games)

Most yards allowed

1,681.....	2007 (13 games)
1,577.....	2016 (13 games)
1,485.....	2011 (12 games)
1,396.....	2015 (13 games)
1,292.....	2008 (13 games)

Lowest avg. per return allowed

15.2.....	2003.....	(34 for 517)
17.8.....	2001.....	(50 for 890)
18.0.....	2002.....	(56 for 1,008)
18.1.....	1997.....	(44 for 795)
19.0.....	2004.....	(39 for 741)

Highest avg. per return allowed

25.3.....	2013.....	(26 for 658)
24.8.....	2011.....	(60 for 1,485)
23.7.....	2012.....	(18 for 427)
23.3.....	2007.....	(72 for 1,681)
22.7.....	2008.....	(57 for 1,292)

Most return TDs allowed

2.....	2011 (12 games)
1.....	2008 (13 games)
1.....	2005 (12 games)
1.....	2002 (11 games)
1.....	2000 (11 games)
1.....	1999 (11 games)

TEAM SEASON RECORDS DEFENSE

**TURNOVERS**

Most turnovers forced.....	42	.....	2007
Fewest turnovers forced.....	9	.....	2012
Highest turnover margin.....	+21 (36g/15l)	.....	2002
Lowest turnover margin.....	-19 (9g/28l)	.....	2012

**Most turnovers forced**

42	.....	2007 (13 games)
36	.....	2002 (11 games)
34	.....	2011 (12 games)
30	.....	2005 (12 games)
28	.....	2001 (11 games)

**Fewest turnovers forced**

9	.....	2012 (12 games)
11	.....	2004 (11 games)
17	.....	2008 (13 games)
17	.....	2000 (11 games)
20	.....	2014 (12 games)
20	.....	2010 (13 games)

**Highest turnover margin (gained/lost)**

+21	.....	2002	.....	(36/15)
+10	.....	2015	.....	(25/15)
+9	.....	2016	.....	(26/17)
+9	.....	2007	.....	(42/33)
+7	.....	1998	.....	(25/18)

**Lowest turnover margin (gained/lost)**

-19	.....	2012	.....	(9/28)
-10	.....	2004	.....	(11/21)
-8	.....	2008	.....	(17/25)
-4	.....	2006	.....	(25/29)
-2	.....	2010	.....	(20/22)

**FUMBLES**

Most fumbles forced.....	32	.....	1997
Fewest fumbles forced.....	10	.....	2010
Most fumbles recovered.....	19	.....	2007
Fewest fumbles recovered.....	5	.....	2010

**Most fumbles forced**

32	.....	1997 (11 games)
29	.....	2002 (11 games)
28	.....	1998 (11 games)
27	.....	2007 (13 games)
26	.....	2001 (11 games)

**Fewest fumbles forced**

10	.....	2010 (13 games)
12	.....	2012 (12 games)
13	.....	2008 (13 games)
13	.....	2004 (11 games)
14	.....	2000 (11 games)

**Most fumbles recovered**

19	.....	2007 (13 games)
17	.....	2005 (12 games)
17	.....	2001 (11 games)
16	.....	1998 (11 games)
15	.....	1999 (11 games)

**Fewest fumbles recovered**

5	.....	2010 (13 games)
7	.....	2012 (12 games)
7	.....	2008 (13 games)
7	.....	2004 (11 games)
8	.....	2015 (13 games)
8	.....	2000 (11 games)

**INTERCEPTIONS**

Most interceptions forced.....	23	.....	2007
Fewest interceptions forced.....	2	.....	2012

**Most interceptions forced**

23	.....	2007 (13 games)
22	.....	2002 (11 games)
17	.....	2015 (13 games)
15	.....	2016 (13 games)
15	.....	2010 (13 games)
15	.....	2006 (13 games)

**Fewest interceptions forced**

2	.....	2012 (12 games)
4	.....	2004 (11 games)
6	.....	2014 (12 games)
9	.....	2000 (11 games)
9	.....	1999 (11 games)
9	.....	1998 (11 games)

**OPPONENT PENALTIES**

Most penalties.....	108	.....	2001
Most penalty yards.....	923	.....	2012
Highest avg. yards per game.....	82.1 (903 / 11 gms)	.....	2001
Fewest penalties.....	63	.....	1997
Fewest penalty yards.....	496	.....	1997

**Most penalties**

108	.....	2001 (11 games)
99	.....	2012 (12 games)
96	.....	2008 (13 games)
95	.....	2007 (13 games)
93	.....	2010 (13 games)
93	.....	2006 (13 games)

**Fewest penalties**

60	.....	2016 (13 games)
63	.....	1997 (11 games)
64	.....	1998 (11 games)
66	.....	2000 (11 games)
69	.....	2014 (12 games)
69	.....	2003 (11 games)

**Most penalty yards**

923	.....	2012 (12 games)
903	.....	2001 (11 games)
791	.....	2008 (13 games)
787	.....	2010 (13 games)
780	.....	2007 (13 games)

**Fewest penalty yards**


496	.....	1997 (11 games)
497	.....	2000 (11 games)
514	.....	1998 (11 games)
527	.....	2003 (11 games)
544	.....	2016 (13 games)

**Highest avg. yards per game**

82.1	.....	2001	.....	(903 / 11 gms)
76.9	.....	2012	.....	(923 / 12 gms)
60.8	.....	2008	.....	(791 / 13 gms)
60.5	.....	2010	.....	(787 / 13 gms)
60.4	.....	2002	.....	(664 / 11 gms)

**Lowest avg. yards per game**

41.8	.....	2016	.....	(544 / 13 gms)
45.1	.....	1997	.....	(496 / 11 gms)
45.2	.....	2000	.....	(497 / 11 gms)
46.7	.....	1998	.....	(514 / 11 gms)
47.9	.....	2003	.....	(527 / 11 gms)



Nate Allen defending Auburn in a 26-23, overtime win over the Tigers on Sept. 8, 2007.



SEASON STATS (1997-2016) OFFENSIVE

2017 USF FOOTBALL

Year	TOTAL OFFENSE					RUSHING					PASSING					SPECIAL TEAMS			MISCELLANEOUS					
	Plays	Total Yards	Yards /Game	Yards /Play		Rush Att.	Rush Yards	Rush /Game	Rush TD	Rush /Att.	Pass Comp.	Pass Att.	Pass Yards	Pass Pct.	Pass TD	Pass /Game	Punt Avg.	Punt Ret. Yds	KO Ret. Yds	Turn.	1st	Tot.	Points	
<b>2016</b>	928	<b>6,650</b>	<b>511.5</b>	<b>7.2</b>		570	<b>3,714</b>	<b>285.7</b>	<b>47</b>	<b>6.5</b>	225	358	2,936	.628	<b>26</b>	8	225.8	40.6	24-238	45-857	17	<b>300</b>	<b>77</b>	<b>43.8</b>
<b>2015</b>	893	5,741	441.6	6.4		<b>592</b>	3,205	246.5	28	5.4	179	301	2,536	.595	<b>26</b>	9	195.1	42.6	21-229	41-1,093	15	264	54	33.6
<b>2014</b>	740	3,656	304.7	4.9		376	1,295	107.9	11	3.4	179	364	2,361	.492	11	11	196.8	<b>43.8</b>	10-133	42-868	20	182	22	17.2
<b>2013</b>	716	3,066	255.5	4.3		359	1,064	88.7	4	3.0	166	357	2,002	.465	7	<b>16</b>	166.8	40.2	14-198	47-932	25	154	11	13.8
<b>2012</b>	836	4,410	367.5	5.3		426	1,824	152.0	14	4.3	226	410	2,586	.551	14	15	215.5	39.9	20-133	35-624	28	251	28	20.6
<b>2011</b>	910	5,174	431.2	5.7		476	2,198	183.2	22	4.6	253	434	2,976	.582	15	11	248.0	36.3	33-215	51-1,054	24	292	37	29.2
<b>2010</b>	810	4,022	309.4	5.0		487	1,883	144.8	19	3.9	185	323	2,139	.573	13	<b>16</b>	164.5	37.0	27-311	49-1,106	24	217	32	24.1
<b>2009</b>	805	4,753	365.6	5.9		508	2,222	170.9	22	4.4	168	297	2,531	.566	20	12	194.7	39.9	19-121	48-946	23	227	42	26.5
<b>2008</b>	925	5,265	405.0	5.7		518	2,150	165.4	24	4.2	255	407	<b>3,115</b>	.627	18	15	239.6	39.5	46-437	49-1,126	25	291	42	27.6
<b>2007</b>	<b>991</b>	5,383	414.1	5.4		565	2,405	185.0	30	4.3	250	426	2,978	.587	19	<b>16</b>	229.1	34.7	39-333	<b>54-1,134</b>	27	277	49	34.7
<b>2006</b>	841	4,701	361.6	5.6		485	1,874	144.2	22	3.9	226	356	2,827	<b>.635</b>	16	15	217.5	36.3	34-446	36-633	<b>29</b>	239	38	23.0
<b>2005</b>	882	4,171	347.6	4.7		579	2,436	203.0	23	4.2	143	303	1,735	.472	8	15	144.6	39.3	43-538	35-742	25	223	31	23.0
<b>2004</b>	751	3,886	353.3	5.2		447	2,066	187.8	23	4.6	145	304	1,820	.477	8	11	165.5	41.8	25-196	44-832	21	202	31	24.6
<b>2003</b>	770	3,390	308.2	4.4		424	1,433	130.3	18	3.4	168	346	1,957	.486	12	12	177.9	39.8	<b>50-495</b>	30-755	26	181	30	25.1
<b>2002</b>	830	4,253	386.6	5.1		403	1,481	134.6	16	3.7	241	427	2,772	.564	20	5	252.0	36.2	34-540	29-651	15	214	36	30.8
<b>2001</b>	827	4,419	401.7	5.3		344	1,414	128.5	25	4.1	<b>273</b>	<b>483</b>	3,005	.565	22	12	<b>273.2</b>	38.9	35-536	38-826	26	236	47	35.2
<b>2000</b>	726	3,912	355.6	5.4		399	1,677	152.5	15	4.2	190	327	2,235	.581	14	7	203.2	38.8	28-351	30-668	19	198	29	25.3
<b>FCS ERA</b>																								
<b>1999</b>	746	3,437	312.5	4.6		439	1,642	149.3	15	3.7	157	307	1,795	.511	16	12	163.2	40.3	28-199	40-890	21	183	31	22.4
<b>1998</b>	662	4,498	408.9	6.8		408	2,107	191.5	24	5.2	152	254	2,391	.598	23	11	217.4	40.1	47- <b>542</b>	30-594	18	200	47	36.5
<b>1997</b>	711	4,104	373.1	5.8		353	1,563	142.1	21	4.4	204	358	2,541	.570	12	8	231.0	36.6	39-408	37-853	17	203	33	27.9

\* **BOLDED:** Team records

# USF FOOTBALL RECORDS

## SEASON STATS (1997-2016) DEFENSIVE

Year	TOTAL OFFENSE				RUSHING					PASSING					SPECIAL TEAMS			MISCELLANEOUS					
	Plays	Total	Yards	Yards	Rush	Rush	Rush	Rush	Rush	Pass	Pass	Pass	Pct.	Pass	Int	Pass	Punt	Punt	KO	Turn.	1st	Tot.	Points
		Yards	/Game	/Play	Att.	Yards	/Game	TD	/Att.	Comp.	Att.	Yards	TD	/Game		Avg.	Ret. Yds	Ret. Yds		Downs	TD	/Game	
<b>2016</b>	1,077	6,266	482.0	5.8	570	2,554	196.5	29	4.5	303	507	6,266	.597	21	15	285.5	41.8	20-185	71-1,577	26	326	50	31.6
<b>2015</b>	944	4,946	380.5	5.2	497	1,838	141.4	19	3.7	251	447	4,946	.562	16	17	239.1	41.7	25-206	70-1,396	25	252	35	22.9
<b>2014</b>	850	4,837	403.1	5.7	487	2,195	182.9	22	4.5	250	363	2,642	.689	16	6	220.2	41.3	28-246	24-522	20	258	38	27.0
<b>2013</b>	777	4,209	350.7	5.4	435	1,677	139.8	16	3.9	215	342	2,532	.629	19	11	211.0	43.8	26-138	26-658	28	238	35	28.6
<b>2012</b>	867	4,822	401.8	5.6	494	1,799	149.9	21	3.6	255	373	3,023	.684	17	2	251.9	39.3	10-75	<b>18-427</b>	9	264	38	27.4
<b>2011</b>	876	4,216	351.3	4.8	435	1,288	107.3	11	3.0	270	441	2,928	.612	16	12	244.0	40.8	<b>9-19</b>	60-1,485	26	235	27	22.7
<b>2010</b>	874	4,132	317.8	4.7	470	1,632	125.5	<b>8</b>	3.5	238	404	2,500	.589	18	15	192.3	40.0	19-184	53-1,156	20	225	26	20.0
<b>2009</b>	836	4,183	321.8	5.0	449	1,761	135.5	15	3.9	215	387	2,422	.556	14	13	186.3	40.3	11-231	61-1,252	23	225	29	19.8
<b>2008</b>	814	<b>2,501</b>	<b>192.4</b>	4.6	436	1,238	95.2	12	2.8	201	378	2,501	.532	16	10	192.4	<b>33.9</b>	10-109	57-1,292	17	213	28	20.0
<b>2007</b>	943	4,454	342.6	4.7	469	1,697	130.5	<b>8</b>	3.6	244	474	2,757	.515	21	<b>23</b>	212.1	35.1	21-152	72-1,681	<b>42</b>	235	29	23.4
<b>2006</b>	849	3,880	298.5	4.6	460	1,498	115.2	9	3.3	199	389	2,382	.512	11	15	183.2	38.4	22-307	41-825	25	228	<b>20</b>	16.9
<b>2005</b>	754	3,731	310.9	4.9	446	1,746	145.5	15	3.9	160	308	1,985	.519	11	13	165.4	40.6	24-228	39-768	30	193	26	18.0
<b>2004</b>	777	4,383	398.5	5.6	442	1,655	150.5	23	3.7	196	335	2,728	.585	20	4	248.0	38.2	19-168	39-741	11	238	43	31.9
<b>2003</b>	846	3,472	315.6	<b>4.1</b>	494	1,493	135.7	10	3.0	173	352	1,979	.491	14	13	179.9	37.6	26-190	34-517	25	205	24	20.4
<b>2002</b>	820	3,388	308.0	<b>4.1</b>	420	<b>949</b>	<b>86.3</b>	<b>8</b>	<b>2.3</b>	210	400	2,439	.525	17	22	221.7	38.7	31-282	56-1,008	35	207	25	18.5
<b>2001</b>	851	3,837	348.8	4.5	433	1,270	115.5	12	2.9	229	418	2,567	.548	17	11	233.4	38.1	28-197	50-890	28	225	29	21.0
<b>2000</b>	729	3,266	296.9	4.5	<b>396</b>	1,347	122.5	12	3.4	166	333	1,919	.498	12	9	174.5	36.3	25-156	21-464	17	187	24	18.3
<b>FCS ERA</b>																							
<b>1999</b>	726	3,436	312.4	4.7	440	1,774	161.3	15	4.0	137	286	1,662	.479	14	9	151.1	39.1	23-204	41-806	24	183	29	22.5
<b>1998</b>	694	3,101	281.9	4.5	516	1,972	179.3	17	3.8	86	178	1,129	.483	6	9	102.6	35.8	14-30	45-890	25	166	23	<b>16.2</b>
<b>1997</b>	<b>655</b>	2,800	254.5	4.3	516	1,974	179.5	15	3.8	<b>63</b>	<b>139</b>	<b>826</b>	<b>.453</b>	<b>5</b>	10	<b>75.1</b>	39.0	20-86	44-795	23	<b>141</b>	<b>20</b>	16.5

\* **BOLDED:** Team records



INDIVIDUAL RECORDS RUSHING



Marlon Mack became the Bulls' all-time leading rusher in 2016 with 3,609 career yards in just three seasons.

RUSHING ATTEMPTS

Game	40	Dyral McMillan (Sr.) vs. Hofstra	1999
Season	270	Andre Hall (Sr.)	2005
Career	586	Marlon Mack	2014-16

GAME

RANK	NAME	ATTEMPTS	YARDS	OPPONENT
1.	Dyral McMillan (Sr.)	40	221	vs. Hofstra, 11/13/99
2.	Andre Hall (Sr.)	35	168	at Rutgers, 11/5/05
3.	Dyral McMillan (Sr.)	34	258	vs. New Haven, 11/6/99
4.	Marlon Mack (Fr.)	31	103	vs. UConn, 9/19/14
5.	Rafael Williams (Fr.)	30	179	vs. Morehead St., 10/4/97
6.	Andre Hall (Jr.)	29	275	at UAB, 11/3/04
	Andre Hall (Sr.)	29	100	vs. Cincinnati, 11/19/05
8.	Mike Ford (Fr.)	28	134	at Syracuse, 11/10/07
	Rafael Williams (Sr.)	28	122	vs. James Madison, 9/16/00
	Andre Hall (Jr.)	28	119	at TCU, 9/25/04

BY A QUARTERBACK

1.	Quinton Flowers (So.)	24	85	at Maryland, 9/19/15
----	-----------------------	----	----	----------------------

SEASON

RANK	NAME	ATTEMPTS	YARDS	YEAR
1.	Andre Hall (Sr.)	270	1,374	2005
2.	Marlon Mack (So.)	210	1,381	2015
	Andre Hall (Jr.)	210	1,357	2004
4.	Marlon Mack (Fr.)	202	1,041	2014
5.	Quinton Flowers (Jr.)	198	1,530	2016
	Matt Grothe (So.)	198	872	2007
7.	Quinton Flowers (So.)	191	991	2015
8.	Dyral McMillan (Sr.)	181	1,017	1999
9.	Matt Grothe (RFr.)	178	622	2006
10.	Moise Plancher (Sr.)	176	820	2010

BY A QUARTERBACK

1.	Quinton Flowers (Jr.)	198	1,530	2016
----	-----------------------	-----	-------	------

CAREER

RANK	NAME	ATTEMPTS	YARDS	YEAR
1.	Marlon Mack	586	3,609	2014-2016
2.	Matt Grothe	545	2,206	2006-09
3.	B.J. Daniels	526	2,068	2008-12
4.	Andre Hall	480	2,731	2004-05
5.	Rafael Williams	463	2,253	1997-2000
6.	Demetris Murray	425	1,787	2009-12
7.	Quinton Flowers	402	2,594	2014-present
	Marquel Blackwell	402	1,235	1999-2002
9.	Moise Plancher	388	1,739	2006-10
10.	Clenton Crossley	366	1,644	2001-04

BY A QUARTERBACK

1.	Matt Grothe	545	2,206	2006-09
----	-------------	-----	-------	---------



Quinton Flowers set the USF season rushing record with 1,530 yards in 2016, also posting records of 18 rushing TD and an average of 7.7 yards per carry.

RUSHING YARDS

\* American Conference Record

Game	275*	Marlon Mack (Fr.) vs. Western Carolina	8/30/14
	275	Andre Hall (Jr.) at UAB	11/3/04
Season	1,530	Quinton Flowers (Jr.)	2016
Career	3,609	Marlon Mack (3 seasons)	2014-16

GAME

RANK	NAME	ATTEMPTS	YARDS	OPPONENT
1.	Marlon Mack (Fr.)	24	275*	vs. Western Carolina, 8/30/14
	Andre Hall (Jr.)	29	275	at UAB, 11/3/04
3.	Dyral McMillan (Sr.)	34	258	vs. New Haven, 11/6/99
4.	Marlon Mack (So.)	21	230	vs. Temple, 11/14/15
5.	Andre Hall (Sr.)	24	222	at Syracuse, 11/12/05
6.	Dyral McMillan (Sr.)	40	221	vs. Hofstra, 11/13/99
7.	Quinton Flowers (Jr.)	20	210	at Memphis, 11/12/16
	Mike Ford (Jr.)	20	207	vs. NIU, 1/2/10
9.	Quinton Flowers (So.)	23	201	vs. SMU, 10/24/15
10.	Andre Hall (Jr.)	19	200	vs. Army, 10/16/04

BY A QUARTERBACK

1.	Quinton Flowers (Jr.)	20	210*	at Memphis, 11/12/16
----	-----------------------	----	------	----------------------

SEASON

RANK	NAME	ATTEMPTS	YARDS	YEAR
1.	Quinton Flowers (Jr.)	198	1,530	2016
2.	Marlon Mack (So.)	201	1,381	2015
3.	Andre Hall (Sr.)	270	1,374	2005
4.	Andre Hall (Jr.)	210	1,357	2004
5.	Marlon Mack (Jr.)	174	1,187	2016
6.	Marlon Mack (Fr.)	202	1,041	2014
7.	Dyral McMillan (Sr.)	181	1,017	1999
8.	Quinton Flowers (So.)	191	991	2015
9.	Matt Grothe (So.)	198	872	2007
10.	Darrell Scott (Jr.)	153	814	2011

BY A QUARTERBACK

1.	Quinton Flowers (Jr.)	198	1,530*	2016
----	-----------------------	-----	--------	------

CAREER

RANK	NAME	ATTEMPTS	YARDS	YEAR
1.	Marlon Mack	586	3,609	2014-2016
2.	Andre Hall	480	2,731	2004-05
3.	Quinton Flowers	402	2,594	2014-present
4.	Rafael Williams	463	2,253	1997-2000
5.	Matt Grothe	545	2,206	2006-09
6.	B.J. Daniels	526	2,068	2008-12
7.	Demetris Murray	425	1,787	2009-12
8.	Moise Plancher	388	1,739	2006-10
9.	Clenton Crossley	366	1,644	2001-04
10.	Mike Ford	331	1,502	2007-09

BY A QUARTERBACK

1.	Quinton Flowers	402	2,594	2014-present
----	-----------------	-----	-------	--------------

\*American Conference Record

# INDIVIDUAL RECORDS RUSHING

## RUSHING TOUCHDOWNS

Game	4	Marlon Mack (Fr.) vs. Western Carolina	2014
	4	Ben Williams (Jr.) at FAU	2007
Season	18	Quinton Flowers (Jr.)	2016
Career	32	Marlon Mack (3 seasons)	2014-16

### GAME

RANK	NAME	NO.	OPPONENT	YEAR
1.	Marlon Mack (Fr.)	4	vs. Western Carolina	8/30/14
	Ben Williams (Jr.)	4	at FAU	10/06/07
3.	19 Times	3		

(A. Hall 4, Q. Flowers 3, M. Blackwell 3, D. McMillan 3, D. Johnson 1, J. Clemons 1, Q. Callum 1, B.J. Daniels 1, M. Grothe 1, D. Scott 1)

### SEASON

RANK	NAME	NO.	YEAR
1.	Quinton Flowers (Jr.)	18	2016
2.	Marlon Mack (Jr.)	15	2016
3.	Andre Hall (Sr.)	13	2005
4.	Quinton Flowers (So.)	12	2015
	Mike Ford (Fr.)	12	2007
6.	Andre Hall (Jr.)	11	2004
7.	Matt Grothe (So.)	10	2007
8.	Six Times	9	last 2014

(Marlon Mack, 2014, B.J. Daniels 2009, M. Grothe 2006, P. Julmiste 2004, M. Blackwell 2001, D. McMillan 1999, O. Dixon 1998)

### BY A QUARTERBACK

1.	Quinton Flowers (So.)	18	2016
----	-----------------------	----	------

### CAREER

RANK	NAME	ATTEMPTS	YARDS	TD	YEAR
1.	Marlon Mack	586	3,609	32	2014-2016
2.	Quinton Flowers	402	2,594	30	2014-present
3.	B.J. Daniels	526	2,068	25	2008-12
4.	Andre Hall	480	2,731	24	2005-06
5.	Matt Grothe	545	2,206	23	2006-09
	Mike Ford	331	1,502	23	2007-09
7.	Marquel Blackwell	402	1,235	20	1999-2002
8.	Demetris Murray	425	1,787	18	2009-12
	Rafael Williams	463	2,253	18	1997-2000
10.	Clenton Crossley	366	1,644	17	2001-04
	Otis Dixon	144	640	17	1997-2000

### BY A QUARTERBACK

1.	Quinton Flowers	402	2,594	30	2014-present
----	-----------------	-----	-------	----	--------------

## LONGEST TOUCHDOWN RUNS (60+ YARDS)

YARDS	NAME	OPPONENT	YEAR
92	Rodney Adams (Sr.)	at Memphis	11/12/16
86	Rafael Williams (So.)	vs. Valparaiso	9/12/98
85	Marlon Mack (Jr.)	vs. Navy	10/28/16
80	Marcus Shaw (Sr.)	vs. McNeese State	8/31/13
80	Lindsey Lamar (Sr.)	vs. Syracuse	10/27/12
80	Jermaine Clemons (So.)	vs. Kentucky Wesleyan	9/6/97
80	Matt Grothe (So.)	at Pittsburgh	11/24/07
75	Marlon Mack (Fr.)	at Memphis	11/22/14
71	B.J. Daniels (Jr.)	vs. UTEP	9/24/11
67	Victor Marc (Jr.)	vs. UTEP	9/24/11
63	Quinton Flowers (Jr.)	vs. Navy	10/28/16
63	Marcus Shaw (Fr.)	vs. Stony Brook	9/4/10
63	Andre Hall (Jr.)	at UAB	11/3/04
62	Quinton Flowers (Jr.)	vs. UCF	11/26/16
62	Marlon Mack (Fr.)	vs. Western Carolina	8/30/14
60	Marlon Mack (Jr.)	at SMU	11/19/16
60	Marlon Mack (Fr.)	vs. Western Carolina	8/30/14

## AVERAGE YARDS PER RUSH

Game (Min. 5 Carries)	18.9	Jermaine Clemons (So.) vs. Kentucky Wesleyan	1997
Game (Min. 10 Carries)	14.5	Lindsey Lamar (Sr.) vs. Syracuse	2012
Game (Min. 15 Carries)	11.4	Marlon Mack (Fr.) vs. Western Carolina	2014
Game (Min. 20 Carries)	11.4	Marlon Mack (Fr.) vs. Western Carolina	2014
Game (Min. 30 Carries)	7.6	Dyral McMillan (Sr.) vs. New Haven	1999
Season (Min. 75 Carries)	7.7	Quinton Flowers (Jr.)	2016
Career (Min. 225 Carries)	6.2	Marlon Mack	2014-16

### GAME (Min. 5 Carries)

RANK	NAME	YPC	ATT-YDS	OPPONENT
1.	Jermaine Clemons (So.)	18.9	7-132	vs. Kentucky Wesleyan, 9/6/97
2.	Rafael Williams (So.)	15.6	8-125	vs. Valparaiso, 9/12/98
3.	Rafael Williams (So.)	14.9	8-119	vs. Morehead St., 11/21/98
4.	Mike Ford (Fr.)	13.8	6-83	vs. Elon, 9/1/07
5.	B.J. Daniels (RFr.)	13.1	8-105	vs. CSU, 9/19/09

### GAME (Min. 10 Carries)

RANK	NAME	YPC	ATT-YDS	OPPONENT
1.	Lindsey Lamar (Sr.)	14.5	10-145	vs. Syracuse, 10/27/12
2.	Quinton Flowers (Jr.)	13.5	13-176	vs. Navy, 10/28/16
3.	Darrell Scott (Jr.)	12.2	12-146	vs. FAMU, 9/17/11
4.	Marcus Shaw (Sr.)	12.1	12-147	vs. McNeese State, 8/31/13
5.	LaFann Williams (Jr.)	11.7	10-117	vs. Valparaiso, 9/12/98

### GAME (Min. 15 Carries)

RANK	NAME	YPC	ATT-YDS	OPPONENT
1.	Marlon Mack (Fr.)	11.4	24-275	vs. Western Carolina, 8/30/14
2.	Marlon Mack (So.)	10.9	21-230	vs. Temple, 11/14/15
	Andre Hall (Jr.)	10.5	19-200	vs. Army, 10/16/04
4.	Mike Ford (Jr.)	10.4	20-207	vs. NIU, 1/2/10
5.	Quinton Flowers (Jr.)	9.8	16-157	vs. UConn, 10/15/16

### GAME (Min. 20 Carries)

RANK	NAME	YPC	ATT-YDS	OPPONENT
1.	Marlon Mack (Fr.)	11.4	24-275	vs. Western Carolina, 8/30/14
2.	Marlon Mack (So.)	10.9	21-230	vs. Temple, 11/14/15
3.	Quinton Flowers (Jr.)	10.5	20-210	at Memphis, 11/12/16
4.	Mike Ford (Jr.)	10.4	20-207	vs. NIU, 1/2/10
5.	Andre Hall (Jr.)	9.5	29-275	at UAB, 11/3/04

### GAME (Min. 30 Carries)

RANK	NAME	YPC	ATT-YDS	OPPONENT
1.	Dyral McMillan (Sr.)	7.6	34-258	vs. New Haven, 11/6/99
2.	Rafael Williams (Fr.)	6.0	30-179	vs. Morehead St., 10/4/97
3.	Dyral McMillan (Sr.)	5.5	40-221	vs. Hofstra, 11/13/99
4.	Andre Hall (Sr.)	4.8	35-168	at Rutgers, 11/5/05

### SEASON (Min. 75 Carries)

RANK	NAME	YPC	ATT-YDS	YEAR
1.	Quinton Flowers (Jr.)	7.7	198-1,530	2016
2.	Marlon Mack (Jr.)	6.8	174-1,187	2016
3.	Marlon Mack (So.)	6.6	210-1,381	2015
	LaFann Williams (Jr.)	6.6	88-580	1998
5.	Andre Hall (Jr.)	6.5	210-1,357	2004
6.	Rafael Williams (So.)	6.0	98-586	1998

### CAREER (Min. 225 Carries)

RANK	NAME	YPC	ATT-YDS	YEAR
1.	Marlon Mack	6.2	586-3,609	2014-2016
2.	Dyral McMillan	5.8	225-1,246	1998-99
3.	Andre Hall	5.7	480-2,731	2004-05
4.	Rafael Williams	4.9	463-2,253	1997-2000
5.	Marcus Shaw	4.8	239-1,248	2010-13
6.	Moise Plancher	4.5	388-1,739	2006-10
	Clenton Crossley	4.5	366-1,644	2001-04
	Mike Ford	4.5	331-1,502	2007-09
	Vince Brewer	4.5	243-1,099	2000-03
10.	Demetris Murray	4.2	425-1,787	2009-12



INDIVIDUAL RECORDS RUSHING

AVERAGE YARDS PER GAME

Season	123.4	Andre Hall (Jr.)	2004
Career	118.7	Andre Hall	2004-05

SEASON

RANK	NAME	YPG	YDS / GAMES	YEAR
1.	Andre Hall (Jr.)	123.4	1,357 / 11	2004
2.	Quinton Flowers (Jr.)	117.7	1,530 / 13	2016
3.	Marlon Mack (So.)	115.1*	1,381 / 13	2015
4.	Andre Hall (Sr.)	114.5	1,374 / 12	2005
5.	Marlon Mack (Jr.)	98.8	1,187 / 12	2016

\* Led American Athletic Conference

CAREER

RANK	NAME	YPG	YDS / GAMES	YEAR
1.	Andre Hall	118.7	2,731 / 23	2004-05
2.	Marlon Mack	100.2	3,609 / 36	2014-16
3.	Dyral McMillan	62.3	1,246 / 20	1998-99
4.	Matt Grothe	52.5	2,206 / 42	2006-09
5.	Rafael Williams	53.6	2,253 / 42	1997-2000
6.	Clenton Crossley	51.3	1,644 / 32	2001-04
7.	Mike Ford	44.2	1,502 / 34	2007-09
8.	B.J. Daniels	44.0	2,068 / 47	2008-12
9.	Moise Plancher	39.5	1,739 / 44	2006-10
10.	Demetris Murray	38.8	1,787 / 46	2009-12

MOST 100-YARD GAMES

Season	9	Marlon Mack (So.)	2015
Career	20	Marlon Mack	2014-16

SEASON

RANK	NAME	GAMES	YEAR
1.	Marlon Mack (So.)	9	2015
2.	Quinton Flowers (Jr.)	8	2016
3.	Marlon Mack (Jr.)	7	2016
4.	Andre Hall (Sr.)	6	2005
	Andre Hall (Jr.)	6	2004
6.	Marlon Mack (Fr.)	4	2014
	B.J. Daniels (RFr.)	4	2009
	Dyral McMillan (Sr.)	4	1999

CAREER

RANK	NAME	GAMES	YEAR
1.	Marlon Mack	20	2014-16
2.	Andre Hall	12	2004-05
3.	Quinton Flowers	10	2014-present
4.	B.J. Daniels	8	2008-12
5.	Rafael Williams	7	1997-2000

CONSECUTIVE 100-YARD GAMES

GAMES	NAME	OPPONENTS
5	Quinton Flowers	2016: vs. Navy (176), at Memphis (2010), at SMU (142) vs. UCF (152), vs. S. Carolina (105)
5	Marlon Mack	2015: at ECU (117), vs. Temple (230), vs. Cincinnati (106), at UCF (102), vs. Western Kentucky (108)
4	Andre Hall (Jr.)	2004: at UAB (275), vs. ECU (161), at Cincinnati (155), vs. Memphis (134)

MOST 200-YARD GAMES

SEASON

RANK	NAME	GAMES	YEAR
1.	Andre Hall (Jr.)	2	2004
	Dyral McMillan (Sr.)	2	1999

CAREER

RANK	NAME	GAMES	YEAR
1.	Andre Hall	3	2004-05
2.	Quinton Flowers (QB)	2	2014-present
	Marlon Mack	2	2014-16
	Dyral McMillan	2	1998-99

THREE 100-YARD RUSHERS IN A GAME (1)

DATE	OPPONENT	NAMES
10/28/16	vs. Navy	Q. Flowers (176), M. Mack (125), D. Johnson (107)

TWO 100-YARD RUSHERS IN A GAME (6)

DATE	OPPONENT	NAMES
10/8/16	vs. ECU	Marlon Mack (152) / Quinton Flowers (115)
10/15/16	vs. UConn	Quinton Flowers (157) / Marlon Mack (107)
10/28/16	vs. Navy	Q. Flowers (176), M. Mack (125), D. Johnson (107)
11/19/16	at SMU	Quinton Flowers (142) / Marlon Mack (129)
11/26/16	vs. UCF	Marlon Mack (155) / Quinton Flowers (152)
12/21/15	vs. W. Kentucky	Marlon Mack (108) / Quinton Flowers (108)
10/27/12	vs. Syracuse	Lindsey Lamar (145) / B.J. Daniels (134)
11/10/07	vs. Syracuse	Mike Ford (134) / Aston Samuels (101)
10/6/07	at FAU	Ben Williams (186) / Matt Grothe (120)
11/21/98	vs. Morehead St.	LaFann Williams (122) / Rafael Williams (119)
9/12/98	vs. Valparaiso	Rafael Williams (125) / LaFann Williams (117)

MOST YARDS IN TWO CONSECUTIVE GAMES

RANK	NAME	YARDS	GAMES (YARDS), DATE
1.	Dyral McMillan (Sr.)	479	vs. New Haven (258), 11/06/99; vs. Hofstra (221), 11/13/99
2.	Andre Hall (Jr.)	436	at UAB (275), 11/4/04; vs. ECU (161), 11/13/04
3.	Andre Hall (Sr.)	390	at Rutgers (168), 11/5/05; at Syracuse (222), 11/12/05
4.	Quinton Flowers (Jr.)	386	vs. Navy (176), 10/28/16, at Memphis (210), 11/12/16
5.	Quinton Flowers (Jr.)	352	at Memphis (210), 11/12/16, at SMU (142), 11/19/16

MOST YARDS IN THREE CONSECUTIVE GAMES

RANK	NAME	YARDS	GAMES (YARDS), DATE
1.	Andre Hall (Jr.)	591	at UAB (275), 11/3/04; vs. ECU (161), 11/13/04; at Cincinnati (155), 11/20/04
2.	Andre Hall (Jr.)	549	vs. Army (200), 10/16/04; at Louisville (74), 10/22/04; at UAB (275), 11/3/04
3.	Quinton Flowers (Jr.)	528	vs. Navy (176), 10/28/16, at Memphis (210), 11/12/16, at SMU (142), 11/19/16
4.	Andre Hall (Jr.)	510	at Louisville (74), 10/22/04; at UAB (275), 11/3/04 vs. ECU (161), 11/13/04
5.	Quinton Flowers (Jr.)	504	at Memphis (210), 11/12/16, at SMU (142), 11/19/16 vs. UCF (152), 11/26/16
6.	Dyral McMillan (Sr.)	500	at JMU (21), 10/30/99; vs. New Haven (259), 11/6/99; vs. Hofstra (221), 11/13/99

LONGEST NON-SCORING RUNS

YARDS	NAME	OPPONENT	YEAR
75	Aston Samuels (RFr.)	at Syracuse	11/10/07
67	Quinton Flowers (So.)	vs. SMU	10/24/15
67	Demetris Murray (So.)	at Louisville	11/13/10
65	Marlon Mack (Jr.)	vs. ECU	10/8/16
60	Andre Hall (Jr.)	at Cincinnati	11/20/04
58	Andre Hall (Jr.)	at TCU	9/25/04
57	Andre Hall (Jr.)	vs. Army	10/16/04
54	Quinton Flowers (Jr.)	vs. UConn	10/15/16
53	B.J. Daniels (Sr.)	vs. Syracuse	10/27/12



Bulls' fifth all-time career rusher, quarterback Matt Grothe.

# INDIVIDUAL RECORDS RUSHING

## HIGH HOME AND ROAD RUSHING GAMES

	NAME	YARDS	OPPONENT	DATE
Home	Marlon Mack	275	vs. Western Carolina	8/30/14
Road	Andre Hall (Jr.)	275	at UAB	11/3/04
Bowl	Mike Ford (Jr.)	207	vs. NIU	1/2/10
			2009 International Bowl	

## TOP RUSHING GAMES BY CLASS

CLASS	NAME	YARDS	OPPONENT	DATE
Senior	Dyral McMillan	258	vs. New Haven	11/6/99
Junior	Andre Hall	275	at UAB	11/3/04
Sophomore	Marlon Mack	230	vs. Temple	11/14/15
Freshman	Marlon Mack	275	vs. Western Carolina	8/30/14

## TOP RUSHING SEASONS BY CLASS

CLASS	NAME	YARDS	YEAR
Senior	Andre Hall	1,374	2005
Junior	Quinton Flowers	1,530	2016
Sophomore	Marlon Mack	1,381	2015
Freshman	Marlon Mack	1,041	2014

## ALL-TIME 100+ YARD RUSHING GAMES (96)

RANK	NAME	ATTEMPTS	YARDS	OPPONENT	DATE
1.	Marlon Mack (Fr.)	24	275	vs. Western Carolina	8/30/14
	Andre Hall (Jr.)	29	275	at UAB	11/3/04
3.	Dyral McMillan (Sr.)	34	258	vs. New Haven	11/6/99
4.	Marlon Mack (So.)	21	230	vs. Temple	11/14/15
5.	Andre Hall (Sr.)	24	222	at Syracuse	11/12/05
6.	Dyral McMillan (Sr.)	40	221	vs. Hofstra	11/13/99
7.	Quinton Flowers (Jr.)	20	210	at Memphis	11/12/16
8.	Mike Ford (Jr.)	20	207	vs. NIU	1/2/10
9.	Quinton Flowers (So.)	23	201	vs. SMU	10/24/15
10.	Andre Hall (Jr.)	19	200	vs. Army	10/16/04
11.	Ben Williams (Jr.)	25	186	at FAU	10/6/07
12.	Marlon Mack (So.)	20	184	vs. Syracuse	10/10/15
13.	Rafael Williams (Fr.)	30	179	vs. Morehead St.	10/4/97
	Quinton Flowers (Jr.)	13	176	vs. Navy	10/28/16
15.	Andre Hall (Sr.)	35	168	at Rutgers	11/5/05
16.	Andre Hall (Jr.)	27	161	vs. ECU	11/13/04
	Quinton Flowers (Jr.)	18	159	vs. Florida State	9/24/16
18.	Marcus Shaw (Sr.)	22	159	vs. FAU	9/14/13
	Quinton Flowers (Jr.)	16	157	vs. UConn	10/15/16
20.	Andre Hall (Sr.)	18	156	vs. FAMU	9/10/05
21.	Marlon Mack (Jr.)	20	155	vs. UCF	11/26/16
	Andre Hall (Sr.)	22	155	vs. UCF	9/17/05
	Andre Hall (Jr.)	16	155	at Cincinnati	11/20/04
	Quinton Flowers (Jr.)	20	152	vs. UCF	11/26/16
	Marlon Mack (Jr.)	18	152	vs. ECU	10/8/16
26.	Darrell Scott (Jr.)	12	146	vs. FAMU	9/17/11
	Matt Grothe (So.)	25	146	at UConn	10/27/07
28.	Marcus Shaw (Sr.)	12	145	vs. McNeese State	8/31/13
	Lindsey Lamar (Sr.)	10	145	vs. Syracuse	10/27/12
30.	Dyral McMillan (Sr.)	14	144	vs. New Hampshire	10/23/99
31.	Quinton Flowers (Jr.)	16	142	at SMU	11/19/16
32.	B.J. Daniels (RFr.)	22	141	vs. Louisville	11/21/09
33.	Mike Ford (Fr.)	24	140	vs. Louisville	11/17/07
34.	Moise Plancher (Sr.)	21	135	vs. Rutgers	11/3/10
35.	B.J. Daniels (Sr.)	12	134	vs. Syracuse	10/27/12
	Mike Ford (Fr.)	28	134	at Syracuse	11/10/07
	Andre Hall (Jr.)	24	134	vs. Memphis	11/27/04
38.	Jermaine Clemons (So.)	14	133	vs. Charleston So.	11/1/97
39.	Marquel Blackwell (So.)	12	132	at Baylor	9/23/00
	Jermaine Clemons (So.)	7	132	vs. Kentucky Wesleyan	9/6/97
41.	Marlon Mack (So.)	23	131	vs. FAMU	9/5/15
42.	Marlon Mack (Fr.)	19	130	at Tulsa	10/18/14
	B.J. Daniels (Jr.)	15	130	vs. UTEP	9/24/11
44.	Marlon Mack (Jr.)	18	129	at SMU	11/19/16
45.	Marcus Shaw (Sr.)	20	127	vs. Miami	9/28/13

46.	B.J. Daniels (RFr.)	23	126	at Florida St.	9/26/09
47.	Marlon Mack (Jr.)	11	125	vs. Navy	10/28/16
	Rafael Williams (So.)	8	125	vs. Valparaiso	9/12/98
49.	Rafael Williams (Sr.)	28	122	vs. James Madison	9/16/00
	LaFann Williams (Jr.)	13	122	vs. Morehead St.	11/21/98
51.	Darius Tice (Sr.)	19	120	vs. N. Illinois	9/10/16
	Matt Grothe (So.)	14	120	vs. FAU	10/6/07
53.	Andre Hall (Jr.)	28	119	at TCU	9/25/04
	Rafael Williams (So.)	8	119	vs. Morehead St.	11/21/98
55.	Marlon Mack (Jr.)	20	118	at Cincinnati	10/1/16
	Andre Hall (Sr.)	19	118	vs. N.C. State	12/31/05
	Rafael Williams (Fr.)	12	118	vs. Davidson	11/22/97
58.	Marlon Mack	27	117	at ECU	11/7/15
	B.J. Daniels (Jr.)	21	117	at Syracuse	11/11/11
	DeJuan Green (Sr.)	13	117	at ECU	11/8/03
	LaFann Williams (Jr.)	10	117	vs. Valparaiso	9/12/98
62.	Marlon Mack (Jr.)	9	115	at Syracuse	9/17/16
	Quinton Flowers (Jr.)	16	115	vs. ECU	10/8/16
	Demetris Murray (So.)	15	115	vs. WKU	9/25/10
	Moise Plancher (Sr.)	18	115	at WKU	9/12/09
66.	Rafael Williams (Sr.)	19	114	vs. Jacksonville St.	9/2/00
67.	Marlon Mack (So.)	13	113	at UConn	10/17/15
	Marquel Blackwell (So.)	17	113	vs. Troy St.	9/30/00
69.	Lindsey Lamar (Sr.)	15	110	at Louisville	10/20/12
	Dyral McMillan (Sr.)	19	110	vs. Liberty	10/9/99
71.	Quinton Flowers (So.)	16	108	vs. W. Kentucky	12/21/15
	Marlon Mack (So.)	17	108	vs. W. Kentucky	12/21/15
	Demetris Murray (Sr.)	16	108	at Miami	11/17/12
	Ben Williams (So.)	22	108	vs. UConn	10/7/06
75.	D'Ernest Johnson (Jr.)	19	107	vs. Navy	10/28/16
	Marlon Mack (Jr.)	16	107	vs. UConn	10/15/16
	Marlon Mack (So.)	20	107	vs. Memphis	10/2/15
	B.J. Daniels (So.)	13	107	at Florida	9/11/10
	Rafael Williams (Fr.)	10	107	at Cumberland	11/8/97
80.	Marlon Mack (So.)	11	106	vs. Cincinnati	11/20/15
	Demetris Murray (So.)	13	106	at Louisville	11/11/10
82.	Quinton Flowers (Jr.)	21	105	vs. South Carolina	12/29/16
	Marlon Mack (Fr.)	31	105	vs. UConn	9/19/14
	B.J. Daniels (RFr.)	8	105	vs. Charleston So.	9/19/09
	Clenton Crossley (Jr.)	12	105	vs. Charleston So.	10/18/03
	Vince Brewer (Fr.)	14	105	vs. Austin Peay	11/18/00
87.	B.J. Daniels (RFr.)	14	104	vs. WVU	10/30/09
88.	Marlon Mack (So.)	18	102	at UCF	11/26/15
	Marlon Mack (Fr.)	16	102	at Memphis	11/22/14
	Dyral McMillan (Jr.)	16	102	vs. Cumberland	11/7/98
91.	Moise Plancher (Sr.)	24	101	at Miami	11/27/10
	Aston Samuels (Fr.)	2	101	at Syracuse	11/10/07
	Ricky Ponton (So.)	17	101	at North Carolina	10/14/06
94.	Darrell Scott (Jr.)	19	100	at Rutgers	11/5/11
	Matt Grothe (So.)	16	100	vs. UCF	10/13/07
	Andre Hall (Sr.)	29	100	vs. Cincinnati	11/19/05



Bulls' sixth all-time career rusher, quarterback B.J. Daniels.



# INDIVIDUAL RECORDS PASSING



Bulls' career leader in pass attempts, completions and yards, Marquel Blackwell.



Bulls' second all-time leader in attempts, completions and yards, Matt Grothe.

## PASS ATTEMPTS

Game	65	Marquel Blackwell (Jr.) at Pittsburgh	9/8/01
Season	456	Marquel Blackwell (Jr.)	2001
Career	1,417	Marquel Blackwell	1999-2002

### GAME

RANK	NAME	ATTEMPTS	OPPONENT	DATE
1.	Marquel Blackwell (Jr.)	65	at Pittsburgh	9/8/01
2.	Marquel Blackwell (Jr.)	61	at Memphis	9/22/01
3.	Marquel Blackwell (Jr.)	55	at Utah	10/6/01
4.	Matt Grothe (So.)	54	vs. Cincinnati	11/3/07
5.	B.J. Daniels (Jr.)	48	vs. Cincinnati	10/22/11
6.	Ronnie Banks (Jr.)	47	vs. Louisville	10/4/03
	Marquel Blackwell (Sr.)	47	at North Texas	10/5/02
8.	Marquel Blackwell (Jr.)	46	vs. Southern Utah	10/20/01
9.	Matt Grothe (Jr.)	45	vs. Kansas	9/12/08
10.	Matt Grothe (Jr.)	43	vs. Rutgers	11/15/08

### SEASON

RANK	NAME	ATTEMPTS	YEAR
1.	Marquel Blackwell (Jr.)	456	2001
2.	Marquel Blackwell (Sr.)	403	2002
3.	Matt Grothe (So.)	392	2007
4.	Matt Grothe (Jr.)	380	2008
5.	B.J. Daniels (Jr.)	365	2011
6.	Quinton Flowers (Jr.)	331	2016
7.	Chad Barnhardt (Jr.)	326	1997
8.	Matt Grothe (RFr.)	317	2006
9.	Marquel Blackwell (So.)	296	2000
10.	B.J. Daniels (Sr.)	290	2012

### CAREER

RANK	NAME	ATTEMPTS	YEAR
1.	Marquel Blackwell	1,417	1999-2002
2.	Matt Grothe	1,148	2006-09
3.	B.J. Daniels	1,132	2008-12
4.	Quinton Flowers	627	2014-present
5.	Pat Julmiste	591	2003-06
6.	Chad Barnhardt	519	1997-98

## PASS COMPLETIONS

Game	37	Marquel Blackwell (Jr.) vs. Southern Utah	10/20/01
Season	37	Marquel Blackwell (Jr.) at Pittsburgh	9/8/01
Career	258	Marquel Blackwell (Jr.)	2001
	795	Marquel Blackwell	1999-2002

### GAME

RANK	NAME	COMPLETIONS	OPPONENT	DATE
1.	Marquel Blackwell (Jr.)	37	vs. Southern Utah	10/20/01
	Marquel Blackwell (Jr.)	37	at Pittsburgh	9/8/01
3.	Matt Grothe (Jr.)	32	vs. Kansas	9/12/08
4.	B.J. Daniels (Jr.)	31	vs. Cincinnati	10/22/11
	Matt Grothe (So.)	31	vs. Cincinnati	11/3/07
6.	Matt Grothe (Jr.)	30	at Louisville	10/25/08
7.	Marquel Blackwell (Sr.)	29	at North Texas	10/5/02
8.	Matt Grothe (Jr.)	28	vs. Rutgers	11/15/08
	Marquel Blackwell (Jr.)	28	at Utah	10/6/01
10.	Four Times	27		

### SEASON

RANK	NAME	COMPLETIONS	YEAR
1.	Marquel Blackwell (Jr.)	258	2001
2.	Matt Grothe (Jr.)	240	2008
3.	Matt Grothe (So.)	232	2007
4.	Marquel Blackwell (Sr.)	230	2002
5.	B.J. Daniels (Jr.)	215	2011
6.	Quinton Flowers (Jr.)	207	2016
7.	Matt Grothe (RFr.)	202	2006
8.	Chad Barnhardt (Jr.)	186	1997
9.	Marquel Blackwell (So.)	171	2000
10.	B.J. Daniels (Sr.)	165	2012

### CAREER

RANK	NAME	COMPLETIONS	YEAR
1.	Marquel Blackwell	795	1999-2002
2.	Matt Grothe	717	2006-09
3.	B.J. Daniels	649	2008-12
4.	Quinton Flowers	378	2014-present
5.	Chad Barnhardt	300	1997-98
6.	Pat Julmiste	289	2003-06

# INDIVIDUAL RECORDS PASSING

## PASSING YARDS

Game	409	B.J. Daniels (Jr.) vs. Cincinnati	10/22/11
Season	2,911	Matt Grothe (Jr.)	2008
Career	9,108	Marquel Blackwell	1999-2002

### GAME

RANK	NAME	YARDS	OPPONENT	DATE
1.	B.J. Daniels (Jr.)	409	vs. Cincinnati	10/22/11
2.	B.J. Daniels (Jr.)	382	vs. FAMU	9/17/11
	Matt Grothe (So.)	382	vs. Cincinnati	11/3/07
4.	Matt Grothe (RFR.)	364	vs. Syracuse	11/11/06
5.	B.J. Daniels (Sr.)	363	at Nevada	9/8/12
6.	Marquel Blackwell (So.)	360	vs. WKU	11/4/00
7.	B.J. Daniels (Jr.)	359	vs. Ball St.	9/10/11
8.	Quinton Flowers (Jr.)	350	vs. N. Illinois	9/10/16
9.	Matt Grothe (Jr.)	346	vs. UCF	9/12/08
10.	Matt Grothe (Jr.)	344	at Louisville	10/25/08

### SEASON

RANK	NAME	YARDS	YEAR
1.	Matt Grothe (Jr.)	2,911	2008
2.	Marquel Blackwell (Jr.)	2,882	2001
3.	Quinton Flowers (Jr.)	2,812	2016
4.	Matt Grothe (So.)	2,670	2007
5.	Marquel Blackwell (Sr.)	2,590	2002
6.	B.J. Daniels (Jr.)	2,585	2011
7.	Matt Grothe (RFR.)	2,576	2006
8.	Chad Barnhardt (Jr.)	2,362	1997
9.	Quinton Flowers (So.)	2,296	2015
10.	B.J. Daniels (Sr.)	2,075	2012

### CAREER

RANK	NAME	YARDS	YEAR
1.	Marquel Blackwell	9,108	1999-2002
2.	Matt Grothe	8,669	2006-09
3.	B.J. Daniels	8,433	2008-12
4.	Quinton Flowers	5,219	2014-present
5.	Chad Barnhardt	4,138	1997-98
6.	Pat Julmiste	3,461	2003-06

## AVERAGE YARDS PER GAME

Season	262.0	Marquel Blackwell (Jr.)	2001
Career	207.0	Marquel Blackwell	1999-2002

### SEASON (Min. 10 Games)

RANK	NAME	YPG	YDS / GAMES	YEAR
1.	Marquel Blackwell (Jr.)	262.0	2,882 / 11	2001
2.	B.J. Daniels (Jr.)	235.0	2,585 / 11	2011
3.	Marquel Blackwell (Sr.)	235.5	2,590 / 11	2002
4.	Matt Grothe (Jr.)	223.9	2,911 / 13	2008
5.	Quinton Flowers (Jr.)	215.9	2,812 / 13	2016

### CAREER (Min. 20 Games)

RANK	NAME	YPG	YDS / GAMES	YEAR
1.	Marquel Blackwell	207.0	9,108 / 44	1999-2002
2.	Matt Grothe	206.4	8,669 / 42	2006-09
3.	Chad Barnhardt	196.7	4,138 / 21	1997-98
4.	B.J. Daniels	179.4	8,433 / 47	2008-12
5.	Pat Julmiste	98.4	3,642 / 37	2003-06

## MOST 50-YARD PASS PLAYS

### CAREER

RANK	NAME	PLAYS	YEAR
1.	B.J. Daniels	15	2008-12
2.	Quinton Flowers	12	2014-present
3.	Marquel Blackwell	11	1999-2002
4.	Pat Julmiste	9	2003-06
5.	Matt Grothe	8	2006-09

## COMPLETION PERCENTAGE

Game	82.8 (24-29)	Quinton Flowers (Jr.)	at Memphis, 11/12/16
Season	63.7 (202-317)	Matt Grothe (RFR.)	2006
Career	62.5 (717-1,148)	Matt Grothe	2006-09

### GAME (Min. 20 Attempts)

RANK	NAME	PCT	COMP-ATT	OPPONENT	DATE
1.	Quinton Flowers (Jr.)	82.8	24-29	at Memphis	11/12/16
2.	Matt Grothe (Sr.)	82.6	19-23	vs. Wofford	9/5/09
3.	Marquel Blackwell (Jr.)	80.4	37-46	vs. Southern Utah	10/20/01
4.	Matt Grothe (RFR.)	76.0	19-25	vs. Pittsburgh	11/4/06
5.	Matt Grothe (Jr.)	75.0	30-40	vs. Louisville	10/25/08
6.	B.J. Daniels (So.)	74.1	20-27	vs. Clemson	12/31/10
7.	Matt Grothe (So.)	73.9	17-23	vs. Louisville	11/17/07
8.	Matt Grothe (RFR.)	73.3	22-30	at WVU	11/25/06
9.	Matt Grothe (Jr.)	73.0	19-26	vs. Syracuse	10/18/08
10.	Quinton Flowers (Jr.)	72.4	21-29	vs. ECU	10/8/16

### SEASON (Min. 100 Attempts)

RANK	NAME	PCT	COMP-ATT	YEAR
1.	Matt Grothe (RFR.)	63.7	202-317	2006
2.	Matt Grothe (Jr.)	63.2	240-380	2008
3.	Quinton Flowers (Jr.)	62.5	207-331	2016
4.	Matt Grothe (So.)	59.2	232-392	2007
5.	Quinton Flowers (So.)	59.1	163-276	2015
	Chad Barnhardt (Sr.)	59.1	114-193	1998
7.	B.J. Daniels (Jr.)	58.9	215-365	2011
8.	B.J. Daniels (So.)	58.4	143-245	2010
9.	Marquel Blackwell (So.)	57.8	171-296	2000
10.	Marquel Blackwell (Sr.)	57.1	230-408	2002

### CAREER (Min. 200 Attempts)

RANK	NAME	PCT	COMP-ATT	YEAR
1.	Matt Grothe	62.5	717-1,148	2006-09
2.	Chad Barnhardt	57.8	300-519	1997-98
3.	B.J. Daniels	57.3	649-1,132	2008-12
4.	Marquel Blackwell	56.1	795-1,417	1999-2002
5.	Ronnie Banks	49.7	176-354	2001-04

## AVERAGE YARDS PER COMPLETION

Game	20.5	Glen Gauntt (So.) vs. Cumberland	1998
Season	16.3	B.J. Daniels (RFR.)	2009
Career	13.8	Chad Barnhardt	1997-98

### GAME (Min. 10 Completions)

RANK	NAME	YPC	YDS / COMP	OPPONENT	DATE
1.	Glen Gauntt (So.)	20.5	266 / 13	vs. Cumberland	11/7/98
2.	Chad Barnhardt (Sr.)	19.8	238 / 12	vs. Elon	10/4/98
3.	Quinton Flowers (So.)	19.5	273 / 14	vs. W. Kentucky	12/21/15
4.	Pat Julmiste (So.)	19.4	233 / 12	vs. ECU	11/13/04
5.	Chad Barnhardt (Sr.)	18.3	293 / 16	at Liberty	9/19/98

### SEASON (Min. 60 Completions)

RANK	NAME	YPC	YDS / COMP	YEAR
1.	B.J. Daniels (RFR.)	16.3	1,983 / 122	2009
2.	Chad Barnhardt (Sr.)	15.6	1,776 / 114	1998
3.	Quinton Flowers (So.)	14.0	2,296 / 163	2015
4.	Quinton Flowers (Jr.)	13.5	2,812 / 207	2016
5.	Mike White (So.)	13.4	1,639 / 122	2014

### CAREER (Min. 120 Completions)

RANK	NAME	YPC	YDS / COMP	YEAR
1.	Chad Barnhardt	13.8	4,138 / 300	1997-98
2.	B.J. Daniels	13.0	8,433 / 649	2008-12
3.	Pat Julmiste	12.6	3,642 / 289	2003-06
4.	Matt Grothe	12.1	8,669 / 717	2006-09
5.	Marquel Blackwell	11.5	9,108 / 795	1999-2002



# INDIVIDUAL RECORDS PASSING

## PASSING TOUCHDOWNS

Game	5	Marquel Blackwell (Sr.) at ECU	2002
Season	24	Quinton Flowers (Jr.)	2016
Career	67	Marquel Blackwell	1999-2002

### GAME

RANK	NAME	NO.	OPPONENT	DATE
1.	Marquel Blackwell (Sr.)	5	at ECU	10/19/02
2.	Nine Times	4	Last, Q. Flowers vs. NIU, '16 (Marquel Blackwell 3, Quinton Flowers 2, Chad Barnhardt 1, Ronnie Banks 1, B.J. Daniels 1)	

### SEASON

RANK	NAME	NO.	YEAR
1.	Quinton Flowers (Jr.)	24	2016
2.	Quinton Flowers (So.)	22	2015
3.	Marquel Blackwell (Jr.)	20	2001
4.	Matt Grothe (Jr.)	18	2008
	Marquel Blackwell (Sr.)	18	2002
6.	Chad Barnhardt (Sr.)	17	1998
7.	Marquel Blackwell (Fr.)	16	1999
8.	Matt Grothe (RFR.)	15	2006
9.	B.J. Daniels (Sr.)	14	2012
	B.J. Daniels (RFR.)	14	2009
	Matt Grothe (So.)	14	2007

### CAREER

RANK	NAME	COMP-ATT	YARDS	TD	YEAR
1.	Marquel Blackwell	795-1,417	9,108	67	1999-2002
2.	B.J. Daniels	649-1,132	8,433	52	2008-12
	Matt Grothe	717-1,148	8,669	52	2006-09
4.	Quinton Flowers	378-627	5,219	46	2014-present
5.	Chad Barnhardt	300-519	4,138	27	1997-98

## LONGEST TOUCHDOWN PASSES

YARDS	NAME	OPPONENT	DATE
95	M. Blackwell to D. Rubin	vs. NIU	9/7/02
85	M. White to A. Davis	at Tulsa	10/18/14
85	B.J. Daniels to C. Mitchell	at Syracuse	10/3/09
84	Quinton Flowers to Rodney Adams	vs. Florida State	9/24/16
84	B.J. Daniels to D. Scott	vs. FAMU	9/26/11
79	M. Grothe to T. Johnson	vs. Syracuse	11/11/06
77	Quinton Flowers to M. Valdes-Scantling	at SMU	11/19/16
77	P. Julmiste to J. Peyton	at UAB	11/3/04
76	P. Julmiste to A. Hall	at Pittsburgh	10/15/05
75	M. White to R. Bronson	vs. N.C. State	9/13/14
75	C. Barnhardt to C. Dell	vs. Elon	10/10/98
75	C. Barnhardt to C. Dell	vs. Slippery Rock	9/5/98
75	G. Gregory to C. Mitchell	vs. UCF	10/13/07
73	Quinton Flowers to Ryeshene Bronson	vs. N. Illinois	9/10/16
73	B.J. Daniels to S. Griffin	at Florida St.	9/26/09
71	Quinton Flowers to D'Ernest Johnson	at Florida St.	9/12/15
70	F. Hornes from B.J. Daniels	at Cincinnati	10/22/10

### TOUCHDOWN PASSES BY NON-QB

YARDS	NAME	OPPONENT	DATE
50	Charlie Jackson (WR) to Leon Mathews (WR)	vs. Citadel	10/3/98
34	D'Ernest Johnson (RB) to Tyre McCants (WR)	vs. W. Kentucky	12/21/15
29	D'Ernest Johnson (RB) to Rodney Adams (WR)	at UConn	10/17/15
27	Demetris Murray (RB) to Deonte Welch (WR)	vs. Louisville	11/25/11
16	Andre Hall (RB) to Pat Julmiste (QB)	vs. Pittsburgh	12/4/04
11	Amarri Jackson (WR) to Derek Carter (TE)	vs. Louisville	9/24/05
3	Clenton Crossley (RB) to Tim Jones (TE)	vs. Utah St.	11/24/01

## 200-PLUS-YARD PASSING GAMES

Season	10	Marquel Blackwell (Jr.)	2001
Career	23	Marquel Blackwell	1999-2002

### GAMES

RANK	NAME	COMP-ATT	YARDS	OPPONENT	DATE
1.	B.J. Daniels (Jr.)	31-48	409	vs. Cincinnati	10/22/11
2.	B.J. Daniels (Jr.)	21-31	382	vs. FAMU	9/17/11
	Matt Grothe (So.)	31-54	382	vs. Cincinnati	11/3/07
4.	Matt Grothe (RFR.)	25-35	364	vs. Syracuse	11/11/06
5.	B.J. Daniels (Sr.)	22-40	363	at Nevada	9/8/11
6.	Marquel Blackwell (So.)	27-39	360	vs. WKU	11/4/00
7.	B.J. Daniels (Jr.)	28-39	359	vs. Ball St.	9/10/11
8.	Quinton Flowers (Jr.)	21-33	350	vs. N. Illinois	9/10/16
9.	Matt Grothe (Jr.)	23-40	346	vs. UCF	9/6/08
10.	Matt Grothe (Jr.)	30-40	344	vs. Louisville	10/25/08
11.	Marquel Blackwell (Jr.)	37-65	343	at Pittsburgh	9/8/01
12.	Matt Grothe (Jr.)	32-45	338	vs. Kansas	9/12/08
13.	Chad Barnhardt (Sr.)	19-41	331	at Hofstra	10/24/98
14.	Pat Julmiste (So.)	22-33	324	at TCU	9/25/04
15.	Marquel Blackwell (Sr.)	19-33	321	at ECU	10/19/02
16.	B.J. Daniels (Sr.)	19-30	312	at Ball State	9/22/12
17.	Mike White (Fr.)	26-41	311	at Houston	10/31/13
18.	Marquel Blackwell (Sr.)	23-36	305	at Houston	11/23/02
19.	B.J. Daniels (RFR.)	20-34	304	vs. Louisville	11/21/09
20.	Matt Grothe (RFR.)	21-31	302	at UCF	9/16/06

21.	Chad Barnhardt (Jr.)	24-42	299	vs. Drake	9/20/97
22.	Marquel Blackwell (Jr.)	37-46	295	vs. Southern Utah	10/20/01
23.	Chad Barnhardt (Sr.)	16-33	293	vs. Valparaiso	9/12/98
24.	Matt Grothe (Jr.)	28-43	292	vs. Rutgers	11/15/08
25.	Marquel Blackwell (Jr.)	18-35	291	vs. Liberty	10/27/01
26.	Ronnie Banks (Jr.)	16-31	288	vs. Nicholls St.	9/6/03
27.	B.J. Daniels (So.)	13-16	286	at Cincinnati	10/22/10
28.	Marquel Blackwell (Jr.)	24-37	284	vs. Houston	11/3/01
29.	Marquel Blackwell (Jr.)	28-55	281	at Utah	10/6/01
30.	Matt Grothe (RFR.)	22-30	279	at WVU	11/25/06
31.	Marquel Blackwell (Jr.)	20-33	277	vs. Western Illinois	11/10/01
	Marquel Blackwell (Jr.)	23-35	277	vs. UConn	10/13/01
33.	Marquel Blackwell (Jr.)	25-61	276	at Memphis	9/22/01
34.	Quinton Flowers (So.)	14-32	273	vs. W. Kentucky	12/21/15
	Marquel Blackwell (Sr.)	22-34	273	vs. NIU	9/7/02
	Marquel Blackwell (So.)	17-34	273	vs. Troy St.	9/30/00
37.	Mike White (So.)	17-26	272	at Tulsa	10/18/14
38.	Marquel Blackwell (Sr.)	29-47	271	at North Texas	10/5/02
39.	Glen Gauntt (So.)	13-19	266	vs. Cumberland	11/7/98
40.	B.J. Daniels (So.)	15-22	264	vs. Stony Brook	9/4/10
41.	Quinton Flowers (Jr.)	24-29	263	at Memphis	11/12/16
	Marquel Blackwell (Sr.)	27-39	263	vs. FAU	8/29/02
43.	Quinton Flowers (Jr.)	23-32	261	vs. South Carolina	12/29/16
44.	Ronnie Banks (Jr.)	11-21	260	at Southern Miss	10/25/03
	Chad Barnhardt (Jr.)	18-33	260	at Elon	10/11/97
46.	Quinton Flowers (So.)	15-22	259	vs. Syracuse	10/10/15
	Matt Grothe (Jr.)	20-29	259	at N.C. State	9/27/08
48.	Mike White (So.)	21-41	257	vs. East Carolina	10/11/14
49.	Ronnie Banks (Jr.)	26-47	256	vs. Louisville	10/4/03
50.	Marquel Blackwell (So.)	14-20	255	vs. Liberty	10/21/00
	Chad Barnhardt (Jr.)	14-28	255	vs. Kentucky Wesleyan	9/6/97
52.	B.J. Daniels (Jr.)	23-34	254	at Syracuse	11/11/11
53.	Quinton Flowers (Jr.)	21-29	250	vs. ECU	10/8/16
54.	Matt Grothe (Jr.)	19-26	248	vs. Syracuse	10/18/08
55.	Matt Grothe (So.)	17-34	247	at Rutgers	10/18/07
56.	Marquel Blackwell (Sr.)	24-36	246	vs. Memphis	11/9/02
	Marquel Blackwell (Sr.)	20-37	246	vs. Southern Miss	10/12/02
58.	Chad Barnhardt (Jr.)	19-30	245	at Cumberland	11/8/97
59.	B.J. Daniels (Sr.)	15-33	242	vs. Rutgers	9/13/12
60.	Matt Grothe (RFR.)	16-25	241	vs. Rutgers	9/29/06
61.	Marquel Blackwell (Fr.)	19-41	239	vs. New Haven	11/6/99
62.	Matt Grothe (So.)	23-39	238	vs. Elon	9/1/07
	Marquel Blackwell (Fr.)	15-22	238	vs. Liberty	10/9/99
	Chad Barnhardt (Sr.)	12-19	238	vs. Elon	10/10/98
65.	Matt Grothe (RFR.)	15-31	237	at Louisville	11/18/06

INDIVIDUAL RECORDS PASSING

200-YARD PASSING GAMES (Cont.)

RANK	NAME	COMP-ATT	YARDS	OPPONENT	DATE
66.	Matt Grothe (Jr.)	17-24	236	vs. Memphis	12/20/08
	Marquel Blackwell (So.)	22-42	236	at Baylor	9/23/00
68.	Pat Julmiste (So.)	12-16	233	vs. ECU	11/13/04
69.	B.J. Daniels (RFr.)	13-26	232	vs. WVU	10/30/09
70.	Quinton Flowers (So.)	15-22	230	vs. Temple	11/14/15
	Matt Grothe (So.)	17-30	230	vs. North Carolina	9/22/07
72.	B.J. Daniels (Jr.)	21-44	226	vs. WVU	12/1/11
73.	B.J. Daniels (Sr.)	17-26	225	vs. Chattanooga	9/1/12
74.	B.J. Daniels (Jr.)	18-36	223	at Pittsburgh	9/29/11
	Marquel Blackwell (Jr.)	17-32	223	at NIU	8/30/01
76.	Pat Julmiste (Jr.)	18-35	222	at Pittsburgh	10/15/05
77.	Marquel Blackwell (Sr.)	21-40	220	vs. Bowling Green	11/16/02
78.	Quinton Flowers (Jr.)	19-29	219	vs. Navy	10/28/16
	B.J. Daniels (Sr.)	18-31	219	at Temple	10/6/12
80.	Ronnie Banks (Jr.)	22-41	218	at Army	9/27/03
81.	Mike White (Fr.)	19-34	217	vs. SMU	11/23/03
82.	B.J. Daniels (RFr.)	14-22	217	vs. NIU	1/3/10
83.	B.J. Daniels (RFr.)	8-21	215	at Florida St.	9/26/09
84.	Quinton Flowers (Jr.)	23-37	213	vs. UConn	10/15/16
85.	Matt Grothe (So.)	15-28	212	vs. UCF	10/13/07
86.	Mike White (Fr.)	15-34	211	at UCF	11/29/13
87.	Chad Barnhardt (Jr.)	14-22	211	vs. Davidson	11/22/97
88.	Bobby Eveld (So.)	20-35	210	vs. Louisville	11/25/11
89.	Quinton Flowers (So.)	12-20	208	at Navy	10/31/15
	B.J. Daniels (RFr.)	15-32	208	vs. Cincinnati	10/15/09
	B.J. Daniels (RFr.)	12-20	208	at Syracuse	10/3/09
	Matt Grothe (Sr.)	13-22	208	at WKU	9/12/09
93.	Marquel Blackwell (Jr.)	15-24	206	vs. North Texas	9/29/01
94.	Chad Barnhardt (Sr.)	12-22	205	vs. Slippery Rock	9/5/98
95.	B.J. Daniels (Jr.)	15-24	202	vs. UTEP	9/24/11
	Chad Barnhardt (Sr.)	19-27	202	vs. WKU	10/17/98
97.	Quinton Flowers (So.)	12-23	200	at ECU	11/7/15
	Pat Julmiste (Jr.)	21-35	200	at Penn St.	9/3/05

SEASON

RANK	NAME	GAMES	YEAR
1.	Marquel Blackwell (Jr.)	10	2001
2.	B.J. Daniels (Jr.)	7	2011
	Matt Grothe (Jr.)	7	2008
	Marquel Blackwell (Sr.)	7	2002
5.	Quinton Flowers (Jr.)	6	2016

CAREER

RANK	NAME	GAMES	YEAR
1.	Marquel Blackwell	23	1999-2002
2.	B.J. Daniels	20	2008-12
3.	Matt Grothe	18	2006-09
4.	Quinton Flowers	11	2014-present

MOST YARDS IN TWO CONSECUTIVE GAMES

RANK	NAME	YARDS	GAMES (YARDS)
1.	B.J. Daniels (Jr.)	741	vs. Ball St. (359), 9/11/11; vs. FAMU (382), 9/17/11
2.	Matt Grothe (Jr.)	719	at UCF (346), 9/26/08; vs. Kansas (338), 9/12/08
3.	Marquel Blackwell (Jr.)	619	at Pitt (343), 9/8/01; at Memphis (276), 9/22/01
4.	B.J. Daniels (Sr.)	605	at Nevada (363), 9/8/12; vs. Rutgers (242), 9/13/12
5.	Matt Grothe (RFr.)	601	vs. Syracuse (364), 11/11/06; at Louisville (237), 11/18/06
6.	Matt Grothe (Jr.)	592	at N.C. State (248), 9/26/08; at Louisville (344), 9/12/08
7.	B.J. Daniels (Sr.)	588	vs. Chattanooga (225), 9/1/12; at Nevada (363), 9/8/12
8.	Marquel Blackwell (Jr.)	586	vs. So. Utah (295), 10/20/01; vs. Liberty (291), 10/27/01
9.	B.J. Daniels (Jr.)	584	vs. FAMU (382), 9/17/11; vs. UTEP (202), 9/24/11
10.	Marquel Blackwell (Jr.)	575	vs. Liberty (291), 10/27/01; vs. Houston (284), 11/3/01



Bulls' leader in career 300-yard passing games, B.J. Daniels.

300-YARD PASSING GAMES

Season	3	B.J. Daniels (Jr.)	2011
	3	Matt Grothe (Jr.)	2008
Career	6	B.J. Daniels	2008-12
	6	Matt Grothe	2006-09

SEASON

RANK	NAME	GAMES	YEAR
1.	B.J. Daniels (Jr.)	3	2011
	Matt Grothe (Jr.)	3	2008
3.	B.J. Daniels (Sr.)	2	2012
	Matt Grothe (RFr.)	2	2006
	Marquel Blackwell (Sr.)	2	2002

CAREER

RANK	NAME	GAMES	YEAR
1.	B.J. Daniels	6	2008-12
	Matt Grothe	6	2006-09
3.	Marquel Blackwell	4	1999-2002
4.	Quinton Flowers	1	2014-present
	Pat Julmiste	1	2003-06
	Chad Barnhardt	1	1997-98



INDIVIDUAL RECORDS PASSING

PASS EFFICIENCY RATING

Game	272.7	B.J. Daniels (So.) at Cincinnati	2010
Season	156.1	Chad Barnhardt (Sr.)	1998
Career	135.8	Chad Barnhardt	1997-98

GAME (Min. 10 Attempts)

RANK	NAME	RATING	OPPONENT	DATE
1.	B.J. Daniels (So.)	272.7	at Cincinnati	10/22/10
2.	Marquel Blackwell (So.)	243.1	vs. Liberty	10/21/00
3.	Matt Grothe (Sr.)	215.1	vs. Charleston So.	9/19/09
4.	BJ Daniels (Jr.)	213.8	vs. FAMU	9/17/11
5.	Quinton Flowers (So.)	209.77	vs. Cincinnati	11/20/15

SEASON (Min. 100 Attempts)

RANK	NAME	RATING	YEAR
1.	Chad Barnhardt (Sr.)	156.1	1998
2.	Quinton Flowers (Jr.)	153.47	2016
3.	Quinton Flowers (So.)	149.4	2015
4.	B.J. Daniels (RFr.)	139.6	2009
5.	Matt Grothe (RFr.)	138.8	2006
6.	Matt Grothe (Jr.)	135.8	2008
7.	Marquel Blackwell (So.)	126.8	2000
8.	B.J. Daniels (Jr.)	126.3	2011
9.	B.J. Daniels (Sr.)	126.0	2012
10.	Marquel Blackwell (Sr.)	124.3	2002

CAREER (Min. 200 Attempts)

RANK	NAME	RATING	YEAR
1.	Chad Barnhardt	135.8	1997-98
2.	Matt Grothe	133.2	2006-09
3.	B.J. Daniels	128.2	2008-12
4.	Marquel Blackwell	121.9	1999-2002
5.	Pat Julmiste	99.8	2003-06

TD-TO-INT RATIO

Season	6.0	Marquel Blackwell (Sr.)	2002
Career	2.4	Marquel Blackwell	1999-2002

SEASON (Min. 100 Attempts)

RANK	NAME	RATIO	TD / INT	YEAR
1.	Marquel Blackwell (Sr.)	6.0	18 / 3	2002
2.	Quinton Flowers (Jr.)	3.4	24 / 7	2016
3.	Marquel Blackwell (So.)	3.3	13 / 4	2000
4.	Quinton Flowers (So.)	2.7	22 / 8	2015
5.	B.J. Daniels (Jr.)	1.9	13 / 7	2011
	Chad Barnhardt (Sr.)	1.9	17 / 9	1998

CAREER (Min. 200 Attempts)

RANK	NAME	RATIO	TD / INT	YEAR
1.	Marquel Blackwell	2.4	67 / 28	1999-2002
2.	Chad Barnhardt	1.7	27 / 16	1997-98
3.	B.J. Daniels	1.3	52 / 39	2008-12
4.	Matt Grothe	1.2	52 / 44	2006-09



Bulls' career leader in pass efficiency rating, Chad Barnhardt.

STARTING QUARTERBACK RECORDS

Most Starts (Career)	42	Marquel Blackwell	1999-2002
Most Wins (Season)	11	Quinton Flowers	2016
Most Wins (Career)	30	Marquel Blackwell	1999-2002
Win Percentage (Career)	.714	Marquel Blackwell	1999-2000

NAME	STARTS	WINS	RECORD	YEARS
1. Marquel Blackwell	42	30	30-12 (.714)	1999-2002
2. Matt Grothe	41	28	28-13 (.682)	2006-09
3. B.J. Daniels	42	21	21-21 (.500)	2008-12
4. Quinton Flowers	27	20	20-7 (.740)	2014-present
5. Pat Julmiste	24	13	13-11 (.541)	2003-06
6. Chad Barnhardt	21	12	12-9 (.571)	1997-98
7. Ronnie Banks	9	4	4-5 (.444)	2003-04
8. Mike White	14	3	3-11 (.214)	2013-14
9. Glen Gauntt	3	2	2-1	1997-99
10. Brian Fisher	1	1	1-0	2003
11. Steven Bench	3	1	1-2	2013-15
12. Bobby Eveld	7	1	1-6	2010-13
13. Courtney Denson	1	0	0-1	2005
14. Matt Floyd	3	0	0-3	2012-13

FIRST CAREER STARTS AT QUARTERBACK

NAME	DEBUT GAME	DATE	SCORE
Chad Barnhardt (Jr.)	vs. Kentucky Wesleyan	9/6/97	W, 80-3
Glen Gauntt (RFr.)	vs. Cumberland	1/7/98	W, 69-3
Marquel Blackwell (RFr.)	at WKU	9/18/99	W, 21-6
Ronnie Banks (Jr.)	at Alabama	8/30/03	L, 17-40
Brian Fisher (Jr.)	vs. Charleston Southern	10/18/03	W, 55-7
Pat Julmiste (Fr.)	at ECU	11/3/03	W, 38-37 (OT)
Courtney Denson (So.)	at Penn St.	9/3/05	L, 13-23
Matt Grothe (RFr.)	vs. FIU	9/9/06	W, 21-20
B.J. Daniels (RFr.)	at Florida St.	9/26/09	W, 17-7
Bobby Eveld (Fr.)	vs. UConn	12/4/10	L, 19-16
Matt Floyd (RFr.)	at Cincinnati	11/23/12	L, 27-10
Steven Bench (So.)	vs. Miami	9/28/13	L, 49-21
Mike White (Fr.)	at Houston	10/31/13	L, 35-21
Quinton Flowers (Fr.)	at SMU	11/15/14	W, 14-13

# INDIVIDUAL RECORDS PASSING

## MOST INTERCEPTIONS

Game	4	Mike White (Fr.) vs. Memphis	2013
	4	B.J. Daniels (So.) at Florida	2010
	4	Matt Grothe (So.) vs. Cincinnati	2007
	4	Pat Julmiste (So.) vs. Southern Miss	2004
Season	14	Matt Grothe (Jr.)	2008
	14	Matt Grothe (So.)	2007
	14	Matt Grothe (RFr.)	2006
Career	44	Matt Grothe	2006-09

### GAME

RANK	NAME	INT	OPPONENT	DATE
1.	Mike White (Fr.)	4	vs. Memphis	11/16/13
	B.J. Daniels (So.)	4	at Florida	9/11/10
	Matt Grothe (So.)	4	vs. Cincinnati	11/3/07
	Pat Julmiste (So.)	4	vs. Southern Miss	10/2/04
4.	10 Times	3	Last - B.J. Daniels vs. Rutgers	9/13/12

### SEASON - MOST

RANK	NAME	INT	YEAR
1.	Matt Grothe (Jr.)	14	2008
	Matt Grothe (So.)	14	2007
	Matt Grothe (RFr.)	14	2006
4.	B.J. Daniels (So.)	12	2010
5.	Pat Julmiste (Jr.)	11	2005
	Marquel Blackwell (Jr.)	11	2001
7.	B.J. Daniels (Sr.)	10	2012
	Marquel Blackwell (Fr.)	10	1999
9.	B.J. Daniels (RFr.)	9	2009
	Chad Barnhardt (Sr.)	9	1998

### SEASON - FEWEST (Minimum 200 attempts)

RANK	NAME	INT	YEAR
1.	Marquel Blackwell (Sr.)	3	2002
2.	Marquel Blackwell (So.)	4	2000
3.	Quinton Flowers (Jr.)	7	2016
	B.J. Daniels (Jr.)	7	2011
	Chad Barnhardt (Jr.)	7	1997

### CAREER - MOST

RANK	NAME	INT	YEAR
1.	Matt Grothe	44	2006-09
2.	B.J. Daniels	39	2008-12
3.	Marquel Blackwell	28	1999-2002
4.	Pat Julmiste	23	2003-06
5.	Mike White	16	2013-14
	Chad Barnhardt	16	1997-98

### CAREER - FEWEST (Minimum 500 attempts)

RANK	NAME	INT	YEAR
1.	Marquel Blackwell	28	1999-2002
2.	B.J. Daniels	39	2008-12
3.	Matt Grothe	44	2006-09

## LOWEST INTERCEPTION PERCENTAGE

Season	0.74	Marquel Blackwell (Sr.)	2002
Career	1.98	Marquel Blackwell	1999-2002

### SEASON (Min. 100 Attempts)

RANK	NAME	PCT	INT-ATT	YEAR
1.	Marquel Blackwell (Sr.)	0.74	3-403	2002
2.	Marquel Blackwell (So.)	1.35	4-296	2000
3.	B.J. Daniels (Jr.)	1.91	7-365	2011
4.	Quinton Flowers (Jr.)	2.11	7-331	2016
5.	Chad Barnhardt (Jr.)	2.15	7-326	1997

### CAREER (Min. 200 Attempts)

RANK	NAME	PCT	INT-ATT	YEAR
1.	Marquel Blackwell	1.98	28-1,417	1999-2002
2.	Chad Barnhardt	3.08	16-519	1997-98
3.	Ronnie Banks	3.39	12-354	2001-04
4.	B.J. Daniels	3.45	39-1,132	2008-12
5.	Matt Grothe	3.83	44-1,148	2006-09

## CONSECUTIVE ATTEMPTS WITHOUT AN INT

### SINGLE GAME

RANK	NAME	ATTEMPTS	OPPONENT	DATES
1.	Marquel Blackwell (Jr.)	63	at Pittsburgh	9/8/01
2.	Matt Grothe (Jr.)	45	vs. Kansas	9/12/08
3.	B.J. Daniels (Jr.)	42	vs. Cincinnati	10/22/11
	Marquel Blackwell (Jr.)	42	vs. So. Utah	10/20/01
	Marquel Blackwell (So.)	42	at Baylor	9/23/00
	Chad Barnhardt (Jr.)	42	vs. Drake	9/6/97
6.	B.J. Daniels (Sr.)	40	at Nevada	9/8/12
	Marquel Blackwell (Sr.)	40	vs. Bowling Green	11/16/02

### MULTIPLE GAMES

RANK	NAME	ATTEMPTS	YEAR
1.	Marquel Blackwell (Jr.)	235	2001
2.	B.J. Daniels (Jr.)	129	2011
3.	Chad Barnhardt (Jr.-Sr.)	121	1997-98
4.	Marquel Blackwell (So.)	111	2000
5.	Chad Barnhardt (Jr.)	110	1997
6.	Pat Julmiste (So.)	109	2004
7.	Quinton Flowers (Jr.)	106	2016



INDIVIDUAL RECORDS RECEIVING



Bulls' career leader in receptions and receiving yards, Andre Davis.



Rodney Adams sets the Bulls' season receptions record in 2016 and receiving yards record in 2015, then tying it in 2016.

RECEPTIONS

Game	12	Andre Davis (So.) at Nevada	9/8/12
Season	67	Rodney Adams (Jr.)	2016
Career	153	Andre Davis	2011-14

GAME

RANK	NAME	RECEPTIONS	OPPONENT	DATE
1.	Andre Davis (So.)	12 (191)	at Nevada	9/8/12
2.	Dontavia Bogan (Sr.)	11 (98)	at Cincinnati	10/14/10
	DeAndrew Rubin (Jr.)	11 (144)	at Pittsburgh	9/8/01
4.	Jessie Hester (Jr.)	10 (110)	vs. Rutgers	11/15/08
	Hugh Smith (Sr.)	10 (70)	vs. NIU	9/7/02
6.	Rodney Adams (Jr.)	9 (78)	vs. UCF	11/26/16
	Andre Davis (Jr.)	9 (134)	at Houston	10/31/13
	Huey Whittaker (Sr.)	9 (96)	vs. Louisville	10/4/03
	Huey Whittaker (So.)	9 (82)	vs. Southern Utah	10/20/01
	Huey Whittaker (So.)	9 (101)	at Utah	10/6/01
	Rafael Williams (Sr.)	9 (82)	at Middle Tenn. St.	11/11/00

BY A TIGHT END

1.	Trevor Hypolite (Jr.)	7 (75)	at Citadel	9/13/97
----	-----------------------	--------	------------	---------

BY A RUNNING BACK

1.	Marlon Mack (Jr.)	9 (61)	at Memphis	11/12/16
	Rafael Williams (Sr.)	9 (82)	at Middle Tenn. St.	11/11/00

SEASON

RANK	NAME	RECEPTIONS	YEAR
1.	Rodney Adams (Sr.)	67 (822)	2016
2.	Hugh Smith (Sr.)	62 (661)	2002
3.	Jessie Hester (Jr.)	54 (579)	2008
4.	Huey Whittaker (So.)	52 (548)	2001
5.	Andre Davis (Jr.)	49 (735)	2013
6.	Ean Randolph (Sr.)	49 (506)	2006
7.	Dontavia Bogan (Sr.)	47 (685)	2010
8.	Andre Davis (So.)	46 (534)	2012
9.	Rodney Adams (Jr.)	45 (822)	2015
10.	Sterling Griffin (So.)	43 (530)	2011
11.	Carlton Mitchell (Jr.)	40 (706)	2009
	Hugh Smith (Sr.)	40 (475)	2001

BY A TIGHT END

1.	Trevor Hypolite (Jr.)	34 (390)	1997
----	-----------------------	----------	------

BY A RUNNING BACK

1.	Rafael Williams (Sr.)	31 (270)	2000
----	-----------------------	----------	------

CAREER

RANK	NAME	RECEPTIONS	YEAR
1.	Andre Davis	153 (2,136)	2011-14
2.	Rodney Adams	135 (1,967)	2014-16
3.	Hugh Smith	131 (1,523)	1999-2002
4.	Huey Whittaker	117 (1,447)	2001-03
5.	Taurus Johnson	112 (1,434)	2005-08
6.	Dontavia Bogan	107 (1,534)	2007-10
	Jessie Hester	107 (1,226)	2005, 07-09
8.	Carlton Mitchell	105 (1,648)	2007-09
9.	Charlie Jackson	104 (1,373)	1997-2000
10.	DeAndrew Rubin	91 (1,306)	1999-2002

BY A TIGHT END

1.	Sean Price	75 (897)	2012-2015
2.	Cedric Hill	60 (774)	2005-08
3.	Mike McFarland	55 (643)	2011-14
4.	Trevor Hypolite	46 (535)	1997-98

BY A RUNNING BACK

1.	Rafael Williams	68 (659)	1997-2000
2.	Marlon Mack	65 (498)	2014-16
3.	D'Ernest Johnson	62 (756)	2014-present



Dontavia Bogan ranks second in receptions for a single game with 11 at Cincinnati.

INDIVIDUAL RECORDS RECEIVING

RECEIVING YARDS

Game	191	Andre Davis (So.) at Nevada	9/8/12
Season	822	Rodney Adams (Jr. & Sr.)	2015 & 2016
Career	2,136	Andre Davis	2011-14

GAME

RANK	NAME	YARDS	OPPONENT	DATE
1.	Andre Davis (So.)	191 (12)	at Nevada	9/8/12
2.	Andre Davis (Sr.)	154 (6)	at Tulsa	10/18/14
3.	Clif Dell (Jr.)	149 (5)	vs. Kentucky Wesleyan	9/6/97
4.	Rodney Adams (Jr.)	147 (7)	vs. Temple	11/14/15
5.	DeAndrew Rubin (Jr.)	144 (11)	at Pittsburgh	9/8/01
6.	Taurus Johnson (Sr.)	143 (6)	at UCF	9/6/08
	Chris Iskra	143 (6)	vs. Liberty	10/27/01
8.	Carlton Mitchell (Jr.)	139 (6)	at Syracuse	10/3/09
9.	Clif Dell (Sr.)	136 (3)	vs. Slippery Rock	9/5/98
10.	Carlton Mitchell (Jr.)	132 (5)	vs. WVU	10/30/09
	Elgin Hicks (Sr.)	132 (5)	vs. Nicholls St.	9/6/03
12.	Taurus Johnson (So.)	131 (5)	vs. Syracuse	11/11/06
	Andre Hall (Sr.)	131 (7)	at Pittsburgh	10/15/05

BY A TIGHT END

1.	Elkanah Dillion (Fr.)	126 (4)	vs. FAMU	9/5/15
----	-----------------------	---------	----------	--------

BY A RUNNING BACK

1.	Andre Hall (Sr.)	131 (7)	at Pittsburgh	10/15/05
----	------------------	---------	---------------	----------

SEASON

RANK	NAME	YARDS	YEAR
1.	Rodney Adams (Sr.)	822 (67)	2016
	Rodney Adams (Jr.)	822 (45)	2015
3.	Andre Davis (Jr.)	735 (49)	2013
4.	Carlton Mitchell (Jr.)	706 (40)	2009
5.	Dontavia Bogan (Sr.)	685 (47)	2010
6.	Hugh Smith (Sr.)	661 (62)	2002
7.	Andre Davis (Sr.)	594 (36)	2014
8.	Jessie Hester (Jr.)	579 (54)	2008
9.	Huey Whittaker (So.)	548 (52)	2001
10.	Carlton Mitchell (RFR.)	537 (37)	2007

BY A TIGHT END

1.	Trevor Hypolite (Jr.)	390 (34)	1997
----	-----------------------	----------	------

BY A RUNNING BACK

1.	D'Ernest Johnson	356 (26)	2015
----	------------------	----------	------

CAREER

RANK	NAME	YARDS	YEAR
1.	Andre Davis	2,136 (153)	2011-14
2.	Rodney Adams	1,967 (135)	2014-16
3.	Carlton Mitchell	1,648 (105)	2007-09
4.	Dontavia Bogan	1,534 (107)	2007-10
5.	Hugh Smith	1,523 (131)	1999-2002
6.	Huey Whittaker	1,447 (117)	2001-03
7.	Taurus Johnson	1,434 (112)	2005-08
8.	Charlie Jackson	1,373 (104)	1997-2000
9.	DeAndrew Rubin	1,306 (91)	1999-2002
10.	Jessie Hester	1,226 (107)	2005, 07-09

BY A TIGHT END

1.	Sean Price	897 (75)	2012-2015
2.	Cedric Hill	774 (60)	2005-08
3.	Mike McFarland	643 (55)	2011-14
4.	Trevor Hypolite	535 (46)	1997-98

BY A RUNNING BACK

1.	D'Ernest Johnson	756 (62)	2014-present
2.	Rafael Williams	659 (68)	1997-2000
3.	Marlon Mack	498 (65)	2014-16
4.	Demetris Murray	492 (49)	2009-12

RECEIVING TOUCHDOWNS

Game	3	Rodney Adams (Jr.) at UConn	10/17/15
	3	Andre Davis (Sr.) at Tulsa	10/18/14
	3	Elgin Hicks (Sr.) at ECU	11/8/03
Season	9	Rodney Adams (Jr.)	2015
Career	17	Andre Davis	2011-14

GAME

RANK	NAME	TOUCHDOWNS	OPPONENT	DATE
1.	Rodney Adams (Jr.)	3	at UConn	10/17/15
	Andre Davis (Sr.)	3	at Tulsa	10/18/14
	Elgin Hicks (Sr.)	3	at ECU	11/8/03

SEASON

RANK	NAME	TOUCHDOWNS	YEAR
1.	Rodney Adams	9	2015
2.	Andre Davis (Sr.)	7	2014
	Elgin Hicks (Sr.)	7	2003
4.	Andre Davis (So.)	6	2012
	Dontavia Bogan (Sr.)	6	2010
	Taurus Johnson (Sr.)	6	2008
	Scott McCready (Sr.)	6	2000
	RJ Anderson (Jr.)	6	1998
9.	Six Players	5	
	Last: Rodney Adams (Sr.), D'Ernest Johnson (Jr.), Marquez Valdes-Scantling (Jr.)		

CAREER

RANK	NAME	TOUCHDOWNS	YEAR
1.	Andre Davis	17	2011-14
2.	Rodney Adams	16	2014-16
3.	DeAndrew Rubin	14	1999-2002
4.	Dontavia Bogan	12	2007-10
	Taurus Johnson	12	2005-08
6.	D' Ernest Johnson	10	2014-present
	Hugh Smith	10	1999-2002
	RJ Anderson	10	1998-99
9.	Carlton Mitchell	9	2007-09
10.	A.J. Love	8	2007-11
	Jessie Hester	8	2005, 07-09
	Scott McCready	8	1997-2000

AVERAGE YARDS PER RECEPTION

Season	23.3	Clif Dell (Sr.)	1998
Career	15.7	Carlton Mitchell	2007-09

SEASON (Min. 20 Receptions)

RANK	NAME	YPC	REC-YARDS	YEAR
1.	Clif Dell (Sr.)	23.3	23-537	1998
2.	Johnny Peyton (Fr.)	21.3	22-469	2004
3.	Marquez Valdes-Scantling (Jr.)	18.9	22-415	2016
	A.J. Love (Jr.)	18.8	26-489	2009
5.	Rodney Adams (Jr.)	18.3	45-822	2015
6.	Carlton Mitchell (Jr.)	17.6	40-706	2009
7.	Charlie Jackson (Sr.)	17.0	24-407	2000
8.	RJ Anderson (Jr.)	16.7	25-418	1998
9.	Andre Davis (Sr.)	16.5	36-594	2014
	Scott McCready (Jr.)	16.5	22-364	1999

CAREER (Min. 70 Receptions)

RANK	NAME	YPC	REC-YARDS	YEAR
1.	Carlton Mitchell	15.7	105-1,648	2007-09
2.	A.J. Love	14.8	74-1,092	2007-11
3.	Rodney Adams	14.6	135-1,967	2014-16
4.	DeAndrew Rubin	14.4	91-1,306	1999-2002
5.	Dontavia Bogan	14.3	107-1,534	2007-10
6.	Andre Davis	14.0	153-2,136	2011-14
7.	Chris Iskra	13.5	83-1,119	2000-03
8.	Charlie Jackson	13.2	104-1,373	1997-2000
9.	Taurus Johnson	12.8	112-1,434	2005-08
10.	Huey Whittaker	12.4	117-1,447	2001-03



INDIVIDUAL RECORDS RECEIVING

CONSECUTIVE GAMES WITH A RECEPTION

RANK	NAME	GAMES	DATE
1.	Andre Davis	31	10/22/11-8/30/14
2.	Rodney Adams	24	9/19/15 - 12/29/16
3.	Jessie Hester	22	10/6/07-12/20/08
4.	Amarri Jackson	20	9/2/06-10/18/07
	Hugh Smith	20	10/28/00-10/5/02

MOST RECEIVING YARDS IN BACK-TO-BACK GAMES

YARDS	NAME	YEAR (OPPONENT)
278	Andre Davis	2014 (East Carolina & Tulsa)
270	DeAndrew Rubin	2001 (Northern Illinois, Pitt)
244	Andre Davis	2013 (Houston, Memphis)
242	Rodney Adams	2015 (ECU & Temple)
218	Hugh Smith	2002 (East Carolina, Charleston Southern)

100-YARD RECEIVING GAMES

Season	3	Rodney Adams (Jr.)	2015
	3	Andre Davis (Jr.)	2013
	3	Carlton Mitchell (Jr.)	2009
	3	Hugh Smith (Sr.)	2002
Career	6	Andre Davis	2011-14

RANK	NAME	YARDS	OPPONENT	DATE
1.	Andre Davis (So.)	191 (12)	at Nevada	9/8/12
2.	Andre Davis (Sr.)	154 (6)	at Tulsa	10/18/14
3.	Cliff Dell (Jr.)	149 (5)	vs. Kentucky Wesleyan	9/6/97
4.	Rodney Adams (Jr.)	147 (7)	vs. Temple	2015
5.	DeAndrew Rubin (Jr.)	144 (11)	at Pittsburgh	9/8/01
6.	Taurus Johnson (Sr.)	143 (6)	at UCF	9/6/08
	Chris Iskra (So.)	143 (6)	vs. Liberty	10/27/01
8.	Carlton Mitchell (Jr.)	139 (6)	at Syracuse	10/3/09
9.	Cliff Dell (Sr.)	136 (3)	vs. Slippery Rock	9/5/98
10.	Andre Davis (Jr.)	134 (9)	at Houston	10/31/13
11.	Carlton Mitchell (Jr.)	132 (5)	vs. WVU	10/30/09
	Elgin Hicks (Sr.)	132 (5)	vs. Nicholls St.	9/6/03
13.	Taurus Johnson (So.)	131 (5)	vs. Syracuse	11/11/06
	Andre Hall (Sr.)	131 (7)	at Pittsburgh	10/15/05
15.	Rodney Adams (Jr.)	130 (6)	vs. W. Kentucky	12/21/15
	Deonte Welch (RFR.)	130 (5)	vs. Cincinnati	10/22/11
	Carlton Mitchell (Jr.)	130 (4)	at WKU	9/12/09
18.	Elkanah Dillon (RFR.)	126 (4)	vs. FAMU	9/5/15
	Ean Randolph (Sr.)	126 (5)	at UCF	9/16/06
	DeAndrew Rubin (Sr.)	126 (4)	vs. NIU	9/7/02
21.	Andre Davis (Sr.)	124 (6)	vs. East Carolina	10/11/15
	Johnny Peyton (Fr.)	124 (2)	at UAB	11/3/04
23.	Huey Whittaker (Sr.)	122 (5)	at Southern Miss.	10/25/03
24.	A.J. Love (Jr.)	121 (4)	vs. Louisville	11/21/09
	DeAndrew Rubin (Fr.)	121 (3)	at NIU	8/30/01
26.	Rodney Adams (Jr.)	118 (5)	at UConn	10/17/15
	Hugh Smith (Sr.)	118 (6)	at ECU	10/19/02
28.	Rodney Adams (Sr.)	115 (8)	at Memphis	11/12/16
29.	Rodney Adams (Sr.)	113 (7)	vs. ECU	10/8/16
	Ryeshene Bronson (So.)	113 (3)	vs. N. Illinois	9/10/16
	Andre Davis (Jr.)	113 (5)	vs. SMU	11/23/13
32.	Andre Davis (Jr.)	110 (7)	vs. Memphis	11/16/13
	Jessie Hester (Jr.)	110 (10)	vs. Rutgers	11/15/08
	Carlton Mitchell (RFR.)	110 (7)	vs. Cincinnati	11/3/07
	Joe Bain (Jr.)	110 (4)	at TCU	9/25/04
36.	Sterling Griffin (So.)	109 (5)	at Pittsburgh	9/29/11
37.	Carlton Mitchell (RFR.)	107 (2)	vs. UCF	10/13/07
	Hugh Smith (Sr.)	107 (4)	at Houston	11/23/02
	Scott McCready (Sr.)	107 (5)	vs. WKU	11/4/00
40.	Taurus Johnson (So.)	106 (6)	vs. FIU	9/9/06
	Hugh Smith (Jr.)	106 (5)	at Utah	10/6/01
42.	Tyre McCants (So.)	105 (3)	at SMU	11/19/16
43.	Huey Whittaker (So.)	101 (9)	at Utah	10/6/01
	Charlie Jackson (Sr.)	101 (5)	vs. WKU	11/4/00
45.	Hugh Smith (Sr.)	100 (8)	vs. Charleston So.	11/2/02

SEASON

RANK	NAME	GAMES	YEAR
1.	Rodney Adams (Jr.)	3	2015
	Andre Davis (Jr.)	3	2013
	Carlton Mitchell (Jr.)	3	2009
	Hugh Smith (Sr.)	3	2002
2.	Rodney Adams (Sr.)	2	2016
	Andre Davis (Sr.)	2	2014
	Carlton Mitchell (RFR.)	2	2007
	Taurus Johnson (So.)	2	2006

CAREER

RANK	NAME	GAMES	YEAR
1.	Andre Davis	6	2011-14
2.	Rodney Adams	5	2014-16
	Carlton Mitchell	5	2007-09
5.	Hugh Smith	4	1999-2002
5.	Taurus Johnson	3	2005-08
	DeAndrew Rubin	3	1999-2002

TWO 100-YARD RECEIVERS IN A GAME

DATE	OPPONENT	NAMES
10/6/01	at Utah	Hugh Smith (106) / Huey Whittaker (101)
11/4/00	vs. WKU	Scott McCready (107) / Charlie Jackson (101)

LONGEST RECEPTIONS

YARDS	NAME	OPPONENT	DATE
95TD	D. Rubin from M. Blackwell	vs. NIU	9/7/02
85TD	A. Davis from M. White	at Tulsa	10/18/14
85TD	C. Mitchell from B.J. Daniels	at Syracuse	10/3/09
84TD	R. Adams from Q. Flowers	vs. Florida State	9/24/16
84TD	D.Scott from B.J. Daniels	vs. FAMU	9/26/11
79TD	T. Johnson from M. Grothe	vs. Syracuse	11/11/06
77TD	M. Valdes-Scantling from Q. Flowers	at SMU	11/19/16
77	T. Wilson from B.J. Daniels	at Florida St.	9/26/09
77TD	J. Peyton from P. Julmiste	at UAB	11/3/04
76TD	A. Hall from P. Julmiste	at Pittsburgh	10/15/05
75TD	R. Bronson from M. White	vs. N.C. State	9/13/14
75TD	C. Dell from C. Barnhardt	vs. Elon	10/10/98
75TD	C. Dell from C. Barnhardt	vs. Slippery Rock	9/5/98
75TD	C. Mitchell from G. Gregory	vs. UCF	10/13/07
73TD	R. Bronson from Q. Flowers	vs. N. Illinois	9/10/16
73	A. Davis from M. White	at Houston	10/31/13
73TD	S. Griffin from B.J. Daniels	at Florida St.	9/26/09
71 TD	D. Johnson from Q. Flowers	at Florida St.	9/12/15



Carlton Mitchell ranks second in career 100-yard receiving games.

INDIVIDUAL RECORDS TOTAL OFFENSE



Quarterback Matt Grothe is the Bulls all-time career total offense leader with 10,875 yards, an average of 6.4 yards per play on his career.



Quarterback Quinton Flowers set the USF season total offense record in 2016, posting 4,342 yards to rank 10th in the nation with 334.0 yards per game.

2017 USF FOOTBALL

**MOST PLAYS**

Game	76	Matt Grothe (So.) vs. Cincinnati	11/3/07
	76	Marquel Blackwell (Jr.) at Pittsburgh	9/8/01
Season	590	Matt Grothe (So.)	2007
Career	1,819	Marquel Blackwell	1999-2002

**GAME**

RANK	NAME	PLAYS	OPPONENT
1.	Matt Grothe (So.)	76	vs. Cincinnati, 11/3/07
	Marquel Blackwell (Jr.)	76	at Pittsburgh, 9/8/01
3.	Marquel Blackwell (Jr.)	68	at Memphis, 9/22/01
4.	B.J. Daniels (Jr.)	63	vs. Cincinnati, 10/22/11
5.	Marquel Blackwell (Jr.)	61	at Utah, 10/6/01

**SEASON**

RANK	NAME	PLAYS	YEAR
1.	Matt Grothe (So.)	590	2007
2.	Marquel Blackwell (Jr.)	548	2001
3.	Quinton Flowers (Jr.)	529	2016
4.	Matt Grothe (Jr.)	526	2008
5.	B.J. Daniels (Jr.)	497	2011
6.	Matt Grothe (RFr.)	495	2006
7.	Marquel Blackwell (Sr.)	492	2002
8.	Quinton Flowers (So.)	467	2015
	Marquel Blackwell (So.)	424	2000
10.	B.J. Daniels (RFr.)	402	2009

**CAREER**

RANK	NAME	PLAYS	YEAR
1.	Marquel Blackwell	1,819	1999-2002
2.	Matt Grothe	1,693	2006-09
3.	B.J. Daniels	1,658	2008-12
4.	Quinton Flowers	1,029	2014-present
5.	Pat Julmiste	898	2003-06
6.	Chad Barnhardt	595	1997-98
7.	Andre Hall	485	2004-05
8.	Rafael Williams	462	1997-2000

**MOST YARDS**

Game	473	Quinton Flowers (Jr.) at Memphis	11/12/16
Season	4,342	Quinton Flowers (Jr.)	2016
Career	10,875	Matt Grothe	2006-09

**GAME**

RANK	NAME	YARDS	OPPONENT	DATE
1.	Quinton Flowers (Jr.)	472 (210r / 263p)	at Memphis	11/12/16
2.	B.J. Daniels (Jr.)	463 (54r / 409p)	vs. Cincinnati	10/22/11
3.	Matt Grothe (So.)	457 (75r / 382p)	vs. Cincinnati	11/3/07
4.	B.J. Daniels (RFr.)	445 (141r / 304p)	vs. Louisville	11/21/09
5.	Marquel Blackwell (Jr.)	420 (60r / 360p)	vs. WKU	11/4/00
6.	B.J. Daniels (Sr.)	416 (53r / 363p)	at Nevada	9/8/12
	B.J. Daniels (Jr.)	416 (34r / 382p)	vs. FAMU	9/17/11
8.	Matt Grothe (RFr.)	409 (45r / 364p)	vs. Syracuse	11/11/06
9.	Quinton Flowers (Jr.)	403 (53r / 350p)	vs. N. Illinois	9/10/16
10.	Matt Grothe (Jr.)	400 (54r / 346p)	at UCF	9/6/08

**SEASON**

RANK	NAME	YARDS	YEAR
1.	Quinton Flowers (Jr.)	4,342 (1,530r / 2,812p)	2016
2.	Matt Grothe (So.)	3,542 (872r / 2,670p)	2007
3.	Matt Grothe (Jr.)	3,502 (591r / 2,911p)	2008
4.	Quinton Flowers (So.)	3,287 (991r / 2,296p)	2015
5.	Matt Grothe (RFr.)	3,198 (622r / 2,576p)	2006
6.	B.J. Daniels (Jr.)	3,186 (601r / 2,585p)	2011
7.	Marquel Blackwell (Jr.)	3,123 (241r / 2,882p)	2001
8.	Marquel Blackwell (Sr.)	2,892 (302r / 2,590p)	2002
9.	B.J. Daniels (RFr.)	2,755 (772r / 1,983p)	2009
10.	Marquel Blackwell (So.)	2,582 (56r / 2,016p)	2000

**CAREER**

RANK	NAME	YARDS	YEAR
1.	Matt Grothe	10,875 (2,206r / 8,669p)	2006-09
2.	B.J. Daniels	10,501 (2,068r / 8,433p)	2008-12
3.	Marquel Blackwell	10,343 (1,235r / 9,108p)	1999-2002
4.	Quinton Flowers	7,813 (2,594r / 5,219p)	2014-present
5.	Pat Julmiste	4,456 (814r / 3,642p)	2003-06
6.	Chad Barnhardt	3,996 (-142r / 4,138p)	1997-98
7.	Andre Hall	2,747 (2,731r / 16p)	2004-05
8.	Marlon Mack	2,422 (2,422r / 0p)	2014-present
9.	Rafael Williams	2,153 (2,153r / 0p)	1997-2000
10.	Ronnie Banks	1,845 (-115r / 1,960p)	2001-04

OUTLOOK  
PLAYERS  
COACHES  
REVIEW  
RECORDS  
HISTORY  
USF  
MEDIA



INDIVIDUAL RECORDS TOTAL OFFENSE

300-YARD TOTAL OFFENSE GAMES

Season	9	Quinton Flowers (Jr.)	2016
Career	15	Matt Grothe	2006-09

GAME

RANK	NAME	YARDS	OPPONENT	DATE
1.	Quinton Flowers (Jr.)	473 (210 r / 263p)	at Memphis	11/12/16
2.	B.J. Daniels (Jr.)	463 (54r / 409p)	vs. Cincinnati	10/22/11
3.	Matt Grothe (So.)	457 (75r / 382p)	vs. Cincinnati	11/3/07
4.	B.J. Daniels (RFR.)	445 (141r / 304p)	vs. Louisville	11/21/09
5.	Marquel Blackwell (Jr.)	420 (60r / 360p)	vs. WKU	11/4/00
6.	B.J. Daniels (Sr.)	416 (53r / 363p)	at Nevada	9/8/12
	B.J. Daniels (Jr.)	416 (34r / 382p)	vs. FAMU	9/17/11
8.	Matt Grothe (RFR.)	409 (45r / 364p)	vs. Syracuse	11/11/06
9.	Quinton Flowers (Jr.)	403 (53 r / 350p)	vs. N. Illinois	9/10/16
10.	Matt Grothe (Jr.)	400 (54r / 346p)	at UCF	9/6/08
11.	Quinton Flowers (Jr.)	395 (176r / 219p)	vs. Navy	10/28/16
12.	B.J. Daniels (Sr.)	387 (75r / 312p)	at Ball State	9/22/12
13.	Marquel Blackwell (So.)	386 (113r / 273p)	vs. Troy St.	9/30/00
14.	Quinton Flowers (So.)	381 (108r/273p)	vs. W. Kentucky	12/21/15
15.	Matt Grothe (RFR.)	375 (73r / 302p)	at UCF	9/16/06
16.	B.J. Daniels (Jr.)	373 (14r / 359p)	vs. Ball St.	9/10/11
17.	B.J. Daniels (Jr.)	371 (117r / 254p)	at Syracuse	11/11/11
18.	Quinton Flowers (Jr.)	370 (157r / 213p)	vs. UConn	10/15/16
19.	Matt Grothe (Jr.)	368 (30r / 338p)	vs. Kansas	9/12/08
	Marquel Blackwell (So.)	368 (132r / 236p)	at Baylor	9/23/00
21.	Quinton Flowers (Jr.)	366 (105r / 261p)	vs. South Carolina	12/29/16
22.	Quinton Flowers (Jr.)	365 (115r / 250p)	vs. ECU	10/8/16
23.	Marquel Blackwell (Jr.)	354 (11r / 343p)	at Pittsburgh	9/8/01
24.	Marquel Blackwell (Jr.)	350 (66r / 284p)	vs. Houston	11/3/01
25.	Marquel Blackwell (Sr.)	348 (75r / 273p)	vs. NIU	9/7/02
26.	Matt Grothe (Jr.)	342 (50r / 292p)	vs. Rutgers	11/15/08
	Marquel Blackwell (Sr.)	342 (21r / 321p)	at ECU	10/19/02
28.	B.J. Daniels (RFR.)	341 (126r / 215p)	at Florida State	9/26/09
29.	Quinton Flowers (Jr.)	337 (142r / 195p)	at SMU	11/19/16
30.	B.J. Daniels (RFR.)	336 (104r / 232p)	vs. WVU	10/30/09
31.	Mike White (Fr.)	335 (24/311p)	at Houston	10/31/13
	Matt Grothe (So.)	335 (146r / 189p)	at UConn	10/27/07
33.	B.J. Daniels (Jr.)	332 (130r / 202p)	vs. UTEP	9/24/11
34.	Matt Grothe (Jr.)	327 (68r / 259p)	at N.C. State	9/27/08
35.	Matt Grothe (RFR.)	326 (47r / 279p)	at WVU	11/25/06
36.	B.J. Daniels (So.)	321 (35r / 286p)	at Cincinnati	10/22/10
	Marquel Blackwell (Jr.)	321 (45r / 276p)	at Memphis	9/22/01
38.	Quinton Flowers (So.)	320 (90r/230p)	vs. Temple	11/14/15
	Matt Grothe (Jr.)	320 (72r / 248p)	vs. Syracuse	10/18/08
40.	Quinton Flowers (Jr.)	319 (159r / 160p)	vs. Florida State	9/24/16
	Matt Grothe (Jr.)	319 (83r / 236p)	vs. Memphis	12/20/08
42.	Marquel Blackwell (Jr.)	318 (27r / 291p)	vs. Liberty	10/27/01
	Chad Barnhardt (Sr.)	318 (-13r / 331p)	at Hofstra	10/24/98
44.	B.J. Daniels (Sr.)	317 (134r / 183p)	vs. Syracuse	10/27/12
	Matt Grothe (Jr.)	317 (-27r / 344p)	at Louisville	10/25/08
46.	Marquel Blackwell (Jr.)	316 (39r / 277p)	vs. UConn	10/13/01
47.	Quinton Flowers (So.)	314 (55r/259p)	vs. Syracuse	10/10/15
48.	Matt Grothe (So.)	312 (100r / 212p)	vs. UCF	10/13/07
49.	B.J. Daniels (Sr.)	310 (68r / 242p)	vs. Rutgers	9/13/12
50.	Marquel Blackwell (Jr.)	309 (14r / 295p)	vs. Southern Utah	10/20/01
51.	Matt Grothe (So.)	305 (58r / 247p)	at Rutgers	10/18/07
52.	Quinton Flowers (Jr.)	304 (152r / 152p)	vs. UCF	11/26/16
53.	Matt Grothe (RFR.)	302 (61r / 241p)	vs. Rutgers	9/29/06
	Pat Julmiste (So.)	302 (69r / 233p)	vs. ECU	11/13/04

SEASON

RANK	NAME	GAMES	YEAR
1.	Quinton Flowers (Jr.)	9	2016
2.	Matt Grothe (Jr.)	7	2008
	Marquel Blackwell (Jr.)	7	2001
4.	B.J. Daniels (Jr.)	5	2011

CAREER

RANK	NAME	GAMES	YEAR
1.	Matt Grothe	15	2006-09
2.	Quinton Flowers	13	2014-present
	B.J. Daniels	13	2008-12
3.	Marquel Blackwell	11	1999-2002

AVERAGE YARDS PER PLAY

Season	8.2	Quinton Flowers (Jr.)	2016
Career	6.7	Chad Barnhardt	1997-98

SEASON (Min. 100 Plays)

RANK	NAME	AVG	PLAYS-YARDS	YEAR
1.	Quinton Flowers (Jr.)	8.2	529-4,342	2016
2.	Chad Barnhardt (Sr.)	7.3	234-1,721	1998
3.	Quinton Flowers (So.)	7.0	467-3,287	2015
4.	B.J. Daniels (RFR.)	6.9	402-2,755	2009
5.	Matt Grothe (Jr.)	6.7	526-3,502	2008
6.	Andre Hall (Jr.)	6.5	211-1,373	2004
7.	B.J. Daniels (Jr.)	6.4	497-3,186	2011
8.	B.J. Daniels	6.4	394-2,509	2012
9.	Chad Barnhardt (Jr.)	6.3	361-2,275	1997
10.	Marquel Blackwell (So.)	6.1	424-2,582	2000

CAREER (Min. 200 Plays)

RANK	NAME	AVG	PLAYS-YARDS	YEAR
1.	Chad Barnhardt	6.7	595-3,996	1997-98
2.	Matt Grothe	6.4	1,693-10,875	2006-09
3.	B.J. Daniels	6.3	1,658-10,501	2008-12
4.	Andre Hall	5.7	483-2,747	2004-05
	Marquel Blackwell	5.7	1,819-10,343	1999-2002

AVERAGE YARDS PER GAME

Season	333.6	Quinton Flowers (Jr.)	2016
Career	258.9	Matt Grothe	2006-09

SEASON (Min. 10 Games)

RANK	NAME	AVG	YDS / GMS	YEAR
1.	Quinton Flowers (Jr.)	333.6	4,342 / 13	2016
2.	B.J. Daniels (Jr.)	289.6	3,186 / 11	2011
3.	Marquel Blackwell (Jr.)	283.9	3,123 / 11	2001
4.	Matt Grothe (So.)	272.5	3,542 / 13	2007
5.	Marquel Blackwell (Sr.)	262.9	2,892 / 11	2002
6.	Matt Grothe (Jr.)	262.4	3,502 / 13	2008
7.	Quinton Flowers (So.)	252.8	3,287 / 13	2015
8.	Matt Grothe (RFR.)	246.0	3,198 / 13	2006
9.	Marquel Blackwell (So.)	234.7	2,582 / 11	2000
10.	B.J. Daniels (RFR.)	211.9	2,755 / 13	2009

CAREER (Min. 20 Games)

RANK	NAME	AVG	YARDS / GMS	YEAR
1.	Matt Grothe	258.9	10,875 / 42	2006-09
2.	Marquel Blackwell	235.1	10,343 / 44	1999-2002
3.	B.J. Daniels	223.4	10,501 / 47	2008-12
4.	Chad Barnhardt	190.3	3,996 / 21	1997-98
5.	Paat Julmiste	120.4	4,456 / 37	2003-06

TOP RUSHING GAMES BY A QB

RANK	NAME	ATTEMPTS	YARDS	OPPONENT
1.	Quinton Flowers (Jr.)	20	210*	at Memphis, 11/12/16
2.	Quinton Flowers (So.)	23	201	vs. SMU, 10/24/15
	Matt Grothe (So.)	25	146	at UConn, 10/27/07
4.	Quinton Flowers (Jr.)	13	176	vs. Navy, 10/28/16
5.	Quinton Flowers (Jr.)	18	159	vs. Florida State, 9/24/16
6.	Quinton Flowers (Jr.)	16	157	vs. UConn, 10/15/16
7.	Quinton Flowers (Jr.)	20	152	vs. UCF, 11/26/16
8.	Quinton Flowers (Jr.)	16	142	at SMU, 11/19/16
9.	B.J. Daniels (RFR.)	22	141	vs. Louisville, 11/21/09
10.	B.J. Daniels (Sr.)	12	134	vs. Syracuse, 10/27/12

\* American Conference Record

LONGEST RUNS BY A QB

YARDS	NAME	OPPONENT
80 TD	Matt Grothe (So.)	at Pittsburgh, 11/24/07
71 TD	B.J. Daniels (Jr.)	vs. UTEP, 9/24/11
67	Quinton Flowers (So.)	vs. SMU, 10/24/15
63 TD	Quinton Flowers (Jr.)	vs. Navy, 10/28/16
62 TD	Quinton Flowers (Jr.)	vs. UCF, 11/26/16

INDIVIDUAL RECORDS ALL-PURPOSE



Rafael Williams posted the fourth-most all-purpose plays all-time in Bulls' history.



Bulls' single-season leader in all-purpose yards, Andre Hall.

2017 USF FOOTBALL

**MOST PLAYS**

Game .....	40 .....	Dyral McMillan (Sr.) vs. Hofstra .....	1999
Season .....	296 .....	Andre Hall (Sr.) .....	2005
Career .....	651 .....	Marlon Mack .....	2014-16

**GAME**

RANK	NAME	PLAYS	OPPONENT	DATE
1.	Dyral McMillan (Sr.)	40 (40r)	vs. Hofstra	11/13/99
2.	Andre Hall (Sr.)	35 (35r)	at Rutgers	11/5/05
3.	Dyral McMillan (Sr.)	35 (34r / 1rec)	vs. New Haven	11/6/99
4.	Andre Hall (Jr.)	34 (28r / 4rec / 2kr)	at TCU	9/25/04
5.	Rafael Williams (Fr.)	33 (30r / 3rec)	vs. Morehead St.	10/4/97

**SEASON**

RANK	NAME	PLAYS	YEAR
1.	Andre Hall (Sr.)	296 (270r / 26rec)	2005
2.	Andre Hall (Jr.)	244 (210r / 18rec / 16kr)	2004
3.	Marlon Mack (So.)	226 (210r / 16rec)	2015
4.	Marlon Mack (Fr.)	223 (202r / 21rec)	2014
5.	Marlon Mack (Jr.)	202 (174r / 28rec)	2016
6.	Rafael Williams (Sr.)	198 (167r / 31rec)	2000
7.	Matt Grothe (So.)	198 (198r)	2007
8.	Moise Plancher (Sr.)	191 (176r / 15rec)	2010
9.	Demetris Murray (Sr.)	190 (170r / 20rec)	2012
10.	Dyral McMillan (Sr.)	188 (181r / 7rec)	1999

**CAREER**

RANK	NAME	PLAYS	YEAR
1.	Marlon Mack	651 (586r / 65rec)	2014-16
2.	Matt Grothe	547 (545r / 2rec)	2006-09
3.	Andre Hall	540 (480r / 44rec / 16kr)	2004-05
4.	Rafael Williams	531 (463r / 68rec)	1997-2000
5.	B.J. Daniels	526 (526r)	2008-12
6.	Demetris Murray	474 (425r / 49rec)	2009-12
7.	Clenton Crossley	427 (366r / 56rec / 5kr)	2001-04
8.	Moise Plancher	413 (388r / 25rec)	2006-10
9.	Marquel Blackwell	403 (402r / 1rec)	1999-02
10.	Quinton Flowers	402 (402r)	2014-present

**MOST YARDS**

Game .....	281 .....	D'Ernest Johnson (Jr.) vs. Cincinnati .....	11/20/15
Season .....	1,838 .....	Andre Hall (Jr.) .....	2004
Career .....	4,107 .....	Marlon Mack .....	2014-16

**GAME**

RANK	NAME	YARDS	OPPONENT
1.	D'Ernest Johnson (So.)	281 (71r / 29rec / 181ret)	vs. Cincinnati, 11/20/15
2.	Marlon Mack (Fr.)	280 (275r / 5rec)	vs. Western Carolina, 8/30/14
3.	Andre Hall (Jr.)	274 (275r / -1rec)	at UAB, 11/3/04
4.	Marlon Mack (So.)	272 (230r / 42rec)	vs. Temple, 11/14/15
5.	DeAndrew Rubin (Jr.)	271 (0r / 144rec / 85kr / 42pr)	at Pittsburgh, 9/8/01
6.	Rodney Adams (Sr.)	270 (86r / 115rec / 69kr)	at Memphis, 11/12/16
7.	Dyral McMillan (Sr.)	260 (258r / 2rec)	vs. New Haven, 11/6/99

**SEASON**

RANK	NAME	YARDS	YEAR
1.	Andre Hall (Jr.)	1,838 (1,357r / 149rec / 332kr)	2004
2.	Andre Hall (Sr.)	1,695 (1,374r / 321rec)	2005
3.	Rodney Adams (Sr.)	1,587 (231r / 822rec / 534kr)	2016
4.	Quinton Flowers (Jr.)	1,527 (1,530r / -3rec)	2016
5.	Marlon Mack (So.)	1,492 (1,381r / 111rec)	2015
6.	Marlon Mack (Jr.)	1,414 (1,187r / 227rec)	2016
7.	Rodney Adams (Jr.)	1,369 (81r / 822rec / 466ret)	2015
8.	Jermaine Clemons (So.)	1,319 (686r / 249rec / 384kr)	1997
9.	D'Ernest Johnson (Jr.)	1,280 (543r / 293rec / 213pr / 231kr)	2016
10.	D'Ernest Johnson (So.)	1,251 (307r / 356rec / 563ret)	2015

**CAREER**

RANK	NAME	YARDS	YEAR
1.	Marlon Mack	4,107 (3,609r / 498rec)	2014-16
2.	DeAndrew Rubin	3,898 (9r / 1,306rec / 1,534kr / 1,049pr)	1999-2002
3.	Andre Hall	3,533 (2,731r / 470rec / 332kr)	2004-05
4.	Rodney Adams	3,459 (369r / 1,967rec / 1,123kr)	2014-16
5.	Donlavita Bogan	3,179 (47r / 1,534rec / 1,598kr)	2007-10
6.	Charlie Jackson	3,289 (74r / 1,373rec / 789kr / 1,053pr)	1997-2000
7.	Lindsey Lamar	3,162 (836r / 510rec / 1,816kr)	2009-12
8.	D'Ernest Johnson	2,945 (1,000r / 756rec / 238pr / 951kr)	2014-pres
9.	Rafael Williams	2,912 (2,253r / 659rec)	1997-2000
10.	Quinton Flowers	2,594 (2,594r)	2014-present

OUTLOOK  
PLAYERS  
COACHES  
REVIEW  
RECORDS  
HISTORY  
USF  
MEDIA



# INDIVIDUAL RECORDS SCORING

## MOST POINTS SCORED

Game	24	Six times, Last: Marlon Mack vs. WCU, .....	8/30/14
Season	109	Delbert Alvarado (So.) .....	2007
Career	319	Maikon Bonani .....	2008-12

### GAME

RANK	NAME	POINTS SCORED	OPPONENT	DATE
1.	Marlon Mack (Fr.)	24 (4 TD)	vs. Western Carolina	8/30/14
	Darrell Scott (Jr.)	24 (4 TD)	vs. FAMU	9/17/11
	Ben Williams (Jr.)	24 (4 TD)	vs. FAU	10/6/07
	Andre Hall (Jr.)	24 (4 TD)	at TCU	9/25/04
	Dyral McMillan (Sr.)	24 (4TD)	vs. New Hampshire	10/23/99
	Jermaine Clemons (So.)	24 (4 TD)	vs. Kentucky Wesleyan	9/6/97

### SEASON

RANK	NAME	POINTS SCORED	YEAR
1.	Delbert Alvarado (So.)	109 (19 FG / 52 PAT)	2007
2.	Quinton Flowers (Jr.)	108 (18 TD)	2016
3.	Maikon Bonani (Jr.)	99 (19 FG / 42 PAT)	2011
4.	Emilio Nadelman (So.)	98 (15 FG / 53 PAT)	2015
5.	Bill Gramatica (So.)	94 (16 FG / 46 PAT)	1998
6.	Marlon Mack (Jr.)	90 (15 TD)	2016
	Andre Hall (Sr.)	90 (15 TD)	2005
8.	D'Ernest Johnson (Jr.)	84 (14 TD)	2016
9.	Santiago Gramatica (So.)	83 (16 FG / 35 PAT)	2002
10.	Mike Ford (Fr.)	78 (13 TD)	2007

### CAREER

RANK	NAME	POINTS SCORED	YEAR
1.	Maikon Bonani	319 (69 FG / 112 PAT)	2008-12
2.	Santiago Gramatica	246 (38 FG / 132 PAT)	2001-04
3.	Marlon Mack	198 (33 TD)	2014-16
4.	Bill Gramatica	193 (36 FG / 85 PAT)	1998-2000
5.	Quinton Flowers	180 (30 TD)	2014-present
6.	Emilio Nadelman	171 (22 FG / 105 PAT)	2014-present
7.	Delbert Alvarado	169 (26 FG / 91 PAT)	2006-09
8.	Andre Hall	162 (27 TD)	2004-05
9.	B.J. Daniels	152 (25 TD / 1 2PT)	2008-12
10.	Rodney Adams	144 (24 TD)	2014-16
	Mike Ford	144 (24 TD)	2007-09

## LONGEST SCORING PLAYS (From Scrimmage)

YARDS	NAME	OPPONENT	DATE
95 (pass)	M. Blackwell to D. Rubin	vs. NIU	9/7/02
92 (rush)	Rodney Adams	at Memphis	11/12/16
86 (rush)	Rafael Williams (So.)	vs. Valparaiso	9/12/98
85 (rush)	Marlon Mack	vs. Navy	10/28/16
85 (pass)	M. White to A. Davis	at Tulsa	10/18/14
85 (pass)	B.J. Daniels to C. Mitchell	at Syracuse	10/3/09
84 (pass)	Q. Flowers to R. Adams	vs. Florida State	9/24/16
84 (pass)	B.J. Daniels to D. Scott	vs. FAMU	9/26/11
80 (rush)	Marcus Shaw (Sr.)	vs. McNeese State	8/31/13
80 (rush)	Lindsey Lamar (Sr.)	vs. Syracuse	10/27/12
80 (rush)	Jermaine Clemons (So.)	vs. Kentucky Wesleyan	9/6/97
80 (rush)	Matt Grothe (So.)	at Pittsburgh	11/24/07
79 (pass)	M. Grothe to T. Johnson	vs. Syracuse	11/11/06
77 (pass)	Q. Flowers to M. Valdes-Scantlin	at SMU	11/19/16
77 (pass)	P. Julmiste to J. Peyton	at UAB	11/3/04
76 (pass)	P. Julmiste to A. Hall	at Pittsburgh	10/15/05
75 (pass)	M. White to R. Bronson	vs. N.C. State	9/13/14
75 (run)	Marlon Mack to T. House	at Memphis	11/22/14
75 (pass)	C. Barnhardt to C. Dell	vs. Elon	10/10/98
75 (pass)	C. Barnhardt to C. Dell	vs. Slippery Rock	9/5/98
75 (pass)	G. Gregory to C. Mitchell	vs. UCF	10/13/07
73 (pass)	Q. Flowers to R. Bronson	vs. N. Illinois	9/10/16
73 (pass)	B.J. Daniels to S. Griffin	at Florida St.	9/26/09
71 (pass)	Flowers to Johnson	at Florida St.	9/12/15
71 (rush)	B.J. Daniels (Jr.)	vs. UTEP	9/24/11
70 (pass)	F. Hornes from B.J. Daniels	at Cincinnati	10/22/10

## MOST POINTS SCORED BY A PLACE-KICKER

Game	18	Maikon Bonani vs. Syracuse .....	10/27/12
Season	109	Delbert Alvarado (So.) .....	2007
Career	319	Maikon Bonani .....	2008-12

### GAME

RANK	NAME	POINTS SCORED	OPPONENT	DATE
1.	Maikon Bonani (Sr.)	18 (5 FG / 3 PAT)	vs. Syracuse	10/27/12
2.	Santiago Gramatica (So.)	15 (3 FG / 6 PAT)	vs. FAU	8/29/02
	Bill Gramatica (Sr.)	15 (4 FG / 3 PAT)	vs. Jacksonville St.	9/2/00
	Bill Gramatica (Fr.)	15 (2 FG / 9 PAT)	vs. Cumberland	11/7/98
	Bill Gramatica (Fr.)	15 (4 FG / 3 PAT)	vs. Slippery Rock	9/5/98
6.	Emilio Nadelman (So.)	14 (3 FG / 5 PAT)	vs. Temple	11/14/15
	Marvin Kloss (Jr.)	14 (4 FG / 2 PAT)	vs. Cincinnati	10/5/13
	Delbert Alvarado (So.)	14 (2 FG / 8 PAT)	vs. UCF	10/13/07
9.	Santiago Gramatica (So.)	14 (3 FG / 5 PAT)	vs. Charleston So.	11/2/02
10.	Marvin Kloss (Sr.)	13 (3 FG / 4 PAT)	vs. Western Carolina	8/30/14
	Maikon Bonani (Jr.)	13 (3 FG / 4 PAT)	at Syracuse	11/11/11
	Maikon Bonani (Jr.)	13 (3 FG / 4 PAT)	vs. Ball St.	9/10/11
	Maikon Bonani (Fr.)	13 (3 FG / 4 PAT)	at N.C. State	9/27/08
	Maikon Bonani (Fr.)	13 (3 FG / 4 PAT)	vs. Kansas	9/12/08
	Delbert Alvarado (So.)	13 (3 FG / 4 PAT)	vs. North Carolina	9/22/07
	Santiago Gramatica (Jr.)	13 (2 FG / 7 PAT)	vs. Charleston So.	10/18/03
	Steve Riggs (Sr.)	13 (1 FG / 10 PAT)	vs. Kentucky Wesleyan	9/6/97

### SEASON

RANK	NAME	POINTS SCORED	YEAR
1.	Delbert Alvarado (So.)	109 (19 FG / 52 PAT)	2007
2.	Maikon Bonani (Jr.)	99 (19 FG / 42 PAT)	2011
3.	Emilio Nadelman (So.)	98 (15 FG / 53 PAT)	2015
4.	Bill Gramatica (So.)	94 (16 FG / 46 PAT)	1998
5.	Santiago Gramatica (So.)	83 (16 FG / 35 PAT)	2002
6.	Bill Gramatica (Sr.)	77 (16 FG / 29 PAT)	2000
7.	Maikon Bonani (Fr.)	76 (15 FG / 31 PAT)	2008
8.	Steve Riggs (Sr.)	76 (15 FG / 31 PAT)	1997
9.	Maikon Bonani (Sr.)	75 (18 FG / 21 PAT)	2012
10.	Emilio Nadelman (Jr.)	73 (7 FB / 52 PAT)	2016

### CAREER

RANK	NAME	POINTS SCORED	YEAR
1.	Maikon Bonani	319 (69 FG / 112 PAT)	2008-12
2.	Santiago Gramatica	246 (38 FG / 132 PAT)	2001-04
3.	Bill Gramatica	193 (36 FG / 85 PAT)	1998-2000
4.	Delbert Alvarado	169 (26 FG / 91 PAT)	2006-09
5.	Emilio Nadelman	171 (22 FG / 105 PAT)	2014-present

INDIVIDUAL RECORDS PLACE-KICKING

**MOST EXTRA POINT ATTEMPTS**

Game	10	Maikon Bonani (Jr.) vs. FAMU	2011
	10	Steve Riggs (Sr.) vs. Kentucky Wesleyan	1997
Season	54	Emilio Nadelman (So.)	2015
Career	147	Santiago Gramatica	2001-04

**MOST EXTRA POINTS MADE**

Game	10	Maikon Bonani (Jr.) vs. FAMU	2011
	10	Steve Riggs (Sr.) vs. Kentucky Wesleyan	1997
Season	53	Emilio Nadelman (So.)	2015
Career	132	Santiago Gramatica	2001-04

**HIGHEST PCT OF EXTRA POINTS MADE**

Season (min. 20)	1.000 (42-of-42)	Maikon Bonani (Jr.)	2011
Career (min. 70)	97.8 (91-of-93)	Delbert Alvarado	2006-09

**MOST CONSECUTIVE PATS MADE (Individual)**

RANK	NAME	GAMES	DATE
1.	Maikon Bonani	62	10/14/10 - 9/8/12
2.	Emilio Nadelman	61	11/2015-10/21/16
3.	Delbert Alvarado	57	11/11/06 - 11/17/07
4.	Bill Gramatica	45	9/5/98 - 9/5/99
5.	Santiago Gramatica	41	9/6/03 - 10/22/04

**MOST CONSECUTIVE PATS MADE (Team)**

RANK	GAMES	DATE
1.	62	10/14/10 - 9/8/12
2.	61	11/2015-10/21/16
3.	49	11/17/07 - 11/15/08
4.	47	11/4/06 - 11/17/07
5.	45	9/5/98 - 9/5/99

**LONGEST FIELD GOALS**

YARDS	NAME	OPPONENT	DATE
63	Bill Gramatica (Sr.)	vs. Austin Peay	11/18/00
56	Delbert Alvarado (Fr.)	vs. Syracuse	11/11/06
52	Marvin Kloss (Jr.)	vs. Cincinnati	10/5/13
51	Bill Gramatica (Sr.)	vs. James Madison	9/16/00
50	Marvin Kloss (Jr.)	at Houston	10/31/13
50	Marvin Kloss (Jr.)	vs. Louisville	10/26/13
50	Marvin Kloss (Jr.)	vs. FAU	9/14/13
50	Maikon Bonani (Sr.)	vs. UConn	11/3/12
50	Eric Schwartz (Jr.)	vs. Cincinnati	10/15/09
49	Emilio Nadelman (So.)	vs. Cincinnati	11/20/15
49	Marvin Kloss (Jr.)	vs. Michigan State	9/7/13
49	Maikon Bonani (Jr.)	at Notre Dame	9/3/11
49	Maikon Bonani (Fr.)	vs. Cincinnati	10/30/08
47	Emilio Nadelman (So.)	vs. Temple	11/14/15
47	Marvin Kloss (Sr.)	vs. Western Carolina	8/30/14
47	Marvin Kloss (Jr.)	vs. UConn	10/12/13
47	Maikon Bonani (Sr.)	vs. Syracuse	10/27/12
47	Maikon Bonani (So.)	vs. Rutgers	11/3/10
47	Maikon Bonani (So.)	at WVU	10/14/10
47	Delbert Alvarado (Fr.)	vs. Syracuse	11/11/06

**MOST FIELD GOAL ATTEMPTS**

Game	6	Delbert Alvarado (So.) at Auburn	2007
Season	29	Delbert Alvarado (So.)	2007
Career	91	Maikon Bonani	2008-12

**MOST FIELD GOALS MADE**

Game	5	Maikon Bonani (Sr.) vs. Syracuse	2012
Season	19	Maikon Bonani (Jr.)	2011
	19	Delbert Alvarado (So.)	2007
Career	69	Maikon Bonani	2008-12



Bulls' career leader in field goals made, Maikon Bonani.

**HIGHEST PCT OF FIELD GOALS MADE**

Season (min. 15 att)	81.0 (17-of-21)	Maikon Bonani (So.)	2010
Career (min. 20 att)	77.5 (31-of-40)	Marvin Kloss	2011-14

**SEASON (min. 15 attempts)**

RANK	NAME	PCT.	YEAR
1.	Maikon Bonani (So.)	81.0 (17-of-21)	2010
2.	Marvin Kloss (Jr.)	78.3 (18-of-23)	2013
	Maikon Bonani (Sr.)	78.3 (18-of-23)	2012
4.	Santiago Gramatica (So.)	76.2 (16-of-21)	2002
5.	Maikon Bonani (Jr.)	73.0 (19-of-26)	2011
6.	Maikon Bonani (Fr.)	71.4 (15-of-21)	2008
7.	Eric Schwartz (Jr.)	68.8 (11-of-16)	2009
	Kyle Bronson (RFr.)	68.8 (11-of-16)	2005
9.	Bill Gramatica (Sr.)	66.7 (16-of-24)	2000
	Bill Gramatica (So.)	66.7 (16-of-24)	1998

**CAREER**

RANK	NAME	PCT.	YEAR
1.	Marvin Kloss	77.5 (31-of-40)	2011-14
2.	Maikon Bonani	75.8 (69-of-91)	2008-12
3.	Bill Gramatica	67.9 (36-of-53)	1998-2000
4.	Steve Riggs	65.2 (15-of-23)	1997
5.	Santiago Gramatica	60.3 (38-of-63)	2001-04
6.	Eric Schwartz	57.1 (12-of-21)	2009-10

**MOST CONSECUTIVE FIELD GOALS MADE**

RANK	NAME	FGs	DATE
1.	Marvin Kloss	13	8/31/13-12/7/13
2.	Maikon Bonani	12	11/11/11 - 10/6/12
3.	Emilio Nadelman	9	11/17/15-11/26/15
4.	Bill Gramatica	8	9/25/99 - 9/16/00
5.	Emilio Nadelman	7	9/10/16-10/28/16
	Maikon Bonani	7	10/14/10 - 11/13/10
	Steve Riggs	7	9/27/97 - 10/11/97
9.	Eric Schwartz	6	10/15/09 - 11/21/09
	Kyle Bronson	6	11/12/05 - 12/3/05
	Bill Gramatica	6	9/19/98 - 10/24/98



# INDIVIDUAL RECORDS PUNT RETURNS

## MOST PUNT RETURNS

Game	8	Brian Fisher (Jr.) vs. Louisville	10/4/03
Season	47	Brian Fisher (Jr.)	2003
Career	112	Charlie Jackson	1997-2000

### SEASON

RANK	NAME	RETURNS	YEAR
1.	Brian Fisher (Jr.)	47 (424)	2003
2.	Charlie Jackson (So.)	38 (381)	1998
3.	Marcus Edwards (Sr.)	34 (262)	2008
4.	Jackie Chambers (So.)	32 (370)	2005
5.	Marcus Edwards (Jr.)	31 (231)	2007

### CAREER

RANK	NAME	RETURNS	YEAR
1.	Charlie Jackson	112 (1,053)	1997-2000
2.	Marcus Edwards	65 (493)	2005-08
3.	DeAndrew Rubin	64 (1,049)	1999-2002
4.	Brian Fisher	52 (534)	2001-03
5.	Terrence Mitchell	42 (379)	2010-12

## HIGHEST AVG. YARDS PER PUNT RETURN

Game	61.5	Ean Randolph (Sr.) vs. FIU	2006
Season	15.6	DeAndrew Rubin (Jr.)	2001
Career	16.4	DeAndrew Rubin	1999-2002

### GAME (Min. 2 Returns)

RANK	NAME	AVG	RETURNS-YDS	OPPONENT	DATE
1.	Ean Randolph (Sr.)	61.5	2-123	vs. FIU	9/9/06
2.	DeAndrew Rubin (So.)	59.5	2-119	vs. James Madison	9/16/00
3.	DeAndrew Rubin (Jr.)	48.0	2-96	vs. Utah St.	11/24/01

### SEASON (Min. 10 Returns)

RANK	NAME	AVG	PLAYS-YARDS	YEAR
1.	DeAndrew Rubin (Jr.)	15.6	26-406	2001
2.	DeAndrew Rubin (Sr.)	14.9	29-432	2002
3.	Ean Randolph (Sr.)	14.8	25-370	2006
4.	D'Ernest Johnson (Jr.)	11.8	18-213	2016
5.	Jackie Chambers (So.)	11.6	32-370	2005

### CAREER (Min. 30 Returns)

RANK	NAME	AVG	RETURNS-YARDS	YEAR
1.	DeAndrew Rubin	16.4	64-1,049	1999-2002
2.	Jackie Chambers	10.7	40-427	2004-05
3.	Brian Fisher	10.3	52-534	2001-03
4.	Charlie Jackson	9.4	112-1,053	1997-2000
5.	Terrence Mitchell	9.0	42-379	2010-12

## MOST PUNT RETURN YARDS

Game	124	Marcus Edwards (Sr.) vs. UT-Martin	8/30/08
Season	432	DeAndrew Rubin (Sr.)	2002
Career	1,053	Charlie Jackson	1997-2000

### GAME

RANK	NAME	YARDS	OPPONENT	DATE
1.	Marcus Edwards (Sr.)	124 (7)	vs. UT-Martin	8/30/08
2.	Ean Randolph (Sr.)	123 (2)	vs. FIU	9/9/06
3.	DeAndrew Rubin (So.)	119 (2)	vs. James Madison	9/16/00
4.	Jackie Chambers (So.)	108 (4)	vs. FAMU	9/10/05
5.	DeAndrew Rubin (Sr.)	100 (4)	vs. Southern Miss.	10/12/02
	Charlie Jackson (Fr.)	100 (4)	vs. Charleston So.	11/19/97

### SEASON

RANK	NAME	YARDS	YEAR
1.	DeAndrew Rubin (Sr.)	432 (29)	2002
2.	Brian Fisher (Jr.)	424 (47)	2003
3.	DeAndrew Rubin (Jr.)	406 (26)	2001
4.	Charlie Jackson (So.)	381 (38)	1998
5.	Ean Randolph (Sr.)	370 (25)	2006
	Jackie Chambers (So.)	370 (32)	2005

### CAREER

RANK	NAME	YARDS	YEAR
1.	Charlie Jackson	1,053 (112)	1997-2000
2.	DeAndrew Rubin	1,049 (64)	1999-2002
3.	Brian Fisher	534 (52)	2001-03
4.	Marcus Edwards	493 (65)	2005-08
5.	Jackie Chambers	427 (40)	2004-05

## PUNT RETURN TOUCHDOWNS

Season	2	DeAndrew Rubin (Sr.)	2002
Career	4	DeAndrew Rubin	1999-2002

YARDS	NAME	OPPONENT	DATE
91	DeAndrew Rubin (Jr.)	vs. Utah St.	11/24/01
83	D'Ernest Johnson (Jr.)	at Syracuse	9/17/16
81	DeAndrew Rubin (So.)	vs. James Madison	9/16/00
76	Ean Randolph (Sr.)	vs. FIU	9/9/06
67	Theo Wilson (Jr.)	vs. UT-Martin	9/30/08
56	DeAndrew Rubin (Sr.)	vs. FAU	9/29/02
55	DeAndrew Rubin (Sr.)	vs. NIU	9/7/02

# INDIVIDUAL RECORDS KICKOFF RETURNS

## MOST KICKOFF RETURNS

Game .....	5	Nine Times, Last: D. Hopkins vs. MCN.....	8/31/13
Season .....	40	Lindsey Lamar (Jr.).....	2011
Career .....	80	Lindsey Lamar (Jr.).....	2009-12

### SEASON

RANK	NAME	RETURNS	YEAR
1.	Lindsey Lamar (Jr.).....	40 (814)	2011
2.	Dontavia Bogan (Jr.).....	36 (770)	2009
3.	Lindsey Lamar (So.).....	34 (903)	2010
4.	Dontavia Bogan (So.).....	29 (770)	2008
5.	Chris Dunkley (Sr.).....	23 (553)	2014
	Jerome Murphy (So.).....	23 (560)	2007
	DeAndrew Rubin (Fr.).....	23 (578)	1999

### CAREER

RANK	NAME	RETURNS	YEAR
1.	Lindsey Lamar.....	80 (1,816)	2009-12
2.	Dontavia Bogan.....	67 (1,571)	2007-10
3.	DeAndrew Rubin.....	60 (1,534)	1999-2002
4.	Rodney Adams.....	44 (1,123)	2014-16
5.	Chris Dunkley.....	41 (959)	2011-14

## HIGHEST AVG. YARDS PER KICKOFF RETURN

Game .....	67.5	Dontavia Bogan (So.) vs. UConn.....	2008
Season .....	31.7	J.R. Reed (Sr.).....	2003
Career .....	25.6	DeAndrew Rubin.....	1999-2002

### GAME (Min. 2 Returns)

RANK	NAME	AVG	RETURNS-YARDS	OPPONENT	DATE
1.	Dontavia Bogan (So.).....	67.5	2-135	vs. UConn	11/23/08
2.	Charlie Jackson (Fr.).....	52.0	2-104	vs. Charleston Southern	11/1/97
3.	J.R. Reed (Sr.).....	47.0	2-94	at Southern Miss.	10/25/03
4.	DeAndrew Rubin (Sr.).....	46.5	2-93	vs. Charleston Southern	11/2/02
5.	D'Ernest Johnson (So.).....	45.4	4-181	vs. Cincinnati	11/20/15

### SEASON (Min. 10 Returns)

RANK	NAME	AVG	RETURNS-YARDS	YEAR
1.	J.R. Reed (Sr.).....	31.7*	18-570	2003
2.	Hugh Smith (Sr.).....	29.2	10-292	2001
3.	Rodney Adams (Jr.).....	29.1	16-466	2015
4.	DeAndrew Rubin (So.).....	27.8	14-389	2000
5.	Jermaine Clemons (So.).....	27.4	14-384	1997

\* Led NCAA Division I

### CAREER (Min. 20 Returns)

RANK	NAME	AVG	RETURNS-YARDS	YEAR
1.	DeAndrew Rubin.....	25.6	60-1,534	1999-2002
2.	Rodney Adams.....	25.5	44-1,123	2014-16
3.	Jermaine Clemons.....	24.2	29-701	1997-99
4.	Chris Dunkley.....	23.4	41-959	2011-14
	Hugh Smith.....	23.4	26-609	1999-2002



Bulls' career leader in kickoff return yardage, Lindsey Lamar.

## MOST KICKOFF RETURN YARDS

Game .....	192	Mike Jenkins (Sr.) vs. Cincinnati.....	11/3/07
Season .....	903	Lindsey Lamar (So.).....	2010
Career .....	1,816	Lindsey Lamar.....	2009-12

### GAME

RANK	NAME	YARDS	OPPONENT
1.	Mike Jenkins (Sr.).....	192 (5)	vs. Cincinnati.....11/3/07
2.	D'Ernest Johnson (So.).....	181 (4)	vs. Cincinnati.....11/20/15
3.	Jermaine Clemons (So.).....	147 (5)	vs. Southern Illinois...10/18/97
4.	Lindsey Lamar (So.).....	146 (6)	vs. UConn.....12/4/10
5.	Lindsey Lamar (So.).....	141 (4)	vs. Syracuse.....10/9/10
6.	Dontavia Bogan (So.).....	135 (2)	vs. UConn.....11/23/08
	Hugh Smith (Sr.).....	135 (4)	vs. Liberty.....10/27/01
	DeAndrew Rubin (Fr.).....	135 (5)	vs. New Haven.....11/6/99

### SEASON

RANK	NAME	YARDS	YEAR
1.	Lindsey Lamar (So.).....	903 (34)	2010
2.	Lindsey Lamar (Jr.).....	817 (40)	2011
3.	Dontavia Bogan (Jr.).....	770 (36)	2009
	Dontavia Bogan (So.).....	770 (29)	2008
5.	DeAndrew Rubin (Fr.).....	578 (23)	1999
6.	J.R. Reed (Sr.).....	570 (18)	2003
7.	D'Ernest Johnson (So.).....	563 (21)	2015
8.	Jerome Murphy (So.).....	560 (23)	2007
9.	Chris Dunkley (Sr.).....	553 (23)	2014
10.	Rodney Adams (Sr.).....	534 (22)	2016

### CAREER

RANK	NAME	YARDS	YEAR
1.	Lindsey Lamar.....	1,816 (80)	2009-12
2.	Dontavia Bogan.....	1,598 (69)	2007-10
3.	DeAndrew Rubin.....	1,534 (60)	1999-2002
4.	Rodney Adams.....	1,123 (44)	2014-16
5.	Chris Dunkley.....	959 (41)	2011-14

## KICKOFF RETURN TOUCHDOWNS

Season .....	2	Lindsey Lamar (So.).....	2010
Career .....	2	Lindsey Lamar.....	2009-12

YARDS	NAME	OPPONENT	DATE
100	Lindsey Lamar (So.).....	at Louisville.....	11/13/10
100	Mike Jenkins (Sr.).....	vs. Cincinnati.....	11/3/07
97	Rodney Adams (So.).....	at Navy.....	10/31/15
96	J.R. Reed (Sr.).....	at Memphis.....	11/29/03
94	Lindsey Lamar (So.).....	vs. Syracuse.....	10/9/10
94	Chad Simpson (Sr.).....	vs. Louisville.....	9/24/05
94	Charlie Jackson (Fr.).....	vs. Charleston So.....	11/1/97
82	DeAndrew Rubin (Sr.).....	vs. Charleston So.....	11/2/02



INDIVIDUAL RECORDS ALL RETURNS

TOTAL PUNT/KICK RETURNS

Most Returns

Season	52 (34pr/18kr)	Charlie Jackson (Fr.)	1997
Career	151 (112pr / 39kr)	Charlie Jackson	1997-2000

Most Yards

Season	903 (903kr)	Lindsey Lamar (So.)	2010
Career	2,583 (1,049pr / 1,534kr)	DeAndrew Rubin	1999-2002

Most Total Return Touchdowns

Season	3 (2pr / 1kr)	DeAndrew Rubin (Sr.)	2002
Career	5 (4pr / 1kr)	DeAndrew Rubin	1999-2002



Bulls' career leader in return touchdowns, DeAndrew Rubin.

ALL-TIME TOUCHDOWN RETURNS

YARDS	TYPE	NAME	OPPONENT	DATE
100	Kickoff	Lindsey Lamar (So.)	at Louisville	11/13/10
100	Kickoff	Mike Jenkins (Sr.)	vs. Cincinnati	11/3/07
97	Kickoff	Rodney Adams (Jr.)	at Navy	10/31/15
96	Fumble	Kayvon Webster (Jr.)	at Notre Dame	9/3/11
96	Kickoff	J.R. Reed (Sr.)	at Memphis	11/29/03
94	Kickoff	Lindsey Lamar (So.)	vs. Syracuse	10/9/10
94	Kickoff	Chad Simpson (Sr.)	vs. Louisville	9/24/05
94	Kickoff	Charlie Jackson (Fr.)	vs. Charleston Southern	11/1/97
91	Punt	DeAndrew Rubin (Jr.)	vs. Utah St.	11/24/01
86	Interception	Bernard Brown (Sr.)	vs. Liberty	10/27/01
83	Punt	D'Ernest Johnson (Jr.)	at Syracuse	9/17/16
82	Kickoff	DeAndrew Rubin (Sr.)	vs. Charleston Southern	11/2/02
81	Punt	DeAndrew Rubin (So.)	vs. James Madison	9/16/00
76	Punt	Ean Randolph (Sr.)	vs. FIU	9/9/06
75	FG Block	Nate Godwin (Fr.)	vs. Cincinnati	10/5/13
75	FG Block	Nate Allen (Sr.)	vs. Charleston Southern	9/19/09
73	Interception	Trae Williams (Sr.)	vs. Cincinnati	11/3/07
67	Punt	Theo Wilson (Jr.)	vs. UT-Martin	9/30/08
64	Interception	Trae Williams (Sr.)	vs. Louisville	11/17/07
64	Interception	Kenny Robinson (Fr.)	vs. Austin Peay	11/18/00
63	Fumble	J.R. Reed (So.)	vs. Houston	11/3/01
56	Punt	DeAndrew Rubin (Sr.)	vs. FAU	9/29/02
55	Punt	DeAndrew Rubin (Sr.)	vs. NIU	9/7/02
50	Punt	Chris Dunkley (Jr.)	vs. SMU	11/23/13
50	Fumble	Kevin Verpaele (Sr.)	at ECU	11/8/03
47	Interception	Tajee Fullwood (Jr.)	vs. South Carolina (Bow)	12/29/16
46	Interception	Lamar Robbins (So.)	vs. N.C. State	9/13/14
45	Fumble	J.R. Reed (Sr.)	at Memphis	11/29/03
45	Interception	Bernard Brown (Fr.)	vs. Valparaiso	9/12/98
44	Fumble	Aaron Lynch (So.)	vs. UConn	10/12/13
42	Fumble	Anthony Henry (Fr.)	vs. Drake	9/20/97
39	Interception	Bruce Gipson (Sr.)	at UAB	11/3/04
39	Interception	Roy Manns (Fr.)	vs. Charleston Southern	11/1/97
38	Interception	Carl Zalak (So.)	vs. Liberty	10/21/00
37	Interception	Nate Allen (So.)	at Pittsburgh	11/24/07
37	Interception	Trae Williams (Fr.)	vs. Tennessee Tech	9/11/04
35	Interception	Demetrius Woods (Sr.)	vs. Valparaiso	9/12/98
33	Interception	Mark Joyce (Fr.)	vs. Stony Brook	9/4/10
32	Interception	Johnnie Jones (Sr.)	at Rutgers	11/5/05
32	Punt Block	Sidney Simpson (Fr.)	vs. Utah St.	11/24/01
32	Interception	Roy Manns (So.)	vs. Citadel	10/3/98
30	Interception	Sam Barrington (Jr.)	vs. UTEP	9/24/11
29	Interception	Dealrick Nichols	vs. Cincinnati	11/20/15
29	Interception	Kevin Verpaele (Sr.)	at Army	9/27/03
27	Interception	Ron Hemingway (Jr.)	vs. NIU	9/7/02
26	Interception	D'Juan Brown (Sr.)	vs. Cincinnati	11/19/05
26	Interception	Sidney Simpson (Sr.)	vs. ECU	11/13/04
26	Interception	Ben Moffitt (Sr.)	vs. WVU	9/28/07
26	Punt Block	Charlton Sinclair (Fr.)	vs. Pittsburgh	10/2/08
24	Fumble	Demetrius Woods (Jr.)	at Cumberland	11/8/97
22	Fumble	Juwuan Brown	vs. UCF	11/26/16
21	Fumble	Auggie Sanchez (So.)	vs. Maryland	9/6/14
21	Interception	Trae Williams (Sr.)	at Pittsburgh	11/24/07
20	Interception	Roy Manns (Fr.)	vs. Kentucky Wesleyan	9/6/97
18	Interception	Jason Pierre-Paul (Jr.)	at Syracuse	10/3/09
16	Punt Block	Kenny Robinson (So.)	vs. UConn	10/13/01
15	Fumble	Shurron Pierson (So.)	at Memphis	9/22/01
13	Interception	J.R. Reed (Jr.)	vs. Charleston Southern	11/2/02
12	Fumble	Chris Daley (Jr.)	vs. Utah St.	11/24/01
12	Interception	Anthony Henry (Jr.)	vs. SW Texas St.	9/11/99
11	Interception	Johnny Ward	at Cincinnati	10/1/16
11	Interception	Julius Forte (Jr.)	vs. Miami	9/28/13
11	Punt Block	Andre Davis (Fr.)	vs. FAMU	9/17/11
11	Punt Block	Chris Lane (Sr.)	vs. Stony Brook	9/4/10
11	Fumble	Terrence Royal (Sr.)	at Rutgers	11/5/05
10	Fumble	DeDe Lattimore (Sr.)	vs. Cincinnati	10/5/13
9	Fumble	George Selvie (Fr.)	at WVU	11/25/06
3	Fumble	Nate Allen (So.)	vs. Louisville	11/17/07
0	Fumble	Craig Kobel (Sr.)	at UAB	11/3/04
0	Fumble	Ron Hemingway (Jr.)	at ECU	10/19/02
0	Fumble	John Miller (So.)	vs. James Madison	9/16/00

INDIVIDUAL RECORDS PUNTING

**MOST PUNTS**

Game	10	Mattias Ciabatti (Sr.) at Florida State	9/12/15
	10	Justin Brockhaus-Kann (So.) at Miami	11/27/10
Season	74	Brandon Baker (So.)	2003
	74	Tony Umholz (Sr.)	1999
Career	198	Brandon Baker	2002-05

**SEASON**

RANK	NAME	PUNTS	YEAR
1.	Brandon Baker (So.)	74 (3,002)	2003
	Tony Umholz (Sr.)	74 (3,062)	1999
3.	Mattias Ciabatti (So.)	73 (2,937)	2013
4.	Devin Sanderson (Sr.)	66 (2,768)	2002
5.	Mattias Ciabatti (Jr.)	65 (2,662)	2014
	Brandon Baker (Sr.)	65 (2,630)	2005
7.	Justin Brockhaus-Kann (So.)	64 (2,406)	2010
8.	Jonathan Hernandez (Jr.)	63 (2,597)	2016
9.	Justin Brockhaus-Kann (Jr.)	62 (2,253)	2011
10.	Delbert Alvarado (Sr.)	58 (2,352)	2009
	Delbert Alvarado (So.)	58 (2,414)	2007

**CAREER**

RANK	NAME	PUNTS	YEAR
1.	Brandon Baker	198 (8,070)	2002-05
2.	Mattias Ciabatti	196 (8,333)	2012-2015
3.	Justin Brockhaus-Kann	180 (6,851)	2009-12
4.	Delbert Alvarado	174 (7,014)	2006-09
5.	Devin Sanderson	171 (6,995)	2000-02

**HIGHEST AVG. YARDS PER PUNT**

Game	49.7	Tony Umholz (Sr.) at James Madison	1999
Season	44.4	Mattias Ciabatti (Jr.)	2014
Career	42.5	Mattias Ciabatti	2012-15

**GAME (Min. 3 Punts)**

RANK	NAME	AVG	PUNTS-YARDS	OPPONENT	DATE
1.	Tony Umholz (Sr.)	49.7	7-348	at James Madison	10/30/99
2.	Brandon Baker (Jr.)	49.2	5-246	vs. Southern Miss.	11/2/04
3.	Mattias Ciabatti (Jr.)	49.0	5-245	at SMU	11/15/14
4.	Mattias Ciabatti (Jr.)	48.8	7-342	vs. N.C. State	9/13/14
	Justin Brockhaus-Kann (So.)	48.8	5-244	at Florida	9/11/10

**SEASON (Min. 30 Punts)**

RANK	NAME	AVG	PUNTS-YARDS	YEAR
1.	Mattias Ciabatti	44.4	65-2,888	2014
2.	Mattias Ciabatti	43.2	57-2,465	2015
3.	Devin Sanderson (Sr.)	41.9	66-2,768	2002
4.	Brandon Baker (Jr.)	41.8	57-2,380	2004
5.	Delbert Alvarado (So.)	41.6	58-2,414	2007

**CAREER (Min. 60 Punts)**

RANK	NAME	AVG	PUNTS-YARDS	YEAR
1.	Mattias Ciabatti	42.5	196-8,333	2012-15
2.	Devin Sanderson	40.9	171-6,995	2000-02
3.	Brandon Baker	40.8	198-8,070	2002-05
4.	Delbert Alvarado	40.3	174-7,014	2006-09
5.	Tony Umholz	39.7	161-6,384	1997-995

**MOST YARDS**

Game	445	Mattias Ciabatti (Sr.) at Florida State	9/12/15
Season	3,062	Tony Umholz (Sr.)	1999
Career	8,333	Mattias Ciabatti	2012-15

**GAME**

RANK	NAME	YARDS	OPPONENT	DATE
1.	Mattias Ciabatti (Sr.)	445 (10)	at Florida State	9/12/15
2.	Devin Sanderson (Sr.)	416 (9)	at Arkansas	9/14/02
3.	Justin Brockhaus-Kann (So.)	410 (10)	at Miami	11/27/10
4.	Brandon Baker (So.)	397 (9)	vs. TCU	10/10/03
5.	Tony Umholz (Sr.)	394 (9)	vs. Illinois St.	10/16/99

**SEASON**

RANK	NAME	YARDS	YEAR
1.	Tony Umholz (Sr.)	3,062 (74)	1999
2.	Brandon Baker (So.)	3,002 (74)	2003
3.	Mattias Ciabatti (So.)	2,937 (73)	2013
4.	Mattias Ciabatti (Jr.)	2,888 (65)	2014
5.	Devin Sanderson (Sr.)	2,768 (66)	2002
6.	Brandon Baker (Sr.)	2,630 (65)	2005
7.	Jonathan Hernandez (Jr.)	2,596 (63)	2016
8.	Mattias Ciabatti (Sr.)	2,465 (57)	2015
9.	Delbert Alvarado (So.)	2,414 (58)	2007
10.	Justin Brockhaus-Kann (So.)	2,406 (64)	2010

**CAREER**

RANK	NAME	YARDS	YEAR
1.	Mattias Ciabatti	8,333 (196)	2012-15
2.	Brandon Baker	8,070 (198)	2002-05
3.	Delbert Alvarado	7,014 (174)	2006-09
4.	Devin Sanderson	6,995 (171)	2000-02
5.	Justin Brockhaus-Kann	6,851 (180)	2009-12

**MOST PUNTS INSIDE THE 20**

Game	5	5 times, last Jonathan Hernandez .at SMU, 11/19/16
		Mattias Ciabatti (2014), Brandon Baker (2005), Devin Sanderson (2002)
Season	30	Justin Brockhaus-Kann (Jr.)
Career	68	Justin Brockhaus-Kann

**FEWEST TOUCHBACKS**

Season	0	Justin Brockhaus-Kann (So.)
Career (Min. 2 Seasons)	9	Justin Brockhaus-Kann

**CONSECUTIVE PUNTS WITHOUT A BLOCK**

RANK	NAME	GAMES	DATE
1.	Brandon Baker	141	2002-05
2.	Delbert Alvarado	114	2007-09
3.	Tony Umholz	92	1997-99
4.	Justin Brockhaus-Kann	84	2010-11
5.	Mattias Ciabatti	83	2012-14

**LONGEST PUNTS**

YARDS	NAME	OPPONENT	DATE
72	Devin Sanderson (Sr.)	at Arkansas	9/7/02
70	Justin Brockhaus-Kann (Sr.)	at Cincinnati	11/23/12
68	Mattias Ciabatti (Sr.)	at UConn	10/17/15
68	Mattias Ciabatti (So.)	vs. Cincinnati	10/5/13
68	Brandon Baker (Sr.)	at Penn St.	9/3/05
67	Brandon Baker (Jr.)	vs. Memphis	11/27/04
66	Jonathan Hernandez (Jr.)	vs. UCF	11/26/16
65	Brandon Baker (Sr.)	at Miami	10/1/05
65	Tony Umholz (Sr.)	at James Madison	10/30/99
62	Mattias Ciabatti (Jr.)	vs. East Carolina	10/11/14
62	Mattias Ciabatti (So.)	vs. Florida Atlantic	9/14/13
62	Brandon Baker (Sr.)	vs. Louisville	9/22/05
62	Brandon Baker (So.)	vs. TCU	10/10/03
61	Delbert Alvarado (So.)	at Syracuse	11/10/07
61	Justin Teachy (So.)	at WVU	11/25/06
61	Brandon Baker (So.)	at Alabama	8/30/03
61	Devin Sanderson (Sr.)	vs. Memphis	11/9/02



INDIVIDUAL RECORDS DEFENSE



Bulls' career leader in tackles, Kawika Mitchell.

**MOST TACKLES**

Game	19	J.R. Reed (Sr.) vs. Cincinnati	10/31/03
Season	121	Tyrone McKenzie (Jr.)	2007
Career	367	Kawika Mitchell	1999-2002

**GAME**

RANK	NAME	TACKLES	OPPONENT	DATE
1.	J.R. Reed (Sr.)	19	vs. Cincinnati	10/31/03
2.	DeDe Lattimore (Sr.)	18	at Rutgers	10/7/13
	Kion Wilson (Sr.)	18	at Rutgers	11/12/09
	Tyrone McKenzie (Jr.)	18	at Pittsburgh	11/24/07
	Maurice Jones (Sr.)	18	at Alabama	8/30/03
	Anthony Henry (Sr.)	18	at James Madison	10/30/99

**SEASON**

RANK	NAME	TACKLES	YEAR
1.	Tyrone McKenzie (Jr.)	121	2007
2.	Auggie Sanchez (Jr.)	120	2016
3.	Auggie Sanchez (So.)	117	2015
	Kawika Mitchell (Sr.)	117	2002
5.	Tyrone McKenzie (Sr.)	116	2008
	Maurice Jones (Sr.)	116	2003
7.	Ben Moffitt (Jr.)	112	2006
8.	Kawika Mitchell (Jr.)	106	2001
9.	Kion Wilson (Sr.)	105	2009
10.	Ben Moffitt (Sr.)	104	2007
11.	Stephen Nicholas (Sr.)	102	2006
	J.R. Reed (Sr.)	102	2003
	Anthony Williams (Sr.)	102	2001
14.	Javan Camon (Sr.)	101	2004

**CAREER**

RANK	NAME	TACKLES	YEAR
1.	Kawika Mitchell	367	1999-2002
2.	DeDe Lattimore	337	2010-13
3.	Ben Moffitt	335	2004-07
4.	Stephen Nicholas	326	2002-06
5.	Roy Manns	317	1997-2000
6.	Auggie Sanchez	303	2014-present
7.	J.R. Reed	301	2000-03
8.	Maurice Jones	285	2000-03
9.	Anthony Williams	276	1998-2001
10.	Sam Barrington	258	2009-12
11.	Anthony Henry	254	1997-2000
12.	Nate Godwin	252	2013-2016

**MOST SACKS**

Game	4	George Selvie (So.) vs. Elon	9/1/07
	4	Shurron Pierson (Jr.) vs. Southern Miss.	10/12/02
Season	14.5	George Selvie (So.)	2007
Career	29	George Selvie	2006-09

**GAME**

RANK	NAME	SACKS	OPPONENT	DATE
1.	George Selvie (So.)	4 (-21)	vs. Elon	9/1/07
	Shurron Pierson (Jr.)	4 (-13)	vs. Southern Miss.	10/12/02
3.	Eight Times	3 Last: C. Marshall (-22)	vs. Syracuse	10/9/10

**SEASON**

RANK	NAME	SACKS	YEAR
1.	George Selvie (So.)	14.5 (-87)	2007
2.	Terrence Royal (Sr.)	10 (-72)	2005
	Shurron Pierson (So.)	10 (-81)	2001
4.	Chris Daley (Jr.)	9.5 (-61)	2001
5.	Jason Allen (Sr.)	8 (-68)	2005
	Shurron Pierson (Jr.)	8 (-49)	2002
	Shawn Hay (Fr.)	8 (-66)	1997
	Demetrius Woods (Fr.)	8 (-58)	1997
9.	Stephen Nicholas (Sr.)	7.5 (-57)	2006
10.	DeDe Lattimore (So.)	7 (-44)	2011
	Chris Robinson (Fr.)	7 (-61)	2006
	Stephen Nicholas (Jr.)	7 (-44)	2005

**CAREER**

RANK	NAME	SACKS	YEAR
1.	George Selvie	29 (-172)	2006-09
2.	Stephen Nicholas	20 (-137)	2002-06
3.	Terrence Royal	19.5 (-137)	2002-05
4.	Shurron Pierson	18 (-130)	2001-02
5.	Shawn Hay	17 (-112)	1997-2000
6.	Ryne Giddins	19.5 (-98)	2009-13
7.	DeDe Lattimore	15 (-113)	2010-13
8.	Greg Walls	14.5 (-80)	1999-2002
9.	Chris Daley	13.5 (-90)	1999-2002
10.	Craig Kobel	13 (-91)	2001-04
	Demetrius Woods	13 (-84)	1997-98

**MOST SACK YARDAGE**

Season	87	George Selvie (So.)	2007
Career	172	George Selvie	2006-09

**SEASON**

RANK	NAME	YARDS	YEAR
1.	George Selvie (So.)	87 (14.5)	2007
2.	Shurron Pierson (So.)	81 (10)	2001
3.	Terrence Royal (Sr.)	72 (10)	2005
4.	Jason Allen (Sr.)	68 (8)	2005
5.	Chris Robinson (Fr.)	61 (7)	2006
	Craig Kobel (Jr.)	61 (9.5)	2001

**CAREER**

RANK	NAME	YARDS	YEAR
1.	George Selvie	172 (29)	2006-09
2.	Stephen Nicholas	137 (20)	2002-06
	Terrence Royal	137 (19.5)	2002-05
4.	Shurron Pierson	130 (18)	2001-02
5.	DeDe Lattimore	113 (15)	2010-13

INDIVIDUAL RECORDS DEFENSE

**MOST TACKLES FOR LOSS**

Game .....	6 .....	George Selvie (So.) vs. Elon.....	9/1/07
Season .....	31.5 .....	George Selvie (So.) .....	2007
Career .....	69.5 .....	George Selvie .....	2006-09

**GAME**

RANK	NAME	TFL	OPPONENT	DATE
1.	George Selvie (So.)	6 (-25)	vs. Elon	9/1/07
2.	George Selvie (So.)	5 (-23)	vs. North Carolina	9/22/07
	George Selvie (RFR.)	5 (-14)	vs. FIU	9/9/06
	Craig Kobel (Sr.)	5 (-17)	vs. Pittsburgh	12/4/04
	Tim Jones (So.)	5 (-9)	at Army	9/27/03
	Kawika Mitchell (Sr.)	5 (-24)	at Oklahoma	9/28/02

**SEASON**

RANK	NAME	TFL	YEAR
1.	George Selvie (So.)	31.5 (-139)	2007
2.	Craig Kobel (Jr.)	19 (-60)	2003
	Kawika Mitchell (Sr.)	19 (-65)	2002
4.	Tavares Jurineack (Sr.)	18 (-58)	2002
	Greg Walls (Sr.)	18 (-38)	2002
6.	Jason Pierre-Paul (Jr.)	16.5 (-53)	2009
7.	Greg Walls (So.)	16 (-45)	2001
8.	Stephen Nicholas (Jr.)	15.5 (-69)	2005
9.	Tyrone McKenzie (Sr.)	15 (-36)	2008
	Stephen Nicholas (Sr.)	15 (-74)	2006
	Ben Moffitt (So.)	15 (-47)	2005

**CAREER**

RANK	NAME	TFL	YEAR
1.	George Selvie	69.5 (-303)	2006-09
2.	Stephen Nicholas	53.5 (-217)	2002-06
3.	Greg Walls	48 (-130)	1999-2002
4.	Terrence Royal	47.5 (-190)	2002-05
5.	Ben Moffitt	40.5 (-111)	2004-07
6.	Maurice Jones	40 (-124)	2000-03
7.	Shawn Hay	38 (-160)	1997-2000
8.	Kawika Mitchell	37 (-118)	1999-2002
9.	Elkino Watson	32.5 (102)	2011-14
	DeDe Lattimore	32.5 (-168)	2010-13

**MOST TACKLES FOR LOSS YARDAGE**

Season .....	139 .....	George Selvie (So.) .....	2007
Career .....	303 .....	George Selvie .....	2006-09

**SEASON**

RANK	NAME	YARDS	YEAR
1.	George Selvie (So.)	139 (31.5)	2007
2.	Shurrion Pierson (So.)	92 (12)	2001
3.	Demetrius Woods (Fr.)	80 (14)	1997
4.	Stephen Nicholas (Sr.)	75 (15)	2006
5.	Terrence Royal (Sr.)	74 (10.5)	2005

**CAREER**

RANK	NAME	YARDS	YEAR
1.	George Selvie	303 (69.5)	2006-09
2.	Stephen Nicholas	217 (53.5)	2002-06
3.	Terrence Royal	190 (47.5)	2002-05
4.	DeDe Lattimore	168 (32.5)	2010-13
5.	Shawn Hay	160 (38)	1997-2000

**MOST FORCED FUMBLES**

Game .....	2, Six Times .....	Last: DeDe Lattimore (Sr.) vs. Miami.....	9/28/13
Season .....	6* .....	Nigel Harris .....	2014
Career .....	9 .....	George Selvie .....	2006-09

**GAME**

RANK	NAME	FF	OPPONENT	DATE
1.	DeDe Lattimore (Sr.)	2	vs. Miami	9/28/13
	Sam Barrington (Sr.)	2	at Nevada	9/8/12
	Sabbath Joseph (Jr.)	2	at Florida St.	9/26/09
	Terrence Royal (Sr.)	2	at Pittsburgh	10/15/05
	Lee Roy Selmon (Jr.)	2	at Army	9/27/03
	Demetrius Woods (So.)	2	vs. Slippery Rock	9/5/98

**SEASON**

RANK	NAME	FF	YEAR
1.	Nigel Harris	6*	2014
2.	DeDe Lattimore (Sr.)	4	2013
	Chris Robinson (Fr.)	4	2006
	George Selvie (RFR.)	4	2006
	Ben Moffitt (So.)	4	2005
	Terrence Royal (Sr.)	4	2005
	Kevin Verpaele (Jr.)	4	2002

\* Led NCAA Division I FBS

**CAREER**

RANK	NAME	FF	YEAR
1.	George Selvie	9	2006-09
2.	Nigel Harris	8	2013-2016
3.	DeDe Lattimore	6	2010-13
	Terrence Royal	6	2002-05
	Kevin Verpaele	6	2000-03

**MOST FUMBLE RECOVERIES**

Game .....	2, Seven Times .....	Last: D. Lattimore, vs. Cincinnati .....	10/6/13	
Season .....	3 .....	Six Times .....	Last: D. Lattimore .....	2013
Career .....	6 .....	Anthony Henry .....	1997-2000	

**GAME**

RANK	NAME	FR	OPPONENT	DATE
1.	DeDe Lattimore (Sr.)	2	vs. Cincinnati	10/6/13
	Kion Wilson (Jr.)	2	vs. Pittsburgh	10/2/08
	Chris Daley (Jr.)	2	vs. Utah St.	11/24/01
	J.R. Reed (So.)	2	vs. Houston	11/3/01
	Roy Manns (Sr.)	2	vs. Jacksonville St.	9/2/00
	Bernard Brown (Jr.)	2	vs. Southern Illinois	10/2/99
	Therrimann Edwards (So.)	2	at Charleston So.	10/31/98

**SEASON**

RANK	NAME	FR	YEAR
1.	DeDe Lattimore (Sr.)	3	2013
	Jon Lejiste (Jr.)	3	2011
	Nate Allen (So.)	3	2007
	Tim Jones (Sr.)	3	2005
	Terrence Royal (Sr.)	3	2005
	J.R. Reed (So.)	3	2001
	Chris Daley (Jr.)	3	2001
	Brett Avery (Sr.)	3	1998

**CAREER**

RANK	NAME	FR	YEAR
1.	Anthony Henry	6	1997-2000
2.	George Selvie	5	2006-09
	Ben Moffitt	5	2004-07
	Terrence Royal	5	2002-05
	J.R. Reed	5	2000-03
	Bernard Brown	5	1997-2001



INDIVIDUAL RECORDS DEFENSE

**MOST FUMBLE RETURN YARDS**

Game	107	J.R. Reed (So.) vs. Houston	11/3/01
Season	117	J.R. Reed (So.)	2001
Career	183	J.R. Reed	2000-03

**GAME**

RANK	NAME	YARDS	OPPONENT	DATE
1.	J.R. Reed (So.)	107 (63t, 44)	vs. Houston	11/3/01
2.	Kayvon Webster (Jr.)	96 (96t)	vs. Notre Dame	9/3/11
3.	Maurice Jones (So.)	52 (52t)	vs. North Texas	9/29/01
4.	Kevin Verpaele (Sr.)	50 (50t)	at ECU	11/8/03
5.	Aaron Lynch (So.)	44 (44t)	at UConn	10/12/13
	Nate Allen (So.)	44 (44)	vs. WVU	9/28/07

**SEASON**

RANK	NAME	YARDS	YEAR
1.	J.R. Reed (So.)	117 (3)	2001
2.	Kayvon Webster (Jr.)	96 (1)	2011
3.	J.R. Reed (Sr.)	66 (2)	2003
4.	Maurice Jones (So.)	52 (2)	2001
5.	Kevin Verpaele (Sr.)	50 (1)	2003

**LONGEST FUMBLE RETURNS**

YARDS	NAME	OPPONENT	DATE
96 TD	Kayvon Webster (Jr.)	at Notre Dame	9/3/11
63 TD	J.R. Reed (So.)	vs. Houston	11/3/01
52 TD	Maurice Jones (So.)	vs. North Texas	9/29/01
50 TD	Kevin Verpaele (Sr.)	at ECU	11/8/03
44	Aaron Lynch (So.)	at UConn	10/12/13
44	Nate Allen (So.)	vs. WVU	9/28/07
44	J.R. Reed (So.)	vs. Houston	11/3/01

**LONGEST INTERCEPTION RETURNS**

YARDS	NAME	OPPONENT	DATE
86TD	Bernard Brown (Sr.)	vs. Liberty	10/27/01
73TD	Trae Williams (Sr.)	vs. Cincinnati	10/3/07
70	Devon Davis (So.)	vs. Louisville	10/4/03
64TD	Trae Williams (Sr.)	vs. Louisville	11/17/07
64TD	Kenny Robinson (Fr.)	vs. Austin Peay	11/18/00
60	Ben Moffitt (Sr.)	vs. Pittsburgh	11/24/07
49	Nigel Harris (Sr.)	vs. Towson	9/3/16
48	JaQuez Jenkins (RFr.)	vs. Clemson	12/31/10
47 TD	Tajee Fullwood (Jr.)	vs. South Carolina	12/29/16
45	Quenton Washington (Jr.)	vs. Clemson	12/31/10
46	Lamar Robbins (So.)	vs. N.C. State	9/13/14
45TD	Bernard Brown (So.)	vs. Valparaiso	9/12/98
42	Jon Lejiste (So.)	vs. UConn	12/4/10
41	Ben Moffitt (Sr.)	vs. North Carolina	9/22/07

**MOST INTERCEPTION RETURN TOUCHDOWNS**

Season	3	Trae Williams (Sr.)	2007
Career	4	Trae Williams	2004-07

**SEASON**

RANK	NAME	TD	YEAR
1.	Trae Williams (Sr.)	3	2007
2.	Roy Manns (Fr.)	2	1997

**CAREER**

RANK	NAME	TD	YEAR
1.	Trae Williams	4	2004-07
2.	Roy Manns	3	1997-2000
3.	Bernard Brown	2	1997-99, 2001

**MOST INTERCEPTIONS**

Game	3	J.R. Reed (Sr.) at Memphis	11/29/03
Season	7	Trae Williams (Jr.)	2006
	7	J.R. Reed (Sr.)	2003
Career	18	J.R. Reed	2000-03

**GAME**

RANK	NAME	INT	OPPONENT	DATE
1.	J.R. Reed (Sr.)	3	at Memphis	11/29/03
2.	12 Times	2	Last: D. Nichols at SMU	11/19/16

**SEASON**

RANK	NAME	INT	YEAR
1.	Trae Williams (Jr.)	7	2006
	J.R. Reed (Sr.)	7	2003
3.	Trae Williams (Sr.)	6	2007
	J.R. Reed (Jr.)	6	2002
5.	Ron Hemingway (Jr.)	5	2002
	J.R. Reed (So.)	5	2001
	Anthony Henry (Sr.)	5	2000
	Roy Manns (Fr.)	5	1997

**CAREER**

RANK	NAME	INT	YEAR
1.	J.R. Reed	18	2000-03
2.	Trae Williams	16	2004-07
3.	Anthony Henry	10	1997-2000
4.	Nate Allen	9	2006-09
5.	Deatrick Nichols	8	2014-present
	Jerome Murphy	8	2006-09
	Ron Hemingway	8	2000-03
	Roy Manns	8	1997-2000

**MOST INTERCEPTION RETURN YARDS**

Game	86	Bernard Brown (Sr.) vs. Liberty	2001
Season	164	Trae Williams (Sr.)	2007
Career	219	Trae Williams	2004-07

**GAME**

RANK	NAME	YARDS	OPPONENT	DATE
1.	Bernard Brown (Sr.)	86 (1)	vs. Liberty	10/27/01
2.	Trae Williams (Sr.)	73 (1)	vs. Cincinnati	10/03/07
3.	Devon Davis (So.)	70 (1)	vs. Louisville	10/14/03
4.	Trae Williams (Sr.)	64 (1)	vs. Louisville	11/17/07
	Kenny Robinson (Fr.)	64 (1)	vs. Austin Peay	11/18/00

**SEASON**

RANK	NAME	YARDS	YEAR
1.	Trae Williams (Sr.)	164 (6)	2007
2.	Ben Moffitt (So.)	136 (4)	2007
3.	Anthony Henry (Sr.)	88 (5)	2000
4.	Bernard Brown (Sr.)	86 (2)	2001
5.	Roy Manns (Fr.)	86 (5)	1997

**CAREER**

RANK	NAME	YARDS	YEAR
1.	Trae Williams	219 (16)	2004-07
2.	J.R. Reed	148 (18)	2000-03
3.	Nate Allen	139 (9)	2006-09
4.	Ben Moffitt	136 (4)	2004-07
5.	Bernard Brown	131 (7)	1997-2001

INDIVIDUAL RECORDS DEFENSE/GAMES & STARTS

**MOST PASS BREAKUPS**

Game	5	Bernard Brown (Jr.) at San Diego St.	9/4/99
Season	18	Bernard Brown (Jr.)	1999
Career	41	Mike Jenkins	2004-07

**GAME**

RANK	NAME	PBU	OPPONENT	DATE
1.	Bernard Brown (Jr.)	5	at San Diego St.	9/4/99
2.	George Baker (Sr.)	4	vs. Rutgers	9/13/12
	Jerome Murphy (Sr.)	4	vs. Cincinnati	10/15/09
	J.R. Reed (So.)	4	vs. North Texas	9/29/01
	Stephen Nicholas (So.)	4	vs. Tennessee Tech	9/11/04

**SEASON**

RANK	NAME	PBU	YEAR
1.	Bernard Brown (Jr.)	18	1999
2.	Mike Jenkins (Jr.)	15	2006
3.	Mike Jenkins (Sr.)	12	2007
4.	Trae Williams (Sr.)	11	2007
	J.R. Reed (So.)	11	2001

**CAREER**

RANK	NAME	PBU	YEAR
1.	Mike Jenkins	41	2004-07
2.	Bernard Brown	34	1997-99, 2001
3.	Trae Williams	28	2004-07
4.	J.R. Reed	27	2000-03
5.	Glenn Davis	24	1997-2000

**MOST PASSES DEFENDED**

Game	5	J.R. Reed (So.) vs. North Texas	2001
	5	Bernard Brown (Jr.) at San Diego St.	1999
Season	19	Bernard Brown (Jr.)	1999
Career	47	Mike Jenkins	2004-07

**GAME**

RANK	NAME	PASSES DEFENDED	OPPONENT	DATE
1.	J.R. Reed (So.)	5 (1 INT / 4 PBU)	vs. North Texas	9/29/01
	Bernard Brown (Jr.)	5 (0 INT / 5 PBU)	at San Diego St.	9/4/99
3.	George Baker (Sr.)	4 (0 INT / 4 PBU)	vs. Rutgers	9/13/12
	Jerome Murphy (Sr.)	4 (0 INT / 4 PBU)	vs. Cincinnati	10/15/09
	Stephen Nicholas (So.)	4 (0 INT / 4 PBU)	vs. Tennessee Tech	9/11/04
	Glenn Davis (So.)	4 (1 INT / 3 PBU)	at WKU	9/27/97

**SEASON**

RANK	NAME	PASSES DEFENDED	YEAR
1.	Bernard Brown (Jr.)	19 (1 INT / 18 PBU)	1999
2.	Trae Williams (Sr.)	17 (6 INT / 11 PBU)	2007
3.	Mike Jenkins (Jr.)	16 (1 INT / 15 PBU)	2006
	Trae Williams (Jr.)	16 (7 INT / 9 PBU)	2006
	J.R. Reed (So.)	16 (5 INT / 11 PBU)	2001

**CAREER**

RANK	NAME	PASSES DEFENDED	YEAR
1.	Mike Jenkins	47 (6 INT / 41 PBU)	2004-07
2.	J.R. Reed	45 (18 INT / 27 PBU)	2000-03
3.	Trae Williams	44 (16 INT / 28 PBU)	2004-07
4.	Bernard Brown	41 (7 INT / 34 PBU)	1997-99, 2001
5.	Anthony Henry	30 (10 INT / 20 PBU)	1997-2000
6.	Glenn Davis	28 (4 INT / 24 PBU)	1997-2000
	Roy Manns	28 (8 INT / 20 PBU)	1997-2000

**MOST CAREER GAMES PLAYED**

RANK	NAME	GAMES PLAYED	YEAR
1.	Jerome Murphy	52	2006-09
2.	Ryne Giddins	51	2010-13
	George Selvie	51	2006-09
	Marcus Edwards	51	2005-08
	Cedric Hill	51	2005-08
	Tyler Roberts	51	2005-08
	Marc Dile	51	2004-08
	Carlton Williams	51	2004-08
	Stephen Nicholas	51	2002-06
10.	Nate Godwin	50	2013-16
	Keith McCaskill	50	2008-11
	Terrell McClain	50	2007-10
13.	DeDe Lattimore	49	2009-13
	Sam Barrington	49	2009-12
	Michael Lanaris	49	2009-12
	Kayvon Webster	49	2009-12
	Dontavia Bogan	49	2007-10
	Sabbath Joseph	49	2007-10
	Ben Busbee	49	2006-09
	Chris Robinson	49	2006-09
	Taurus Johnson	49	2005-08
	Louis Gachette	49	2004-08
	Ben Moffitt	49	2004-07
	Trae Williams	49	2004-07
25.	Marvin Kloss	48	2011-14
	Mike McFarland	48	2011-14
	Luke Sager	48	2010-13
	Maikon Bonani	48	2008-12
	Nate Allen	48	2006-09
	Delbert Alvarado	48	2006-09
	Aaron Harris	48	2006-09
	Mike Jenkins	48	2004-07

**MOST CAREER GAMES STARTED**

RANK	NAME	GAMES STARTED	YEAR
1.	George Selvie	50	2006-09
2.	DeDe Lattimore	49	2010-13
3.	Quinterrius Eatmon	46	2011-14
4.	Carlton Williams	45	2005-08
	Stephen Nicholas	45	2002-06
	Trae Williams	45	2002-06



Bulls' career leader in sacks and games started, George Selvie.



AMERICAN ATHLETIC CONFERENCE SINGLE-GAME RECORDS

**MOST RUSHING YARDS**

Yds.	Name	Opponent	Date
230	Marlon Mack	vs. Temple	11/14/15
210	Quinton Flowers	at Memphis	11/12/16
201	Quinton Flowers	vs. SMU	10/24/15
176	Quinton Flowers	vs. Navy	10/28/16
157	Quinton Flowers	vs. UConn	10/15/16
155	Marlon Mack	vs. UCF	11/26/16
152	Marlon Mack	vs. ECU	10/8/16
152	Quinton Flowers	vs. UCF	11/26/16
142	Quinton Flowers	at SMU	11/19/16
130	Marlon Mack	at Tulsa	10/18/14

**MOST RUSHING CARRIES**

Carries	Name	Opponent	Date
31	Marlon Mack	vs. UConn	9/19/14
27	Marlon Mack	at ECU	11/7/15
23	Quinton Flowers	vs. SMU	10/24/15
21	Marlon Mack	vs. Temple	11/14/15
21	Marcus Shaw	vs. UCF	11/29/13
20	Marlon Mack	vs. Memphis	10/2/15
20	Quinton Flowers	at Memphis	11/12/16
20	Marlon Mack	vs. UCF	11/26/16
20	Quinton Flowers	vs. UCF	11/26/16
20	Marlon Mack	at Cincinnati	10/1/16

**MOST RUSHING TDs**

TDs	Name	Opponent	Date
3	Quinton Flowers	at Memphis	11/12/16
3	Quinton Flowers	vs. UConn	10/15/16
3	Quinton Flowers	vs. SMU	10/24/15
2	10 times		

**MOST RECEIVING YARDS**

Yds.	Rec.	Name	Opponent	Date
154	6	Andre Davis	at Tulsa	10/18/14
147	7	Rodney Adams	vs. Temple	11/14/15
134	9	Andre Davis	vs. Houston	10/31/13
124	6	Andre Davis	vs. ECU	10/11/14
118	5	Rodney Adams	at UConn	10/17/15
115	8	Rodney Adams	at Memphis	11/12/16
113	7	Rodney Adams	vs. ECU	10/8/16
113	5	Andre Davis	at SMU	11/23/13
110	7	Andre Davis	vs. Memphis	11/16/13
105	3	Tyre McCants	at SMU	11/19/16

**MOST RECEPTIONS**

Rec.	Yds.	Name	Opponent	Date
9	78	Rodney Adams	vs. UCF	11/26/16
9	134	Andre Davis	vs. Houston	10/31/13
8	115	Rodney Adams	at Memphis	11/12/16
7	54	Rodney Adams	vs. Navy	10/28/16
7	43	Rodney Adams	vs. UConn	10/15/16
7	113	Rodney Adams	vs. ECU	10/8/16
7	147	Rodney Adams	vs. Temple	11/14/15
7	87	Andre Davis	vs. UCF	11/29/13
7	110	Andre Davis	vs. Memphis	11/16/13

**MOST RECEIVING TOUCHDOWNS**

TDs	Name	Opponent	Date
3	Rodney Adams	at UConn	10/17/15
3	Andre Davis	at Tulsa	10/18/14
2	Tyre McCants	at SMU	11/19/16
2	D'Ernest Johnson	vs. ECU	10/8/16
2	Sean Price	at UCF	11/26/15
2	Sean Price	vs. Cincinnati	11/20/15
2	Mike McFarland	vs. Houston	10/31/13

**MOST PASSING YARDS**

Yds.	C/A	Name	Opponent	Date
311	26/41	Mike White	vs. Houston	10/31/13
272	17/26	Mike White	at Tulsa	10/18/14
263	24/29	Q. Flowers	at Memphis	11/12/16
257	21/41	Mike White	vs. ECU	10/11/14
250	21/19	Q. Flowers	vs. ECU	10/8/16
244	21/35	Mike White	at SMU	11/15/14
230	15/22	Q. Flowers	vs. Temple	11/14/15
217	19/34	Mike White	vs. SMU	11/23/13
219	19/29	Q. Flowers	vs. Navy	10/28/16
213	23/37	Q. Flowers	vs. UConn	10/15/16

**MOST PASSING TOUCHDOWNS**

TDs	Name	Opponent	Date
4	Q. Flowers	vs. Cincinnati	11/20/15
3	Q. Flowers	vs. ECU	10/8/16
3	Q. Flowers	at SMU	11/19/16
3	Q. Flowers	at UCF	11/26/15
3	Mike White	at Tulsa	10/18/14

**MOST PASSING ATTEMPTS**

Att.	Com.	Yds.	Name	Opponent	Date
41	21	257	Mike White	vs. ECU	10/11/14
41	26	311	Mike White	vs. Houston	10/31/13
37	23	213	Q. Flowers	vs. UConn	10/15/16
35	21	244	Mike White	at Memphis	11/22/14
34	15	211	Mike White	vs. UCF	11/29/13
34	19	217	Mike White	vs. SMU	11/23/13
33	18	198	Mike White	vs. Memphis	11/16/13
31	14	141	Mike White	vs. Rutgers	12/07/13

**MOST PASSING COMPLETIONS**

Com.	Att.	Yds.	Name	Opponent	Date
26	41	311	Mike White	vs. Houston	10/31/13
24	29	263	Q. Flowers	at Memphis	11/12/16
23	37	213	Q. Flowers	vs. UConn	10/15/16
21	29	250	Q. Flowers	vs. ECU	10/8/16
21	41	257	Mike White	vs. ECU	10/11/14
21	35	244	Mike White	at Memphis	11/22/14

**MOST YARDS TOTAL OFFENSE**

Yds.	Rush	Pass	Name	Opponent	Date
473	210	263	Q. Flowers	at Mem	11/12/16
395	176	219	Q. Flowers	vs. Navy	10/28/16
370	157	213	Q. Flowers	vs. UConn	10/15/16
365	115	250	Q. Flowers	vs. ECU	10/8/16
337	142	195	Q. Flowers	at SMU	11/19/16
320	90	230	Q. Flowers	vs. Temple	11/14/15
304	152	152	Q. Flowers	vs. UCF	11/26/16
298	201	97	Q. Flowers	vs. SMU	10/24/15
287	-24	311	Mike White	vs. Houston	10/31/13
279	79	200	Q. Flowers	at ECU	11/7/15

**MOST PLAYS TOTAL OFFENSE**

Total	Rush	Pass	Name	Opponent	Date
44	20	24	Q. Flowers	at Mem	11/12/16
44	21	23	Q. Flowers	at ECU	11/7/15
44	3	41	Mike White	vs. Houston	10/31/13
43	23	20	Q. Flowers	vs. SMU	10/24/15
42	1	41	Mike White	vs. ECU	10/11/14
41	35	6	Mike White	at Memphis	11/22/14
40	18	22	Q. Flowers	vs. Temple	11/14/15
39	16	23	Q. Flowers	vs. UConn	10/15/16
39	18	21	Q. Flowers	at UCF	11/26/15
37	16	21	Q. Flowers	vs. ECU	10/8/16
37	6	31	Mike White	vs. Rutgers	12/07/13

OUTLOOK

PLAYERS

COACHES

REVIEW

RECORDS

HISTORY

USF

MEDIA

# AMERICAN ATHLETIC CONFERENCE SINGLE-GAME RECORDS

## MOST PLAYS ALL-PURPOSE

Plays	Name	Opponent	Date
32	Marlon Mack	vs. UConn	9/19/14
28	Marlon Mack	at ECU	11/7/15
24	Marlon Mack	at Memphis	11/12/16
24	Marlon Mack	vs. Temple	11/14/15
24	Marlon Mack	at Memphis	11/22/14
22	Marlon Mack	vs. UConn	10/15/16
22	Marcus Shaw	vs. UCF	11/29/13
21	Marlon Mack	vs. Navy	10/28/16
21	Marlon Mack	at Tulsa	10/18/14
21	Marlon Mack	vs. Memphis	10/2/15

## MOST YARDS ALL-PURPOSE

Tot.	Rus.	Rec.	Ret.	Name	Opponent	Date
281	71	29	181	D'Em. Johnson	vs. Cinc	11/20/15
272	230	42	0	Marlon Mack	vs. Temple	11/14/15
270	86	115	69	Rodney Adams	at Mem	11/12/16
225	0	86	139	Rodney Adams	at Navy	10/31/15
210	210	0	0	Quinton Flowers	at Mem	11/12/16

## MOST PUNT RETURN YARDS

Yds.	Name	Opponent	Date
82	Tajee Fullwood	vs. SMU	10/24/15
50	Chris Dunkley	vs. SMU	11/23/13
41	Chris Dunkley	vs. Houston	11/31/13
37	Hassan Childs	vs. Memphis	11/16/13
31	D'Ernest Johnson	vs. Navy	10/28/16
27	D'Ernest Johnson	vs. Cincy	10/1/16
25	D'Ernest Johnson	at Navy	10/31/15
23	Hassan Childs	vs. ECU	10/11/14

## MOST KICK RETURN YARDS

Yds.	Name	Opponent	Date
181	D'Ernest Johnson	vs. Cincinnati	11/20/15
139	Rodney Adams	at Navy	10/31/15
128	Chris Dunkley	vs. ECU	10/11/14
116	Rodney Adams	at SMU	11/19/16
111	Chris Dunkley	vs. Houston	10/31/13
97	Rodney Adams	at Memphis	11/12/16
85	Chris Dunkley	at UCF	11/29/13
84	Chris Dunkley	vs. UCF	11/28/14
84	D'Ernest Johnson	vs. Houston	11/1/14
84	Chris Dunkley	vs. Rutgers	12/7/13

## MOST TOTAL RETURN YARDS

Tot.	P	K	Int.	Name	Opponent	Date
181	0	181	0	D'Em. Johnson	vs. Cinc	11/20/15
152	41	111	0	Chris Dunkley	vs. Houston	10/31/13
139	0	0	0	Rodney Adams	at Navy	10/31/15
137	9	128	0	Chris Dunkley	vs. ECU	10/11/14
116	0	116	0	Rodney Adams	at SMU	11/19/16
108	25	83	0	D'Em. Johnson	at Navy	10/31/15
91	6	85	0	Chris Dunkley	vs. UCF	11/29/13
89	50	39	0	Chris Dunkley	vs. SMU	11/23/13

## HIGHEST PUNT AVERAGE

Avg.	No.	Yds.	Name	Opponent	Date
49.0	5	245	Mattias Ciabatti	at SMU	11/15/14
47.2	6	283	Mattias Ciabatti	vs. Louisville	10/26/13
46.4	5	232	Mattias Ciabatti	at Tulsa	10/18/14
46.1	7	323	Mattias Ciabatti	Memphis	10/2/15
45.7	6	274	Mattias Ciabatti	vs. ECU	10/11/14
45.1	8	361	J. Hernandez	vs. UCF	11/26/16
45.0	5	225	Mattias Ciabatti	vs. Cincinnati	10/05/13
44.3	9	399	Mattias Ciabatti	vs. UConn	10/12/13

## MOST TACKLES

Tot.	Solo	Ast.	Name	Opponent	Date
18	9	9	DeDe Lattimore	vs. Rutgers	12/07/13
14	6	8	Auggie Sanchez	at SMU	11/19/16
14	9	5	Auggie Sanchez	at Navy	10/31/15
14	11	3	Jamie Byrd	vs. Houston	11/1/14
12	8	4	Auggie Sanchez	vs. UConn	10/15/16
12	7	5	Jamie Byrd	at UConn	10/17/15
12	8	4	Auggie Sanchez	Memphis	10/2/15
11	7	4	Nigel Harris	vs. UCF	11/26/16
11	8	3	Auggie Sanchez	at ECU	11/7/15
11	4	7	Nigel Harris	at Cincinnati	10/24/14
11	4	7	Auggie Sanchez	at Tulsa	10/18/14
11	7	4	DeDe Lattimore	vs. UConn	10/12/13

## MOST SACKS

Tot.	Yards	Name	Opponent	Date
3.0	16	Auggie Sanchez	vs. UConn	10/15/16
2.0	10	Jamie Byrd	at UConn	10/17/15
2.0	17	Jamie Byrd	vs. SMU	10/24/15
2.0	12	Bruce Hector	vs. Cincy	11/20/15
2.0	10	Aaron Lynch	vs. Rutgers	12/07/13
2.0	13	Aaron Lynch	vs. SMU	11/23/13
2.0	25	DeDe Lattimore	vs. Louisville	10/26/13
2.0	13	Aaron Lynch	vs. UConn	10/12/13

## MOST TACKLES FOR LOSS

Tot.	Yards	Name	Opponent	Date
4.0	14	Aaron Lynch	vs. Rutgers	12/07/13
4.0	27	Aaron Lynch	vs. SMU	11/23/13
3.5	16	Auggie Sanchez	vs. UConn	10/15/16
3.5	16	Jamie Byrd	at UConn	10/17/15
3.5	11	Elkino Watson	at Tulsa	10/18/14
3.0	19	Jamie Byrd	vs. SMU	10/24/15
3.0	9	Elkino Watson	vs. Memphis	11/16/13
3.0	26	DeDe Lattimore	vs. Louisville	10/26/13
3.0	6	Auggie Sanchez	vs. Temple	11/14/15

2017 USF FOOTBALL

- OUTLOOK
- PLAYERS
- COACHES
- REVIEW
- RECORDS
- HISTORY
- USF
- MEDIA



THE LAST TIME - TEAM

2017 USF FOOTBALL

OUTLOOK  
PLAYERS  
COACHES  
REVIEW  
RECORDS  
HISTORY  
USF  
MEDIA

	USF	OPPONENT
	<b>RUSHING</b>	
Team had 400 or more yards:	416, at Memphis, 11/12/16	478, Florida State, 9/24/16
Team had 300-399 yards:	351, vs. UCF, 11/26/16	317, Navy, 10/28/16
Team had 200-299 yards:	208, vs. S.C. (Birmingham Bowl), 12/29/16	277, at Memphis, 11/12/16
Had 51-100 yards:	62, at Navy, 10/31/15	91, S.C. (Birmingham Bowl), 12/29/16
Had less than 50 yards:	5, vs. UCF, 11/28/14	12, Florida A&M, 9/5/15
Team had 60 or more attempts:	60, at East Carolina, 11/7/15	69, at Navy, 10/31/15
Team had 50-59 attempts:	50, at Memphis, 11/12/16	54, Navy, 10/28/16
Team had fewer than 25 attempts:	24, at Navy, 10/31/15	22, at SMU, 11/15/14
Team had five or more rushing touchdowns:	5, vs. UCF, 11/26/16	6, Navy, 10/28/16
Team had at least three rushing touchdowns:	3, vs. S.C. (Birmingham Bowl), 12/29/16	6, Navy, 10/28/16
Team had 0 rushing touchdowns:	at East Carolina, 11/7/15	at SMU, 11/19/16

	USF	OPPONENT
	<b>PASSING</b>	
Had 400-499 yards passing:	477, vs. Florida A&M, 9/17/11	423, at SMU, 11/19/16
Had 300-399 yards passing:	365, vs. Northern Illinois, 9/10/16	390, S.C. (Birmingham Bowl), 12/29/16
Had 200-299 yards passing:	261, vs. S.C. (Birmingham Bowl), 12/29/16	299, Navy, 10/28/16
Had less than 100 yards passing:	60, at Maryland, 9/19/15	16, at Navy, 10/31/15
Team had less than 50 yards passing:	Never, (record-low 60 vs. James Madison, 9/16/00)	16, at Navy, 10/31/15
Had 50 or more attempts:	50, vs. Ball State, 9/10/11	56, East Carolina, 10/8/16
Had 40-49 attempts:	46, at Memphis, 11/22/2014	43, S.C. (Birmingham Bowl), 12/29/16
Had 30-39 attempts:	32, vs. S.C. (Birmingham Bowl), 12/29/16	39, UConn, 10/15/16
Had 20-29 attempts:	26, vs. UCF, 11/26/16	27, Navy, 10/28/16
Had less than 20 attempts:	15, at SMU, 11/19/16	19, Florida State, 9/24/16
Had less than 10 attempts:	Never (record-low 10 vs. Louisville, 9/24/05)	9, at Navy, 10/31/15
Had 30 or more completions:	31, vs. Cincinnati, 10/22/11	32, S.C. (Birmingham Bowl), 12/29/16
Had 20-29 completions:	23, vs. S.C. (Birmingham Bowl), 12/29/16	28, UCF, 11/26/16
Had less than 20 completions:	17, vs. UCF, 11/26/16	15, Navy, 10/28/16
Had less than 10 completions:	7, at SMU, 11/19/16	3, at Navy, 10/31/15
Team had less than five completions:	3, at Louisville, 10/22/04	3, at Navy, 10/31/15
Had five touchdown passes:	vs. Cincinnati, 11/20/15	Pittsburgh, 12/4/04
Had four touchdown passes:	vs. Northern Illinois, 9/10/16	at Maryland, 9/19/15
Had three touchdown passes:	at SMU, 9/19/16	S.C. (Birmingham Bowl), 12/29/16
Had two touchdown passes:	vs. S.C. (Birmingham Bowl), 12/29/16	UCF, 11/26/16
Had one touchdown pass:	vs. Florida State, 9/24/16	Navy, 10/28/16
Had zero touchdown passes:	vs. UCF, 11/26/16	Towson, 9/3/16
Had five passes intercepted:	vs. UAB, 11/22/03	at Syracuse, 10/3/09
Had four passes intercepted:	vs. Memphis, 11/16/13	Cincinnati, 11/20/15
Had three passes intercepted:	vs. Pittsburgh, 12/1/12	at Cincinnati, 10/1/16
Had two passes intercepted:	vs. UConn, 10/15/16	S.C. (Birmingham Bowl), 12/29/16
Had one pass intercepted:	vs. S.C. (Birmingham Bowl), 12/29/16	at Memphis, 11/12/16
Did not throw an interception:	vs. UCF, 11/26/16	at Temple, 10/21/16

	USF	OPPONENT
	<b>TOTAL OFFENSE</b>	
Had 700 or more yards:	745, vs. Florida A&M, 9/17/11	Never
Had 600 or more yards:	679, at Memphis, 11/12/16	608, at Memphis, 11/12/16
Had 500 or more yards:	503, vs. UCF, 11/26/16	578, at SMU, 11/19/16
Had 400 or more yards:	469, vs. S.C. (Birmingham Bowl), 12/29/16	481, S.C. (Birmingham Bowl), 12/29/16
Had 300 yards or less:	270, at Navy, 10/31/15	292, Towson, 9/3/16
Had 200 yards or less:	200, vs. UCF, 11/28/14	182, Florida A&M, 9/5/15
Had 100 yards or less:	Never	97, UT-Martin, 8/30/08
Ran 85 or more plays:	89, vs. Northern Illinois, 9/10/16	89, at SMU, 11/19/16
Ran 55 or fewer plays:	53, at Temple, 10/21/16	54, at UCF, 11/26/15

	USF	OPPONENT
	<b>SCORING</b>	
Scored 80 or more points:	80, vs. Kentucky Wesleyan, 9/6/97	Never
Scored 70-79 points:	70, vs. Florida A&M, 9/17/11	Never
Scored 60-69 points:	65, vs. Cincinnati, 11/20/15	Never
Scored 50-59 points:	52, vs. Navy, 10/28/16	55, Florida State, 9/24/16
Scored 40-49 points:	46, vs. S.C. (Birmingham Bowl), 12/29/16	42, at Memphis, 11/12/16
Scored 30-39 points:	35, at SMU, 11/19/16	39, S.C. (Birmingham Bowl), 12/29/16
Scored 20-29 points:	22, at East Carolina, 11/7/15	27, at SMU, 11/19/16
Scored 10-19 points:	17, at Navy, 10/31/15	17, Northern Illinois, 9/10/16
Scored less than 10 points:	0, vs. UCF, 11/28/14	6, UConn, 11/3/12
Failed to score points:	0, vs. UCF, 11/28/14	0, Charleston Southern, 9/19/09
Won by 45 points or more:	48, vs. Florida A&M, 9/5/15	Never
Won by 30-44 points:	31, vs. Northern Illinois, 9/10/16	32, vs. NC State, 9/13/14
Won by 20-29 points:	25, at Cincinnati, 10/1/16	20, vs. Florida State, 9/24/16
Scored on the first drive of the game:	at SMU, TD, 11/19/16	UCF, TD, 11/26/16
Scoring drive of 15 or more plays:	15, at Navy, 10/31/15	16, vs. Navy, 10/28/16
Recorded a safety:	at East Carolina, 11/7/15	at Temple, 10/21/16
Scored on a blocked field goal attempt:	Nate Godwin (75), vs. Cincinnati, 10/5/13	Rod Davis (61), vs. Southern Miss, 10/25/03

THE LAST TIME - TEAM

	USF	OPPONENT
<b>TURNOVERS</b>		
Team lost five turnovers:	vs. Memphis, 11/16/13	vs. S.C. (Birmingham Bowl), 12/29/16
Team lost four turnovers:	vs. UConn, 10/15/16	at Cincinnati, 10/1/16
Team lost three fumbles:	at Syracuse, 10/3/09	vs. S.C. (Birmingham Bowl), 12/29/16
Threw four or more interceptions:	4, vs. Memphis, 11/16/13	4, vs. Cincinnati, 11/20/15
Team did not commit a turnover:	at Memphis, 11/12/16	at Temple, 10/21/16
Team recovered an on-side kick:	at Pittsburgh, 9/8/01	vs. UCF, 11/26/16
Lost a game and did not commit a turnover:	vs. Western Kentucky (Miami Beach Bowl), 12/21/15	vs. UConn, 10/15/16
<b>DEFENSE</b>		
Team recorded seven sacks:	vs. UConn, 10/15/11	at Rutgers, 11/12/09
Team recorded six sacks:	vs. Chattanooga, 9/1/12	at Maryland, 9/19/15
Team recorded five sacks:	vs. S.C. (Birmingham Bowl), 12/29/16	at Temple, 10/21/16
Team recorded 10 or more tackles for loss	10.0, vs. S.C. (Birmingham Bowl), 12/29/16	11.0, at Temple, 10/21/16
Team recorded five or more pass break-ups:	5, at Memphis, 11/12/16	5, at Florida State, 9/12/15
<b>SPECIAL TEAMS</b>		
Returned a punt for a touchdown:	at Syracuse, 9/17/16	vs. Louisville, 11/21/09
Returned a blocked punt for a touchdown:	vs. Florida A&M, 9/17/11	vs. Maryland, 9/6/14
Returned a kickoff for a touchdown:	at Navy, 10/31/15	vs. West Virginia, 12/1/11
Blocked a punt:	vs. Florida State, 9/29/12	at Temple, 10/21/16
Punted 10 or more times:	10, at Florida State, 9/5/15	11, vs. Northern Illinois, 9/10/16
Did not record a punt:	vs. Charleston Southern, 9/19/09	at Pittsburgh, 10/24/09
Blocked a field goal:	at Tulsa, 10/18/14	vs. Navy, 10/28/16
Blocked a PAT:	vs. Cincinnati, 10/22/11	vs. Cincinnati, 11/20/15
Team recovered an on-side kick:	at Pittsburgh, 9/8/01	vs. UCF, 11/26/16
Made five or more field goals:	5, vs. Syracuse, 10/27/12	Never
Made four or more field goals:	4, vs. Cincinnati, 10/5/13	4, at Miami, 11/17/12
<b>MISCELLANEOUS</b>		
Had 30 or more first downs:	30, at Memphis, 11/12/16	31, vs. Florida State, 9/24/16
Had 10 or fewer first downs:	9, at Navy, 10/31/15	10, at UCF, 11/26/15
Had 15 or more penalties:	19, at Houston, 10/31/13	15, vs. Louisville, 9/24/05
Had no penalties:	Never	Never
Had 100 or more penalty yards:	101, vs. East Carolina, 10/8/16	120, at Maryland, 9/19/15
Had less than 25 penalty yards:	21, at Cincinnati, 10/1/16	24, at SMU, 11/19/16
Had 35 minutes or more of possession time:	35:11, at East Carolina, 11/7/15	36:11, at SMU, 11/19/16
Scoring drive of 15 or more plays:	15, at Navy, 10/31/15	16, vs. Navy, 10/28/16



THE LAST TIME - INDIVIDUAL

	USF	OPPONENT
<b>RUSHING</b>		
Rushed at least 25 times:	Marlon Mack (27), at ECU, 11/7/15	D. Strickland (30), at Syracuse, 9/17/16
Rushed at least 30 times:	Marlon Mack (31), vs. UConn, 9/19/14	D. Strickland (30), at Syracuse, 9/17/16
Rushed for 100 yards:	Quinton Flowers (105), vs. S.C. (Birmingham Bowl), 12/29/16	Braeden West (120), at SMU, 11/19/16
Multiple players rushed for 100 yards:	Marlon Mack (155) & Flowers (152), vs. UCF, 11/26/16	D. Cook (267) & J. Patrick (124), vs. FSU, 9/24/16
Rushed for 150 yards:	Marlon Mack (155) & Flowers (152), vs. UCF, 11/26/16	R. Armstead (210), at Temple, 10/21/16
Rushed for 200 yards:	Quinton Flowers (210), at Memphis, 11/12/16	R. Armstead (210), at Temple, 10/21/16
USF player rushed for 200 yards in consecutive games	Dyral McMillan (258) vs. New Haven, 11/6/99; (221) vs. Hofstra, 11/13/99	
Scored on a run of 50 yards or more:	Quinton Flowers (62), vs. UCF, 11/26/16	R. Armstead (76), at Temple, 10/21/16
Scored on a run of 70 yards or more:	Rodney Adams (92), at Memphis, 11/12/16	R. Armstead (76), at Temple, 10/21/16
<b>PASSING</b>		
Player attempted 40 passes:	Mike White (41), vs. East Carolina, 10/11/14	Jake Bentley (43), vs. S.C. (Birmingham Bowl), 12/29/16
Player attempted 50 passes:	Matt Grothe (54), vs. Cincinnati, 11/3/07	Troy Mitchell (66), vs. Western Carolina, 8/30/14
Player completed 25 passes:	Mike White (26), at Houston, 10/31/13	Jake Bentley (32), vs. S.C. (Birmingham Bowl), 12/29/16
Player completed 30 passes:	B.J. Daniels (31), vs. Cincinnati, 10/22/11	Jake Bentley (32), vs. S.C. (Birmingham Bowl), 12/29/16
Player passed for more than 300 yards:	Quinton Flowers (350), vs. Northern Illinois, 9/10/16	Jake Bentley (390), vs. S.C. (Birmingham Bowl), 12/29/16
Player passed for more than 400 yards:	B.J. Daniels (409), vs. Cincinnati, 10/22/11	Brandon Doughty (461), vs. WKU (Miami Beach Bowl), 12/21/15
Player threw three touchdowns:	Quinton Flowers (3), at SMU, 11/19/16	Jake Bentley (3), vs. S.C. (Birmingham Bowl), 12/29/16
Player threw four touchdowns:	Quinton Flowers (4), vs. Northern Illinois, 9/10/16	Caleb Rowe (4), at Maryland, 9/19/15
Player threw five touchdowns:	Marquel Blackwell (5), at East Carolina, 10/19/02	Tyler Palko (5), vs. Pittsburgh, 12/4/04
Player threw a TD of 50 yards or more:	Quinton Flowers-Tyre McCants (65), at SMU, 11/19/16	T. Payton-T. Smith (72), vs. UCF, 11/26/16
Player threw a TD of 60 yards or more:	Quinton Flowers-Tyre McCants (65), at SMU, 11/19/16	T. Payton-T. Smith (72), vs. UCF, 11/26/16
<b>RECEIVING</b>		
Player caught 10 passes:	Andre Davis (12), at Nevada, 9/8/12	Deebo Samuel (14), vs. S.C. (Birmingham Bowl), 12/29/16
Player had 100 receiving yards:	Tyre McCants (105), at SMU, 11/19/16	Deebo Samuel (190), vs. S.C. (Birmingham Bowl), 12/29/16
USF player with three straight 100-yard games:	Andre Davis (113), vs. SMU, 11/26/13; (110) vs. Memphis, 11/16/13; (134), vs. Houston, 10/31/13	
<b>TOTAL OFFENSE</b>		
Player had 400 or more yards:	Quinton Flowers (473), at Memphis, 11/12/16	Will Worth (428), vs. Navy, 10/28/16
QB had 100 yards or more PASSING and RUSHING:	Quinton Flowers, 105 rush, 261 pass, vs. S.C. (Birmingham Bowl), 12/29/16	Will Worth, 129 rush, 299 pass, vs. Navy, 10/28/16
<b>DEFENSE</b>		
Player intercepted three or more passes:	J.R. Reed (3), at Memphis, 11/29/03	Bobby McCain (3), vs. Memphis, 11/16/13
Player intercepted two or more passes:	Deatrick Nichols (2), at SMU, 11/19/16	Sean Davis (2), at Maryland, 9/19/15
Player recovered two or more fumbles:	Khalid McGee (2), vs. S.C. (Birmingham Bowl), 12/29/16	Arthur Jones (2), at Syracuse, 10/3/09
Player recorded four or more sacks:	George Selvie (4), vs. Elon, 9/1/07	Never
Player recorded three sacks:	Auggie Sanchez (3), vs. UConn, 10/15/16	Stephen Tulloch (3), vs. NC State, 12/31/05
Player recorded 15 or more tackles:	DeDe Lattimore (18), at Rutgers, 12/7/13	D. Spencer (15), at UCF, 11/26/15
Player returned an interception for a touchdown:	Tajee Fullwood (47), vs. S.C. (Birmingham Bowl), 12/29/16	Austin McDaniel (46), at Tulsa, 10/18/14
Player returned a fumble for a touchdown:	Juwuan Brown (22), vs. UCF, 11/26/16	Jimmy Gaines (0), vs. Miami, 9/28/13
Player recorded 4.0 tackles for loss or more:	Aaron Lynch (4.0), at Rutgers, 12/7/13	Juwuan Johnson (4.0), vs. Northern Illinois, 9/10/16
<b>PUNTING</b>		
Player recorded four 50-yard punts:	Brandon Baker (4), at S.C., 9/18/04	Adam Graessle (5), vs. Pittsburgh, 10/15/05
Player recorded a 60-yard punt:	Jonathan Hernandez (66), vs. UCF, 11/26/16	Worth Gregory (61), vs. East Carolina, 10/8/16
Player recorded two 60-yard punts:	Brandon Baker (2), vs. TCU, 10/10/03	NEVER
<b>SCORING</b>		
Player scored at least three touchdowns:	Quinton Flowers (3), vs. S.C. (Birmingham Bowl), 12/29/16	Will Worth (4), vs. Navy, 10/28/16
Player scored at least four touchdowns:	Marlon Mack (4), vs. Western Carolina, 8/30/14	Will Worth (4), vs. Navy, 10/28/16
Player caught at least two touchdown passes:	Tyre McCants (2), at SMU, 11/19/16	Tre'Ouan Smith (2), vs. UCF, 11/26/16
Player rushed for at least three touchdowns:	Quinton Flowers (3), vs. S.C. (Birmingham Bowl), 12/29/16	Will Worth (4), vs. Navy, 10/28/16
Player kicked (made) three field goals:	Emilio Nadelman (3), vs. UCF, 11/26/15	Aaron Boumerhi, at Temple, 10/21/16
Player kicked (made) four field goals:	Marvin Kloss (4), vs. Cincinnati, 10/5/13	Shawn Moffitt (4), vs. UCF, 11/29/13
Player returned a kickoff for a touchdown:	Rodney Adams (97), at Navy, 10/31/15	Tavon Austin (90), vs. West Virginia, 12/1/11
Player returned a punt for a touchdown:	D'Ernest Johnson (83), at Syracuse, 9/17/16	Trent Guy (60), vs. Louisville, 11/21/09
Player returned an interception for a touchdown:	Tajee Fullwood (47), vs. S.C. (Birmingham Bowl), 12/29/16	Austin McDaniel (46), at Tulsa, 10/18/14
Player returned a fumble for a touchdown:	Juwuan Brown (22), vs. UCF, 11/26/16	Jimmy Gaines (0), vs. Miami, 9/28/13
Player returned a fumble in the end zone for a touchdown:	Jake Sims, vs. Rutgers, 11/3/10	Jimmy Gaines, vs. Miami, 9/28/13
Player returned (or recovered) a blocked punt for a touchdown:	Andre Davis (11), vs. Florida A&M, 9/17/11	Avery Thompson (0), vs. Maryland, 9/6/14
Player returned a blocked field goal attempt for a touchdown:	Nate Godwin (75), vs. Cincinnati, 10/5/13	Rod Davis (61), vs. Southern Miss, 10/25/03
Player scored on a two-point conversion attempt:	Mitchell Wilcox, pass from Brett Kean, vs. S. Carolina, (Birmingham Bowl), 12/29/16	Hayden Hurst, pass from Jake Bentley, vs. S. Carolina (Birmingham Bowl), 12/29/16

OPPONENT GAME RECORDS

**RUSHING**

**Most Attempts**

38 Ray Rice, vs. Rutgers..... 10/18/07

**Most Yards Gained**

267 Dalvin Cook, at Florida State..... 9/24/16

**Average Per Carry**

16.1 Pat White, (11-177) vs. West Virginia ..... 12/3/05

**Most Rushing Touchdowns**

5 Carlton Jones, vs. Army..... 10/16/04

**Longest TD Run**

80 Curtis Keaton, at James Madison ..... 10/30/99  
 77 Greg Hill, vs. Georgia Southern ..... 11/15/97  
 76 Ryquell Armstead, at Temple ..... 10/21/16  
 75 Zach Collaros, vs. Cincinnati..... 10/15/09  
 74 Dalvin Cook, at Florida State..... 9/12/15

**Longest Non-Scoring Run**

70 Tony Hunt at vs. Penn State ..... 9/3/05  
 67 Vaughn Sanders, at Hofstra ..... 10/24/98  
 65 Pat White, vs. West Virginia ..... 12/3/05

**PASSING**

**Most Attempts**

67 Troy Mitchell, Western Carolina ..... 8/30/14  
 57 Jared Lorenzen, at Kentucky ..... 9/9/00  
 54 Scott Riddle, vs. Elon ..... 9/1/07  
 53 Danny Wimprine, vs. Memphis..... 11/9/02  
 53 Zach Collaros, vs. Cincinnati..... 10/22/10

**Most Completions**

47 Troy Mitchell, Western Carolina ..... 8/30/14  
 33 Scott Riddle, vs. Elon ..... 9/1/07

**Highest Completion Pct. (Min. 20 atts.)**

81.1 Gino Guidugli (30-37) at Cincinnati ..... 11/20/04

**Most Yards**

463 Zach Collaros, at Cincinnati ..... 10/22/10  
 461 Brandon Doughty, vs. WKU ..... 12/21/15  
 413 Stephen Morris, at Miami ..... 11/17/12  
 411 Tyler Palko, vs. Pittsburgh..... 12/4/04  
 389 Brian Brohm, vs. Louisville..... 9/24/05

**Most Touchdown Passes**

5 Tyler Palko, Pittsburgh..... 12/4/04

**Most Interceptions Thrown**

7 Nick Eddy, at Houston..... 11/23/02

**RECEIVING**

**Most Receptions**

18 Zay Jones, vs. ECU..... 10/8/16

**Most Receiving Yards**

252 Cortland Sutton, SMU ..... 11/19/16

**Most Touchdown Receptions**

3 Greg Lee, vs. Pittsburgh ..... 12/4/04  
 3 Troy Williamson, at South Carolina ..... 9/18/04

**TOTAL OFFENSE**

**Most Plays**

78 Troy Mitchell, vs. Western Carolina ..... 8/30/14  
 66 Danny Wimprine, vs. Memphis..... 11/9/02  
 66 Scott Riddle, vs. Elon ..... 9/1/07  
 60 Jared Lorenzen, at Kentucky ..... 9/9/00

**Most Yards Gained**

490 Zach Collaros, at Cincinnati ..... 10/22/10  
 446 Brandon Doughty, vs. WKU ..... 12/21/15  
 402 Tyler Palko, vs. Pittsburgh..... 12/4/04  
 401 Giovanni Carmazzi, vs. Hofstra..... 11/13/99  
 390 Stephen Morris, at Miami ..... 11/17/12

**ALL-PURPOSE**

**Most Plays**

36 Art Brown, at East Carolina ..... 10/19/02  
 35 Thomas Hammock, at Northern Illinois ..... 8/30/01  
 35 Curtis Keaton, at James Madison ..... 10/30/99

**Most Yards Gained**

329 Dalvin Cook, vs. Florida State ..... 9/24/16  
 290 Art Brown, at East Carolina ..... 10/19/02  
 266 Dalvin Cook, at Florida State..... 9/12/15

**PUNTING**

**Most Punts**

11 Jake Ambrose, vs. Northern Illinois..... 9/10/16  
 Blake Clingan, vs. UCF ..... 10/13/07  
 Rick Barrow, Southwest Texas ..... 9/11/99

**Most Yards Punting**

488 Rick Barrow, vs. Southwest Texas..... 9/11/99

**Highest Average**

57.5 John Lloyd, vs. Cincinnati..... 10/15/13

**Longest Punt**

76 Luke Johnson, at Southern Miss..... 10/25/03

**PUNT RETURNS**

**Most Returns**

6 four players, last Jesus Wilson, at Florida St. .... 9/12/15

**Most Return Yards**

150 Antonio Perkins, at Oklahoma ..... 9/28/02  
 77 Joe Burnett, vs. UCF ..... 9/17/05

**Highest Average Return (Min. 2 returns)**

38.5 Joe Burnett (2-77), vs. UCF ..... 9/17/05

**Longest Return**

82 Chand Williams, Florida International..... 9/9/06  
 82 Antonio Perkins, at Oklahoma ..... 9/28/02  
 73 Shaud Williams, at Alabama ..... 8/30/03

**KICKOFF RETURNS**

**Most Returns**

8 Shane Simpson, Towson ..... 9/3/16  
 8 Sean Riley, Syracuse ..... 9/17/16  
 8 Mike Washington, vs. Charleston Southern ..... 11/2/02  
 8 Max Suter, at Syracuse..... 11/10/07

**Most Return Yards**

229 Shane Simpson, Towson ..... 9/3/16  
 193 Sean Riley, Syracuse..... 9/17/16

**Highest Average Return (Min. 2 returns)**

53.5 William Haith (2-107), vs. Liberty ..... 10/21/00

**Longest Return**

98 Mike Washington, vs. Charleston Southern ..... 11/2/02  
 95 Ketric Barnes, vs. New Haven ..... 11/6/99  
 91 Joe Burnett, vs. UCF ..... 9/6/08

**TOTAL RETURNS**

**Most Returns**

9 Mike Washington, vs. Charleston Southern ..... 11/2/02  
 7 Antonio Perkins, at Oklahoma ..... 9/28/02  
 7 Ketric Barnes, vs. New Haven..... 11/6/99  
 7 Kendrick Shanklin, at Kentucky..... 9/9/00

**Most Yards Returned**

206 Joe Burnett, vs. UCF ..... 9/6/08  
 201 Ketric Barnes, vs. New Haven..... 11/6/99

**Highest Average Return (Min. 3 returns)**

37.0 Darius Butler (4-148) at Connecticut ..... 11/26/08

**INTERCEPTIONS**

**Most Interceptions**

3 Bobby McCain, vs. Memphis..... 11/16/13  
 2 eight players, last David at Maryland ..... 10/2/15

**Most Return Yards**

114 Jimmy McClain, at Troy State ..... 9/25/99

**Longest TD Return**

85 Adam Kasper, vs. New Haven ..... 11/6/99  
 79 Mike Mickens, vs. Cincinnati ..... 11/3/07  
 76 Guy Morgan, vs. McNeese State ..... 8/31/13  
 71 Jimmy McClain, at Troy State ..... 9/25/99

**Longest Non-TD Return**

83 Aaron Webster, vs. Cincinnati..... 10/15/09  
 56 L. Kemp, at Middle Tennessee..... 11/11/00  
 49 Don McGee, at North Texas..... 10/5/02

**DEFENSE**

**Most Tackles**

18 Robert McCune, vs. Louisville..... 10/4/03

**Most Sacks**

3 Stephen Tulloch, NC State..... 12/31/05  
 3 Kabeer G baja-Biamila, at San Diego State ..... 9/4/99  
 3 Marlon McCree, at Kentucky..... 9/9/00

**SCORING**

**Most Points Scored by Non-Kicker**

30 Carlton Jones, vs. Army ..... 10/16/04

**Most Points Scored by Kicker**

14 Aaron Boumerhi, at Temple ..... 10/21/16

**Most Touchdowns Scored**

5 Carlton Jones, vs. Army ..... 10/16/04

**Most Field Goals**

4 J Wieclaw, at Miami..... 11/17/12

**Most Field Goals Attempted**

5 Austin Jones, vs. Temple ..... 11/14/15

**Most Points-After-Touchdown Scored**

7 Ricky Aguayo, vs. Florida State..... 9/24/16  
 7 Ryan Kaneshiro (7-7), at Utah..... 10/6/01

**Most Points-After-Touchdowns Attempted**

7 Ricky Aguayo, vs. Florida State..... 9/24/16  
 7 Ryan Kaneshiro (7-7), at Utah..... 10/6/01



USF FOOTBALL PROGRAM FIRSTS

Note: All plays without a date happened in USF's first game vs. Kentucky Wesleyan on Sep. 6, 1997

Game . . . . .	vs. Kentucky Wesleyan, Sept. 6, 1997, Tampa Stadium
Coin Toss . . . . .	Kentucky Wesleyan calls heads and wins, defers to second half, USF receives the ball
Kickoff. . . . .	Kentucky Wesleyan's Adam Kilgore at 7:07 p.m. on Sept. 6, 1997
Kick Return. . . . .	USF's Charlie Jackson, 32 yards
Kick Return For TD. . . . .	Charlie Jackson, 94 yards vs. Charleston Southern, on Nov. 1, 1997
Offensive Play . . . . .	Lateral from Chad Barnhardt to Charlie Jackson, 10 yards
First Down . . . . .	Same lateral to Jackson
Pass Attempt . . . . .	Incomplete from Barnhardt to Jackson in left flat
Pass Completion . . . . .	Barnhardt to Clif Dell, 16 yards
Penalty . . . . .	OT Kenyatta Jones, personal foul, 15 yards
Touchdown . . . . .	Rafael Williams, 1-yard yard run, 11:44 remaining in first quarter
Point after Touchdown . . . . .	Steve Riggs kick following above TD run
Kickoff Following a Score. . . . .	Riggs for 60 yards, following above PAT, returned 16 yards by Marquis Churchwell
Special Teams Tackle. . . . .	Brian Surcy on above kickoff
Defensive Tackle . . . . .	DE Brett Avery stopped running back Scott Dykes for no gain
Punt Return . . . . .	Charlie Jackson, 13 yards
Punt . . . . .	Tony Umholtz, 39 yards
TD Pass . . . . .	Chad Barnhardt to RB Jermaine Clemons, 5 yards, 2 minutes remaining in first quarter
Interception. . . . .	Glenn Davis, on a long attempt to Jamie Thomas, no return, 1:28 remaining in first quarter
Interception for a TD. . . . .	Roy Manns, 20 yards, with 11:21 in third quarter
Fumble Recovery . . . . .	LB Vassay Marc, 2nd quarter
Field Goal. . . . .	Steve Riggs, 27 yards, with 10:25 in 4th quarter
Sack . . . . .	DE Brett Avery on QB J.D. Meyers in 2nd quarter
100-Yard Rushing Game . . . . .	RB Jermaine Clemons, 132 yards (7 carries) vs. Kentucky Wesleyan, Sept. 6, 1997
Win . . . . .	80-3, over Kentucky Wesleyan, Sept. 6, 1997
Road Game . . . . .	Sept. 13, 1997, at Citadel
Loss . . . . .	10-7 at Citadel, Sept. 13, 1997
Fumble Return for TD. . . . .	DB Anthony Henry, 42 yards, vs. Drake, Sept. 20, 1997
Road Win . . . . .	44-0, Nov. 8, 1997, at Cumberland
Shutout Win . . . . .	Above Cumberland game
Blocked Punt . . . . .	Marcus Rivers, vs. Morehead State, Oct. 4, 1997
Two-Point Conversion Attempt. . . . .	Chad Barnhardt pass vs. Drake, Sept. 20, 1997
Two-Point Conversion Made . . . . .	RB Jermaine Clemons pass to QB Chad Barnhardt vs. Georgia Southern, Nov. 15, 1997
National Team Ranking . . . . .	25th, Sept. 28, 1998, USA TODAY/ESPN I-AA Poll
USF Game in Raymond James Stadium. . . . .	vs. Citadel, Oct. 3, 1998, USF wins 45-6
TD pass from a USF non-QB. . . . .	WR Charlie Jackson to WR Leon Matthews, 50 yards, vs. Citadel, Oct. 3, 1998
300-Yard Passing Game . . . . .	QB Chad Barnhardt, 331 yards at Hofstra, Oct. 24, 1998
I-A Opponent . . . . .	at San Diego State, Sept. 4, 1999
200-Yard Rushing Game . . . . .	RB Dyral McMillan, 258 yards (34 carries) vs. New Haven, Nov. 6, 1999
Punt Return For TD . . . . .	DeAndrew Rubin, 81 yards, vs. James Madison, on Sept. 16, 2001
I-A Win . . . . .	at Connecticut, Oct. 28, 2000
C-USA Win. . . . .	at Army (28-0), Sept. 27, 2003
BIG EAST Win . . . . .	vs. Louisville (45-14), Sept. 24, 2005
Bowl Game. . . . .	Meineke Car Care Bowl vs. NC State, Dec. 31, 2005
Bowl Win . . . . .	Papajohns.com Bowl vs. East Carolina, Dec. 23, 2006

- OUTLOOK
- PLAYERS
- COACHES
- REVIEW
- RECORDS
- HISTORY**
- USF
- MEDIA

USF FOOTBALL HONOR ROLL



2009 First-Team All-American, Jason Pierre-Paul.



Lou Groza Award Finalist, Marvin Kloss.



2016 AAC Offensive Player of the Year, Quinton Flowers.

**ALL-AMERICANS (12)**  
(FCS FROM 1997-00; FBS 2001-Current)

Player	Year	Team	Outlet
Marvin Kloss, PK	2013	..... Second	Athlon Sports
	2013	..... HM	SI.com
Jason Pierre-Paul, DE	2009	..... <b>First</b>	Pro Football Weekly
George Selvie, DE	2008	..... <b>First</b>	AFCA
	2008	..... Second	Walter Camp
	2007	..... <b>First</b>	AFCA, AP, CBS Sportsline, CFN, ESPN, FWAA, SI.com, Walter Camp, Rivals
Mike Jenkins, CB	2007	..... <b>First</b>	AFCA
	2007	..... Second	Sporting News, CFN.com
	2007	..... Third	AP
	2007	..... HM	SI.com
Ben Moffitt, LB	2007	..... Third	AP
	2007	..... HM	SI.com
Trae Williams, CB	2007	..... HM	SI.com
Andre Hall, RB	2005	..... HM	SI.com
J.R. Reed, DB	2003	..... HM	SI.com
DeAndrew Rubin, PR	2002	..... HM	CNN.SI.com
Tony Umholtz, P	1999	..... <b>First</b>	AP
Bill Gramatica, PK	1998	..... <b>First</b>	AFCA
	1998	..... Second	AP
Demetrius Woods, LB	1997	..... HM	Football Gazette

**FRESHMAN ALL-AMERICANS (12)**

Player	Year	Team	Outlet
Quinterrius Eatmon, OT	2011	..... Second	Yahoo
DeDe Lattimore, LB	2010	..... <b>First</b>	Phil Steele
Terrence Mitchell	2010	..... <b>First</b>	Phil Steele, Rivals
Mike Ford, RB	2007	..... HM	Sporting News
Zach Hermann, OL	2007	..... HM	Sporting News
Carlton Mitchell, WR	2007	..... HM	Sporting News
Matt Grothe, QB	2006	..... HM	Sporting News
Chris Robinson, LB	2006	..... HM	Sporting News
George Selvie, DE	2006	..... Second	Sporting News
Carlton Williams, DB	2005	..... HM	Sporting News
Danny Verpaele, DB	2004	..... Third	Sporting News
Stephen Nicholas, LB	2003	..... Third	Sporting News

**NFF NATIONAL SCHOLAR-ATHLETE**

Player	Pos.	Season
Chaz Hine	C	2011

**ACADEMIC ALL-AMERICANS (7)**

Player	Pos.	Season	Team
Chaz Hine, C		2011	..... Second/Dist. 4
Evan Landi, TE		2011	..... District 4
Scott McCready, WR		2000	..... District III
Darren Bishop, WR		1998	..... District III
Isaac Bristol, OT		1998	..... District III
Tony Umholtz, P		1998	..... District III
Darren Bishop, WR		1997	..... District III

**LOU GROZA AWARD**

Player	Pos.	Season	Team
Marvin Kloss	PK	..... 2013	..... Finalist

**FREDDIE SOLOMON COMMUNITY SPIRIT AWARD**

Player	Pos.	Season
Matt Floyd	QB	..... 2013

**BILL WILLIS TROPHY**  
(Touchdown Club of Columbus, Ohio)

Player	Pos.	Season
George Selvie	DE	..... 2007

**NATIONAL STATISTICAL CHAMPIONS**

Player	Pos.	Season	Team
Nigel Harris	LB	..... 2014	..... Forced Fumbles (6)
George Selvie	DE	..... 2007	..... Tackles For Loss (31.5)
J.R. Reed	KR	..... 2003	..... Kickoff Return Average (31.67)

**CONFERENCE AWARD WINNERS**

Player	Pos.	Season	Award
Quinton Flowers	QB	..... 2016	..... American Offensive POY
Marlon Mack	RB	..... 2014	..... American Rookie of the Year
Lindsey Lamar	KS	..... 2010	..... Big East Special Teams POY
George Selvie	DE	..... 2007	..... Big East Defensive POY
Matt Grothe	QB	..... 2006	..... Big East Rookie of the Year
Ean Randolph	KR	..... 2006	..... Big East Special Teams POY

**COLLEGE FOOTBALL PERFORMANCE AWARDS**

Player	Pos.	Season	Award
Quinton Flowers	QB	..... 2016	..... National Performer of the Year

**TWO-TIME ALL-CONFERENCE**

Player	Pos.	Season	Conf
Marlon Mack	RB	..... 2014, 15 & 16	..... American
George Selvie	DE	..... 2007 & 2008	..... BIG EAST
Andre Hall	RB	..... 2004 & 2005	..... USA/BIG EAST

**BOWL GAME HONORS**

Player	Award	Bowl, Year
Quinton Flowers	MVP	..... Birmingham Bowl, 2016
B.J. Daniels	MVP	..... Meineke Car Care Bowl, 2010
Mike Ford	MVP	..... International Bowl, 2009
Matt Grothe	MVP	..... magicJack St. Petersburg Bowl, 2008
Ben Williams	MVP	..... Papajohns.com Bowl, 2006

**AMERICAN ATHLETIC ALL-CONFERENCE**

Player	Pos.	Season	Team
Kofi Amichia	OL	..... 2016 (10)	..... 1st
Quinton Flowers	QB	..... 2016	..... 1st
Marlon Mack	RB	..... 2016	..... 1st
Rodney Adams	WR	..... 2016	..... 2nd
D'Ernest Johnson	PR	..... 2016	..... 2nd
Deatrick Nichols	CB	..... 2016	..... 2nd
Auggie Sanchez	LB	..... 2016	..... 2nd
Deadrin Senat	DT	..... 2016	..... 2nd
Dominique Threatt	OG	..... 2016	..... 2nd
Mitchell Wilcox	TE	..... 2016	..... 2nd
Marlon Mack	RB	..... 2015 (8)	..... 1st
Deatrick Nichols	CB	..... 2015	..... 1st
Rodney Adams	WR/KR	..... 2015	..... 2nd
Mattias Ciabatti	P	..... 2015	..... 2nd
Thor Jozwiak	G	..... 2015	..... 2nd
Eric Lee	DE	..... 2015	..... 2nd
Sean Price	TE	..... 2015	..... 2nd
Auggie Sanchez	LB	..... 2015	..... 2nd
Marlon Mack	RB	..... 2014 (2)1st/Rookie of the Year	..... 2nd
Mattias Ciabatti	P	..... 2014	..... 1st
Aaron Lynch	DE	..... 2013 (5)	..... 1st
DeDe Lattimore	LB	..... 2013	..... 2nd
Luke Sager	DT	..... 2013	..... 2nd
Mike McFarland	TE	..... 2013	..... 2nd
Marcus Shaw	RB	..... 2013	..... 2nd

**Most All-Conference Selections:** 10, 2016, American Athletic  
**FIRST TEAM All-Conference (All Conferences):** 24

2017 USF FOOTBALL

OUTLOOK  
PLAYERS  
COACHES  
REVIEW  
RECORDS  
HISTORY  
USF  
MEDIA



USF FOOTBALL HONOR ROLL



Stephen Nicholas, 2006 First-Team All-BIG EAST.



Andre Hall, 2004 First-Team All-Conference USA.



FBS All-Independent Player of the Year, Marquel Blackwell.

ALL-BIG EAST CONFERENCE

Player	Pos.	Season	Team
Maikon Bonani	PK	.....2012 (5)	.....1st
Sam Barrington	LB	.....2012	.....2nd
Justin Brockhaus-Kann	P	.....2012	.....2nd
Cory Grissom	DT	.....2012	.....2nd
Mark Popek	OL	.....2012	.....2nd
Maikon Bonani	PK	.....2011 (6)	.....2nd
Ryne Giddins	DE	.....2011	.....2nd
Darrell Scott	RB	.....2011	.....2nd
Jeremiah Warren	OG	.....2011	.....2nd
Kayvon Webster	CB	.....2011	.....2nd
Jerrell Young	S	.....2011	.....2nd
Sampson Genus	OC	.....2010 (6)	.....1st
Lindsey Lamar	KS	.....2010	.....1st/ Special Team POY
Terrell McClain	DT	.....2010	.....1st
Dontavia Bogan	WR	.....2010	.....2nd
Mistral Raymond	CB	.....2010	.....2nd
Jacob Sims	OT	.....2010	.....2nd
Jacquan Williams	LB	.....2010	.....2nd
Jason Pierre-Paul	DE	.....2009 (6)	.....1st
Kion Wilson	LB	.....2009	.....1st
Nate Allen	S	.....2009	.....2nd
Sampson Genus	OC	.....2009	.....2nd
Jerome Murphy	CB	.....2009	.....2nd
George Selvie	DE	.....2009	.....2nd
Tyrone McKenzie	LB	.....2008 (6)	.....1st
George Selvie	DE	.....2008	.....1st
Marc Dile	OT	.....2008	.....2nd
Cedric Hill	TE	.....2008	.....2nd
Matt Huners	OT	.....2008	.....2nd
Carlton Williams	SS	.....2008	.....2nd
Mike Jenkins	DB	.....2007 (6)	.....1st
Ben Moffitt	LB	.....2007	.....1st
George Selvie	DE	.....2007	.....1st/Defensive POY
Tyrone McKenzie	LB	.....2007	.....2nd
Ryan Schmidt	OG	.....2007	.....2nd
Trae Williams	DB	.....2007	.....2nd
Matt Grothe	QB	.....2006 (4)	.....Rookie of the Year
Stephen Nicholas	LB	.....2006	.....1st
Ean Randolph	KR	.....2006	.....Special Teams POY
Trae Williams	CB	.....2006	.....1st
Andre Hall	RB	.....2005 (8)	.....1st
Frank Davis	OG	.....2005	.....2nd
Mike Jenkins	DB	.....2005	.....2nd
Johnnie Jones	DB	.....2005	.....2nd
John Miller	OC	.....2005	.....2nd
Stephen Nicholas	LB	.....2005	.....2nd
Terrence Royal	DE	.....2005	.....2nd
Theod Watson	OT	.....2005	.....2nd

ALL-CONFERENCE USA

Player	Pos.	Season	Team
Andre Hall	RB	.....2004 (4)	.....1st
Alex Herron	OC	.....2004	.....3rd
Derrick Sarosi	OT	.....2004	.....3rd
Lee Roy Selmon	DT	.....2004	.....3rd
J.R. Reed	DB	.....2003 (4)	.....1st
Maurice Jones	LB	.....2003	.....2nd
Derrick Sarosi	OT	.....2003	.....3rd
Kevin Verpaele	DB	.....2003	.....3rd

C-USA ALL-FRESHMAN TEAM

Player	Pos.	Season	Team
Ben Moffitt	LB	.....2004	.....1st
Johnny Peyton	WR	.....2004	.....1st
Danny Verpaele	DB	.....2004	.....1st
Stephen Nicholas	LB	.....2003	.....1st

BURGER KING NATIONAL SCHOLAR ATHLETE OF THE WEEK (\$5,000 Scholarship in Player's Name)

Player	Date
Tony Umholtz, P	.....10/16/99
Darren Bishop, WR	.....11/7/98

FBS ALL-INDEPENDENT (FootballNews)

Player	Pos.	Season	Team
Marquel Blackwell	QB	.....2001	.....1st
Chris Daley	DE	.....2001	.....1st
Jimmy Fitts	OG	.....2001	.....1st
J.R. Reed	DB	.....2001	.....1st

FBS ALL-INDEPENDENT PLAYER OF THE YEAR (CollegeFootballNews.com)

Player	Season	Team
Marquel Blackwell	2002	.....1st/ Player of the Year

FBS ALL-INDEPENDENT (CollegeFootballNews.com)

Player	Season	Team
Marquel Blackwell	2002	.....1st/ Player of the Year
Kawika Mitchell	2002	.....1st
J.R. Reed	2002	.....1st
DeAndrew Rubin	2002	.....1st
Devin Sanderson	2002	.....1st
Hugh Smith	2002	.....1st
Marquel Blackwell	2001	.....1st
Chris Daley	2001	.....1st
Jimmy Fitts	2001	.....1st
J.R. Reed	2001	.....1st

FBS INDEPENDENT MVP (ESPN.COM)

Player	Season
Marquel Blackwell	.....2002

I-AA ALL-INDEPENDENT TEAM

Player	Pos.	Season	Team
Rj Anderson	WR	.....1999	.....1st
Roy Manns	DB	.....1999	.....1st
Joey Sipp	OC	.....1999	.....1st
Tony Umholtz	P	.....1999	.....1st
Ivan Alicot	OT	.....1998	.....2nd
Rj Anderson	WR	.....1998	.....2nd
Bernard Brown	DB	.....1998	.....2nd
Bill Gramatica	PK	.....1998	.....2nd
Trevor Hypolite	TE	.....1998	.....2nd
Kenyatta Jones	OT	.....1998	.....2nd
Demetrius Woods	LB	.....1998	.....1st
Ivan Alicot	OL	.....1997	.....2nd
Anthony Henry	FS	.....1997	.....2nd
Trevor Hypolite	TE	.....1997	.....1st
Roy Manns	SS	.....1997	.....2nd
Steve Riggs	PK	.....1997	.....2d
Demetrius Woods	LB	.....1997	.....2nd

USF FOOTBALL HONOR ROLL



FBS National Player of the Week, George Selvie.



2003 All-Star Gridiron Classic participant, J.R. Reed.



2012 East-West Shrine Game participant, Kayvon Webster.

FBS NATIONAL  
PLAYER OF THE WEEK

Player	Date	Opponent	Publication
Chris Dunkley	11/25/13	SMU	CFP Awards, Punt Returner
Ben Moffitt	9/30/07	West Virginia	Walter Camp Defensive; Nagurski
George Selvie	9/23/07	N. Carolina	Walter Camp Defensive;
Nate Allen	9/11/07	Auburn	Nagurski Master Coaches Survey Game Ball
George Selvie	11/25/06	West Virginia	Walter Camp Defensive Rivals.com Defense
Ben Moffitt	9/24/05	Louisville	FWAA Bronko Nagurski
J.R. Reed	11/29/03	at Memphis	SI.com, College; CFN.com
Marquel Blackwell	9/8/01	at Pittsburgh	USA Today

I-AA INDEPENDENT NATIONAL  
PLAYER OF THE WEEK

Player	Date	Opponent
Tony Umholtz, P	9/25/99	at Troy State
Tony Umholtz, P	10/2/99	Southern Illinois
Tony Umholtz, P	10/9/99	Liberty
Tony Umholtz, P	10/16/99	Illinois State
Dyral McMillan, RB	10/23/99	New Hampshire
Tony Umholtz, P	10/30/99	at James Madison
Dyral McMillan, RB	11/6/99	New Haven
Tony Umholtz, P	11/6/99	New Haven
Bill Gramatica, PK	9/19/98	at Liberty
Marshall Smith, LB	10/4/97	Morehead State
Charlie Jackson, KR	11/1/97	Charleston Southern
Roy Manns, SS	11/1/97	Charleston Southern

POSTSEASON ALL-STAR  
APPEARANCES

All-Star Gridiron Classic (Orlando, Fla.)

Player	Season
Maurice Jones, LB	2003
J.R. Reed, DB	2003
Marquel Blackwell, QB	2002
Chris Daley, DE	2002
Tavares Jurineack, NT	2002
Kawika Mitchell, LB	2002
DeAndrew Rubin, WR	2002
Hugh Smith, WR	2002
Maurice Tucker, DB	2002
Greg Walls, DT	2002
Jimmy Fitts, OG	2001
Anthony Williams, LB	2001
Anthony Henry, DB	2000
Kenyatta Jones, OT	2000
Dyral McMillan, RB	1999
Tony Umholtz, P	1999
Ivan Alicot, OL	1998
Chad Barnhardt, QB	1998
Trevor Hypolite, TE	1998

BATTLE OF FLORIDA

Claude Davis, DE	2011
Patrick Hampton, DE	2011
Chaz Hine, C	2011
A.J. Love, WR	2011
Keith McCaskill, DT	2011
Kevin McCaskill, C	2011
Quenton Washington, CB	2011

BLUE-GRAY ALL-STAR GAME

DeJuan Green, RB	2003
Huey Whittaker, WR	2003
Bill Gramatica, PK	2000
Kenyatta Jones, OT	2000

EAST-WEST SHRINE GAME

Rodney Adams, WR	2016
Jamie Byrd, S	2015
Andre Davis, WR	2014
Marvin Kloss, K	2014
DeDe Lattimore, LB	2013
Sam Barrington, LB	2012
Kayvon Webster, DB	2012
Jeremiah Warren, OG	2011
Jerrell Young, S	2011
Terrell McClain, DT	2010
Kion Wilson, LB	2009
Taurus Johnson, WR	2008
Richard Clebert, NT	2007
Trae Williams, DB	2007
Bill Gramatica, PK	2000

HULA BOWL

Maurice Jones, LB	2003
Kawika Mitchell, LB	2002

INTRAJUICE NORTH-SOUTH CLASSIC

Stephen Nicholas, LB	2006
----------------------	------

UNDER ARMOUR SENIOR BOWL

Cory Grissom, DT	2012
Terrell McClain, DT	2010
Nate Allen, S	2009
Jerome Murphy, CB	2009
George Selvie, DE	2009
Tyrone McKenzie, LB	2008
Ben Moffitt, LB	2007
Mike Jenkins, CB (Invited, DNP)	2007
Andre Hall, RB	2005

NFLPA BOWL

Sean Price, TE	2015
Reshard Cliett, LB	2014
Chris Dunkley, DB	2014
Quinterrius Eatmon, T	2014
Darrell Williams, T	2014

MEDAL OF HONOR BOWL

Reshard Cliett, LB	2014
Quinterrius Eatmon, T	2014



# ANNUAL TEAM AWARDS

2017 USF FOOTBALL

## ROOKIE OF THE YEAR

- 1997 Bernard Brown, CB
- 1998 Jimmy Fitts, OG
- 1999 Joe Condron, OT
- 2000 Chris Iskra, WR
- 2001 Shurron Pierson, DE
- 2002 Chris Carothers, OL
- 2003 Stephen Nicholas, LB
- 2004 Jackie Chambers, WR
- 2005 Carlton Williams, DB
- 2006 Matt Grothe, QB/George Selvie, DE
- 2007 Zach Hermann, OG
- 2008 Kion Wilson, LB
- 2009 B.J. Daniels, QB/Jason Pierre-Paul, DE

**renamed Freshman of the Year**

- 2013 Nate Godwin, S
- 2014 D'Ernest Johnson, RB
- 2015 Ronnie Hoggins, CB
- 2016 Mitchell Wilcox, TE

## GOLDEN BULL

**For recognition of the Scout Team player who contributed the most to the team during the season through hard work, effort, dedication and weekly preparation for the opponent.**

- 1997 Derrick Rackard, RB
- 1998 Marquel Blackwell, QB
- 1999 Kevin Patullo, QB/Solomon Burgess, DB
- 2000 n/a
- 2001 Billy Henderson, RB/John Marshall, DE
- 2002 Vinny Capogna, LB/Devin Kennedy, RB
- 2003 Ben Moffitt, LB/Trae Williams, RB
- 2004 Jordan Hicks, LB/Courtney Denson, QB
- 2005 Treco Bellamy, LB/Jason Fox, OC
- 2006 Shane McElwain, DE/Aston Samuels, RB
- 2007 Mike Padilla, FB/Kenneth Lubrice, LB
- 2008 Evan Landi, QB/Charlton Sinclair, CB
- 2009 Julius Forte, DE/Joel Miller, RB
- 2010 Sampson Genus, OC
- 2011 Jeremiah Warren, OL

**renamed Scout Team Award**

- 2013 Tommy Eveld, QB; Daniel Awoleke, DE
- 2014 Chase Whitehead, WR; Kevin Bronson, DE
- 2015 Marquez Valdez-Scantling, WR; Greg Reaves, LB
- 2016 Chris Oladokun, QB; Craig Watts, S

## SCHOLAR-ATHLETE

- 1997 Darren Bishop, WR
- 1998 Darren Bishop, WR
- 1999 Tony Umholtz, P
- 2000 Scott McCready, WR
- 2001 Derrick Rackard, RB
- 2002 Justin Geisler, K
- 2003 Justin Geisler, K
- 2004 Justin Geisler, K
- 2005 Mike Ruegger, TE
- 2006 Anthony Severino, QB
- 2007 Grant Gregory, QB & Marcus Edwards, WR
- 2008 Jake Sims, OL
- 2009 Chaz Hine, OL
- 2010 Armando Sanchez, LB

**renamed Academic Excellence Award**

- 2013 Luke Sager, DL
- 2014 Alex Mut, WR
- 2015 Auggie Sanchez, LB
- 2016 Alex Salvato, LS

## GREEN & GOLD PRIDE

**For the walk-on, who through his efforts on and off the field, best represents USF Football with quality play, leadership and work ethic.**

- 1997 Craig Laufer, OC
- 1998 Tony Umholtz, P
- 1999 Scott McCready, WR
- 2000 Jason Bingham, WR/Matt Groelinger, DL
- 2001 Solomon Burgess, DB
- 2002 Julian Johnson, LB
- 2003 Mike Ruegger, FB
- 2004 Anthony Severino, QB
- 2005 Ryan Bourdeau, LS
- 2006 Mike Padilla, RB/Ben Williams, RB
- 2007 Eric Setser, LS
- 2008 Shawn Cannon, RB
- 2009 Mistral Raymond, DB

**renamed the Jim and Laurie Ragsdale Outstanding Walk-On Award**

- 2013 Brandon Salinas, CB
- 2014 Trevon Griffin, DB
- 2015 Mak Djulbegovic, T
- 2016 Jonathan Hernandez, P

## CAPTAINS AWARD

- 2013 Matt Floyd, QB; Marvin Kloss, K; DeDe Lattimore, LB
- 2014 Andre Davis, WR; Reshard Cliett, LB; Marvin Kloss, K,
- 2015 Mattias Ciabattii, P; Eric Lee; DE, Sean Price, TE
- 2016 Quinton Flowers, QB, Auggie Sanchez, LB

## MOST IMPROVED PLAYER

- 2013 Chris Dunkley, WR
- 2014 Alex Salvato, KS
- 2015 Rodney Adams, WR/KR
- 2016 Rodney Adams, WR/KR

## TOUGH MAN

- 2013 Ryne Giddins, DE
- 2014 Austin Reiter, C
- 2015 Jamie Byrd, S
- 2016 Kofi Amichia, OL

## LEE ROY SELMON AWARD

**For the individual who most displays the greatest courage, perseverance and determination in never giving up in the pursuit of team goals.**

- 1997 Marshall Smith, LB
- 1998 Chad Barnhardt, QB
- 1999 Therrimann Edwards, DL
- 2000 Jason Butler, LB
- 2001 Joe Morgan, DB
- 2002 Tavares Jurineack, NT
- 2003 Lee Roy Selmon, DT
- 2004 Clenton Crossley, RB
- 2005 Jason Allen, LB
- 2006 Marc Dile, OT
- 2007 Brouce Mompremier, LB
- 2008 Brouce Mompremier, LB
- 2009 George Selvie, DE
- 2013 Bobby Eveld, QB
- 2014 Deonte Welch, WR
- 2015 Eric Lee, DE
- 2016 A.J. Legree, WR

## OUTSTANDING DEFENSIVE FRONT SEVEN

- 1997 Demetrius Woods, LB
- 1998 Vassay Marc, LB
- 1999 Shawn Hay, DE
- 2000 Kawika Mitchell, LB
- 2001 Chris Daley, DE
- 2002 Greg Walls, DT
- 2003 Maurice Jones, LB
- 2004 Lee Roy Selmon, DT
- 2005 Tim Jones, DT/Ben Moffitt, LB
- 2006 Ben Moffitt, LB
- 2007 Ben Moffitt, LB
- 2008 George Selvie, DE
- 2009 George Selvie, DE

**renamed the Outstanding Defensive Lineman**

- 2016 Bruce Hector

## DEFENSIVE MVP

- 1997 Anthony Henry, FS
- 1998 Jason Butler, LB
- 1999 Brian Wilson, LB
- 2000 Anthony Henry, DB
- 2001 Anthony Williams, DB
- 2002 Kawika Mitchell, LB
- 2003 J.R. Reed, DB
- 2004 Stephen Nicholas, LB
- 2005 Terrence Royal, DE
- 2006 Stephen Nicholas, LB
- 2007 George Selvie, DE
- 2008 Tyrone McKenzie, LB
- 2009 Kion Wilson, LB
- 2013 Tevin Mims, DE
- 2014 Jamie Byrd, S
- 2015 Auggie Sanchez, LB
- 2016 Deadrin Senat, DT

## OFFENSIVE MVP

- 1997 Chad Barnhardt, QB
- 1998 Otis Dixon, FB
- 1999 Dyrall McMillan, RB
- 2000 Marquel Blackwell, QB
- 2001 Marquel Blackwell, QB
- 2002 Marquel Blackwell, QB
- 2003 Brian Fisher, WR/OB
- 2004 Andre Hall, RB
- 2005 Andre Hall, RB
- 2006 Matt Grothe, QB
- 2007 Matt Grothe, QB
- 2008 Jessie Hester, WR
- 2009 B.J. Daniels, QB
- 2013 Andre Davis, WR
- 2014 Marlon Mack, RB
- 2015 Marlon Mack, RB & D'Ernest Johnson, RB/KR
- 2016 Marlon Mack, RB

## JOHN AND CYNTHIA RUZIC TEAM MVP

- 2013 DeDe Lattimore, LB
- 2014 Andre Davis, WR
- 2015 Quinton Flowers, QB
- 2016 Quinton Flowers, QB

OUTLOOK

PLAYERS

COACHES

REVIEW

RECORDS

HISTORY

USF

MEDIA

# ANNUAL TEAM AWARDS

## FRANK MORSANI LEADERSHIP AWARD

- 2013 Mike White, QB; Reshard Cliett, LB
- 2014 Auggie Sanchez, LB; Brynjar Gudmundsson, OL
- 2015 Deatrick Nichols, CB
- 2016 Bruce Hector, DT; Marquez Valdes-Scantling, WR

## OUTSTANDING OFFENSIVE LINE

- 1997 Ivan Alicot, OC/OT
- 1998 Ivan Alicot, OT
- 1999 Joey Sipp, OC
- 2000 n/a
- 2001 Jimmy Fitts, OG/OC
- 2002 Derrick Sarosi, OT
- 2003 Alex Herron, OC
- 2004 Levi Newton, OT
- 2005 John Miller, OC
- 2006 Nick Capogna, OC
- 2007 Jake Griffin, OC
- 2008 Marc Dile, OL
- 2009 Sampson Genus, OL

**renamed Offensive Lineman Award**

- 2013 Brynjar Gudmundsson, G
- 2016 Cameron Ruff, C

## OUTSTANDING SPECIAL TEAMS PLAYER

- 1997 Jay Mize, DB
- 1998 Jermaine Clemons, RB/KR
- 1999 Tony Umholtz, P
- 2000 Bill Gramatica, PK
- 2001 Kevin Verpaele, DB
- 2002 DeAndrew Rubin, KR/PR
- 2003 Javan Camon, DB
- 2004 Justin Daniel, LS
- 2005 Trae Williams, DB/KR
- 2006 Ean Randolph, KR
- 2007 Delbert Alvarado, K
- 2008 Maikon Bonani, K
- 2009 Eric Schwartz, K; Mike Walsh, LS

**renamed Special Teams MVP**

- 2013 Marvin Kloss, K
- 2014 Mattias Ciabatti, P
- 2015 Daniel Awoleke
- 2016 D'Ernest Johnson, PR

## "I GOT YOUR SIX" AWARD

**For the individual who most contributes to the program's success from outside the team**

- 2013 Jack Hypes and Mike Cendan, FL State Troopers
- 2014 Jeff Fishman, Iron Bull
- 2015 Dr. Kevin Sneed, Dean of College of Pharmacy
- 2016 Bob Donaldson, Iron Bull

## DISCONTINUED AWARDS

### FIRST TEAM

**In recognition of the player who exemplifies leadership and accountability both on and off the field.**

- 2000 Therrimann Edwards, DL
- 2001 Bernard Brown, DB
- 2002 Chris Iskra, WR/John Miller, DB
- 2003 Kevin Verpaele, DB
- 2004 Alex Herron, OC
- 2005 Derek Carter, TE
- 2006 Patrick St. Louis, LB
- 2007 Tyrone McKenzie, LB
- 2008 Ben Williams, RB
- 2009 Nate Allen, CB

### STRENGTH & CONDITIONING OVER-ACHIEVER

- 1998 Richard Guerrero, TE
- 1999 Courtney Davenport, RB
- 2000 Howard Campbell, DL
- 2001 Kenny Huebner, DL
- 2002 Drametrice Smith, DB
- 2003 Sam Miller, DB
- 2004 Matt Huners, OL
- 2005 George Selvie, DE
- 2006 Brandon Peguese, LB
- 2007 Mike McGowan, OG
- 2008 Mark Popek, OL
- 2009 Julius Forte, DE

### JIM AND LAURIE RAGSDALE OFFENSIVE AWARDS

- 2010  
 Scout Team Award: Armando Sanchez, LB  
 Crunch Award: Moise Plancher, RB  
 Effort Award: Demetris Murray, RB  
 Iron Bull Award: Dontavia Bogan, WR

- 2011  
 Scout Team Award: Todd Chandler, DT  
 Crunch Award: Evan Landi, TE  
 Effort Award: Demetris Murray, RB  
 Iron Bull Award: B.J. Daniels, QB

### DEFENSIVE AWARDS

- 2010  
 Scout Team Award: Austin Reiter, C  
 Crunch Award: Jon Lejiste, DB  
 Effort Award: JaQuez Jenkins, DB  
 Iron Bull Award: Jacquian Williams, LB

- 2011  
 Scout Team Award: Brynjar Gudmundsson, OL  
 Crunch Award: Mark Joyce, S  
 Effort Award: Keith McCaskill, DT  
 Iron Bull Award: Cory Grissom, DT/DeDe Lattimore, LB

### SPECIAL TEAMS AWARDS

- 2010  
 Scout Team Award: Reshard Cliett, LB  
 Crunch Award: Andreas Shields, TE  
 Effort Award: Richard Kelly, FB  
 Iron Bull Award: Armando Sanchez, LB

- 2011  
 Scout Team Award: Antoine Pozniak, LB  
 Crunch Award: Mike Jeune, LB  
 Effort Award, Armando Sanchez, LB  
 Iron Bull Award: Mark Joyce, S

### OFFENSIVE PLAYMAKER OF THE YEAR

- 1998 Clif Dell, WR
- 1999 Marquel Blackwell, QB
- 2000 Rafael Williams, RB
- 2001 Hugh Smith, WR
- 2002 Hugh Smith, WR
- 2003 Elgin Hicks, WR/Huey Whittaker, WR
- 2004 Andre Hall, RB
- 2005 Andre Hall, RB
- 2006 Taurus Johnson, WR
- 2007 Matt Grothe, QB
- 2008 Matt Grothe, QB
- 2009 B.J. Daniels, QB

### DEFENSIVE PLAYMAKER OF THE YEAR

- 1998 Bernard Brown, DB
- 1999 Roy Manns, DB
- 2000 Roy Manns, DB
- 2001 J.R. Reed, DB
- 2002 J.R. Reed, DB
- 2003 J.R. Reed, DB
- 2004 Stephen Nicholas, LB
- 2005 Stephen Nicholas, LB
- 2006 Trae Williams, DB
- 2007 Trae Williams, DB/Mike Jenkins, DB
- 2008 Carlton Williams, SS
- 2009 Kion Wilson, LB

### COACHES AWARD

- 2007 Matt Huners, OG
- 2008 Matt Huners, OG
- 2009 Matt Grothe, QB

OUTLOOK

PLAYERS

COACHES

REVIEW

RECORDS

HISTORY

USF

MEDIA



# BULLS IN THE NFL

## ALL-TIME BULLS IN THE DRAFT (By Year)

YEAR	PLAYER	POS	ROUND (Pick)	TEAM
2017 (3)	Marlon Mack.....	RB.....	4th (143).....	Indianapolis Colts
	Rodney Adams.....	WR.....	5th (170).....	Minnesota Vikings
	Kofi Amichia.....	OL.....	6th (212).....	Green Bay Packers
2015 (2)	Reshard Cliett.....	LB.....	6th (211).....	Houston Texans
	Austin Reiter.....	C.....	7th (222).....	Washington Redskins
2014 (1)	Aaron Lynch.....	DL.....	5th (150).....	San Francisco
2013 (3)	Kayvon Webster.....	DB.....	3rd (90).....	Denver Broncos
	Sam Barrington.....	LB.....	7th (232).....	Green Bay Packers
	B.J. Daniels.....	QB.....	7th (237).....	San Francisco 49ers
2011 (3)	Terrell McClain.....	DT.....	3rd (65).....	Carolina Panthers
	Mistral Raymond.....	DB.....	6th (170).....	Minnesota Vikings
	Jacquian Williams.....	LB.....	6th (202).....	New York Giants
2010 (5)	Jason Pierre-Paul.....	DE.....	1st (15).....	New York Giants
	Nate Allen.....	S.....	2nd (37).....	Philadelphia Eagles
	Jerome Murphy.....	DB.....	3rd (65).....	St. Louis Rams
	Carlton Mitchell.....	WR.....	6th (177).....	Cleveland Browns
	George Selvie.....	DE.....	7th (226).....	St. Louis Rams
2009 (1)	Tyrone McKenzie.....	LB.....	3rd (97).....	New England Patriots
2008 (2)	Mike Jenkins.....	DB.....	1st (25).....	Dallas Cowboys
	Trae Williams.....	DB.....	5th (159).....	Philadelphia Eagles
2007 (1)	Stephen Nicholas.....	LB.....	4th (109).....	Atlanta Falcons
2004 (1)	J.R. Reed.....	DB.....	4th (129).....	Philadelphia Eagles
2003 (3)	Kawika Mitchell.....	LB.....	2nd (47).....	Kansas City Chiefs
	Shurron Pierson.....	DE.....	4th (129).....	Oakland Raiders
	DeAndrew Rubin.....	WR.....	7th (253).....	Green Bay Packers
2001 (3)	Kenyatta Jones.....	OL.....	4th (96).....	New England Patriots
	Anthony Henry.....	DB.....	4th (97).....	Cleveland Browns
	Bill Gramatica.....	PK.....	4th (98).....	Arizona Cardinals

**TOTAL DRAFT PICKS: 28**

## ALL-TIME BULLS IN THE DRAFT (By Round)

YEAR	PLAYER	POS	ROUND (Pick)	TEAM
1st (15)	Jason Pierre-Paul.....	DE.....	2010.....	New York Giants
1st (25)	Mike Jenkins.....	DB.....	2008.....	Dallas Cowboys
2nd (37)	Nate Allen.....	S.....	2010.....	Philadelphia Eagles
2nd (47)	Kawika Mitchell.....	LB.....	2003.....	Kansas City Chiefs
3rd (65)	Terrell McClain.....	DT.....	2011.....	Carolina Panthers
3rd (65)	Jerome Murphy.....	DB.....	2010.....	St. Louis Rams
3rd (90)	Kayvon Webster.....	DB.....	2013.....	Denver Broncos
3rd (97)	Tyrone McKenzie.....	LB.....	2009.....	New England Patriots
4th (96)	Kenyatta Jones.....	OL.....	2001.....	New England Patriots
4th (97)	Anthony Henry.....	DB.....	2001.....	Cleveland Browns
4th (98)	Bill Gramatica.....	PK.....	2001.....	Arizona Cardinals
4th (109)	Stephen Nicholas.....	LB.....	2007.....	Atlanta Falcons
4th (129)	J.R. Reed.....	DB.....	2004.....	Philadelphia Eagles
4th (129)	Shurron Pierson.....	DE.....	2003.....	Oakland Raiders
4th (143)	Marlon Mack.....	RB.....	2017.....	Indianapolis Colts
5th (150)	Aaron Lynch.....	DL.....	2013.....	San Francisco 49ers
5th (159)	Trae Williams.....	DB.....	2008.....	Philadelphia Eagles
5th (170)	Rodney Adams.....	WR.....	2017.....	Minnesota Vikings
6th (170)	Mistral Raymond.....	DB.....	2011.....	Minnesota Vikings
6th (177)	Carlton Mitchell.....	WR.....	2010.....	Cleveland Browns
6th (202)	Jacquian Williams.....	LB.....	2011.....	New York Giants
6th (211)	Reshard Cliett.....	LB.....	2014.....	Houston Texans
6th (212)	Kofi Amichia.....	OL.....	2017.....	Green Bay Packers
7th (222)	Austin Reiter.....	C.....	2014.....	Washington Redskins
7th (226)	George Selvie.....	DE.....	2010.....	St. Louis Rams
7th (232)	Sam Barrington.....	LB.....	2013.....	Green Bay Packers
7th (237)	B.J. Daniels.....	QB.....	2013.....	San Francisco 49ers
7th (253)	DeAndrew Rubin.....	WR.....	2003.....	Green Bay Packers



2012 Super Bowl champion and two-time Pro Bowl selection, Jason Pierre-Paul.

## BULLS IN THE SUPER BOWL

YEAR PLAYED	PLAYER	POS	TEAM	SCORE
2016 XLX	Kayvon Webster.....	DB.....	Denver Broncos.....	W, 24-10
2015 XLIX	B.J. Daniels*.....	QB.....	Seattle Seahawks.....	L, 28-24
2014 XLVIII	Kayvon Webster.....	DB.....	Denver Broncos.....	L, 43-8
2014 XLVIII	B.J. Daniels*.....	QB.....	Seattle Seahawks.....	W, 43-8
2012 XLVI	Jason Pierre-Paul.....	DE.....	New York Giants.....	W, 21-17
2012 XLVI	Jacquian Williams.....	LB.....	New York Giants.....	W, 21-17
2011 XLV	Sampson Genus*.....	C.....	Green Bay Packers.....	W, 31-25
2008 XLII	Kawika Mitchell.....	LB.....	New York Giants.....	W, 17-14
2005 XXXIX	J.R. Reed.....	DB.....	Philadelphia Eagles.....	L, 24-21
2003 XXXVII	Ryan Benjamin.....	LS.....	Tampa Bay Buccaneers... W, 48-21	
2002 XXXVI	Kenyatta Jones.....	OL.....	New England Patriots..... W, 20-17	
2002 XXXVI	Scott McCreehy*.....	WR.....	New England Patriots..... W, 20-17	

\* practice squad

## BULLS IN THE PRO BOWL

YEAR	PLAYER	POS	TEAM
2013	Jason Pierre-Paul.....	DE.....	New York Giants
2012	Jason Pierre-Paul.....	DE.....	New York Giants
2010	Mike Jenkins.....	DB.....	Dallas Cowboys

## BULLS IN THE NFL

Updated as of July 6, 2017 **BOLD** on active NFL roster

PLAYER	TEAM	YEAR
Rodney Adams.....	Minnesota Vikings.....	2017 (5th)
Nate Allen.....	Philadelphia Eagles.....	2010-14 (2nd)
	Oakland Raiders.....	2015-16 (FA)
	Miami Dolphins.....	2017 (FA)
Delbert Alvarado.....	Dallas Cowboys.....	2010 (FA)
Kofi Amichia.....	Green Bay.....	2017 (6th)
George Baker.....	Tennessee Titans.....	2013 (FA)
Sam Barrington.....	Green Bay Packers.....	2013-15 (7th)
	Kansas City/New Orleans.....	2016 (FA)
	Buffalo.....	2017 (FA)
Ryan Benjamin.....	Tampa Bay Buccaneers.....	2001 (FA)
	Chicago Bears.....	2002 (FA)
	Tampa Bay Buccaneers.....	2003-04 (FA)
Marquel Blackwell.....	New York Jets.....	2003 (FA)
Dontavia Bogan.....	San Francisco 49ers.....	2011 (FA)
Maikon Bonani.....	Tennessee Titans.....	2013-14 (FA)
Jarriett Buie.....	Tampa Bay Buccaneers.....	2009 (FA)
Jeremy Burnett.....	Minnesota Vikings.....	2007 (FA)
Richard Clebert.....	New Orleans Saints.....	2009 (OTA)
	Tampa Bay Buccaneers.....	2013 (FA)

2017 USF FOOTBALL

OUTLOOK

PLAYERS

COACHES

REVIEW

RECORDS

HISTORY

USF

MEDIA

BULLS IN THE NFL

Reshard Cliett	Houston Texans	2015-16 (6th)	Carlton Mitchell	Cleveland Browns	2010-11 (6th)
	Kansas City Chiefs	2017 (FA)		Jacksonville Jaguars	2012 (FA)
B.J. Daniels	San Francisco 49ers	2013 (7th)		Dallas Cowboys	2013 (FA)
	Seattle Seahawks	2014-15 (FA)		Tampa Bay Buccaneers	2013 (FA)
	Houston Texans/Chicago Bears	2016 (FA)		Atlanta Falcons	2015 (FA)
	Atlanta Falcons	2017 (FA)	Kawika Mitchell	Kansas City Chiefs	2003-06 (2nd)
Andre Davis	Buffalo Bills	2015 (FA)		New York Giants	2007 (FA)
	Tampa Bay Buccaneers	2016 (FA)		Buffalo Bills	2008-09 (FA)
Claude Davis	New York Jets	2013 (FA)		New Orleans Saints	2010 (FA)
Frank Davis	Detroit Lions	2006-07 (FA)	Ben Moffitt	Houston Texans	2008 (FA)
	Cincinnati Bengals	2008 (FA)	Jerome Murphy	St. Louis Rams	2010-12 (3rd)
Glenn Davis	New York Jets	2001 (FA)		New Orleans Saints	2012 (FA)
Marc Dile	Tampa Bay Buccaneers	2009-11 (FA)		Detroit Lions	2012 (FA)
Quinterrius Eatmon	Oakland Raiders	2015 (FA)		Washington Redskins	2012-13 (FA)
Danou Estenor	Indianapolis Colts	2013 (FA)		Denver Broncos	2014 (FA)
Jimmy Fitts	New York Giants	2002 (FA)	Levi Newton	Detroit Lions	2005-06 (FA)
Louis Gachette	Green Bay Packers	2009 (OTA)	Stephen Nicholas	Atlanta Falcons	2007-13 (4th)
Sampson Genus	Green Bay Packers	2011 (FA)	Jason Pierre-Paul	New York Giants	2010-17 (4th)
Bill Gramatica	Arizona Cardinals	2001-03 (4th)	Shurron Pierson	Oakland Raiders	2003 (4th)
	New York Giants	2004 (FA)		Chicago Bears	2004-05 (FA)
DeJuan Green	Oakland Raiders	2004, '06 (FA)	Mark Popek	New York Jets	2013 (FA)
Cory Grissom	New England Patriots	2013 (FA)	Ean Randolph	Kansas City Chiefs	2007 (FA)
	Miami Dolphins	2014	Mistral Raymond	Minnesota Vikings	2011-13 (6th)
Andre Hall	Tampa Bay Buccaneers	2006 (FA)	J.R. Reed	Philadelphia Eagles	2004-06 (4th)
	Chicago Bears	2006 (FA)		St. Louis Rams	2006 (FA)
	Denver Broncos	2006-08 (FA)		Atlanta Falcons	2006 (FA)
	New York Giants	2009 (FA)		Philadelphia Eagles	2007-08 (FA)
Nigel Harris	Los Angeles Chargers	2017 (FA)	Austin Reiter	Washington Redskins	2015-16 (7th)
Shawn Hay	San Francisco 49ers	2001 (FA)		Cleveland Browns	2017 (FA)
Anthony Henry	Cleveland Browns	2001-04 (4th)	DeAndrew Rubin	Green Bay Packers	2003 (7th)
	Dallas Cowboys	2005-08 (FA)		Tampa Bay Buccaneers	2005 (FA)
	Detroit Lions	2008-09 (Trade)	Ryan Schmidt	Tennessee Titans	2009 (FA)
Elgin Hicks	Indianapolis Colts	2004 (FA)	George Selvie	St. Louis Rams	2010-11 (7th)
Cedric Hill	Tampa Bay Buccaneers	2009 (OTA)		Carolina Panthers	2011 (FA)
Matt Huner	San Francisco 49ers	2009 (FA)		Jacksonville Jaguars	2011-12 (FA)
Amarri Jackson	Tampa Bay Buccaneers	2008 (FA)		Tampa Bay Buccaneers	2013 (FA)
	Tampa Bay Buccaneers	2009 (FA)		Dallas Cowboys	2013-14 (FA)
Mike Jenkins	Dallas Cowboys	2008-12 (1st)		New York Giants	2015 (FA)
	Oakland Raiders	2013 (FA)	Hugh Smith	Baltimore Ravens	2003 (FA)
	Tampa Bay Buccaneers	2014-15 (FA)		Cleveland Browns	2004 (FA)
	Arizona Cardinals	2016-17 (FA)	Maurice Tucker	Cincinnati Bengals	2003 (FA)
Taurus Johnson	Kansas City Chiefs	2009 (FA)		New Orleans Saints	2003 (FA)
	Miami Dolphins	2010 (FA)	Tony Umholtz	Tennessee Titans	2000 (FA)
	Washington Redskins	2010 (FA)		New York Giants	2001 (FA)
Kenyatta Jones	New England Patriots	2001-03 (4th)		New England Patriots	2002 (FA)
	Washington Redskins	2003-04 (FA)	Jeremiah Warren	New England Patriots	2012 (FA)
Maurice Jones	Green Bay Packers	2004 (FA)		Arizona Cardinals	2013 (FA)
Craig Kobel	Philadelphia Eagles	2007 (FA)		New Orleans Saints	2013 (FA)
	New York Jets	2009 (FA)		Tampa Bay Buccaneers	2015 (FA)
Evan Landi	Tampa Bay Buccaneers	2013 (FA)	Kayvon Webster	Denver Broncos	2013-16 (3rd)
DeDe Lattimore	Chicago Bears	2014-15 (FA)		Los Angeles Ram	2017 (FA)
Eric Lee	Houston Texans	2016-17 (FA)	Huey Whittaker	Pittsburgh Steelers	2004 (FA)
Aaron Lynch	San Francisco 49ers	2014-17 (5th)		Tampa Bay Buccaneers	2005 (FA)
Marlon Mack	Indianapolis	2017 (4th)		Jacksonville Jaguars	2005 (FA)
Craig Marshall	New York Giants	2012 (FA)		New York Jets	2009 (FA)
Terrell McClain	Carolina Panthers	2011-12 (3rd)	Anthony Williams	Indianapolis Colts	2002 (FA)
	New England Patriots	2012 (FA)	Darrell Williams	St. Louis/Los Angeles Rams	2015-17 (FA)
	Houston Texans	2012-13 (FA)	Jacquian Williams	New York Giants	2011-14 (6th)
	Dallas Cowboys	2014-16 (FA)	LaFann Williams	Washington Redskins	2000 (FA)
	Washington Redskins	2017 (FA)	Trae Williams	Jacksonville Jaguars	2008 (5th)
Scott McCready	New England Patriots	2001 (FA)		Philadelphia Eagles	2008 (FA)
	Carolina Panthers	2004 (FA)		Pittsburgh Steelers	2009 (FA)
Mike McFarland	Houston Texans	2015 (FA)	Kion Wilson	San Diego Chargers	2010 (FA)
	Indianapolis Colts	2016 (FA)		Carolina Panthers	2011 (FA)
Tyrone McKenzie	New England Patriots	2009 (3rd)		Pittsburgh Steelers	2013 (FA)
	Tampa Bay Buccaneers	2010 (FA)		San Francisco 49ers	2014 (FA)
	Minnesota Vikings	2011-12 (FA)			
Dyral McMillan	San Francisco 49ers	2000 (FA)			
Tevin Mims	Miami Dolphins	2014 (FA)			



ANNUAL STAT LEADERS

RUSHING YARDS

YEAR	NAME	ATT	YDS	AVG	TD
1997	Rafael Williams	139	729	5.2	7
1998	Rafael Williams	98	586	6.0	6
1999	Dyral McMillan	181	1,017	5.6	9
2000	Rafael Williams	167	704	4.2	4
2001	Clenton Crossley	88	380	4.3	7
2002	Clenton Crossley	92	415	4.5	3
2003	DeJuan Green	113	490	4.3	5
2004	Andre Hall	210	1,357	6.5	11
2005	Andre Hall	270	1,374	5.1	13
2006	Matt Grothe	178	622	3.5	9
2007	Matt Grothe	198	872	4.4	10
2008	Matt Grothe	146	591	4.0	4
2009	B.J. Daniels	175	772	4.4	9
2010	Mo Plancher	176	793	4.5	5
2011	Darrell Scott	153	814	5.3	5
2012	Demetris Murray	170	665	3.9	6
2013	Marcus Shaw	156	765	4.9	3
2014	Marlon Mack	202	1,041	5.2	9
2015	Marlon Mack	210	1,381	6.6	8
2016	Quinton Flowers	198	1,530	7.7	18

PASSING YARDS

YEAR	NAME	ATT	CMP	INT	YDS	TD
1997	Chad Barnhardt	326	186	7	2,362	10
1998	Chad Barnhardt	193	114	9	1,776	17
1999	Marquel Blackwell	262	136	10	1,620	16
2000	Marquel Blackwell	296	171	4	2,016	13
2001	Marquel Blackwell	456	258	11	2,882	20
2002	Marquel Blackwell	403	230	3	2,590	18
2003	Ronnie Banks	261	127	8	1,448	8
2004	Pat Julmiste	247	118	8	1,570	7
2005	Pat Julmiste	252	124	11	1,489	6
2006	Matt Grothe	317	202	14	2,576	15
2007	Matt Grothe	392	232	14	2,670	14
2008	Matt Grothe	380	240	14	2,911	18
2009	B.J. Daniels	227	122	9	1,983	14
2010	B.J. Daniels	245	143	13	1,685	11
2011	B.J. Daniels	365	215	7	2,585	13
2012	B.J. Daniels	290	165	10	2,075	14
2013	Mike White	175	93	9	1,083	3
2014	Mike White	242	122	7	1,639	8
2015	Quinton Flowers	276	163	8	2,296	22
2016	Quinton Flowers	331	207	7	2,812	24

RECEIVING YARDS

YEAR	NAME	NO	YDS	AVG	TD
1997	Trevor Hypolite (rec)	34	390	11.5	1
	Clif Dell (yds)	31	466	15.0	2
1998	RJ Anderson	25	418	16.7	6
1999	RJ Anderson	36	427	11.9	4
2000	Scott McCready	37	517	14.0	6
2001	Huey Whittaker	52	548	10.5	2
2002	Hugh Smith	62	661	10.7	5
2003	Huey Whittaker	39	516	13.2	2
2004	Johnny Peyton	22	469	21.3	2
2005	Andre Hall	26	321	12.3	2
2006	Ean Randolph	49	506	10.3	4
2007	Carlton Mitchell	37	537	14.5	4
2008	Jessie Hester	54	579	10.7	3
2009	Carlton Mitchell	40	706	17.6	4
2010	Dontavia Bogan	47	685	14.6	6
2011	Sterling Griffin	43	530	12.3	3
2012	Andre Davis	46	534	11.6	6
2013	Andre Davis	49	735	15.0	2
2014	Andre Davis	36	594	16.5	7
2015	Rodney Adams	45	822	18.3	9
2016	Rodney Adams	67	822	12.3	5

TOTAL OFFENSE

YEAR	NAME	PLAYS	YDS	AVG/GM
1997	Chad Barnhardt	361	2,275	206.8
1998	Chad Barnhardt	234	1,721	172.1
1999	Marquel Blackwell	355	1,746	158.7
2000	Marquel Blackwell	424	2,582	234.7
2001	Marquel Blackwell	548	3,123	283.9
2002	Marquel Blackwell	492	2,892	262.9
2003	Ronnie Banks	302	1,385	153.9
2004	Pat Julmiste	343	1,763	160.3
2005	Pat Julmiste	378	1,825	152.1
2006	Matt Grothe	495	3,198	246.0
2007	Matt Grothe	590	3,542	272.5
2008	Matt Grothe	526	3,502	269.4
2009	B.J. Daniels	402	2,755	211.9
2010	B.J. Daniels	357	1,944	162.0
2011	B.J. Daniels	497	3,186	289.6
2012	B.J. Daniels	394	2,509	278.8
2013	Mike White	189	1,040	173.3
2014	Mike White	271	1,639	141.3
2015	Quinton Flowers	467	3,287	252.8
2016	Quinton Flowers	529	4,337	333.6

ALL-PURPOSE YARDS

YEAR	NAME	PLAYS	YDS
1997	Jermaine Clemons	151	1,319
1998	LaFann Williams	114	854
1999	Dyral McMillan	188	1,093
2000	Rafael Williams	198	974
2001	DeAndrew Rubin	68	1,103
2002	DeAndrew Rubin	62	1,191
2003	Brian Fisher	119	936
2004	Andre Hall	244	1,838
2005	Andre Hall	296	1,695
2006	Ean Randolph	85	1,002
2007	Matt Grothe	198	872
2008	Dontavia Bogan	57	770
2009	Dontavia Bogan	60	1,076
2010	Lindsey Lamar	71	1,101
2011	Lindsey Lamar	68	1,124
2012	Demetris Murray	190	799
2013	Marcus Shaw	172	921
2014	Marlon Mack	223	1,201
2015	Marlon Mack	236	1,492
2016	Rodney Adams	112	1,592

COMBINED RUSHING / RECEIVING

YEAR	NAME	PLAYS	YDS	TD
1997	Rafael Williams	160	1,964	8
1998	Rafael Williams	107	1,675	6
1999	Dyral McMillan	188	1,093	10
2000	Rafael Williams	198	1,974	4
2001	Clenton Crossley	107	1,558	9
2002	Hugh Smith	73	1,690	7
2003	DeJuan Green	122	1,600	5
2004	Andre Hall	228	1,506	12
2005	Andre Hall	296	1,695	15
2006	Ean Randolph	56	557	5
2007	Mike Ford	163	884	12
2008	Matt Grothe	147	606	4
2009	B.J. Daniels	175	772	9
2010	Mo Plancher	191	892	5
2011	Darrell Scott	168	983	6
2012	Demetris Murray	190	799	6
2013	Marcus Shaw	170	880	3
2014	Marlon Mack	223	1,201	9
2015	Marlon Mack	236	1,492	9
2016	Quinton Flowers	199	1,527	18

PUNT RETURNS

YEAR	NAME	No.	YDS	AVG	TD
1997	Charlie Jackson	34	368	10.8	0
1998	Charlie Jackson	38	381	10.0	0
1999	Charlie Jackson	27	177	6.6	0
2000	DeAndrew Rubin	9	211	23.4	1
2001	DeAndrew Rubin	8	165	20.6	1
2002	DeAndrew Rubin	29	432	14.9	2
2003	Brian Fisher	47	424	9.0	0
2004	Travis Lipp	11	89	8.1	0
2005	Jackie Chamber	32	370	11.6	0
2006	Ean Randolph	25	370	14.8	1
2007	Marcus Edwards	31	231	7.5	0
2008	Marcus Edwards	34	262	7.7	0
2009	Faron Hornes	16	80	5.0	0
2010	Terrence Mitchell	21	232	11.0	0
2011	Victor Marc	13	93	7.2	0
2012	Terrence Mitchell	8	80	10.0	0
2013	Kenneth Chamber	9	64	7.1	0
2014	Hassan Childs	9	62	6.9	0
2015	Tajee Fullwood	19	198	10.4	0
2016	D'Ernest Johnson	18	213	11.8	1

KICK RETURNS

YEAR	NAME	No.	YDS	AVG	TD
1997	Charlie Jackson	18	410	22.8	1
1998	Jermaine Clemons	10	229	22.9	0
1999	DeAndrew Rubin	23	578	25.1	0
2000	DeAndrew Rubin	14	389	27.8	0
2001	Hugh Smith	10	292	29.2	0
2002	DeAndrew Rubin	15	402	26.8	1
2003	J.R. Reed	18	570	31.7	1
2004	Andre Hall	16	332	20.8	0
2005	Chad Simpson	16	404	25.2	1
2006	Taurus Johnson	14	316	22.6	0
2007	Jerome Murphy	23	560	24.3	0
2008	Dontavia Bogan	29	770	26.6	0
2009	Dontavia Bogan	36	770	21.4	0
2010	Lindsey Lamar	34	903	26.6	2
2011	Lindsey Lamar	40	817	20.4	0
2012	Marcus Shaw	10	245	24.5	0
2013	Chris Dunkley	18	406	22.6	0
2014	Chris Dunkley	23	553	24.0	0
2015	D'Ernest Johnson	21	563	26.8	0
2016	Rodney Adams	22	534	24.3	0

TOTAL RETURNS

YEAR	NAME	No.	YDS	AVG	TD
1997	Charlie Jackson	52	778	15.0	1
1998	Charlie Jackson	45	484	10.8	0
1999	Charlie Jackson	30	305	10.2	0
2000	DeAndrew Rubin	23	600	26.1	1
2001	DeAndrew Rubin	34	571	16.8	1
2002	DeAndrew Rubin	44	834	19.0	3
2003	Brian Fisher	54	576	10.7	0
2004	Andre Hall	16	332	20.8	0
2005	Jackie Chamber	45	611	13.6	0
2006	Ean Randolph	29	445	15.3	1
2007	Jerome Murphy	27	577	21.4	0
2008	Marcus Edwards	34	262	7.7	0
2009	Dontavia Bogan	36	770	21.4	0
2010	Lindsey Lamar	34	903	26.6	2
2011	Lindsey Lamar	40	817	20.4	0
2012	Marcus Shaw	10	245	24.5	0
2013	Chris Dunkley	22	503	22.9	1
2014	Chris Dunkley	31	621	20.0	0
2015	D'Ernest Johnson	22	588	26.7	0
2016	Rodney Adams	22	534	24.3	0

# ANNUAL STAT LEADERS

## PUNTING

YEAR	NAME	No.	YDS	AVG
1997	Tony Umholtz	48	1,758	36.6
1998	Tony Umholtz	39	1,564	40.1
1999	Tony Umholtz	74	3,062	41.4
2000	Devin Sanderson	47	1,933	41.1
2001	Devin Sanderson	58	2,294	39.6
2002	Devin Sanderson	66	2,768	41.9
2003	Brandon Baker	74	3,002	40.6
2004	Brandon Baker	57	2,380	41.8
2005	Brandon Baker	65	2,630	40.5
2006	Justin Teachey	45	1,718	38.2
2007	Delbert Alvarado	58	2,414	41.6
2008	Delbert Alvarado	48	1,905	39.7
2009	Delbert Alvarado	58	2,352	40.6
2010	Justin Brockhaus-Kann64	2,406	37.0	
2011	Justin Brockhaus-Kann62	2,253	36.3	
2012	Justin Brockhaus-Kann54	2,192	40.6	
2013	Mattias Ciabatti	73	2,937	40.2
2014	Mattias Ciabatti	65	2,888	44.4
2015	Mattias Ciabatti	57	2,465	43.2
2016	Jonathan Hernandez	63	2,597	41.2

## TACKLES

YEAR	NAME	UT	AT	TOT
1997	Demetrius Woods	43	37	80
1998	Roy Manns	48	42	90
	Jason Butler	53	37	90
1999	Roy Manns	64	33	97
2000	Kawika Mitchell	54	23	77
2001	Kawika Mitchell	59	47	106
2002	Kawika Mitchell	72	45	117
2003	Maurice Jones	72	44	116
2004	Javan Camon	63	38	101
2005	Ben Moffitt	52	44	96
2006	Ben Moffitt	75	37	112
2007	Tyrone McKenzie	78	43	121
2008	Tyrone McKenzie	68	48	116
2009	Kion Wilson	41	64	105
2010	Jacquian Williams	46	25	71
2011	DeDe Lattimore	62	32	94
2012	Kayvon Webster	61	21	82
2013	DeDe Lattimore	59	39	98
2014	Jamie Byrd	71	24	95
2015	Auggie Sanchez	73	44	117
2016	Auggie Sanchez	67	53	120

## SACKS

YEAR	NAME	NO	YDS
1997	Shawn Hay	8	66
	Demetrius Woods	8	58
1998	Demetrius Woods	5	26
1999	Tchecoy Blount	6.5	53
2000	Herrmann Edwards	3.5	20
2001	Shurron Pierson	10	82
2002	Shurron Pierson	8	49
2003	Craig Kobel	6	38
2004	Craig Kobel	6	45
2005	Terrence Royal	10	72
2006	Stephen Nicholas	7.5	57
2007	George Selvie	14.5	87
2008	George Selvie	5.5	38
2009	Jason Pierre-Paul	6.5	29
2010	Craig Marshall	4.0	42
	Jon Lejiste	4.0	41
2011	DeDe Lattimore	7.0	44
2012	DeDe Lattimore	3.5	27
	Ryne Giddins	3.5	19
2013	DeDe Lattimore	2	24
2014	Reshard Cliett	6.0	43
2015	Byrd, Hector, Lee	5.0	-
2016	Hector & Sanchez	6.0	-

## INTERCEPTIONS

YEAR	NAME	NO	YDS	TD
1997	Roy Manns	5	86	2
1998	Bernard Brown	4	45	1
1999	Anthony Henry	3	27	1
2000	Anthony Henry	5	88	0
2001	J.R. Reed	5	48	0
2002	J.R. Reed	6	34	1
2003	J.R. Reed	7	45	0
2004	Sidney Simpson	2	34	1
2005	Six Players	2	—	—
2006	Trae Williams	7	8	0
2007	Trae Williams	6	164	3
2008	Carlton Williams	3	0	0
2009	Nate Allen & Jerom Murphy	4	-	0
2010	Jerell Young	3	17	0
2011	Jerell Young	2	0	0
2012	Jon Lejiste & Elkin Watson	1	-	0
2013	Hassan Childs	3	2	0
2014	Jamie Byrd & Johnny Ward	2	0	0
2015	Deatrick Nichols	4	71	1
2016	Deatrick Nichols	4	24	0

## FIELD GOALS

YEAR	NAME	MADE-ATT	LONG
1997	Steve Riggs	15-23	45
1998	Bill Gramatica	16-24	44
1999	Bill Gramatica	4-5	44
	Tony Umholtz	4-9	38
2000	Bill Gramatica	16-24	63
2001	Santiago Gramatica	3-11	33
2002	Santiago Gramatica	16-21	41
2003	Santiago Gramatica	12-20	45
2004	Santiago Gramatica	7-11	47
2005	Kyle Bronson	11-16	47
2006	Delbert Alvarado	5-9	56
2007	Delbert Alvarado	19-29	47
2008	Maikon Bonani	15-21	49
2009	Eric Schwartz	11-16	50
2010	Maikon Bonani	17-21	47
2011	Maikon Bonani	19-26	49
2012	Maikon Bonani	18-23	50
2013	Marvin Kloss	18-23	52
2014	Marvin Kloss	13-17	47
2015	Emilio Nadelman	15-23	49
2016	Emilio Nadelman	7-7	42

## SCORING

YEAR	NAME	TD	PAT	CV	FG	PTS
1997	Steve Riggs	0	31-34	0	15-23	76
1998	Bill Gramatica	0	46-47	0	16-24	94
1999	Dyral McMillan	10	0-0	0	0-0	60
2000	Bill Gramatica	0	29-30	0	16-24	77
2001	Marquel Blackwell	9	0-0	0	0-0	54
	Clenton Crossley	9	0-0	0	0-0	54
2002	Santiago Gramatica	0	35-40	0	16-21	83
2003	Santiago Gramatica	0	30-31	0	12-20	66
2004	Andre Hall	12	0-0	0	0-0	72
2005	Andre Hall	15	0-0	0	0-0	90
2006	Matt Grothe	9	0-0	0	0-0	54
2007	Delbert Alvarado	0	52-53	0	19-29	109
2008	Maikon Bonani	0	31-32	0	15-21	76
2009	Eric Schwartz	0	28-29	0	11-16	61
2010	Maikon Bonani	0	18-19	0	17-21	69
2011	Maikon Bonani	0	42-42	0	19-26	99
2012	Maikon Bonani	0	21-23	0	18-23	75
2013	Marvin Kloss	0	15-15	0	18-23	69
2014	Marvin Kloss	0	23-23	0	13-17	62
2015	Emilio Nadelman	0	53-54	0	15-23	98
2016	Quinton Flowers	18	0-0	0	-0-	108

# HEAD COACHES



## JIM LEAVITT

**Missouri, 1978**  
**1997-2009 ■ 152 games**  
**Overall: 95-57 (.625); Conf: 25-26**  
**5 Bowl Games (3-2)**

USF's first coach, Jim Leavitt was hired in 1996 to begin the USF program and served for a year before the program began play in 1997. He stands as the program's all-time leader in wins (95) and winning percentage (.625), having led the Bulls to 10 winning seasons and five-straight bowl games from 2005-09. Leavitt led USF into the FBS era in the 2000 season, after three years at the FCS level. He guided USF to its first bowl game in 2005 (Meineke Car Care Bowl) and its first bowl win in 2006 (Papajohns.com Bowl vs. ECU). He guided USF to three nine-win seasons (2002, 2006 & 2007), which stand as the most season wins in program history. His 2007 team upset No. 13 Auburn and No. 5 West Virginia on its way to a 6-0 start to begin the season and a program-best No. 2 national ranking in the AP poll in the seventh week of the season. Leavitt's teams downed eight FBS ranked opponents, including three in the top 10. His teams were ranked for 26 weeks, spending three of those in the top 10 in 2007. Leavitt coached 11 players to All-America recognition, four first-team selections, and had players earn 38 all-conference honors.



## SKIP HOLTZ

**Notre Dame, 1986**  
**2010-2012 ■ 37 games**  
**Overall: 16-21 (.432); Conf: 5-16**  
**1 Bowl Game: (1-0)**

Holtz took over the Bulls' program in 2010 and led USF to an 8-5 record and victory in the Meineke Car Care Bowl on Clemson in his first season. He led the Bulls for three seasons, including a 4-0 start to the 2011 campaign that included a season-opening victory at his alma mater and No. 16-ranked Notre Dame (23-20). USF was ranked for four weeks, reaching as high as No. 14 in the USA Today Coaches Poll. Notre Dame would be USF's lone victory over a ranked opponent in eight total meetings under Holtz. He coached players that earned 18 all-conference honors, including four first-team selections.



## WILLIE TAGGART

**Western Kentucky, 1998**  
**2013-16 ■ 49 games**  
**Overall: 24-25 (.489); Conf: 18-14**  
**1 Bowl Game: (0-1)**

The fifth-youngest coach in the FBS when he was hired at the age of 38 in 2013, the Bay Area native led USF into the American Athletic Conference and from 2-10 in his first campaign to 11-2 in his last of four. USF posted the top recruiting classes in the conference in his first two seasons. In his third, the Bulls went 8-5 and reached their first bowl game (Miami Beach Bowl) in five seasons behind his Gulf Coast Offense, which broke or tied 34 team and individual records. The Bulls bettered that in 2016 as quarterback Quinton Flowers earned AAC Offensive Player of the Year honors and USF ranked among the top 10 nationally in scoring and total offense producing 43.8 points and 511.5 yards per game. The Bulls went 7-1 in conference play and reached their second straight bowl game and the program's first Top 25 ranking since 2011. USF set nearly 40 team and individual records and a record 10 Bulls earned all-conference honors, including three-time first team honoree Marlon Mack, who became the program's all-time leading rusher (3,609). Taggart departed for the head coaching position at Oregon before USF defeated South Carolina in the Birmingham Bowl to finish 11-2 and ranked No. 19.



ALL-TIME SCORES

**Jim Leavitt**

(1997-2009) | 95-57

**1997 (5-6, H: 4-3 A: 1-3)**

Coach: Jim Leavitt Division: NCAA FCS - Independent  
 Captains: Ivan Alicot, Anthony Henry, Lance Hoeltke, Demetrius Woods

Sept. 6	Kentucky Wesleyan	H	W	80-3	49,212
Sept. 13	Citadel	A	L	7-10	12,154
Sept. 20	Drake	H	L	22-23	33,827
Sept. 27	#3 Western Kentucky	A	L	3-31	11,200
Oct. 4	Morehead State	H	W	33-17	30,050
Oct. 11	Elon	A	L	13-41	4,692
Oct. 18	Southern Illinois	H	L	10-23	34,432
Nov. 1	Charleston Southern	H	W	24-6	25,361
Nov. 8	Cumberland	A	W	44-0	1,001
Nov. 15	#8 Georgia Southern	H	L	23-24	30,470
Nov. 22	Davidson	H	W	48-3	27,919

RANKINGS: FCS

**1998 (8-3, H: 6-1 A:2-2)**

Coach: Jim Leavitt Division: NCAA FCS - Independent  
 Captains: Ivan Alicot, Chad Barnhardt, Anthony Henry

Sept. 5	Slippery Rock	H	W	39-10	21,553
Sept. 12	Valparaiso	H	W	51-0	21,467
Sept. 19	Liberty	A	W	24-21	11,689
Oct. 3	Citadel	H	W	45-6	32,598
Oct. 10	Elon	H	W	35-7	26,541
Oct. 17	Western Kentucky	H	L	24-31	30,083
Oct. 24	Hofstra	A	L	30-50	4,298
Oct. 31	Charleston Southern	A	W	24-0	884
Nov. 7	Cumberland	H	W	69-3	31,272
Nov. 14	Georgia Southern	A	L	23-28	14,161
Nov. 21	Morehead State	H	W	38-22	26,488

**1999 (7-4, H: 6-1 A: 1-3)**

Coach: Jim Leavitt Division: NCAA FCS - Independent  
 Captains: Jason Butler, Anthony Henry, Joey Sipp

Sept. 4	San Diego State	A	L	12-41	25,576
Sept. 11	SW Texas State	H	W	17-10	26,282
Sept. 18	Western Kentucky	A	W	21-6	7,500
Sept. 25	#3 Troy State	A	L	24-41	17,311
Oct. 2	Southern Illinois	H	W	21-14	25,029
Oct. 9	Liberty	H	W	28-0	25,112
Oct. 16	#6 Illinois State	H	W	14-13	22,054
Oct. 23	New Hampshire	H	W	42-41 (OT)	24,004
Oct. 30	#10 James Madison	A	L	3-13	15,000
Nov. 6	New Haven	H	W	41-27	27,307
Nov. 13	#6 Hofstra	H	L	23-42	25,583

RANKINGS: FCS

**2000 (7-4, H: 6-0 A: 1-4)**

Coach: Jim Leavitt Division: NCAA FBS Transition - Independent  
 Captains: Anthony Henry, Charlie Jackson, Roy Manns, Vassay Marc, Joey Sipp, Rafael Williams

Sept. 2	Jacksonville State	H	W	40-0	30,043
Sept. 9	Kentucky	A	L	9-27	63,821
Sept. 16	#13 James Madison	H	W	26-7	23,002
Sept. 23	Baylor	A	L	13-28	21,157
Sept. 30	#1 Troy State	H	W	20-10	25,786
Oct. 7	#17 Southern Miss	A	L	7-41	26,559
Oct. 21	Liberty	H	W	44-6	25,161
Oct. 28	Connecticut	A	W	21-13	16,585
Nov. 4	#6 Western Kentucky	H	W	30-24	31,104
Nov. 11	Middle Tennessee	A	L	9-45	12,147
Nov. 18	Austin Peay	H	W	59-0	23,390

RANKINGS: FCS & FBS

**2001 (8-3, H: 7-0 A: 1-3)**

Coach: Jim Leavitt Division: NCAA FBS - Independent  
 Captains: Jimmy Fitts, Joe Morgan, Derrick Rackard, Anthony Williams

Aug. 30	Northern Illinois	A	L	17-20	14,426
Sept. 8	Pittsburgh	A	W	35-26	39,542
Sept. 22	Memphis	A	L	9-17	26,488
Sept. 29	North Texas	H	W	28-10	25,156
Oct. 6	Utah	A	L	21-52	30,818
Oct. 13	Connecticut	H	W	40-21	26,802
Oct. 20	Southern Utah	H	W	42-12	26,624
Oct. 27	Liberty	H	W	68-37	21,056
Nov. 3	Houston	H	W	45-6	32,711
Nov. 10	Western Illinois	H	W	48-17	23,252
Nov. 24	Utah State	H	W	34-13	25,136

**2002 (9-2, H: 6-0 A: 3-2)**

Coach: Jim Leavitt Division: NCAA FBS - Independent  
 Captains: Marquel Blackwell, Chris Daley, Ryan Hearn, Kawika Mitchell

Aug. 29	Florida Atlantic	H	W	51-10	22,074
Sept. 7	Northern Illinois	H	W	37-6	23,559
Sept. 14	Arkansas	A	L	3-42	55,817
Sept. 28	#2 Oklahoma	A	L	14-31	74,432
Oct. 5	North Texas	A	W	24-17	15,512
Oct. 12	Southern Mississippi	H	W	16-13	28,181
Oct. 19	East Carolina	A	W	46-30	33,419
Nov. 2	Charleston Southern	H	W	56-6	23,144
Nov. 9	Memphis	H	W	31-28	32,770
Nov. 16	#25 Bowling Green	H	W	29-7	28,098
Nov. 23	Houston	A	W	32-14	12,856

\* At Little Rock, Ark.

**2003**

**(7-4, 5-3 Conference USA, H: 4-2 A: 3-2)**

Coach: Jim Leavitt Division: NCAA FBS  
 Captains: Chris Iskra, Maurice Jones, J.R. Reed, Kevin Verpaele, Huey Whittaker

Aug. 30	Alabama	A	L	17-40	76,780
Sept. 6	Nicholls State	H	W	27-17	26,460
Sept. 27	Army	A	W	28-0	30,509
Oct. 4	Louisville^	H	W	31-28 (2OT)	36,044
Oct. 10	#18 TCU^	H	L	10-13	33,368
Oct. 18	Charleston Southern	H	W	55-7	28,365
Oct. 25	Southern Miss^	A	L	6-27	23,708
Oct. 31	Cincinnati^	H	W	24-17 (2OT)	28,616
Nov. 8	East Carolina^	A	W	38-37 (2OT)	27,100
Nov. 22	UAB^	H	L	19-22	30,216
Nov. 29	Memphis^	A	W	21-16	47,875

\* at Birmingham, Ala.

**2004**

**(4-7, 3-5 Conference USA, H: 2-4 A: 2-3)**

Coach: Jim Leavitt Division: NCAA FBS  
 Captains: Javan Camon, Alex Herron, Derrick Sarosi, Lee Roy Selmon

Sept. 11	Tennessee Tech	H	W	21-7	25,546
Sept. 18	South Carolina	A	L	3-34	78,900
Sept. 25	TCU^	A	W	45-44 (2OT)	27,546
Oct. 2	Southern Miss^	H	L	20-27	30,049
Oct. 16	Army^	H	L	35-42	36,549
Oct. 22	#15 Louisville^	A	L	9-41	42,032
Nov. 3	UAB^	A	W	45-20	9,220
Nov. 13	East Carolina^	H	W	41-17	25,408
Nov. 20	Cincinnati^	A	L	23-45	19,309
Nov. 27	Memphis^	H	L	15-31	21,392
Dec. 4	#19 Pittsburgh	H	L	14-43	23,417

**2005**

**(6-6, 4-3 BIG EAST, H: 4-1 A: 2-4)**

\* **Meineke Car Care Bowl**

Coach: Jim Leavitt Division: NCAA FBS  
 Captains: Jason Allen, Andre Hall, Johnnie Jones, John Miller, Stephen Nicholas, Terrence Royal

Sept. 3	Penn State	A	L	13-23	99,235
Sept. 10	Florida A&M	H	W	37-3	43,122
Sept. 17	UCF	H	W	31-14	45,139
Sept. 24	#9 Louisville^	H	W	45-14	33,586
Oct. 1	#9 Miami	A	L	7-27	58,308
Oct. 15	Pittsburgh^	A	L	17-31	33,497
Nov. 5	Rutgers^	A	W	45-31	31,131
Nov. 12	Syracuse^	A	W	27-0	40,144
Nov. 19	Cincinnati^	H	W	31-16	27,204
Nov. 26	Connecticut^	A	L	10-15	40,000
Dec. 3	#12 West Virginia^	H	L	13-28	45,274
Dec. 31	NC State	N	L	0-14	57,937

\* Charlotte, N.C.

**2006**

**(9-4, 4-3 BIG EAST, H: 5-1 A: 3-3)**

\* **Papajohns.com Bowl**

Coach: Jim Leavitt Division: NCAA FBS  
 Captains: S. J. Green, Pat Julmiste, Stephen Nicholas, Pat St. Louis

Sept. 2	McNeese State	H	W	41-10	26,351
Sept. 9	Florida International	H	W	21-20	27,114
Sept. 16	UCF	A	W	24-17	46,708
Sept. 23	Kansas	A	L	7-13	40,933
Sept. 29	#23/ Rutgers^	H	L	20-22	32,493
Oct. 7	Connecticut^	H	W	38-16	30,010
Oct. 14	North Carolina	A	W	37-20	44,000
Oct. 22	Cincinnati^	A	L	6-23	15,889
Nov. 4	Pittsburgh^	H	W	22-12	35,671
Nov. 11	Syracuse^	H	W	27-10	29,694
Nov. 18	#10 Louisville^	A	L	8-31	40,348
Nov. 25	#7 West Virginia^	A	W	24-19	52,790
Dec. 23	East Carolina	N	L	24-7	32,023

\* Birmingham, Ala.

**2007**

**(9-4, 4-3 BIG EAST, H: 5-1 A: 4-2)**

\* **Brut Sun Bowl**

Coach: Jim Leavitt Division: NCAA FBS  
 Captains: Mike Jenkins, Ben Moffitt, Trae Williams

Sept. 1	Elon	H	W	28-13	33,639
Sept. 8	#17/13 Auburn	A	W	26-23 (OT)	82,617
Sept. 22	North Carolina (#23/24)	H	W	37-10	37,753
Sept. 28	#5 West Virginia^ (#18/18)	H	W	21-13	67,012
Oct. 6	FAU (#6/9)	A	W	35-23	21,106
Oct. 13	UCF(#5/5)	H	W	64-12	65,948
Oct. 18	Rutgers^ (#2/3)	A	L	27-30	44,267
Oct. 27	Connecticut^ (#11/12)	A	L	15-22	40,000
Nov. 3	Cincinnati^ (#20/21)	H	L	33-38	57,379
Nov. 10	Syracuse^	A	W	41-10	38,039
Nov. 17	Louisville^	H	W	55-17	57,288
Nov. 24	Pittsburgh^ (#25/-)	A	W	48-37	31,123
Dec. 31	Oregon (#23/23)	N	L	21-56	49,867

\* El Paso, Texas

ALL-TIME SCORES

2008

(8-5, 2-5 BIG EAST, H: 4-2 A: 3-3)

\* MagicJack St. Petersburg Bowl

Coach: Jim Leavitt Division: NCAA FBS  
Captains: Jake Griffin, Tyrone McKenzie, Carlton Williams, Marcus Edwards, Ben Williams

Aug. 30	UT-Martin (#19/21)	H	W	56-7	48,058
Sept. 6	UCF (#17/18)	A	W	31-24 (OT)	46,805
Sept. 12	#11/13 Kansas (#19/18)	H	W	37-34	58,755
Sept. 20	FIU (#12/16)	A	W	17-9	16,717
Sept. 27	NC State (#13/14)	A	W	41-10	57,583
Oct. 2	Pittsburgh* (#10/10)	H	L	21-26	50,307
Oct. 18	Syracuse^ (#19/20)	H	W	45-13	51,384
Oct. 25	Louisville^ (#14/14)	A	L	20-24	40,384
Oct. 30	Cincinnati^ (#24/23)	A	L	10-24	31,175
Nov. 15	Rutgers^	H	L	16-49	47,216
Nov. 23	UConn^	H	W	17-13	42,422
Dec. 6	West Virginia^	A	L	7-13	48,019
Dec. 20	Memphis	N*	W	41-14	25,205

\* St. Petersburg, Fla.

2009

(8-5, 3-4 BIG EAST, H: 4-2 A: 3-3)

\* International Bowl

Coach: Jim Leavitt Division: NCAA FBS  
Captains: Moise Plancher, Matt Grothe, George Selvie, Kion Wilson, Nate Allen

Sept. 5	Wofford	H	W	40-7	40,360
Sept. 12	Western Kentucky	A	W	35-13	20,568
Sept. 19	Charleston Southern	H	W	59-0	38,798
Sept. 26	#18 Florida State	A	W	17-7	83,524
Oct. 3	Syracuse^	A	W	34-20	40,147
Oct. 15	#8/9 Cincinnati^ (#21/21)	H	L	17-34	63,976
Oct. 24	#20/19 Pittsburgh^	A	L	14-41	50,019
Oct. 30	#20/20 West Virginia^	H	W	30-19	56,328
Nov. 12	Rutgers^ (#23/24)	A	L	0-31	48,057
Nov. 21	Louisville^	H	W	34-22	49,388
Nov. 28	#19/21 Miami	H	L	10-31	66,469
Dec. 5	UConn^	A	L	27-29	35,624
Jan. 2	Northern Illinois	N*	W	27-3	22,185

\* Toronto, Ontario, Canada

Skip Holtz

(2010-11) | 16-21

2010

(8-5, 3-4 BIG EAST, H: 5-3 A: 2-2)

\* Meineke Car Care Bowl

Coach: Skip Holtz Division: NCAA FBS  
Captains: Jacquain Williams, Mistral Raymond, Sampson Genus

Sept. 5	Stony Brook	H	W	40-7	40,360
Sept. 12	# 8/8 Florida	A	L	14-38	90,612
Sept. 26	Western Kentucky	H	W	24-12	40,276
Oct. 2	FAU	H	W	31-3	38,434
Oct. 9	Syracuse^	H	L	9-13	41,417
Oct. 14	#25/25 West Virginia^	A	L	6-20	54,955
Oct. 22	Cincinnati^	H	W	38-30	32,670
Nov. 03	Rutgers^	H	W	28-27	39,465
Nov. 13	Louisville^	A	W	24-21 (OT)	43,887
Nov. 20	Pittsburgh^	H	L	10-17	43,844
Nov. 27	Miami	A	W	23-20 (OT)	41,118
Dec. 4	UConn^	H	L	16-19	41,809
Dec. 31	Clemson	N*	W	31-26	41,122

\* Charlotte, N.C.

2011

(5-7, 1-6 BIG EAST, H: 3-4 A: 2-3)

Coach: Skip Holtz Division: NCAA FBS  
Captains: BJ Daniels, Chaz Hine, Jerrell Young, Quenton Washington

Sept. 3	#16/18 Notre Dame	A	W	23-20	80,795
Sept. 10	Ball State (#22/-)	H	W	37-17	45,113
Sept. 17	Florida A&M (#20/22)	H	W	70-17	50,128
Sept. 24	UTEP (#18/17)	H	W	54-24	39,628
Sept. 29	Pittsburgh^ (#16/14)	A	L	17-44	40,025
Oct. 15	Connecticut^	A	L	10-16	37,162
Oct. 22	Cincinnati^	H	L	34-37	44,248
Nov. 05	Rutgers^	A	L	17-20 (OT)	36,911
Nov. 11	Syracuse^	A	W	37-17	41,582
Nov. 19	Miami (FL)	H	L	3-6	57,572
Nov. 25	Louisville^	H	L	24-34	33,416
Dec. 1	#22/23 West Virginia^	H	L	27-30	41,743

2012

(3-9, 1-6 BIG EAST, H: 2-4 A: 1-5)

Coach: Skip Holtz Division: NCAA FBS  
Captains: Game-By-Game

Sept. 1	Chattanooga	H	W	34-13	41,285
Sept. 8	Nevada	A	W	32-31	22,804
Sept. 13	Rutgers^	H	L	13-23	44,219
Sept. 22	Ball St.	A	L	27-31	16,397
Sept. 29	#4/4 Florida State	H	L	17-30	69,383
Oct. 6	Temple^	A	L	28-37	25,796
Oct. 20	Louisville^	A	L	25-27	50,167
Oct. 27	Syracuse^	H	L	36-37	38,562
Nov. 3	Connecticut^	H	W	13-6	36,190
Nov. 17	Miami	A	L	9-40	38,869
Nov. 23	Cincinnati^	A	L	10-27	21,171
Dec. 1	Pittsburgh^	H	L	3-27	35,141

Willie Taggart

(2013-2016) | 24-25

2013

(2-10, 2-6 American, H: 1-6 A: 1-4)

Coach: Willie Taggart Division: NCAA FBS League: American Athletic  
Captains: Game-By-Game

Aug. 31	McNeese State	H	L	21-53	35,470
Sept. 7	Michigan State	A	L	6-21	70,401
Sept. 14	Florida Atlantic	H	L	10-28	33,792
Sept. 28	#15/15 Miami	H	L	21-49	47,562
Oct. 5	Cincinnati^	H	W	26-20	31,077
Oct. 12	UConn^	A	W	13-10	37,861
Oct. 26	#16/18 Louisville^	H	L	3-34	35,782
Oct. 31	Houston^	A	L	23-35	22,707
Nov. 16	Memphis^	H	L	10-23	30,831
Nov. 23	SMU^	H	L	6-16	28,397
Nov. 29	#17/19 UCF^	A	L	20-23	45,952
Dec. 7	Rutgers^	A	L	6-31	37,645

2014

(4-8, 3-5 American, H: 2-5 A: 2-3)

Coach: Willie Taggart Division: NCAA FBS League: American Athletic  
Captains: Reshard Clett, Andre Davis & Marvin Kloss

Aug. 30	Western Carolina	H	W	36-31	31,642
Sept. 6	Maryland	H	L	17-24	28,915
Sept. 13	N.C. State	H	L	17-49	27,269
Sept. 19	UConn^	H	W	17-14	28,723
Sept. 27	#19/17 Wisconsin	A	L	10-27	78,111
Oct. 11	#19/19 East Carolina^	H	L	17-28	31,567
Oct. 18	Tulsa^	A	W	38-30	18,744
Oct. 24	Cincinnati^	A	L	17-34	30,024
Nov. 1	Houston^	H	L	3-27	29,782
Nov. 15	SMU^	A	W	14-13	19,463
Nov. 22	Memphis^	A	L	20-31	34,635
Nov. 28	UCF	H	L	0-16	36,963

2015

(8-5, 6-2 American, H: 5-1 A: 3-3)

\* Miami Beach Bowl

Coach: Willie Taggart Division: NCAA FBS League: American Athletic  
Captains: Maltias Ciabatti, Eric Lee, Sean Price

Aug. 5	Florida A&M	H	W	51-3	30,434
Sept. 12	#11/8 Florida State	A	L	14-34	72,811
Sept. 19	Maryland	A	L	17-35	36,827
Oct. 2	Memphis^	H	L	17-24	22,546
Oct. 10	Syracuse	H	W	45-24	27,235
Oct. 17	UConn^	A	W	28-20	31,719
Oct. 24	SMU^	H	W	38-14	24,338
Oct. 31	Navy^	A	L	17-29	26,766
Nov. 7	East Carolina^	A	W	22-17	45,194
Nov. 14	#21/21 Temple^	H	W	44-23	28,393
Nov. 20	Cincinnati^	H	W	65-27	26,522
Nov. 26	UCF^	A	W	44-3	25,967
Dec. 21	#25/25 Western Kentucky N*	L	L	35-45	21,712

\* Miami, Fla.

2016

(11-2, 7-1 American, H: 6-1 A: 4-1)

\* Birmingham Bowl

Coach: Willie Taggart Division: NCAA FBS League: American Athletic  
Captains: Quinton Flowers & Auggie Sanchez

Sept. 3	Towson	H	W	56-20	35,976
Sept. 10	Northern Illinois	H	W	48-17	36,557
Sept. 17	Syracuse	A	W	45-20	32,288
Sept. 24	#13/14 Florida State	H	L	35-55	61,665
Oct. 1	Cincinnati	A	W	45-20	35,108
Oct. 8	East Carolina	H	W	38-22	30,397
Oct. 15	UConn	H	W	42-27	30,297
Oct. 21	Temple	A	L	30-46	25,950
Oct. 28	#22/22 Navy	H	W	52-45	31,824
Nov. 12	Memphis	A	W	49-42	37,218
Nov. 19	SMU	A	W	35-27	18,417
Nov. 26	UCF	H	W	48-31	36,056
Dec. 29	South Carolina (#25/22) N*	W	W	46-39	31,229

\* Birmingham, Ala.  
KEY: USF ranking (##)



ALL-TIME OPPONENT SERIES

2017 USF FOOTBALL

Year W/L Score USF/OPP Site Ranks

**Alabama (0-1)**  
 2003 L..... 17-40 .....A\*  
 \* Birmingham

**Arkansas (0-1)**  
 2002 L..... 3-42 .....A\*  
 \* Little Rock

**Army (1-1)**  
 2003 W..... 28-0 .....A  
 2004 L..... 35-42 .....H

**Auburn (1-0)**  
 2007 W..... 26-23 (OT) .....A.....-/17

**Austin Peay (1-0)**  
 2000 W..... 59-0 .....H

**Ball State (1-1)**  
 2011 W..... 37-7 .....H.....20/  
 2012 L..... 27-31 .....A.....

**Baylor (0-1)**  
 2000 L..... 13-28 .....A

**Bowling Green (1-0)**  
 2002 W..... 29-7 .....H

**Charleston Southern (5-0)**  
**H: 4-0 A: 1-0**  
 1997 W..... 24-6 .....H  
 1998 W..... 24-0 .....A.....20/  
 2002 W..... 56-6 .....H  
 2003 W..... 55-7 .....H  
 2009 W..... 59-0 .....H

**Chattanooga (1-0)**  
 2012 W..... 34-13 .....H

**Cincinnati (6-8)**  
**H: 4-3 A: 2-5**  
 2003 W..... 24-17 .....H  
 2004 L..... 23-45 .....A  
 2005 W..... 31-16 .....H  
 2006 L..... 6-23 .....A  
 2007 L..... 33-38 .....H.....20/  
 2008 L..... 10-24 .....A.....24/  
 2009 L..... 17-34 .....H.....21/8  
 2010 W..... 38-30 .....A  
 2011 L..... 34-37 .....H  
 2012 L..... 10-27 .....A  
 2013 W..... 26-20 .....H  
 2014 L..... 17-34 .....A  
 2015 W..... 65-27 .....H  
 2016 W..... 45-20 .....A

**Citadel (1-1)**  
 1997 L..... 7-10 .....A  
 1998 W..... 45-6 .....H.....23/-

**Clemson (1-0)**  
 2010 W..... 31-26 .....N\*  
 \* Meineke Car Care Bowl (Charlotte, N.C.)

**Connecticut (9-5)**  
**H: 6-1 A: 3-4**  
 2000 W..... 21-13 .....A  
 2001 W..... 40-21 .....H  
 2005 L..... 10-15 .....A  
 2006 W..... 38-16 .....H  
 2007 L..... 15-22 .....A.....11/-  
 2008 W..... 17-13 .....H  
 2009 L..... 27-29 .....A  
 2010 L..... 16-19 .....H  
 2011 L..... 10-16 .....A.....  
 2012 W..... 13-6 .....H  
 2013 W..... 13-10 .....A  
 2014 W..... 17-14 .....H  
 2015 W..... 28-20 .....A  
 2016 W..... 42-27 .....H

**Cumberland (2-0)**  
 1997 W..... 44-0 .....A  
 1998 W..... 69-3 .....H.....20/-

**Davidson (1-0)**  
 1997 W..... 48-3 .....H

**Drake (0-1)**  
 1997 L..... 22-23 .....H

**East Carolina (6-1)**  
**H: 2-1 A: 3-0 N: 1-0**  
 2002 W..... 46-30 .....A  
 2003 W..... 38-37 .....A  
 2004 W..... 41-17 .....H  
 2006\* W..... 24-7 .....N\*  
 2014 L..... 17-28 .....H...../19  
 2015 W..... 22-17 .....A  
 2016 W..... 38-22 .....H  
 \* PapaJohns.com Bowl (Birmingham, Ala.)

**Elon (2-1)**  
 1997 L..... 13-41 .....A  
 1998 W..... 35-7 .....H.....19/-  
 2007 W..... 28-13 .....H

**Florida (0-1)**  
 2010 L..... 14-38 .....A.....-8

**Florida A&M (3-0)**  
 2005 W..... 37-3 .....H  
 2011 W..... 70-17 .....H.....20/-  
 2015 W..... 51-3 .....H.....

**Florida Atlantic (3-1)**  
 2002 W..... 51-10 .....H  
 2007 W..... 35-23 .....A.....6/-  
 2010 W..... 31-3 .....H  
 2013 L..... 10-28 .....H

**Florida International (2-0)**  
 2006 W..... 21-20 .....H  
 2008 W..... 17-9 .....A.....12/-

**Florida State (1-3)**  
**H: 0-2 A: 1-1**  
 2009 W..... 17-7 .....A.....-18  
 2012 L..... 17-30 .....H.....  
 2015 L..... 14-34 .....A.....-8  
 2016 L..... 35-55 .....H.....-13

**Georgia Southern (0-2)**  
 1997 L..... 23-24 .....H.....-8  
 1998 L..... 23-28 .....A.....19/1

**Hofstra (0-2)**  
 1998 L..... 30-50 .....A... 14/20  
 1999 L..... 23-42 .....H.....18/6

**Houston (2-2)**  
**H: 1-1 A: 1-1**  
 2001 W..... 45-6 .....H  
 2002 W..... 32-14 .....A  
 2013 L..... 23-35 .....A  
 2014 L..... 3-27 .....H

**Illinois State (1-0)**  
 1999 W..... 14-13 .....H.....19/6

**Jacksonville State (1-0)**  
 2000 W..... 40-0 .....H

**James Madison (1-1)**  
 1999 L..... 3-13 .....A... 16/10  
 2000 W..... 26-7 .....H.....-13

**Kansas (1-1)**  
 2006 L..... 7-13 .....A  
 2008 W..... 37-34 .....H... 19/13

**Kentucky (0-1)**  
 2000 L..... 9-27 .....A

**Kentucky Wesleyan (1-0)**  
 1997 W..... 80-3 .....H

**Liberty (4-0)**  
**H: 3-0 A: 1-0**  
 1998 W..... 24-21 .....A  
 1999 W..... 28-0 .....H.....21/-  
 2000 W..... 44-6 .....H  
 2001 W..... 68-37 .....H

**Louisville (5-6)**  
**H: 4-2 A: 1-4**  
 2003 W..... 31-28 .....H  
 2004 L..... 9-41 .....A.....-15  
 2005 W..... 45-14 .....H.....-9  
 2006 L..... 8-31 .....A.....-10  
 2007 W..... 55-17 .....H  
 2008 L..... 20-24 .....A.....14/-  
 2009 W..... 34-22 .....H  
 2010 W..... 24-21 (OT) .....A  
 2011 L..... 24-34 .....H  
 2012 L..... 25-27 .....A  
 2013 L..... 3-34 .....H... 16/18

**Maryland (0-2)**  
 2014 L..... 17-24 .....H  
 2015 L..... 17-35 .....A

**Memphis (4-5)**  
**H: 1-3 A: 2-2 N: 1-0**  
 2001 L..... 9-17 .....A  
 2002 W..... 31-28 .....H  
 2003 W..... 21-16 .....A  
 2004 L..... 15-31 .....H  
 2008 W..... 41-14 .....N\*  
 2013 L..... 10-23 .....H  
 2014 L..... 20-31 .....A  
 2015 L..... 17-24 .....H  
 2016 W..... 49-42 .....A  
 \*MagicJack St. Petersburg Bowl (St. Petersburg, Fla.)

**McNeese State (1-1)**  
 2006 W..... 41-10 .....H  
 2013 L..... 21-53 .....H

**Miami (1-5)**  
**H: 0-3 A: 1-2**  
 2005 L..... 7-27 .....A.....-9  
 2009 L..... 10-31 .....H.....-19  
 2010 W..... 23-20 .....A  
 2011 L..... 3-6 .....H  
 2012 L..... 9-40 .....A  
 2013 L..... 21-49 .....H... 15/15

**Michigan State (0-1)**  
 2013 L..... 6-21 .....A

**Middle Tennessee (0-1)**  
 2000 L..... 9-45 .....A

**Morehead State (2-0)**  
 1997 W..... 33-17 .....H  
 1998 W..... 38-22 .....H.....21/-

**Navy (0-1)**  
 2015 L..... 17-29 .....A  
 2016 H..... 52-45 .....H.....-22

**Nevada (1-0)**  
 2012 W..... 32-31 .....A

**New Hampshire (1-0)**  
 1999 W..... 42-41 .....H.....17/-

**New Haven (1-0)**  
 1999 W..... 41-27 .....H.....21/-

**Nicholls State (1-0)**  
 2003 W..... 27-17 .....H

**North Carolina (2-0)**  
 2006 W..... 37-20 .....A  
 2007 W..... 37-10 .....H.....23/-

**North Carolina State (1-2)**  
**H: 0-1 A: 1-0 N: 0-1**  
 2005 L..... 0-14 .....N\*  
 2008 W..... 41-10 .....A.....13/-  
 2014 L..... 17-49 .....H  
 \* Meineke Car Care Bowl (Charlotte N.C.)

**Northern Illinois (3-1)**  
**H: 2-0 A: 0-1 N: 1-0**  
 2001 L..... 17-20 .....A  
 2002 W..... 37-6 .....H  
 2009 W..... 27-3 .....N\*  
 2016 W..... 48-17 .....H  
 \* International Bowl (Toronto, Ont.)

**North Texas (2-0)**  
 2001 W..... 28-10 .....H  
 2002 W..... 24-17 .....A

**Notre Dame (1-0)**  
 2011 W..... 23-20 .....A.....-16

**Oklahoma (0-1)**  
 2002 L..... 14-31 .....A.....-72

**Oregon (0-1)**  
 2007 L..... 56-21 .....N\* .....23/-  
 \* Brut Sun Bowl (El Paso, Texas)

**Penn State (0-1)**  
 2005 L..... 13-23 .....A

OUTLOOK  
PLAYERS  
COACHES  
REVIEW  
RECORDS  
HISTORY  
USF  
MEDIA

ALL-TIME OPPONENT SERIES

**Pittsburgh (3-7)**

**H: 1-4 A: 2-3**

2001	W	35-26	A
2004	L	14-43	H
2005	L	17-31	A
2006	W	22-12	H
2007	W	48-37	A
2008	L	21-26	H
2009	L	14-41	A
2010	L	10-17	H
2011	L	17-44	A
2012	L	3-27	H

**Rutgers (2-7)**

**H: 1-3 A: 1-4**

2005	W	45-31	A
2006	L	20-22	H
2007	L	27-30	A
2008	L	16-49	H
2009	L	0-31	A
2010	W	28-27	H
2011	L	17-20 (OT)	A
2012	L	13-23	H
2013	L	6-31	A

**San Diego State (0-1)**

1999	L	12-41	A
------	---	-------	---

**Slippery Rock (1-0)**

1998	W	39-10	H
------	---	-------	---

**South Carolina (0-1)**

2004	L	3-34	A
------	---	------	---

**Southern Illinois (1-1)**

1997	L	10-23	H
1999	W	21-14	H

**SMU (3-1)**

**H: 1-1 A: 2-0**

2013	L	6-16	H
2014	W	14-13	A
2015	W	38-14	H
2016	W	35-27	A

**South Carolina (1-0)**

2016	W	46-39	N*
------	---	-------	----

\* Birmingham Bowl (Birmingham, Ala.)

**Southern Mississippi (1-3)**

**H: 1-1 A: 0-2**

2000	L	7-41	A
2002	W	16-13	H
2003	L	6-27	A
2004	L	20-27	H

**Southern Utah (1-0)**

2001	W	42-12	H
------	---	-------	---

**Stony Brook (1-0)**

2010	W	59-14	H
------	---	-------	---

**Syracuse (8-2)**

**H: 3-2 A: 5-0**

2005	W	27-0	A
2006	W	27-10	H
2007	W	41-10	A
2008	W	45-13	H
2009	W	34-20	A
2010	L	9-13	H
2011	W	37-17	A
2012	L	36-37	H
2015	W	45-24	H
2016	W	45-20	A

**TCU (1-1)**

2003	L	10-13	H
2004	W	45-44	A

**Temple (1-2)**

**H: 1-0 A: 0-2**

2012	L	28-37	A
2015	W	44-23	H
2016	L	30-46	A

**Tennessee Tech (1-0)**

2004	W	21-7	H
------	---	------	---

**Texas State (1-0)**

1999	W	17-10	H
------	---	-------	---

**Towson (1-0)**

2016	W	56-20	H
------	---	-------	---

**Troy (1-1)**

1999	L	24-41	A
2000	W	20-10	H

**Tulsa (1-0)**

2014	W	38-30	A
------	---	-------	---

**UAB (1-1)**

2003	L	19-22	H
2004	W	45-20	A



**UCF (6-2) WAR ON I-4**

**H: 3-1 A: 3-1**

2005	W	31-14	H
2006	W	24-17	A
2007	W	64-12	H
2008	W	31-24	A
2013	L	20-23	A
2014	L	0-16	H
2015	W	44-3	A
2016	W	48-31	H

**UT-Martin (1-0)**

2008	W	56-7	H
------	---	------	---

**Utah (0-1)**

2001	L	21-52	A
------	---	-------	---

**Utah State (1-0)**

2001	W	34-13	H
------	---	-------	---

**UTEP (1-0)**

2011	W	54-24	H
------	---	-------	---

**Valparaiso (1-0)**

1998	W	51-0	H
------	---	------	---

**Western Illinois (1-0)**

2001	W	48-17	H
------	---	-------	---

**Western Carolina (1-0)**

2014	W	36-31	H
------	---	-------	---

**Western Kentucky (4-3)**

**H: 2-1 A: 2-1 N: 0-1**

1997	L	3-31	A
1998	L	24-31	H
1999	W	21-6	A
2000	W	30-24	H
2009	W	35-13	A
2010	W	24-14	H
2015	L	35-45	N

**West Virginia (3-4)**

**H: 2-2 A: 1-2**

2005	L	13-28	H
2006	W	24-19	A
2007	W	21-13	H
2008	L	7-13	A
2009	W	30-19	H
2010	L	6-20	A
2011	L	27-30	H

**Wisconsin**

2014	L	10-27	A
------	---	-------	---

**Wofford (1-0)**

2009	W	40-7	H
------	---	------	---

**VS. In-State Schools (16-12)**

Florida	0-1
Florida A&M	3-0
Florida Atlantic	3-1
FIU	2-0
Florida State	1-3
Miami	1-5
UCF	6-2

**All-Time vs. Conference**

American Athletic	18-14
Atlantic 10	1-0
Atlantic Coast	7-10
Big East	25-35
Big Ten	0-5
Big 12	1-3
Big South	6-0
Colonial	1-3
Conference USA	13-10
Independent	15-3
Mid-American	5-2
Mid-Eastern Atlantic	4-0
Missouri Valley	3-1
Mountain West	1-2
Ohio Valley	5-2
Pacific 12	0-1
Pennsylvania State Athletic	1-0
Pioneer	1-1
Southeastern	2-5
Southern	5-3
Southland	4-2
Sun Belt	8-1
Tran South	2-0
Western Athletic	1-0

**Record vs. Teams Currently In Conference**

American Athletic	39-27
Atlantic Coast	22-24
Big Ten	2-12
Big Sky	1-0
Big South	9-0
Big 12	5-8
Colonial	4-4
Conference USA	14-9
Great-Midwest Athletic (DII)	1-0
Independent	2-1
Mid-Eastern Atlantic	4-0
Mid-American	5-2
Mid-South (NAIA)	2-0
Missouri Valley Football	3-0
Mountain West	2-1
Northeast-10 (DII)	1-0
Ohio Valley	4-0
Pacific 12	0-2
Pennsylvania State	1-0
Pioneer	4-1
Southern	4-1
Southeastern	2-5
Southland	2-1
Sun Belt	2-2



BOWL GAME RECORDS TEAM



**BOWL APPEARANCES:** 8  
**BOWL VICTORIES:** 5  
**BOWL OVERTIME:** 2-0, W, 31-26, vs. Clemson, 2010 Meineke W, 46-39, vs. South Carolina, 2016 Birmingham

**BOWL GAMES**

**2005** Meineke Car Care .....vs. N.C. State ..... L, 0-14  
 Bank Of America Stadium, Charlotte, N.C. Dec. 31, 2005

**2006** PapaJohns.com .....vs. ECU ..... W, 24-7  
 Legion Field, Birmingham, Ala. .... Dec. 23, 2006

**2007** Brut Sun .....vs. Oregon..... L, 21-56  
 Sun Bowl Stadium, El Paso, Texas ..... Dec. 31, 2007

**2008** MagicJack St. Petersburg vs. Memphis ..... W, 45-14  
 Topicana Field, St. Petersburg, Fla. .... Dec. 20, 2008

**2009** International .....vs. Northern Illinois... W, 27-3  
 Rogers Centre, Toronto, Canada..... Jan. 2, 2010

**2010** Meineke Car Care .....vs. Clemson..... W, 31-26  
 Bank of America Stadium, Charlotte, N.C. Dec. 31, 2010

**2015** Miami Beach .....vs. W. Kentucky..... L, 35-45  
 Marlins Park, Miami, Fla. .... Dec. 21, 2015

**2016** Birmingham Bowl .....vs. South Carolina. W, 46-39  
 Legion Field, Birmingham, Ala. .... Dec. 29, 2016

**SCORING**

**Most Points**

USF 46 vs. South Carolina, 2016 Birmingham  
 Opp. 56 Oregon, 2007 Brut Sun  
 Total 85 vs. South Carolina, 2016 Birmingham

**Most Points in a Loss**

USF 35 vs. W. Kentucky, 2015 Miami Beach  
 Opp. 26 Clemson, 2010 Meineke

**Fewest Points**

USF 0 vs. NC State, 2005 Meineke  
 Opp. 3 NIU, 2010 International  
 Total 14 NC State, 2005 Meineke

**Largest Margin Of Victory**

27 pts. Memphis, 2004 St. Petersburg

**Largest Margin Of Defeat**

35 pts. Oregon, 2007 Brut Sun

**Most Touchdowns**

USF 5 vs. South Carolina, 2016 Birmingham  
 vs. W. Kentucky, 2015 Miami Beach  
 vs. Memphis, 2008 St. Petersburg

Opp. 8 Oregon, 2007 Brut Sun  
 Total 12 vs. W. Kentucky, 2015 Miami Beach

**Fewest Touchdowns**

USF 0 NC State, 2005 Meineke  
 Opp. 0 NIU, 2010 International  
 Total 2 NC State, 2005 Meineke

**Most Points, First Quarter**

USF 15 vs. South Carolina, 2016 Birmingham  
 Opp. 8 Oregon, 2007 Brut Sun  
 Total 21 2 times

**Most Points, Second Quarter**

USF 14 vs. South Carolina, 2016 Birmingham  
 vs. Oregon, 2007 Brut Sun

Opp. 14 NC State, 2005 Meineke  
 Total 28 vs. South Carolina, 2016 Birmingham

**Most Points, Third Quarter**

USF 10 3 times,  
 last vs. South Carolina, 2016 Birmingham

Opp. 28 W. Kentucky, 2015 Miami Beach &  
 Oregon, 2007 Brut Sun

Total 35 vs. W. Kentucky, 2015 Miami Beach

**Most Points, Fourth Quarter**

USF 14 2 times,  
 last vs. W. Kentucky, 2015 Miami Beach

Opp. 13 Clemson, 2010 Meineke  
 Total 20 vs. Clemson, 2010 Meineke

**Most Points, First Half**

USF 29 vs. South Carolina, 2016 Birmingham  
 Opp. 18 Oregon, 2007 Brut Sun  
 Total 43 vs. South Carolina, 2016 Birmingham

**Most Points, Second Half**

USF 24 vs. NIU, 2010 International  
 Opp. 38 Oregon, 2007 Brut Sun  
 Total 56 vs. W. Kentucky, 2015 Miami Beach

**FIRST DOWNS**

**Most First Downs**

USF 29 Memphis, 2008 St. Petersburg  
 Opp. 27 2 times,  
 last vs. South Carolina, 2016 Birmingham

Total 55 vs. W. Kentucky, 2015 Miami Beach

**Fewest First Downs**

USF 12 vs. East Carolina, 2006 PapaJohn's  
 Opp. 11 N. Illinois, 2010 International  
 Total 29 vs. NC State, 2005 Meineke

**Most by Rushing**

USF 16 vs. W. Kentucky, 2015 Miami Beach  
 Opp. 15 Oregon, 2007 Brut Sun Bowl  
 Total 25 vs. W. Kentucky, 2015 Miami Beach

**Fewest by Rushing**

USF 2 vs. Oregon, 2007 Brut Sun  
 vs. East Carolina, 2006 PapaJohn's

Opp. 3 N. Illinois, 2010 International  
 Memphis, 2008 St. Petersburg  
 Clemson, 2010 Meineke

Total 7 vs. Clemson, 2010 Meineke

**Most by Passing**

USF 14 vs. Memphis, 2008 St. Petersburg  
 Opp. 20 South Carolina, 2016 Birmingham  
 Total 33 vs. South Carolina, 2016 Birmingham

**Fewest by Passing**

USF 5 vs. East Carolina, 2006 PapaJohn's  
 Opp. 5 NC State, 2005 Meineke  
 Total 12 vs. NC State, 2005 Meineke

**Most by Penalty**

USF 6 vs. Oregon, 2007 Brut Sun  
 Opp. 3 2 times,  
 last South Carolina, 2016 Birmingham

Total 6 Oregon, 2007 Brut Sun

**THIRD DOWNS**

**Most Third Down Att.**

USF 18 vs. NC State, 2005 Meineke  
 Opp. 17 East Carolina, 2006 PapaJohn's  
 Total 32 vs. Oregon, 2007 Brut Sun

**Fewest Third Down Att.**

USF 13 vs. Memphis, 2008 St. Petersburg  
 Opp. 13 N. Illinois, 2010 International  
 Total 28 3 times,  
 last vs. N. Illinois, 2010 International

**Most Third Down Conversions**

USF 9 vs. Clemson, 2010 Meineke  
 Opp. 8 Oregon, 2007 Brut Sun  
 Total 12 vs. Memphis, 2008 St. Petersburg

**Fewest Third Down Conversions**

USF 1 vs. W. Kentucky, 2015 Miami Beach  
 Opp. 3 N. Illinois, 2010 International  
 Total 5 vs. W. Kentucky, 2015 Miami Beach

**FOURTH DOWNS**

**Most Fourth Down Atts.**

USF 5 East Carolina, 2006 PapaJohn's

**Most Fourth Down Conversions**

USF 5 East Carolina, 2006 PapaJohn's

**TIME OF POSSESSION**

USF 34:44 N. Illinois, 2010 International Bowl  
 Opp. 31:57 vs. South Carolina, 2016 Birmingham

**TOTAL OFFENSE**

**Most Yards**

USF 597 vs. W. Kentucky, 2015 Miami Beach  
 Opp. 612 W. Kentucky, 2015 Miami Beach  
 Total 1,209 vs. W. Kentucky, 2015 Miami Beach

**Fewest Yards**

USF 238 vs. Memphis, 2008 St. Petersburg  
 Opp. 238 N. Illinois, 2009 International  
 Total 575 vs. Clemson, 2010 Meineke

**BOWL GAME RECORDS TEAM**

**RUSHING**

**Most Attempts**

USF 49 vs. Memphis, 2008 St. Petersburg  
 Opp. 49 NC State, 2005 Meineke  
 Total 91 vs. NC State, 2005 Meineke

**Fewest Attempts**

USF 34 vs. Oregon, 2007 Brut Sun  
 Opp. 27 Clemson, 2010 Meineke  
 Total 64 vs. Clemson, 2010 Meineke

**Most Net Yards**

USF 290 W. Kentucky, 2015 Miami Beach  
 Opp. 353 Oregon, 2007 Brut Sun  
 Total 441 Oregon, 2007 Brut Sun

**Fewest Net Yards**

USF 90 vs. Clemson, 2010 Meineke  
 Opp. 50 Clemson, 2010 Meineke  
 Total 140 vs. Clemson, 2010 Meineke

**Highest Average Yards Per Rush**

USF 6.4 vs. W. Kentucky, 2015 Miami Beach  
 Opp. 8.2 Oregon, 2007 Brut Sun

**Most Touchdowns Rushing**

USF 3 2 times,  
 last vs. South Carolina, 2016 Birmingham  
 Opp. 3 W. Kentucky, 2015 Miami Beach  
 Total 6 vs. W. Kentucky, 2015 Miami Beach

**PASSING**

**Most Attempts**

USF 47 vs. Oregon, 2007 Brut Sun  
 Opp. 46 W. Kentucky, 2015 Miami Beach  
 Total 80 vs. W. Kentucky, 2015 Miami Beach

**Fewest Attempts**

USF 18 vs. East Carolina, 2006 PapaJohn's  
 Opp. 19 NC State, 2005 Meineke  
 Total 39 vs. NC State, 2005 Meineke

**Most Completions**

USF 24 vs. Oregon, 2007 Brut Sun  
 Opp. 32 2 times,  
 last South Carolina, 2016 Birmingham  
 Total 55 vs. South Carolina, 2016 Birmingham

**Fewest Completions**

USF 10 vs. NC State, 2005 Meineke  
 Opp. 9 NC State, 2005 Meineke  
 Total 19 vs. NC State, 2005 Meineke

**Most Net Yards**

USF 307 vs. W. Kentucky, 2015 Miami Beach  
 Opp. 461 W. Kentucky, 2015 Miami Beach  
 Total 768 vs. W. Kentucky, 2015 Miami Beach

**Fewest Net Yards**

USF 130 East Carolina, 2006 PapaJohn's  
 Opp. 127 NC State, 2005 Meineke  
 Total 286 NC State, 2005 Meineke

**Highest Avg. Yards per Completion (Min. 5)**

USF 20.5 vs. W. Kentucky, 2015 Miami Beach  
 Opp. 14.4 W. Kentucky, 2015 Miami Beach

**Lowest Avg. Yards Per Completion (Min. 5)**

USF 9.4 vs. Clemson, 2010 Meineke  
 Opp. 9.6 Memphis, 2008 St. Petersburg

**Highest Avg. Yards per Attempt (Min. 10)**

USF 9.9 vs. N. Illinois, 2010 International  
 Opp. 10.8 Oregon, 2007 Brut Sun

**Lowest Avg. Yards per Attempt (Min. 10)**

USF 5.3 vs. NC State, 2005 Meineke  
 Opp. 4.9 Memphis, 2008 St. Petersburg

**Most Touchdown Passes**

USF 4 vs. Memphis, 2008 St. Petersburg  
 Opp. 3 3 times,  
 last South Carolina, 2016 Birmingham  
 Total 5 3 times,  
 last vs. South Carolina, 2016 Birmingham

**PUNTING**

**Most Punts**

USF 7 vs. W. Kentucky, 2015 Miami Beach &  
 vs. NC State, 2005 Meineke  
 Opp. 8 Memphis, 2008 St. Petersburg  
 Total 14 vs. NC State, 2005 Meineke

**Fewest Punts**

USF 2 vs. Memphis, 2010 St. Petersburg  
 Opp. 2 South Carolina, 2016 Birmingham  
 Total 6 vs. South Carolina, 2016 Birmingham

**Most Yards**

USF 277 vs. W. Kentucky, 2015 Miami Beach  
 Opp. 337 Memphis, 2010 St. Petersburg

**Fewest Yards**

USF 72 Memphis, 2010 St. Petersburg  
 Opp. 88 South Carolina, 2016 Birmingham

**Highest Average Punt (Min. 3 punts)**

USF 44.2 vs. Oregon, 2007 Brut Sun  
 Opp. 47.5 Oregon, 2007 Brut Sun

**Most Punts Returned**

USF 5 Memphis, 2008 St. Petersburg  
 NC State, 2005 Meineke  
 Opp. 3 3 times,  
 last vs. South Carolina, 2016 Birmingham  
 Total 8 vs. NC State, 2005 Meineke

**KICKING**

**Most Kickoff Returns**

USF 6 vs. W. Kentucky, 2015 Miami Beach  
 Opp. 8 Memphis, 2008 St. Petersburg  
 Total 12 vs. W. Kentucky, 2015 Miami Beach

**Fewest Kickoffs Returned**

USF 1 vs. NC State, 2005 Meineke  
 Opp. 0 NC State, 2005 Meineke  
 Total 1 vs. NC State, 2005 Meineke

**Most Field Goals**

USF 2 Two Times  
 Opp. 2 Oregon, 2007 Brut Sun  
 Total 4 vs. Oregon, 2007 Brut Sun

**TURNOVERS**

**Most Interceptions Thrown**

USF 4 vs. Oregon, 2007 Brut Sun  
 Opp. 2 3 times,  
 last South Carolina, 2016 Birmingham

**Most Fumbles**

USF 3 3 times,  
 last South Carolina, 2016 Birmingham  
 Opp. 4 South Carolina, 2016 Birmingham  
 Total 7 South Carolina, 2016 Birmingham

**Most Fumbles Lost**

USF 2 vs. NC State, 2005 Meineke  
 Opp. 3 South Carolina, 2016 Birmingham  
 Total 5 vs. Oregon, 2007 Brut Sun

**Most Sacks**

USF 6 East Carolina, 2006 PapaJohn's  
 Opp. 5 NIU, 2010 International

**Most Turnovers**

USF 5 vs. Oregon, 2007 Brut Sun  
 Opp. 5 South Carolina, 2016 Birmingham  
 Total 7 vs. South Carolina, 2016 Birmingham

**Fewest Turnovers**

USF 0 vs. W. Kentucky, 2015 Miami Beach  
 Opp. 0 Memphis, 2010 St. Petersburg  
 Total 1 vs. Memphis, 2010 St. Petersburg

**PENALTIES**

**Most Penalties**

USF 9 vs. W. Kentucky, 2015 Miami Beach  
 Opp. 13 Oregon, 2007 Brut Sun  
 Total 21 Oregon, 2007 Brut Sun

**Fewest Penalties**

USF 3 vs. Clemson, 2010 Meineke  
 Opp. 3 4 times,  
 last South Carolina, 2016 Birmingham  
 Total 7 vs. NIU, 2010 International

**Most Yards Penalized**

USF 70 vs. Memphis, 2008 St. Petersburg  
 Opp. 138 Oregon, 2007 Brut Sun  
 Total 202 vs. Oregon, 2007 Brut Sun

**Fewest Yards Penalized**

USF 20 vs. NC State, 2005 Meineke  
 Opp. 35 South Carolina, 2016 Birmingham  
 Total 55 vs. NC State, 2005 Meineke



BOWL GAME RECORDS INDIVIDUAL

YARDS

All-Purpose Yards

- 220 D'Ernest Johnson, vs. South Carolina, 2016 Birmingham
- 207 Mike Ford vs. N. Illinois, 2010 International
- 183 Rodney Adams vs. W. Kentucky, 2015 Miami Beach
- 167 Andrew Hall vs. N.C. State, 2005 Meineke
- 122 Dontavia Bogan vs. Memphis, 2008 St. Petersburg

Total Offense Yards

- 381 Quinton Flowers vs. W. Kentucky, 2015 Miami Beach
- 366 Quinton Flowers, vs. South Carolina, 2016 Birmingham
- 314 Matt Grothe vs. Memphis, 2008 St. Petersburg
- 259 Matt Grothe vs. Oregon, 2007 Brut Sun
- 211 B.J. Daniels vs. Clemson, 2010 Meineke

RUSHING

Rushing Yards

- 207 Mike Ford vs. N. Illinois, 2010 International
- 118 Andre Hall vs. NC State, 2005 Meineke
- 108 Quinton Flowers vs. W. Kentucky, 2015 Miami Beach
- 108 Marlon Mack vs. W. Kentucky, 2015 Miami Beach
- 105 Quinton Flowers vs. South Carolina, 2016 Birmingham

Career Rushing Yards

- 277 Mike Ford (3 Games: 2007, 2008, 2009)
- 213 Quinton Flowers (2 Games, 2015, 2016)

Most Attempts

- 21 Quinton Flowers, 2016 Birmingham

Average Per Carry

- 10.4 Mike Ford vs. N. Illinois, 2010 International

Rushing Touchdowns

- 3 Quinton Flowers, 2016 Birmingham

Longest TD Runs

- 34 Rodney Adams vs. W. Kentucky, 2015 Miami Beach
- 24 Mike Ford vs. N. Illinois, 2010 International

Longest Runs

- 41 Andre Hall vs. N.C. State, 2005 Meineke
- 36 Mike Ford vs. N. Illinois, 2010 International
- 34 Rodney Adams vs. W. Kentucky, 2015 Miami Beach

PASSING

Most Yards

- 273 Quinton Flowers vs. W. Kentucky, 2015 Miami Beach
- 261 Quinton Flowers, vs. South Carolina, 2016 Birmingham
- 236 Matt Grothe vs. Memphis, 2008 St. Petersburg
- 219 Matt Grothe vs. Oregon, 2007 Brut Sun
- 217 B.J. Daniels vs. N. Illinois, 2010 International

Career Passing Yards

- 536 Matt Grothe (3 Games: 2006, 2007, 2008)
- 534 Quinton Flowers (2 Games, 2015, 2016)

Most Attempts

- 35 Matt Grothe vs. Oregon, 2007 Brut Sun

Most Completions

- 23 Quinton Flowers, vs. South Carolina, 2016 Birmingham

Longest Completions

- 53 Quinton Flowers, 2015 Miami Beach
- 46 B.J. Daniels, 2010 International
- 37 Quinton Flowers, 2016 Birmingham
- 37 Matt Grothe, 2006 PapaJohns.com
- 37 Carlton Hill, 2005 Meineke

Touchdown Passes

- 3 Matt Grothe vs. Memphis, 2008 St. Petersburg

Longest Touchdown Passes

- 53 Quinton Flowers to Rodney Adams, vs. W. Kentucky, 2015 Miami Beach Bowl
- 46 B.J. Daniels to A.J. Love vs. N. Illinois, 2010 International
- 37 Quinton Flowers to D'Ernest Johnson, vs. South Carolina, 2016 Birmingham
- 37 Matt Grothe to Amarri Jackson, vs. ECU, 2006 PapaJohns.com
- 34 D'Ernest Johnson to Tyre McCants, vs. W. Kentucky, 2015 Miami Beach Bowl

Most Interceptions Thrown

- 2 Grant Gregory vs. Oregon, 2007 Brut Sun
- 2 Matt Grothe vs. Oregon, 2007 Brut Sun

RECEIVING

Most Receiving Yards

- 130 Rodney Adams vs. W. Kentucky, 2015 Miami Beach
- 95 D'Ernest Johnson, vs. South Carolina 2016 Birmingham
- 94 Carlton Mitchell, N. Illinois, 2010 International
- 88 Tyre McCants vs. W. Kentucky, 2015 Miami Beach
- 67 Rodney Adams vs. South Carolina 2016 Birmingham

Career Receiving Yards

- 197 Rodney Adams (2 games: 2015, 2016)

Most Receptions

- 7 Rodney Adams vs. South Carolina 2016 Birmingham

Most Touchdown Receptions

- 2 AJ Love vs. N. Illinois, 2010 International

Longest Receptions

- 53(TD) Rodney Adams from Quinton Flowers vs. W. Kentucky, 2015 Miami Beach Bowl
- 46(TD) A.J. Love from B.J. Daniels vs. N. Illinois, 2010 International
- 41 Tyre McCants from Quinton Flowers vs. W. Kentucky, 2015 Miami Beach Bowl
- 37(TD) D'Ernest Johnson from Quinton Flowers vs. South Carolina, 2016 Birmingham
- 37(TD) Amarri Jackson from Matt Grothe vs. ECU, 2006 PapaJohns.com
- 37 Andre Hall from Carlton Hill vs. N.C. State, 2005 Meineke

PUNT RETURNS

Most Returns

- 4 Jackie Chambers vs. NC State, 2005 Meineke

Most Punt Return Yards

- 47 Ean Randolph vs. ECU, 2006 PapaJohn's.com

Longest Punt Return

- 34 Terrence Mitchell vs. Clemson, 2010 Meineke

KICKOFF RETURNS

Most Return Yards

- 97 D'Ernest Johnson vs. W. Kentucky 2015 Miami Beach

Longest Return

- 56 Dontavia Bogan vs. Oregon, 2007 Brut Sun

DEFENSE

Most Tackles

- 13 Patrick St. Louis vs. N.C. State, 2005 Meineke
- 11 Auggie Sanchez vs. W. Kentucky, 2015 Miami Beach
- 11 Tyrone McKenzie vs. Memphis, 2008 St. Petersburg
- 10 Tyrone McKenzie vs. Oregon, 2007 Brut Sun

Most Sacks

- 3.0 Terrance Royal vs. N.C. State, 2005 Meinke

Most Interceptions

- 1 Tajee Fullwood, vs. S. Carolina, 2016 Birmingham
- Devin Abraham, vs. S. Carolina, 2016 Birmingham
- Eric Lee, vs. W. Kentucky, 2015 Miami Beach
- Nigel Harris vs. W. Kentucky, 2015 Miami Beach
- Jerome Murphy vs. N. Illinois, 2010 International
- Quenton Washington vs. Clemson, 2010 Meineke

Most Interception Return Yards

- 47 Tajee Fullwood, vs. S. Carolina, 2016 Birmingham

Longest Interception Return

- 47(TD) Tajee Fullwood, vs. S. Carolina, 2016 Birmingham

SCORING

Most Points Scored by Non-Kicker

- 18 Quinton Flowers, vs. S. Carolina, 2016 Birmingham

Most Points Scored by Kicker

- 9 Eric Schwartz vs. N. Illinois, 2010 International

Most Touchdowns Scored

- 3 Quinton Flowers, vs. S. Carolina, 2016 Birmingham

Most Field Goals

- 2 Eric Schwartz vs. N. Illinois, 2010 International
- 2 Maikon Bonani vs. Memphis, 2008 St. Petersburg
- 2 Delbert Alvarado vs. Oregon, 2007 Brut Sun

Longest Field Goal

- 39 Eric Schwartz vs. N. Illinois, 2010 International

OPPONENT RECORDS

Rushing Yards

- 253 Johnathan Stewart, Oregon, 2007 Brut Sun

Passing Yards

- 461 Brandon Doughty, W. Kentucky, 2015 Miami Beach

Receiving Yards

- 190 Debo Samuel, S. Carolina, 2016 Birmingham

Receptions

- 14 Debo Samuel, S. Carolina, 2016 Birmingham

# USF FOOTBALL RECORDS



## SCORING BY QUARTERS

	1	2	3	4	F
USF	0	0	0	0	0
N.C. State	0	14	0	0	14

Attendance: 57,937      Time: 3:13

### Second Quarter

NCSU - Clark 9-yard pass from Stone (Deraney kick). Time left: 8:13.

Drive: 9 plays, 67 yards, 3:35.

(N.C. State 7, USF 0).

NCSU - Brown 1-yard run (Deraney kick).

Time left: 0:17. Drive: 12 plays, 75 yards, 4:39.

(N.C. State, 14, USF 0).

Team Statistics	N.C. State	USF
First Downs	14	15
Rushes-Yards	47-173	44-136
Passing Yards	127	159
Comp-Att-Int	9-19-0	10-30-1
Total Yards	300	295
Punts-Avg.	7-39.9	7-33.1
Punt Returns	3-16	5-26
Kickoff Returns	0-0	1-14
Interception Returns	1-0	0-0
Penalties-Yards	6-35	4-20
Fumbles-Lost	2-1	2-2
Sacks By	6-45	3-17
3d Down Conversions	5-6	6-18
4th Down Conversions	0-1	1-3
Time of Possession	31:01	28:59



## BOWL HISTORY

### 2005: N.C. STATE 14, USF 0 2005 MEINEKE CAR CARE BOWL

BANK OF AMERICA STADIUM • CHARLOTTE, N.C.

DECEMBER 31, 2005 • 11 A.M.

USF 6-6, NORTH CAROLINA STATE 7-5

CHARLOTTE - Using stout defense and just enough offense to get the job done, North Carolina State capped its late-season rally with a 14-0 win over USF in the Meineke Car Care Bowl. Brian Clark caught a 9-yard touchdown pass and Andre Brown scored on a 1-yard run to lead the Wolfpack, who rallied from a 2-4 start to the season to close the year with three consecutive wins. It was a tough end for USF, which was playing in its first bowl in school history. The Bulls launched their program nine years ago, moved up to Division I-A in 2001 and capped their first season in the BIG EAST with a bowl bid. But their 100th game ended in the first shutout in school history as the Bulls managed 295 yards total offense and failed to get Andre Hall -- the BIG EAST's leading rusher -- into the end zone. Hall accounted for most of the offense, finishing with 118 yards rushing and two catches for 49 yards. Toney Baker set up the first score with runs of 22 and 14 yards, allowing Marcus Stone to find Clark in the end zone. The Wolfpack actually ran the same play twice, with Clark making the first catch out of bounds before grabbing it the second time for the score. Baker used several short runs to set up the second score, then gave way to Brown for the touchdown. Baker finished with 93 yards rushing on 22 carries, while Brown had 51 yards on 12 carries. USF spent the entire game just trying to get into the end zone, and had a great chance when Hall broke free for a 41-yard gain to put the Bulls in decent scoring range at the N.C. State 17. But a run by Ricky Ponton, followed by two incompletions ended the threat when Garland Heath intercepted Pat Julmiste in the end zone. USF got a break, however, when the Wolfpack fumbled it back to the Bulls on the next possession - only to see Hill give it away again on the very next play. In the end, only two things worked for the Bulls: Putting the ball in Hall's hands, and a fake punt late in the fourth quarter that went for a 31-yard gain when holder Brandon Baker connected with S.J. Green. But that never led to a score as USF treated to lots of penalty flags.

N.C. STATE						
<b>Rushing</b>	Att	Yds	TD	Lg		
Toney Baker	23	93	0	22		
Andre Brown	12	51	1	27		
Darrell Blackman	2	25	0	23		
Marcus Stone	9	5	0	7		
Team	1	-1	0	0		
<b>Passing</b>	Att	Cmp	Yds	TD	Int Lg	
Marcus Stone	19	9	127	1	0	41
<b>Receiving</b>	No	Yds	TD	Lg		
Brian Clark	3	66	1	41		
Lamart Barrett	2	19	0	13		
Darrell Blackman	2	7	0	4		
T.J. Williams	1	36	0	36		
Andre Brown	1	-1	0	0		
<b>Punting</b>	No	Yds	Avg	Lg		
John Deraney	7	279	39.9	51		
<b>Punt Returns</b>	No	Yds	Lg			
Andre Brown	1	10	10			
Tramain Hall	2	7	9			
Manny Lawson	0	-1	0			
Marcus Hudson	1	0	0			
<b>Kickoff Returns</b>	No	Yds	Lg			
None						
<b>Defensive Leaders</b>						
Unassisted Tackles: 10 - Stephen Tulloch. Assisted Tackles: 5 - Stephen Tulloch. Total Tackles: 15 - Stephen Tulloch. Sacks: 3 - Stephen Tulloch. Interceptions: 1 - Garland Heath						

USF						
<b>Rushing</b>	Att	Yds	TD	Lg		
Andre Hall	19	118	0	41		
Ricky Ponton	8	41	0	11		
Amarri Jackson	1	-1	0	0		
Team	1	-1	0	0		
Pat Julmiste	13	-6	0	8		
Carlton Hill	2	-15	0	0		
<b>Passing</b>	Att	Cmp	Yds	TD	Int Lg	
Pat Julmiste	25	8	91	0	1	21
Carlton Hill	2	1	37	0	0	37
Brandon Bakers	1	1	31	0	0	31
<b>Receiving</b>	No	Yds	TD	Lg		
Andre Hall	2	49	0	37		
S.J. Green	2	38	0	31		
Jackie Chambers	2	24	0	18		
Jeremy Burnett	1	21	0	21		
Courtney Denson	1	11	0	11		
Mike Ruegger	1	11	0	11		
Marcus Edwards	1	5	0	5		
<b>Punting</b>	No	Yds	Avg	Lg		
Brandon Baker	6	232	38.7	45		
Team	1	0	0.0	0		
<b>Punt Returns</b>	No	Yds	Lg			
Jackie Chambers	4	26	12			
Amarri Jackson	1	0	0			
<b>Kickoff Returns</b>	No	Yds	Lg			
Chad Simpson	1	14	14			
<b>Defensive Leaders</b>						
Unassisted Tackles: 11 - Patrick St. Louis. Assisted Tackles: 4 - Johnnie Jones. Total Tackles: 13 - Patrick St. Louis. Sacks: 3 - Terrence Royal. Interceptions: None.						



# USF FOOTBALL RECORDS



## BOWL HISTORY

### 2006: USF 24, ECU 7 2006 PAPAJOHNS.COM BOWL

LEGION FIELD, BIRMINGHAM, ALA.

DECEMBER 23, 2006 • 1 P.M.

USF 9-4, EAST CAROLINA 7-6

BIRMINGHAM (AP) - In only its 10th year of existence, the USF football team won its first-ever bowl game in only its second try, defeating East Carolina, 24-7, at the PapaJohns.com Bowl at Legion Field. USF's nine wins tied the school record set in 2002. The Bulls' offense clicked from the start, scoring all 24 points in the first half. USF recorded 286 total yards - 156 rushing and 130 passing. The Bulls scored all three times they were in the red zone and converted all five fourth downs. Benjamin Williams was named the Most Valuable Player, leading the team with 67 rushing yards and two touchdowns. Matt Grothe, who threw for 81 yards and a touchdown, was injured on a quarterback keeper at the 8:08 mark in the second quarter. He played the rest of the half in all but two downs, but did not start the second half. Pat Julmiste came into the game and played the rest of the way, passing for 49 yards while rushing for 53. USF's defense was stingy from the start and it continued throughout the entire game. The Bulls only allowed 54 total rushing yards and held the Pirates to -6 yards in the first half. Putting pressure on the quarterback the entire game, USF tallied six sacks for a loss of 51 yards and 10 of the Bulls' tackles were for losses. On the second play of the opening drive, a botched handoff by ECU's quarterback James Pinkney resulted in a Ben Moffitt fumble recovery for USF on the ECU 16 yard-line. USF capitalized on the turnover on its first play, as Grothe handed the ball off to Williams, who ran for 16 yards for the touchdown at the 13:53 mark. After the USF defense forced an East Carolina punt on the ensuing possession, the Bulls added another seven points for a 14-0 lead on a nine-play, 56-yard drive. After USF drove down the field and was stopped at the one-yard line on third down, Williams scored his second touchdown of the day on fourth down. In the opening minutes of the second quarter, the Bulls regained a 14-point lead as Grothe threw for his first touchdown of the day - a 37-yard pass to Amarrri Jackson - to put the score at 21-7. USF converted its second 4th-and-1 play of the day to keep the drive alive. USF added three more points to its lead as Delbert Alvarado made a 38-yard field goal. On a 4th-and-2, Grothe connected with Cedric Hill on a 19-yard pass for the first down, setting up the field goal.

## SCORING BY QUARTERS

	1	2	3	4	F
USF	14	10	0	0	24
ECU	7	0	0	0	7

Attendance: 32,023 Time: 3:42

### First Quarter

USF - Williams 1-yard run (Alvarado kick).

Time left: 13:53.

Drive: 1 play, 16 yards, 0:20.

(USF 7, East Carolina 0).

USF - Williams one-yard run (Alvarado kick).

Time left: 8:43.

Drive: 9 plays, 56 yards, 3:51.

(USF 14, East Carolina 0).

ECU - Good 48-yard pass from Pinkney

(Hartman kick). Time left: 5:04.

Drive: 9 plays, 79 yards, 3:31.

(USF 14, East Carolina 7).

### Second Quarter

USF - Jackson 37-yard pass from Grothe

(Alvarado kick). Time left: 12:51.

Drive: 7 plays, 48 yards, 2:50.

(USF 21, East Carolina 7).

USF - Alvarado 38-yard field goal. Time left:

6:31.

Drive: 8 plays, 25 yards, 3:31.

(USF 24, East Carolina 7).

### Team Statistics

	ECU	USF
First Downs	22	12
Rushes-Yards	32-54	43-156
Passing Yards	263	130
Comp-Att-Int	18-44-0	12-18-0
Total Yards	317	286
Punts-Avg.	6-42.0	6-36.8
Punt Returns	3-43	3-47
Kickoff Returns	5-70	2-19
Interception Returns	0-0	0-0
Penalties-Yards	3-25	6-60
Fumbles-Lost	3-2	1-1
Sacks By	1-8	6-51
3rd Down Conversions	6-17	3-15
4th Down Conversions	2-3	5-5
Time of Possession	29:02	30:48

## ECU

Rushing	Att	Yds	TD	Lg
Dominique Lindsay	12	85	0	29
Bobby Good	1	11	0	11
Aundre Allison	1	-5	0	0
James Pinkney	9	-9	0	12
Rob Kass	3	-13	0	7
Brandon Fractious	6	-15	0	1

Passing	Att	Cmp	Yds	TD	Int	Lg
James Pinkney	25	8	125	1	0	48
Rob Kass	19	10	138	0	0	2

Receiving	No	Yds	TD	Lg
Bobby Good	5	116	1	48
Kevin Roach	3	45	0	21
Jamar Bryant	3	26	0	16
Aundre Allison	3	24	0	15
Brandon Fractious	1	26	0	6
Steven Rogers	1	17	0	17
Chris Johnson	1	8	0	8
Kevin Shankweiler	1	1	0	1

Punting	No	Yds	Avg	Lg
Ryan Dougherty	6	252	42.0	60

Punt Returns	No	Yds	Lg
Travis Williams	3	43	20

Kickoff Returns	No	Yds	Lg
Chris Johnson	4	58	24
Jerek Hewitt	1	12	12

### Defensive Leaders

Unassisted Tackles: 8-Fred Wilson, Assisted Tackles: 4-Van Eskridge, Jamar Flournoy,

Total Tackles: 8-Fred Wilson, Van Eskridge, Sacks: 1-C.J. Wilson, Interceptions: None

## USF

Rushing	Att	Yds	TD	Lg
Benjamin Williams	17	67	2	20
Pat Julmiste	12	53	0	21
Matt Grothe	7	15	0	9
Ricky Ponton	4	12	0	6
Amarrri Jackson	2	11	0	8
Taurus Johnson	1	-2	0	0

Passing	Att	Cmp	Yds	TD	Int	Lg
Matt Grothe	10	6	81	1	0	37
Pat Julmiste	8	6	49	0	0	21

Receiving	No	Yds	TD	Lg
Ean Randolph	2	27	0	21
Cedric Hill	2	22	0	19
Taurus Johnson	2	5	0	7
Amarrri Jackson	1	37	1	37
S.J. Green	1	15	0	15
Will Bleakley	1	13	0	13
Amp Hill	1	6	0	6
Benjamin Williams	1	3	0	3
Ricky Ponton	1	2	0	2

Punting	No	Yds	Avg	Lg
Justin Teachey	6	221	36.8	49

Punt Returns	No	Yds	Lg
Ean Randolph	3	47	28

Kickoff Returns	No	Yds	Lg
Colby Erskin	1	12	12
Chris Ellick	1	7	7

### Defensive Leaders

Unassisted Tackles: 7-George Selvie, Assisted Tackles: 6-Stephen Nicholas, Total

Tackles: 8-George Selvie, Sacks: 2-Stephen Nicholas, Interceptions: None.

# USF FOOTBALL RECORDS



## SCORING BY QUARTERS

	1	2	3	4	F
No. 23/25 USF	0	14	0	7	21
Oregon	8	10	28	10	56

Attendance: 49,867 Time: 3:41

### First Quarter

**UO** - Strong 7-yard catch (Evensen rush).  
Time left: 6:28. Drive: 10 plays, 55 yards, 3:00. (UO 8, USF 0)

### Second Quarter

**USF** - Alvarado 29-yard field goal. Time left: 14:49. Drive: 16 plays, 52 yards, 6:39. (UO 8, USF 3)

**UO** - Evensen 39-yard field goal. Time left: 12:08. Drive: 9 plays, 61 yards, 2:41. (UO 11, USF 3)

**USF** - Johnson 21-yard catch (C. Hill pass from Grothe). Time left: 7:04. Drive: 11 plays, 80 yards, 5:04. (USF 11, UO 11)

**UO** - Stewart, J. 71-yard run (Evensen kick). Time left: 3:17. Drive: 3 plays, 77 yards, 0:44. (UO 18, USF 11).

**USF** - Alvarado 35-yard field goal. Time left: 0:00. Drive: 9 plays, 62 yards, 3:17. (UO 18, USF 14).

### Third Quarter

**UO** - Williams, J. 14-yard catch (Evensen kick)

Time left: 10:17. Drive: 9 plays, 82 yards, 2:45. (UO 25, USF 14)

**UO** - Dickson 15-yard catch (Evensen kick)  
Time left: 7:35. Drive: 7 plays, 51 yards, 1:53. (UO 32, USF 14)

**UO** - Thurmond, W. 25-yard interception return (Evensen kick). Time left: 7:25. (UO 39, USF 14).

**UO** - Stewart J. 8-yard catch (Evensen kick).  
Time left: 4:05. Drive: 6 plays, 51 yards, 1:40. (UO 46, USF 14).

### Fourth Quarter

**UO** - Evensen 30-yard field goal. Time left: 12:14. Drive: 6 plays, 33 yards, 1:32. (UO 49, USF 14).

**USF** - Love 11-yard catch (Alvarado kick).  
Time left: 6:34. Drive: 13 plays, 80 yards, 5:40. (UO 49, USF 21)

**UO** - DiVencenzo, M. 15-yard interception return (Padilla kick). Time left: 3:23. (UO 56, USF 21).

Team Statistics	USF	Oregon
First Downs	25	25
Rushes-Yards	34-88	43-353
Passing Yards	236	180
Comp-Att-Int	24-47-4	17-30-0
Total Yards	324	533
Punts-Avg.	6-44.2	4-47.5
Punt Returns	2-24	1-26
Kickoff Returns	2-53	3-89
Interception Returns	0-0-0	4-49-2
Penalties-Yards	8-64	13-138
Fumbles-Lost	2-1	3-1
Sacks By	1-6	3-21
3rd Down Conversions	4-14	8-14
4th Down Conversions	1-1	0-0
Time of Possession	34:23	25:17



## BOWL HISTORY

### 2007: OREGON 56, #23/25 USF 21 2007 BRUT SUN BOWL

SUN BOWL STADIUM • EL PASO, TEXAS

DECEMBER 31, 2007 • 12:15 PM • CBS

USF 9-4 • OREGON 9-4

EL PASO (AP) -- Jonathan Stewart set a Sun Bowl record with a career-high 253 yards rushing and Justin Roper threw four touchdown passes in his first start as Oregon beat South Florida, 56-21. The Ducks (9-4) scored 28 straight points in the third quarter to snap a four-

game postseason losing streak, their first bowl win since beating Colorado, 38-16, in the Fiesta Bowl after the 2001 season. Oregon made it look easy against the Bulls (9-4), who boasted one of the nation's better defenses. Credit the steady play by Roper, a redshirt freshman, and Stewart, as smooth a runner as you'll find. The Ducks won for the first time since losing quarterback Dennis Dixon to a knee injury in November, snapping a three-game losing streak that killed their national title hopes. How easy was it for the Ducks? They won a matchup of teams that'd been ranked No. 2 in the nation earlier this season handily, despite setting a Sun Bowl record with 138 penalty yards. Roper started the scoring avalanche with a 14-yard TD strike to Jason Williams and added a 15-yard scoring pass to Ed Dickson. On the next play from scrimmage, Walter Thurmond stepped in front of a pass by South Florida's Matt Grothe and returned it 25 yards for another TD, giving the Ducks a 39-14 lead midway through the third. But these hard-hitting Quackers weren't finished. Grothe had another interception on the ensuing possession, the first of two for Oregon's Jaius Byrd, setting up Roper's 8-yard TD pass to Stewart. On that drive, Stewart got free on a 16-yard gain, breaking the previous Sun Bowl record of 197 yards rushing set in 1977 by LSU's Charles Alexander in a 24-14 loss to Stanford. Just like that, Oregon's 18-14 halftime lead had swelled to 46-14. For good measure, Matt Evensen added a 30-yard field goal early in the fourth quarter and defensive end Michael DiVencenzo returned an interception for a touchdown with 3:23 remaining. Roper opened the season fifth on the depth chart and ran the scout team until a series of quarterback injuries - none more devastating than the loss of Dixon, a Heisman Trophy hopeful - reshaped the Oregon roster. Coach Mike Bellotti gave Roper the start over Cody Kempt, another redshirt freshman. Roper responded by tying a Sun Bowl record with four TD passes and finished 17-of-30 for 180 yards passing with no interceptions. Stewart was just as impressive. He broke a 71-yard TD run late in the second quarter, greeted by an enormous hole off left tackle as he raced untouched to the end zone to give the Ducks an 18-11 lead. Stewart kept the momentum going after the break. His 41-yard run on Oregon's first drive of the second half set up Roper's second TD pass for a 25-14 lead, and he logged the ninth-best rushing effort in a bowl game. There was no sign of the turf toe injury that slowed Stewart earlier this season, when Oregon dropped from the national title chase. South Florida, which reached No. 2 in the country in just its 11th season playing football, missed a chance to win 10 games for the first time. Grothe left late in the third after being tackled while scrambling. The 49,867 fans were treated to lots of penalty flags. The teams combined to break the Sun Bowl record for total penalty yardage - 202 penalty yards - and it wasn't even halftime when the old mark fell.

## USF

Rushing	Att	Yds	TD	Lg
Grant Gregory	4	42	0	22
Matt Grothe	14	40	0	22
Mike Ford	6	8	0	5
Jamar Taylor	1	7	0	7
Taurus Johnson	1	2	0	2
Ben Williams	4	2	0	2
Aston Samuels	3	0	0	4
Team	1	-13	0	--

Passing	Att	Cmp	Yds	TD	Int	Lg
Matt Grothe	35	18	219	1	2	27
Grant Gregory	11	6	39	1	2	11
Anthony Severino	1	0	0	0	0	0

Receiving	No	Yds	TD	Lg
Taurus Johnson	4	51	1	21
Jessie Hester	4	41	0	16
Marcus Edwards	3	30	0	14
Cedric Hill	3	28	0	18
A.J. Love	3	23	1	11
Benjamin Williams	2	-1	0	3
Dontavia Bogan	1	27	0	27
Quincy Okolie	1	19	0	19
Amarri Jackson	1	9	0	9
Courtney Denson	1	6	0	6
Aston Samuels	1	3	0	3

Punting	No	Yds	Avg	Lg
Delbert Alvarado	6	265	44.2	52

Punt Returns	No	Yds	Lg
Marcus Edwards	2	24	14

Kickoff Returns	No	Yds	Lg
Taurus Johnson	2	53	29

### Defensive Leaders

Unassisted Tackles: 9-McKenzie, Assisted Tackles: 1-Six players, Total Tackles: 10-McKenzie, Sacks: 1-Clebert, Interceptions: None

## Oregon

Rushing	Att	Yds	TD	Lg
Johnathan Stewart	23	253	1	71
Andre Crenshaw	8	52	0	27
Cody Kempt	2	23	0	17
Jeffrey Maehl	1	20	0	20
Justin Roper	3	10	0	11
Andiel Brown	2	2	0	2
Remene Alson	2	1	0	1
Ed Dickson	1	0	0	0

Passing	Att	Cmp	Yds	TD	Int	Lg
Justin Roper	30	17	180	4	0	29

Receiving	No	Yds	TD	Lg
Jason Williams	4	40	1	14
Garren Strong	3	36	1	17
Jeffrey Maehl	3	2	0	3
Jonathan Stewart	2	29	1	21
Ed Dickson	2	16	1	15
Derrick Jones	1	29	0	29
Aaron Pflugrad	1	23	0	23
Andre Crenshaw	1	5	0	5

Punting	No	Yds	Avg	Lg
Josh Syria	4	190	47.5	54

Punt Returns	No	Yds	Lg
Jaius Byrd	1	26	26

Kickoff Returns	No	Yds	Lg
Derrick Jones	2	62	41
Patrick Chung	1	27	27

### Defensive Leaders

Unassisted Tackles: 7-Jaius Byrd, Assisted Tackles: 2 - Jerome Byrd, Total Tackles: 8-Ja. Byrd, Je. Byrd, Sacks: 1- Three plays, Interceptions: 2-Ja. Byrd.





## SCORING BY QUARTERS

	1	2	3	4	F
Memphis	7	7	0	0	14
USF	14	10	10	7	41

Attendance: 25,205 Time: 3:35

### First Quarter

USF - Johnson 26 yd pass from Grothe (Bonani kick). Time: 11:05.

Drive 3 Plays, 43 yards, 1:02 .

(USF 7, Memphis 0)

USF - Williams 3 yd run (Bonani Kick). Time: 4:28,

Drive: 6 Plays, 57 yards, 2:28.

(USF 14, Memphis 0)

Memphis - Hall 2 yd run( Reagan Kick), Time 2:09,

Drive: 6 Plays, 73 yards, 2:19,

(USF 14, Memphis 7)

### Second Quarter

USF - Bonani 23 yd field goal. Time: 11:18.

Drive: 14 plays, 63 yards, 3:55.

(USF 17, Memphis 7).

USF- Busbee 13 yd pass from Grothe. (Bonani Kick), Time 4:15,

Drive: 13 plays, 77 yards, 5:24

(USF 24, Memphis 7)

Memphis - Calhoun 2 yd pass from Hall. (Reagan Kick) Time: 00:08.

Drive: 15 plays, 79 yards, 4:07.

(USF 24, Memphis 14).

### Third Quarter

USF - Bonani 37 yd field goal). Time: 8:36.

Drive: 10 plays, 49 yards, 4:39.

(USF 27, Memphis 14).

USF- Bogan 24 yd pass from Grothe (Bonani Kick). Time 1:50,

Drive: 8 plays, 71 yards, 4:47.

(USF 34, Memphis 14)

### Fourth Quarter

USF - Plancher 3 yd run (Bonani Kick). Time: 12:40.

Drive: 9 Plays, 53 yards, 3:37.

(USF 41, Memphis 14)

Team Statistics	Memphis	USF
First Downs	15	29
Rushes-Yards	30-60	49-232
Passing Yards	172	264
Comp-Att-Int	18-35-0	20-30-0
Total Yards	238	496
Punts-Avg.	4-42.1	4-45.5
Punt Returns	0-0	0-0
Kickoff Returns	8-137	2-59
Interception Returns	0-0	2-8
Penalties-Yards	3-25	3-25
Fumbles-Lost	0-0	1-1
Sacks By	3-23	1-6
3d Down Conversions	5-15	7-13
4th Down Conversions	0-2	0-1
Time of Possession	25:16	34:44



## BOWL HISTORY

### 2008: USF 45, MEMPHIS 14 2008 MAGICJACK ST. PETERSBURG BOWL

TROPICANA FIELD • ST. PETERSBURG, FLA.

DECEMBER 20, 2008 • 3:30 PM • ESPN2

USF 8-5 • MEMPHIS 6-7

ST. PETERSBURG (AP) -- For anyone who thought it might be difficult for Matt Grothe and South Florida to get excited about playing what amounted to an extra home game, the Bulls and their dual-threat quarterback answered with a dominating performance in the first St. Petersburg Bowl. Grothe moved ahead of West Virginia's Pat White as the Big East's career total offense leader, throwing for 236 yards and three touchdowns to on the way to a 41-14 victory over Memphis on Saturday. Grothe and White, a senior who will finish his season in the Meineke Bowl on Dec. 27, are the only players in league history to amass more than 10,000 yards total offense. White has 10,142 in 49 games, and Grothe, who also rushed for 82 yards on 15 carries Saturday, finished the night with 10,214 in 39 games. USF (8-5) scored on four of its first five possessions to build a 24-14 halftime lead, forcing Memphis (6-7) to play catch-up and essentially taking 1,000-yard rusher Curtis Steele out of the Tigers' game plan. Memphis' Arkelon Hall threw for one TD and ran for another. But Steele was held to 48 yards rushing on 12 attempts by a stout run defense determined to redeem itself this postseason after giving up 253 yards to Oregon's Jonathan Stewart during a lopsided loss in last year's Sun Bowl. Grothe threw TD passes of 26 yards to Taurus Johnson, 13 to Ben Busbee and 24 to Dontavia Bogan before being replaced by Grant Gregory with USF leading 34-14 late in the third quarter. Hall was 15-of-30 for 154 yards and no interceptions for Memphis, with much of that coming on a swing pass that Steele turned into a 50-yard gain early in the second half. He ran 3 yards for a first-quarter touchdown, then threw 2 yards to Duke Calhoun for the Tigers' other TD just before halftime. It was the first meeting between the former Conference USA rivals since USF left that league for the Big East in 2005. The teams split four games between 2001 and 2004, and Memphis relished the challenge of facing an opponent from a BCS conference for the first time in five bowl appearances under coach Tommy West. The Tigers, who won six of nine games to become bowl eligible after an 0-3 start, viewed Saturday as an opportunity to gauge how much they've progressed toward a goal of having a BCS-caliber program. On this day, they were nowhere close to a South Florida team that began the season with high expectations after being ranked as high as No. 2 in 2007. The Bulls won their first five before stumbling badly in the Big East and winding up in a bowl game just 32 miles from USF's main campus in Tampa. Downtown St. Petersburg is close enough that coach Jim Leavitt and his players bused from the team hotel back to campus for practice all week, truly making it seem like an extra home game rather than a bowl trip. The announced crowd at Tropicana Field, the domed home of baseball's Tampa Bay Rays, was 25,202.

## USF

Rushing	Att	Yds	TD	Lg
Matt Grothe	9	64	0	19
Mike Ford	14	62	0	14
Mo Placher	7	31	1	11
Jamar Taylor	4	30	0	29
Grant Gregory	6	21	0	10
Ben Williams	6	18	1	9
Taurus Johnson	1	11	0	11
A.J Love	1	5	0	5
Team	1	-1	0	0

Passing	Att	Cmp	Yds	TD	Int	Lg
Matt Grothe	34	17	236	3	0	26

Receiving	No	Yds	TD	Lg
Carlton Mitchell	4	60	0	19
Taurus Johnson	4	40	1	26
Dontavia Bogan	3	51	1	30
Ben Busbee	2	34	1	21
Ben Williams	2	21	0	12
Jessie Hester	1	22	0	22
Matt Grothe	1	14	0	14
Cedric Hill	1	11	0	11
Marcus Edwards	1	8	0	8
Patrick Richardson	1	3	0	3

Punting	No	Yds	Avg	Lg
Matt Grothe	1	29	29.0	29
Delbert Alvarado	1	43	43.0	43

Punt Returns	No	Yds	Lg
Marcus Edwards	3	15	16
Theo Wilson	2	13	1

Kickoff Returns	No	Yds	Lg
Dontavia Bogan	2	71	56

### Defensive Leaders

Unassisted Tackles: 6 - Tyrone McKenzie, Jerrell Young, Assisted Tackles: 5 - Tyrone McKenzie, Total Tackles: 11 - Tyrone McKenzie, Sacks: .5 - Patrick Hampton, David Bedford, Interceptions: None

## Memphis

Rushing	Att	Yds	TD	Lg
Curtis Steele	12	48	0	13
Brandon Ross	7	11	0	6
Arkelon Hall	3	6	1	0
E. Williams	1	2	0	2
C. Robinzine	1	1	0	1
Charlie Jones	2	1	0	2
Brett Toney	4	-3	0	4

Passing	Att	Cmp	Yds	TD	Int	Lg
Arkelon Hall	31	15	154	1	0	49
Brett Toney	3	3	18	0	0	11
Steven Black	1	0	0	0	0	14

Receiving	No	Yds	TD	Lg
Duke Calhoun	6	39	1	11
Steven Black	4	23	0	9
Deven Onarheim	3	15	0	11
Carlos Singleton	2	32	0	21
Curtis Steele	1	49	0	49

Punting	No	Yds	Avg	Lg
B Sutherland	8	337	42.1	56

Punt Returns	No	Yds	Lg
None			

Kickoff Returns	No	Yds	Lg
D.A. Griffin	6	107	25
M Grandberry	2	30	18

### Defensive Leaders

Unassisted Tackles: 5 - Three Players, Assisted Tackles: 4 - B. Patterson, Total Tackles: 8 - B. Patterson Sacks: 1 -Three Players, Interceptions: None

# USF FOOTBALL RECORDS



## SCORING BY QUARTERS

	1	2	3	4	F
USF	3	0	10	14	27
NIU	0	3	0	0	3

Attendance: 22,185 Time: 3:11

### First Quarter

USF - Schwartz 39-yd field goal,  
Drive: 6 plays, 27 yards, 2:39  
(USF 3, NIU 0)

### Second Quarter

NIU - Salerno 21-yd field goal,  
Drive: 11 plays, 69 yards, 3:55  
(USF 3, NIU 3)

### Third Quarter

USF - Schwartz 19-yd field goal,  
Drive: 9 plays, 71 yards, 4:19  
(USF 6, NIU 3)  
USF - Love 46-yd pass from Daniels,  
Drive: 8 plays, 81 yards, 3:03  
(USF 13, NIU 3)

### Fourth Quarter

USF - Love 7-yd pass from Daniels,  
Drive: 7 plays, 52 yards, 3:49  
(USF 20, NIU 3)  
USF - Ford 24-yard run,  
Drive: 1 plays, 24 yards, 0:08  
(USF 27, NIU 3)

Team Statistics	USF	NIU
First Downs	19	11
Rushes-Yards	40-189	31-108
Passing Yards	217	130
Comp-Att-Int	14-22-0	12-26-1
Total Yards	406	238
Punts-Avg.	5-37	6-38.8
Punt Returns	1-3	0-0
Kickoff Returns	2-45	6-140
Interception Returns	1-23	0-0
Penalties-Yards	4-28	3-33
Fumbles-Lost	3-1	2-1
Sacks By	1-4	5-44
3rd Down Conversions	7/15	3/13
4th Down Conversions	0/0	0/2
Time of Possession	32:44	27:10



## BOWL HISTORY

### 2009: USF 27, N. ILLINOIS 3 2009 INTERNATIONAL BOWL

ROGERS CENTRE • TORONTO, CANADA

JANUARY 2, 2010 • NOON • ESPN2

USF 8-5 • NIU 7-6

TORONTO (AP) - Mike Ford played the best game of his career in just two quarters. Ford ran for a career-high 207 yards and scored one touchdown. B.J. Daniels threw two scoring passes to A.J. Love, and South Florida beat Northern Illinois, 27-3, in Saturday's International Bowl. Ford had just one carry in the first half, an 18-yard gain in the second quarter. He broke out in the third, rushing 12 times for 106 yards, then capped his day with a 24-yard touchdown run in the fourth. "I thought it was extraordinary the way our team changed at halftime, especially our offense," South Florida coach Jim Leavitt said. "I told our offensive coaches that we really need to put the ball into Mike Ford's hands, similar to what we did (in a Dec. 5 loss at) UConn, and let's see if we can take a little pressure off B.J. and then work the play-action game off Mike's runs." Ford set the tone for his big second half by breaking off a 36-yard run, his longest of the day, three plays after the break. "There was one guy, that poor soul, Mike went right through him," Leavitt said. "I go, 'My goodness, that was a pretty good run.' Mike's so strong. He's just so big and strong and he has good feet." Ford had holes to choose from as fatigue slowed Northern Illinois' defense in the second half. "It was like a kid in the candy shop: Which way do you want to go?" Ford said. It's the third straight year a Big East running back has topped 200 yards in the International Bowl. Ray Rice of Rutgers turned pro after rushing for a game-record 280 yards and four touchdowns in 2007, while Connecticut's Donald Brown ran for 261 yards in last year's game. Carlton Mitchell caught six passes for 94 yards for the Bulls, who won back-to-back bowls for the first time. South Florida beat Memphis 41-14 in last year's St. Petersburg Bowl, part of a streak of five straight bowl appearances. "It's very exciting to see where we are right now and see where we could possibly be," said Daniels, a freshman. "We have a lot of young talent and a lot of guys coming back." Daniels threw for 217 yards but was sacked five times. South Florida scored 24 unanswered points in the second half after the teams traded field goals in a dreary first half. Making consecutive postseason appearances for the first time, the Huskies lost their third straight bowl and extended the Mid-American Conference's bowl game losing streak to 14 games. "Momentum kind of got away from us in the second half and we kind of got worn down a little bit," Huskies coach Jerry Kill said. Northern Illinois running back Chad Spann called South Florida "probably the fastest team we've seen all season." "They were tremendously fast," Spann said, "We've been trying to preach these last couple of weeks that we've got to get everything north and south because they're very fast east and west. As plays broke down, you'd think the bounce (to the outside) would be there but there'd be a guy right there to swallow me up." Spann carried 20 times for 93 yards, giving him 1,038 for the season. Big East teams have defeated their Mid-American Conference opponents in all four International Bowls, the only bowl game played outside the United States. Cincinnati beat Western Michigan in the inaugural game in 2007, followed by victories for Rutgers over Ball State in 2008 and Connecticut over Buffalo in 2009. The Bulls took the lead for good on the opening drive of the third quarter. Ford's 36-yard run set up Daniels' 31-yard pass to Mitchell, who shook off a tackle and raced down the sideline to the 6. It was a record-setting catch for Mitchell, giving him 680 yards on the season and breaking Hugh Smith's school mark of 661 set in 2002. The Bulls couldn't punch it in, but went ahead on Eric Schwartz's 19-yard field goal. Daniels hooked up with Love for the game's first touchdown on the Bulls' next possession, rolling to the outside before firing a 46-yard strike off his back foot and capping an eight-play, 81-yard drive. "B.J. was moving all over the place, which he usually does, and then found A.J. off to the right side," Leavitt said. "The catch he made was great." Cornerback Jerome Murphy picked off Huskies quarterback Chandler Harnish on the next possession, giving South Florida the ball at its 48. Ford carried five times to get the Bulls to the 7, where, on the first play of the fourth quarter, Daniels connected with Love again, making it 20-3.

NIU						
<b>Rushing</b>	Att	Yds	TD	Lg		
Chad Spann	20	93	0	37		
Justin Anderson	2	14	0	14		
Nathan Palmer	2	4	0	2		
DeMarcus Grady	2	0	0	6		
Chand Harnish	5	-3	0	6		
<b>Passing</b>	Att	Cmp	Yds	TD	Int	Lg
Chand Harnish	25	12	130	0	1	19
DeMarcus Grady	1	0	0	0	0	0
<b>Receiving</b>	No	Yds	TD	Lg		
Marcus Lewis	4	38	0	12		
Chad Spann	3	30	0	14		
Ree Cunningham	2	25	0	19		
Martel Moore	1	18	0	18		
Nathan Palmer	1	12	0	12		
Landon Cox	1	7	0	7		
<b>Punting</b>	No	Yds	Avg	Lg		
Mike Salerno	4	165	41.2	45		
Josh Wilber	2	68	34	35		
<b>Punt Returns</b>	No	Yds	Lg			
None						
<b>Kickoff Returns</b>	No	Yds	Lg			
Tommy Davis	5	126	28			
Ricky Crider	1	14	14			

### Defensive Leaders

Unassisted Tackles: 6 - Tracy Wilson, Assisted Tackles: 3- Four Players, Total Tackles: 8 - Chris Smith, Sacks: 1 - Five Players, Interceptions: None.

USF						
<b>Rushing</b>	Att	Yds	TD	Lg		
Mike Ford	20	207	1	36		
Mo Plancher	5	11	0	12		
Richard Kelly	1	0	0	0		
Lindsey Lamar	3	-3	0	1		
B.J. Daniels	11	-26	0	13		
<b>Passing</b>	Att	Cmp	Yds	TD	Int	Lg
B.J. Daniels	22	14	217	2	0	46
<b>Receiving</b>	No	Yds	TD	Lg		
Carlton Mitchell	6	94	0	31		
A.J. Love	3	56	2	46		
Jessie Hester	2	30	0	15		
Sterling Griffin	1	15	0	15		
Theo Wilson	1	13	0	13		
Evan Landi	1	9	0	9		
<b>Punting</b>	No	Yds	Avg	Lg		
Delbert Alvarado	5	185	37.0	44		
<b>Punt Returns</b>	No	Yds	Lg			
Faron Hornes	1	-3	0			
<b>Kickoff Returns</b>	No	Yds	Lg			
Dontavia Bogan	1	24	24			
Jerome Murphy	1	21	21			

### Defensive Leaders

Unassisted Tackles: 4 - Nate Allen, Assisted Tackles: 6 - Kion Wilson, Total Tackles: 7 - Kion Wilson, Sacks: 1 - Jason Pierre-Paul, Interceptions: 1 - Jerome Murphy



# USF FOOTBALL RECORDS

2017 USF FOOTBALL



## SCORING BY QUARTERS

	1	2	3	4	F
USF	7	10	7	7	31
Clemson	3	10	0	13	26

Attendance: 41,122 Time: 3:21

### First Quarter

Clemson - Catanzaro 27-yd field goal,  
Drive: 7 plays, 25 yards, 3:16  
(Clemson 3, USF 0)  
USF - Murray 25-yd pass from Daniels  
Drive: 6 plays, 82 yards, 2:25  
(USF 7, Clemson 3)

### Second Quarter

USF - Bogan 15 yd pass from Daniels,  
Drive: 9 plays, 64 yards, 4:15  
(USF 17, Clemson 3)  
USF - Bonani 27-yd field goal,  
Drive: 4 plays, 1 yard, 1:41  
(USF 10, Clemson 3)  
Clemson - Catanzaro 44 yd field goal,  
Drive: 8 plays, 48 yards, 3:17  
(USF 17, Clemson 6)  
Clemson - Harper 1-yd run,  
Drive: 7 plays, 43 yards, :50  
(USF 17, Clemson 13)

### Third Quarter

USF - Plancher 2-yd run,  
Drive: 13 plays, 99 yards, 5:05  
(USF 24, Clemson 13)

### Fourth Quarter

USF - Daniels 8-yd. run, 2 plays,  
Drive: 5 yards, :48  
(USF 31, Clemson 13)  
Clemson - Ford 6-yd pass from Boyd,  
Drive: 7 plays, 59 yards, 1:59  
(USF 31, Clemson 19)  
Clemson - Ford 10-yd. pass from Boyd,  
Drive: 5 plays, 28 yards, 1:00  
(USF 31, Clemson 26)

### Team Statistics

	USF	CU
First Downs	18	17
Rushes-Yards	37-90	27-50
Passing Yards	189	246
Comp-Att-Int	20-28-1	24-41-2
Total Yards	279	296
Punts-Avg.	3-29.3	5-42.6
Punt Returns	2-38	0-0
Kickoff Returns	4-61	5-82
Interception Returns	2-93	1-0
Penalties-Yards	3-40	6-46
Fumbles-Lost	3-1	0-0
Sacks By	2-16	2-6
Third Down Conv.	9-14	5-16
Fourth Down Conv.	0-0	3-3
Time of Possession	30:25	29:35



## BOWL HISTORY

### 2010: USF 31, CLEMSON 26 2010 MEINEKE CAR CARE BOWL

BANK OF AMERICA STADIUM • CHARLOTTE, N.C.  
DEC. 31, 2010 • NOON • ESPN  
USF 8-5 • CLEMSON 6-7

CHARLOTTE. – B.J. Daniels threw two touchdown passes and ran for a third as South Florida finished Coach Skip Holtz's first season with a 31-26 victory over Clemson on Friday in the Meineke Car Care Bowl. Mo Plancher also ran for a score for the Bulls (8-5), who took control after Tigers quarterback Kyle Parker left at halftime with broken ribs. USF secured its fifth-straight eight-win season and earned its first bowl win over a team from a BCS automatic-qualifying league. Parker's final football game before embarking on a baseball career ended abruptly when he broke ribs when tackled near the goal line at the end of the second quarter. Backup Tajh Boyd was picked off by JaQuez Jenkins on the first play of the fourth. His 48-yard return set up Daniels' 8-yard TD run to make it 31-13 and gave the Tigers (6-7) their first losing season in 11 years. It was a triumphant return to North Carolina for Holtz, who left East Carolina in January to take over at USF. After a slow start, the Bulls finished with wins in five of their last seven games and gave the BIG EAST a 3-1 bowl record. Holtz had insisted all week he'd split the snaps at quarterback between Daniels, who had missed the regular-season finale against Connecticut with a thigh injury, and freshman walk-on Bobby Eveld. But a steady Daniels didn't need to share the offense, completing 20 of 27 passes for 189 yards and an interception. He locked up the MVP award when he zigzagged for the decisive score when he faked a pitch on the option. It was a miserable end to a tough season for the Tigers, who were 2-0 before an overtime loss to No. 1 Auburn set off an avalanche of bad news and losses. It wasn't what Parker had in mind when the first-round pick forfeited \$800,000 from the Colorado Rockies to put off baseball for a year. After getting benched in the regular-season finale against South Carolina, he contemplated skipping the bowl game. Turned out, he was done at halftime after he completed 11 of 17 passes for 134 yards and an interception. He finished the year with 12 touchdowns and 11 interceptions. USF stormed to a 17-3 second-quarter lead behind Daniels' TD passes to Demetris Murray and Dontavia Bogan. The Bulls added a field goal following Quenton Washington's 45-yard interception return on Parker's poorly thrown pass toward the sideline. After a rough beginning, Parker led two scoring drives to end the first half, the second included him escaping a sack and finding Marquan Jones for 38 yards to the USF 2. He was apparently hurt on a 1-yard run before Jamie Harper punched it in from a yard out to make it 17-13 at halftime. Plancher's 2-yard TD run early in the third quarter gave South Florida a comfortable cushion again and the elusive Daniels was able to keep Clemson's stout defense at bay. Da'Quan Bowers, who came in with a nation-best 15.5 sacks, never got to Daniels and failed to set the school's single-season sacks record. Clemson, listless for most of the game, made a last-gasp effort. Boyd, who was 13-of-23 for 112 yards, threw a 6-yard touchdown pass to Brandon Ford with 1:47 left. The Tigers recovered the onside kick, quickly moved down the field and Boyd found Ford again for a 10-yard TD. But Clemson's second onside kick was touched by the Tigers about a yard short of the 10 it needed to travel and USF took over.

## CLEMSON

Rushing	Att	Yds	TD	Lg
Jamie Harper	20	34	1	10
Justin Parker	2	8	0	7
Michael Wade	1	8	0	8
Jaron Brown	1	-1	0	0

Passing	Att	Cmp	Yds	TD	Int	Lg
Tajh Boyd	23	13	112	2	1	14
Kyle Parker	17	11	134	0	1	38
TEAM	1	0	0	0	0	0
Jamie Harper	0	0	0	0	0	0

Receiving	No	Yds	TD	Lg
DeAndre Hopkins	9	105	0	31
Brandon Ford	4	45	2	16
Jaron Brown	4	21	0	14
Jamie Harper	4	20	0	7
Dwayne Allen	2	17	0	12
Marquan Jones	1	38	0	38

Punting	No	Yds	Avg	Lg
Dawson Zimmerman	4	175	43.8	49
TEAM	1	38	38.0	0

Punt Returns	No	Yds	Lg
N/A			

Kickoff Returns	No	Yds	Lg
Marcus Gilchrist	5	82	19

### Defensive Leaders

Unassisted Tackles: 9 - DeAndre McDaniel, Assisted Tackles: 3 - DeAndre McDaniel, Brandon Maye, Total Tackles: 12 - DeAndre McDaniel, Sacks: 1 - Andre Branch, Xavier Brewer, Interceptions: 1 - Byron Maxwell.

## USF

Rushing	Att	Yds	TD	Lg
Moise Plancher	14	50	1	18
Demetris Murray	8	25	0	9
B.J. Daniels	11	22	1	10

Passing	Att	Cmp	Yds	TD	Int	Lg
B.J. Daniels	27	20	189	2	1	25
Evan Landi	1	0	0	0	0	0

Receiving	No	Yds	TD	Lg
Lindsey Lamar	5	40	0	23
Demetris Murray	3	35	1	25
Kevin Gidrey	3	34	0	16
Evan Landi	2	36	0	19
Joel Miller	2	10	0	11
Moise Plancher	2	8	0	8
Dontavia Bogan	1	15	1	15
Faron Hornes	1	7	0	7
Stephen Bravo-Brown	1	4	0	4

Punting	No	Yds	Avg	Lg
Justin Brockhaus-Kann	3	88	29.3	30

Punt Returns	No	Yds	Lg
Terrence Mitchell	2	38	34

Kickoff Returns	No	Yds	Lg
Lamar Lindsey	4	61	19

### Defensive Leaders

Unassisted Tackles: 7 - DeDe Lattimore, Assisted Tackles: 2 - Four Players, Total Tackles: 9 - DeDe Lattimore, Sacks: 1 - Jon Lejiste, Interceptions: 1 - Quenton Washington

# USF FOOTBALL RECORDS



## BOWL HISTORY

**2015: #25 W. KENTUCKY 45, USF 35**  
**2015 MIAMI BEACH BOWL**

MARLINS PARK • MIAMI, FLA.

DEC. 21, 2015 • 2:30 • ESPN

USF 8-5 • WESTERN KENTUCKY 12-2

### SCORING BY QUARTERS

	1	2	3	4	F
WKU	0	10	28	7	45
USF	7	7	7	14	35

Attendance: 21,712 Time: 4:03

#### First Quarter

USF - Flowers 12yd run  
 Drive: 5 plays, 62 yards, 1:54  
 (USF 7, WKU 0)

#### Second Quarter

USF - Adams 34yd run  
 Drive: 5 plays, 47 yards, 2:03  
 (USF 14, WKU 0)

WKU - Wales 13yd run  
 Drive: 2 plays, 66 yards, 0:38  
 (USF 14, WKU 7)

WKU - Schwettman 39yd field goal  
 Drive: 7 plays, 34 yards, 1:06  
 (USF 14, WKU 10)

#### Third Quarter

WKU - Norris 69yd pass from Doughty  
 Drive: 3 plays, 75 yards, 0:40  
 (USF 14, WKU 17)

USF - McCants 34yd pass from Johnson  
 Drive: 8 plays, 92 yards, 2:51  
 (USF 21, WKU 24)

WKU - Fant 9yd run,  
 Drive: 7 plays, 69 yards, 2:59  
 (USF 21, WKU 31)

WKU - Dangerfield 26yd pass from Doughty  
 Drive: 1 play, 26 yards, 0:06  
 (USF 21, WKU 38)

#### Fourth Quarter

USF - Adams 53yd pass from Flowers  
 Drive: 2 plays, 82 yards, 0:12  
 (USF 28, WKU 38)

USF - Flowers 8yd run  
 Drive: 6 plays, 75 yards, 2:09  
 (USF 35, WKU 38)

WKU - Wales 42yd run  
 Drive: 2 plays, 64 yards, 0:49  
 (USF 35, WKU 45)

Team Statistics	WKU	USF
First Downs	27	28
Rushes-Yards	33-151	45-290
Passing Yards	461	307
Comp-Att-Int	32-46-2	15-34-0
Total Yards	612	597
Punts-Avg.	6-42.2	7-39.6
Punt Returns	2-37	3-2
Kickoff Returns	6-102	6-105
Interception Returns	0-0	2-36
Penalties-Yards	9-66	9-67
Fumbles-Lost	0-0	1-0
Sacks By	0-0	2-17
3rd Down Conversions	4-15	1-14
4th Down Conversions	2-3	3-4
Time of Possession	31:28	28:32

MIAMI. – Willie Taggart returned USF to a bowl game for the first time in five years only to face his alma mater in the game. WKU's Brandon Doughty threw for 461 yards and three touchdowns, and Western Kentucky overcame an early 14-point deficit to beat South Florida 45-35 in the Miami Beach Bowl on a Monday afternoon in Miami. Doughty, who was recruited to WKU by USF Coach Willie Taggart prior to his leaving the Hilltoppers for USF, finished the season with 5,055 yards, the 14th time in FBS history that a quarterback reached the 5,000 mark. He was probably even better than Taggart thought he would be when he signed him in 2010. Taggart was Doughty's coach for his first game and the opposing coach for his last, and his Bulls (8-5) nearly stole the show from Doughty with a pair of fourth-quarter touchdowns that got them to 38-35. But Anthony Wales' second touchdown of the day, a 42-yard scamper with 5:05 left, helped seal it for the Hilltoppers. Nicholas Norris hauled in touchdown passes of 69 and 55 yards in the third quarter for Western Kentucky, and Jared Dangerfield made a highlight-caliber 26-yard TD catch over three defenders to cap a 28-point third quarter for the Hilltoppers. Quinton Flowers rushed for two touchdowns and threw for another for USF, finishing with 273 yards passing and 108 more on the ground. Marlon Mack rushed for another 108, his USF record ninth 100-yard game of the season for the Bulls, who were in a bowl for the first time since 2010 and rewarded Taggart with a three-year extension through 2020 earlier in the day. USF lost for just the second time in its last nine games. The Bulls' 597 yards of offense was the program's most ever against an FBS opponent, topped only by 745 against Florida A&M in 2011. Down 14-0 before finally getting on the scoreboard on Wales' touchdown run, the Hilltoppers -- who put up 612 yards in a game that featured 1,209 yards of offense -- seemed poised to tie the game in the second quarter after driving to the South Florida 6. And then they punted. That's right, they punted, after having first-and-goal. The Hilltoppers had a 4th-and-goal from the 38. Doughty completed five consecutive passes for 69 yards on the drive, getting his team to the USF 6. A first-and-goal rush for no gain was followed by an unsportsmanlike conduct penalty, and then sacks of 7 and 10 yards on second and third down, and that led to the punt. WKU got a field goal as the half expired to pull to 14-10, and then Doughty found Norris for the first of their two long third-quarter touchdown connections to put the Hilltoppers on top for good. After D'Ernest Johnson connected with Tyre McCants on a halfback pass to get the Bulls within 24-21, Doughty helped WKU answer with a score -- throwing a key block on Nacarius Fant's 9-yard double-reverse scoring run late in the third. With USF still down 10 with 3 minutes left, Flowers overthrew A.J. Legree on fourth down from the Hilltoppers 39 and Western Kentucky could finally exhale.

WKU					
<b>Rushing</b>	Att	Yds	TD	Lg	
Anthony Wales	14	105	2	42	
D'Andre Ferby	13	46	0	8	
Nacarius Fant	1	9	1	9	
Antwane Grant	1	6	0	6	
Brandon Doughty	4	-15	0	2	
<b>Passing</b>	Att	Cmp	Yds	TD	Int
Brandon Doughty	32	44	461	3	2
Nacarius Fant	0	1	0	0	0
TEAM	0	1	0	0	0
<b>Receiving</b>	No	Yds	TD	Lg	
Taywan Taylor	7	104	0	53	
Antwane Grant	7	81	0	22	
Jared Dangerfield	6	92	1	28	
Nicholas Norris	5	120	2	69	
Anthony Wales	5	49	0	14	
Nacarius Fant	1	12	0	12	
Devin Scott	1	3	0	3	
<b>Punting</b>	No	Yds	Avg	Lg	
Jake Collins	6	253	42.2	58	
<b>Punt Returns</b>	No	Yds	Lg		
Nacarius Fant	2	37	37		
<b>Kickoff Returns</b>	No	Yds	Lg		
Kylen Towner	5	95	26		
Nacarius Fant	1	7	7		
<b>Defensive Leaders</b>	Total Tackles: 6, T.J. McCollum, Nick Holt & Dejon Brown				
<b>Sacks:</b> NA; <b>Tackles for Loss:</b> 2.0, Derik Overstreet; <b>Interceptions:</b> NA					

USF					
<b>Rushing</b>	Att	Yds	TD	Lg	
Marlon Mack	17	108	0	25	
Quinton Flowers	16	108	2	17	
Rodney Adams	5	45	1	34	
D'Ernest Johnson	2	17	0	11	
Darius Tice	5	12	0	3	
<b>Passing</b>	Att	Cmp	Yds	TD	Int
Quinton Flowers	14	32	273	1	0
D'Ernest Johnson	1	1	34	1	0
TEAM	0	1	0	0	0
<b>Receiving</b>	No	Yds	TD	Lg	
Rodney Adams	6	130	1	53	
Tyre McCants	3	88	1	41	
Elkanah Dillon	2	48	0	26	
Ryshene Bronson	2	30	0	22	
A.J. Legree	2	11	0	12	
<b>Punting</b>	No	Yds	Avg	Lg	
Brent Gordon	7	277	39.6	44	
<b>Punt Returns</b>	No	Yds	Lg		
Tajee Fullwood	3	2	3		
<b>Kickoff Returns</b>	No	Yds	Lg		
D'Ernest Johnson	5	97	27		
Rodney Adams	1	8	8		
<b>Defensive Leaders</b>	Total Tackles: 11, Auggie Sanchez; Sacks: 1 -Eric Lee & Johnny Ward; Tackles for Loss: 2.0, Khalid McGehee; Interceptions: 1 - Eric Lee & Nigel Harris				



# USF FOOTBALL RECORDS



## BOWL HISTORY

**2016: #22 USF 46, S. CAROLINA 39**  
**2016 BIRMINGHAM BOWL**

LEGION FIELD • BIRMINGHAM, ALA.

DEC. 29, 2016 • 2 P.M. • ESPN

USF 11-2 • SOUTH CAROLINA 6-7

BIRMINGHAM, ALA. – South Florida's Quinton Flowers says there were a lot of big-name college football programs that thought he could be a star player. As a running back. Or maybe as a safety. But Flowers knew he could be a great quarterback. And on Thursday in the Birmingham Bowl against a team from the Southeastern Conference, he proved it once again. Flowers ran for three touchdowns and threw for two more — including what proved to be the winner in overtime — to help No. 25 South Florida beat South Carolina, 46-39. South Florida (11-2) squandered a 39-21 lead in the second half, but recovered for its school-record 11th victory. Flowers threw a 25-yard touchdown pass on the first play of overtime, finding Elkanah Dillon in the end zone. South Carolina's overtime drive ended after Jake Bentley was sacked by Mike Love on fourth down. Bentley fumbled and Khalid McGee recovered to end the game. It was a sweet ending for a South Florida program that has had a lot of upheaval during December. Coach Willie Taggart left for Oregon after the regular season and former Texas coach Charlie Strong was hired a few days later. But the Bulls, who played Thursday under interim coach T.J. Weist, pushed aside the distractions and finished their season with another win. Flowers, who was selected the game's Most Valuable Player, completed 23 of 32 passes for 261 yards and ran for 105 yards on 21 carries. The Bulls controlled the game for most of the afternoon, but the Gamecocks rallied to tie it at 39 with 1:11 remaining on A.J. Turner's 1-yard touchdown run and a 2-point conversion. Bentley completed 32 of 43 passes for 390 yards, three touchdowns and two interceptions. Deebo Samuel caught 14 passes for 190 yards and a touchdown. South Carolina (6-7) was hurt by five turnovers, including a pick-six thrown by Bentley that Tajee Fullwood returned 47 yards.

### SCORING BY QUARTERS

	1	2	3	4	OT	F
USF	15	14	10	0	7	46
S. CAROLINA	0	14	10	15	0	39

Attendance: 31,229 Time: 4:40

#### First Quarter

USF - Flowers 4-yd run (Wilcox pass from Kean), 10:25

Drive: 7 plays, 46 yards (2:26) (USF 8, SC 0)

USF - Flowers 4-yd run, 4:26

Drive: 11 plays, 80 yards (4:09) (USF 15, SC 0)

#### Second Quarter

SC - Hurst 25-yd pass from Bentley, 14:02

Drive: 4 plays, 81 yards (1:14) (USF 15, SC 7)

USF - Flowers 1-yd run, 10:40

Drive: 10 plays, 77 yards (3:22) (USF 22, SC 7)

SC - Samuel 3-yd pass from Bentley, 1:12

Drive: 10 plays, 73 yards (4:26) (USF 22, SC 14)

USF - Johnson 37-yd pass from Flowers, 0:07

Drive: 8 plays, 68 yards (1:05) (USF 29, SC 14)

#### Third Quarter

SC - Samuel 4-yd run, 11:55

Drive: 8 plays, 65 yards (3:05) (USF 29, SC 21)

USF - Behr 21-yd field goal, 8:07

Drive: 11 plays, 60 yards (3:48) (USF 39, SC 21)

USF - Fullwood 47-yd INT return, 7:06

Drive: 4 plays, 2 yards (1:32) (USF 39, SC 21)

#### Fourth Quarter

SC - Edwards 9-yd pass from Bentley, 9:41

Drive: 9 plays, 77 yards (4:14) (USF 39, SC 31)

SC - Turner 1-yd run (Hurst pass from Bentley), 1:11

Drive: 3 plays, 2 yards (USF 39, SC 39)

#### Overtime

USF - Dillon 25-yd pass from Flowers

Drive: 1 play, 25 yards (USF 46, SC 39)

#### Team Statistics

	USF	SC
First Downs	24	27
Rushes-Yards	48-208	34-91
Passing Yards	261	390
Comp-Att-Int	23-32-1	32-43-2
Total Yards	469	481
Punts-Avg.	4-41.5	2-44.0
Punt Returns	1-2	3-48
Kickoff Returns	4-102	4-97
Interception Returns	2-68-1	1-0
Penalties-Yards	5-50	3-35
Fumbles-Lost	3-1	4-3
Sacks By	5-35	0-0
3rd Down Conversions	7-17	4-13
4th Down Conversions	2-3	2-4
Time of Possession	28:03	31:57

## USF

Rushing	Att	Yds	TD	Lg
Quinton Flowers	21	105	3	24
Marlon Mack	13	50	0	13
D'Ernest Johnson	11	27	0	11
Rodney Adams	3	26	0	18

Passing	Att	Cmp	Yds	TD	Int	Lg
Quinton Flowers	32	23	261	2	1	37

Receiving	No	Yds	TD	Lg
Rodney Adams	7	67	0	21
D'Ernest Johnson	6	95	1	37
Tyre McCants	4	25	0	9
Elkanah Dillon	2	35	1	25
Marlon Mack	2	12	0	7
Marquez Valdes-Scantling	1	14	0	14
Mitchell Wilcox	1	13	0	13

Punting	No	Yds	Avg	Lg
Jonathan Hernandez	4	166	41.5	51

Punt Returns	No	Yds	Lg
D'Ernest Johnson	1	2	2

Kickoff Returns	No	Yds	Lg
D'Ernest Johnson	3	96	46
Tajee Fullwood	1	6	6

#### Defensive Leaders

**Total Tackles:** 9 - Auggie Sanchez, Khalid McGee;  
**Sacks:** 2.0 - Bruce Hector; **Tackles for Loss:** 3.0 - Bruce Hector;  
**Interceptions:** 1 - Tajee Fullwood, Devin Abraham

## SOUTH CAROLINA

Rushing	Att	Yds	TD	Lg
Rico Dowdle	12	50	0	26
A.J. Turner	10	49	1	24
Deebo Samuel	1	4	1	4
TEAM	1	-3	0	0
Jake Bentley	10	-9	0	10

Passing	Att	Cmp	Yds	TD	Int	Lg
Jake Bentley	43	32	390	3	2	31

Receiving	No	Yds	TD	Lg
Deebo Samuel	14	190	1	28
Hayden Hurst	6	86	1	25
Bryan Edwards	6	71	1	31
A.J. Turner	3	23	0	14
Rico Dowdle	1	8	0	8
K.C. Crosby	1	7	0	7
Korey Banks	1	5	0	5

Punting	No	Yds	Avg	Lg
Michael Almond	2	88	44.0	48

Punt Returns	No	Yds	Lg
Chris Lammons	3	48	39

Kickoff Returns	No	Yds	Lg
Deebo Samuel	4	97	37

#### Defensive Leaders

**Total Tackles:** 7 - Chris Lammons, D.J. Smith, T.J. Holloman;  
**Sacks:** None; **Tackles for Loss:** 1.0 - Dante Sawyer, Jonathan Walton,  
 Marquavius Lewis; **Interceptions:** 1 - B. Allen-Williams

USF'S RECORD WHEN...

USF NIGHT GAMES

147 Game: 89-58 (60.5%)

(local starting time of 6 p.m. or later)

Date	Opponent	Site	Result
Sept. 6, 1997	Kentucky Wesleyan	H	W 80-3
Sept. 13, 1997	Citadel	A	L 7-10
Sept. 20, 1997	Drake	H	L 22-23
Sept. 27, 1997	Western Kentucky	A	L 3-31
Oct. 4, 1997	Morehead State	H	W 33-17
Oct. 11, 1997	Elon	A	L 13-41
Oct. 18, 1997	Southern Illinois	H	L 10-23
Nov. 1, 1997	Charleston Southern	H	W 24-6
Nov. 15, 1997	Georgia Southern	H	L 23-24
Nov. 22, 1997	Davison	H	W 48-3
Sept. 5, 1998	Slippery Rock	H	W 39-10
Sept. 12, 1998	Valparaiso	H	W 51-0
Sept. 19, 1998	Liberty	A	W 24-21
Oct. 3, 1998	Citadel	H	W 45-6
Oct. 10, 1998	Elon	H	W 35-7
Oct. 17, 1998	Western Kentucky	H	L 24-31
Nov. 7, 1998	Cumberland	H	W 60-3
Nov. 21, 1998	Morehead State	H	W 38-22
Sept. 4, 1999	San Diego State	A	L 12-41
Sept. 11, 1999	Southwest Texas St	H	W 17-10
Sept. 18, 1999	Western Kentucky	A	W 21-6
Sept. 25, 1999	Troy State	A	L 24-41
Oct. 2, 1999	Southern Illinois	H	W 21-14
Oct. 9, 1999	Liberty	H	W 28-0
Oct. 16, 1999	Illinois State	H	W 14-13
Oct. 23, 1999	New Hampshire	H	W 42-41
Nov. 6, 1999	New Haven	H	W 41-27
Nov. 13, 1999	Hofstra	H	L 23-42
Sept. 2, 2000	Jacksonville State	H	W 40-0
Sept. 16, 2000	James Madison	H	W 26-7
Sept. 23, 2000	Baylor	A	L 13-28
Sept. 30, 2000	Troy State	H	W 20-10
Oct. 7, 2000	Southern Miss	A	L 7-41
Oct. 21, 2000	Liberty	H	W 44-6
Nov. 4, 2000	Western Kentucky	H	W 30-24
Aug. 30, 2001	Northern Illinois	A	L 17-20
Sept. 22, 2001	Memphis	A	L 9-17
Sept. 29, 2001	North Texas	H	W 28-10
Oct. 6, 2001	Utah	A	L 21-52
Oct. 13, 2001	Connecticut	H	W 40-21
Oct. 20, 2001	Southern Utah	H	W 42-12
Oct. 27, 2001	Liberty	H	W 68-37
Nov. 3, 2001	Houston	H	W 45-6
Nov. 10, 2001	Western Illinois	H	W 48-17
Nov. 24, 2001	Utah State	H	W 34-13
Aug. 29, 2002	Florida Atlantic	H	W 51-10
Sept. 7, 2002	Northern Illinois	H	W 37-6
Sept. 14, 2002	Arkansas	A	L 3-42
Sept. 28, 2002	Oklahoma	A	L 14-31
Oct. 5, 2002	North Texas	A	W 24-17
Oct. 12, 2002	Southern Mississippi	H	W 16-13
Nov. 2, 2002	Charleston Southern	H	W 56-6
Nov. 9, 2002	Memphis	H	W 31-28
Nov. 16, 2002	Bowling Green	H	W 29-7
Sept. 6, 2003	Nicholls State	H	W 27-17
Oct. 4, 2003	Louisville	H	W 31-28 (OT)
Oct. 10, 2003	TCU	H	L 10-13
Oct. 18, 2003	Charleston Southern	H	W 55-7
Oct. 31, 2003	Cincinnati	H	W 24-17 (OT)
Nov. 22, 2003	UAB	H	L 19-22
Sept. 11, 2004	Tennessee Tech	H	W 21-7
Sept. 18, 2004	South Carolina	A	L 3-34
Sept. 25, 2004	TCU	A	W 45-44 (2OT)
Oct. 2, 2004	Southern Miss	H	L 20-27
Oct. 16, 2004	Army	H	L 35-42
Oct. 22, 2004	Louisville	A	L 9-41
Nov. 3, 2004	UAB	A	W 45-20
Nov. 10, 2004	East Carolina	H	W 41-17
Sept. 10, 2005	Florida A&M	H	W 37-3
Sept. 17, 2005	UCF	H	W 31-14
Sept. 24, 2005	Louisville	H	W 45-14
Oct. 1, 2005	Miami	A	L 7-27
Dec. 3, 2005	West Virginia	H	L 13-28
Sept. 2, 2006	McNeese State	H	W 41-10
Sept. 9, 2006	Florida International	H	W 21-20
Sept. 23, 2006	Kansas	A	L 7-13
Sept. 29, 2006	Rutgers	H	W 20-22
Oct. 7, 2006	Connecticut	H	W 38-16
Oct. 22, 2006	Cincinnati	A	L 6-23
Nov. 28, 2006	Louisville	A	L 8-31
Sept. 1, 2007	Elon	H	W 28-13
Sept. 8, 2007	Auburn	A	W 26-23
Sept. 28, 2007	West Virginia	H	W 21-13

Oct. 18, 2007	Rutgers	A	L 27-30
Nov. 17, 2007	Louisville	H	W 55-17
Aug. 30, 2008	UT-Martin	H	W 56-7
Sept. 6, 2008	UCF	A	W 31-24 (OT)
Sept. 12, 2008	Kansas	H	W 37-34
Sept. 27, 2008	NC State	A	W 41-10
Oct. 2, 2008	Pittsburgh	H	L 21-26
Oct. 25, 2008	Louisville	A	L 20-24
Oct. 30, 2008	Cincinnati	A	L 10-24
Nov. 23, 2008	UConn	H	W 17-13
Dec. 6, 2008	West Virginia	A	L 7-13
Dec. 20, 2008	Memphis	N	W 41-10
Sept. 5, 2009	Wofford	H	W 40-7
Sept. 12, 2009	Western Kentucky	A	W 35-13
Sept. 19, 2009	Charleston Southern	H	W 59-0
Oct. 15, 2009	Cincinnati	H	L 17-34
Oct. 30, 2009	West Virginia	H	W 30-19
Nov. 12, 2009	Rutgers	A	L 0-31
Dec. 5, 2009	UConn	A	L 29-31
Sept. 4, 2010	Stony Brook	H	W 59-14
Sept. 26, 2010	Western Kentucky	H	W 24-12
Oct. 2, 2010	FAU	H	W 31-3
Oct. 14, 2010	West Virginia	A	L 6-20
Oct. 22, 2010	Cincinnati	A	W 38-30
Nov. 3, 2010	Rutgers	H	W 28-27
Dec. 4, 2010	UConn	H	L 16-19
Sept. 10, 2011	Ball State	H	W 37-7
Sept. 17, 2011	Florida A&M	H	W 70-17
Sept. 24, 2011	UTEP	H	W 54-24
Sept. 29, 2011	Pittsburgh	A	L 17-44
Nov. 5, 2011	Rutgers	A	L 17-20
Nov. 11, 2011	Syracuse	A	W 37-17
Dec. 1, 2011	West Virginia	H	L 27-30
Sept. 1, 2012	Chattanooga	H	W 34-13
Sept. 13, 2012	Rutgers	H	L 13-23
Sept. 29, 2012	Florida State	H	L 17-30
Oct. 27, 2012	Syracuse	H	L 36-37
Nov. 3, 2012	UConn	H	W 13-6
Nov. 23, 2012	Cincinnati	A	L 10-27
Dec. 1, 2012	Pittsburgh	H	L 3-27
Aug. 31, 2013	McNeese State	H	L 21-53
Sept. 14, 2013	Florida Atlantic	H	L 10-28
Oct. 5, 2013	Cincinnati	H	W 26-20
Oct. 31, 2013	Houston	A	L 23-35
Nov. 16, 2013	Memphis	H	L 10-23
Nov. 29, 2013	UCF	A	L 20-23
Dec. 7, 2013	Rutgers	A	L 6-31
Aug. 30, 2014	W. Carolina	H	W 36-31
Sept. 19, 2014	UConn	H	W 17-14
Oct. 11, 2014	East Carolina	H	L 17-28
Oct. 24, 2014	Cincinnati	A	L 17-34
Nov. 15, 2014	SMU	A	W 14-13
Sept. 5, 2015	Florida A&M	H	W 51-3
Oct. 2, 2015	Memphis	H	L 17-24
Nov. 7, 2015	East Carolina	A	W 22-17
Nov. 14, 2015	Temple	H	W 44-23
Nov. 20, 2015	Cincinnati	H	W 65-27
Nov. 26, 2015	UCF	A	W 44-3
Sept. 3, 2016	Towson	H	W 56-20
Sept. 10, 2016	Northern Illinois	H	W 48-17
Oct. 1, 2016	Cincinnati	A	W 45-20
Oct. 15, 2016	UConn	H	W 42-27
Oct. 21, 2016	Temple	A	L 30-46
Oct. 28, 2016	Navy	H	W 52-45
Nov. 12, 2016	Memphis	H	W 49-42
Nov. 19, 2016	SMU	A	W 35-27

USF DAY GAMES

88 Games: 44-44 (50.0%)

Date	Opponent	Site	Result
Nov. 8, 1997	Cumberland (TN)	A	W 44-0
Oct. 24, 1998	Hofstra	A	L 30-50
Oct. 31, 1998	Charleston Southern	A	W 24-0
Nov. 14, 1998	Georgia Southern	A	L 23-28
Oct. 30, 1999	James Madison	A	L 3-13
Sept. 9, 2000	Kentucky	A	L 9-27
Oct. 28, 2000	Connecticut	A	W 21-13
Nov. 11, 2000	Middle Tennessee	A	L 9-45
Nov. 18, 2000	Austin Peay	H	W 59-0
Sept. 8, 2001	Pittsburgh	A	W 35-26
Oct. 19, 2002	East Carolina	A	W 46-30
Nov. 23, 2002	Houston	A	W 32-14
Aug. 30, 2003	Alabama	A	L 17-40
Sept. 27, 2003	Army	A	W 28-0
Oct. 25, 2003	Southern Mississippi	A	L 6-27

Nov. 8, 2003	East Carolina	A	W 38-37 (2OT)
Nov. 29, 2003	Memphis	A	W 21-16
Nov. 20, 2004	Cincinnati	A	L 23-45
Nov. 27, 2004	Memphis	H	L 15-31
Dec. 4, 2004	Pittsburgh	H	L 14-43
Sept. 3, 2005	Penn State	A	L 13-23
Oct. 15, 2005	Pittsburgh	A	L 17-31
Nov. 5, 2005	Rutgers	A	W 45-31
Nov. 12, 2005	Syracuse	A	W 27-0
Nov. 19, 2005	Cincinnati	H	W 31-16
Nov. 26, 2005	Connecticut	A	L 10-15
Dec. 31, 2005	NC State*	N	L 0-14
Sept. 16, 2006	UCF	A	W 24-17
Oct. 14, 2006	North Carolina	A	W 37-20
Nov. 4, 2006	Pittsburgh	H	W 22-12
Nov. 11, 2006	Syracuse	H	W 27-10
Nov. 25, 2006	West Virginia	A	W 24-19
Dec. 23, 2006	East Carolina*	N	W 24-7
Sept. 22, 2007	North Carolina	H	W 26-23
Oct. 6, 2007	FAU	A	W 35-23
Oct. 13, 2007	UCF	H	W 64-12
Oct. 27, 2007	Connecticut	A	L 15-22
Nov. 3, 2007	Cincinnati	H	L 33-38
Nov. 10, 2007	Syracuse	A	W 41-10
Nov. 24, 2007	Pittsburgh	A	W 48-37
Dec. 31, 2007	Oregon %	N	L 21-56
Sept. 20, 2008	FIU	A	W 17-9
Oct. 18, 2008	Syracuse	H	W 45-13
Nov. 15, 2008	Rutgers	H	L 16-49
Sept. 26, 2009	Florida State	A	W 17-7
Oct. 3, 2009	Syracuse	A	W 34-20
Oct. 24, 2009	Pittsburgh	A	L 14-41
Nov. 21, 2009	Louisville	H	W 34-22
Nov. 28, 2009	Miami	H	L 10-31
Jan. 2, 2010	Northern Illinois @	N	W 27-3
Sept. 11, 2010	Florida	A	L 14-38
Oct. 9, 2010	Syracuse	H	L 9-13
Nov. 13, 2010	Louisville	A	W 24-21(OT)
Nov. 20, 2010	Pittsburgh	H	L 10-17
Nov. 27, 2010	Miami	A	W 23-20
Dec. 31, 2010	Clemson*	N	W 31-26
Sept. 3, 2011	Notre Dame	A	W 23-20
Oct. 15, 2011	Connecticut	A	L 10-16
Oct. 22, 2011	Cincinnati	H	L 34-37
Nov. 18, 2011	Miami	H	L 3-6
Nov. 25, 2011	Louisville	H	L 24-34
Sept. 8, 2012	Nevada	A	W 32-31
Sept. 22, 2012	Ball State	A	W 27-31
Oct. 6, 2012	Temple	A	L 28-37
Oct. 20, 2012	Louisville	A	L 25-27
Nov. 17, 2012	Miami	A	L 9-40
Sept. 7, 2013	Michigan State	A	L 6-21
Sept. 28, 2013	Miami	H	L 21-49
Oct. 12, 2013	UConn	A	W 13-10
Oct. 26, 2013	Louisville	H	L 3-34
Sept. 6, 2014	Maryland	H	L 17-24
Sept. 13, 2014	N.C. State	H	L 17-49
Sept. 27, 2014	W. Carolina	A	L 10-27
Oct. 18, 2014	Tulsa	A	W 38-30
Nov. 1, 2014	Houston	H	L 3-27
Nov. 22, 2014	Memphis	A	L 20-31
Nov. 28, 2014	UCF	H	L 0-16
Sept. 12, 2015	Florida State	A	L 14-34
Oct. 10, 2015	Syracuse	H	W 45-24
Oct. 17, 2015	UConn	A	W 28-20
Oct. 24, 2015	SMU	H	W 38-14
Oct. 31, 2015	Navy	A	L 17-29
Dec. 21, 2015	Western Kentucky>	N	L 35-45
Sept. 17, 2016	Syracuse	A	W 45-20
Sept. 24, 2016	Florida State	H	L 35-55
Oct. 8, 2016	ECU	H	W 38-22
Nov. 26, 2016	UCF	H	W 48-31
Dec. 29, 2016	South Carolina!	N	W 46-39

USF IN COLD WEATHER (1-5)

6 Games: 1-5 (20.0%)

(temperature 40 or below at kickoff)

Date	Opponent	Site	Result Temp
Nov. 26, 2005	Connecticut	A	L 10-15..... 33
Nov. 24, 2007	Pittsburgh	A	W 48-37..... 35
Dec. 6, 2008	West Virginia	A	L 7-13..... 29
Dec. 5, 2009	UConn	A	L 27-29..... 34
Nov. 23, 2012	Cincinnati	A	L 10-27..... 38
Dec. 7, 2013	Rutgers	A	L 6-31..... 33

NOTE: USF is 2-5 at 50 degrees or lower

USF IN HOT WEATHER

82 Games: 54-28 (65.8%)

(temperature 80 or higher at kickoff)

Date	Opponent	Site	Result Temp
Sept. 6, 1997	Kentucky Westl	H	W 80-3..... 86
Sept. 13, 1997	Citadel	A	L 7-10..... 87
Sept. 20, 1997	Drake	H	L 22-23..... 88
Oct. 4, 1997	Morehead St	H	W 33-17..... 87
Oct. 3, 1998	Citadel	H	W 45-6..... 80
Sept. 11, 1999	SWTexas St	H	W 17-10..... 86
Oct. 2, 1999	S. Illinois	H	W 21-14..... 83
Sept. 2, 2000	Jacksonville St	H	W 40-0..... 88
Sept. 16, 2000	James Madison	H	W 26-7..... 81
Sept. 23, 2000	Baylor	A	L 13-28..... 97
Sept. 30, 2000	Troy State	H	



USF'S RECORD WHEN...

2017 USF FOOTBALL

VS. RANKED OPPONENTS

44 Games: 15-29 (34.0%)

Home: 11-13, Away: 4-13, Neutral: 0-1

AP / USA Today Poll

The Sports Network I-AA Poll

Date	Opponent	Rank	Site.	Result
Sept. 27, 1997	WKU	3	A.....	L, 3-31
Nov. 15, 1997	Georgia S.	8	H.....	L, 23-24
Sept. 25, 1999	Troy State	3	A.....	L, 24-41
Oct. 16, 1999	Illinois State	6	H.....	W, 14-13
Oct. 30, 1999	James Madison	10	A.....	L, 3-13
Nov. 13, 1999	Hofstra	6	H.....	L, 23-42
Sept. 16, 2000	James Madison	13	H.....	W, 26-7
Sept. 30, 2000	Troy State	1	A.....	W, 20-10
Oct. 7, 2000	S. Miss	17 (AP)	A.....	L, 7-41
Nov. 4, 2000	WKU	6	H.....	W, 30-24
Sept. 28, 2002	Oklahoma	2 (AP)	A.....	L, 14-31
Nov. 16, 2002	Bowling Green	25 (USA)	H.....	W, 29-7
Oct. 10, 2003	TCU	18 (AP)	H.....	L, 10-13
Oct. 22, 2004	Louisville	15 (AP)	A.....	L, 9-41
Dec. 4, 2004	Pittsburgh	19 (AP)	H.....	L, 14-43
Sept. 24, 2005	Louisville	9 (AP)	H.....	W, 45-14
Oct. 1, 2005	Miami	9 (AP)	A.....	L, 7-27
Dec. 3, 2005	West Virginia	12 (AP)	H.....	L, 13-28
Sept. 29, 2006	Rutgers	23 (AP)	H.....	L, 20-22
Nov. 18, 2006	Louisville	10 (AP)	A.....	L, 8-31
Nov. 25, 2006	West Virginia	7 (AP)	A.....	W, 24-19
Sept. 8, 2007	Auburn	17/13	A.....	W, 26-23
Sept. 28, 2007	West Virginia	5	H.....	W, 21-13
Sept. 12, 2008	Kansas	11	H.....	W, 37-34
Sept. 26, 2009	Florida State	18	A.....	W, 17-7
Oct. 15, 2009	Cincinnati	8/9	H.....	L, 17-34
Oct. 24, 2009	Pittsburgh	20/19	A.....	L, 14-41
Oct. 30, 2009	West Virginia	20/20	H.....	W, 30-19
Nov. 28, 2009	Miami	19/21	H.....	L, 10-31
Sept. 11, 2010	Florida	8/8	A.....	L, 14-38
Oct. 14, 2010	West Virginia	25/25	A.....	L, 6-20
Sept. 3, 2011	Notre Dame	16/18	A.....	W, 23-20
Dec. 1, 2011	West Virginia	22/23	H.....	L, 27-30
Sept. 29, 2012	Florida State	4/4	H.....	L, 17-30
Sept. 28, 2013	Miami	15/15	H.....	L, 21-49
Oct. 26, 2013	Louisville	16/18	H.....	L, 3-34
Nov. 29, 2013	UCF	17/19	A.....	L, 20-23
Sept. 27, 2014	Wisconsin	19/17	A.....	L, 10-27
Oct. 11, 2014	East Carolina	19/19	H.....	L, 17-28
Sept. 12, 2015	Florida State	11/8	A.....	L, 14-34
Nov. 14, 2015	Temple	21/21	H.....	W, 44-23
Dec. 21, 2015	W. Kentucky	25/25	N.....	L, 35-45
Sept. 24, 2016	Florida State	13/14	H.....	L, 55-35
Oct. 28, 2016	Navy	22/22	H.....	W, 52-45

USF WHEN RANKED

25 Games: 15-10 (60.0%)

(AP or USA Today Coaches Poll)

Date	Opponent	Rank	Site.	Result
Week 3, 2007	North Carolina	23/24	H.....	W, 37-10
Week 4, 2007	#5 West Virginia	18/18	H.....	W, 21-13
Week 5, 2007	FAU	6/9	A.....	W, 35-23
Week 6, 2007	UCF	5/5	H.....	W, 64-12
Week 7, 2007	Rutgers	2/3	A.....	L, 27-30
Week 8, 2007	UConn	11/12	A.....	L, 15-22
Week 9, 2007	Cincinnati	20/21	H.....	L, 33-38
Week 13, 2007	Pitt	25 (AP)	A.....	W, 48-37
Week 14, 2007	Oregon	23/23	N.....	L, 21-56
Pre, 2008	UT-Martin	19/21	H.....	W, 56-7
Week 1, 2008	UCF	17/18	A.....	W, 31-24
Week 2, 2008	#13/11 Kansas	19/18	H.....	W, 37-34
Week 3, 2008	FIU	12/16	A.....	W, 17-9
Week 4, 2008	NC State	13/14	A.....	W, 41-10
Week 5, 2008	Pitt	10/10	H.....	L, 21-26
Week 6, 2008	Bye	19/20	.....	.....
Week 7, 2008	Syracuse	19/20	H.....	W, 45-13
Week 8, 2008	Louisville	14/14	A.....	L, 20-24
Week 9, 2008	Cincinnati	24/23	A.....	L, 10-24
Week 5, 2009	Bye	23/24	.....	.....
Week 6, 2009	#8/9 Cincinnati	21/21	H.....	L, 17-34
Week 10, 2009	Rutgers	23/24	A.....	L, 0-31
Week 3, 2011	Ball St.	22 (C)	H.....	W, 37-7
Week 4, 2011	FAMU	20/22	H.....	W, 70-17
Week 5, 2011	UTEP	18/17	H.....	W, 52-24
Week 6, 2011	Pittsburgh	16/14	A.....	L, 17-44
Week 14, 2016	South Carolina	25/22	N.....	W, 46-39

USF ON TELEVISION

174 Games: 98-76 (56.3%)

ABC (Regional): 0-6

Date	Opponent	Site	Result
Nov. 26, 2005	Connecticut	A.....	L, 10-15
Oct. 27, 2007	Connecticut	A.....	L, 15-22
Nov. 3, 2007	Cincinnati	H.....	L, 38-35
Nov. 28, 2009	Miami	H.....	L, 10-31
Oct. 20, 2012	Louisville	A.....	L, 25-27
Sept. 24, 2016	Florida State	H.....	L, 35-55

CBS: 0-1

Dec. 31, 2007	Oregon %	N.....	L, 21-56
---------------	----------	--------	----------

CBS Sports Network: 8-1

Oct. 10, 2015	Syracuse	W.....	W, 45-24
Oct. 31, 2015	Navy	A.....	L, 17-29
Nov. 7, 2015	East Carolina	A.....	W, 22-17
Nov. 14, 2015	Temple	H.....	W, 44-23
Nov. 20, 2015	Cincinnati	H.....	W, 65-27
Sept. 10, 2016	N. Illinois	H.....	W, 48-17
Oct. 15, 2016	UConn	H.....	W, 42-27
Nov. 19, 2016	SMU	A.....	W, 35-27
Nov. 26, 2016	UCF	H.....	W, 48-31

ESPN: 5-19

Aug. 30, 2003	Alabama	A (B).....	L, 17-40
Oct. 22, 2004	Louisville	A.....	L, 9-41
Oct. 22, 2006	Cincinnati	A.....	L, 6-23
Sept. 22, 2007	N. Carolina	H.....	W, 37-10
Oct. 18, 2007	Rutgers	A.....	L, 27-30
Oct. 2, 2008	Pittsburgh	H.....	L, 21-26
Oct. 30, 2008	Cincinnati	A.....	L, 10-24
Oct. 15, 2009	Cincinnati	H.....	L, 17-34
Nov. 12, 2009	Rutgers	A.....	L, 0-31
Oct. 14, 2010	West Virginia	A.....	L, 6-20
Dec. 31, 2010	Clemson	N*.....	W, 31-26
Sept. 29, 2011	Pittsburgh	A.....	L, 44-17
Dec. 1, 2011	West Virginia	H.....	L, 30-27
Sept. 13, 2012	Rutgers	H.....	L, 13-23
Sept. 29, 2012	Florida State	H.....	L, 17-30
Nov. 23, 2012	Cincinnati	A.....	L, 10-27
Oct. 31, 2013	Houston	A.....	L, 23-35
Nov. 29, 2013	UCF	A.....	L, 20-23
Sept. 19, 2014	UConn	H.....	W, 17-14
Sept. 12, 2015	Florida State	A.....	L, 14-34

Nov. 26, 2015	UCF	A.....	W, 44-3
Dec. 21, 2015	W. Kentucky	N>.....	L, 35-45
Oct. 21, 2016	Temple	A.....	L, 30-46
Dec. 29, 2016	South Carolina	N.....	W, 46-39

ESPN2: 16-15

Oct. 10, 2003	TCU	H.....	L, 10-13
Oct. 31, 2003	Cincinnati	H.....	W, 24-17
Nov. 3, 2004	UAB	A.....	W, 45-20
Nov. 27, 2004	Memphis	H.....	L, 15-31
Dec. 4, 2004	Pittsburgh	H.....	L, 14-43
Dec. 31, 2005	NC State (C)	N.....	L, 0-14
Sept. 29, 2006	Rutgers	H.....	L, 20-22
Nov. 25, 2006	West Virginia	A.....	W, 24-19
Dec. 23, 2006	E. Carolina (B)	N.....	W, 24-7
Sept. 8, 2007	Auburn	A.....	W, 26-23
Sept. 28, 2007	West Virginia	H.....	W, 21-13
Sept. 6, 2008	UCF	A.....	W, 31-24
Sept. 12, 2008	Kansas	H.....	W, 37-34
Dec. 6, 2008	West Virginia	A.....	L, 7-13
Nov. 23, 2008	UConn	H.....	W, 17-13
Dec. 20, 2008	Memphis	N#.....	W, 41-10
Oct. 30, 2009	West Virginia	H.....	W, 30-19
Dec. 5, 2009	UConn	A.....	L, 27-29
Jan. 2, 2010	N. Illinois @	N.....	W, 27-30
Oct. 22, 2010	Cincinnati	A.....	W, 38-3
Nov. 3, 2010	Rutgers	H.....	W, 28-27
Nov. 27, 2010	Pittsburgh	H.....	L, 10-17
Dec. 4, 2010	UConn	H.....	L, 16-18
Nov. 11, 2011	Syracuse	A.....	W, 37-17
Nov. 25, 2011	Louisville	H.....	L, 34-24
Dec. 1, 2012	Pittsburgh	H.....	L, 3-34
Oct. 26, 2013	Louisville	L.....	3-34
Dec. 7, 2013	Rutgers	L.....	L, 6-31
Oct. 24, 2014	Cincinnati	A.....	L, 17-24
Nov. 28, 2014	UCF	H.....	L, 0-16
Oct. 2, 2015	Memphis	H.....	L, 17-24
Oct. 28, 2016	Navy	H.....	W, 52-45

(C) Charlotte, NC

(B) Birmingham, AL

ESPN 3: 9-6

Oct. 15, 2005	Pittsburgh	A.....	L, 17-31
Sept. 9, 2006	Florida International	H.....	W, 21-20
Oct. 2, 2010	FAU	H.....	W, 31-3
Sept. 24, 2011	UTEP	H.....	W, 54-24
Sept. 1, 2012	Chattanooga	H.....	W, 34-13
Oct. 27, 2012	Syracuse	H.....	L, 36-37
Aug. 31, 2013	McNeese State	H.....	L, 21-53
Sept. 14, 2013	Florida Atlantic	H.....	L, 10-28
Oct. 5, 2013	Cincinnati	H.....	W, 26-20
Oct. 12, 2013	UConn	A.....	W, 13-10
Nov. 16, 2013	Memphis	H.....	L, 10-23
Nov. 23, 2013	SMU	H.....	L, 6-16
Aug. 30, 2014	W. Carolina	H.....	W, 36-31
Sept. 5, 2015	Florida A&M	H.....	W, 51-3
Sept. 17, 2016	Syracuse	A.....	W, 45-20

ESPNU: 24-9

Sept. 3, 2005	Penn State	A.....	L, 13-23
Sept. 24, 2005	Louisville	H.....	W, 45-14
Oct. 1, 2005	at Miami	A.....	L, 7-27
Oct. 14, 2006	North Carolina	A.....	W, 37-20
Nov. 18, 2006	Louisville	A.....	L, 8-31
Oct. 6, 2007	FAU	A.....	W, 35-23
Oct. 13, 2007	UCF	H.....	W, 64-12
Nov. 17, 2007	Louisville	H.....	W, 55-17
Sept. 20, 2008	FIU	A.....	W, 17-9
Sept. 27, 2008	NC State	A.....	W, 41-10
Sept. 26, 2009	Florida State	A.....	W, 17-7
Nov. 11, 2010	Louisville	A.....	W, 24-21
Nov. 27, 2010	Miami	A.....	W, 23-20
Nov. 18, 2011	Miami	H.....	L, 6-3
Nov. 3, 2012	UConn	H.....	W, 13-6
Sept. 7, 2013	Michigan St	A.....	L, 6-21
Sept. 28, 2013	Miami	H.....	L, 21-49
Sept. 27, 2014	Wisconsin	A.....	L, 10-27
Oct. 11, 2014	E. Carolina	H.....	L, 17-28
Sept. 19, 2015	Maryland	A.....	L, 17-35
Oct. 17, 2015	UConn	A.....	W, 28-20
Oct. 1, 2016	Cincinnati	A.....	W, 45-20
Nov. 12, 2016	Memphis	A.....	W, 49-42

ESPNews: 3-2

Oct. 18, 2014	Tulsa	A.....	W, 38-30
Nov. 1, 2014	Houston	H.....	L, 3-27
Nov. 22, 2014	Memphis	A.....	L, 20-31
Oct. 24, 2015	SMU	H.....	W, 38-14
Oct. 8, 2016	ECU	H.....	W, 38-22

NBC (1-0)

Sept. 3, 2011	Notre Dame	A.....	W, 23-20
---------------	------------	--------	----------

SEC NETWORK (0-1)

Sept. 11, 2010	Florida	A.....	L, 14-38
----------------	---------	--------	----------

BIG EAST (ESPN REGIONAL): 14-6

CBS COLLEGE SPORTS: 2-2

CSTV: 1-0

BRIGHT HOUSE BHSN: 3-0

FOX SPORTS NET/

SPORTSCHANNEL: 14-9

FOX SPORTS NEW YORK: 0-1

REGIONAL NEWS NETWORK: 1-0

SUN SPORTS: 0-1

SUNSHINE NETWORK: 1-1

TBS SUPERSTATION: 0-1

WFTS-ABC 28: 3-3

WMOR-TV: 5-6

WTOG-UPN 44: 3-3

HOMECOMING SCORES

20 Games: 11-9 (55.0%)

Year	Date	Opponent	Result
1997	Oct. 18	Southern Illinois	L, 10-23
1998	Nov. 7	Cumberland	W, 69-3
1999	Nov. 6	New Haven	W, 41-27
2000	Nov. 4	Western Kentucky	W, 30-24
2001	Nov. 3	Houston	W, 45-6
2002	Nov. 9	Memphis	W, 31-28
2003	Oct. 31	Cincinnati	W, 24-17 (2OT)
2004	Oct. 16	Army	L, 35-42
2005	Dec. 3*	West Virginia	L, 13-

ALL-TIME ROSTER

KEY - 2002-03 = 2 letters (2002 & 2003);

2002-05 = 4 letters (2002, 2003, 2004, 2005)

**A-A-A-**

Devin Abraham, 2014-16, DB, 20, Tarpon Springs, Fla., East Lake  
 Rodney Adams, 2014-16, WR, 87, St. Petersburg, Fla., Lakewood HS/Toledo  
 Spencer Adkinson, 2014-16 TE, 48, Seminole, Fla., Indian Rocks Christian  
 Ivan Alcott, 1997-98, OC/OT, 78, Miami, Fla., Miami Senior  
 Edner Alcin, 2007-09 WR, 6, Tampa, Fla., Chamberlain  
 Jason Allen, 2001-03, 2005 LB, 16, Ft. Myers, Fla., Ft. Myers  
 Nate Allen, 2006-09 DB, 5, Cape Coral, Fla., Cape Coral  
 Delbert Alvarado, 2006-09 PK/P, 24/25, Tampa, Fla., Robinson  
 Kofi Amichia, 2013-16, OL, 75, Powder Springs, Ga., McEachern  
 RJ Anderson, 1998-99, WR, 82, Gainesville, Fla., Buchholz  
 Deangelo Antoine, 2016, WR, 14, Orlando, Fla., Oak Ridge  
 David Aristil, 2012, WR, 19, Boynton Beach, Fla., Park Vista  
 William Atterbury, 2016, OL, 78, Clearwater, Fla., Central Catholic  
 Billy Attix, 1998-99, OT/OG, 62/76, Umatilla, Fla., Umatilla  
 Jimel Atkins, 2013, WR, 27, Jacksonville, Fla., Ponte Vedra/Central Conn. St.  
 Bermanley Augustin, WR, 84, Delray Beach, Fla., Atlantic  
 Brett Avery, 1997-98, DE, 98, Tampa, Fla., Tampa Catholic  
 Daniel Awoleke, 2014-16, DE, 93, Lakeland, Fla., George Jenkins  
 Matt Aycox 2006-07, DE, 93, Gainesville, Fla., Gainesville  
 Sharly Azard, 2010-11, LB, 53/57, Scotch Plains, N.J., Abraham Clark

**-B-B-B-**

David Bailey, 2003, OL, 70, Plant City, Fla., Durant  
 Joe Bain, 2002-04, WR, 88/9, Dade City, Fla., Pasco  
 Brandon Baker, 2002-05, P, 47, Lake Placid, Fla., Lake Placid  
 George Baker, 2009-12, CB, 22, Miami, Fla., Archbishop Carroll  
 Dexter Baldwin, 2009, WR, 13, Bradenton, Fla., Southeast  
 Josh Balloon, 2003-05, LB, 57, Tampa, Fla., Jefferson  
 Ronnie Banks, 2001-04, QB, 14, New Orleans, La., Lawless  
 Chad Barnhardt, 1997-98, QB, 10, Lake Wales, Fla., Lake Wales  
 Chris Barr, 2015-16, WR, 1, Jacksonville, Fla., Trinity Christian  
 Sam Barrington, 2009-12, LB, 36, Jacksonville, Fla., Terry Parker  
 Jamar Bass, 2009-10, OL, 63, Apopka, Fla., Apopka  
 Bradley Battles, 2011-12, RB, 24, Marianna, Fla., Marianna  
 Cedric Battles, 2001-04, DL, 55, Coleman, Fla., Wildwood  
 Jimmy Bayes, 2015-16, LB, 4, Immokalee, Fla., Immokalee  
 David Bedford, 2008-10, DE, 58, Palm Beach, Fla., Palm Beach Central  
 Brandon Behr, 2016, K, 45, Fleming Island, Fla., Fleming Island/Jacksonville  
 Cedric Bell, 1997-98, OG, 75/71, Bradenton, Fla., Southeast  
 Treco Bellamy, 2005, LB, 52, Monticello, Fla., Jefferson County  
 Steven Bench, 2013-15, QB, 2, Bainbridge, Ga., Cairo HS/Penn State  
 Ryan Benjamin, 1997-2000, LS, 53, New Port Richey, Fla., River Ridge  
 Zach Benjamin, 2013-14, WR, 15, Tampa, Fla., Tampa Catholic  
 Mike Benzer, 2005-06, PK, 28, Longwood, Fla., Lyman  
 Jason Bingham, 2001, WR, 80, New Port Richey, Fla., River Ridge  
 Darren Bishop, 1997-98, WR, 17, St. Petersburg, Fla., Lakewood  
 Chris Bivins Jr., 2012-13, DB, 4, Gainesville, Fla., Gainesville  
 Josh Black, 2014, 2016, LB, 55, Tampa, Fla., Sickles  
 Ian Blackwell, 1999, DE, 58, Pensacola, Fla., Escambia  
 Marquel Blackwell, 1999-2002, QB, 10, St. Petersburg, Fla., Dixie Hollins  
 Will Bleakley, 2004-06, TE, 84, Crystal River, Fla., Crystal River  
 Tcheocly Blount, 1998-2001, DE, 56, St. Petersburg, Fla., Dixie Hollins  
 Dontavia Bogan 2007-10, WR, 81, Thomasville, Ga., Central County  
 Maikon Bonani, 2008-12, K, 28, Lake Wales, Fla., Lake Wales  
 David Bossone, 2002, RB, 39, Palm Harbor, Fla., Palm Harbor University HS  
 Ryan Bourdeau, 2004-05, LS, 78, Seminole, Fla., Seminole  
 Spencer Boyd, 2011, DB, 31, Cape Coral, Fla., Cape Coral  
 A.J. Brant, 2004-05, DB, 5, Daytona Beach, Fla., Mainland  
 Stephen Bravo-Brown, 2010-11, 2013, WR, 80, North Lauderdale, Fla.,  
 St. Thomas Aquinas  
 Craig Breen, 2009, RB, 38, Bushnell, Fla., South Sumter  
 Chris Breit, 2012, LB/FB, 40, Tampa, Fla., H.B. Plant  
 Vince Brewer, 2000-03, RB, 25, Bartow, Fla., Bartow  
 Isaac Bristol, 1997-98, OT, 65, Tampa, Fla., Hillsborough  
 Justin Brockhaus-Kann, 2010-12, P, 18, Winter Springs, Fla., Winter Springs  
 Kevin Bronson, 2015-16, DT, 99, Delray Beach, Fla., Village Acad.  
 Kyle Bronson, 2005, PK, 35, Tampa, Fla., Wharton  
 Ryeshe Bronson, 2014-16 WR, 81, Fort Myers, Fla., Dunbar  
 Bernard Brown, 1997-2001, CB, 23, Jacksonville, Fla., Lee  
 D'Juan Brown, 2002-05, CB, 42, Belle Glade, Fla., Glades Central

John Brown, 2000, DE, 99, Lakeland, Fla., Lakeland  
 Joshua Brown, 2012-13, DB, 25, Lancaster, Texas, Lancaster,  
 Arizona Western, CC  
 Zack Bullock, 2012-15, LB, 52, Sebring, Fla., Sebring  
 David Burdetsky, 2012-13, LS, 62, Jacksonville, Fla., Trinity Christian  
 Jeremy Burnett, 2004-05, DB, 33, Tampa, Fla., Jefferson  
 Derek Busciglio, 1997-98, DT, 93, Plant City, Fla., Plant City  
 Solomon Burgess, 1999-02, DB, 32/27, Delray Beach, Fla., Atlantic  
 Jarriett Buie, 2006-08, DE, 91/90, Tampa, Fla., Armwood  
 Ben Busbee, 2006-09 TE, 82, Mobile, Ala., McGill-Toolen  
 Jason Butler, 1997-2000, LB, 50/64, Bartow, Fla., Bartow  
 Tyson Butler, 2008-11, CB, 4, Fort Myers, Fla., Cypress Lake  
 Jamie Byrd, 2014-15, DB, 2, Dade City, Fla., Pasco HS/TCU/Iowa West CC

**-C-C-C-**

Derrick Calloway, 2013-14, DT, 8, Bradenton, Fla., Manatee  
 Quinton Callum, 2001-03, RB, 34, Lake City, Fla., Columbia  
 Joey Camero, 1997-99, NT, 51, Tampa, Fla., Jesuit  
 Javan Camon, 2001-04, DB, 12, DB, Punta Gorda, Fla., Charlotte  
 Howard Campbell, 2001-02, DL, 92, Ocala, Ga., Irwin County  
 Shawn Cannon, 2007-08, RB, 24, Pensacola, Fla., Tate  
 Nick Capogna, 2004-07 OC, 63/69, Clearwater, Fla., Clearwater Catholic  
 Vinny Capogna, 2002-03, LB, 59, Clearwater, Fla., Clearwater Catholic  
 Edsel Caprice, 2012, LB, 58, Cape Coral, Fla., Cape Coral  
 Jake Carlton, 2012-14, TE, 42/41, Bradenton, Fla., Lakewood Ranch  
 Jared Carnes, 2005-07 OT, 70, St. Petersburg, Fla., St. Petersburg Catholic  
 Chris Carothers, 2002-05, OL, 74, Clearwater, Fla., Clearwater  
 Derek Carter, 2001-05, DE/TE, 85, Tampa, Fla., Jesuit  
 Sean Cassese, 1999, 2000, OG, 62, Carmel, N.Y., Carmel  
 Spencer Cavalieri, 2012, FB, 38, Tampa, Fla., Gaither  
 Aleous Chambers, 1999-2000, FB, 9, Tampa, Fla., Chamberlain  
 Jackie Chambers, 2004-05, WR, 83, Miami, Fla., Edison  
 Todd Chandler, 2012, -14, DT, 95, Miami, Fla., Northwestern  
 Curtis Chance, 2004, DL, 98, St. Petersburg, Fla., Dixie Hollins  
 Carl Charles, 1997, LB, 57, Immokalee, Fla., Immokalee  
 Cecil Cherry, 2016, LB, 33, Frostproof, Fla., Victory Christian/Texas  
 Hassan Childs, 2013-14, 2016 DB, 22, Kissimmee, Fla., Osceola  
 Jon Chivas, 1999, DB, 4, Sarasota, Fla., Riverview  
 Kevin Christian, 1997-2000, OT/OG, 79, Bradenton, Fla., Bayshore  
 Mattias Ciabatti, 2013-15, P, 49, Tampa, Fla., Hillsborough  
 Richard Clebert, 2004-07 DL, 76, Miami, Fla., Edison  
 Jermaine Clemons, 1997-99, RB, 22, Clearwater, Fla., Clearwater  
 Stanley Clerveaux, 2016, WR, 86, North Miami, Fla., North Miami  
 Reshard Cliett, 2011-14, LB, 16, Thomasville, Ga., Thomas County Central  
 Casey Cobb, 2000-03, TE/LS, 89, Gulf Breeze, Fla., Gulf Breeze  
 Joe Condron, 1999, OT, 73, Brooksville, Fla., Central  
 Eric Conway, 2002-03, DB, 30, Temple Terrace, Fla., Jesuit  
 Lakenji Cooper, 1998, DB, 3, Largo, Fla., Largo  
 Andre Copeland, 2004, RB, 22, Lake City, Fla., Columbia  
 David Cozzo 2007, WR, 14, Miami, Fla., Palmetto  
 Allen Cray, 2004-07 DL, 94, Lake City, Fla., Columbia  
 Clenton Crossley, 2001-04, RB, 28, Bushnell, Fla., South Sumter

**-D-D-D-**

Chris Daley, 1999-02, DE, 57, Brooksville, Fla., Hernando  
 B.J. Daniels, 2009-12, QB, 7, Tallahassee, Fla., Lincoln  
 Justin Daniel, 2001-04, LS, 73, Punta Gorda, Fla., Charlotte  
 Lucas Darr, 2007-08 LB, 52, Clearwater, Fla., Countryside  
 Courtney Davenport, 2000-03, RB/LB, 30/31, Quincy, Fla., N. Florida Christian  
 Andre Davis, 2011-14, WR, 81/7, Tampa, Fla., Jefferson  
 Claude Davis, 2010-11, DE, 90, Lakeland, Fla., Lake Gibson  
 Devon Davis, 2002-04, LB, 52, Miramar, Fla., Miramar  
 Frank Davis, 2002-05, OG/OT, 68, Republic of Panama, Kilpatrick  
 Glenn Davis, 1997-2000, CB, 24, St. Petersburg, Fla., Dixie Hollins  
 Kameron Davis, 2013, OL, 68, Lauderhill, Fla., Northeast  
 Willie Davis, 2013, RB, 32, Lithonia, Ga., Stephenson  
 Ken Dawson, 1999-2001, OT, 72, Seffner, Fla., Armwood  
 Rony Delisca, 2009, 2011, DE, 45/52, Tampa, Fla., Wharton  
 Cliff Dell, 1997-98, WR, 4, Tampa, Fla., King  
 Courtney Denson, 2005-07, WR/QB, 1/8/7, Miami, Fla., Central  
 Marc Dile, 2005-08 OT, 78, Miami, Fla., Edison  
 Elkanah Dillon, 2015-16, TE, 85, Ocala, Fla., North Miami  
 Otis Dixon, 1997-2000, FB, 21, Clearwater, Fla., Clearwater  
 Ricardo Dixon, 2010-11, DB, 38, Hallandale, Fla., Hallandale

Mak Djulbegovic, 2013-14, 2015, OL, 71, Tampa, Fla., Carrollwood Day  
 Djems Don, 1998, 2000, DT, 96, Miami, Fla., North Miami Beach  
 Keely Dorsey, 2006, RB, 10, Tallahassee, Fla., Lincoln  
 Dylan Douglas, 2007, DB, 2, Jacksonville, Fla., Jackson  
 Albert Dowdell, 2002, DB, 38, Miami, Fla., Northwestern  
 Darryl Dudding, 2006-08, LS, 58, Indian Rocks, Fla., Indian Rocks Christian  
 Eric Dungey, 2014, WR, 19, Tampa, Fla., Plant HS/Oregon  
 Matt Dunkle, 1999, DT, 47, Jacksonville, Fla., University Christian  
 Chris Dunkley, 2013-14, WR/DB, 88/1, Pahokee, Fla., Pahokee HS/Florida  
 Cody Durakovic, 2009-11, LB, 59, Tampa, Fla., Sickles  
 Reshod Durant, 1999, 2000, WR, 15, Gainesville, Fla., Eastside  
 Kenneth Durden, 2012-13, DB, 23, Valdosta, Ga., Lowndes  
 Jordan Duval, 2013, WR, 19/82, Tampa, Fla., Hillsborough

**-E-E-E-**

Quinterrius Eatmon, 2011-14, OT, 70, Prichard, Ala., CF Vigor  
 Damien Edwards, 2011-12, OT, 73, Chandler, Ariz., Chandler  
 Marcus Edwards, 2002, 2008 WR, 83, Tampa, Fla., Clearwater Catholic  
 Marcus Edwards, 2005-08 WR, 11, Mayo, Fla., Lafayette  
 Therrimann Edwards, 1997-2000, DT, 63, Lake Wales, Fla., Lake Wales  
 Chris Ellick, 2005-06, 37, DB, Tampa, Fla., Wharton  
 Ryan Eppes, 2011-13, QB/LB/FB, 19/11/36, Seminole, Fla., Largo  
 Brian Erb, 1997, TE, 89, Spring Hill, Fla., Hudson  
 Colby Erskin, 2006-09, WR, 29, Seminole, Fla., Seminole  
 Guito Ervilus, 2013-14, TE, 89, Orlando, Fla., Oak Ridge  
 Danous Estenor, 2008, 2010-12, OL, 60, Palm Beach, Fla., Palm Beach Central  
 Bobby Eveld, 2010-11, 2013, OB, 13, Tampa, Fla., Jesuit  
 Tommy Eveld, 2013-14, QB/WR, 16/17, Tampa, Fla., Jesuit  
 Russell Everitt, 1998, OC, 61, Cape Coral, Fla., Cape Coral

**-F-F-F-**

Mark Feldman, 2000-04, TE, 44, Clearwater, Fla., Clearwater Catholic  
 Nate Ferguson, 2015-16, S, 37, Tampa, Fla., Sickles  
 Brian Fisher, 2001-03, WR/RB/QB, 16/5, Pensacola, Fla., Pine Forest  
 Jimmy Flitts, 1998-2001, OG, 75, Bradenton, Fla., Southeast  
 Quinton Flowers, 2014-16, QB, 9, Miami, Fla., Miami Jackson  
 Matt Floyd, 2012-13, QB, 11, Milton, Fla., Milton  
 Mike Ford, 2007-09, RB, 26, Sarasota, Fla., Sarasota  
 Julius Forte, 2010-13, DE, 54, St. Petersburg, Fla., Boca Ciega  
 Jason Fox, 1997, LB/FB, 34, Ocala, Fla., Forest  
 Jason Fox, 2006-08, OC, 62/41, Valrico, Fla., Durant  
 Bryan Freese, 1997, OB, 14, Seminole, Fla., Osceola  
 Ryan Frisco, 1997-98, DE, Tampa, Fla., Jesuit  
 Tajee Fullwood, 2014-16, S, 13, Tampa, Fla., Tampa Bay Tech

**-G-G-G-**

Louis Gachette, 2005-08 DB, 7, Immokalee, Fla., Immokalee  
 Michael Galati, 2015-16, C, 68, Bradenton, Fla., Manatee  
 Ruben Garcia, 2012-14, LB, 48, Plant City, Fla., Durant  
 J.B. Garris, 2004, WR, 10, Gibsonton, Fla., East Bay  
 Josh Garvin, 2009, OG, 69, Lakeland, Fla., Lake Gibson  
 C.J. Garye, 2012-15, DB/LB, 29, Tallahassee, Fla., Lincoln  
 Glen Gauntt, 1997-99, QB, 18/17, Sarasota, Fla., Booker  
 Justin Geisler, 2001-04, PK, 49, Land O' Lakes, Fla., Land O' Lakes  
 Sampson Genus, 2007-10, OC, 62, Lake City, Fla., Columbia  
 Woody George, 2005-07, DL, 96, Belle Glade, Fla., Glades Central  
 Cameron Gergley, 2015-16, DB, 25, Orlando, Fla., Winter Park  
 Ryne Giddins, 2010-13, DE, 7/97, Seffner, Fla., Armwood  
 Ryan Gilliam, 2006-07, DB, 22, Tallahassee, Fla., Lincoln  
 Bruce Gipson, 2001-04, WR/DB, 19, Punta Gorda, Fla., Charlotte  
 Derek Glenn, 2013, TE, 46, New Port Richey, Fla., River Ridge  
 Nate Godwin, 2013-16, DB, 36, Tampa, Fla., Freedom  
 Marlon Gonzalez, 2016, DT, 95, Cape Coral, Fla., North Ft. Myers  
 Ruben Gonzalez, 2011, 2013, WR, 85, Tampa, Fla. Robinson  
 Brent Gordon, 2015-16, P, 41, Jacksonville, Fla., Mandarin  
 Bill Gramatica, 1998-2000, PK, 7, LaBelle, Fla., LaBelle  
 Santiago Gramatica, 2001-04, PK, 7, LaBelle, Fla., LaBelle  
 DeJuan Green, 2002-03, RB, 23/2, Jacksonville, Fla., Raines  
 S.J. Green, 2003-05, WR, 81, Brandon, Fla., Brandon  
 Edwin Greene, 1997-2000, CB, 2, Miami, Fla., Southridge  
 Grant Gregory, 2006-07, 2008, QB, 15, Athens, Ohio, Athens  
 Jake Griffin, 2005-06, 2008 OL, 2007, OC, 77, Seffner, Fla., Armwood  
 Sterling Griffin, 2009, 2011, WR, 17, Opa Locka, Fla., Miami Monsignor Pace

2017 USF FOOTBALL

- OUTLOOK
- PLAYERS
- COACHES
- REVIEW
- RECORDS
- HISTORY
- USF
- MEDIA



ALL-TIME ROSTER

Treyon Griffin, 2012-14, DB, 37, Miami, Fla., Miramar  
 Cory Grissom, 2009-12, DT, 46, LaGrange, Ga., Troup County  
 Matt Groelinger, 2001-04, DL, 95, San Diego, Calif., Ramona  
 Matt Grohe, 2006-09, CB, 8, Lakeland, Fla., Lake Gibson  
 Bynjar Gudmundsson, 2012-15, OL, 66, Wellington, Fla., Wellington  
 Richard Guerrero, 1999, 2000, TE, 84, Miami, Fla. Braddock  
 Tyler Guy, TE, 44, Dade City, Fla., Freedom

**-H-H-H-**

Darren Hallburton, 2005, WR, 88, Riviera Beach, Fla., Suncoast  
 Andre Hall, 2004-05, RB, 2, St. Petersburg, Fla., Dixie Hollins  
 Jeremi Hall, 2013-14, 2016 OL, 73, Atlanta, Ga., Tri-Cities  
 Kalin Hall, 2012, LB, 40, Bradenton, Fla., Bayshore  
 Corian Hamilton, 2013-15, LB, 42, Orlando, Fla., Olympia  
 James Hamilton, 2012-15, DT, 90, Orlando, Fla. Olympia  
 Patrick Hampton, 2008-11, DE, 41, Lithonia, Ga., Martin Luther King  
 Tommie Hankerson, 2013, DB, 41, Ft. Lauderdale, Fla., Boyd Anderson/  
 Dean College  
 Antwon Hanks, 2006-08, WR, 19, Lake Weir, Fla., Lake Weir  
 LeGrande Harley, 2014, LB, 54, Durham, N.C., Southern Durham HS/  
 Georgia Military College  
 Aaron Harris, 2006-09, DT, 98, Williston, Fla., Williston  
 Nigel Harris, 2013-16, LB, 57, Tampa, Fla., Hillsborough  
 Steve Hatley, 1997-2000, DE, 55, St. Petersburg, Fla., Northeast  
 Jeff Hawkins, 2010, 2012, TE, 89, Ocala, Fla., Vanguard  
 Shawn Hay, 1997-2000, DE, 88, Jupiter, Fla., Jupiter  
 Ahmad Hayes, 1997, WR, 3, Boynton Beach, Fla., Santaluces  
 Colby Hearn, 2003-04, WR, 87, WR, Belleview, Fla., Belleview  
 Ryan Hearn, 2000-02, DB/WR, 37, Belleview, Fla., Belleview  
 Bruce Hector, 2014-16, DT, 60, Tampa, Fla., Robinson  
 Ron Hemingway, 2000-03, DB, 3, St. Petersburg, Fla., St. Petersburg  
 Billy Henderson, 2002-04, RB, 26/13, Pinellas Park, Fla., Pinellas Park  
 Chuck Henderson, 1999, LB/DE, 66, Tampa, Fla., Hillsborough  
 Anthony Henry, 1997-2000, DB, 12, Ft. Myers, Fla., Estero  
 Zach Hermann, 2007-09, OG, 61, Oldsmar, Fla., Eask Lake  
 Jonathan Hernandez, 2016, P, 44, Bradenton, Fla., Manatee/Florida State  
 Alex Herron, 2001-04, OC, 71, New Smyrna Beach, Fla., New Smyrna Beach  
 Joe Herzhauser, 2007-08, OT, 72, St. Petersburg, Fla., Lakewood  
 Houston Hess, 2006-08, LB, 40 Oswego, Ill., Oswego  
 Jessie Hester, 2005, 2007-09, WR, 87, Belle Glade, Fla., Glades Central  
 Elgin Hicks, 2001-03, WR, 22, Punta Gorda, Fla., Charlotte  
 Jake Hickson, 2000, TE, 35, New Smyrna Beach, Fla., New Smyrna Beach  
 George Higgins, 1999, TE, 41, Tarpon Springs, Fla., Tarpon Springs  
 Amp Hill, 2006, WR, 6, Jacksonville, Fla., First Coast  
 Anthony Hill, 2010-13, DL, 96, Pensacola, Fla., Pensacola  
 Carlton Hill, 2005, QB, 4, Monticello, Fla., Jefferson County  
 Cedric Hill, 2005-08, TE, 9, Valdosta, Ga., Valdosta  
 Chris Hill, 1997, FB, 36, Sarasota, Fla.  
 Demetrius "Shawn" Hill, 2014, 2015, DE, 9, Kankakee, Ill., Kankakee HS/  
 Fort Scott CC  
 Dudley Hill, 1998, WR, 30, Ft. Lauderdale, Fla., St. Thomas Aquinas  
 Michael Hill, 2015, K, 40, Tarpon Springs, Fla., Tarpon Springs  
 Chaz Hine, 2008-11, OL, 79, Lithia, Fla., Newsome  
 Lance Hoellke, 1997, QB, 16, Palm Beach, Fla.  
 Ronnie Hoggins, 2015-16, CB, 19, Coconut Creek, Fla., Monarch  
 Matt Holt, 1999, WR, 87, Bradenton, Fla., Bayshore  
 Nick Holman, 2015, LB, 44, Madison, Ala., Bob Jones  
 Derrick Hopkins, 2012-13, WR, 87, Opa Locka, Fla., Miami Monsignor Pace  
 Faron Homes, 2009-10, WR, 23, Bradenton, Fla., Southeast  
 Shelly Houston, 2002-03, OL, 65, Immokalee, Fla., Immokalee  
 Austin Hudson, 2016, DB, 27, Tampa, Fla., Plant/Wisconsin  
 Colton Hudson, 2012, DE, 57, Bradenton, Fla., Bradenton Christian  
 Kenny Huebner, 2002-03, DL/OL, 46, Lutz, Fla., Gaither  
 Matt Huners, 2005-08, OG, 71, Palm Harbor, Fla., Palm Harbor University  
 Tommy Hunter, 2000-01, 2003, DE/TE, 87/50, Crawfordville, Fla., Wakulla  
 Trevor Hypolite, 1997-98, TE, 83, Rockledge, Fla., Rockledge

**-I-I-I-**

Philip Ibsi, 2001-02, DE, 96, Miami, Fla., Carol City  
 Chris Iskra, 2000-03, WR, 83/9, Clearwater, Fla., Clearwater Catholic

**-J-J-J-**

Amari Jackson, 2005-07, WR, 18, Sarasota, Fla., Riverview

Charlie Jackson, 1997-2000, WR, 1, Miami, Fla., Edison  
 LaDarius Jackson, 2016, DE, 92, Birmingham, Ala., Parker/Hinds CC  
 Vincent Jackson 2015-16, LB, 15, Tampa, Fla., Jesuit  
 Elliot Jacobs, 2013, FB, 40, Fort Pierce, Fla., Central  
 Steven Jacques, 2013, OL/OG, 72, Hollywood, Fla., South Broward  
 Jamaal Jenkins, 2005-07, DB, 10/23, Belle Glade, Fla., Glades Central  
 JaQuez Jenkins, 2010-13, DB/S, 30/3, St. Petersburg, Fla., Lakewood  
 Mike Jenkins, 2004-07, DB, 2/4, Bradenton, Fla., Southeast  
 Mike Jeune, 2011-12, LB, 35, Jacksonville, Fla., Terry Parker  
 D'Ernest Johnson, 2014-16, RB, 32/2, Immokalee, Fla., Immokalee  
 Julian Johnson, 1999-2003, LB, 40/53, Longwood, Fla., Lyman  
 Ron Johnson, 1998-2000, NT, 49/97, Tampa, Fla., Armwood  
 Taurus Johnson, 2005-08, WR, 89, Cape Coral, Fla., Cape Coral  
 Clinton Jones, 2013-14, WR, 25, Fort Lauderdale, Fla., Blanche Ely  
 Johnnie Jones, 2001-05, DB, 35/27, Sarasota, Fla., Booker  
 Kenyatta Jones, 1997-2000, OT, 74, Gainesville, Fla., Eastside  
 Maurice Jones, 2000-03, LB, 6, Bradenton, Fla., Booker  
 Tim Jones, 2002-05, TE/DE, 82/99, Lakeland, Fla., Kathleen  
 Sabbath Joseph, 2007-10, LB, 43/11, Miami, Fla., Central  
 Mark Joyce, 2010-13, S, 26, Deland, Fla., Deland  
 Thor Jozwiak, 2012-15, OL, 64, Eagle Lake, Fla., Lake Region  
 Josh Julmiste, 2005-06, DE, 91, Miramar, Fla., Miramar  
 Pat Julmiste, 2003-06, QB, 17/3, Miramar, Fla., Miramar  
 Tavares Jurineack, 2000-02, DT, 94, Orlando, Fla., Cypress Creek

**-K-K-K-**

Jake Kaufman, 2013-14, OL, 77, Jersey City, N.J., St. Peters Prep  
 Brett Keane, 2016, QB, 7, Lakewood, Ohio/St. Edward  
 Richard Kelly, 2007-10, FB, 39/43, Bushnell, Fla., South Sumter  
 Devin Kennedy, 2003-04, RB, 24, Tampa, Fla., Plant  
 Andrew Ketchel, 2007-10, TE, 85, Shalimar, Fla., Choctawhatchee  
 Cedric King, 2002-03, WR, 7, St. Petersburg, Fla., Gibbs  
 James Kirkland, 1997, WR/DB, 29, Clearwater, Fla., Osceola  
 Marvin Kloss, 2011-14, K, 27, Naples, Fla., Barron Collier  
 Craig Kobel, 2001-04, DL, 40, Lake Worth, Fla., Santaluces  
 Stefan Konjanovski, DL, 61, Largo, Fla., Largo

**-L-L-L-**

Lindsey Lamar, 2009-12, RB/WR, 5, Tampa, Fla., Hillsborough  
 Michael Lanaris, 2009-12, LB, 55, Lake Mary, Fla., Lake Mary  
 Evan Landi, 2009 QB, 2010 WR, 2011, 2012 TE, 12/9, Coral Springs, Fla., Coral Springs Charter  
 Chris Lane, 2009-10, DB, 24, Miami, Fla., Everglades  
 Max Lang, 2012-13, OL, 67, Orlando, Fla., Boone  
 Devekeyan "DeDe" Lattimore, 2010-13, LB, 34, Athens, Ga., Cedar Shoals  
 Brooks Larkin, 2016, OL, 72, Bradenton, Fla., Manatee/Air Force Prep  
 Craig Laufer, 1997, OC, 61, Coral Springs, Fla., Taravella  
 Eric Lee, 2012-15, DE, 91, Daphne, Ala., Daphne  
 A.J. Legree, 2015, WR, 6, Fort White, Fla., Fort White/Kentucky  
 Jason Lehman, 2002-03, OL, 64, Los Angeles, Calif., Ribet Academy  
 Jon Lejstie, 2009-12, DB, 12/8, Delray Beach, Fla., Atlantic Community  
 C.J. Lewis, 2002-04, WR, 1, Titusville, Fla., Astronaut  
 Travis Lipp, 2001, 2003-04, WR, 81/23, Bradenton, Fla., Southeast  
 Kirk Livingstone, 2016, DE, 94, Fort Lauderdale, Fla./Stranahan  
 Craig Lloyd, 2003, FB, 38, Daytona Beach, Fla., Mainland  
 Casey Loesch, 1999, DL, 95, St. Petersburg, Fla., St. Petersburg  
 Hans Louis, 2013-14, LB, 50, Hollywood, Fla., Chaminade Madonna  
 A.J. Love, 2007-09, 2011, WR, 5/11, Bradenton, Fla., Southeast  
 Mike Love, 2014-16 LB/DE, 98, Clearwater, Fla., Countryside  
 Mike Lube, 2003-04, OL, 77, Palm Harbor, Fla., Palm Harbor University  
 Kenneth Lubrice, 2007-09, LB/TE, 54/34, Boca Raton, Fla., Spanish River  
 Terry Lucas, 2000, WR, 43, Manassas, Va., Osbourn  
 Aaron Lynch, 2013, DL, 19, Cape Coral, Fla., Island Coast HS/Notre Dame

**-M-M-M-**

Marion Mack, 2014-16, RB, 5, Sarasota, Fla., Booker  
 Jason Malouf, 1997-98, LB, 52, Tampa, Fla., Tampa Catholic  
 Roy Manns, 1997-2000, SS, 11, Clearwater, Fla., East Lake  
 Vassay Marc, 1997-2000, LB, 44, Miami, Fla., Northwestern  
 Victor Marc, 2009 QB, 2010-12, WR, 15, Hallandale, Fla., Hallandale  
 Craig Marshall, 2008-10, DE, 94, Fort Walton Beach, Fla., Choctawhatchee  
 Wes Marshall, 1997-98, TE, 84, DeLand, Fla., DeLand  
 Lawrence Martin, 2012-13, OL, 65, Daytona Beach, Fla., Seabreeze

Rico Martinez, 1997, DE, 57, Tampa, Fla., Tampa Catholic  
 Leon Matthews, 1998-2000, WR, 19, Sebring, Fla., Sebring  
 Eric Mayes, 2016, OL, 55, Sarasota, Fla./Booker/Milford Acad.  
 Chris McBee, 2002-03, OL, 69, Titusville, Fla., Astronaut  
 Tyre McCants, 2015-16, WR, 8, Niceville, Fla., Niceville  
 Keith McCaskill, 2008-11, DT, 51/91, Tallahassee, Fla., Godby  
 Kevin McCaskill, 2008-11, S, OL/C, 66, Tallahassee, Fla., Godby  
 Terrell McClain, 2007-10, DT, 97, Pensacola, Fla., Pensacola  
 Ramon McCollough, 2003-04, DT, 90, Daytona Beach, Fla., Mainland  
 Ronnie McCullough, 2004-05, LB, 58, Tampa, Fla., Hillsborough  
 Stafon McCray, 2013-14, RB, 28, Kissimmee, Fla., Osceola  
 Scott McCready, 1997, 1999, 2000, WR, 87/16, Tampa, Fla., King  
 Shane McElwain, 2006-08 DL/TE, 97/86, Palm Beach, Fla., Central  
 Mike McFarland, 2011-14, TE, 86/80, Tampa, Fla., Blake  
 Khalid McGee, 2001-05, DB, 31, Miami, Fla., Northwestern  
 John McGhin, 2009-11, OL, 71, Tallahassee, Fla., Florida State  
 Greg McKay, 2002, OL, 75, Ponchatoula, La./Ponchatoula  
 Anthony McKenzie, 1997-2000, DT/OG, 96/76/67, Hollywood, Fla., S. Broward  
 Tyrone McKenzie, 2007-08, LB, 52, Miami, Fla., Riverview  
 Dyrall McMillan, 1998-99, RB, 6/27, Bradenton, Fla., Southeast  
 Anwar McNeil, 2004, WR/DE, 82, Sebring, Fla., Sebring  
 Brian McNulty, 1997, OG, 69, Tampa, Fla., Jesuit  
 Alonzo McQueen, 2007-08, LB, 57, Jacksonville, Fla., Lee  
 Thanasi Mihalakos, 2010-11, DB, 33, Jacksonville, Fla., Terry Parker  
 Joel Miller, 2008-09 RB, 2010, 2011, WR, 27/25, Tampa, Fla., Wharton  
 John Miller, 1999-2002, DB, 36, Apopka, Fla., Lake Brantley  
 John Miller, 2002-05, OC, 61, Belle Glade, Fla., Glades Central  
 Josh Miller, 2002, RB, 40  
 Sam Miller, 2004-07, DB/LB, 29/56, Bushnell, Fla., South Sumter  
 Tevin Mims, 2012-13, DE, 99, Round Rock, Texas, Stony Point  
 Mike Minus, 2000-02, LB, 52, Miami, Fla., American  
 Aaron Milton, 1997, OG, 71, Bradenton, Fla., Southeast  
 Carlton Mitchell, 2007-09, WR, 2, Lutz, Fla., Gaither  
 Kawika Mitchell, 1999-2002, LB, 49/5, Winter Springs, Fla., Lake Howell  
 Terrence Mitchell, 2010-12, WR, 14/10, Tampa, Fla., Hillsborough  
 Jay Mize, 1997-2000, DB, 31, Palm Harbor, Fla., East Lake  
 Ben Moffitt, 2004-07, LB, 59, Bushnell, Fla., South Sumter  
 Brouce Mompremier, 2006-08 LB, 53, Miami, Fla., Edison  
 D'Vario Montgomery, 2012-13, WR, 17, Winter Park, Fla., Winter Park  
 Fidel Montgomery, 2012-13, DB, 14, Marianna, Fla., Marianna  
 Sidney Moore, 2003, DB, 35, Tampa, Fla., Hillsborough  
 Joe Morgan, 1998-2001, DB, 38, Miami, Fla., American  
 Micah Morgan, 2007, DB, 1, Tallahassee, Fla., Leon  
 Emerson Morris, 1999-2002, DE, 54, Miami, Fla., Northwestern  
 David Mullins, 2002-04, OB/DB, 11, Jacksonville, Fla., Bolles  
 Aaron Munoz, 2013, QB, 58, Pace, Fla., Pace  
 Jerome Murphy, 2006-09, DB/CB, 3, Elizabeth, N.J., Elizabeth  
 Demetris Murray, 2009-12, RB, 21, Buford, Ga., Buford  
 Alex Mut, 2013-16, WR, 84, Port Charlotte, Fla., Charlotte

**N-N-N-**

Emilio Nadelman, 2014-16, PK, 35, Miami, Fla., Central  
 Clavion Nelson, 2013-15, DL/OL, 56/65, Hollywood, Fla., South Broward  
 Brian Newsome, 1997, DB, 7, Bradenton, Fla., Manatee  
 Levi Newton, 2001-04, OL, 79, Jacksonville, Fla., Trinity Christian  
 Stephen Nicholas, 2003-06, LB, 51, Jacksonville, Fla., Lee  
 Deatrick Nichols, 2014-16, CB, 3, Miami, Fla., Miami Central  
 Huntley Nicholson, 1997, DB, 30, Belle Glade, Fla., Glades Central  
 Marcus Norman, 2016, OL, 77, Sebastian, Fla., Sebastian River

**-O-O-O-**

Quincy Okolie, 2007-08, TE, 88, West Palm Beach, Fla., Palm Beach Central  
 Mark Oliver, 2013, DB, 38, St. Petersburg, Fla., Osceola HS/Quincy

**-P-P-P-**

Mike Padilla, 2007-08, FB, 38, Cape Coral, Fla., Cape Coral  
 Kevin Patullo, 2000-02, QB, WR, 18, Weston, Fla., Weston  
 Cesar Paz, 2002, OC, 63, Tampa, Fla., Gaither  
 Brandon Peguese, 2007, LB, 47, Greensboro, NC, Girmsley  
 Marvin Peoples, 2006-08, LB, 42, Apopka, Fla., Apopka  
 Cameron Perkes, 2008, DB, 35, Pensacola, Fla., Woodham  
 Rafael Perez, 1998, DT, 92, Miami, Fla., Miami Springs  
 Daniel Perry, 2013-14, DL, 94, Fort Lauderdale, Fla., University

ALL-TIME ROSTER

Iliia Petrov, 2006, 2008 P, 36, Tampa, Fla., Tampa Bay Tech  
 Johnny Peyton, 2004-05, WR, 8, Dade City, Fla., Pasco  
 Willie Phelps, 2004, DB, 30, Sarasota, Fla.  
 Sam Phillips, 2002, DB, 19, Winter Park, Fla., Winter Park  
 Michael Pierre, 2013, RB, 45, Winter Garden, Fla., Agape Christian/  
 Golden West College  
 Jason Pierre-Paul, 2009, DE, 90, Deefield Beach, Fla., Deerfield Beach  
 Shurron Pierson, 2001-02, DE, 41, Wildwood, Fla., Wildwood  
 Moise Plancher, 2006-09, 2010, RB, 1/3, Naples, Fla., Barron Collier  
 Ricky Ponton, 2005-06, RB, 5, Tampa, Fla., Hillsborough  
 Marlon Pope, 2014-15, TE, 11, Hattiesburg, Miss., Hattiesburg HS/  
 Mississippi Gulf Coast CC  
 Mark Popek, 2009-12, OT, 74, Plant City, Fla., Plant City  
 Cory Porter, 1997-2000, WR, 80, Tarpon Springs, Fla., Tarpon Springs  
 Darren Powe, 2011, DL/OL, 75, Mayo, Fla., Lafayette  
 Antoine Pozniak, 2012-13, LB, 44, Jersey City, N.J., Bishop Grimes  
 Sean Price, 2012-15, TE, 12, Citra, Fla., North Marion  
 Trent Pupello, 2008, TE, 44, Tampa, Fla. Jefferson

-Q-Q-Q-

Naser Qureshi, 2000, WR, 85, Miami, Fla., Sunset

-R-R-R-

Derrick Rackard, 1997-2001, RB, 26, Reddick, Fla., North Marion  
 Ean Randolph, 2006, WR, 80, Plant City, Fla., Durant  
 Mistral Raymond, 2009-10, DB, 16, Palmetto, Fla., Palmetto  
 Ryan Reardon, 1997, PK, 14, Coral Springs, Fla., Coral Springs  
 Greg Reaves, 2016, DE, 41, Bradenton, Fla., Manatee/Air Force Prep  
 Clay Rebol, 2000-01, LB, 48, Port Charlotte, Fla., Charlotte  
 Jordan Reed, 2015-16, WR, 82, Tampa, Fla., Plant  
 J.R. Reed, 2000-03, DB, 27/32, Tampa, Fla., Hillsborough  
 Austin Reiter, 2011-14, C/OL, 78, Bradenton, Fla., Lakewood Ranch  
 Patrick Ricardson, 2008-09, WR, 80, Pensacola, Fla. Woodham  
 Steve Riggs, 1997, PK, 6, Clearwater, Fla., East Lake  
 Julian Riley, 2006-07, DT/NT, 99/91, St. Petersburg, Fla., Lakewood  
 Marcus Rivers, 1997, WR, 81, Panama City, Fla., Ruthford  
 Tyler Robb, 2013-14, DB, 39, Tampa, Fla., Tampa Catholic  
 Lamar Robbins, 2013-14, 2016 DB, 6, Miami, Fla., Southridge  
 Tyller Roberts, 2005-08, DB, 26/6, Orlando, Fla., Edgewater  
 Chris Robinson, 2006-09, LB, 49, Bunnell, Fla., Flagler, Palm Coast  
 Kenny Robinson, 2000-03, DB, 20/21, Pensacola, Fla., Escambia  
 Tavarious Robinson, 2003-05, DE, 46, Goulds, Fla., Homestead  
 Dan Rodimer, 1999-2000, TE/OT, 86, Rockaway, N.J., Seton Hall Prep  
 Terrence Royal, 2002-05, DE, 56, Tampa, Fla./Wharton  
 Cameron Ruff, 2014-16, OL, 74, Tampa, Fla., Jesuit  
 DeAndrew Rubin, 1999-2002, WR, 81/4, St. Petersburg, Fla., Dixie Hollins  
 Mike Ruegger, 2002-05, RB/TE, 48, Gainesville, Fla., P.K. Yonge  
 Cameron Ruff, 2014-16, OL, 74, Tampa, Fla. Jesuit

-S-S-S-

Patrick St. Louis, 2003-06, LB, 54, Miami, Fla., Washington  
 Torrel Saffold, 2013-14, DB, 21, Kansas City, Kan., Sumner Academy/Butler CC  
 Darnell Salomon, 2016, WR, 3, Miami, Fla., Miami Central  
 Luke Sager, 2010-13, DL, 92, Niceville, Fla., Niceville  
 Brandon Salinas, 2009-11, 2013, DB, 23/31, Orlando, Fla., Oak Ridge  
 Alvin Salter, 1998-2001, DB/WR, 20, Tallahassee, Fla., Florida A&M High  
 Alex Salvato, 2014-16, LS, 59, Lakeland, Fla., Victory Christian Academy  
 Aston Samuels, 2007, 2009, RB, 20, Belle Glade, Fla., Glades Central  
 Armando Sanchez, 2009-11, LB, 51, St. Petersburg, Fla., Northeast  
 Auggie Sanchez, 2014-16, FB/LB, 43, St. Petersburg, Fla., Northeast  
 Devin Sanderson, 2000-02, P, 98/13, Mullica Hills, N.J., Clearview  
 Trevon Sands, 2016, RB, 28, Miami, Fla., Southwest  
 Mike Sandy, 1997-98, DB, 13, St. Petersburg, Fla., Osceola  
 Derrick Sarosi, 2001-04, OT, 66, Titusville, Fla., Astronaut  
 Nico Sawtelle, 2016, LB, 54, Jensen Beach, Fla., Jensen Beach  
 Kendall Sawyer, 2014, CB, 11, Lehigh Acres, Fla., East Lee County  
 Marquez Valdes-Scantling, 2016, WR, 11, St. Petersburg, Fla., Lakewood/  
 N.C. State  
 Eric Schaum, 2000, PK, 50, Englewood, Fla., Lemon Bay  
 Ryan Schmidt, 2006-08, OG/OC, 65, Boca Raton, Fla., Boca Raton  
 Eric Schwartz, 2009-10, K, 32, Hudson, Fla., Hudson  
 Darrell Scott, 2010-11, RB, 3, Ventura, Calif., St. Bonaventure  
 Larry Scott, 1997-99, OT, 70, Sebring, Fla., Sebring

Antonio Searcy, 2004, DL/OL, 97, Ft. Lauderdale, Fla., Stranahan  
 Nathan Seay, 2002, OL, 67, Bushnell, Fla., South Sumter  
 Lee Roy Selmon, 1999, 2000, 2003-04, DL, Odessa, Fla., Sicklees  
 George Selvie, 2006-09, DE, 95, Pensacola, Fla., Pine Forest  
 Deadrin Senat, 2014-16, DT, 10, Immokalee, Fla., Immokalee  
 Eric Setser, 2006-08, LS, 67/73, Ridgewood, Ohio, North Union  
 Anthony Severino, 2004-07, QB, 12, Tampa, Fla., Jesuit  
 Marcus Shaw, 2010-13, RB, 32/20, Arcadia, Fla., DeSoto  
 Allyson Sheffield, 2002-04, WR, 6, Miami, Fla./Northwestern  
 Jason Sherman, 2007-09, WR, 2/1, Jacksonville, Fla., First Coast  
 Andreas Shields, 2009-12, TE, 88, Tampa, Fla., Wharton  
 Adam Shuler, 1998, DT, 91, Orlando, Fla., Evans  
 Jon Simmons, 2002-05, DE, 45, Clearwater, Fla., Clearwater Catholic  
 Chad Simpson, 2004-05, RB, 20, Miami, Fla., Edison  
 Sidney Simpson, 2001-04, QB, 11/1, Opa-locka, Fla., Northwestern  
 Jacob Sims, 2007-10, OT, 64, Winter Park, Fla., Winter Park  
 Jonny Sitton, WR, 22, Largo, Fla., Indian Rocks Christian  
 Charlynn Sinclair, 2008, DB, 31, Jacksonville, Fla., Madarin  
 Joshua Sipp, 1997-2000, OG/OC, 68, Tampa, Fla., Hillsborough  
 Devon Small, 2001-02, OL, 78, Miami, Fla., Monsignor Pace  
 Joshua Smiley, 2007, LB/DE, 48, Milton, Fla., Milton  
 Terrance Smiley, 1997, 1998, NT, 33, Lake Wales, Fla., Lake Wales  
 Derratrice Smith, 2003-04, DB, 41, Ft. Lauderdale, Fla., St. Thomas Aquinas  
 Hugh Smith, 1999-2002, RBWR, 33/2, Merritt Island, Fla., Merritt Island  
 Jake Smith, 2013, OL, 69, Brandon, Fla., Bloomingdale  
 Marshall Smith, 1997-2000, LB, 46, St. Cloud, Fla., St. Cloud  
 Michael Smith, 2016, OL, 63, Miami, Fla., Central  
 Shannon Smith, 2016, DB, 46, Brandon, Fla., Armwood/Concordia Univ.  
 Walt Smith, 2005-06, DB/RB, 25, Bartow, Fla., Bartow  
 Mike Snellgrove, 1999-2001, TE/OT, 92/65, Dothan, Ala., Dothan  
 Mark Sopcik, 2001-03, OG, 76, Lutz, Fla., Land O' Lakes  
 Matt Sparrowhawk, 2000-01, OG, 61, Lithia, Fla., Durant  
 Jalen Spencer, 2013-16, DB, 30, Pensacola, Fla., Pensacola  
 Donte Spires, 2007, 2010, LB, 55, Tampa, Fla., Pearl River Community College  
 Jerome Springfield, 2004-05, OT, 72, Ft. Myers, Fla., Lehigh Acres  
 Leslie Stirrups, 2009, DT, 44, Tampa, Fla., Hillsborough  
 Tyler Stowell, 2009-10, WR, 14, St. Petersburg, Fla., Northside Christian  
 Tabarie Sullivan, DB, 47, Orlando, Fla., Boone  
 Brian Surcy, 1997-98, RB, 25, Tampa, Fla., Bloomingdale  
 Rahmon Swain, 2013-14, LB, 18, Lithonia, Ga., Martin Luther King HS/  
 Butler CC  
 Kennard Swanson, 2014, FB, 47, Lakeland, Fla. Lake Gibson

-T-T-T-

Ernie Tabuteau, 2011-12, DB, 24, Miami, Fla., North Miami  
 Cedric Tate, 1997-98, DB/LB, 27, Avon Park, Fla., Avon Park  
 Jamar Taylor, 2007-09, RB, 33, Lakeland, Fla., Lakeland  
 Justin Teachey, 2005-08, PK, 27, Palmetto, Fla., Palmetto  
 Danny Thomas, 2015-16, LB, 53, Fort Lauderdale, Fla., Amos P. Godby  
 Eric Thomas, 2004-05, DL, 50, Lake City, Fla., Columbia  
 Jaymon Thomas, 2015-16, S, 18, Immokalee, Fla., Immokalee  
 David Thompson, 1997-98, DB, 8, Palm Beach, Fla., Palm Beach Lakes  
 Demi Thompson, 2013, DT, 93, Longwood, Fla., Lake Mary  
 Dominique Threatt, 2013-16, OL, 61, Atlanta, Ga., Tri-Cities  
 Darius Tice, 2013-15, RB, 13/31, Miami, Fla., Northwestern  
 Danny Tolley, 2006-08, OT/OG, 73, Wesley Chapel, Fla., Wesley Chapel  
 Caleb Tucker, 2013, OL, 79, Tampa, Fla., Tampa Bay Tech  
 Maurice Tucker, 2001-02, DB, 21, Bartow, Fla., Bartow  
 Tye Turner, 2013-15, TE/FB, 45/33, Hampton, Ga., Griffin

-U-U-U-

Siaosi Uhatata, 2004-06, DL/FB, 39, St. Petersburg, Fla., Gibbs  
 Tony Umholtz, 1997-99, P, 35, Largo, Fla., Osceola  
 Mike Usry, 1999-2000, QB, 6/13, Tallahassee, Fla., N. Florida Christian

-V-V-V-

Danny Verpaele, 2004, 2006, 2008, DB, 17, Merritt Island, Fla., Merritt Island  
 Kevin Verpaele, 2000, 2001, 2002, 2003, DB, 17, Merritt Island, Fla., Merritt Island  
 Isaac Virgin, 2009, 2010, 2011, TE, 12, Fort Pierce, Fla., Westwood

-W-W-W-

Walter Walker, 2004-07, OL/OG, 75, Ft. Lauderdale, Fla., South Plantation  
 Michael Walsh, 2009-11, LS, 68, Tampa, Fla., Plant

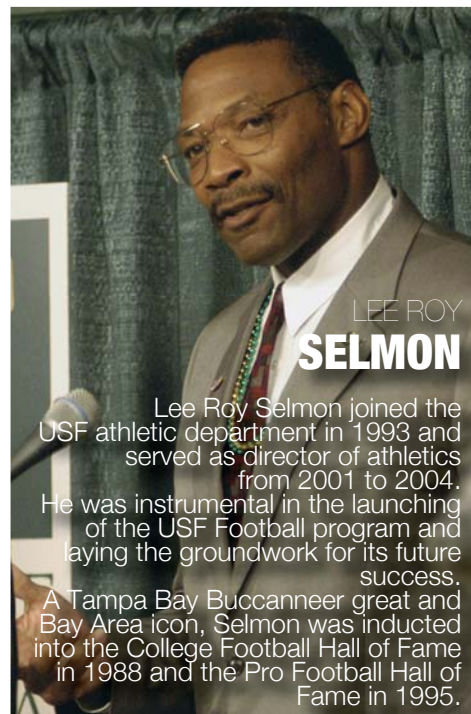
Greg Walls, 1999-2002, DL, 8, Sarasota, Fla., Booker  
 Johnny Ward, 2013-16, DB, 24, Moultrie, Ga., Colquitt County  
 Antonio Warren, 2001-04, DB, 24/4, Miami, Fla., North Miami Beach  
 Jeremiah Warren, 2008-11, OL, 55, Panama City, Fla., Bay  
 Quenton Washington, 2008-11, DB, 16/2, Fort Myers, Fla., Fort Myers  
 LaDre Watkins, 2009, LB, 47, Tampa, Fla., Wharton  
 Elkino Watson, 2011-14, DT, 53, Miami, Fla., Booker T. Washington  
 Thed Watson, 2005-06, OT, 55, St. Petersburg, Fla., Lakewood  
 Kayvon Webster, 2009-12, DB, 6, Opa Locka, Fla., Miami Monsignor Pace  
 Deonte Welch, 2011-14, WR, 83, Williston, Fla., Williston  
 Grant White, 2013, FB, 39, Watertown, N.Y., South Jefferson HS/Jefferson CC  
 Kevin White, 1997, FB, 13, Tallahassee, Fla., Lincoln  
 Mike White, 2013-14, QB, 14, Fort Lauderdale, Fla., University  
 Chase Whitehead, 2015, WR, 26, Fort Walton Beach, Fla., Choctawhatchee  
 Tashon Whitehurst, 2012-15, LB, 51, Gainesville, Fla., Gainesville  
 Brent Whitfield, 1997-99, OT, 77, Minneola, Fla., South Lake  
 Huey Whittaker, 2001-03, WR, 15, Springstead, Fla., Springstead  
 Mitchell Wilcox, 2016, TE, 89, Tarpon Springs, Fla., Tarpon Springs  
 Mazzi Wilkins, 2015-16, CB, 23, Tampa, Fla., Plant  
 Anthony Williams, 1998-2001, LB, 39, Pahokee, Fla., Pahokee  
 Benjamin Williams, 2005-08, RB, 30, Lake Wales, Fla., Lake Wales  
 Bryan Williams, 2002-03, WR, 86, Gainesville, Fla., P.K. Yonge  
 Carlton Williams, 2005-08, DB, 32, Valdosta, Ga., Valdosta  
 Darrell Williams, 2011-14, OL, 76, Orlando, Fla., Evans  
 Jacquian Williams, 2009-10, LB, 57, Riverview, Fla., Riverview  
 Keith Williams, 1997, RB, 32, Ft. Myers, Fla., Bishop Verot  
 LaFann Williams, 1998-99, RB/DB, 5, Pahokee, Fla., Pahokee  
 Rafael Williams, 1997-2000, RB, 28, Perry, Fla., Taylor County  
 Trae Williams, 2004-07, RB/DB, 34/21, Plant City, Fla., Durant  
 Willie Williams, 2004, WR, 15, Lake Wales, Fla., Lake Wales  
 Brian Wilson, 1997-99, LB, 42, Palm Harbor, Fla., Tarpon Springs  
 Evan Wilson, 2015, WR, 18, Sarasota, Fla., Out-of-Door Academy  
 Jeffrey Wilson, 2008-09, WR, 83, Miramar, Fla., Everglades  
 Kion Wilson, 2008-09, LB, 42, Jacksonville, Fla., Raines  
 Theo Wilson, 2008-09, WR, 21/9, Dunedin, Fla., Dunedin  
 Scott Wolf, 2003, DE, 96, Ft. Lauderdale, Fla., St. Thomas Aquinas  
 Demetrius Woods, 1997-98, LB, 45, Miami, Fla., North Miami Beach  
 Mitchell Wright, 2013, LB, 55, Tampa, Fla., Plant

-Y-Y-Y-

Jerrell Young, 2008-11, S, 1, Miami, Fla., North Miami Beach

-Z-Z-Z-

Carl Zalak, 2000, DL, 90, Weston, Fla.



LEE ROY SELMON

Lee Roy Selmon joined the USF athletic department in 1993 and served as director of athletics from 2001 to 2004. He was instrumental in the launching of the USF Football program and laying the groundwork for its future success. A Tampa Bay Buccaneer great and Bay Area icon, Selmon was inducted into the College Football Hall of Fame in 1988 and the Pro Football Hall of Fame in 1995.

OUTLOOK

PLAYERS

COACHES

REVIEW

RECORDS

HISTORY

USF

MEDIA



ALL-TIME NUMBERS

2017 USF FOOTBALL

- OUTLOOK
- PLAYERS
- COACHES
- REVIEW
- RECORDS
- HISTORY
- USF
- MEDIA

1	Charlie Jackson.....	1997-2000
	Joe Morgan.....	2001
	C.J. Lewis.....	2002-04
	Sidney Simpson.....	2002-04
	Courtney Denson.....	2005
	Moise Plancher.....	2006
	Jason Sherman.....	2007-09
	Jerrel Young.....	2008-11
	Chris Dunkley.....	2012-14
	Chris Barr.....	2015-
2	Edwin Greene.....	1997-2000
	Hugh Smith.....	2001-02
	DeJuan Green.....	2003
	Andre Hall.....	2004-05
	Mike Jenkins.....	2004
	Jackie Chambers.....	2006
	Carlton Mitchell.....	2007-09
	Dylan Douglas.....	2007
	Quenton Washington.....	2008-11
	Sterling Griffin.....	2012
3	Steven Bench.....	2013-14
	Jamie Byrd.....	2014
	Armunz Mathwes.....	2016
	D'Ernest Johnson.....	2016-
	Ahmad Hayes.....	1997
	Lakenji Cooper.....	1998
	Ron Hemingway.....	2000-03
	Pat Julmiste.....	2004-06
	Jerome Murphy.....	2006-09
	Moise Plancher.....	2005-10
4	Darrell Scott.....	2011
	JaQuez Jenkins.....	2012-13
	Deatrick Nichols.....	2014-
	Darnell Salomon.....	2016-
	Clif Dell.....	1997-98
	Jon Chivas.....	1999
	DeAndrew Rubin.....	2000-02
	Antonio Warren.....	2003-04
	Carlton Hill.....	2005
	Mike Jenkins.....	2005-07
5	Daniel Bryant.....	2008
	Tyson Butler.....	2008-11
	Chris Bivins.....	2012-13
	Jimmy Bayes.....	2015-
	Bryan Freese.....	1997
	Kawika Mitchell.....	2000-02
	Brian Fisher.....	2003
	A.J. Brant.....	2004-05
	Ricky Ponton.....	2005-2006
	Nate Allen.....	2006-09
6	A.J. Love.....	2008
	Lindsey Lamar.....	2009-12
	Marlon Mack.....	2014-16
	Steve Riggs.....	1997
	Dyral McMillan.....	1998
	Mike Ustry.....	1999
	Maurice Jones.....	2000-03
	Allynson Sheffield.....	2002-04
	Johnnie Jones.....	2005
	Amp Hill.....	2006
7	Edner Alcín.....	2007-09
	Tyler Roberts.....	2007-08
	Kayvon Webster.....	2009-12
	Lamar Robbins.....	2014-16
	A.J. Legree.....	2015-16
	Brian Newsome.....	1997
	Bill Gramatica.....	1998-2000
	Anthony Williams.....	2001
	Santiago Gramatica.....	2001-04
	Cedric King.....	2002-03
Louis Gachette.....	2005-08	
8	Courtney Denson.....	2007
	Ryne Giddens.....	2009-10
	B.J. Daniels.....	2008-12
	Andre Davis.....	2014
	Brett Kean.....	2015-
	David Thompson.....	1997-98
	Greg Walls.....	1999-2002
	Johnny Peyton.....	2004-05
	Courtney Denson.....	2006
	Matt Grothe.....	2006-09
9	Jon Lejiste.....	2010-12
	Derrick Calloway.....	2013-14
	Tyre McCants.....	2015-
	Aleous Chambers.....	1999
	Chris Iskra.....	2001-03
	Joe Bain.....	2004
	Cedric Hill.....	2005-08
	Theo Wilson.....	2009
	Evan Landi.....	2010-12
	Shawn Hill.....	2014-15
10	Quinton Flowers.....	2014-
	Chad Barnhardt.....	1997-98
	Marquel Blackwell.....	1999-02
	J.B. Garris.....	2004
	Jamaal Jenkins.....	2005
	Keeley Dorsey (deceased).....	2006
	Terrence Mitchell.....	2011-12
	Deadrin Senat.....	2013-
	Chris Oladokun.....	2016-
	Roy Manns.....	1997-2000
11	Sidney Simpson.....	2001
	David Mullins.....	2002-04
	Marcus Edwards.....	2005-08
	Sabbath Joseph.....	2009-10
	A.J. Love.....	2009-11
	Matt Floyd.....	2012-13
	Kendall Sawyer.....	2014
	Marlon Pope.....	2014-15
	Marquez Valdes-Scantling.....	2016-
	Anthony Henry.....	1997-00
12	Javan Camon (deceased).....	2001-04
	Anthony Severino.....	2004-07
	John Lejiste.....	2008-09
	Evan Landi.....	2008-09
	Isaac Virgin.....	2010-11
	Sean Price.....	2012-15
	Andre Polk, Jr.....	2016-
	Kevin White.....	1997
	Mike Sandy.....	1998
	Mike Ustry.....	2000
13	Devin Sanderson.....	2001-02
	Billy Henderson.....	2004
	Dexter Baldwin.....	2008-09
	Curtis Weatherspoon.....	2010-11
	Bobby Eveld.....	2010-13
	Tajee Fullwood.....	2014-
	Darius Tice.....	2016-
	Mike Sandy.....	1997
	Ronnie Banks.....	2001-04
	David Cozzo.....	2007
14	Tyler Stowell.....	2009-10
	Terrence Mitchell.....	2010
	Fidel Montgomery.....	2012-13
	Mike White.....	2013-14
	Deangelo Antoine.....	2016-
	Mike Hampton.....	2016-
	Reshod Durant.....	1999
	Huey Whittaker.....	2001-03
	Willie Williams.....	2004
	Sam Miller.....	2005
15	Grant Gregory.....	2006-08
	Victor Marc.....	2009-12
	Zach Benjamin.....	2013-14
	Vincent Jackson.....	2015-
	Lance Hoeltke.....	1997
	Scott McCready.....	1999-2000
	Brian Fisher.....	2001-02
	Jason Allen.....	2001-05
	Mistral Raymond.....	2008-10
	Tommy Eveld.....	2013
16	Reshard Cliett.....	2011-14
	Darren Bishop.....	1997-98
	Glen Gauntt.....	1999
	Kevin Verpaele.....	2000-03
	Pat Julmiste.....	2003
	Danny Verpaele.....	2004, 2006, 2008
	Sterling Griffin.....	2009-11
	D'Vario Montgomery.....	2012-13
	Tommy Eveld.....	2014
	Glen Gauntt.....	1998
17	Kevin Patullo.....	2000-02
	Amarri Jackson.....	2005-07
	Justin Brockhaus-Kann.....	2010-12
	Rahmon Swain.....	2013-14
	Jaymon Thomas.....	2015-
	DeVontres Dukes.....	2016-
	Ryan Reardon.....	1997
	Leon Matthews.....	1998-2000
	Bruce Gipson.....	2001-04
	Sam Phillips.....	2002
18	Antwon Hanks.....	2006-08
	David Aristil.....	2012
	Aaron Lynch.....	2013
	Eric Dundy.....	2014
	Ronnie Hoggins.....	2015-
	Alvin Salter.....	1998-2001
	Kenny Robinson.....	2000-02
	Quinton Callum.....	2003
	Chad Simpson.....	2004-05
	Aston Samuels.....	2007-09
19	Marcus Shaw.....	2011-13
	Devin Abraham.....	2014-
	Otis Dixon.....	1997-2000
	Maurice Tucker.....	2001-02
	Kenny Robinson.....	2003
	Trae Williams.....	2004-07
	Theo Wilson.....	2008
	Demetris Murray.....	2008-12-
	Torrel Saffold.....	2013-14
	Khalid McGee.....	2015-
20	Jermaine Clemons.....	1997-99
	Elgin Hicks.....	2001-03
	Andre Copeland.....	2004
	Ryan Gilliam.....	2006-07
	George Baker.....	2008-12
	Hassan Childs.....	2013-16
	Bernard Brown.....	1997-2001
	DeJuan Green.....	2002
	Travis Lipp.....	2003-04
	Jamaal Jenkins.....	2006-07
21	Rhett Hamrick.....	2008
	Faron Hornes.....	2009-10
	Brandon Salinas.....	2011
	Kenneth Durden.....	2012-13
	Mazzi Wilkins.....	2015-
	Glenn Davis.....	1997-2000
	Antonio Warren.....	2001-02
	Delbert Alvarado.....	2006
	Shawn Cannon.....	2007-08
	Chris Lane.....	2009-10
22	Ernie Tabuteau.....	2011
	Bradley Battles.....	2010-12
	Johnny Ward.....	2013-16
	Brian Surcy.....	1997-98
	Vince Brewer.....	2000-03
	Walt Smith.....	2005-06
	Delbert Alvarado.....	2007-09
	Joel Miller.....	2010-11
	Joshua Brown.....	2012-13
	Clinton Jones.....	2013-14
23	Cameron Gergley.....	2016
	Derrick Rackard.....	1997-2001
	Billy Henderson.....	2002-03
	Tyler Roberts.....	2005-08
	Mike Ford.....	2007-09
	Mark Joyce.....	2010-13
	Cameron Gergley.....	2015-
	Tommy Eveld.....	2013
	Reshard Cliett.....	2011-14
	Darren Bishop.....	1997-98
24	Glen Gauntt.....	1999
	Kevin Verpaele.....	2000-03
	Pat Julmiste.....	2003
	Danny Verpaele.....	2004, 2006, 2008
	Sterling Griffin.....	2009-11
	D'Vario Montgomery.....	2012-13
	Tommy Eveld.....	2014
	Glen Gauntt.....	1998
	Kevin Patullo.....	2000-02
	Amarri Jackson.....	2005-07
25	Justin Brockhaus-Kann.....	2010-12
	Rahmon Swain.....	2013-14
	Jaymon Thomas.....	2015-
	DeVontres Dukes.....	2016-
	Ryan Reardon.....	1997
	Leon Matthews.....	1998-2000
	Bruce Gipson.....	2001-04
	Sam Phillips.....	2002
	Antwon Hanks.....	2006-08
	David Aristil.....	2012
26	Aaron Lynch.....	2013
	Eric Dundy.....	2014
	Ronnie Hoggins.....	2015-
	Alvin Salter.....	1998-2001
	Kenny Robinson.....	2000-02
	Quinton Callum.....	2003
	Chad Simpson.....	2004-05
	Aston Samuels.....	2007-09
	Marcus Shaw.....	2011-13
	Devin Abraham.....	2014-

ALL-TIME NUMBERS

26	Chase Whitehead.....	2015	Craig Lloyd.....	2003	Mattias Ciabatti.....	2013-15
	Craig Watts.....	2016-	Mike Padilla.....	2007-08	Jason Butler.....	1997-99
27	Cedric Tate.....	1997-1998	Craig Breen.....	2009	Tommy Huner.....	2003
	Dyral McMillan.....	1999	Ricardo Dixon.....	2010-11	Eric Thomas.....	2004-05
	J.R. Reed.....	2000	Spencer Cavalieri.....	2012	Chase Geaney.....	2008
	Solomon Burgess.....	2001-02	Mark Oliver.....	2013	Hans Louis.....	2013-14
	Johnnie Jones.....	2003-04	39 Anthony Williams.....	1997-2000	51 Joey Camero.....	1997-99
	Justin Teachey.....	2005-08	David Bossone.....	2002	Devon Davis.....	2002
	Tyrone McKenzie.....	2007-08	Siaosi Uhatafe.....	2004-05	Stephen Nicholas.....	2003-06
	Jimel Atkins.....	2013	Richard Kelly.....	2007	Armando Sanchez.....	2008-11
	Marvin Kloss.....	2011-14	Tyler Robb.....	2013	Tashon Whitehurst.....	2012-15
	Austin Hudson.....	2016	Grant White.....	2013	52 Jason Malouf.....	1997-98
28	Rafael Williams.....	1997-2000	40 Elliot Jacobs.....	2013	Mike Minus.....	2000-2002
	Clenton Crossley.....	2001-04	Julian Johnson.....	1999-2000	Daniel Burney.....	2002
	Mike Benzer.....	2005-06	Craig Kobel.....	2001-04	Devon Davis.....	2003-04
	Maikon Bonani.....	2008, 2010-12	Josh Miller.....	2002	Treco Bellamy.....	2005-06
	Starfon McCray.....	2013-14	Houston Hess.....	2006-08	Lucas Darr.....	2007, 2008
	Trevon Sands.....	2016-	Chris Breit.....	2010-12	Rony Delisca.....	2011
29	James Kirkland.....	1997	Kalin Hall.....	2012	Zack Bullock.....	2012-15
	Patrick Payton (deceased).....	2000 (redshirt)	Michael Hill.....	2015	53 Ryan Benjamin.....	1997-2000
	Sam Miller.....	2004	41 George Higgins.....	1999	Julian Johnson.....	2002-03
	Colby Erskin.....	2006, 2008-09	Brandon Schiralli.....	2000	Brouce Mompremier.....	2005-08
	C.J. Garye.....	2012-15	Shurron Pierson.....	2001-02	Elkino Watson.....	2011-14
30	Huntley Nicholson.....	1997	Drametrice Smith.....	2003-04	Danny Thomas.....	2015-
	Dudley Hill.....	1998	Jason Fox.....	2007	Emerson Morris.....	1999-2002
	Courtney Davenport.....	2000	Patrick Hampton.....	2008-11	Patrick St. Louis.....	2003-06
	Eric Conway.....	2002-03	Tommie Hankerson.....	2013	Kenneth Luberice.....	2008
	Willie Phelps.....	2004	Jake Carlton.....	2013-14	Julius Forte.....	2010-13
	Benjamin Williams.....	2005-08	Brent Gordon.....	2015-16	LeGrande Harley.....	2014
	JaQuez Jenkins.....	2010-11	42 Brian Wilson.....	1997-99	Nico Sawtelle.....	2016
	Jalen Spencer.....	2013-16	D'Juan Brown.....	2002-05	55 Steve Hatley.....	1997-2000
31	Jay Mize.....	1997-2000	Marvin Peoples.....	2006-07	Cedric Battles.....	2001-04
	Courtney Davenport.....	2001-2003	Kion Wilson.....	2008-09	Thed Watson.....	2005-06
	Charlton Sinclair.....	2008	Jake Carlton.....	2011	Donte Spires.....	2007
	Spencer Boyd.....	2011	Corian Hamilton.....	2013-15	Jeremiah Warren.....	2008-11
	Ernie Tabuteau.....	2012	43 Terry Lucas.....	2000	Michael Lanaris.....	2009-12
	Brandon Salinas.....	2013	Sabbath Joseph.....	2008	Mitchell Wright.....	2013
	Darius Tice.....	2013-15	Richard Kelly.....	2009-10	Josh Black.....	2014-
	Elijah Mack.....	2016-	Auggie Sanchez.....	2013-	Eric Mayes.....	2016-
32	Keith Williams.....	1997	44 Vassay Marc.....	1997-2000	Tchecoy Blount.....	1998-2001
	Solomon Burgess.....	1999-2000	Mark Feldman.....	2002-04	Terrence Royal.....	2002-05
	J.R. Reed.....	2001-03	Devin Gordon.....	2006	Sam Miller.....	2006-07
	Carlton Williams.....	2005-08	Trent Pupello.....	2008	Marvin Peoples.....	2008
	Eric Schwartz.....	2009-2010	Quavon Taylor.....	2008	Donte Spires.....	2010
	Marcus Shaw.....	2010-2013	Leslie Stirrups.....	2009	Clavion Nelson.....	2012-13
	Willie Davis.....	2013	Tyler Guy.....	2011	Juwuan Brown.....	2014-
	D'Ernest Johnson.....	2014-15	Antoine Pozniak.....	2012-13	57 Carl Charles.....	1997
33	Terrence Smiley.....	1997-98	Nick Holman.....	2015	Chris Daley.....	1999-2002
	Hugh Smith.....	1999-2000	Jonathan Hernandez.....	2016	Josh Balloon.....	2003-2005
	Jeremy Burnett.....	2004-06	45 Demetrius Woods.....	1997-98	Alonzo McQueen.....	2007-08
	Jamar Taylor.....	2007-09	Jon Simmons.....	2002-05	Jacquian Williams.....	2009-10
	Thanasi Mihalakos.....	2011	Eric Setser.....	2008	Sharly Azard.....	2011
	Tye Turner.....	2013-15	Rony Delisca.....	2009	Colton Hudson.....	2012
34	Jason Fox.....	1997	Kevin Gidrey.....	2010	Nigel Harris.....	2013-16
	Quinton Callum.....	2001-02	Tye Turner.....	2011	58 Ian Blackwell.....	2000
	Jeff Hawkins.....	2008	Michael Pierre.....	2013	Ronnie McCullough.....	2004-05
	Kenneth Luberice.....	2009	Brandon Behr.....	2016	Darryl Dudding.....	2006-07
	DeDe Lattimore.....	2010-13	46 Marshall Smith.....	1997-00	David Bedford.....	2008-10
35	Tony Umholtz.....	1997-99	Kenny Huebner.....	2002	Aaron Munoz.....	2013
	Jake Hickson.....	2000	Tavarious Robinson.....	2003-05	59 Vinny Capogna.....	2002-03
	Johnnie Jones.....	2001-02	Sabbath Joseph.....	2007	Ben Moffitt.....	2004-07
	Sidney Moore.....	2003	Cory Grissom.....	2008-12	Cody Durakovic.....	2010-11
	Kyle Bronson.....	2005	Derek Glenn.....	2013	Alex Salvato.....	2013-16
	Cameron Perkins.....	2008	Shannon Smith.....	2016	60 Craig Laufer.....	1997
	Mike Jeune.....	2011-12	47 Matt Dunkle.....	1999	Danou Estenor.....	2008-12
	Emilio Nadelman.....	2013-	Brandon Baker.....	2002-05	Bruce Hector.....	2013-
36	Chris Hill.....	1997	Brandon Peguese.....	2007	Russell Everitt.....	1998
	John Miller.....	2000-02	LaDre Watkins.....	2008-09	Matt Sparrowhawk.....	2000-01
	Iliia Petrov.....	2006, 2008	Kennard Swanson.....	2013-14	John Miller.....	2002-05
	Sam Barrington.....	2009-12	48 Clay Rebol.....	2000-01	Zach Hermann.....	2007-09
	Ryan Eppes.....	2013	Mike Ruegger.....	2002-05	Dominique Threatt.....	2013-16
	Nate Godwin.....	2013-16	Joshua Smiley.....	2006-07	62 Billy Attix.....	1998
37	Ryan Hearn.....	2000-02	Darryl Dudding.....	2008	Sean Cassese.....	1999-2000
	Chris Ellick.....	2005-06	Ruben Garcia.....	2011-14	Jason Fox.....	2006
	Joel Miller.....	2008-09	Spencer Adkinson.....	2013-	Jason Fox.....	2008
	Trevon Griffin.....	2012-14	49 Ron Johnson.....	1998	Sampson Genus.....	2007, 2009-10
	Nate Ferguson.....	2015-	Kawika Mitchell.....	1999	David Burdetsky.....	2012-13
38	Joe Morgan.....	1998-2000	Justin Geisler.....	2001-04	Therrimann Edwards.....	1997-2000
	Albert Dowdell.....	2002	Chris Robinson.....	2006-09	Cesar Paz.....	2002



ALL-TIME NUMBERS

2017 USF FOOTBALL

- OUTLOOK
- PLAYERS
- COACHES
- REVIEW
- RECORDS
- HISTORY
- USF
- MEDIA

64	Nick Capogna.....	2004
	Jamar Bass.....	2009-10
	Michael Smith.....	2016
	Jason Butler.....	2000-2001
	Jason Lehman.....	2002-03
	Jacob Sims.....	2007-10
	Thor Jozwiak.....	2012-15
65	Isaac Bristol.....	1997-98
	Mike Snellgrove.....	2000-01
	Shelly Houston.....	2002-03
	Ryan Schimdt.....	2006-08
	Lawrence Martin.....	2012-13
	Clavion Nelson.....	2014-15
66	Chuck Henderson.....	1999
	Derrick Sarosi.....	2001-04
	Ryan Bourdeau.....	2005-06
	Anthony McKenzie.....	1999-2000
	Nathan Seay.....	2002
	Eric Setser.....	2006
	Joey Sipp.....	1997-2000
	Frank Davis.....	2002-05
	Brian McNulty.....	1997
	Chris McBee.....	2002-03
	Nick Capogna.....	2005-07
	Kevin McCaskill.....	2008-11
	Brynjar Gudmundsson.....	2012-15
67	Eric Setser.....	2007
	Max Lang.....	2012-13
68	Michael Walsh.....	2008-11
	Kameron Davis.....	2013
	Michael Galati.....	2015-
69	Nick Capogna.....	2007
	Josh Garvin.....	2009
	Jake Smith.....	2013
70	Larry Scott.....	1997-99
	David Bailey.....	2003
	Jared Carnes.....	2005-07
	Mike McGowan.....	2008
	Quinterrus Eatmon.....	2011-14
71	Aaron Milton.....	1997
	Cedric Bell.....	1998
	Alex Herron.....	2001-04
	Matt Huners.....	2005-08
	John McGhin.....	2010-11
	Mak Djulbegovic.....	2013-15
72	Ken Dawson.....	1999-2001
	Jerome Springfield.....	2004-05
	Joe Herzhauser.....	2007-08
	Steven Jacques.....	2013
	Brooks Larkin.....	2016
73	Joe Condron.....	1999
	Justin Daniel.....	2001-2004
	Danny Tolley.....	2006
	Damien Edwards.....	2009-12
	Jeremi Hall.....	2013-
74	Kenyatta Jones.....	1997-2000
	Chris Carothers.....	2002-05
	Mark Popek.....	2009-12
	Cameron Ruff.....	2013-
75	Cedric Bell.....	1997
	Jimmy Fitts.....	1998-2001
	Greg McKay.....	2002
	Walter Walker.....	2004-07
	Darren Powe.....	2011
	Kofi Amichia.....	2013-16
76	Anthony McKenzie.....	1998
	Billy Attix.....	1999
	Mark Sopcik.....	2001-02
	Kenny Huebner.....	2003
	Richard Clebert.....	2004-07
	Darrell Williams.....	2011-14
77	Brent Whitfield.....	1997-99
	Mike Lube.....	2003-04
	Jake Griffin.....	2005-08
	Jake Kaufman.....	2013-14
	Marcus Norman.....	2016
78	Ivan Alicot.....	1997-98
	Devon Small.....	2001-02
	Ryan Bourdeau.....	2004

	Marc Dile.....	2005-08
	Austin Reiter.....	2011-14
	William Atterbury.....	2016-
79	Kevin Christian.....	1997-2000
	Levi Newton.....	2001-04
	Chaz Hine.....	2008-11
	Caleb Tucker.....	2013
80	Cory Porter.....	1997-2000
	Jason Bingham.....	2001
	Ean Randolph.....	2006
	Patrick Richardson.....	2008-09
	Stephen Bravo-Brown.....	2010-11
	Mike McFarland.....	2012-14
81	Marcus Rivers.....	1997
	DeAndrew Rubin.....	1999
	Travis Lipp.....	2001-02
	S.J. Green.....	2003-06
	Dontavia Bogan.....	2007-10
	Andre Davis.....	2011-13
	Ryeshene Bronson.....	2014-
82	RJ Anderson.....	1998-99
	Tim Jones.....	2001
	Mark Sopcik.....	2003
	Anwar McNeil.....	2004
	Ben Busbee.....	2006-09
	Jordan Duval.....	2013
	Jordan Reed.....	2015-
83	Trevor Hypolite.....	1997-98
	Chris Iskra.....	2000
	Marcus Edwards.....	2002
	Jackie Chambers.....	2004-05
	Jeffery Wilson.....	2008-09
	Deonte Welch.....	2011-14
84	Wes Marshall.....	1997-98
	Richard Guerrero.....	1999-2000
	Will Bleakley.....	2004-06
	Bermanley Augustin.....	2009
	Alex Mut.....	2013-16
85	Mark Feldman.....	2000
	Derek Carter.....	2001-05
	Andrew Ketchel.....	2007-10
	Ruben Gonzalez.....	2011-13
	Elkanah Dillon.....	2015-
86	Dan Rodimer.....	1999-2000
	Bryan Williams.....	2002-03
	Shane McElwain.....	2007-08
	Mike McFarland.....	2011
	Stephen Bravo-Brown.....	2013
	Stanley Clerveaux.....	2016-
87	Scott McCready.....	1997
	Matt Holt.....	1999
	Tommy Hunter.....	2000-01
	Colby Hearn.....	2003-04
	Jessie Hester.....	2005, 2007-09
	Derrick Hopkins.....	2012-13
	Rodney Adams.....	2014-16
88	Shawn Hay.....	1997-2000
	Joe Bain.....	2002-03
	Darren Haliburton.....	2005
	Quincy Okolie.....	2007
	Andreas Shields.....	2009-12
	Chris Dunkley.....	2013
89	Brian Erb.....	1997
	Casey Cobb.....	2000-03
	Taurus Johnson.....	2005-08
	Jeff Hawkins.....	2010, 2012
	Guito Ervilus.....	2013-14
	Mitchell Wilcox.....	2016-
90	Ryan Frisco.....	1997-98
	Carl Zalak.....	2000
	Ramon McCollough.....	2003-04
	Jarriett Buie.....	2006-08
	Jason Pierre-Paul.....	2009
	Claude Davis.....	2010-11
	James Hamilton.....	2012-15
91	Rico Martinez.....	1997
	Adam Shuler.....	1998
	Josh Julmiste.....	2005-06
	Julian Riley.....	2007

	Keith McKaskill.....	2008-11
	Eric Lee.....	2012-15
92	Anthony McKenzie.....	1997
	Rafael Perez.....	1998
	Mike Snellgrove.....	1999
	Howard Campbell.....	2001-02
	Darren Powe.....	2008
	Luke Sager.....	2010-13
93	Derek Busciglio.....	1997-98
	Lee Roy Selmon, Jr.....	1999-2004
	Siaosi Uhatafe.....	2006
	Matt Aycox.....	2007
	Demi Thompson.....	2013
	Daniel Awoleke.....	2014-16
94	Tavares Jurineack.....	2000-02
	Allen Cray.....	2004-07
	Craig Marshall.....	2008-10
	Daniel Perry.....	2013-14
	Kirk Livingstone.....	2016-
95	Casey Loesch.....	1999
	Matt Groelinger.....	2001-04
	George Selvie.....	2006-09
	Todd Chandler.....	2012-14
	Marlon Gonzalez.....	2016-
96	Djems Don.....	1998, 2000
	Philip Ibisi.....	2001-02
	Scott Wolf.....	2003
	Woody George.....	2005-07
	Sampson Genus.....	2008
	Anthony Hill.....	2009-13
97	Ron Johnson.....	1999-2000
	Antonio Searcy.....	2004
	Shane McElwain.....	2006
	Terrell McClain.....	2007-09
	Ryne Giddins.....	2011-13
98	Brett Avery.....	1997-98
	Devin Sanderson.....	2000
	Curtis Chance.....	2004
	Aaron Harris.....	2006-09
	Mike Love.....	2013-
99	John Brown.....	2000
	Tim Jones.....	2002-05
	Julian Riley.....	2006
	David Fonua.....	2008
	Tevin Mims.....	2012-13
	Kevin Bronson.....	2015-



**2017 USF FOOTBALL**  
ATHLETICS & MEDIA



UNIVERSITY OF SOUTH FLORIDA PRESIDENT DR. JUDY GENSHAFT

2017 USF FOOTBALL



**Dr. Judy Genshaft** was named president of the University of South Florida System in 2000, and has led USF to become one of the fastest growing research universities in the nation with a rapidly expanding international reputation for academics, research and innovation. With its strong commitment to applied research, USF has been instrumental in the economic development of the Tampa Bay region as well as playing an influential leadership role among American universities.

Under President Genshaft's leadership, USF has been recognized as a top 25 public research university as ranked by

the National Science Foundation and grown to become the 9th largest public research university in the nation, with an annual budget of \$1.8 billion and an annual economic impact of more than \$4.4 billion for the Tampa Bay region. USF is ranked 21st in the world for universities receiving patents and 9th for U.S. patents among U.S. institutions as reported by NAI/IPO. She has also led a billion dollar fundraising campaign raising more than \$950 million and overseen more than \$1.3 billion in construction growth including \$75 million in athletic facilities. With campuses in Tampa, St. Petersburg and Sarasota-Manatee, the USF System serves more than 49,500 students in more than 235 degree programs on the undergraduate, masters, specialist and doctoral levels, including the doctor of medicine and pharmacy and an Emerging Preeminent State Research University by Florida's state leaders.

President Genshaft has been instrumental in economic development efforts in the Tampa Bay region, serving as chair of three critical economic development engines: The Greater Tampa Chamber of Commerce, Tampa Bay Partnership and the Greater Tampa Chamber of Commerce Committee of 100. The university has been a catalyst for economic development through USF's collaboration with local and state governments as well as regional business leaders. President Genshaft has focused on partnering university research, which has grown from \$186 million to more than \$458 million in 2015-16.

She has held numerous leadership positions in the Tampa Bay Partnership's Executive Committee & Council of Governors, High Tech Corridor Council, and the H. Lee Moffitt Cancer & Research Institute's Board of Directors. Statewide, President Genshaft is active in the Florida Council of 100's Board of Directors and Business/Higher Education Partnership Committee.

Nationally, President Genshaft has served as Chair for the American Council on Education (ACE) and is a member of the Association of Public and Land-Grant Universities (APLU) Board of Directors. In 2010, President Genshaft made National Collegiate Athletic Association (NCAA) history when she became the first woman to chair the Division I Board. She is also past chair of the Big East and American Athletic Conference Councils of Presidents.

President Genshaft has been lauded by both professional organizations and community groups throughout her career. She is one of the region's most well-regarded women leaders. She has been inducted into the 2008 Tampa Bay Business Hall of Fame, recognized by the Tampa Bay Business Journal as the 2007 Business Woman of the Year, and recognized by the Greater Tampa Chamber of Commerce Presents Dottie Berger MacKinnon Woman of Influence Award. She has received the Tampa World Trade Center's Betty Castor Lifetime Achievement Award, Florida Economic Council's Richard L. McLaughlin Award, was the recipient of the Amiga Award for Non-Hispanic women whose outstanding efforts have improved the quality of life in the Hispanic community and the inaugural Community Sports Leader of the Year Award, Tampa Bay Sneaker Soiree from the Tampa Bay Sports Commission.



Nationally and globally recognized, President Genshaft has been honored by APLU with the Michael P. Malone International Leadership Award, the Global Leadership Award by Her Royal Highness Princess Sirindhorn in Bangkok, Thailand, The Captain of Education Award from Hadassah College in Jerusalem, Israel, an honorary doctorate from Saint Ignatius of Loyola University, Peru, and as the first woman to receive an honorary doctorate in Literature from Yeungnam University, South Korea. In October 2016, President Genshaft was honored by the National Association of Collegiate Women Athletics Administrators with the Dr. Claire Van Ummersen Presidential Leadership Award.

President Genshaft is a native of Ohio and earned her baccalaureate degree at the University of Wisconsin-Madison and both her Masters and Doctoral degrees from Kent State University. The author or co-author of more than 75 journal articles, President Genshaft has edited and authored three books on gifted education and intellectual assessment and also contributed chapters, essays and articles to more than 20 books, journals and publications on current topics in higher education leadership.



OUTLOOK

PLAYERS

COACHES

REVIEW

RECORDS

HISTORY

USF

MEDIA

# USF DIRECTOR OF ATHLETICS MARK HARLAN



**Since assuming the helm of USF Athletics** in March of 2014, Mark Harlan has energized Bulls Nation, implemented a five-year strategic plan, and established a “winning” mentality that emphasizes achievement in competition, the classroom and the community across USF’s 19 sports programs.

A Los Angeles native with more than 20 years of athletics administration experience at four universities, Harlan, currently serving as Chair of the Athletic Directors Committee for the America Athletic Conference, has focused on providing an extraordinary experience for all USF student-athletes and pushing the department beyond its limits. Harlan has streamlined

the Athletic Department’s structure and operations, while implementing five key values—commitment, community, excellence, innovation and integrity – to elevate every sports program.

Since arriving in Tampa, Harlan has overseen USF’s implementation of NCAA cost of attendance measures as well as additional nutrition opportunities for student-athletes that keep the USF Athletics experience competitive on a national level. In 2016, his five-year strategic plan – focused on academic excellence, competitive greatness, brand enhancement, expanded revenue sources and facility improvements – was approved by the University’s Board of Trustees.

In the 2016 Learfield Sports Director’s Cup, the across-the-board measurement of athletic department performance, the Bulls earned a record 350 points, well above the mark set in 2001. In 2015, Harlan helped guide the Bulls to the highest Learfield finish among American Athletic Conference schools. USF has won 11 conference titles since Harlan’s arrival, including four in 2016-17 that marked the program’s most since 2000. USF also saw nine programs appear in a national Top 25 ranking in 2016-17.

The football program began a surge that saw it go from 2-10 in 2013 to 11-2 in 2016, culminating with a bowl game victory over South Carolina. The 11 wins marked a school record and USF finished ranked No. 19, landing in the final AP Top 25 for the first time in program history after back-to-back bowl appearances. The men’s golf and men’s tennis teams posted the program’s best-ever NCAA Championship finishes, reaching the final eight and Sweet 16, respectively, in 2015. The women’s basketball program achieved its first-ever national ranking while making three-straight NCAA Tournament appearances for the first time ever.

Off the field, USF student-athletes posted a best-ever combined grade-point average of 3.085 for the 2015-16 academic period with 249 student-athletes earning a 3.0 GPA or higher during spring 2016. The student-athlete academic achievement produced a best-ever 86 percent Graduation Success Rate (GSR) in 2016. Harlan saw 106 student-athletes earn their degrees during the 2016-17 academic period.

USF student-athletes and staff have also had an increased presence in the Tampa Bay region, through charity and outreach events. Working with more than fifty community partners, USF student-athletes, coaches and staff logged a record 5,025 hours of service in the community over the 2016-17 academic period.

Harlan has also overseen a broad repositioning of the Bulls Athletic brand. USF launched a redesigned and mobile optimized GoUSFBulls.com in 2017 and committed to top-level social media engagement, which has been recognized among the best in collegiate athletics. USF also invested in the production of cutting edge coaches’ television shows that were named finalists for SVG/NACDA College Sports Media Awards twice in a three-year period, with #BAYMADE: Inside USF Football winning national recognition as the best in its category nationally in 2017. Athletics also engaged in a partnership with the University’s Communications and Marketing department that has produced a nationally recognized, compelling and cohesive brand projection across multiple platforms.

Harlan is responsible for a USF Athletics Department with 19 men’s and women’s varsity teams, 18 of which compete in the American Athletic Conference, and boasts nearly 500 student-athletes and an annual budget of approximately \$46 million. He was appointed to serve on the NCAA Division I Competition Oversight Committee in April of 2015. In that capacity, he serves on one of seven national committees reporting directly to the NCAA Division I Council in the NCAA’s new governance structure. In 2017, he was appointed to Chair of the Athletic Directors Committee for the America Athletic Conference. He played a key role in the conference’s strategic plan development as the vice chair of that committee in 2016. For the 2017 fiscal year he will also join Dr. Kevin Sneed as USF System Co-Chair for the Faculty and Staff Campaign.

Harlan came to USF after previously serving as Senior Associate Athletic Director for External Relations at UCLA, where he played a key role in successes on the field and in the classroom.

In his role at UCLA, Harlan helped guide a 25-sport athletic department with more than 700 student-athletes and a budget of approximately \$80 million. With oversight that included the men’s basketball program, athletic department development, communications, marketing, ticket sales, sponsorships, multimedia rights and alumni affairs, Harlan also played an integral role in all major initiatives and coaching hires, including the recent high-profile additions of men’s basketball coach Steve Alford and football coach Jim Mora.

Harlan’s accomplishments at UCLA, which he joined in 2010, included assisting with raising more than \$125 million in annual fund and campaign gifts. Successfully managing a 2012 completion to the \$137 million campaign to renovate iconic Pauley Pavilion, he also reorganized the structure of the major giving program and annual fund, leading to a record number of donors and dollars raised in 2013.

Heavily involved in the negotiations with the City of Pasadena to enable a \$200 million renovation of the Rose Bowl Stadium, in his four years at UCLA, the Bruins won 11 Pac-12 Conference championships and four national championships. In addition, UCLA’s student-athlete graduation rate stood at 87 percent, second in the Pac-12 Conference behind only Stanford, upon his departure.

Prior to his time at UCLA, Harlan also achieved great success at another Pac-12 institution, serving as the Senior Vice President for Central Development at the University of Arizona Foundation. While there, the Foundation recorded two record years in dollars raised and number of gifts on behalf of the university.

Harlan has also served in Associate Athletic Director roles at San Jose State and Northern Colorado. At SJSU, he successfully negotiated a comprehensive television rights deal. While working closely with football coach Dick Tomey, Harlan helped nearly double ticket sales in 2005 and 2006. At Northern Colorado, he played a key part in the school’s transition to Division I and the Big Sky Conference.

Harlan earned a bachelor’s degree in Political Science and a master’s degree in Education from Arizona. He and his wife, Carolyn, and their two children, Savannah, 12, and Austin, 9, reside in south Tampa.



Harlan Family: Savannah, Austin, Mark and Carolyn.



## USF ATHLETICS SENIOR CABINET



**MARK HARLAN**  
Director of Athletics



**BARRY CLEMENTS**  
Executive Deputy  
Director of Athletics/  
Chief Operating Officer



**SCOTT KULL**  
Deputy Director of Athletics  
External Operations



**TIM ANDERSON**  
Associate AD  
Academics



**MARQUITA ARMSTEAD**  
Senior Associate AD  
Senior Woman  
Administrator



**ANDREW GOODRICH**  
Senior Associate AD  
External Relations



**KEVIN TOSO**  
Senior Associate AD  
Chief Financial Officer



**YULANDER WELLS JR.**  
Senior Associate AD  
Administration

## USF ATHLETICS ASSOCIATE & ASSISTANT DIRECTORS



**JIM FEE**  
Associate Director of Athletics  
Events and Championships



**JEREMY LEES**  
Assistant Director of Athletics  
Equipment Operations



**MICHAEL LEVY**  
Associate Director of Athletics  
Development & Major Gifts



**JODIE LIBADISOS**  
Associate Director of Athletics  
Student-Athlete Enhancement



**JIM LOUK**  
Associate Director of Athletics  
Broadcast & Communications



**GALE ONA**  
Assistant Director of Athletics  
Human Resources



**ADAM SCHEMM**  
Assistant Director of Athletics  
Marketing



**RALPH SHICK**  
Associate Director of Athletics  
Sports & Program Services



**BRIAN SIEGRIST**  
Associate Director of Athletics  
Communications



**CHARLEY THRASH**  
Associate Director of Athletics  
Director of Annual Giving



**STEVE WALZ**  
Associate Director of Athletics  
Sports Medicine

**NOT PICTURED**

**ASHLEY LEKO** - Assistant Director of Athletics/Business and Finance

USF ATHLETICS HEAD COACHES



**STEVE BRADLEY**  
Men's Golf




**BOB BUTEHORN**  
Men's Soccer



**WARREN BYE**  
Track and Field



**COURTNEY DRAPER**  
Volleyball



**KEN ERIKSEN**  
Softball



**JOSE FERNANDEZ**  
Women's Basketball



**ASHLEY FISHER**  
Men's Tennis



**BRIAN GREGORY**  
Men's Basketball



**ALLISON JOLLY**  
Sailing



**BILLY MOHL**  
Baseball



**CRISTINA MOROS**  
Women's Tennis



**TIFFANY PRATS**  
Women's Golf



**DENA REIF**  
Cross Country



**DENISE SCHILTE-BROWN**  
Women's Soccer



**CHARLIE STRONG**  
Football

2017 **USF** FOOTBALL

- OUTLOOK
- PLAYERS
- COACHES
- REVIEW
- RECORDS
- HISTORY
- USF**
- MEDIA



LEE ROY SELMON ATHLETICS CENTER



# AMERICAN ATHLETIC CONFERENCE

2017 USF FOOTBALL



The American Athletic Conference consists of 13 prestigious institutions: the University of Central Florida, the University of Cincinnati, East Carolina University, the University of Connecticut, the University of Houston, the University of Memphis, the U.S. Naval Academy (in football only), the University of South Florida Southern Methodist University, Temple University, Tulane University, the University of Tulsa, and Wichita State University (in basketball and Olympic sports).

Under the leadership of commissioner Mike Aresco, the American Athletic Conference has an impressive list of accomplishments, both in the competitive arena and the classroom. The

American has taken its place at the forefront of intercollegiate athletics, with a collection of national team and individual championships and football and men's and women's basketball postseason victories that place The American among the elite Division I FBS conferences.

The league has produced four NCAA championship teams – UConn men's basketball in 2014 and UConn women's basketball in 2014, 2015 and 2016 – in addition to two New Year's Six bowl champions, five NCAA individual championships, and a Rhodes Scholar. Additionally, American Athletic Conference teams have advanced to the College World Series, reached the semifinal and final rounds of the NIT, qualified for the match play round of the NCAA Men's Golf Championship and registered top-10 finishes at the NCAA Cross Country and Outdoor Track and Field championships.

The American Athletic Conference was one of six finalists for the 2016 Sports Business Journal Sports League of the Year award, along with Major League Baseball, Major League Soccer, NASCAR, the National Basketball Association and the PGA Tour.

In football, Temple and Navy were ranked in the final College Football Playoff poll of the 2016 season, marking the second straight season that The American finished with at least two ranked teams. Seven teams from The American played in bowl games, while three teams (USF, Temple, Tulsa) finished with at least 10 wins.

The American has had a combined 15 teams play in bowl games in the last two seasons, highlighted by Houston's win against Florida State in the 2015-16 Chick-fil-A Peach Bowl. Houston's finish at No. 8 nationally in 2015 gave The American a top-10 team in the final national polls for the second time in three seasons after UCF finished No. 10 in the 2013 rankings after the Knights' Fiesta Bowl win against Baylor. Additionally, Memphis, Navy, USF and Temple have all finished in the top 25 of either the CFP, Associated Press or USA Today polls as members of The American.

Individual teams in The American have enjoyed unprecedented success since the

conference's formation. Houston went 13-1 in the 2015 football season, setting a school record for wins, while Navy won a program-record 11 games in its first season in the conference, also in 2015. The 2014 season saw Memphis finish with 10 wins in football for the first time since 1938, while Temple enjoyed its first 10-win season in 2015.

Beyond the gridiron, The American sent four teams to the 2016 NCAA Men's Basketball Championship, and the league had the best men's basketball postseason record of any conference in 2014. Since the conference's formation in 2013-14, teams from The American have registered top-10 national rankings in football, men's basketball, women's basketball, baseball, men's soccer, men's golf, and men's track and field. Student-athletes from The American won three NCAA individual titles in track and field in 2016-17 as Cincinnati's Annette Echikunwoke won the indoor weight throw, Tulsa's Marc Scott won the outdoor 10,000-meter title, and Houston won the crown in the outdoor 4x100-meter relay.

Under The American's banner, SMU advanced to the NCAA Men's Basketball Championship for the first time since 1993. The UConn women's basketball team won its NCAA-record ninth, 10th and 11th national championships and broke its own NCAA record with a 111-game winning streak that spanned three seasons. UCF, East Carolina and Houston have all achieved top-10 rankings in baseball in the past three years. Tulsa placed sixth at the 2016 NCAA Men's Cross Country Championship, while USF finished the 2014-15 season at No. 8 in the final men's golf national ranking.



American Athletic Conference student-athletes have distinguished themselves in all facets of intercollegiate athletics. Temple linebacker Tyler Matakovich won the Bednarik Award and the Nagurski Trophy as the nation's top defensive player in 2015, while Navy quarterback Keenan Reynolds finished fifth in the Heisman Trophy voting. UConn basketball standout Breanna Stewart finished her career as the most decorated player in college basketball history as she was chosen as the consensus national player of the year for the third time and became the first player to be named four times as the Most Outstanding Player at the Final Four. Reynolds and Stewart were selected as the winners of the 2016 AAU James E. Sullivan Award as the nation's top amateur athletes, marking only the second time in the 86-year history of the award that multiple winners were chosen.

Additionally, SMU's Avery Acker was chosen as the Division I women's volleyball Academic All-America of the Year in 2015, while Navy offensive guard E.K. Binns and East Carolina wide receiver Zay Jones have both been named as finalists for the 2016 Campbell Trophy, which is presented by the National Football Foundation to the top scholar-athlete in college football. Tulsa cross country standout Kirk Smith was chosen as a Rhodes Scholar in the fall of 2016, while two student-athletes from The American earned NCAA Postgraduate Scholarships in the conference's first three years. The conference had a record 16 student-athletes earn CoSIDA Academic All-America accolades in 2015-16.

American Athletic Conference alumni have made their mark in professional sports as well. UCF quarterback Blake Bortles was selected by the Jacksonville Jaguars with the No. 3 pick in the 2014 NFL Draft. More recently, a number of American Athletic Conference athletes have been selected in the first round of the professional entry drafts in football, basketball, baseball and soccer.



2016-17 American Athletic Conference Champions

The Bulls won four team titles during the 2016-17 athletic season (men's golf, men's soccer, and men's/ women's tennis). Overall, USF has won 12 team championships since joining the conference in 2013.





# USF TRADITIONS



### “Horns Up”

The bullhorns created from the fingers on your hand create a powerful symbol that silently screams, “Go Bulls!” It first started as a good luck symbol for basketball free-throw attempts, the “Horns Up” hand symbol is now used as THE USF cheering and greeting symbol.



### Bulls Stampedede

Two and a half hours prior to game time, the football team bus arrives in the Raymond James parking lot. The Bulls then walk through the tailgate scene amongst the fans and enter between gates C and D. Fans are encouraged to greet the Bulls and cheer them on as they head down the pedestrian walkway to the stadium.



### USF Water Tower

The USF water tower is one of the tallest structures on campus. At 212 feet tall, it's been one of the most towering buildings on campus since 1995. The water tower lights up in green following a USF Football victory.



### Rocky the Bull

“Rocky” the Bull is the official mascot for USF. He performs at all home football and basketball games, campus activities, local community events, children’s hospitals and other charity organizations. In 2013, Rocky was named the Capital One National Mascot of the Year.



### School Spirit

The Green and Gold Guys and their painted bodies first appeared in 2000 as the crazy spirit idea of two freshman students. The Green and Gold guys are at all home football and basketball games and even make road game appearances. In 2003, a second painted group of students, calling themselves The Beef Studs, also took to USF spirit duty.

### The USF Fight Song

Every time the Bulls score a touchdown, The Herd of Thunder Marching Band plays the USF Fight Song – a symbol of pride for our university.

USF Bulls are we,  
We hold our standard upright  
and free.  
For green and gold we stand  
united,  
Our beacon lighted and noble  
to see.  
USF Bulls are we,  
For USF we'll always be.  
With all our might,  
We fight the battle here and now,  
And we will win the victory.  
S-O-U-T-H-F-L-O-R-I-D-A! South  
Florida! South Florida!  
Goooo Bulls!

### USF Alma Mater

After the conclusion of every home Bulls sporting event, win or lose, the Herd of Thunder plays the Alma Mater while the fans sing the words and hold up the “Horns Up” hand symbol. Here are the words to the alma mater:

Hail to Thee, our Alma Mater  
May thy name be told,  
Where above thy gleaming  
splendor,  
Waves the green and gold.  
Thou our guide in quest for  
knowledge.  
Where we all are free  
University of South Florida,  
Alma Mater, Hail to thee!

Be our guide in truth and wisdom  
As we onward go,  
May thy glory, fame and honor  
Never cease to grow;  
May our thoughts and prayers  
be with thee through eternity,  
University of South Florida,  
Alma Mater, Hail to thee!



### Herd of Thunder Pregame Concert

An hour before kickoff, you can catch the Herd of Thunder entertaining in front of the BullsZone on Tampa Bay Boulevard.



### Running with the Bulls

In a tradition reminiscent of the annual Running with the Bulls in Pamplona, Spain, a select group of USF fans runs with the Bulls as part of the team's pregame entrance. Dressed in white, with a red handkerchief around the neck, this group of fans leads the Bulls onto the field for each home game.



- OUTLOOK
- PLAYERS
- COACHES
- REVIEW
- RECORDS
- HISTORY
- USF
- MEDIA



# USF FOOTBALL TELEVISION & RADIO SHOWS

## #BULLSTRONG: INSIDE USF FOOTBALL

USF's Football show is not your normal coaches show. Shot and produced by 20-time Emmy-winning Awesome Films out of Pittsburgh, Pa., #BULLSTRONG: Inside USF Football takes fans inside the program with stunning cinematography and unprecedented access that reveals what makes the Bulls a unique program on the rise. The show, which debuted in 2014, was selected as the winner of the Outstanding Program Series award among more than 100 national entries at the 2017 SVG/NACDA College Sports Media Awards in Atlanta. The 13-episode program in 2017 will track the Bulls' development under head coach Charlie Strong with game highlights, player features and the sites and sounds of life as a Bull. The show will not air during bye weeks.

### AIR TIMES: EACH GAME WEEK

FOX Sports Florida (CH: 39 & 1149 HD Spectrum; CH: 77 & 577 (Verizon FiOS); DirecTV (654); Dish Network (423 SD; 373 HD):

Airs on Thursdays in the Tampa Bay market. Check local listings for times.



2017 USF FOOTBALL

## USF FOOTBALL RADIO SHOW

Coach Charlie Strong's weekly radio show will air live from World of Beer (2815 E Fowler Ave.) at 6 p.m. on game weeks during the fall. Strong will be joined by hosts Jim Louk and Mark Robinson for the hour-long program that welcomes fan questions from twitter (@USFFootball) and Facebook.

## USF FOOTBALL RADIO SHOW DATES

Tues., August 22	Thurs., September 28	Tues., November 14
Thurs., August 31	Thurs., October 12	Tues., November 21
Thurs., September 7	Thurs., October 19	Thurs., November 30
Tues., September 12	Thurs., October 26	
Tues., September 19	Thurs., November 2	All shows 6-7 p.m.

## USF RADIO NETWORK

Whether you are at the game or in your car, stay tuned to the USF Sports Network for detailed play-by-play and expert analysis. Jim Louk is in his 34th season in the athletics department at USF and his eighth as Associate Director of Athletics for Broadcasting and Communications. He handles play-by-play for the Bulls broadcast and is joined by color analyst Mark Robinson, a 1982 All-American safety at Penn State and nine-year NFL veteran, in the booth and longtime Bay Area sportswriter Joey Johnston on the sideline. Both Louk and Robinson enter 2017 having broadcast every Bulls' game in their history - a span of 239 games over 20 seasons of USF football.

### GAME BROADCAST



**JIM LOUK**  
Play-by-Play



**MARK ROBINSON**  
Analyst



**JOEY JOHNSTON**  
Sideline

### PRE- & POST-GAME SHOW



**JIM LIGHTHALL**  
Co-Host



**ROCK RILEY**  
Co-Host



### USF FOOTBALL RADIO TEAM:

From left: Marc Miller, Mark Robinson, Rock Riley, Jim Louk, Joey Johnston, Derek Sharp, Jim Lighthall.

- OUTLOOK
- PLAYERS
- COACHES
- REVIEW
- RECORDS
- HISTORY
- USF
- MEDIA

# USF ATHLETIC COMMUNICATIONS



**BRIAN SIEGRIST**  
Associate Director  
of Athletics  
Communications Director



**ERIN BEAN**  
Assistant Director  
of Communications



**MIKE RADOMSKI**  
Assistant Director  
of Communications



**TOM ZEBOLD**  
Senior Writer/  
Assistant Director  
of Communications



**PATRICK PUZZO**  
Assistant Director  
of Communications



**ERIN BECK**  
Communications  
Assistant

2017 **USF** FOOTBALL

## WEEKLY PRESS CONFERENCE

USF holds a weekly press conference every Tuesday at 11:30 a.m. during regular game weeks. Coach Strong and one offensive and one defensive player will be available in the Hall of Fame Room of the Selmon Athletics Center.

## CREDENTIAL REQUESTS

The online application process for football credentials can be found at [www.sportssystem.com/usf](http://www.sportssystem.com/usf). If you are requesting multiple credentials for a group, a form must be submitted for each person. A USF staff member will then send you a confirmation e-mail. Individual game credential requests must be made by noon on Wednesday of each game week. These credentials will be available for pickup at USF, starting Thursday at noon.

## INTERVIEW POLICIES

Under no circumstances should media members contact USF coaches or student-athletes without prior consent and approval from Associate Director of Athletics Brian Siegrist. The same policy applies to the family members of student-athletes. To request interviews outside of regularly-scheduled availabilities, please contact the USF Communications department at least 24 hours in advance.

## PLAYER INTERVIEWS

Players will be available three times per week during a normal game week. Those availabilities will occur after practices on Tuesday and Wednesday and during requested one-on-one periods on Thursday. To request a specific player for sit-down feature interviews, please contact the USF Communications department at least 24 hours in advance.

## STAFF INTERVIEWS

Coach Strong will be available three times per week during normal game weeks. Strong is available Monday during the AAC Conference Call (12:10 p.m.), Tuesday during his weekly press conference (11:30 a.m.) and Thursday on the practice field following practice.

Offensive and defensive coordinators will be available after practice on Wednesday.

## POSTGAME POLICY

The USF locker room is closed at all times. Coach Strong will address the media following his post-game with the team. USF will take interview requests for players at the beginning of the fourth quarter. On the road, USF will conduct interviews at the designated location by the host institution.

## DROPBOX DOWNLOAD

USF will supply downloadable video of press conferences, media accesses, post-game interviews and game highlights throughout the year via a dedicated Dropbox account. Media wishing to utilize these video elements should contact the USF Communications office to be added to the distribution list for Dropbox invitation.

## AMERICAN ATHLETIC CONFERENCE TELECONFERENCE

The American Athletic Conference football coaches will hold a weekly teleconference for the media taking place each Monday during the season. Each coach will be available for approximately 10 minutes. Media representatives may contact the USF Communications office to obtain the number.

## COLLEGEPRESSBOX.COM

CollegePressBox.com is a great resource for media covering the Bulls and the AAC. Not only does it have media guides from the entire conference, but it also houses logos, head shots, action shots and much more. For access to the site, email Ted Gangi at [webmasteratcollegepressbox.com](mailto:webmasteratcollegepressbox.com).

## OTHER WAYS TO FOLLOW THE BULLS

Media and fans alike can follow the Bulls on Twitter, Instagram, Facebook and YouTube.  
On Twitter: @USFFootball and @CoachStrong\_USF  
On Instagram: @USFFootball

### Facebook page:

[www.Facebook.com/SouthFloridaFootball](http://www.Facebook.com/SouthFloridaFootball).

### Website:

[GoUSFBulls.com](http://GoUSFBulls.com)

A popular destination for videos of all types and free radio streaming of every game at [GoUSFBulls.com](http://GoUSFBulls.com).

## USF ATHLETIC COMMUNICATIONS

4202 E. Fowler Ave., ATH 100,  
Tampa, FL 33620

OFFICE: 813-974-2125

FAX: 813-974-5328

### Brian Siegrist

Associate AD for Communications

O: (813) 974-4086 | C: (813)-293-3897

| [siegrist@usf.edu](mailto:siegrist@usf.edu)

### Mike Radomski

Assistant Director of Communications

O: (813) 974-7099 | C: (813)-285-0605

| [mradoski@usf.edu](mailto:mradoski@usf.edu)

### Erin Bean

Assistant Director of Communications

O: (813) 974-5755 | C: (814) 227-5535

| [erinbean@usf.edu](mailto:erinbean@usf.edu)

Website: [www.GoUSFBulls.com](http://www.GoUSFBulls.com)

## We Are USF

When referring to the University please be aware of the following policy regarding usage.

First references to the school and its intercollegiate athletics program should always be the University of South Florida.

The only secondary reference used should be USF or Bulls.

Please refrain from using South Florida, S. Florida, South Fla. or any other similar combination.

- OUTLOOK
- PLAYERS
- COACHES
- REVIEW
- RECORDS
- HISTORY
- USF
- MEDIA**





**MAXWELL AWARD CANDIDATE**

**WALTER CAMP AWARD CANDIDATE**

**MANNING AWARD CANDIDATE**

**O'BRIEN AWARD CANDIDATE**

**UNITAS AWARD CANDIDATE**

**USF SEASON RUSHING RECORD (1,530)**

**USF SEASON YARDS PER CARRY RECORD (7.7)**

**USF SEASON TOTAL OFFENSE RECORD (4,337)**

**USF SEASON TOTAL TD RECORD (42)**

**USF RUSHING TD RECORD (18)**

**USF PASSING TD RECORD (24)**

**ONE OF TWO PLAYERS IN THE NATION TO RUN  
FOR 1,500+ AND PASS FOR 2,000+ IN 2016**

# **QUINTON FLOWERS QUARTERBACK**

**2016 AMERICAN ATHLETIC CONFERENCE OFFENSIVE  
PLAYER OF THE YEAR**



# #BULLSTRONG



USF HAS AVERAGED MORE THAN 40,000 FANS PER HOME GAME SINCE 2005, A SPAN OF 76 GAMES IN RAYMOND JAMES STADIUM.



A CROWD OF 61,665 SAW USF TAKE ON FLORIDA STATE LAST YEAR IN RAYMOND JAMES STADIUM MARKING THE BULLS' 12TH CROWD OF 50,000 OR MORE AT HOME.



2017 FOOTBALL SCHEDULE

# USF BULLS



08.26.17  
@ SAN JOSE STATE



09.15.17  
ILLINOIS



10.14.17  
UMASS



11.04.17  
HOUSTON



09.02.17  
STONY BROOK



09.21.17  
TEMPLE



10.21.17  
@ TULANE



11.16.17  
TULSA



09.09.17  
@ CONNECTICUT



09.30.17  
@ EAST CAROLINA



10.28.17  
CINCINNATI



11.24.17  
@ UCF

STAY CONNECTED

SOUTHFLORIDAFOOTBALL  
 @USFFOOTBALL

@USFOOTBALL  
 USFATHLETICS