



Head Coach   
**RANDY EDSALL**

# UConn

**2017 Football  
Media Supplement**

# 2016 REVIEW





# 2016 TEAM STATISTICS

2017 UCONN FOOTBALL

## 2016 CONNECTICUT TEAM STATISTICS

RECORD:	OVERALL	HOME	AWAY	NEUTRAL
All Games	3-9	3-4	0-5	0-0
Conference	1-7	1-3	0-4	0-0
Non-Conference	2-2	2-1	0-1	0-0

DATE	OPPONENT	W/L	SCORE	ATTEND.
Sept 1, 2016	MAINE	W	24-21	29377
Sep 10, 2016	at Navy	L	24-28	31501
Sep 17, 2016	VIRGINIA	W	13-10	31036
Sep 24, 2016	SYRACUSE	L	24-31	31899
Sept. 29, 2016	at #6 Houston	L	13-42	40873
Oct 8, 2016	CINCINNATI	W	20-9	24169
Oct 15, 2016	at USF	L	27-42	30297
Oct 22, 2016	UCF	L	16-24	28008
Oct 29, 2016	at East Carolina	L	3-41	41370
Nov 4, 2016	TEMPLE	L	0-21	22316
Nov 19, 2016	at Boston College	L	0-30	36220
Nov 26, 2016	TULANE	L	13-38	20764

TEAM STATISTICS.....	UCONN .....	OPP .....
SCORING .....	178 .....	337 .....
Points Per Game .....	14.8 .....	28.1 .....
Points Off Turnovers .....	35 .....	48 .....
FIRST DOWNS .....	205 .....	251 .....
Rushing .....	73 .....	89 .....
Passing .....	117 .....	149 .....
Penalty .....	15 .....	13 .....
RUSHING YARDAGE .....	1408 .....	1753 .....
Yards gained rushing .....	1729 .....	1971 .....
Yards lost rushing .....	321 .....	218 .....
Rushing Attempts .....	418 .....	448 .....
Average Per Rush .....	3.4 .....	3.9 .....
Average Per Game .....	117.3 .....	146.1 .....
TDs Rushing .....	11 .....	19 .....
PASSING YARDAGE .....	2432 .....	3176 .....
Comp-Att-Int .....	213-380-11 .....	265-414-7 .....
Average Per Pass .....	6.4 .....	7.7 .....
Average Per Catch .....	11.4 .....	12.0 .....
Average Per Game .....	202.7 .....	264.7 .....
TDs Passing .....	8 .....	20 .....
TOTAL OFFENSE .....	3840 .....	4929 .....
Total Plays .....	798 .....	862 .....
Average Per Play .....	4.8 .....	5.7 .....
Average Per Game .....	320.0 .....	410.8 .....
KICK RETURNS: #-Yards .....	39-740 .....	12-217 .....
PUNT RETURNS: #-Yards .....	3-21 .....	16-157 .....
INT RETURNS: #-Yards .....	7-6 .....	11-148 .....
KICK RETURN AVERAGE .....	19.0 .....	18.1 .....
PUNT RETURN AVERAGE .....	7.0 .....	9.8 .....
INT RETURN AVERAGE .....	0.9 .....	13.5 .....
FUMBLES-LOST .....	16-8 .....	15-4 .....
PENALTIES-Yards .....	43-339 .....	59-502 .....
Average Per Game .....	28.2 .....	41.8 .....
PUNTS-Yards .....	74-3017 .....	58-2295 .....
Average Per Punt .....	40.8 .....	39.6 .....
Net punt average .....	37.0 .....	37.5 .....
KICKOFFS-Yards .....	43-2700 .....	66-3970 .....
Average Per Kick .....	62.8 .....	60.2 .....
Net kick average .....	40.9 .....	40.6 .....
TIME OF POSSESSION/Game .....	29:52 .....	30:08 .....
3RD-DOWN Conversions .....	61/181 .....	73/179 .....
3rd-Down Pct .....	34% .....	41% .....
4TH-DOWN Conversions .....	11/23 .....	12/22 .....
4th-Down Pct .....	48% .....	59% .....
SACKS BY-Yards .....	17-102 .....	37-207 .....
MISC YARDS .....	0 .....	13 .....
TOUCHDOWNS SCORED .....	20 .....	43 .....
FIELD GOALS-ATTEMPTS .....	13-18 .....	12-19 .....
ON-SIDE KICKS .....	0-2 .....	0-0 .....
RED-ZONE SCORES .....	(22-30) 73% .....	(35-48) 73% .....
RED-ZONE TOUCHDOWNS .....	(11-30) 37% .....	(26-48) 54% .....
PAT-ATTEMPTS .....	(19-19) 100% .....	(43-43) 100% .....
ATTENDANCE .....	187569 .....	180261 .....
Games/Avg Per Game .....	7/26796 .....	5/36052 .....
Neutral Site Games .....	0/0 .....	0/0 .....

SCORE BY QUARTERS	1st	2nd	3rd	4th	Total
UConn	9	58	54	57	178
Opponents	76	113	69	79	337

# 2016 INDIVIDUAL STATISTICS

2017 UCONN FOOTBALL



## 2016 CONNECTICUT INDIVIDUAL STATISTICS

RUSHING	GP	Att	Gain	Loss	Net	Avg	TD	Long	Avg/G
NEWSOME, Arkeel	12	147	776	61	715	4.9	5	67	59.6
SHIRREFFS, Byr.	9	144	477	151	326	2.3	2	35	36.2
JOHNSON, Ron	12	72	256	14	242	3.4	4	21	20.2
THOMAS, Noel	12	13	66	6	60	4.6	0	17	5.0
WILLIAMS, Don.	3	31	117	65	52	1.7	0	43	17.3
THOMPSON, Jason	12	3	20	0	20	6.7	0	12	1.7
Total	12	418	1729	321	1408	3.4	11	67	117.3
Opponents	12	448	1971	218	1753	3.9	19	54	146.1

PUNT RETURNS	No.	Yds	Avg	TD	Long
LEMELLE, Brian	3	21	7.0	0	12
Total	3	21	7.0	0	12
Opponents	16	157	9.8	0	26

INTERCEPTIONS	No.	Yds	Avg	TD	Long
MELIFONWU, Obi	4	6	1.5	0	6
SUMMERS, Jamar	2	0	0.0	0	0
WILLIAMS, Jh.	1	0	0.0	0	0

PASSING	GP	Effic	Att-Cmp-Int	Pct	Yds	TD	Lng	Avg/G
SHIRREFFS, Byr.	9	122.2	166-283-6	58.7	2010	7	70	223.3
WILLIAMS, Don.	3	71.7	36-76-5	47.4	300	1	43	100.0
ANDERSON, Garr.	8	86.2	8-16-0	50.0	69	0	18	8.6
DAVIS, Tyler	12	184.3	2-3-0	66.7	42	0	25	3.5
THOMAS, Noel	12	192.4	1-1-0	100.00	11	0	11	0.9
JOHNSON, Ron	12	0.0	0-1-0	0.0	0	0	0	0.0
Total	12	111.0	213-380-11	56.1	2432	8	70	202.7
Opponents	12	141.0	265-414-7	64.0	3176	20	59	264.7

KICK RETURNS	No.	Yds	Avg	TD	Long
NEWSOME, Arkeel	22	464	21.1	0	48
BEALS, Tyraiq	12	186	15.5	0	23
MCALLISTER, Br.	5	90	18.0	0	22
Total	39	740	19.0	0	48
Opponents	12	217	18.1	0	26

FUMBLE RETURNS	No.	Yds	Avg	TD	Long
SUMMER, Jamar	1	86	86.0	1	86
MYERS, Mikal	1	0	0	0	0
MELIFONWU, Obi	1	0	0	0	0
Total	3	86	28.7	1	86
Opponents	2	76	38.0	2	74

RECEIVING	GP	No.	Yds	Avg	TD	Long	Avg/G
THOMAS, Noel	13	54	719	13.3	3	45	55.3
NEWSOME, Arkeel	13	45	465	10.3	2	58	35.8
MAYALA, Hergy	13	24	275	11.5	2	39	21.2
BLOOM, Alec	13	22	314	14.3	1	38	24.2
LEMELLE, Brian	11	16	232	14.5	2	69	21.1
DAVIS, Tyler	12	8	71	8.9	0	25	5.9
MYERS, Tommy	8	7	83	11.9	0	34	10.4
JOHNSON, Ron	11	7	80	11.4	0	29	7.3
BEALS, Tyraiq	13	5	35	7.0	0	11	2.7
MCLEAN, Aaron	10	4	56	14.0	0	29	5.6
WILLIAMS, Don.	12	4	29	7.2	0	22	2.4
Total	13	201	2412	12.0	10	69	185.5
Opponents	13	235	2461	10.5	14	71	189.3

FIELD GOALS	FGM-FGA	Pct	01-19	20-29	30-39	40-49	50-99	Lg	Blk
PUYOL, Bobby	13-18	72.2	0-0	6-7	6-8	1-2	0-1	43	2

PUNTING	No.	Yds	Avg	Long	TB	FC	I20	50+	Blkd
WAIN, Justin	73	3017	41.3	56	6	35	22	11	1
TEAM	1	0	0.0	0	0	0	0	0	0

FG SEQUENCE	CONNECTICUT	OPPONENTS
Maine	(37)	37, 47
Navy	(38)	32
Virginia	(21), (43)	(23), 20
Syracuse	(27)	49, (47), 33
Houston	-	-
Cincinnati	52, (30), (23)	(25),(43), (26)
USF	(26),(26)	-
UCF	(22),(33), (35), 31	31, (50)
East Carolina	46, (34)	(39), (25)
Temple	35	-
Boston College	-	(35), (24), (39)
Tulane	29	(23)

Numbers in (parentheses) indicate field goal was made



# 2016 INDIVIDUAL STATISTICS

2017 UCONN FOOTBALL

## 2016 INDIVIDUAL STATISTICS

SCORING	TD	FGs	PATs				DXP	Saf	Pts
			Kick	Rush	Rcv	Pass			
PUYOL, Bobby	-	13-18	19-19	-	-	-	-	-	58
NEWSOME, Arkeel	7	-	-	-	-	-	-	-	42
JOHNSON, Ron	4	-	-	-	-	-	-	-	24
THOMAS, Noel	3	-	-	-	-	-	-	-	18
SHIRREFFS, Byr.	2	-	-	-	-	-	-	-	12
DAVIS, Tyler	1	-	-	-	-	-	-	-	6
BLOOM, Alec	1	-	-	-	-	-	-	-	6
BEALS, Tyrαιq	1	-	-	-	-	-	-	-	6
SUMMERS, Jamar	1	-	-	-	-	-	-	-	6
WILLIAMS, Don.	0	-	-	0-1	-	-	-	-	0
Total	20	13-18	19-19	0-1	-	-	-	-	178
Opponents	43	12-19	43-43	-	-	-	-	-	337

TOTAL OFFENSE	G	Plays	Rush	Pass	Total	Avg/G
SHIRREFFS, Byr.	9	427	326	2010	2336	259.6
NEWSOME, Arkeel	12	147	715	0	715	59.6
WILLIAMS, Don.	3	107	52	300	352	117.3
JOHNSON, Ron	12	73	242	0	242	20.2
THOMAS, Noel	12	14	60	11	71	5.9
ANDERSON, Garr.	8	21	-4	69	65	8.1
DAVIS, Tyler	12	3	0	42	42	3.5
THOMPSON, Jason	12	3	20	0	20	1.7
TEAM	2	3	-3	0	-3	-1.5
Total	12	798	1408	2432	3840	320.0
Opponents	12	862	1753	3176	4929	410.8

ALL PURPOSE	GP/GS	Rush	Rec	PR	KOR	IR	Tot	Avg/G
NEWSOME, Ark	12	715	273	0	464	0	1452	121.0
THOMAS, Noel	12	60	1179	0	0	0	1239	103.2
SHIRREFFS, By	9	326	0	0	0	0	326	36.2
MAYALA, Hergy	10	0	296	0	0	0	296	29.6
JOHNSON, Ron	12	242	47	0	0	0	289	24.1
BEALS, Tyrαιq	12	0	296	0	186	0	282	23.5
LEMELLE, Brian	12	0	158	21	0	0	179	14.9
BLOOM, Alec	12	0	142	0	0	0	142	11.8
DAVIS, Tyler	12	0	107	0	0	0	107	8.9
MCALLISTER, Br.	12	0	0	0	90	0	90	7.5
MYERS, Tommy	12	0	83	0	0	0	83	6.9
WILLIAMS, Don.	3	52	11	0	0	0	63	21.0
MCLEAN, Aaron	12	0	11	0	0	0	40	3.3
THOMPSON, Jason	12	20	40	0	0	0	20	1.7
MELIFONWU, Obi	12	0	0	0	0	6	6	0.5
TEAM	2	-3	0	0	0	0	-3	-1.5
ANDERSON, Garr.	8	-4	0	0	0	0	-4	-0.5
Total	12	1408	2432	21	740	6	4607	383.9
Opponents	12	1753	3176	157	217	148	5451	454.2

## CAREER STARTS HISTORY

### OFFENSE

Offensive Line	'13	'14	'15	'16	Total
Tommy Hopkins, LG	-	-	12	3	15
Andreas, Knappe, RT	-	7	13	12	32
Richard Levy, LT	-	12	13	12	37
Trey Rutherford, LF	-	-	1	7	9
Brendan Vechery, C	-	-	13	2	15
Ryan Crozier, C	-	-	-	12	12
Matt Peart, LT	-	-	-	12	12

Wide Receivers	'13	'14	'15	'16	Total
Tyrαιq Beals, WR	-	-	8	2	10
John Green, WR	1	-	-	-	1
Brian Lemelle, WR	1	-	1	6	8
Hergy Mayala	-	-	4	9	13
Noel Thomas, WR	-	5	12	12	29

Tight Ends	'13	'14	'15	'16	Total
Alec Bloom, TE	-	-	11	12	23
Tommy Myers, TE	-	-	9	5	14
Chris Lee, TE	-	-	-	1	1

Quarterbacks	'13	'14	'15	'16	Total
Bryant Shirreffs, QB	-	-	12	9	21
Donovan Williams, QB	-	-	-	3	3

Running Backs	'13	'14	'15	'16	Total
Ron Johnson, RB	-	5	2	-	7
Arkeel Newsome, RB	-	2	12	11	25
Jason Thompson, RB	-	-	-	1	1

Full Backs	'13	'14	'15	'16	Total
Trey Rutherford	-	-	1	-	1
Teddy Allmendginer	-	-	-	1	1

<b>Totals</b>	<b>2</b>	<b>31</b>	<b>122</b>	<b>121</b>	<b>275</b>
---------------	----------	-----------	------------	------------	------------

### DEFENSE

Defensive Line	'13	'14	'15	'16	Total
Luke Carrezola, DE	-	-	11	12	23
Foley Fatukasi, DT	-	3	9	12	24
Sean Marinan	-	-	1	-	1
Mikal Myers, DT	-	1	2	12	15
Cole Ormsby	-	-	2	12	14

Linebackers	'13	'14	'15	'16	Total
Junior Joseph, LB	-	4	13	12	29
Matt Walsh, LB	-	1	3	12	16
Vontae Diggs	-	-	-	11	11
Jalen Stevens	-	-	-	1	1

Defensive Backs	'13	'14	'15	'16	Total
John Green, CB	-	-	1	6	7
Obi Melifonwu, S	12	11	12	12	47
Jamar Summers, CB	-	5	12	12	29
Jhavon Williams, CB	5	12	12	12	41
Anthony Watkins, S	-	-	-	5	5
<b>Totals</b>	<b>17</b>	<b>37</b>	<b>78</b>	<b>121</b>	<b>253</b>

# 2016 INDIVIDUAL STATISTICS

2017 UCONN FOOTBALL



## 2016 CONNECTICUT DEFENSIVE STATISTICS

DEFENSIVE LEADERS	GP	-----Tackles-----			TFL/Yds	--Sacks--		-----Pass Def-----			--Fumbles--		Bkd Kick	Saf
		Solo	Ast	Total		No-Yards	Int-Yds	BrUp	QBH	Rcv-Yds	FF			
20 MELIFONWU, Obi	12	73	45	118	2.5-6	-	4-6	3	-	1-0	-	-	-	
13 DIGGS, Vontae	12	43	41	84	8.0-29	1-11	-	2	1	-	1	-	-	
11 JOSEPH, Junior	12	46	35	81	1.5-2	-	-	2	4	-	-	-	-	
36 WALSH, Matt	12	45	27	72	2.0-6	-	-	-	-	1-0	-	-	-	
21 SUMMERS, Jamar	12	42	17	59	4.0-8	-	2-0	9	-	1-86	-	-	-	
6 WILLIAMS, Jha.	12	37	18	55	2.0-4	-	1-0	7	-	-	-	-	-	
92 MYERS, Mikal	12	25	26	51	2.5-5	1-3	-	-	1	1-0	2	-	-	
93 FATUKASI, Foley	12	22	21	43	2.5-23	3-23	-	-	4	-	2	1	-	
15 CARREZOLA, Luke	12	32	11	43	11.0-32	3-15	-	2	6	-	-	1	-	
12 LEVENBERRY, E.J.	11	22	15	37	5.0-28	4-24	-	1	-	-	1	-	-	
1B GREEN, John	11	24	5	29	-	-	-	6	-	-	-	-	-	
57 ORMSBY, Cole	12	17	9	26	8.5-27	4-16	-	-	9	-	-	-	-	
29 WATKINS, Anth.	10	12	9	21	-	-	-	1	-	-	-	-	-	
16 MCALLISTER, Br.	12	11	7	18	1.0-1	-	-	1	-	-	-	-	-	
10 STAPLETON, Cam.	12	9	5	14	1.5-4	-	-	-	4	-	-	-	-	
99 MARINAN, Sean	12	7	4	11	2.0-6	1-5	-	-	-	-	-	-	-	
1J MURPHY, Kevin	11	2	6	8	0.5-3	1-3	-	-	1	-	-	-	-	
33 BRITTON, Chris	12	4	3	7	-	-	-	-	-	-	1	-	-	
31 ROBINSON IV, Jo.	12	6	1	7	-	-	-	-	-	-	-	-	-	
27 VITALE, Nick	12	2	3	5	-	-	-	-	-	-	-	-	-	
50 LAWLEY, Sher.	12	1	4	5	0.5-2	1-2	-	-	-	-	-	-	-	
8 MCLEAN, Aaron	12	2	2	4	-	-	-	-	-	-	-	-	-	
94 LENSANDER, Nich.	7	1	3	4	-	-	-	-	-	-	-	-	-	
41 TERRY, Marshe	10	1	2	3	-	-	-	-	-	-	-	-	-	
2 BEALS, Tyraiq	12	2	-	2	-	-	-	-	-	-	-	-	-	
84 CONEY, Bryan	12	-	2	2	-	-	-	-	-	-	-	-	-	
54 STEPHENS, O.	5	1	1	2	-	-	-	-	-	-	-	-	-	
7 ANDERSON, Garr.	8	1	-	1	-	-	-	-	-	-	-	-	-	
55 HICKS, Jon	8	1	-	1	-	-	-	-	-	-	-	-	-	
30 STEVENS, Jalen	3	1	-	1	-	-	-	-	-	-	-	-	-	
32 GARLAND, Aaron	12	1	-	1	-	-	-	-	-	-	-	-	-	
3 JOHNSON, Ron	12	1	-	1	-	-	-	-	-	-	1	-	-	
22 NEWSOME, Arkeel	12	1	-	1	-	-	-	-	-	-	-	-	-	
Total	12	495	322	817	55-186	17-102	7-6	34	30	4-86	8	2	-	
Opponents	12	469	288	757	94-342	37-207	11-48	40	24	8-76	14	3	-	

## DEFENSIVE CATEGORY LEADERS

Tackles For Loss		Sacks		Interceptions		Pass Breakups	
11.0	Luke Carreozola	4.0	E.J. Levenberry	4	Obi Melifonwu	9	Jamar Summers
8.5	Cole Ormsby	4.0	Cole Ormsby	2	Jamar Summers	7	Jhavon Williams
8.0	Vontae Diggs	3.0	Foley Fatukasi	1	Jhavon Williams	6	John Green
5.0	E.J. Levenberry	3.0	Luke Carreozola			3	Obi Melifonwu
4.0	Jamar Summers						



### UNIVERSITY OF CONNECTICUT FAST FACTS

Location: ..... Storrs, Connecticut 06269  
 Founded: ..... 1881  
 Number of Schools and Colleges: ..... 14  
 Undergraduate Branches: . Avery Point, Hartford, Stamford,  
 ..... Waterbury  
 Off Campus Professional Schools: ..... Law, Medicine,  
 ..... Social Work, Dental Medicine  
 Total Enrollment: ..... 32,027  
 Undergraduate at Storrs: ..... 19,324  
 Total Undergraduate: ..... 23,630  
 Graduate/Professional Students: ..... 8,397  
 President: ..... Dr. Susan Herbst

### DIVISION OF ATHLETICS FAST FACTS

Director of Athletics: ..... David Benedict  
 Division of Athletics Address: .. 2095 Hillside Road, U-1173  
 Storrs, CT 06269-1173  
 Athletics Phone: ..... (860) 486-2725  
 Athletics Website: ..... UConnHuskies.com  
 Varsity Sports: ..... 24  
 Women's (13): Basketball, Cross Country, Field Hockey,  
 Ice Hockey, Lacrosse, Rowing, Soccer, Softball,  
 Swimming and Diving, Tennis, Indoor Track and Field,  
 Outdoor Track and Field, Volleyball  
 Men's (11): Baseball, Basketball, Cross Country,  
 Football, Golf, Ice Hockey, Soccer, Swimming and  
 Diving, Tennis, Indoor Track and Field, Outdoor Track  
 and Field

### 2016 UNIVERSITY OF CONNECTICUT FOOTBALL RESULTS

DATE	OPPONENT	SCORE
Sept 1, 2016	MAINE	W , 24-21
Sep 10, 2016	at Navy	L, 24-28
Sep 17, 2016	VIRGINIA	W, 13-10
Sep 24, 2016	SYRACUSE	L, 24-31
Sept. 29, 2016	at #6 Houston	L, 13-42
Oct 8, 2016	CINCINNATI	W, 20-9
Oct 15, 2016	at USF	L, 27-42
Oct 22, 2016	UCF	L, 16-24
Oct 29, 2016	at East Carolina	L, 3-41
Nov 4, 2016	TEMPLE	L, 0-21
Nov 19, 2016	at Boston College	L, 0-30
Nov 26, 2016	TULANE	L, 13-38

### UCONN FOOTBALL FAST FACTS

Colors: ..... National Flag Blue and White  
 Nicknames: ..... Huskies, UConn  
 Affiliation: ..... Football Bowl Subdivision  
 Conference: .. American Athletic Conference, East Division  
 Stadium: ..... Pratt & Whitney Stadium At Rentschler Field  
 Playing Surface: ..... Natural Grass  
 2016 Record..... 3-9, 1-7 American  
 Football Office Address: ..... 505 Jim Calhoun Way  
 Storrs, CT 06269-3204  
 Football Office Phone: ..... (860) 486-2718  
 Football Office FAX: ..... (860) 486-2197  
 Head Coach ..... Randy Edsall  
 Alma Mater ..... Syracuse '80, '82  
 Overall College Coaching Record.....96-104 (17)  
 Record At UConn..... 74-70 (12)

### UCONN FOOTBALL STAFF

Randy Edsall - Head Coach  
 Terry Richardson - Assistant Head Coach/Running Backs  
 Billy Crocker - Defensive Coordinator  
 Rhett Lashlee - Offensive Coordinator  
 Corey Edsall - Tight Ends  
 Curome Cox - Defensive Backs  
 Dennis Dottin-Carter - Defensive Line  
 J.B. Grimes - Offensive Line  
 Aaron Smith - Wide Receivers  
 Jon Wholley - Linebackers  
 Ryan Steinberg - Director of Football Operations  
 Eric Klein - Director of Football Strength and Conditioning  
 Michael Zyskowski - Director of Player Personnel  
 Andy Baylock - Director of UConn Football Alumni/  
 Community Affairs  
 Rebecca Dunstan - Director of Football Office Administration  
 Chris White - Senior Quality Control/Director of Football  
 Research & Special Project  
 Jonathan Brewer - Offensive Quality Control  
 Shane Brady - Defensive Quality Control  
 David Harris - Recruiting Assistant  
 Robert Downes - Recruiting Assistant  
 Ben Abitz - Offensive Graduate Assistant  
 Kyle Cooper - Offensive Graduate Assistant  
 Thomas Dumont - Defensive Graduate Assistant  
 Matt Robinson - Defensive Graduate Assistant

### 2017 UConn Football Schedule

Date	Opponent (TV)	Venue	Time
August			
Thursday	31 Holy Cross (SNY)	Pratt & Whitney Stadium at Rentschler Field, East Hartford, Conn.	7:30
September			
Saturday	9 USF * (ESPNEWS)	Pratt & Whitney Stadium at Rentschler Field, East Hartford, Conn.	Noon
Saturday	16 at Virginia (ESPNU)	Scott Stadium, Charlottesville, Va.	Noon
Saturday	30 at SMU *	Gerald J. Ford Stadium, Dallas, Texas	
October			
Friday	6 Memphis * (ESPN)	Pratt & Whitney Stadium at Rentschler Field, East Hartford, Conn.	7:00
Saturday	14 at Temple *	Lincoln Financial Field, Philadelphia, Pa.	
Saturday	21 Tulsa *	Pratt & Whitney Stadium at Rentschler Field, East Hartford, Conn.	
Saturday	28 Missouri	Pratt & Whitney Stadium at Rentschler Field, East Hartford, Conn.	
November			
Saturday	4 ECU *	Pratt & Whitney Stadium at Rentschler Field, East Hartford, Conn.	
Saturday	11 at UCF *	BH Networks Stadium, Orlando, Fla.	
Saturday	18 Boston College	Fenway Park, Boston, Mass.	7:00
Saturday	25 at Cincinnati *	Nippert Stadium, Cincinnati, Ohio	
December			
Saturday	2 American Football Championship (ABC/ESPN)		

\*-American Athletic Conference Opponent



# 2017 ALPHABETICAL ROSTER

2017 UCONN FOOTBALL

No.	Name	Ht.	Wt.	Pos.	Cl.	Hometown/Last School/High School/Prep School
85	Anthony, Malcolm	5-8	185	WR	RSo.	Mount Laurel, N.J./Lenape
96	Atkins, James	6-5	283	DL	RJr.	Saugus, Mass./Blair Academy (N.J.)
2	Beals, Tyraiq	6-0	171	WR	Jr.	East Orange, N.J./East Orange
43	Beavers, Darrian	6-3	218	LB	Fr.	Cincinnati, Ohio/Colerain
1	Bell, Tre	5-11	180	DB	RSr.	Union, N.J./St. Peter's Prep/Vanderbilt
12	Bisack, Brandon	6-5	227	QB	RSo.	Farifield, Conn./Warde
86	Bloom, Alec	6-6	261	TE	Sr.	Ligonier, Pa./Ligonier Valley Senior
60	Bonvicini, Ben	6-1	320	OL	RSo.	Torrington, Conn./Torrington
33	Britton, Chris	6-1	240	LB	RJr.	Harrisburg, Pa./Harrisburg
95	Brouse, Noel	6-5	262	DL	So.	Slatington, Pa./Parkland
36	Brown, Brayden	6-1	192	DB	Fr.	Cumberland, Md./Fort Hill
3	Burnett, Garrison	5-10	187	WR	Fr.	Washington, D.C./Maret School
78	Campbell, Ian	6-5	287	OL	RSo.	Pompton Plains, N.J./Pequannock
15	Carrezola, Luke	6-3	260	LB	Sr.	Langhorne, Pa./Neshaminy
67	Cespedes, Bryan	6-7	313	OL	RSo.	New London, Conn./New London
84	Coney, Bryan	6-1	203	WR	RSo.	Naugatuck, Conn./Naugatuck
25	Coyle, Tyler	6-1	196	DB	RFr.	Windsor, Conn./Windsor
63	Crozier, Ryan	6-4	300	OL	RJr.	Plantation, Fla./Saint Thomas Aquinas
9	Davis, Tyler	6-4	235	TE	RSo.	Bellmore, N.Y./Mephram
70	DeGeorge, Cam	6-6	255	OL	RFr.	Lynnfield, Mass./Lynnfield
13	Diggs, Vontae	6-2	225	LB	Sr.	Downers Grove, Ill./Downers Grove North
23	Dixon, Keyion	6-3	180	WR	RFr.	Glastonbury, Conn./Glastonbury
82	Donaldson, Mason	6-2	205	WR	RFr.	Allentown, Pa./Salisbury Township
93	Fatukasi, Folorunso	6-4	310	DL	RSr.	Far Rockaway, N.Y./Beach Channel
89	Fitton, Ryan	6-4	237	TE	Fr.	Westport, Conn./Staples
27	Fortt, Omar	6-1	190	DB	Fr.	New Canaan, Conn./ St. Luke's
88	Freeborn, Connor	6-5	255	LB	RSo.	Wilmington, Del./Salesianum School
42	Gardner, T.J.	6-2	229	LB	Fr.	Windsor, Conn./Windsor
32	Garland, Aaron	5-11	193	DB	RSo.	Oak Park, Ill./Fenwick
46	Garson, AJ	6-5	245	LB	RFr.	Palm Beach Gardens, Fla./Oxbridge Academy
45	Gilmartin, Ryan	5-11	225	LB	RFr.	Weddington, N.C./Charlotte Christian Academy
81	Graham, Brett	6-3	195	P	RFr.	State College, Pa./State College Area
6	Hahn, Eddie	6-3	202	DB	RFr.	Port Monmouth, N.Y./Red Bank Catholic
87	Hairston, Cameron	6-2	175	WR	Fr.	Lee's Summit, Mo./Lee's Summit North
73	Hashemi, Steve	6-6	289	OL	Sr.	Trumbull, Conn./St. Joseph
14	Herring-Wilson, Tahj	6-1	191	DB	RFr.	Hartford, Conn./Suffield Academy
90	Holman, Zordan	6-5	256	TE	RSo.	Portland, Maine/Cheverus
54	Holmes, Robert	6-3	351	OL	Fr.	West Palm Beach, Fla./Oxbridge Academy
11	Hopkins, Nate	6-1	225	RB	RFr.	Flower Mound, Texas/Marcus
62	Hopkins, Thomas	6-6	311	OL	RSr.	Hawthorne, N.Y./Westlake
51	Hubbard, Stanley	6-3	307	OL	Fr.	Chevy Chase, D.C./St. John's College
39	Jean-Pierre, Chris	5-11	208	DB	RSo.	Deep River, Conn./Valley Regional
11	Joseph, Junior	6-1	245	LB	RSr.	Sinking Springs, Pa./Wilson Westlawn
53	Keating, Brian	6-0	231	LS	Fr.	Darien, Conn./Darien
20	King III, Robert P.	6-0	167	DB	Fr.	Philadelphia, Pa./Father Judge
50	Lawley, Sheriden	6-4	290	DL	RJr.	Abbotsford, B.C./Lawrenceville Prep (N.J.)



# 2017 ALPHABETICAL ROSTER



2017 UCONN FOOTBALL

No.	Name	Ht.	Wt.	Pos.	Cl.	Hometown/Last School/High School/Prep School
56	Leone, Nino	6-6	345	OL	RFr.	Middleton, Mass./Pingree School
12	Levenberry, E.J.	6-3	250	LB	RSr.	Woodbridge, Va./C.D. Hylton/Florida State
1	Mayala, Hergy	6-2	200	WR	Jr.	Montreal, Que./Trinity Pawling (N.Y.)
17	McAfee, Jordan	6-4	226	QB	Fr.	Everett, Mass./Everett
16	McAllister, Brice	5-11	193	DB	Sr.	East Longmeadow, Mass./Suffield (Conn.) Academy
8	McLean, Aaron	6-5	220	WR	Jr.	Southborough, Mass./St. Mark's
59	Migliaccio, Andrew	6-3	266	DL	RFr.	Granby, Conn./Granby Memorial
94	Murphy, Kevin	6-1	289	DL	RSo.	Westchester, Pa./Westchester East
80	Myers, Tommy	6-5	260	TE	RSr.	Coventry, Conn./Coventry
76	Newman, Harrison	6-3	276	OL	RFr.	West Hartford, Conn./Hall
22	Newsome, Arkeel	5-7	185	RB	Sr.	Ansonia, Conn./Ansonia
75	Oak, Daniel	6-3	295	OL	RJr.	Fort Myers, Fla./Fort Myers
58	Okounam, Philippe	6-5	290	DL	RSo.	Chateauguay, Que./St. Paul School (N.H.)
18	Olaniyan, Abiola	6-1	186	DB	Fr.	Woodberry Forest, Va./Woodberry Forest
57	Ormsby, Cole	6-3	262	DL	RSr.	Windsor, Conn./Windsor
65	Pearl, Matt	6-7	304	OL	RSo.	Bronx, N.Y./Governor's Academy (Mass)
5	Pindell, David	6-0	190	QB	Jr.	Columbia, Md./Lackawanna (Pa.) JC
16	Rishell, Will	5-11	192	K	RSr.	Hebron, Conn./RHAM
31	Robinson, John IV	6-2	195	DB	RSo.	Englewood, N.J./Dwight Morrow
26	Romanello, Dan	6-0	190	DB	RFr.	Norwalk, Conn./Canterbury School
91	Rose, Jay	6-3	227	TE	Fr.	Southington, Conn./Southington
77	Rutherford, Trey	6-5	311	OL	Sr.	Markham, Ontario/Kent School (Conn.)
79	Schafenacker, Kyle	6-3	284	OL	RSr.	Cooper City, Fla./St. Thomas Aquinas
4	Shirreffs, Bryant	6-2	220	QB	RSr.	Jefferson, Ga./Jefferson/North Carolina State
66	Sidebotham, Jeffrey	6-2	205	LS	RFr.	Brookfield, Conn./Brookfield
19	Skanes, Quayvon	5-11	171	WR	RFr.	Chicago, Ill./Wendall Phillips Academy
10	Stapleton, Cam	6-4	255	LB	RSr.	Staten Island, N.Y./Poly Prep County Day
21	Summers, Jamar	6-0	190	DB	Jr.	East Orange, N.J./East Orange
30	Swann, Jordan	5-10	181	DB	Fr.	Baltimore, Md./St. Frances Academy
44	Swenson, Ian	6-1	186	DB	Fr.	Wilmette, Ill./Loyola Academy
40	Tarbutt, Michael	6-0	187	K	RSo.	Grimsby, Ont./Canisius (N.Y.)
41	Terry, Marshe	6-4	206	DB	RSo.	Columbus, N.J./North Burlington
52	Thomas, Caleb	6-0	289	DL	Fr.	Mansfield, Texas/Mansfield
48	Thompson, Jason	5-7	185	RB	RJr.	Shelton, Conn./Shelton
71	Tunstall, James	6-6	329	OL	Fr.	Indian Head, Md./Lackey
74	Van Demark, Ryan	6-7	264	OL	Fr.	Princeton, N.J./The Hun School
72	Vechery, Brendan	6-6	309	OL	RSr.	Ashburn, Va./Broad Run
83	Vernieri, TJ	6-1	168	WR	RSo.	Long Valley, N.J./West Morris
24	Vickers, Ja'Kevious	5-10	193	RB	RFr.	Belle Glade, Fla./Gales Central
7	Washington, Marvin	6-1	192	QB	Fr.	Orlando, Fla./Dr. Phillips
29	Watkins, Anthony	5-10	200	DB	RJr.	Fort Meade, Md./Fort Meade/Lawrenceville Prep (N.J.)
18	Westmark, Brad	6-0	193	QB	RJr.	Brookfield, Conn./Brookfield/Marist
15	Williams, Donovan	6-4	215	QB	So.	Dumfries, Va./C.D. Hylton
37	Williams, Kyle	5-7	170	DB	So.	Hamden, Conn./Hamden Hall
98	Williams, Rhakim	6-1	227	TE	RFr.	Worcester, Mass./Doherty Memorial
28	Wilson, Tahj-Anthony	5-10	214	RB	RSo.	Long Island, N.Y./Valley Stream South
51	Zecchino, Nick	6-1	190	LS	So.	Cedar Grove, N.J./Cedar Grove



# 2017 NUMERICAL ROSTER

2017 UCONN FOOTBALL

No.	Name	Ht.	Wt.	Pos.	Cl.	Hometown/Last School/High School/Prep School
1	Bell, Tre	5-11	180	DB	RSr.	Union, N.J./St. Peters's Prep/Vanderbilt
1	Mayala, Hergy	6-2	200	WR	Jr.	Montreal, Que./Trinity Pawling (N.Y.)
2	Beals, Tyraiq	6-0	171	WR	Jr.	East Orange, N.J./East Orange
3	Burnett, Garrison	5-10	187	WR	Fr.	Washington, D.C./Maret School
4	Shirreffs, Bryant	6-2	220	QB	RSr.	Jefferson, Ga./Jefferson/North Carolina State
5	Pindell, David	6-0	190	QB	Jr.	Columbia, Md./Lackawanna (Pa.) JC
6	Hahn, Eddie	6-3	202	DB	RFr.	Port Monmouth, N.Y./Red Bank Catholic
7	Washington, Marvin	6-1	192	QB	Fr.	Orlando, Fla./Dr. Phillips
8	McLean, Aaron	6-5	220	WR	Jr.	Southborough, Mass./St. Mark's
9	Davis, Tyler	6-4	235	TE	RSo.	Bellmore, N.Y./ Mephram
10	Stapleton, Cam	6-4	255	LB	RSr.	Staten Island, N.Y./Poly Prep County Day
11	Hopkins, Nate	6-1	225	RB	RFr.	Flower Mound, Texas/Marcus
11	Joseph, Junior	6-1	245	LB	RSr.	Sinking Springs, Pa./Wilson Westlawn
12	Bisack, Brandon	6-5	227	QB	RSo.	Farifield, Conn./Warde
12	Levenberry, E.J.	6-3	250	LB	RSr.	Woodbridge, Va./C.D. Hylton/Florida State
13	Diggs, Vontae	6-2	225	LB	Sr.	Downers Grove, Ill./Downers Grove North
14	Herring-Wilson, Tahj	6-1	191	DB	RFr.	Hartford, Conn./Suffield Academy
15	Carrezola, Luke	6-3	260	LB	Sr.	Langhorne, Pa./Neshaminy
15	Williams, Donovan	6-4	215	QB	So.	Dumfries, Va./C.D. Hylton
16	McAllister, Brice	5-11	193	DB	Sr.	East Longmeadow, Mass./Suffield (Conn.) Academy
16	Rishell, Will	5-11	192	K	RSr.	Hebron, Conn./RHAM
17	McAfee, Jordan	6-4	226	QB	Fr.	Everett, Mass./Everett
18	Olaniyan, Abiola	6-1	186	DB	Fr.	Woodberry Forest, Va./Woodberry Forest
18	Westmark, Brad	6-0	193	QB	RJr.	Brookfield, Conn./Brookfield/Marist
19	Skanes, Quayvon	5-11	171	WR	RFr.	Chicago, Ill./Wendall Phillips Academy
20	King III, Robert P.	6-0	167	DB	Fr.	Philadelphia, Pa./Father Judge
21	Summers, Jamar	6-0	190	DB	Jr.	East Orange, N.J./East Orange
22	Newsome, Arkeel	5-7	185	RB	Sr.	Ansonia, Conn./Ansonia
23	Dixon, Keyion	6-3	180	WR	RFr.	Glastonbury, Conn./Glastonbury
24	Vickers, Ja'Kevious	5-10	193	RB	RFr.	Belle Glade, Fla./Gales Central
25	Coyle, Tyler	6-1	196	DB	RFr.	Windsor, Conn./Windsor
26	Romanello, Dan	6-0	190	DB	RFr.	Norwalk, Conn./Canterbury School
27	Fortt, Omar	6-1	190	DB	Fr.	New Canaan, Conn./ St. Luke's
28	Wilson, Tahj-Anthony	5-10	214	RB	RSo.	Long Island, N.Y./Valley Stream South
29	Watkins, Anthony	5-10	200	DB	RJr.	Fort Meade, Md./Fort Meade/Lawrenceville Prep (N.J.)
30	Swann, Jordan	5-10	181	DB	Fr.	Baltimore, Md./St. Frances Academy
31	Robinson, John IV	6-2	195	DB	RSo.	Englewood, N.J./Dwight Morrow
32	Garland, Aaron	5-11	193	DB	RSo.	Oak Park, Ill./Fenwick
33	Britton, Chris	6-1	240	LB	RJr.	Harrisburg, Pa./Harrisburg
36	Brown, Brayden	6-1	192	DB	Fr.	Cumberland, Md./Fort Hill
37	Williams, Kyle	5-7	170	DB	So.	Hamden, Conn./Hamden Hall
39	Jean-Pierre, Chris	5-11	208	DB	RSo.	Deep River, Conn./Valley Regional
40	Tarbutt, Michael	6-0	187	K	RSo.	Grimsby, Ont./Canisius (N.Y.)
41	Terry, Marshe	6-4	206	DB	RSo.	Columbus, N.J./North Burlington
42	Gardner, T.J.	6-2	229	LB	Fr.	Windsor, Conn./Windsor
43	Beavers, Darrian	6-3	218	LB	Fr.	Cincinnati, Ohio/Colerain

# 2017 NUMERICAL ROSTER



2017 UCONN FOOTBALL

No.	Name	Ht.	Wt.	Pos.	Cl.	Hometown/Last School/High School/Prep School
44	Swenson, Ian	6-1	186	DB	Fr.	Wilmette, Ill./Loyola Academy
45	Gilmartin, Ryan	5-11	225	LB	RFr.	Weddington, N.C./Charlotte Christian Academy
46	Garson, AJ	6-5	245	LB	RFr.	Palm Beach Gardens, Fla./Oxbridge Academy
48	Thompson, Jason	5-7	185	RB	RJr.	Shelton, Conn./Shelton
50	Lawley, Sheriden	6-4	290	DL	RJr.	Abbotsford, B.C./Lawrenceville Prep (N.J.)
51	Hubbard, Stanley	6-3	307	OL	Fr.	Chevy Chase, D.C./St. John's College
51	Zecchino, Nick	6-1	190	LS	So.	Cedar Grove, N.J./Cedar Grove
52	Thomas, Caleb	6-0	289	DL	Fr.	Mansfield, Texas/Mansfield
53	Keating, Brian	6-0	231	LS	Fr.	Darien, Conn./Darien
54	Holmes, Robert	6-3	351	OL	Fr.	West Palm Beach, Fla./Oxbridge Academy
56	Leone, Nino	6-6	345	OL	RFr.	Middleton, Mass./Pingree School
57	Ormsby, Cole	6-3	262	DL	RSr.	Windsor, Conn./Windsor
58	Okounam, Philippe	6-5	290	DL	RSo.	Chateaugay, Que./St. Paul School (N.H.)
59	Migliaccio, Andrew	6-3	266	DL	RFr.	Granby, Conn./Granby Memorial
60	Bonvicini, Ben	6-1	320	OL	RSo.	Torrington, Conn./Torrington
62	Hopkins, Thomas	6-6	311	OL	RSr.	Hawthorne, N.Y./Westlake
63	Crozier, Ryan	6-4	300	OL	RJr.	Plantation, Fla./Saint Thomas Aquinas
65	Pearl, Matt	6-7	304	OL	RSo.	Bronx, N.Y./Governor's Academy (Mass)
66	Sidebotham, Jeffrey	6-2	205	LS	RFr.	Brookfield, Conn./Brookfield
67	Cespedes, Bryan	6-7	313	OL	RSo.	New London, Conn./New London
70	DeGeorge, Cam	6-6	255	OL	RFr.	Lynnfield, Mass./Lynnfield
71	Tunstall, James	6-6	329	OL	Fr.	Indian Head, Md./Lackey
72	Vechery, Brendan	6-6	309	OL	RSr.	Ashburn, Va./Broad Run
73	Hashemi, Steve	6-6	289	OL	Sr.	Trumbull, Conn./St. Joseph
74	Van Demark, Ryan	6-7	264	OL	Fr.	Princeton, N.J./The Hun School
75	Oak, Daniel	6-3	295	OL	RJr.	Fort Myers, Fla./Fort Myers
76	Newman, Harrison	6-3	276	OL	RFr.	West Hartford, Conn./Hall
77	Rutherford, Trey	6-5	311	OL	Sr.	Markham, Ontario/Kent School (Conn.)
78	Campbell, Ian	6-5	287	OL	RSo.	Pompton Plains, N.J./Pequannock
79	Schafenacker, Kyle	6-3	284	OL	RSr.	Cooper City, Fla./St. Thomas Aquinas
80	Myers, Tommy	6-5	260	TE	RSr.	Coventry, Conn./Coventry
81	Graham, Brett	6-3	195	P	RFr.	State College, Pa./State College Area
82	Donaldson, Mason	6-2	205	WR	RFr.	Allentown, Pa./Salisbury Township
83	Vernieri, TJ	6-1	168	WR	RSo.	Long Valley, N.J./West Morris
84	Coney, Bryan	6-1	203	WR	RSo.	Naugatuck, Conn./Naugatuck
85	Anthony, Malcolm	5-8	185	WR	RSo.	Mount Laurel, N.J./Lenape
86	Bloom, Alec	6-6	261	TE	Sr.	Ligonier, Pa./Ligonier Valley Senior
87	Hairston, Cameron	6-2	175	WR	Fr.	Lee's Summit, Mo./Lee's Summit North
88	Freeborn, Connor	6-5	255	LB	RSo.	Wilmington, Del./Salesianum School
89	Fitton, Ryan	6-4	237	TE	Fr.	Westport, Conn./Staples
90	Holman, Zordan	6-5	256	TE	RSo.	Portland, Maine/Cheverus
91	Rose, Jay	6-3	227	TE	Fr.	Southington, Conn./Southington
93	Fatukasi, Folorunso	6-4	310	DL	RSr.	Far Rockaway, N.Y./Beach Channel
94	Murphy, Kevin	6-1	289	DL	RSo.	Westchester, Pa./Westchester East
95	Brouse, Noel	6-5	262	DL	So.	Slatington, Pa./Parkland
96	Atkins, James	6-5	283	DL	RJr.	Saugus, Mass./Blair Academy (N.J.)
98	Williams, Rhakim	6-1	227	TE	RFr.	Worcester, Mass./Doherty Memorial



## 85 Malcolm Anthony

### RS Soph | Wide Receiver



2016 Season: Did not see game action  
 2015 Season: Redshirted  
 Personal: Lettered three seasons under Kyle McAneney at Lenape High School in Medford, N.J...  
 In 2014 Lenape recorded its best record to date and were crowned division champions...Named to the 2014 West Jersey Football League First Team Colonial Division team...2013 West Jersey Football League Second Team American Division member...Three-time

Hammer Award winner (best performance in a game)...Gordon Masters Football Club All-Academic team member...Lettered three years in Track and Field.

## 96 James Atkins

### RS Junior | Defensive Line



2016 Season: Did not see game action

2015 Season: Made his collegiate debut by playing in two games... had a tackle in season-opener vs. Villanova (Sept. 3).

2014 Season: Redshirted.

High School: Played offensive and defensive line at Blair Academy (N.J.)...team went 6-2 during his senior season and won the Mid-

Atlantic Prep League title...named to the Newark Star Ledger All-Prep team on defense...awarded Blair Academy's Frere Football Award following his senior season.

## 2 Tyraiq Beals

### Junior | Wide Receiver



2016: Played in 12 games, started in two...Hauled in seven receptions for 96 yards and a touchdown... Compiled a career-high 68 yards receiving vs. Cincinnati (Oct. 8)... Returned 12 kickoffs for 186 yards.

2015: True freshman who played in all 13 games and started six... was third on the team in receptions with 24 for 275 yards and two touchdowns...had a career-high six receptions for 63 yards and a TD vs. Navy (Sept. 26)...also had a receiving

TD vs. USF (Oct. 17)...had two kickoff returns for 41 yards.  
 High School: Played wide receiver at East Orange High...ranked the No. 30 prospect in the Rivals.com New Jersey Postseason Top 35...finished his senior season with 71 receptions for 1,198 yards and 16 touchdowns...second-leading receiver by yardage and receptions in New Jersey in 2014...named Third Team All-State by NJ.com...also a sprinter for East Orange, part of the New Jersey's top 4x200 meter relay team, a team that recorded the 11th-fastest high school time in the nation in 2014...an exploratory major.

## 43 Darrian Beavers:

### Freshman | Linebacker



Played for Tom Bolden at Colerain HS as a safety and WR. Was a scholar athlete. Three-year recipient of the Varsity Starter Award. Senior year recognized for being a 4.0 GPA student. First Team All-Conference on defense in 2015 and 2016. Team finished runner-up in States in 2016, after finishing season undefeated. Three-time GMC Champions. Also earned varsity letter in basketball and track.

## 1 Tre Bell

### RS Senior | Defensive Back



2016 Season: Sat out due to transfer rules

Before UConn (Vanderbilt): Played in 20 career games at Vanderbilt and made 33 tackles.

2015 Season: Saw action in 11 of 12 games at cornerback and on special teams...finished the year with 14 total tackles, including seven solo stops... had four tackles in opener against Western Kentucky (Sept. 3) and season-high five tackles in win over

Austin Peay (Sept. 19).

2014 Season: Played in 11 of 12 games as a first-year contributor and made four starts...participated at cornerback and member of special team coverage units...finished the year with 19 total tackles, 15 solo tackles and a pair of defended passes... posted six total tackles vs. Mississippi (Sept. 6) and five solo tackles vs. UMass (Sept. 13)...also registered five tackles vs. Temple (Aug. 28).

2013 Season: Did not see game action.

High School: Three-year starting cornerback...as senior, posted two interception, 12 pass breakups and accounted for three



touchdowns for 8-2 team... selected as Non-Public School All-State and All-League...participated in postseason Chesapeake All-Star Game... as junior, totaled three interceptions and 12 passes defended for 7-4 squad.

catches for 18 yards in that game...finished his senior year with 45 receptions for 830 yards and 12 touchdowns...also rushed for 79 yards and a score...playing outside linebacker, recorded 57 tackles and a sack.

## 12 Brandon Bisack

### RS Sophomore | Quarterback



2016 Season: Did not see game action

2015 Season: Redshirted.  
High School: Was a pro-style quarterback...as a senior, threw for 2,575 yards with 22 touchdowns... named first team All-Fairfield County Interscholastic Athletic Conference as a senior...also punted for the team... led team to wins in three of final four games...threw for over 1,500 yards as a junior and 14 touchdowns... three-year starter at QB...also played

safety during high school career.

## 86 Alec Bloom

### Senior | Tight End



2016 Season: Started in all 12 games...Registered 15 catches for 142 yards with a touchdown...Had three receptions and a touchdown at USF (Oct. 15)...Recorded a catch in five-straight games from Oct. 15-Nov.19...Had a season-high 31 yards receiving at Navy (Sept. 10).

2015 Season: Started 11 of 13 game -- only two games without a start where when Huskies came out in multiple WR formations...had 22 receptions for 314 yards with a touchdowns...had five receptions for

97 yards against USF (Oct. 17) and had four receptions for 67 in win vs. UCF (Oct. 10)...also had three receptions for 42 yards in win vs. Army (Sept. 12)...had a 23-yard TD reception in win vs. East Carolina (Oct. 30)...made two receptions for 24 yards vs. Marshall in St. Petersburg Bowl (Dec. 26).

2014 Season: Made 11 appearances as a true freshman...caught a 16-yard touchdown against Boise State (Sept. 13)...hailed in two receptions for 24 yards vs. BYU (Aug. 29)... was named to the American Athletic Conference All-Academic Team in 2014.

High School: Named to Pennsylvania Sportswriters Class AA All-State Team as a senior and earned a spot on the USA Today All-Pennsylvania team... first-team tight end on The Tribune-Democrat's All-Area Team...represented Pennsylvania in the Big 33 Classic on June 14, 2014 in Hershey, Pa. ...had two

## 60 Ben Bonvicini

### RS Soph | Offensive Line

2016 Season: Did not see game action



2015 Season: Redshirted

## 33 Chris Britton

### RS Junior | Linebacker



2016 Season: Saw action in 12 games...Registered seven tackles and a forced fumble...Had one tackle and a forced fumble at Houston (Sept. 29)...Recorded a career-high three tackles against Tulane (Nov. 26)...Had five games with at least a tackle.

2015 Season: Did not see any game action.

2014 Season: Redshirted.

High School: Joined UConn in the spring of 2014 as a mid-year enrollee...linebacker at Harrisburg High School...had more than 125 tackles in his senior season of 2012...Harrisburg went 11-3 in his senior season and advanced to the quarterfinals of the Pennsylvania Class AAAA playoffs...played in the Big 33 All-Star Game in Hershey, Pa...was also a standout basketball player in high school.



### 95 Noel Brouse

#### RS Freshman | Defensive Line



2016 Season: Redshirted

High School: Named to the 2015 Pennsylvania Football Writers' Class 4A all-state team as an offensive lineman... first team All-Eastern Pennsylvania Conference South Division on both sides of the bowl...named to the Class 4A All-EasternPAFootball.com team on the offensive line...in senior year, Parkland had a 14-2 overall record and played in PIAA Class 4A state championship game...played

in the Big 33 Classic on June 18 and had a pair of sacks for Pennsylvania as it beat Maryland 26-14... played in the Blue-Grey All-American Bowl Game in Tampa on Jan. 9...earned all-area honors as a junior as team posted an 11-3 record...also played basketball...National Honor Society member.

### 78 Ian Campbell

#### RS Soph | Offensive Line



2016 Season: Did not see game action

2015 Season: Redshirted.

High School: Played tight end at Pequannock Township High School... named a top-five tight end in New Jersey by NJ.com... ranked a top-50 prospect in New Jersey and a top-30 tight end in the country by ESPN... helped Pequannock finish 9-2 during his senior season and reach the NJSIAA Group 2 semifinals...2013

MSG Varsity All-New Jersey...had 33 receptions for 375 yards and a TD as a junior.

### 36 Brayden Brown

#### Freshman | Defensive Back



Helped lead high school team to four-straight state championships. First Team All-Area Defensive Back sophomore year. Played on both sides of the ball, offense (running back, wide receiver), defense (cornerback). Also played basketball, leading the team in scoring 2014-2015.

### 15 Luke Carrezola

#### Senior | Defensive Line



2016: Started in all 12 games for the Huskies...recorded 43 tackles including a career-high seven tackles at Navy (Sept. 10)... Registered a new career-high and led the team with 11.0 tackles for loss, boosted by 3.0 tackles for loss at Navy (Sept. 10)...Matched career-high for tackles with seven at USF (Oct. 15)...Ended the season on a high note with another seven tackle performance and added 2.5 tackles for loss vs. Tulane (Nov. 26)...had six QB hurries, racking up three vs. UCF (Oct. 22).

### 3 Garrison Burnett

#### Freshman | Wide Receiver



Burnett played quarterback and defensive back in high school. Compiled 3,000 offensive yards (1010 passing, 1951 rushing, 15 receiving) and 35 touchdowns his junior season. Senior season 1370 passing yards, 2218 rushing yards and 154 receiving yards. Posting 49 touchdowns.

2015: Was a mainstay in the Husky lineup with 12 starts...had 45 tackles on the season with six in three different games, including the win vs. East Carolina (Oct. 30)...led the team in tackles for a loss with 8.5...was second on the team in sacks with six, including two in win over nationally-ranked Houston (Nov. 21)... had 2.5 tackles for a loss at Tulane (Nov. 7)...had three tackles vs. Marshall in St. Petersburg Bowl (Dec. 26)...also played on the offense side of the ball in regular-season finale vs. Temple (Nov. 28) and had one reception for four yards.

2014: Played in six games as a true freshman...finished with eight tackles...made two stops vs. Stony Brook (Sept. 6)... notched three tackles at No. 18 East Carolina (Oct. 23).

High School: Played tight end, defensive end and linebacker at Neshaminy High School...following senior season, named to Pennsylvania Football Writers Class AAAA All-State Team... helped Neshaminy High to a 13-2 record, culminating with a PIAA District 1 Class AAAA title and a berth in the state semifinals...represented Pennsylvania in the Big 33 Classic on June 14 in Hershey, Pa. ...had two sacks in that game...had



nine receptions for 121 yards and a touchdown in his junior and senior seasons...on defense, posted 56 tackles, 20.0 TFL and eight sacks as a senior...over his three-year varsity career at defensive end, notched 144 tackles, 40.0 TFL and 15.5 sacks.

### 67 Bryan Cespedes

#### RS Sophomore | Offensive Line



2016: Played in one game for the Huskies against Temple (Nov. 4).  
2015: Redshirted.

High School: Played tackle at New London High School...helped New London to a state playoff berth as a senior in Class M Large Division... helped New London have 338 yards of total offense or more in five games...Also a standout in basketball and baseball at New London.

### 84 Bryan Coney

#### RS Sophomore | Wide Receiver




2016: Played in all 12 games...Made a tackle against Maine in first career game (Sept 1)...Also registered a tackle vs. Temple (Nov. 4).

2015: Redshirted.  
High School: Career leader in receptions at Naugatuck with 81, receiving yards with 2,171 and 33 touchdowns...as a senior, earned All-State honors with 52 receptions for 1,171 yards and 20 TDs...also earned All-State as a junior...team had a 19-5 combined record in junior

and senior season...team played in Class L Large semifinals as a senior...earned All-Naugatuck Valley League honors... also played defensive back...Naugatuck coach Craig Bruno was also head coach for former UConn walk-on Marcus Easley, now a member of the Buffalo Bills, at Bunnell HS.

### 25 Tyler Coyle

#### RS Freshman | Defensive Back



2016: Redshirted

High School: Named to the Walter Camp Football Foundation All-Connecticut team... First Team New Haven Register All-Star...named to the All-Hartford Courant team... caught 12 TD passes in senior year, including four in the postseason, as team posted a 10-1 record...team advanced to Class L semifinals... had 29 receptions for 741 yards as a senior in the regular season... as a junior, had 28 receptions

for 700 yards and 11 TDs as team won Class L-Small state championship...in that title game, had two TD receptions and an 8-yard fumble return for a TD...played in the Connecticut Super 100 Game on June 25 at Rentschler Field as he caused a fumble for Team Constitution, which won the game...an outstanding track athlete, ran the second leg of the 4x200 relay that won the high school national championship as a senior in June 2016...won three events as a senior as Class MM outdoor championship – 100 meters, 200 meters and 4x100 relay... won Class L high jump championship in spring 2015 as a junior...was part of New England champion 4x100 relay team in 2015...also played basketball.

### 63 Ryan Crozier

#### RS Junior | Offensive Line



2016: Started 11 games at center... Helped the Huskies rush for 100 yards or more on six occasions... Offense rushed for 200 yards against Maine in season opener (Sept 1). Team passed for over 200 yards in seven games including a season-high 306 at USF (Oct. 15).

2015: Missed entire season with an injury...was moved to center in spring practice of '15 and suffered injury at end of the spring...practiced in full in spring of '16.

2014: Played in 10 games on the offensive line, starting the final three at left guard during his true freshman campaign.

High School: Played tackle and guard in Florida at national powerhouse St. Thomas Aquinas...helped the squad to a 10-3 record in 2013, including the top spot in the 7A District 15 standings...offense averaged 35.8 points per game...as a junior and senior, named Class 7A All-State second team.

Personal Profile: Ryan Crozier...An exploratory major.



### 9 Tyler Davis

#### RS Sophomore | Tight End



2016: Played in all 12 games... Hauled in 11 receptions for 107 yards and one touchdown...Set career-highs in catches (4), receiving yards (51) and scored his first career touchdown vs. Syracuse (Sept. 24). Recorded a catch in each of the first five games to open the season. Also was utilized as a passer on trick plays, throwing for 42 yards on two completed passes.

2015: Redshirted

High School: Enrolled at UConn for the 2014 spring semester...

USA TODAY 2014 All-New York Team...ranked the No. 6 2015 prospect in New York by Rivals.com...tabbed as the fifth-best prospect in New York by ESPN... ranked among the top-15 prospects in the state by Scout.com ...three-year starter at quarterback for Mepham High School...led Mepham to a 7-2 league record in 2014...as a senior, threw for 1,092 yards and 13 touchdowns and rushed for 1,553 yards and 22 touchdowns... as a junior, threw for 1,023 yards and six TDs while rushing for 1,107 yards and 21 TDs.

### 70 Cam DeGeorge

#### RS Freshman | Offensive Line

2016: Redshirted

High School: As a senior, was named Lineman of the Year and



First Team All-Cape Ann League Baker Division...was a Boston Globe All-Scholastic pick...team qualified for Division 4 playoffs in senior year and finished with an 8-3 record... team won Cape Ann League Baker Division in 2015...a varsity starter since his freshman year, played in 2012 Eastern Mass Division 3A Super Bowl as a freshman...named first team All-Cape Ann League Baker Division as a junior, as team advanced to state semifinals.

### 13 Vontae Diggs

#### Senior | Linebacker



2016: Started all 12 games at linebacker...Ranked second on the team with 84 tackles and third with 8.0 tackles for loss...Chipped in a sack and a forced fumble... Set a career-high with 12 tackles at Houston (Sept. 29)...Played weell against Temple (Nov. 4) recording nine tackles, including two tackles for loss and a sack...Racked up nine tackles and two tackles for loss vs. Maine (Sept. 1) during the season

opener.

2015: Has played in 24 games over the past two seasons both a linebacker and on special teams...made 12 tackles this season, including a career-high five vs. UCF (Oct. 10)...also had a pair of tackles in season-opening win vs. Villanova (Sept. 3).

2014: Played in all 12 games a true freshman, seeing time on special teams and at linebacker...recorded 10 tackles on the year...posted two stops at No. 18 East Carolina...had a quarterback hurry vs. UCF (Nov. 1)...finished the year with a season-high four tackles vs. SMU (Dec. 6).

High School: Played defensive end, linebacker and quarterback at Downers Grove North...2013 Daily Herald DuPage County All-Area Team...a Pioneer Local West Suburan All-Conference Silver Division selection...notched 30 tackles during his senior season...also played basketball and high jumped for the track team.

### 23 Keyion Dixon

#### RS Freshman | Wide Receiver

2016: Redshirted



High School: Named to the 2015 Connecticut High School Coaches' Association all-state team, the Walter Camp Football Foundation All-Connecticut Team, the USA Today All-Connecticut team and the New Haven Register All-State team... named All-Central Connecticut Conference as a senior...played quarterback and defensive back as a junior, but saw some time as a wide receiver as a senior...rushed

for 1,514 yards as a senior with 21 touchdowns...also passed for five TDs...had 38 tackles and four interceptions on the other side of the ball...team advanced to Class LL semifinals in senior year...had an 85-yard punt return for a TD in the state semis... in junior season, team advanced to Class LL semifinals and had an 8-4 record...had a 22-yard TD run in the semifinals with a total of 87 rushing yards...played in the Connecticut Super 100 Classic at Rentschler Field on June 25 and was the offensive MVP for the winning Team Constitution...had two receptions for 105 yards in the game, including a 65-yard one for a TD...an outstanding track athlete, was the New England champion in the 300-meter IM hurdles during his senior outdoor season...also won the same event at the Connecticut State High School Open and the Class LL Championship...also won 300-meter hurdles title at Class LL meet as a junior.

### 82 Mason Donaldson

#### RS Freshman | Wide Receiver

2016: Redshirted







## 93 Foley Fatukasi RS Senior | Defensive Line



2016: Started all 12 games at defensive tackle...Completed the season with 43 tackles, 2.5 tackles for loss, three sacks, four quarterback hurries and a blocked kick...Set a new career-high with 10 tackles and recorded a sack at ECU (Oct. 29).

2015: Named All-American Athletic Conference honorable mention...emerged as a standout on the Husky defensive line this year with stars in 11 of 13 games...has now played 24

games over the past two seasons with 14 starts...had 50 tackles on the season, which was sixth on the team...led the team with eight tackles for a loss and was third in sacks with seven...forced four fumbles...tied a career-high with seven tackles vs. Marshall (Dec. 26) in St. Petersburg Bowl...also had a sack in that game...also had seven tackles at BYU (Oct. 2)...had six tackles in wins over Villanova (Sept. 3) and East Carolina (Oct. 30)...had a pair of sacks in Villanova game.

2014: Played in all 12 games on the defensive line, starting three at defensive tackle...posted 31 tackles with 3.0 tackles for loss...had three tackles, including one for loss, at USF (Sept. 19)...recorded four tackles and 0.5 TFL at No. 18 East Carolina (Oct. 23)...notched four solo tackles at Army (Nov. 8)...capped the year with a season-high five tackles vs. SMU (Dec. 6).

2013: Redshirted


High School: Had 78 tackles as a senior with ten sacks...named Second Team All-Queens/Long Island by the New York Daily News as a senior...played in Empire Challenge All-Star Game (June 18)...team reached PSAL Bowl Division finals in sophomore year and was 6-3 in junior year...was limited to just two games in junior year because of injury...first player from Beach Channel High School to go directly to a FBS school.

## 89 Ryan Fitton Freshman | Tight End



Lettered four years at Staples High School under head coach Marce Petroccio. Three-time First Team All-FCIAC. Three-time First Team All-CHSCA. Three-time First Team Class LL All-State. Senior year named a captain. Walter Camp Foundation All-Connecticut Football First Team. Second Team USA Today All-Connecticut Team. New Haven Register Second Team All-Connecticut. Lettered three seasons in baseball.

## 27 Omar Fortt Freshman | Defensive Back



Played for Noel Thomas Sr., father of former Huskies wide receiver Noel Thomas, at St. Luke's HS. Brother Khairi played at Penn State and Cal before being drafted by the New Orleans Saints in the Fourth Round of the 2014 NFL Draft. Khairi is currently playing for the Washington Redskins. Junior season recorded 65 tackles, 6.0 tackles for loss, one sack, three forced fumbles and two interceptions.

## 88 Connor Freeborn RS Sophomore | Defensive Line



2016: Did not see game action

2015: Redshirted.

High School: Played tight end, defensive end and outside linebacker at Salesianum School...Second Team All-State as a senior...team won state Division I championship in junior year with an 11-1 record...helped Salesianum to a 7-4 record in 2014 and a berth in Division I state playoffs...ranked a top-five prospect in Delaware by Rivals.com...ranked as the No. 2 prospect in the state by

ESPN...also a standout lacrosse player in high school.

## 42 T.J. Gardner Freshman | Linebacker



Named 2016 Walter Camp Foundation First Team All-Connecticut member. 2016 First Team All-CHSCA.



## 32 Aaron Garland

### RS Sophomore | Defensive Back



2016: Played in all 12 games... registered one tackle against UCF (Oct. 22).

2015: Redshirted.

High School: Played cornerback at Fenwick High... ranked the No. 35 prospect in the Rivals.com Illinois Postseason Top 35...tabbed a top-30 prospect in Illinois and a top-75 cornerback prospect nationally by ESPN... helped Fenwick reach the Illinois Class 7A quarterfinals during his senior season...had an 87-yard

kickoff return for a TD in second round playoff win...in second round game, had a 61-yard interception to set up winning score...recorded a total of four interceptions, including two returned for touchdowns, in 2014...

## 81 Brett Graham

### RS Freshman | Punter



2016: Redshirted

High School: Earned First Team All-Mid Penn Conference in senior year as a punter and tight end... also earned First Team All-Mid State as a tight end...averaged 34.0 yards per punt in senior year with a long of 46...team won conference division championship in senior year...in junior season, was first team all-conference as a punter and second team as a tight end...averaged 36.1 yards per punt as a junior with a

long of 60...also had 75 career receptions as a tight end for 939 yards and six TDs...made 35 receptions for 370 yards as a senior...team advanced to PIAA AAA quarterfinals in junior and senior years...also played baseball.

## 46 AJ Garson

### RS Freshman | Defensive Line



2016: Redshirted

High School: Projected to play linebacker at UConn...named Second Team All-Area by the Palm Beach Post...in senior year, had four receptions at tight end for 58 yards and a pair of TDs...at linebacker made 57 tackles with two sacks... team went 9-3 as a senior and advanced to regional finals of Class 3A tournament...as a junior, had 38 tackles with three sacks and caught four passes for 52 yards and a TD.

## 6 Eddie Hahn

### RS Freshman | Defensive Back



2016: Redshirted

High School: Will play on defense at UConn after playing both quarterback and safety in high school...earned All-Shore Conference Second team honors as a senior...team reached the semifinals of the Non-Public Group III playoffs...was also an All-Class A Central selection...made 26 tackles as a senior with 77 career tackles...had two interceptions in both junior and senior year...on offense at QB, had two games of

over 300 yards of passing...earned all-conference first team honors in junior year...as a junior, team won the New Jersey State Interscholastic Athletic Association Non-Public Group III title...threw for 234 yards and two TDs in state championship game...had 32 tackles as a junior with 12 pass break-ups and a pair of interceptions as junior...on offense as a junior, passed for 1,485 yards and 20 TDs while rushing for 531 yards and 12 TDs...was team's punter...also played basketball.

## 45 Ryan Gilmartin

### RS Freshman | Linebacker



2016: Redshirted

High School: A starter in high school since his freshman year...earned North Carolina Independent Schools Association All-State honors as a junior and senior...named First Team Charlotte Independent School Athletic Association honors as a senior and all-conference a total of three times...team won three-straight NCISAA Division I state championships from freshman to junior seasons...also won four-

straight conference championships...had 388 career tackles , which is second in school history...also played lacrosse and was four-year starter...three-time all-conference pick.



### 87 Cameron Hairston Freshman | Wide Receiver



Played in 20 games and combined for 104 catches for 1717 yards with 15 touchdowns last two seasons at Lee' Summit North.

### 73 Steve Hashemi Senior | Offensive Line



2016: Played in 12 games...Helped the Huskies rush for 100 yards or more on six occasions...Offense rushed for 200 yards against Maine in season opener (Sept 1). Team passed for over 200 yards in seven games including a season-high 306 at USF (Oct. 15).

2015: Played in eight games working out of the left guard spot and also played on punt protection...made his first career start vs. Marshall (Dec.

26) in St. Petersburg Bowl at the tight end spot...made one reception for ten yards.

2014: Saw time in six games on special teams as a true freshman...named to the American Athletic Conference All-Academic Team.

High School: Played offensive tackle at St. Joseph...named CHSCA All-State First Team following his senior season...Hearst Connecticut Newspapers Super 33 selection...All-FCIAC selection...All-Walter Camp Football Foundation team member...New Haven Register All-State...helped St. Joseph to a 13-2 record in 2013, winning the Class M state title...blocked for a rushing attack that averaged 8.8 yards a carry...part of an offense that averaged 475 yards per game...also played basketball at St. Joseph, helping the school to two state titles.

### 14 Tajh Herring Wilson RS Freshman | Defensive Back




2016: Redshirted

High School: Was named First Team All-State by USA Today...made 28 tackles as a senior with two interceptions...team had a final record of 7-2 and played in the Wayne Sanborn New England Championship Bowl...was named to the NEPSAC Class A All-Stars as a junior...had four interceptions with 28 tackles as a junior...also played

basketball and ran track...finished tied for second in 100 meters at Division II New England Prep Track Association as a senior in 11.14 seconds...was fourth in 200-meters and third in 4x100 relay.

### 90 Zordan Holman RS Sophomore | Tight End



2016: Saw action in 10 games

2015: Redshirted.

High School: Played tight end and defensive line at Cheverus High School...2013 and 2014 Portland Press Herald All-State...won the 2014 Frank J. Gaziano Award as the best defensive lineman in the state of Maine...2013 Maine Defensive Player of the Year...led Cheverus to the Maine Eastern Class A state title game in 2014...recorded 41 tackles and six sacks as a senior...

recovered three fumbles in a state semifinal game...also played basketball at Cheverus...served as class president...won the 2013 Age 16-17 heavyweight title at the North American Grappling Association World Championships in both traditional and Brazilian jiu-jitsu rules.

### 54 Robert Holmes Freshman | Offensive Line



2016 First Team All-Area Member (Offensive Lineman)

### 11 Nate Hopkins RS Freshman | Running Back



2016: Redshirted

High School: Rushed for 1,406 yards as a senior on 255 carries with 15 TDs...had 2,841 career rushing yards in high school with 26 TDs.



## 62 Tommy Hopkins RS Senior | Offensive Line



2016: Played in five games, started three...Helped the Huskies rush for 100 yards or more on six occasions...Offense rushed for 200 yards against Maine in season opener (Sept 1). Team passed for over 200 yards in seven games including a season-high 306 at USF (Oct. 15).

2015: Started all 13 games for the Huskies at left guard..was part of a UConn offensive line that saw the same starting five in all 12 games... has played in 25 games over the

past two years.

2014: Played in all 12 games on special teams...recorded a tackle at No. 18 East Carolina (Oct. 23)... was named to the 2014 American Athletic Conference All-Academic Team.

2013: Redshirted

High School: Named to the New York State Sportswriters Association Class B First Team...also played defense and made 61 tackles with 5.5 sacks...was named to the 2012 Journal-News Super 11 team...school advanced to Class B state semifinals in sophomore year and was a starter.

## 51 Stanley Hubbard Freshman | Offensive Line



2016 USA Today First Team All-USA D.C. (Offensive Lineman)

## 39 Chris Jean Pierre RS Soph | Defensive Back



2016: Did not see game action

2015: Redshirted.

High School: Had 61 tackles as a senior with 207 career tackles and nine career interceptions... on offense, played quarterback with 1,256 passing yards as a senior and 1,203 rushing yards... also played running back and wide receiver during his career... punted and returned punts...team played in three state championship brackets during his career, including winning

the 2014 Class S-Large title for Valley Regional/Old Lyme...also played basketball as team won state championship and played in state title game three-straight years.

## 11 Junior Joseph RS Senior | Linebacker



2016: Started in all 12 games... Ranked third on the team with 81 tackles and finished the season with 1.5 tackles for loss...Recorded a season-high nine tackles vs. Virginia (Sept. 17)...Followed up performance the following week with nine tackles vs. Syracuse (Sept. 24)...Made nine tackles at USF (Oct. 15).

2015: Named All-American Athletic Conference honorable mention... started all 13 games for the Huskies

at middle linebacker and was the team's second-leading tackler with 93 stops...has now played in 24 games over the past two seasons with 17 starts...had a career-high 16 tackles against Cincinnati (Oct. 24)..also made nine tackles in win against Villanova (Sept. 3) and at Missouri (Sept. 19)...made seven tackles vs. Marshall (Dec. 26) in the St. Petersburg Bowl...had a forced fumble in win over nationally-ranked Houston (Nov. 21)... had first career interception vs. USF (Oct. 17).

2014: Played in 11 games, starting four at linebacker...finished the season with 41 tackles, including four for loss...opened the year with four tackles, a forced fumble and a fumble recovery vs. BYU (Aug. 29)...had two tackles for loss at USF (Sept. 19)... recorded five tackles and recovered a fumble at Army (Nov. 8)... made six stops vs. Cincinnati (Nov. 22)...closed the season with a career-high seven tackles, including six solo, vs. SMU (Dec. 6).

2013: Redshirted.

High School: Was named PIAA Class AAA First Team All-State as a senior by Pennsylvania Football News and the Pennsylvania Sports Writers... had 79 tackles as a senior with 17 tackles for a loss..also had five receptions for 63 yards as a senior...team was 13-2 in senior season and advanced to



semifinals of PIAA Class AAAA semifinals...as a junior had 59 tackles with 9.0 for a loss and also two touchdown receptions... team was 12-2 and advanced to state semifinals...had 19 tackles as a sophomore..played in the prestigious Big 33 Classic on June 15 as Pennsylvania topped Maryland 58-27.

### 20 Robert P. King III Freshman | Defensive Back



Played four seasons for head coach Mike McKay at Father Judge. Played quarterback and defensive back. This past season (2016) threw for 1796 yards and 20 touchdowns. Also rushed for 539 yards and seven touchdowns.

### 50 Sheriden Lawley RS Junior | Defensive Line



2016: Played in 12 games... Registered five tackles, 0.5 tackles for loss and a sack...Against Boston College (Nov. 19) totaled one tackle, 0.5 tackles for loss and a sack... Finished the year with a season-high two tackles vs. Tulane (Nov. 26).

2015: Played in one game making his collegiate debut vs. UCF (October 10).

2014: Redshirted.

High School: Spent one year at Lawrenceville Prep in Lawrenceville,

N.J. after his high school career in Abbotsford, British Columbia at W.J. Mouat Secondary...was a two-year starter at defensive end and guard at W.J. Mouat...first player from Mouat to receive a Division I scholarship...named to the Newark Star Ledger All-Prep Team after his season with Lawrenceville.

### 56 Nino Leone RS Freshman | Offensive Line



2016: Redshirted

High School: Was named Boston Globe Lineman of the Year for New England PSAC Class C...played guard in high school...team went 7-3 in senior season...also played basketball.

### 12 E.J. Levenberry RS Senior | Linebacker



2016: Started in 11 games...Tied for first on the team with four sacks... Was third on the team with 5.0 tackles for loss...Compiled 37 tackles and forced a fumble...Made five tackles, including a season-high 2.0 tackles for loss and one sack against Syracuse (Sept. 24)...Added five tackles, 1.0 tackles for loss and one sack at Houston (Sept. 29)...Season-high six tackles at East Carolina (Oct. 29).

2015: Transfer from Florida State who sat out the 2015 season at UConn and has two years of eligibility remaining beginning in 2016...had a total of five tackles with half a tackle for a loss in the 2016 UConn Spring Game.

2014: Played in all 13 games for the Seminoles and played in the National College Football Playoff semifinals in the Rose Bowl...was 14th on the team with 21 tackles and also had a tackle for a loss and a pass break-up.

2013: Appeared in in 13 games and made one start...intercepted a pass and returned it 78 yards for a touchdown against Idaho and added two tackles...led the team and set a new career high with eight tackles, 1.0 TFL and one pass break-up against North Carolina State...registered four tackles and forced a fumble against Maryland...tied for second on the team with six tackles at Wake Forest...added six tackles against Syracuse...had five special teams tackles as a member of the kickoff coverage unit... ranked ninth on the team with 39 tackles, including 1.0 tackles for loss.

High School: Registered 172 tackles (129 solo, 23 for loss), 14 deflections and 24 quarterback hurries as C.D. Hylton posted a 10-3 record and reached the Virginia Group AAA Division 6 state semifinals...registered 20 tackles, including 15 solo stops in his final game for Hylton...team was 21-4 over the course of his two junior and senior seasons...a two-time Washington Post All-Metro selection...participated in the U.S. Army All-American Bowl...played his first two seasons of high school football at perennial Washington, D.C. area power DeMatha Catholic.



## 1 Hergy Mayala Junior | Wide Receiver



2016: Played in 10 games, started in eight...Finished the season third on the team with 23 receptions and second with 296 receiving yards... Caught a pass in nine games, including a season-high six catches for career-high 92 yards at Houston (Sept 29)...Hauled in five receptions at Navy (Sept. 10).

2015: Earned a letter as a true freshman...played in 11 games with five starts...made seven receptions for 80 yards...had two receptions for

ten yards vs. USF (Oct. 17)...also had a single reception in five other games, including a 29-yarder in win vs. East Carolina (Oct. 30) and a 15-yard in St. Petersburg Bowl vs. Marshall (Dec. 26).  
High School: Played wide receiver and defensive back at Trinity Pawling... USA TODAY 2014 All-New York Team...posted 519 receiving yards and four touchdowns as a senior...as a junior, had 44 receptions for 782 yards and five TDs...ranked the No. 6 prospect in New York by Schulman's National Underclassmen Combine...ranked among the top-15 prospects in the state by Scout.com and in the top-20 by MaxPreps.

## 17 Jordan McAfee Freshman | Quarterback



2016 Second Team MIACC All-State Quarterback. Threw for 211 yards and a pair of touchdowns to win the Division 1 Super Bowl in Massachusetts.

## 16 Brice McAllister Senior | Defensive Back



2016: Played in all 12 games... Made 18 tackles and 1.0 tackles for loss...Registered a season-high four tackles on three separate occasions...Averaged 18.0 yards on kick returns.

2015: Played in all 13 games on both defense and special teams...made seven tackles (one in seven games) and also had two forced fumbles and a fumble recovery.

2014: Saw time in five games at cornerback and on special teams as

a true freshman...finished with seven tackles...posted a season-high three stops at Memphis (Nov. 29).

High School: Played a year at East Longmeadow High School before moving to Suffield (Conn.) Academy for three years... played defensive back and wide receiver in high school as well... following his junior season at Suffield in 2012, was named New England Prep School Class B Player of the Year...earned the same honor as a senior in 2013...rushed for 1,723 yards and 28 touchdowns in 2012 to lead Suffield to the Norm Walker Bowl title...added 1,188 yards and 19 touchdowns on the ground in 2013...team won the Arthur Valicenti Bowl during his senior year...Suffield had perfect seasons during his junior and senior campaigns.

## 8 Aaron McLean Junior | Wide Receiver



2016: Played in all 12 games on offense and special teams... Caught two passes for 40 yards... Made one catch at Navy, while also grabbing two tackles (Sept. 10)... Added another catch at Houston (Sept. 29)...Recorded two tackles vs. Syracuse (Sept. 24).

2015: Played in 10 games and made four receptions for 56 yards..had a 29-yard reception in win vs. UCF (Oct. 10)..also had an 11-yard catch in win vs. East Carolina (Oct. 30).

High School: Wide receiver at St. Mark's School in Southborough, Mass. ...named 2013 and 2014 All-New England Class C...ranked the No. 11 prospect in Massachusetts by ESPN...led the Independent School League in touchdown receptions in 2013 with 10...had nine touchdown receptions with over 700 yards as a sophomore...Boston Globe All-Scholastic... also plays basketball at St. Mark's.



### 59 Andrew Migliaccio RS Freshman | Defensive Line

2016: Redshirted



### 94 Kevin Murphy RS Soph | Defensive Line

2016: Played in 11 games on the defensive line...Made eight tackles and one sack...Career-high three tackles to finish season vs. Tulane (Nov. 26)...Recorded tackles in five other contests.



2015: Redshirted.

High School: Mini Maxwell award winner...named Team Defensive MVP...earned Body Armor PA Top DT MVP...East West All-Star Game Nominee...three year All-Chesmont player OL and DL...three-time

All-Area...two-time All-State...Rivals Camp top performer (Piscataway N.J.)...four-year starter and three-year captain...300 career tackles, 60 tackles for loss, 20 sacks, 8 forced fumbles, 41 games played.

### 80 Tommy Myers RS Senior | Tight End

2016: Played in 12 games with five starts...Caught nine passes for 83 yards...Made two catches for 24 catches vs. Syracuse (Sept. 24)... Had at least one catch in eight games.



2015: Played in 11 games with eight starts, before an injury early in the Houston (Nov. 21) game ended his season...had 16 receptions for 232 yards and two TDs on the year...total receptions and yardage were both fifth on the team...had a career-high three receptions in win against East

Carolina (Oct. 30) and vs. USF (Oct. 17)...had two receptions vs. Villanova (Sept. 3) for a career-high 83 yards, including a

69-yard TD strike...also had a TD reception in the Navy game (Sept. 26).

2014: Played in all 12 games, starting the season finale vs. SMU (Dec. 6) at tight end...recorded catches vs. BYU (Aug. 29) and UCF (Nov. 1).

2013: Redshirted.

High School: Four-year letterman, three-year starter and team captain...was starting tight end, defensive end/safety and punter/kicker...had 27 receptions for 529 yards and seven TDs as a senior... earned First Team All-Hartford Courant as a senior and second team all-state honors from the New Haven Register... had 15 receptions for team that earned a spot in the Class L playoffs as a junior... was honorable mention All-Hartford Courant in junior year...three-time all-conference pick...2012 Hartford Courant Male Athlete of the Year...also plays basketball and track and field...three-time Class S state champion in the javelin and won New England title in 2011 and open champion in 2013...also four-year starter in basketball and averaged 18 points and 12 rebounds a game as a junior earning second team all-state honors before posting 23 points and 19 rebounds as a senior, also making All-State...honor roll student...father Norm played football at UConn from 1981-84 while his mother Peggy (Walsh) was a women's basketball player from 1982-86 at UConn with 1,413 career points and 937 rebounds, which still ranks fifth in school history.

### 76 Harrison Newman RS Freshman | Offensive Line

2016: Redshirted



Personal: Played two years at Hall High School under Frank Robinsen III...All-Conference performer his senior season...His team went 8-3 his junior year and reached the state semifinals...Lettered in Lacrosse for two seasons...Member of the National Honor Society and NJCL Honor Society.



### 22 Arkeel Newsome Senior | Running Back



2016: Was the leading rusher on the team with 715 yards on 147 carries five touchdowns and was the second-leading receiver with 25 receptions for 273 yards and two touchdowns ... had season-high 166 rushing yards vs. Tulane (Nov. 26) and had a season-long rush of 62 yards in that game ... had three 100 yard rushing games on the season with 116 yards on 14 carries in win vs. Cincinnati (Oct. 8) and 101 yards on 21 carries with one TD vs. UCF (Oct. 22) ... enters 2017 with five career 100-yard games.

2015: Was the leading rusher for the Huskies with 792 yards on 183 carries with six TDs...also was second in receiving with 45 receptions for 465 yards with two TDs..UConn's primary kickoff returner (429 yards on 19 attempts)...led team in all-purpose yards with 1,686, which is seventh in school single-season history...was ranked 24th in the country in all-purpose yards and first in the American with 129.69...started the final ten games of the season with 100-yards games in two of the final four regular season contests -- 114 vs. Houston (Nov. 21) and a career-high 179 vs. East Carolina (Oct. 30)...against East Carolina, had a 90-yard TD run late in the third quarter, which gave UConn a commanding 24-6 lead..that run is tied as the third-longest rush in school history and the longest rush for a Husky since 2006..179 yards of rushing was the most for a Husky in a single game since 2010..had 244 all-purpose yards vs. East Carolina and was named the winner of the weekly Gold Helmet Award, given to the top player in New England by the New England Football Writers' Association...was named to the American Athletic Conference Special Teams Player of the Week for his efforts in win vs. UCF (Oct. 10) and had 257 yards of all-purpose yardage vs. the Knights.

2014: Saw action in all 12 games, starting two at tailback as a true freshman...was UConn's primary kick returner with 36 returns for 730 yards, a 20.3 return average...total kick returns and kick return yardage rank fourth in UConn single-season history...on the ground, carried 47 times for 188 yards to average 4.0 yards per rush...also a factor in the passing game, catching 11 balls for 155 yards and two touchdowns...first true freshman to accumulate over 1,000 all-purpose yards since Terry Caulley in 2002...had 213 all-purpose yards, including a 74-yard touchdown grab, vs. Temple (Sept. 27)...rushed for a season-high 40 yards, caught three passes and had a season-long 47-yard kick return at Tulane (Oct. 11)...rushed for 32 yards on just four carries in a win over UCF (Nov. 1)...caught a 39-yard touchdown at Memphis (Nov. 29).

HIGH SCHOOL: Parade Magazine All-American at running back in 2013, UConn's first player to receive that honor...led Ansonia to the 2013 Class S Championship, its third straight...Ansonia went 43-0 in his final three seasons, reaching the No. 1 ranking in the state...three-time Walter Camp Football Foundation Player of the Year...in his senior season, carried 333 times, setting state records with 3,867 yards and 68 touchdowns (64 rushing)...holds Connecticut career records with 10,672 yards,

187 touchdowns and 1,162 points...led the country in rushing yards as a sophomore and senior...just the ninth player in United States high school football history to rush for more than 10,000 yards in a career...New Haven Register 2013 All-State and Player of the Year... CHSCA All-State First Team...named U.S. Army All-American Bowl High School Player of the Week, for the week ending Oct. 19. after a 396-yard and six touchdown performance.

### 75 Daniel Oak RS Junior | Offensive Line



2016: Did not see game action

2015: Played in his first collegiate game vs. UCF (Oct. 10).

2014: Redshirted.

High School: Played offensive guard at Fort Myers High School... two-time Class 7A All-State second team...helped Fort Myers to a 7-3 record and a co-conference title as a senior, serving as a team captain... was named Team MVP at the end of season.

### 58 Philippe Okounam RS Sophomore | Defensive Line



2016: Did not see game action

2015: Redshirted.

High School: Played fullback, offensive tackle and defensive end at St. Paul's School in Concord, N.H. ...ranked the top prospect in New Hampshire by ESPN...team captain... was born in Russia, but moved to the United States when he was nine.

### 18 Abiola Olaniyan Freshman | Defensive Back



Senior season (2016) at Woodberry Forest played in 10 games, recorded 29 tackles, two tackles for loss and 17 passes defensed. His junior year (2015) played in 10 games registered 33 tackles, one forced fumble, one interception and 10 passes defensed.





## 57 Cole Ormsby RS Senior | Defensive Line



2016: Started in all 12 games on the defensive line...Second on the team with 8.5 tackles for loss...Tied for the team lead with four sacks...Recorded 26 tackles and had nine quarterback hurries...Notched a season-high four tackles at USF (Oct. 15)... Career-high two sacks at Houston (Sept. 29)...Forced a season-high three quarterback hurries on two occasions vs. Cincinnati (Oct. 8) and vs. UCF (Oct. 22)

2015: Played in the first seven games of the season as a member of the defensive line rotation, but suffered a season-ending injury vs. Cincinnati (Oct. 24)...had 12 tackles on the season with 2.5 for a loss and 1.5 sacks...tied a career-high with four tackles vs. Navy (Sept. 26).

2014: Played in 10 games on the defensive line...finished with 18 tackles, five tackles for loss and a team-high 3.5 sacks...picked up his first sack vs. Boise State (Sept. 13)...notched another vs. Temple (Sept. 27)...lone tackle at Memphis (Nov. 29) was a sack...recorded a season-high four tackles including one for loss against SMU (Dec. 6).

2013: Redshirted

High School: Had 85 tackles in his senior season and led the state with 17 sacks...in senior year, team advanced to Class L championship game...had nine tackles and two sacks in two different games...made two sacks in Class L semifinals victory... named All-Central Connecticut Conference and Connecticut High School Coaches Association All-Defense...named Hartford Courant Defensive Player-of-the-Year and all-state by the New Haven Register and the Walter Camp Football Foundation...also played offense at the end position...as a junior, made 64 tackles with 13 sacks...team advanced to semifinals of Class L playoffs.

## 65 Matt Peart RS Sophomore | Offensive Line



2016: Started in all 12 games... Helped the Huskies rush for 100 yards or more on six occasions... Offense rushed for 200 yards against Maine in season opener (Sept 1). Team passed for over 200 yards in seven games including a season-high 306 at USF (Oct. 15).

2015: Redshirted.

High School: Offensive tackle and defensive tackle at Governor's Academy in Byfield, Mass....helped his squad win four consecutive

Independent School League titles...Governor's Academy reached the Wayne Sanborn Bowl for the NEPSAC title each of the last four years... team went 7-2 during his senior season...also a basketball team captain at Governor's Academy...did not play football until arriving at Governor's Academy.

## 5 David Pindell Junior | Quarterback



Last season was with Lackawanna College in Scranton, Pa. In his sophomore season (2016) was 157-257 (63.6%) for 2,424 yards, 31 touchdowns. Also rushed for 459 yards and eight touchdowns on 94 carries.

## 16 Will Rishell RS Senior | Kicker



2016: Did not see game action

2015: Did not see any game action... joined the team as a walk-on prior to the 2014 season and is now a scholarship member of the team... ran the ball twice and passed for ten yards in 2016 Spring Game.

2014: Did not see any game action... named to the 2014 American Athletic Conference All-Academic Team.

High School: Was a quarterback and kicker in high school...had a career mark of 43 for 98 in the air for 694 yards, 11 TDs and seven interceptions.

## 31 John Robinson IV RS Sophomore | Defensive Back



2016: Played in all 12 games... Notched seven tackles...career-high two tackles at Boston College (Nov. 19).

2015: Redshirted.

High School: Cornerback, safety and wide receiver at Dwight Morrow High School...ranked a top-50 prospect in New Jersey by 247Sports and ESPN...participated in the 2014 National Underclassmen Combine Five-Star East Showcase...as a receiver, posted 24 catches for 372

yards and five touchdowns as a senior...totaled 22 tackles on the year...ranked No. 34 in New Jersey by Schulman's National Underclassmen Combine.



### 26 Dan Romanello

#### RS Freshman | Defensive Back

2016: Redshirted



Before UConn: Made 27 receptions for 427 yards with six TDs as a senior...Two-time All-Fairchester Athletic Association pick...team was conference champion in senior year...Prepped at the Canterbury School (New Milford, Conn) in 2016 ...Also played baseball and was a two-time All-New England pick and four-time all-conference...An honor roll student.

### 91 Jay Rose

#### Freshman | Tight End



Hartford Courant Offensive Player of the Year...First Team New Haven Register All-Star...named to the Walter Camp Football Foundation All-Connecticut team and was a finalist for state player of the year... Connecticut High School Coaches Association All-State...All-Central Connecticut Conference Division I West...led team to Class LL state championships in sophomore and junior seasons...was a quarterback in junior and senior seasons of high school...as a senior, passed for 2,636

yards and 39 touchdowns as Southington advanced to Class LL semifinals...passed for 3,190 yards and 47 TDs as a junior... played tight end his first two seasons of high school...made 45 receptions for seven TDs as a sophomore in 2013.

### 77 Trey Rutherford

#### Senior | Offensive Line



2016: Played in all 12 games with seven starts...Helped the Huskies rush for 100 yards or more on six occasions...Offense rushed for 200 yards against Maine in season opener (Sept 1). Team passed for over 200 yards in seven games including a season-high 306 at USF (Oct. 15).

2015: Played in ten games...started working as a fullback midway through the season and started three games -- at Tulane (Nov. 7) and at Temple (Nov. 28) at fullback and vs.

Marshall (Dec. 26) in the St. Petersburg Bowl at tackle.

2014: Saw time in 10 games on the offensive line as a true freshman.

High School: Attended high school at Villanova College in Canada before moving to Kent School in Kent, Conn. ...ranked as the top Canadian lineman prospect in the 2014 signing class by CanadaFootballChat.com...also threw shot put, javelin and discus in high school.

### 79 Kyle Schafenacker

#### RS Senior | Offensive Line

2016: Played in eight games



2015: Did not see any game action.

2014: Did not see any game action... named to the 2014 American Athletic Conference All-Academic team.

2013: Redshirted.

High School: Starting left tackle on team that won Florida 7A state championship as a senior...was named Florida High School Athletic

Association 7A First Team All-State...team had 604 yards of total offense in 41-25 win over Tallahassee Lincoln for title...team went 13-2 in senior season and ended with a ten-game winning streak...team won district title in 2010 and 2012 and also state title in 2010.

### 4 Bryant Shirreffs

#### RS Senior | Quarterback



2016: Starting quarterback for the first nine games of the season... Finished the season 166-283 for 2010 yards passing and tossed seven touchdown passes...Also racked up 144 carries for 326 yards and two rushing scores...Set a new career-high with 45 passing attempts and 21 carries vs. Syracuse (Sept. 24)...Passed for over 200 yards in six games...Went 22-39 for 306 yards and two touchdowns at USF (Oct. 15)...Carried the ball 20 times or more on three occasions...Rushed for a season-high 95 yards in the

season opener vs. Maine (Sept. 1).

2015: UConn's starting quarterback for the first 11 games of the season before suffering an injury early in the game vs. Houston (Nov. 21)...returned to the starting lineup for the St. Petersburg Bowl vs. Marshall (Dec. 26)...had over 200 yard of passing in five games...had only eight interceptions in 279 pass attempts...



was seventh in school single-season history with 2,581 all-purpose yards and tied for sixth in plays with 433...was tied for second in school single-season history for quarterbacks with 154 rushes and third in yardage with 503...has four of the top eight rushing performances by a UConn quarterback in a game...passed for 365 yards vs. USF (Oct. 17) on 28 of 41 with one TD and one interception...also rushed for 100 yards in that game...became first Husky to throw for 300 yards and rush for 100 in the same game since 2006...that game was one-yard shy of that UConn single-game total offense record...the 365 passing yards were tenth in UConn single-game history...made his UConn debut vs. Villanova (Sept. 3) and was 12 for 20 in the air for 202 yards with a pair of touchdowns...for his efforts against the Wildcats, was named the winner of the weekly Gold Helmet Award by the New England Collegiate Football Writers Association...vs. Army (Sept. 12), was 19 of 25 in the air for 270 yards and named to the American Athletic Conference Honor Roll for the week.

2014: Sat out due to NCAA transfer rules... named to the 2014 American Athletic Conference All-Academic Team.

2013: As a freshman at North Carolina State, saw action in the opening game vs. Richmond in the Wildcat formation and had a touchdown pass and rush against the Spiders...was an Academic All-ACC pick.

High School: Three-year starter at quarterback and for helped lead his team to the Georgia 2A state championship and a 15-1 record as a senior...Athens Banner-Herald All-Northeast Georgia Football Player of the Year...had 7,677 yards total offense as a senior and accounted for 90 touchdowns...as a senior, had 2,369 passing yards, 18 touchdown passes; 1,372 rushing yards and 20 rushing touchdowns...as a junior had 1,912 passing yards, 508 rushing yards, 27 total TDs.

## 66 Jeffrey Sidebotham RS Freshman | Long Snapper

2016: Redshirted



## 19 Quayvon Skanes RS Freshman | Wide Receiver

2016: Redshirted



High School: Named to the 2015 Chicago Tribune All-State team...team won Illinois Class 4A championship his senior year becoming the first Public League team to win a state championship... was named the Chicago Tribune/WGN Athlete of the Month for November 2015...played quarterback his senior year...rushed for 141 yards in state title game with four touchdowns...also passed for 44 yards and a TD...rushed for 1,458

yards in senior year with 36 touchdowns...also had 504 passing yards for 13 TDs...caught 41 passes as a junior for 981 yards and 12 touchdowns...team was 12-2 in junior year and advanced to 4A title game...also on track and field team and advanced to the final of the 100 meters in the Chicago Public Schools trials as senior...was second overall in 4x200 relay.

## 10 Cameron Stapleton RS Senior | Linebacker

2016: Played in all 12 games...Tallied 14 tackles and 1.5 tackles for loss... Recorded at least a tackle in nine games...Had four quarterback hurries on the season.



2015: Saw action in all 12 games as a reserve on the defense and on special teams...made 15 tackles and tied a career-high with three vs. Tulane (Nov. 7)...had a key fumble recovery in win vs. nationally-ranked Houston (Nov. 21)...also had two pass break-ups on the year.

2014: Played in nine games and made nine tackles with half a sack and a pass break-up...had a career-high three tackles vs. UCF (Nov. 1)...also had two tackles vs. Cincinnati (Nov. 22).

2013: Redshirted

High School: Was team captain as a senior...was team Defensive MVP in both junior and senior seasons...had 39 tackles as a senior with nine sacks and had 33 tackles with six sacks in junior year...as a sophomore in 2010, had 28 tackles with five sacks...played in Empire Challenge All-Star Game.



### 21 Jamar Summers Senior | Defensive Back



2016: Started all 12 games, splitting time as a cornerback and safety... Ended the season with 59 tackles, 4.0 TFL's, two interceptions, nine pass breakups and one fumble recovery...Against Navy (Sept. 10) recovered a fumble and returned it 86 yards for a touchdown...Logged a career-high 10 tackles vs. Syracuse (Sept. 24)...Recorded eight tackles and grabbed an interception vs. Tulane (Nov. 26).

2015: First Team All-American Athletic Conference and First Team All-New England by the NE Football Writers' Association...was third nationally in interceptions per game at 0.6 per game and was first in the American...started 12 of 13 games and enters junior year with 25 career games with 17 starts...had 39 tackles on the season and three pass break-ups...recorded critical interceptions in UConn's last three wins of the season...in the win vs. East Carolina (Oct. 30), had two with the first coming in the closing seconds of the first half with ECU driving...returned a pick 67-yards for a touchdown in the win vs. Tulane (Sept. 7) -- UConn's only score in a 7-3 win... had a total of vie tackles in that game...in win over nationally-ranked Houston (Nov. 21), intercepted the ball in the final minute of the game at the UConn 29 as the Cougars had been driving for a potential game-winning score...also recorded an interception in the St. Petersburg Bowl vs. Marshall (Dec. 26)... had a career-high eight tackles at Missouri (Sept. 19).  
2014: Played in all 12 games as a true freshman, starting the final five at cornerback...finished the year with 22 tackles... recorded his first career interception vs. SMU (Dec. 6)...had four tackles in games at No. 18 East Carolina (Oct. 23) and at Army (Nov. 8)...recorded pass breakups vs. Cincinnati (Nov. 22) and at Memphis (Nov. 29). High School: Played high school football at Orange High School...was named honorable mention All-State by MSG Varsity and first team All-Essex County by the Newark Star-Ledger...spent the 2013 season at Milford Academy (New Berlin, N.Y.) and led the team in interceptions with five and had 20 tackles on the season...was also a standout track and field performer in high school.

### 30 Jordan Swann Freshman | Defensive Back



Played one season at St. Frances Academy (2016). Won 2016 MIAA State Championship. Ranked second in the state in interceptions with 10 interceptions (2016). Played on both sides of the ball, wide receiver and cornerback through high school career.

### 44 Ian Swenson Freshman | Defensive Back



Played for John Holecek at Loyola Academy. Recognized as a Blue-Grey All-American. First Team All-Area Pioneer Press and First Team All-Area North Shore Prep. Won 2015 8A State Championship. Finished runner-up in 2016 8A State Championship. Won 2014 Prep Bowl Championship. Lettered in Lacrosse

### 40 Michael Tarbutt RS Sophomore | Kicker



2016: Did not see game action

2015: Had 26 kickoffs as a true freshman in the early portion of the season with five touchbacks...missed one field goal attempt -- a 49-yarder at Missouri (Sept. 19).  
High School: Kicker and punter at Canisius High School...Second Team USA TODAY All-American... USA TODAY 2014 All-New York Team...team went 12-0 during his senior season...team won the inaugural New York State Catholic

Championship game...Buffalo News First Team All-Western New York...connected on 11-of-17 field goals as a senior, including good kicks from 52 and 60 yards...sent 57 of 79 kickoffs for touchbacks...had a long punt of 50 yards...60-yarder came in state title game...was the second-longest kick in New York State history, behind only 13-year NFL punter Todd Sauerbrun (62)...11 field goals marked a Western New York single-season record and the fifth-best single-season mark in New York history.

### 41 Marshe Terry RS Sophomore | Defensive Back



2016: Played in 10 games... Registered one tackle in each of the first three games of the season.

2015: Redshirted.  
High School: Played wide receiver and defensive back at Northern Burlington...ranked the No. 30 prospect in New Jersey by ESPN... had four touchdown receptions as a senior...also recorded four interceptions...Northern Burlington's recipient of the 2014 New Jersey



High School Football Mini Max Award for football performance, academics and service...also ran track and played basketball in high school.

## 52 Caleb Thomas Freshman | Nose Guard

2016 First Team All-District (DT)



## 48 Jason Thompson RS Junior | Running Back



2016: Played in all 12 games, earned one start against Cincinnati (Oct. 8)... Logged three rushes for 20 yards... Set a career-high with 12 rushing yards at Houston (Sept. 29).

2015: Joined the team as a preferred walk-on in 2014 and has now earned a scholarship...did not see any game action.

2014: Redshirted...named to the 2014 American Athletic Conference All-Academic Team.

High School: Rushed 157 times as a senior for 1,142 yards and 11 touchdowns...also had 41 pass receptions for 557 yards and four TDs.

## 71 James Tunstall Freshman | Offensive Line

During junior and senior seasons (2015 & 2016), combined for 25 pancake blocks in 20 career games.



## 74 Ryan Van Demark Freshman | Offensive Line



Played under head coach Tom Smith for one season at The Hun School of Princeton. Named First Team All-State Prep and First Team All-MAPL. Lettered in Volleyball. Was a First Team All-County performer. Member of the National Honor Society.

## 72 Brendan Vechery RS Senior | Offensive Line

2016: Saw action in 11 games.



2015: Started all 13 games at center in his first year of collegiate play...was part of a Husky offensive line that saw all five players start every game at the same position.

2014: Did not see any game action.

2013: Redshirted

High School: Was all-district and team captain...team was regional runner-up in senior year...prepped at Hargrave Military Academy (Va.) in 2012 and started every game...

won the Marlin Barnes Award for academics, athletics and good character from Hargrave.

## 83 TJ Vernieri RS Sophomore | Wide Receiver

2016: Did not see game action



2015: Redshirted

Before UConn: Earned two letters in football...Team was New Jersey state champion (North 2, Group IV) in sophomore year... Was named winner of William G. Groeger Memorial Scholarship for highest GPA on team...Also competed in track and field...Was president of National Honor Society...



## 24 Ja'Kevious Vickers RS Freshman | Running Back

2016: Redshirted



High School: Named First Team All-State Class 4A...named All-Palm Beach County for 4A...rushed for 1,423 yards and 18 TDs as a senior, while going for 1,041 yards and 11 TDs as a junior...team advanced to Class 4A regional finals in junior and senior years...team went 9-3 in senior season.

## 18 Brad Westmark RS Junior | Quarterback

2016: Did not see game action



Before UConn: Transfer from Marist College...Played for the Red Foxes in two games in 2015 and passed for 25 yards with 16 rushing yards...Earned Dean's List honors at Marist...two-year starter at quarterback for Brookfield HS ...Holds school records for most completions and yards in a game.. Named All-South West Conference as a junior and senior...Aas All-State Honorable Mention New Haven Register as a junior and

senior... Team MVP and captain as a senior...National Football Foundation Scholar-Athlete as a senior...Team advanced to Class M state championship game in senior year...also played lacrosse in high school and was All-SWC honorable mention... Father Bob played football at Iona.

## 7 Marvin Washington Freshman | Quarterback

Led Dr. Phillips to 2016 Class 8A State Championship. Completed 160-273 (58%), logging 2,129 yards and recording 21 touchdowns. Led team in rushing with 659 yards on 93 carries, averaging 7.1 yards per carry and rushed for three touchdowns.



## 15 Donovan Williams Sophomore | Quarterback

2016: Started the final three games of the season...Went 36-76 for 300 yards and passed for one touchdown...Rushed for 52 yards on 31 carries...Against Temple (Nov. 4) rushed for career-high 66 yards and passed for 69 yards on 12 completions...Threw for career-high 127 yards at Boston College (Nov. 19).



High School: As a senior, passed for 1,343 yards and 18 TDs while rushing for 785 yards and nine

TDs...team was 9-3 in senior season and advanced to second round of state playoffs...was named First Team 6A Conference in senior year...as a junior, passed for 1,017 yards and five TDs while rushing for 718 yards and 18 TDs...in junior year, was named all-conference second team.

## 29 Anthony Watkins RS Junior | Defensive Back

2016: Played in 10 games with five starts at safety...Tallied 21 tackles and had one pass breakup...Set a career-high with nine tackles at Houston (Sept. 29)...Notched six tackles vs. Virginia (Sept. 17).



Before UConn: Played one year of varsity football in high school at Fort Meade High in Fort Meade, Md., before moving to Lawrenceville Prep in Lawrenceville, N.J. for the 2013 season... named to the Newark Star Ledger All-Prep Team...made 49 catches for 872 yards and eight

touchdowns in 2013 as a wide receiver...a 2012 Maryland Small School All-State Honorable Mention... hauled in 47 catches for 812 yards and 10 touchdowns in 2012 at Fort Meade...played three years of varsity basketball at Fort Meade.



## 37 Kyle Williams Sophomore | Defensive Back

2016: Did not see game action



## 51 Nick Zecchino Sophomore | Long Snapper

2016: Played in all 12 games



High School: Was a long snapper as well as quarterback and defensive back in high school...passed for 1,370 yards as a senior with 16 TDs...led Super Essex-Colonial Conference in passing...also made 28 tackles...team was 9-3 in senior year and advanced to championship game of North 1 Group 1 playoffs... father Nick played football at Tennessee as a center...also played baseball.

## 98 Rhakim Williams RS Freshman | Linebacker

2016: Redshirted



## 28 Tajh Anthony-Wilson RS Soph | Running Back

2016: Did not see game action

2015: Redshirted.

High School: Earned all-conference honors at Valley Stream.





# HEAD COACH RANDY EDSALL

2017 UCONN FOOTBALL



Randy Edsall begins his second stint as the UConn head football coach after being with the program for 12 seasons from 1999-2010. He led the program from Division I-AA status in 1999 to an appearance in the Bowl Championship Series and the Tostitos Fiesta Bowl following the 2010 season.

Coach Edsall returns to UConn from the NFL's Detroit Lions where he was Director of Research

-- Special Projects. Prior to that he served as head football coach of the University of Maryland from 2011-2015.

"It is an honor to have the opportunity to rejoin and lead the UConn program," said Edsall at the time of his hiring. "I want to thank President Herbst, Athletic Director David Benedict and the rest of the administration for believing I am the right person to build this program and develop its student-athletes. I look forward to working with David, our student-athletes and the entire athletic department."

During his time in Storrs, the program blossomed from a major college football newcomer to a team that made five bowl appearances in seven years and four consecutive. He has recorded the most wins in program history (74) and coached in the most

games (144). In addition to being the winningest coach in school history, Edsall's coaching record in the school's first nine FBS seasons (2002-2010) was 65-46.

Despite starting the 2010 season with an 0-2 conference mark and 3-4 overall, the Huskies rebounded and finished the year with five consecutive Big East wins to earn the league championship and a spot in a BCS bowl game. UConn's trip from the FCS (former Division I-AA) to the BCS in 11 seasons was the most rapid in the history of the series. For his efforts and those of the team, he was named the 2010 Big East Coach of the Year.

UConn's trip to the 2011 Tostitos Fiesta Bowl marked the fourth consecutive bowl trip for the Huskies and the fifth since 2004. The Huskies defeated South Carolina in the 2010 PapaJohns.com Bowl by a 20-7 score. Edsall guided the Huskies to a 38-20 win over Buffalo in the 2009 International Bowl and led the team to a victory in the 2004 Motor City Bowl (39-10 over Toledo) and an appearance in the 2007 Meineke Car Care Bowl.

Edsall's Huskies won their final three regular season games in 2009 - including a historic double-overtime win over Notre Dame on Nov. 21. UConn posted a 7-5 regular season record facing the 25th-toughest regular season schedule in the country. In 2007, the Bryant and Munger Coach of the Year Award finalist helped guide UConn to a share of its first-ever Big East Championship in a season where the Huskies were picked to finish seventh in the league.

Edsall was named the 2007 Bowl Championship Division Head Coach of the Year in New England by the Gridiron Club of Greater Boston.

At UConn, Edsall was a prominent voice in the college football community, as he was a member of the American Football Coaches Association Board of Trustees and the NCAA Football Rules Committee.

UConn joined the Big East Conference in 2004, finishing just one-win shy of tying for the conference championship. The Huskies led the conference in total defense each of their first two years in the league and again in 2008. During their debut season in 2004, UConn led the Big East in both total offense and total defense. During this span, UConn has finished in the national top 20 for total offense (2003, 2004) and total defense (2002, 2005, 2008). The Huskies finished an impressive sixth in the country in total defense in 2008.

Under Edsall's guidance, the Huskies defeated members of the Atlantic Coast Conference, Big East, Big Ten, Big 12, Conference USA and Southeastern Conference during their Football Bowl Subdivision tenure.

In addition to the great success on the field, UConn performed admirably in the classroom under Edsall. UConn was recognized by the American Football Coaches Association for its high graduation rate five times during Edsall's career.

In the October 2009 release of the NCAA Graduation Success Rate, UConn had the highest mark of any Big East team. In 2008, UConn had the highest GSR for African-American student-athletes

## RANDY EDSALL YEAR-BY-YEAR HEAD COACHING RECORD

Year	Overall	Conf.	Standing	Bowl/playoffs
<i>UConn (Atlantic 10 Conference) (1999)</i>				
1999	4-7	3-5	T6th	
<i>UConn (NCAA Division I-A Independent) (2000-2003)</i>				
2000	3-8			
2001	2-9			
2002	6-6			
2003	9-3			
<i>UConn (Big East Conference) (2004-2010)</i>				
2004	8-4	3-3	T5th	W Motor City
2005	5-6	2-5	T6th	
2006	4-8	1-6	T7th	
2007	9-4	5-2	T1st	L Meineke Car Care
2008	8-5	3-4	5th	W International
2009	8-5	3-4	T4th	W PapaJohns.com
2010	8-5	5-2	T1st	L Fiesta†
<b>UConn Overall (12 seasons): 74-70, 22-26 in conference</b>				
<i>Maryland (Atlantic Coast Conference) (2011-2013)</i>				
2011	2-10	1-7	6th (Atlantic)	
2012	4-8	2-6	5th (Atlantic)	
2013	7-6	3-5	5th (Atlantic)	L Military
<i>Maryland (Big Ten Conference) (2014-2015)</i>				
2014	7-6	4-4	3rd (East)	L Foster Farms
2015	2-4	0-2	7th (East)	

**Maryland Overall (Five Seasons): 22-34, 10-24 in conference**

**Randy Edsall Career Overall (17 seasons): 96-104**



# HEAD COACH RANDY EDSALL

2017 UCONN FOOTBALL



among all state universities that participated in a bowl game following the 2008 season.

In 2009, the NCAA's Academic Progress Rate (APR) for the UConn football team was an impressive 951, which was third in the Big East Conference and just five points behind the second-highest team. That mark also placed Connecticut ahead of the Bowl Subdivision average of 941 and among the top thirty percent of schools in the country.

In 2007, UConn was one of just six schools to play in a bowl game and also boast a Graduation Success Rate (GSR) over 80-percent for both its Caucasian and African-American student-athletes.

In 2003, UConn was the only public I-A school to graduate at least 90 percent of its football players and in 2005, UConn was one of only eight schools to both graduate 70 percent and win a bowl game.

Edsall guided the 2002 team to a 6-6 record in its first year with a full Division I-A compliment of 85 scholarships. UConn ended the 2002 season impressively with four-straight wins to reach the .500 mark, including season-ending road wins at Navy and at bowl-bound Iowa State of the Big 12 Conference.

UConn's .500 season was its best record since the squad won 10 games in 1998. The Huskies' six wins were more than the Huskies posted in 2000 (three) and 2001 (two) combined. The Huskies were the most improved Division I-A team in the country in 2002, according to preseason and postseason ratings by College Football News.

The excitement for Edsall and his team continued to swell in 2003 as the Huskies moved into their new home, Rentschler Field, and enjoyed the nation's largest attendance increase with a gain of 21,252 fans per game.

Finishing with a 9-3 record, many national media outlets, including Bristol-based ESPN, proclaimed that UConn should have received a bowl berth, a feat highly-uncommon for an independent team.

With their membership in the Big East for the 2004 season, another strong campaign by the Huskies resulted in a bowl berth. UConn went 8-4 against a challenging slate that fall as the program gained its highest ever level of exposure. The Huskies capped their historic season with the resounding win over Toledo in the Motor City Bowl.

The 2007 season witnessed a new level of excitement in Storrs as the Huskies earned their first ever national rankings, peaking at No. 13 in the BCS standings on Nov. 5. UConn became just the second Big East team to ever go 7-0 at home and defeated three teams there which were ranked in the Top 10 at some point during the season. The Big East Champion Huskies finished that season at 9-4 with a berth in the Meineke Car Care Bowl, earning Edsall New England Division I Coach of the Year accolades.

Edsall was named the 27th head football coach at the University of Connecticut on December 21, 1998.

Edsall brought 19 years of previous coaching experience to the Husky program, including 15 seasons on the collegiate level and three in the NFL. Edsall joined the Huskies after completing the 1998 season as the defensive coordinator at Georgia Tech,

where he helped the 14th-ranked Yellow Jackets complete a 9-2 campaign.

Prior to joining the staff at Georgia Tech, Edsall spent three seasons as the secondary coach for the Jacksonville Jaguars of the National Football League. In his three seasons on Tom Coughlin's staff, Edsall was a part of one of the most successful expansion franchises in the history of the NFL. The Jaguars reached the playoffs in 1996 and 1997, including a berth in the AFC Championship Game in 1996.

Edsall began his coaching career in 1980 at his alma mater, Syracuse University. A former quarterback for the Orangemen, Edsall started as a graduate assistant from 1980-1982. In 1983, coach Dick MacPherson named Edsall running backs coach. He coached the running backs for three seasons at Syracuse (1983-84 and 1986) and coached the tight ends in 1985 before making the switch to the defensive side of the ball. He coached the Syracuse defensive backs from 1987-1990 and during that period the Orangemen were ranked amongst the National Division I-A leaders in pass defense.

Edsall was a three-year letterwinner in football, basketball and baseball at Susquehannock High School in Glen Rock, Pa. He was an all-state selection in all three sports in his senior season and has been inducted into the York Area Sports Hall of Fame. He then went on to Syracuse, where he was a member of the football team and earned one varsity letter as a quarterback for the Orangemen. He was a member of the Syracuse squad that captured the 1979 Independence Bowl title under head coach Frank Maloney.

Edsall is a native of Glen Rock, Penn., and earned a bachelor's degree in physical education from Syracuse in 1980 and added a master's degree in health and physical education in 1982 from Syracuse.

Edsall was honored with the Leadership Award at the Martin Luther King, Jr., Holiday National Liberty Bell Ringing Celebration in Hartford, Conn., in January of 2010.

Edsall was an active member of the Connecticut community and supported a number of charitable events. He is the former chairman of the annual Southern New England Arthritis Foundation Gridiron Gala. He was on the advisory council of The Children's Home in Cromwell, Conn., a center for over 100 neglected and abused children, and also took part in several other charitable endeavors including serving in the past as the honorary chairman of the Greater Hartford American Heart Association Walk.

He and his wife, Eileen, a former basketball and volleyball letterwinner at Syracuse, have a daughter, Alexi and a son, Corey.



## Assistant Head Coach/Running Backs



Terry Richardson rejoins the Huskies after 12 successful seasons with Randy Edsall from 1999-2011. Richardson is the assistant head coach and running backs coach for the Huskies in 2017.

Richardson worked one season as running backs coach at the University of Maryland in 2015 after spending the previous two seasons (2013 & 2014) in the same role with the Jacksonville Jaguars.

Under Richardson's direction, the Jaguars finished sixth in the NFL in 2014 in yards per carry (4.5). In 2013, Richardson oversaw a running back group that featured veteran Maurice Jones-Drew (803 yards), first-year pro Jordan Todman (256 yards) and 2013 fifth-round draft pick Denard Robinson (66 yards). Jones-Drew led the team with five touchdowns while Todman produced career-best numbers.

Prior to his two seasons with the Jaguars, Richardson, a veteran of 14 years coaching experience on the collegiate level, served as the University of Miami's running backs coach and Florida recruiting coordinator from 2011-12.

Under Richardson's guidance at Miami, Duke Johnson and Lamar Miller registered two of the best seasons in the school's history by a running back. Johnson was named Freshman All-America in 2012 after rushing for a school freshman-record 947 yards and 10 touchdowns while earning Walter Camp All-America honors as a kick returner. He was named the 2012 ACC Rookie of the Year.

In 2011, Richardson coached Miller who finished with 1,272 rushing yards, the third-most in school history behind Willis McGahee (1,753) and Edgerrin James (1,416). Miller became only the eighth player in school history to surpass the 1,000-yard mark in a season had seven games with 100-plus rushing yards.

Prior to joining Miami, Richardson spent 12 seasons at Connecticut as running backs coach under current Maryland head coach Randy Edsall. Richardson groomed Jordan Todman who was named the 2010 BIG EAST Offensive Player of the Year after he ranked second in the country with 143.1 rushing yards per game. He earned second-team All-America honors from the Walter Camp Foundation. The Huskies ranked 31st in the nation in 2010 with 179.9 rushing yards per game. Richardson was a nominee for the 2010 Broyles Award, given to the nation's top college football assistant coaches.

In 2009, Richardson worked with two 1,000-yard rushers in Todman and All-BIG EAST second-team selection Andre Dixon. UCONN was just one of three NCAA FBS schools to boast a pair of 1,000-yard rushers. The 2008 season saw running back Donald Brown become the nation's leading rusher as he was named the BIG EAST Offensive Player of the Year and a first-team All-America pick by the Sporting News. He became the school's first NFL first-round draft pick in 2009 as he was selected by the Indianapolis Colts.

A native of Broward (Fla.) County, Richardson was a four-year letter winner at running back for Syracuse and wore the fabled uniform number 44. The coveted jersey is awarded to only exceptional Orange rushers, including Jim Brown and 1961 Heisman Trophy winner Ernie Davis. Richardson led the team in rushing as a senior in 1993 and helped the Orange to three bowl berths during his career.

Richardson signed a free agent contract with the Cincinnati Bengals in 1994 and also spent time with the Philadelphia Eagles (1995), Kansas City Chiefs (1996) and Pittsburgh Steelers (1996-97).

In 1998 he returned to his high school, Northeast, in Oakland Park, Fla., as offensive coordinator and running backs coach to start his coaching career.



## Defensive Coordinator



Billy Crocker begins his first season at UConn as the defensive coordinator.

Crocker completed his 12th year at Villanova in 2016 and his fifth as the team's Defensive Coordinator. After coaching the defensive line for five seasons, Crocker was elevated to linebackers coach and Special Teams Coordinator for the 2011 season, before earning the Defensive Coordinator title in 2012. Crocker is currently in his second stint at Villanova. From 2001-02, he was the team's defensive assistant.

Last Season Crocker's unit ranked No. 1 in the nation giving up 15 points per game. Villanova also led the FCS in total defense (259.9 yards per game). The Wildcats also ranked third in red zone defense and fourth in rushing defense.

In 2015, Crocker's defense gave up 18.4 points per game which ranked second in the CAA and 11th nationally. The Wildcats also ranked second in the CAA in total defense at 309.1 yards per game which was good enough for 16th in the national statistics. In addition, Villanova led the CAA and ranked fourth in the country a season ago in red zone defense allowing 18 scores in 31 attempts.

Crocker guided five players to All-CAA distinction last year highlighted by senior linebacker Don Cherry and junior defensive end Tanoh Kpassanganon who were named to the first team. The other three defensive honorees included senior safety Cameron McCurry, junior corner Jason Ceneus and junior linebacker Austin Calitro who were all third team members.

In 2014, Crocker's defense gave up 22.1 points per game and led the CAA and ranked eighth nationally in rushing defense at 106.7 yards per contest. The Wildcat defense also ranked in the Top 25 in three other categories in the national statistics, including turnovers forced (17th), tackles for loss (23rd) and opponent third down percentage (25th). Under Crocker's direction in 2014, Cherry tallied 134 tackles, 21.5 tackles for loss and 10 sacks en route to being a first team All-American and a first team All-CAA honoree. In addition, Cherry finished second in the Buck Buchanan voting for the national defensive player of the year. Three other Wildcat defenders earned All-Conference accolades last season, including senior nose guard Pat Williams and senior safety Joe Sarnese who were second team honorees and Ceneus who was a third team selection.

Crocker was honored in 2014 as the Person of the Year by The Southeastern Connecticut Chapter of the National Football Foundation and Hall of Fame. Crocker is a native of Waterford, Conn., and a graduate of Waterford High School.

During the 2013 season, Crocker's defense produced five All-CAA players highlighted by senior defensive end Rakim Cox who was a first team selection and Cherry who was named second team All-Conference.

In his first year as the team's Defensive Coordinator in 2012, the Wildcats ranked second in the CAA in scoring defense at 20.9 points per game. Crocker's defense also produced six All-CAA performers in 2012, including three first team honorees.

As the team's linebacker coach in 2011, Crocker guided freshman linebacker Dillon Lucas to an outstanding rookie campaign. Lucas tallied a team-high 92 tackles and earned Defensive Rookie of the Year honors from both the CAA and ECAC. Lucas also earned third team All-CAA distinction.

In 2010 as the Wildcat defensive line coach, Crocker helped senior nose guard Thomas Weaver and true freshman defensive end Antoine Lewis to third team All-CAA honors.

Under Crocker's direction in 2009, senior defensive end Tim Kukucka was a first team All-CAA honoree and a third team All-American and senior nose guard Phil Matusz garnered second team All-CAA accolades. Crocker guided Kukucka to three seasons of All-Conference honors as he finished his Villanova career with 162 tackles, 25.5 sacks and 49 tackles for loss.

In 2008, Crocker coached senior defensive end Greg Miller to first team All-American honors from the Sports Network, Walter Camp Foundation and American Football Coaches Association, first team All-CAA honors and All-East distinction. Miller finished his outstanding season with 49 tackles, 15 tackles for loss, 5.5 sacks for loss and two forced fumbles. Miller wasn't the only Crocker product to earn All-Conference accolades last season. Kukucka garnered second team All-CAA honors and senior defensive lineman Dave Dalessandro was a third team choice. Kukucka was also a second team All-Conference choice in 2007.

Crocker came to Villanova from the University at Albany where he coached the running backs from 2003-04. During his stint at Albany, Crocker helped Albany to the 2003 NEC championship and coached running back Gary Jones to third team Associated Press All-American distinction. In addition, Jones graduated as Albany's all-time career rushing leader.

Crocker attended the United States Coast Guard Academy from 1997-2001 where he was a three-year letterwinner as a defensive back in football and a one-year letterwinner during his freshman year in baseball. He is a 2002 graduate of Villanova University where he earned a Bachelor of Science Degree in Business Administration. Crocker also owns a Master's Degree in Curriculum Development & Instructional Technology from the University at Albany.

Crocker and his wife Kristina have three children, a son Ryan and two-year old twins, Will and Bryn.



## Offensive Coordinator



Rhett Lashlee begins his first season with the Huskies as the offensive coordinator. Prior to joining UConn he was the Auburn offensive coordinator for four seasons. He helped the Tigers to the 2013 SEC Championship and BCS Championship berth, While at Auburn he managed one of the most prolific offenses in college football. The 2013-14 seasons were the best back-to-back offensively in school history, and the 2014 squad set an Auburn record for total offense. Lashlee coaches the quarterbacks daily in practice. Lashlee has been nominated for the Broyle Award twice, the award is presented to the nation's top assistant coach, and was a finalist in 2013,

In 2013, Auburn had the second biggest turnaround in college football history at +8.0 games. Starting QB Nick Marshall did not practice until August, but Lashlee tutored the junior college transfer to 3,044 yards of total offense (1976 passing, 1068 rushing), 14 TD passes and 12 rushing TDs.

Marshall finished his two-year career second all-time in passing efficiency at Auburn, the school leader for rushing TD as a QB, and posted an AU-record 505 total yards (465 passing) in the 2014 Iron Bowl.

Auburn led the nation in rushing (328.3 yds/game), and ranked 11th in total offense (501.3 yds/game) and 12th in scoring offense (39.5 pts/game) in 2013. Running back Tre Mason was a Heisman Trophy finalist and the SEC Offensive Player of the Year; he set Auburn single-season records with 2,374 all-purpose yards, and 1,816 rushing yards.

Three offensive players were 2014 NFL Draft picks: tackle Greg Robinson No. 2 overall by the St. Louis Rams, Mason (third round, Rams) and fullback Jay Prosch (sixth round, Houston Texans). Three more -- third-rounder receiver Sammie Coates (Pittsburgh Steelers) and fifth-rounders TE C.J. Uzomah (Cincinnati Bengals) and RB Cameron Artis-Payne (Carolina Panthers) -- were 2015 selections, and OT Shon Coleman and WR Ricardo Louis (both Cleveland Browns) were 2016 picks.

During the 2012 season as offensive coordinator at Arkansas State, Lashlee helped ASU to a Sun Belt title. Record-setting quarterback Ryan Aplin was named the Sun Belt Player of the Year, leading the league in passing yards, passing efficiency and total offense.

Lashlee served as offensive coordinator and quarterbacks coach at Samford in 2011, installing a high-tempo offense that improved the Bulldogs' national ranking in total offense from No. 57 in the nation to No. 36 in just one year. Receiver Kelsey Pope broke the school record for receptions in a game, while quarterback Dustin Taliaferro broke Samford's career record for completions.

While at Auburn as an offensive graduate assistant during the 2009-10 seasons, Lashlee assisted Malzahn with all aspects of the offense and coached the slot receivers in 2010. In 2009, the Tigers finished 8-5 winning the Outback Bowl. During the 2010 season he helped the Tigers finish 14-0, winning the SEC title and the BCS National Championship behind Heisman Trophy winning quarterback Cam Newton.

Lashlee's college career began in 2006 at Arkansas, where he served as a graduate assistant with Malzahn as the 10-4 Razorbacks won the SEC Western Division title. Lashlee coached at Springdale (Ark.) High School in 2004-05, working with the quarterbacks and 2005 National Player of the Year Mitch Mustain.

A backup quarterback at Arkansas from 2002-04, when his career was cut short by a shoulder injury, Lashlee graduated from Shiloh Christian High School in Springdale, Ark. He played quarterback for Malzahn (1999-2000) and Chris Wood (2001) at Shiloh Christian, posting a state-record 40 career wins (40-3-2 as a starter) while leading his team to three straight state championship game appearances and two state titles. The 2001 Arkansas Player of the Year, Lashlee owns virtually every state passing record; when his career had finished, he had broken the national record for career touchdown passes (171), career touchdowns (200), most passing yards in a game (672) and was second with 13,201 passing yards.

Lashlee graduated from Arkansas in 2006 with a degree in marketing and business administration. He received his master's degree in higher education from Auburn in 2009. He is married to the former Lauren Lee of Rogers, Ark., an Arkansas business graduate. They have twin sons, Thomas and Hudson, and twin daughters, Rowyn and Scarlet.



## Defensive Backs



Former NFL defensive back Curome Cox joins the UConn coaching staff for his first season as the defensive backs coach.

Cox comes to Connecticut after spending four seasons on the Coastal Carolina football staff, coaching the corner backs and kickoff coverage unit on special teams.

Cox made an immediate impact in his first season as Coastal posted a then CCU-record 62 pass breakups (12 better than the previous mark) while his kickoff coverage unit led the Big South and ranked 16th nationally by allowing just 17.73 yards per return (an improvement of five yards per return over the previous season). Denzel Rice earned second team All-Big South honors as he tied a CCU single-season record with 12 pass breakups in a season. His total led the Big South and tied for 10th-best in the FCS for 2013. Also, then freshman Samson Baldwin was named Big South Freshman of the Week twice.

In year two, Coastal bettered its own mark with 64 pass breakups and set a school record with 77 passes defended. Coastal's defense led the Big South and ranked 26th nationally in pass efficiency defense. Rice, who went on to sign was once again named second team All-Big South as he and Kamron Summers each tallied 10 PBU. Also, Coastal's kick coverage unit ranked 24th in the NCAA FCS, allowing 17.67 yards per return.

The 2015 season saw even more improvement from the kick coverage unit as it ranked sixth in the NCAA FCS by allowing just 16.07 yards per return.

Cox came to Coastal Carolina after three seasons (2010-12) as a graduate assistant at Maryland. While at Maryland, Cox assisted with the Terrapins' defensive and special teams units. He also served as the junior college recruiter as well as on-campus liaison for potential student-athletes during official and unofficial visits.

Cox also spent time as an intern assistant coach as part of the NFL minority internship program with the Washington Redskins during July and August 2012. While with the Redskins, he contributed with the development and execution of practice elements and worked with the defensive secondary during film sessions.

The Arlington, Va., native spent five seasons in the NFL, playing for the Denver Broncos (2004-07) and Houston Texans (2007-09). While in Denver, Cox served on the special teams units, where he was a finalist for the 2006 AFC Special Team Player of the Year. He helped the Broncos to the AFC West title in 2005 and to the 2006 AFC Championship game. Once in Houston, Cox contributed on the special teams.

Cox played collegiately at Maryland where he earned All-ACC as well as All-ACC Academic honors in 2003. Cox, primarily a corner, ranks seventh on the Terps' all-time list with 10 career interceptions returned for 153 yards. He helped lead Maryland to the 2002 Orange Bowl, 2002 Peach Bowl and the 2004 Gator Bowl. During his time in Maryland, the Terps tallied a 41-20 record and claimed the 2001 ACC Championship.

Cox graduated from Maryland in 2003 with a degree in family studies. He earned a master's of arts degree in minority and urban education from Maryland in 2012.



## Defensive Line



Dennis Dottin-Carter begins his first season with the Huskies as the defensive line coach.

Prior to joining UConn, Dottin-Carter worked at the University of Delaware for five seasons.

While at Delaware, he was named the Blue Hens' defensive line coach in 2013 and was promoted to the position of co-defensive coordinator in 2014.

Dottin-Carter was selected as Interim Head Coach on Oct. 16, 2016 after head coach Dave Brock was relieved of his duties. He led the Blue Hens for the final five weeks of the season and posted a record of 2-3, posting victories at home over Towson and on the road at Albany.

In 2015, Delaware's defense ranked No. 3 in the CAA in rushing defense (123.5/17th in NCAA), No. 3 in third-down conversion defense (.346/31st), No. 3 in scoring defense (20.5/22nd), and No. 5 in total defense (329.2/24th). Five Delaware defensive players earned All-CAA honors.

During the 2014 season, Delaware ranked No. 4 in the CAA in pass defense (197.2) and sixth in sacks (28). Under his tutelage, redshirt freshman Blaine Woodson was named the CAA Defensive Rookie of the Year.

Dottin-Carter also played a big role in the development of 2013 All-American defensive tackle Zach Kerr, who closed out his third season with the Indianapolis Colts in 2016.

Dottin-Carter, a native of Cambridge, Mass., earned his degree in kinesiology and physical education from the University of Maine following an outstanding playing career that saw him lead the Black Bears to Atlantic 10 (now CAA) titles in 2001 and 2002. He was a first team All-Atlantic 10 selection as a linebacker in 2002 when he also was named All-New England.

Dottin-Carter began his coaching career with former head coach Jack Cosgrove at Maine in 2008 as tight ends coach and also led the fullbacks, running backs, defensive line, and special teams during his five-year tenure.

He most recently served as Maine's defensive line and special teams coach. During his tenure, he coached five all-conference players, including All-American fullback Jared Turcotte in 2008. Maine led the CAA in scoring defense (19.5 points per game) and was fourth in sacks (22) in 2012.



## Tight Ends



In his first season at UConn, Corey Edsall will be in charge of the tight ends.

Edsall spent two seasons on the Colorado football staff, 2016 was his first as a graduate assistant working with the defense. He joined the program in 2015 and worked as a football intern. In 2016, he was part of the biggest turn around season in PAC-12 history. The Buffaloes went 10-4 (8-1) and won the PAC-12 South Championship and appeared in the 2016 PAC-12 Championship game against the Washington Huskies.

Edsall, 24, has spent two summers as a scouting intern in a pair of National Football League training camps, New England in 2013 and Philadelphia in 2014.

He graduated with his bachelor's degree in Family Science from the University of Maryland in 2015. In 2011 he started out as a freshman at Syracuse University, where he played quarterback for coach Doug Marrone, but then transferred to Maryland. At Maryland, he worked three years (2012-14) as a student assistant on the offensive side of the ball, and staffed a pair of bowl games with the Terrapins (2013 Military, 2014 Foster Farms).

Graduated from East Catholic High School in Manchester, Conn., where he lettered four times in football, twice in baseball and once in lacrosse. At Syracuse, he made the Big East All-Academic team for the 2011 season.



### Offensive Line



JB Grimes, joins the UConn staff as a veteran of 30-plus years in the coaching ranks. Grimes will work with the offensive line in his first season with the Huskies. In his illustrious career, he has coached 50+ NFL linemen.

Last season Grimes worked at the University of Cincinnati as the offensive line coach for the Bearcats.

Prior to joining the Bearcats, Grimes was at Auburn for three seasons, where he helped the Tigers to a 2013 Southeastern Conference Championship and a BCS Championship berth. He has coached in 18 bowl games.

The 2015 Auburn line helped the Tigers rank in the top five of the SEC in numerous offensive categories, including fewest sacks (4th/19) and rushing yards per game (5th/196.4). Grimes coached Shon Coleman, one of the inspirational stories of the 2015 season, who beat cancer prior to enrolling, returned to the field in 2013 and earned his bachelor's and master's degrees while at AU.

In 2014, center Reese Dismukes was the 2014 Rimington Trophy winner and a consensus All-American and will be selected in the 2014 NFL Draft. Braden Smith was a Freshman All-SEC

selection.

The offensive line helped the Tigers lead the SEC in third-down conversion percentage (.525) and team passing efficiency (156.79) while the Tigers were second in team rushing (255.5), total offense (485.0) and yards per completion (14.35). Cameron Artis-Payne led the SEC in rushing at 123.7 yards per game and joined Tre Mason, Bo Jackson, Rudi Johnson and Cam Newton as the only rushers in Auburn history to post a 1,400-yard season.

Quarterback Nick Marshall posted a school QB record eight career 100-yard rushing games and finished second in Auburn career QB rushing at 1,863 yards. Nick Marshall was the fifth Auburn quarterback to throw 20 TDs in a season, joining Cam Newton (30/2010), Chris Todd (22/2009), Jason Campbell (20/2004) and Pat Sullivan (20/1971).

In 2013, Auburn had the second biggest turnaround in college football history in NCAA records at +8.0 games. Grimes coached second-team All-America left tackle Greg Robinson and Rimington Award finalist center Reese Dismukes. Robinson was the No. 2 pick overall in the 2014 NFL Draft by the St. Louis Rams.

Dismukes and Robinson were both first-team All-SEC selections while left guard Alex Kozan was named to the Coaches All-SEC Freshman team.

The offensive line paved the way for the Tigers to lead the nation in rushing with 328.3 yards per game. Running back Tre Mason was a Heisman Trophy finalist and named the SEC Player of the Year while Nick Marshall was an Associated Press honorable mention All-SEC selection. The line allowed only 1.29 sacks per game to rank 22nd nationally.

During the 2012 season at Arkansas State, Grimes coached an offensive line unit that helped set a school record with 481.8 yards of total offense per game while ranking 16th nationally in fewest sacks allowed. Senior offensive lineman Zach McKnight earned first-team All-Sun Belt honors under Grimes' direction as the offense led the Sun Belt in rushing and ranked in the top 25 nationally in total offense, scoring offense and rushing offense.

Prior to his arrival at ASU, Grimes spent two seasons at Kansas (2010-11) and Mississippi State (2004-08) as the offensive line coach. Grimes' coaching career also includes stints at East Carolina, Texas A&M, Virginia Tech, Arkansas, Louisiana-Monroe and Delta State as an assistant coach over the last three decades.

In his first season at Mississippi State, the Bulldogs rushed for 1,744 yards, the most at the school in four years. Behind his offensive line, MSU produced three seasons with a 1,000-yard rusher. In his one season at East Carolina (2003), the Pirates' offensive line paved the way for its third straight 1,000-yard individual rusher. At Texas A&M (1998-2002), Grimes coached the offensive line under R.C. Slocum as the Aggies posted a 40-22 overall record while playing in four straight bowl games.

While at Virginia Tech (1993-97) coaching for Frank Beamer, Grimes helped the Hokies to back-to-back Big East Championships and five bowl games in five seasons.

Grimes also coached at Arkansas, serving as a graduate assistant in 1981-82 and as a full-time assistant coach in 1989-92, where he helped the Razorbacks to the Southwest Conference championship and a Cotton Bowl appearance in 1990. At Arkansas, Grimes worked for Lou Holtz, Ken Hatfield and Jack Crowe.

Grimes also coached at Louisiana-Monroe (1979-80; 1985-88), Delta State (1983) and Missouri (1984) after spending his first two seasons at the high school level in the state of Arkansas, at Nashville (1977) and Des Arc (1978). Louisiana-Monroe won the 1987 Division I-AA national championship.

As an offensive lineman at Henderson State, he helped his team to a 40-6 record in four seasons, including a berth in the 1974 NAIA Championship game. He earned a bachelor's degree in education from Henderson State in 1977 and a master's degree in education from Louisiana-Monroe in 1981.

Grimes grew up in Clarendon, Arkansas, and is married to the former Jennifer Graves, who received a degree in advertising and public relations from Arkansas. The couple has four children, sons Aaron and Nick and daughters Danielle and Lindsey.





## Wide Receivers



Aaron Smith rejoins the Huskies, this time as a coach, after playing on the football team from 2004-2006. Smith will work with the wide receivers.

Smith completed his fourth season on the University at Albany football staff in 2016, serving as recruiting coordinator, pass game coordinator, and wide receivers coach.

Under Smith's direction in 2014, Josh Gontarek was named the CAA Offensive Rookie of the Year, boasting the best freshman receiving numbers in program history with 58 receptions, 687 receiving yards, and eight receiving touchdowns.

Smith, a native of West Point, N.Y. and son of an Army colonel, brought seven years of collegiate coaching experience to UAlbany. He spent the 2012 season leading the wide receivers at Boston College where he helped junior Alex Amidon develop into one of the ACC's best. Amidon's 1,210 yards receiving at the end of the regular season ranked second in the ACC, just four yards behind the leader.

Smith spent the five seasons prior (2007-11) as the receivers coach at Columbia University, coaching two All-Ivy League honorees, including Austin Knowlin, Columbia's all-time leader in receptions (210) and receiving yards (2,484). Smith also served as the Lions' recruiting coordinator in 2011.

Smith started his coaching career at the United States Coast Guard Academy in 2006.

As an undergraduate, Smith played football at both the University of Maryland and the University of Connecticut, helping his teams to appearances in the Peach, Orange, and Motor City Bowls. While competing at UConn, he was presented with two Scholar Athlete Awards, and graduated with a degree in political science in 2006.

Smith and his wife Kristin have a daughter, Mia, and son, Cash.



## Linebackers



Jon Wholley starts his second stint at UConn after spending four years with Connecticut from 2010-2013. Wholley will coach the linebackers this season.

Wholley just finished his third season as the defensive coordinator and linebackers coach at Fordham in 2016. A 2004 graduate of the University of Connecticut who earned a master's degree from UConn in 2008 He worked with the linebackers for the last three seasons after coaching the tight ends in 2010.

In 2015, Wholley co-coordinated a Fordham defense that led the Patriot League and was tenth in the NCAA FCS in turnovers gained (29) and fumbles recovered (13) while also leading the league and ranking 17th in the nation in passes intercepted (16). Individually the Rams had four players named All-Patriot League with Stephen Hodge (LB) and Jihaad Pretlow (DB) earning first team honors and JQ Bowers (DB) and Niko Thorpe (LB) being placed on the second team. Additionally, Hodge was named a consensus All-American.

In 2014, Wholley led a Fordham defense that saw seven players earn All-Patriot League honors, including linebackers Austin Hancock and De'Nard Pinckney. The Rams led the Patriot League and were ninth in the NCAA FCS in passing yards allowed (164.2) while also leading the league and ranking 14th in the nation in red zone defense (.714). Fordham also led the conference, and was 28th in the NCAA FCS, in fumbles recovered (11) as well as tackles for loss (6.9), ranking 32nd in the NCAA FCS. The Rams were also second in the Patriot League in both sacks (2.43) and third down conversions (.353), ranking 30th and 33rd, respectively, in the NCAA in each category

In 2012 at UConn, a pair of linebackers earned First Team All-BIG EAST honors in Sio Moore and Yawin Smallwood. Moore was a third round pick of the Oakland Raiders in the 2013 NFL Draft and played in the Senior Bowl and East-West Shrine Game and also took part in the NFL Combine.

Wholley worked a one year stint at Fordham 2009 as an assistant coach, he worked with the running backs and was the recruiting coordinator. The Rams led the NCAA Football Championship Subdivision in total offense that year at 488.82 yards per game.

A Southington, Conn. native, Wholley was a member of the UConn football team from 2001-04 as a running back, joining the team as a walk-on. He later earned a scholarship and was a member of the 2004 Motor City Bowl championship team.


Wholley earned his undergraduate degree in political science from UConn in December of 2004.

Following graduation, he was an assistant coach at Central Connecticut State for the 2005 season, working with the tight ends. The Blue Devils had a 7-4 record and were Northeast Conference co-champions.

Wholley then returned to UConn as a graduate assistant coach for the 2006-08 seasons working on the offensive side of the ball. He was part of the coaching staff that led the Huskies to a share of the 2007 BIG EAST Championship and an appearance in the 2007 Meineke Car Care Bowl.

Wholley earned his master's degree in kinesiology from UConn in December of 2008.

Wholley and his wife, the former Carly Venditto, were married in July 2012.



<b>2016 Team Statistics .....</b>	<b>2</b>
<b>2016 Individual Statistics .....</b>	<b>3-5</b>
<b>2016 Games in Review .....</b>	<b>6-17</b>
<b>Maine .....</b>	<b>6</b>
<b>Navy .....</b>	<b>7</b>
<b>Virginia .....</b>	<b>8</b>
<b>Syracuse .....</b>	<b>9</b>
<b>Houston .....</b>	<b>10</b>
<b>Cincinnati .....</b>	<b>11</b>
<b>USF .....</b>	<b>12</b>
<b>UCF .....</b>	<b>13</b>
<b>East Carolina .....</b>	<b>14</b>
<b>Temple .....</b>	<b>15</b>
<b>Boston College .....</b>	<b>16</b>
<b>Tulane .....</b>	<b>17</b>

Defensive Back Obi Melifonwu earned  
All- Conference honors in 2016

# 2016 IN REVIEW



# 2016 TEAM STATISTICS

2017 UCONN FOOTBALL MEDIA GUIDE

## 2016 CONNECTICUT TEAM STATISTICS

RECORD:	OVERALL	HOME	AWAY	NEUTRAL
All Games	3-9	3-4	0-5	0-0
Conference	1-7	1-3	0-4	0-0
Non-Conference	2-2	2-1	0-1	0-0

DATE	OPPONENT	W/L	SCORE	ATTEND.
Sept 1, 2016	MAINE	W	24-21	29377
Sep 10, 2016	at Navy	L	24-28	31501
Sep 17, 2016	VIRGINIA	W	13-10	31036
Sep 24, 2016	SYRACUSE	L	24-31	31899
Sept. 29, 2016	at #6 Houston	L	13-42	40873
Oct 8, 2016	CINCINNATI	W	20-9	24169
Oct 15, 2016	at USF	L	27-42	30297
Oct 22, 2016	UCF	L	16-24	28008
Oct 29, 2016	at East Carolina	L	3-41	41370
Nov 4, 2016	TEMPLE	L	0-21	22316
Nov 19, 2016	at Boston College	L	0-30	36220
Nov 26, 2016	TULANE	L	13-38	20764

TEAM STATISTICS.....	UCONN .....	OPP .....
SCORING .....	178 .....	337 .....
Points Per Game .....	14.8 .....	28.1 .....
Points Off Turnovers .....	35 .....	48 .....
FIRST DOWNS .....	205 .....	251 .....
Rushing .....	73 .....	89 .....
Passing .....	117 .....	149 .....
Penalty .....	15 .....	13 .....
RUSHING YARDAGE .....	1408 .....	1753 .....
Yards gained rushing .....	1729 .....	1971 .....
Yards lost rushing .....	321 .....	218 .....
Rushing Attempts .....	418 .....	448 .....
Average Per Rush .....	3.4 .....	3.9 .....
Average Per Game .....	117.3 .....	146.1 .....
TDs Rushing .....	11 .....	19 .....
PASSING YARDAGE .....	2432 .....	3176 .....
Comp-Att-Int .....	213-380-11 .....	265-414-7 .....
Average Per Pass .....	6.4 .....	7.7 .....
Average Per Catch .....	11.4 .....	12.0 .....
Average Per Game .....	202.7 .....	264.7 .....
TDs Passing .....	8 .....	20 .....
TOTAL OFFENSE .....	3840 .....	4929 .....
Total Plays .....	798 .....	862 .....
Average Per Play .....	4.8 .....	5.7 .....
Average Per Game .....	320.0 .....	410.8 .....
KICK RETURNS: #-Yards .....	39-740 .....	12-217 .....
PUNT RETURNS: #-Yards .....	3-21 .....	16-157 .....
INT RETURNS: #-Yards .....	7-6 .....	11-148 .....
KICK RETURN AVERAGE .....	19.0 .....	18.1 .....
PUNT RETURN AVERAGE .....	7.0 .....	9.8 .....
INT RETURN AVERAGE .....	0.9 .....	13.5 .....
FUMBLES-LOST .....	16-8 .....	15-4 .....
PENALTIES-Yards .....	43-339 .....	59-502 .....
Average Per Game .....	28.2 .....	41.8 .....
PUNTS-Yards .....	74-3017 .....	58-2295 .....
Average Per Punt .....	40.8 .....	39.6 .....
Net punt average .....	37.0 .....	37.5 .....
KICKOFFS-Yards .....	43-2700 .....	66-3970 .....
Average Per Kick .....	62.8 .....	60.2 .....
Net kick average .....	40.9 .....	40.6 .....
TIME OF POSSESSION/Game .....	29:52 .....	30:08 .....
3RD-DOWN Conversions .....	61/181 .....	73/179 .....
3rd-Down Pct .....	34% .....	41% .....
4TH-DOWN Conversions .....	11/23 .....	12/22 .....
4th-Down Pct .....	48% .....	59% .....
SACKS BY-Yards .....	17-102 .....	37-207 .....
MISC YARDS .....	0 .....	13 .....
TOUCHDOWNS SCORED .....	20 .....	43 .....
FIELD GOALS-ATTEMPTS .....	13-18 .....	12-19 .....
ON-SIDE KICKS .....	0-2 .....	0-0 .....
RED-ZONE SCORES .....	(22-30) 73% .....	(35-48) 73% .....
RED-ZONE TOUCHDOWNS .....	(11-30) 37% .....	(26-48) 54% .....
PAT-ATTEMPTS .....	(19-19) 100% .....	(43-43) 100% .....
ATTENDANCE .....	187569 .....	180261 .....
Games/Avg Per Game .....	7/26796 .....	5/36052 .....
Neutral Site Games .....	0/0 .....	0/0 .....

SCORE BY QUARTERS	1st	2nd	3rd	4th	Total
UConn	9	58	54	57	178
Opponents	76	113	69	79	337

# 2016 INDIVIDUAL STATISTICS



2017 UCONN FOOTBALL MEDIA GUIDE

## 2016 CONNECTICUT INDIVIDUAL STATISTICS

RUSHING	GP	Att	Gain	Loss	Net	Avg	TD	Long	Avg/G
NEWSOME, Arkeel	12	147	776	61	715	4.9	5	67	59.6
SHIRREFFS, Byr.	9	144	477	151	326	2.3	2	35	36.2
JOHNSON, Ron	12	72	256	14	242	3.4	4	21	20.2
THOMAS, Noel	12	13	66	6	60	4.6	0	17	5.0
WILLIAMS, Don.	3	31	117	65	52	1.7	0	43	17.3
THOMPSON, Jason	12	3	20	0	20	6.7	0	12	1.7
Total	12	418	1729	321	1408	3.4	11	67	117.3
Opponents	12	448	1971	218	1753	3.9	19	54	146.1

PUNT RETURNS	No.	Yds	Avg	TD	Long
LEMELLE, Brian	3	21	7.0	0	12
Total	3	21	7.0	0	12
Opponents	16	157	9.8	0	26

INTERCEPTIONS	No.	Yds	Avg	TD	Long
MELIFONWU, Obi	4	6	1.5	0	6
SUMMERS, Jamar	2	0	0.0	0	0
WILLIAMS, Jh.	1	0	0.0	0	0

PASSING	GP	Effic	Att-Cmp-Int	Pct	Yds	TD	Lng	Avg/G
SHIRREFFS, Byr.	9	122.2	166-283-6	58.7	2010	7	70	223.3
WILLIAMS, Don.	3	71.7	36-76-5	47.4	300	1	43	100.0
ANDERSON, Garr.	8	86.2	8-16-0	50.0	69	0	18	8.6
DAVIS, Tyler	12	184.3	2-3-0	66.7	42	0	25	3.5
THOMAS, Noel	12	192.4	1-1-0	100.00	11	0	11	0.9
JOHNSON, Ron	12	0.0	0-1-0	0.0	0	0	0	0.0
Total	12	111.0	213-380-11	56.1	2432	8	70	202.7
Opponents	12	141.0	265-414-7	64.0	3176	20	59	264.7

KICK RETURNS	No.	Yds	Avg	TD	Long
NEWSOME, Arkeel	22	464	21.1	0	48
BEALS, Tyraiq	12	186	15.5	0	23
MCALLISTER, Br.	5	90	18.0	0	22
Total	39	740	19.0	0	48
Opponents	12	217	18.1	0	26

FUMBLE RETURNS	No.	Yds	Avg	TD	Long
SUMMER, Jamar	1	86	86.0	1	86
MYERS, Mikal	1	0	0	0	0
MELIFONWU, Obi	1	0	0	0	0
Total	3	86	28.7	1	86
Opponents	2	76	38.0	2	74

RECEIVING	GP	No.	Yds	Avg	TD	Long	Avg/G
THOMAS, Noel	13	54	719	13.3	3	45	55.3
NEWSOME, Arkeel	13	45	465	10.3	2	58	35.8
MAYALA, Hergy	13	24	275	11.5	2	39	21.2
BLOOM, Alec	13	22	314	14.3	1	38	24.2
LEMELLE, Brian	11	16	232	14.5	2	69	21.1
DAVIS, Tyler	12	8	71	8.9	0	25	5.9
MYERS, Tommy	8	7	83	11.9	0	34	10.4
JOHNSON, Ron	11	7	80	11.4	0	29	7.3
BEALS, Tyraiq	13	5	35	7.0	0	11	2.7
MCLEAN, Aaron	10	4	56	14.0	0	29	5.6
WILLIAMS, Don.	12	4	29	7.2	0	22	2.4
Total	13	201	2412	12.0	10	69	185.5
Opponents	13	235	2461	10.5	14	71	189.3

FIELD GOALS	FGM-FGA	Pct	01-19	20-29	30-39	40-49	50-99	Lg	Blk
PUYOL, Bobby	13-18	72.2	0-0	6-7	6-8	1-2	0-1	43	2

PUNTING	No.	Yds	Avg	Long	TB	FC	I20	50+	Blkd
WAIN, Justin	73	3017	41.3	56	6	35	22	11	1
TEAM	1	0	0.0	0	0	0	0	0	0

FG SEQUENCE	CONNECTICUT	OPPONENTS
Maine	(37)	37, 47
Navy	(38)	32
Virginia	(21), (43)	(23), 20
Syracuse	(27)	49, (47), 33
Houston	-	-
Cincinnati	52, (30), (23)	(25),(43), (26)
USF	(26),(26)	-
UCF	(22),(33), (35), 31	31, (50)
East Carolina	46, (34)	(39), (25)
Temple	35	-
Boston College	-	(35), (24), (39)
Tulane	29	(23)

Numbers in (parentheses) indicate field goal was made



# 2015 INDIVIDUAL STATISTICS

2017 UCONN FOOTBALL MEDIA GUIDE

## 2016 INDIVIDUAL STATISTICS

SCORING	TD	FGs	PATs				DXP	Saf	Pts
			Kick	Rush	Rcv	Pass			
PUYOL, Bobby	-	13-18	19-19	-	-	-	-	-	58
NEWSOME, Arkeel	7	-	-	-	-	-	-	-	42
JOHNSON, Ron	4	-	-	-	-	-	-	-	24
THOMAS, Noel	3	-	-	-	-	-	-	-	18
SHIRREFFS, Byr.	2	-	-	-	-	-	-	-	12
DAVIS, Tyler	1	-	-	-	-	-	-	-	6
BLOOM, Alec	1	-	-	-	-	-	-	-	6
BEALS, Tyraiq	1	-	-	-	-	-	-	-	6
SUMMERS, Jamar	1	-	-	-	-	-	-	-	6
WILLIAMS, Don.	0	-	-	0-1	-	-	-	-	0
Total	20	13-18	19-19	0-1	-	-	-	-	178
Opponents	43	12-19	43-43	-	-	-	-	-	337

TOTAL OFFENSE	G	Plays	Rush	Pass	Total	Avg/G
SHIRREFFS, Byr.	9	427	326	2010	2336	259.6
NEWSOME, Arkeel	12	147	715	0	715	59.6
WILLIAMS, Don.	3	107	52	300	352	117.3
JOHNSON, Ron	12	73	242	0	242	20.2
THOMAS, Noel	12	14	60	11	71	5.9
ANDERSON, Garr.	8	21	-4	69	65	8.1
DAVIS, Tyler	12	3	0	42	42	3.5
THOMPSON, Jason	12	3	20	0	20	1.7
TEAM	2	3	-3	0	-3	-1.5
Total	12	798	1408	2432	3840	320.0
Opponents	12	862	1753	3176	4929	410.8

ALL PURPOSE	GP/GS	Rush	Rec	PR	KOR	IR	Tot	Avg/G
NEWSOME, Ark	12	715	273	0	464	0	1452	121.0
THOMAS, Noel	12	60	1179	0	0	0	1239	103.2
SHIRREFFS, By	9	326	0	0	0	0	326	36.2
MAYALA, Hergy	10	0	296	0	0	0	296	29.6
JOHNSON, Ron	12	242	47	0	0	0	289	24.1
BEALS, Tyraiq	12	0	296	0	186	0	282	23.5
LEMELLE, Brian	12	0	158	21	0	0	179	14.9
BLOOM, Alec	12	0	142	0	0	0	142	11.8
DAVIS, Tyler	12	0	107	0	0	0	107	8.9
MCALLISTER, Br.	12	0	0	0	90	0	90	7.5
MYERS, Tommy	12	0	83	0	0	0	83	6.9
WILLIAMS, Don.	3	52	11	0	0	0	63	21.0
MCLEAN, Aaron	12	0	11	0	0	0	40	3.3
THOMPSON, Jason	12	20	40	0	0	0	20	1.7
MELIFONWU, Obi	12	0	0	0	0	6	6	0.5
TEAM	2	-3	0	0	0	0	-3	-1.5
ANDERSON, Garr.	8	-4	0	0	0	0	-4	-0.5
Total	12	1408	2432	21	740	6	4607	383.9
Opponents	12	1753	3176	157	217	148	5451	454.2

## CAREER STARTS HISTORY

### OFFENSE

Offensive Line	'13	'14	'15	'16	Total
Tommy Hopkins, LG	-	-	12	3	15
Andreas, Knappe, RT	-	7	13	12	32
Richard Levy, LT	-	12	13	12	37
Trey Rutherford, LF	-	-	1	7	9
Brendan Vechery, C	-	-	13	2	15
Ryan Crozier, C	-	-	-	12	12
Matt Peart, LT	-	-	-	12	12

Wide Receivers	'13	'14	'15	'16	Total
Tyraiq Beals, WR	-	-	8	2	10
John Green, WR	1	-	-	-	1
Brian Lemelle, WR	1	-	1	6	8
Hergy Mayala	-	-	4	9	13
Noel Thomas, WR	-	5	12	12	29

Tight Ends	'13	'14	'15	'16	Total
Alec Bloom, TE	-	-	11	12	23
Tommy Myers, TE	-	-	9	5	14
Chris Lee, TE	-	-	-	1	1

Quarterbacks	'13	'14	'15	'16	Total
Bryant Shirreffs, QB	-	-	12	9	21
Donovan Williams, QB	-	-	-	3	3

Running Backs	'13	'14	'15	'16	Total
Ron Johnson, RB	-	5	2	-	7
Arkeel Newsome, RB	-	2	12	11	25
Jason Thompson, RB	-	-	-	1	1

Full Backs	'13	'14	'15	'16	Total
Trey Rutherford	-	-	1	-	1
Teddy Allmendginer	-	-	-	1	1

<b>Totals</b>	<b>2</b>	<b>31</b>	<b>122</b>	<b>121</b>	<b>275</b>
---------------	----------	-----------	------------	------------	------------

### DEFENSE

Defensive Line	'13	'14	'15	'16	Total
Luke Carrezola, DE	-	-	11	12	23
Foley Fatukasi, DT	-	3	9	12	24
Sean Marinar	-	-	1	-	1
Mikal Myers, DT	-	1	2	12	15
Cole Ormsby	-	-	2	12	14

Linebackers	'13	'14	'15	'16	Total
Junior Joseph, LB	-	4	13	12	29
Matt Walsh, LB	-	1	3	12	16
Vontae Diggs	-	-	-	11	11
Jalen Stevens	-	-	-	1	1

Defensive Backs	'13	'14	'15	'16	Total
John Green, CB	-	-	1	6	7
Obi Melifonwu, S	12	11	12	12	47
Jamar Summers, CB	-	5	12	12	29
Jhavon Williams, CB	5	12	12	12	41
Anthony Watkins, S	-	-	-	5	5
<b>Totals</b>	<b>17</b>	<b>37</b>	<b>78</b>	<b>121</b>	<b>253</b>

# 2015 INDIVIDUAL STATISTICS



2017 UCONN FOOTBALL MEDIA GUIDE

## 2016 CONNECTICUT DEFENSIVE STATISTICS

DEFENSIVE LEADERS	GP	-----Tackles-----			TFL/Yds	--Sacks--		-----Pass Def-----			--Fumbles--		Bkd Kick	Saf
		Solo	Ast	Total		No-Yards	Int-Yds	BrUp	QBH	Rcv-Yds	FF			
20 MELIFONWU, Obi	12	73	45	118	2.5-6	-	4-6	3	-	1-0	-	-	-	
13 DIGGS, Vontae	12	43	41	84	8.0-29	1-11	-	2	1	-	1	-	-	
11 JOSEPH, Junior	12	46	35	81	1.5-2	-	-	2	4	-	-	-	-	
36 WALSH, Matt	12	45	27	72	2.0-6	-	-	-	-	1-0	-	-	-	
21 SUMMERS, Jamar	12	42	17	59	4.0-8	-	2-0	9	-	1-86	-	-	-	
6 WILLIAMS, Jha.	12	37	18	55	2.0-4	-	1-0	7	-	-	-	-	-	
92 MYERS, Mikal	12	25	26	51	2.5-5	1-3	-	-	1	1-0	2	-	-	
93 FATUKASI, Foley	12	22	21	43	2.5-23	3-23	-	-	4	-	2	1	-	
15 CARREZOLA, Luke	12	32	11	43	11.0-32	3-15	-	2	6	-	-	1	-	
12 LEVENBERRY, E.J.	11	22	15	37	5.0-28	4-24	-	1	-	-	1	-	-	
1B GREEN, John	11	24	5	29	-	-	-	6	-	-	-	-	-	
57 ORMSBY, Cole	12	17	9	26	8.5-27	4-16	-	-	9	-	-	-	-	
29 WATKINS, Anth.	10	12	9	21	-	-	-	1	-	-	-	-	-	
16 MCALLISTER, Br.	12	11	7	18	1.0-1	-	-	1	-	-	-	-	-	
10 STAPLETON, Cam.	12	9	5	14	1.5-4	-	-	-	4	-	-	-	-	
99 MARINAN, Sean	12	7	4	11	2.0-6	1-5	-	-	-	-	-	-	-	
1J MURPHY, Kevin	11	2	6	8	0.5-3	1-3	-	-	1	-	-	-	-	
33 BRITTON, Chris	12	4	3	7	-	-	-	-	-	-	1	-	-	
31 ROBINSON IV, Jo.	12	6	1	7	-	-	-	-	-	-	-	-	-	
27 VITALE, Nick	12	2	3	5	-	-	-	-	-	-	-	-	-	
50 LAWLEY, Sher.	12	1	4	5	0.5-2	1-2	-	-	-	-	-	-	-	
8 MCLEAN, Aaron	12	2	2	4	-	-	-	-	-	-	-	-	-	
94 LENSANDER, Nich.	7	1	3	4	-	-	-	-	-	-	-	-	-	
41 TERRY, Marshe	10	1	2	3	-	-	-	-	-	-	-	-	-	
2 BEALS, Tyraiq	12	2	-	2	-	-	-	-	-	-	-	-	-	
84 CONEY, Bryan	12	-	2	2	-	-	-	-	-	-	-	-	-	
54 STEPHENS, O.	5	1	1	2	-	-	-	-	-	-	-	-	-	
7 ANDERSON, Garr.	8	1	-	1	-	-	-	-	-	-	-	-	-	
55 HICKS, Jon	8	1	-	1	-	-	-	-	-	-	-	-	-	
30 STEVENS, Jalen	3	1	-	1	-	-	-	-	-	-	-	-	-	
32 GARLAND, Aaron	12	1	-	1	-	-	-	-	-	-	-	-	-	
3 JOHNSON, Ron	12	1	-	1	-	-	-	-	-	-	1	-	-	
22 NEWSOME, Arkeel	12	1	-	1	-	-	-	-	-	-	-	-	-	
Total	12	495	322	817	55-186	17-102	7-6	34	30	4-86	8	2	-	
Opponents	12	469	288	757	94-342	37-207	11-48	40	24	8-76	14	3	-	

### DEFENSIVE CATEGORY LEADERS

#### Tackles For Loss

11.0	Luke Carreozola
8.5	Cole Ormsby
8.0	Vontae Diggs
5.0	E.J. Levenberry
4.0	Jamar Summers

#### Sacks

4.0	E.J. Levenberry
4.0	Cole Ormsby
3.0	Foley Fatukasi
3.0	Luke Carreozola

#### Interceptions

4	Obi Melifonwu
2	Jamar Summers
1	Jhavon Williams

#### Pass Breakups

9	Jamar Summers
7	Jhavon Williams
6	John Green
3	Obi Melifonwu



# GAME 1 MAINE

2017 UCONN FOOTBALL MEDIA GUIDE

## GAME #1 • SEPTEMBER 1, 2016



# 24

CONNECTICUT



# 21

MAINE

PRATT & WHITNEY STADIUM  
AT RENTSCHLER FIELD • EAST HARTFORD, CONN.

### TEAM STATISTICS

	MAINE	UCONN
FIRST DOWNS	16	23
Rushing	2	11
Passing	12	11
Penalty	2	1
NET YARDS RUSHING	40	200
Rushing Attempts	19	50
Average Per Rush	2.1	4.0
Rushing Touchdowns	0	3
Yards Gained Rushing	54	231
Yards Lost Rushing	14	31
NET YARDS PASSING	269	162
Completions-Attempts-Int	19-33-0	16-23-0
Average Per Attempt	8.2	7.0
Average Per Completion	14.2	10.1
Passing Touchdowns	2	0
TOTAL OFFENSE YARDS	309	362
Total offense plays	52	73
Average Gain Per Play	5.9	5.0
Fumbles: Number-Lost	1-0	2-1
Penalties: Number-Yards	4-46	3-30
PUNTS-YARDS	5-191	5-213
Average Yards Per Punt	38.2	42.6
Net Yards Per Punt	38.2	42.6
Inside 20	1	3
50+ Yards	0	1
Touchbacks	0	0
Fair catch	3	3
KICKOFFS-YARDS	4-212	5-307
Average Yards Per Kickoff	53.0	61.4
Net Yards Per Kickoff	40.0	39.6
Touchbacks	0	3
Punt returns: Number-Yards-TD	0-0-0	0-0-0
Average Per Return	0.0	0.0
Kickoff returns: Number-Yds-TD	2-34-0	3-52-0
Average Per Return	17.0	17.3
Interceptions: Number-Yds-TD	0-0-0	0-0-0
Fumble Returns: Number-Yds-TD	1-74-1	0-0-0
Miscellaneous Yards	0	0
Possession Time	23:44	36:16
1st Quarter	6:52	8:08
2nd Quarter	3:28	11:32
3rd Quarter	8:25	6:35
4th Quarter	4:59	10:01
Third-Down Conversions	4 of 11	8 of 15
Fourth-Down Conversions	0 of 0	1 of 1
Red-Zone Scores-Chances	1-2	3-4
Touchdowns	1-2	2-4
Field goals	0-2	1-4
Sacks By: Number-Yards	2-16	0-0
PAT Kicks	3-3	3-3

Maine (0-1)	7	0	7	7	-	21
UConn (1-0)	0	7	7	10	-	24

#### First Quarter

Maine- Mack 20 yd pass from Collins (Leonard kick) 0:50 (7-95, 3:45)

#### Second Quarter

UConn - Johnson 1 yd run (Puyol kick) 6:55 (16-75, 8:55)

#### Third Quarter

UConn - Johnson 21 yd run (Puyol kick) 3:10 (5-57, 1:48)

Maine - Reed 40 yard pass from Collins (Leonard kick) 0:01 (6-75, 3:09)

#### Fourth Quarter

Maine - Goode 74 yd fumble recovery return TD, 9:56

UConn - Newsome 2 yd run (Puyol kick) 6:36 (6-54, 3:20)

UConn - Puyol 37 yd field goal 0:11 (10-50, 1:37)

EAST HARTFORD, Conn. - UConn redshirt senior kicker Bobby Puyol (North Palm Beach, Fla.) hit a 37-yard field goal with 11 seconds left to go to lead the Huskies to a 24-21 win over Maine before a crowd of 29,377 at Pratt & Whitney Stadium at Rentschler Field. The game was the season-opener for both teams.

The Huskies scored the final ten points of the game as they trailed 21-14 with about ten minutes left to go in the game.

Junior running back Arkeel Newsome (Ansonia, Conn.) had a two-yard TD rush with 6:36 left to play that capped a six play-54 yard drive to tie the game at 21-21. Maine then had a 12-play drive and moved the ball to the UConn 30, but senior captain Mikal Myers (Newburgh, N.Y.) blocked a Black Bear field goal attempt.

The Huskies started the game-winning drive at their own 30 and junior quarterback Bryant Shirreffs (Jefferson, Ga.) had all five rushes for a combined 12 yards and four pass completions for 38 yards to move the ball to the Maine 20 to set up the Puyol kick.

Shirreffs finished the game with 162 yards of passing (16 of 23) and 95 rushing yards. Junior tailback Ron Johnson (Naples, Fla.) had 65 rushing yards and two touchdowns. Senior wide receiver Noel Thomas, Jr. (Norwalk, Conn.) had nine receptions for 70 yards.

Junior linebacker Vontae Diggs (Downers Grove, Ill.) led UConn with nine tackles, two of them for a loss.

Maine quarterback Dan Collins passed the ball for 269 yards with two TD passes.

The Black Bears took a 7-0 lead with 50 seconds left to go in the first quarter on a 20-yard pass from Collins to Josh Mack. The game was tied at seven at halftime after Johnson scored a TD with 6:55 to go in the half to finish a five-play, 57-yard drive.

Johnson's 21-yard rush for a TD gave UConn its first lead of the game - 14-7 with 3:10 to go in the third quarter.

Collins had a 40-yard TD throw to Jaleel Reed to tie the game at 14-14 with a second left to go in the third quarter and the Black Bears took a 21-14 lead with 9:56 to go on a 74-yard fumble recovery by Najee Goode.

### CONNECTICUT INDIVIDUAL LEADERS

Rushing	No	Gain	Loss	Net	TD	Lg
Shirreffs	20	114	19	95	0	35
Johnson	15	69	4	65	2	21
Newsome	15	48	8	40	1	8
Passing	Com-Att-Int	Yds	TD	Lg		
Shirreffs	12-20-1	202	2	69		
Receiving	No	Yds	TD	Lg		
Thomas	9	70	0	18		
Davis	2	21	0	12		
Johnson	2	14	0	9		
Newsome	1	24	0	24		
Punting	No	Yds	Avg	Lg	In20	
Wain	5	213	42.6	51	3	

#### Field Goal Attempts

PUYOL, Bobby 4th 00:11 37 yards Good

#### Defense

	UT-AT-TT	TFL	Sk	Int
Diggs	6-3-9	2.0		
Williams	7-0-7			
Joseph	1-5-6	2.0	1.0	
Melifonwu	2-2-4	1.0	1.0	
Walsh	1-3-4			

### MAINE INDIVIDUAL LEADERS

Rushing	No	Gain	Loss	Net	TD	Lg
Mack	9	30	3	27	0	7
Bedford	8	18	11	7	0	10
Osumah	1	6	0	6	0	6
Passing	Com-Att-Int	Yds	TD	Lg		
Collins	19-33-0	269	2	48		

#### Receiving

	No	Yds	TD	Lg
Reed	8	169	1	48
Osumah	4	27	0	9
Mack	3	36	1	20
Dunn	2	9	0	7

Punting	No	Yds	Avg	Lg	In20
Deoul	5	191	38.2	48	1

#### Field Goal Attempts

LEONARD, Pat 2nd 03:27 37 yards Missed  
LEONARD, Pat 4th 01:48 47 yards Blocked

#### Defense

	UT-AT-TT	TFL	Sk	Int
Mulumba	4-8-12			
Matovu	7-1-8	1.0		
Sheffield	6-2-8	2.0	1.0	
DeVaughn	6-1-7			
Richard	3-4-7	2.0		

### UCONN STARTERS & PARTICIPANTS

OFFENSE STARTERS			DEFENSE STARTERS		
TE	89	Lee	DT	93	Fatukasi
WR	5	Thomas	DE	57	Ormsby
LT	65	Pearl	DT	92	Myers
LG	72	Hopkins, Th.	DE	15	Carrezola
C	63	Crozier	LB	13	Diggs
RG	71	Levy	LB	11	Joseph
RT	53	Knappe	LB	36	Walsh
QB	4	Shirreffs	CB	6	J. Williams
TE	86	Bloom	S	29	Watkins, Ant.
TE	80	Myers	S	20	Melifonwu
TB	22	Newsome	CB	21	Summers

**Total Participants (50):** 2 Beals, 4 Hadley, 10 Stapleton, 13 Diggs, 14 Boyle, 17 Puyol, 18 Lemelle, 20 Melifonwu, 22 Newsome, 23 J. Lee, 26 Marriner, 27 Vitale, 28 Floyd, 34 Clax, 36 Walsh, 37 Claffin, 40 Tarbutt, 42 Wain, 44 DeLorenzo, 54 Stephens, 55 Hicks, 57 Ormsby, 66 Manco, 75 Rugg, 77 Rutherford, 78 Gifford, 92 M. Myers, 99





## GAME #2 • SEPTEMBER 10, 2016



CONNECTICUT

24



28

## NAVY-MARINE CORPS MEMORIAL STADIUM • ANNAPOLIS, MD.

### TEAM STATISTICS

	UCONN	NAVY
FIRST DOWNS	19	18
Rushing	6	14
Passing	12	4
Penalty	1	0
NET YARDS RUSHING	90	235
Rushing Attempts	34	50
Average Per Rush	2.6	4.7
Rushing Touchdowns	1	3
Yards Gained Rushing	117	253
Yards Lost Rushing	27	18
NET YARDS PASSING	264	130
Completions-Attempts-Int	24-27-0	6-8-0
Average Per Attempt	9.8	16.2
Average Per Completion	11.0	21.7
Passing Touchdowns	1	0
TOTAL OFFENSE YARDS	354	365
Total offense plays	61	58
Average Gain Per Play	5.8	6.3
Fumbles: Number-Lost	5-2	1-1
Penalties: Number-Yards	2-6	2-30
PUNTS-YARDS	4-160	3-128
Average Yards Per Punt	40.0	42.7
Net Yards Per Punt	23.5	42.7
Inside 20	1	2
50+ Yards	0	1
Touchbacks	1	0
Fair catch	0	0
KICKOFFS-YARDS	5-322	5-304
Average Yards Per Kickoff	64.4	60.8
Net Yards Per Kickoff	39.8	44.8
Touchbacks	3	0
Punt returns: Number-Yards-TD	0-0-0	2-46-0
Average Per Return	0.0	23.0
Kickoff returns: Number-Yds-TD	5-80-0	2-48-0
Average Per Return	16.0	24.0
Interceptions: Number-Yds-TD	0-0-0	0-0-0
Fumble Returns: Number-Yds-TD	1-86-1	1-2-1
Miscellaneous Yards	0	0
Possession Time	30:13	29:47
1st Quarter	9:37	5:23
2nd Quarter	5:48	9:12
3rd Quarter	4:55	10:05
4th Quarter	9:53	5:07
Third-Down Conversions	5 of 11	5 of 10
Fourth-Down Conversions	1 of 1	0 of 1
Red-Zone Scores-Chances	1-2	3-6
Touchdowns	1-2	3-6
Field goals	0-2	0-6
Sacks By: Number-Yards	2-4	1-9
PAT Kicks	3-3	4-4

UConn (1-1) 0 7 14 3 - 24

Navy (2-0) 7 14 0 7 - 28

#### First Quarter

Navy- High 4 yd run (Moehring kick) 4:52 (10-96, 4:57)

#### Second Quarter

Navy- Worth 1 yd run (Moehring kick) 10:35 (9-80, 4:51)

Navy- Gilman 2 yd fumble recovery TD, 5:36

UConn - Thomas 34 yd pass from Shirreffs (Puyol Kick), 1:10 (10-80, 3:14)

#### Third Quarter

UConn - Johnson 3 yd run (Puyol kick) 8:07 (10-60, 4:55)

UConn - Summers 86 yd fumble recovery TD, 2:39

#### Fourth Quarter

UConn - Puyol 38 yd field goal, 9:08 (9-70, 4:29)

Navy- Worth 1 yd run (Moehring kick) 3:08 (4-17, 1:49)

ANNAPOLIS, Md. - A furious, late drive by the UConn football team ended on the half-yard line as time expired on Saturday afternoon as Navy survived a second-half comeback attempt by the Huskies and posted a 28-24 win before a crowd of 31,501 at Navy-Marine Corps Memorial Stadium. The loss drops UConn to 1-1 on the season and 0-1 in American Athletic Conference play while the Midshipmen are 2-0 and 1-0.

Navy went out to a 21-0 lead in the game with 5:36 to go in the second quarter and did not score again until quarterback Will Worth ran on a one-yard TD run capped a four-play, 17-yard drive with 3:08 left to play to give the Mids a 28-24 lead.

UConn went right to business in attempts for a game-winning score. Redshirt junior quarterback Bryant Shirreffs (Jefferson, Ga.) completed six passes for 59 yards and rushed for 20 more on the drive. On first-and-goal from the Navy 10, he struck sophomore Hergy Mayala (Montreal, Que.) with a nine-yard pass to put the ball at the Navy one. UConn failed to move the ball on the next play, a rush, and time expired on the game.

Shirreffs was 23 of 26 in the air for 239 yards and a TD, while he carried the ball 13 times for 33 yards. Down 21-0 late in the second quarter, Shirreffs got UConn on the board when he hit redshirt senior Noel Thomas (Norwalk, Conn.) with a 34-yard TD pass to make it 21-7.

The UConn defense forced Navy three and out to start the second half and then cut the lead to 21-14 as junior Ron Johnson (Naples, Fla.) scored on a three-yard run that finished off a 10-play, 60-yard drive. Shirreffs had a third-down 17-yard completion to Thomas on the drive and redshirt freshman Tyler Davis (Bellmore, N.Y.), playing out of the tight end spot, connected with junior tight end Alec Bloom (Ligonier) for 23 yards and a fourth-and-four to highlight the drive.

Junior cornerback Jamar Summers (Orange, N.J.) tied the game at 21-21 with 2:39 left to play in the third quarter on an 86-yard fumble recovery. The fumble recovery for a TD was the first for the Huskies since Andrew Adams returned one in 2014 vs. SMU. It was the second-longest fumble return for a TD in school history as Paul Carney had a 100-yarder vs. Massachusetts in 1930.

UConn took its only lead of the game, 24-21, on a 38-yard field goal by redshirt senior Bobby Puyol (North Palm Beach, Fla.) with 9:08 to play.

Redshirt senior linebacker Matt Walsh (Madison, Conn.) led the Huskies in tackles with 12 while redshirt senior safety Obi Melifonwu (South Grafton, Mass.) had 10.

Worth had 130 yards of passing for Navy to go with 44 rushing yards and two TDs. Dishan Romine had 76 rushing yards.

### CONNECTICUT INDIVIDUAL LEADERS

Rushing	No	Gain	Loss	Net	TD	Lg
Johnson	10	35	2	33	1	13
Shirreffs	13	45	13	32	0	12
Newsome	9	25	12	13	0	7
Passing	Com-Att-Int	Yds	TD	Lg		
Shirreffs	23-26-0	239	1	41		
Davis	1-1-0	25	0	25		
Receiving	No	Yds	TD	Lg		
Thomas	11	116	1	34		
Mayala	5	68	0	41		
Bloom	2	31	0	25		
Johnson	2	10	0	9		
Punting	No	Yds	Avg	Lg	In20	
Wain	4	160	40.0	44	1	

Field Goal Attempts  
PUYOL, Bobby 4th 09:08 38 yards Good

Defense	UT-AT-TT	TFL	Sk	Int
Walsh	11-1-12	1.0		
Melifonwu	9-1-10			
Carrezola	7-0-7	3.0	1.0	
Diggs	4-2-6			
Joseph	4-0-4			
Watkins	3-0-3			

### NAVY INDIVIDUAL LEADERS

Rushing	No	Gain	Loss	Net	TD	Lg
Romine	9	76	0	76	0	19
Worth	19	49	5	44	2	9
High	7	44	8	36	1	26
Passing	Com-Att-Int	Yds	TD	Lg		
Worth	6-8-0	130	0	47		
Receiving	No	Yds	TD	Lg		
Tillman	4	75	0	47		
Cass Jr.	1	40	0	40		
Romine	1	15	0	15		
Punting	No	Yds	Avg	Lg	In20	
Barta	1	26	26.0	26	0	
Harris	2	102	51.0	63	2	

Field Goal Attempts  
MOEHRING, B 2nd 04:24 32 yards Blocked

Defense	UT-AT-TT	TFL	Sk	Int
Gilman	9-1-10			
Wooten	7-3-10	1.0		
Thomas	6-1-7	1.0		
Williams	4-2-6			
Powell	3-1-4			

### UCONN STARTERS & PARTICIPANTS

OFFENSE STARTERS		DEFENSE STARTERS	
FB 42	Allmendinger	DT 93	Fatukasi
WR 5	Thomas	DE 57	Ormsby
LT 65	Pearl	DT 92	Myers
LG 72	Vechery	DE 15	Carrezola
C 63	Crozier	LB 13	Diggs
RG 71	Levy	LB 11	Joseph
RT 53	Knappe	LB 36	Walsh
QB 4	Shirreffs	CB 6	J. Williams
TE 86	Bloom	S 29	Watkins, Ant.
TE 80	Myers	S 20	Melifonwu
TB 22	Newsome	CB 21	Summers

Total Participants (1J-MURPHY, Kevin, 1B-GREEN, John, 1MAYALA, Hergy, 2-BEALS, Tyraiq, 3-JOHNSON, Ron, 8-McLEAN, Aaron, 9-DAVIS, Tyler, 10-STAPLETON, Cam, 12-LEVENBERRY, E.J., 16-McALLISTER, Br., 17-PUYOL, Bobby, 18-LEMELLE, Brian, 27-VITALE, Nick, 31-ROBINSON IV, Jo, 32-GARLAND, Aaron, 33-BRITTON, Chris, 41-TERRY, Marsha, 42-WAIN, Justin, 48-THOMPSON, Jason, 50-LAWLEY, Sher., 51-ZECCHINO, Nick, 73-HASHEMI, Steve, 77-RUTHERFORD, Tr., 84-CONEY, Bryan, 89-LEE, Chris, 90-HOLMAN, Zordan, 94-LENSANDER, Nich, 99-MARINIAN, Sean



# GAME 3 VS VIRGINIA

2017 UCONN FOOTBALL MEDIA GUIDE

## GAME #3 • SEPTEMBER 17, 2016



# 13

CONNECTICUT



# 10

VIRGINIA

**PRATT & WHITNEY STADIUM  
AT RENTSCHLER FIELD • EAST HARTFORD, CONN.**

### TEAM STATISTICS

	UVA	UCONN
FIRST DOWNS	21	18
Rushing	6	4
Passing	11	9
Penalty	4	5
NET YARDS RUSHING	140	123
Rushing Attempts	30	40
Average Per Rush	4.7	3.1
Rushing Touchdowns	1	1
Yards Gained Rushing	159	161
Yards Lost Rushing	19	38
NET YARDS PASSING	241	154
Completions-Attempts-Int	23-43-1	13-24-1
Average Per Attempt	5.6	6.4
Average Per Completion	10.5	11.8
Passing Touchdowns	0	0
TOTAL OFFENSE YARDS	381	277
Total offense plays	73	64
Average Gain Per Play	5.2	4.3
Fumbles: Number-Lost	1-0	1-1
Penalties: Number-Yards	10-91	3-35
PUNTS-YARDS	7-279	6-235
Average Yards Per Punt	39.9	39.2
Net Yards Per Punt	37.0	37.3
Inside 20	3	5
50+ Yards	1	0
Touchbacks	1	0
Fair catch	3	3
KICKOFFS-YARDS	3-195	4-260
Average Yards Per Kickoff	65.0	65.0
Net Yards Per Kickoff	40.0	40.0
Touchbacks	3	4
Punt returns: Number-Yards-TD	2-11-0	0-0-0
Average Per Return	5.5	0.0
Kickoff returns: Number-Yds-TD	0-0-0	0-0-0
Average Per Return	0.0	0.0
Interceptions: Number-Yds-TD	1-0-0	1-0-0
Fumble Returns: Number-Yds-TD	0-0-0	0-0-0
Miscellaneous Yards	0	0
Possession Time	28:27	31:33
1st Quarter	9:47	5:13
2nd Quarter	8:30	6:30
3rd Quarter	4:39	10:21
4th Quarter	5:31	9:29
Third-Down Conversions	5 of 16	3 of 13
Fourth-Down Conversions	1 of 2	1 of 1
Red-Zone Scores-Chances	2-3	2-2
Touchdowns	1-3	1-2
Field goals	1-3	1-2
Sacks By: Number-Yards	4-20	1-12
PAT Kicks	1-1	1-1

Virginia (0-3)	3	7	0	0	-	10
UConn (2-1)	0	3	0	10	-	13

#### First Quarter

Virginia - Furbank 23 yd field goal, 7:18 (12-86, 4:39)

#### Second Quarter

Virginia - Reid 9 yd run (Furbank kick), 12:42 (13-90, 6:17)

UConn - Puyol 21 yd kick, 4:43 (7-77, 3:22)

#### Third Quarter

#### Fourth Quarter

UConn - Shirreffs 1 yd run (Puyol kick), 7:55 (9-37, 4:04)

UConn - Puyol 43 yd kick, 1:33 (8-50, 3:23)

EAST HARTFORD, Conn. UConn redshirt senior kicker Bobby Puyol (North Palm Beach, Fla.) had his second game-winning field goal of the young season on Saturday as the Huskies defeated Virginia by a 13-10 score before a crowd of 31,036 at Pratt & Whitney Stadium at Rentschler Field. UConn improves its record to 2-1 on the season while the Cavaliers are 0-3.

Puyol hit a 43-yard field goal with 1:33 left in the game that broke a 10-10 tie and gave UConn its winning margin. The FG wrapped up an eight play-50 yard drive for the Huskies. In UConn's opening night win over Maine on Sept. 1, Puyol hit a 37-yarder with 11 second to give the Huskies a 24-21 win.

UConn spotted the Cavaliers a 10-0 lead as Alex Furbank hit a 23-yard field goal for the only scoring of the first quarter and Albert Reid scored on a nine-yard run with 12:42 to go in the second quarter that capped a 90-yard drive.

The rest of the scoring belonged to the Huskies as Puyol made it 10-3 Cavaliers with a 21-yard field goal with 4:43 to go in the half. After a scoreless third quarter, UConn tied the game on a one-yard TD run by redshirt junior quarterback Bryant Shirreffs (Jefferson, Ga.) to complete a 37 yard drive with 7:55 to go in the game.

That tying drive was set up by an interception from junior cornerback Jamar Summers (Orange, N.J.) that gave UConn the ball at the Cavalier 25. Summers' interception came at an opportune time as the Huskies had lost the ball on a fumble one play earlier.

Summers, a first team All-American Athletic Conference pick last year, now has ten career interceptions, which places him in a tie for ninth place in UConn career history.

After Puyol's go-ahead field goal, Virginia moved the ball to the 73 yards to the UConn two, but the Cavaliers missed a field goal that would have put the game into overtime.

Shirreffs was 13 for 24 in the air for 154 yards and also had 33 yards of rushing. Junior running back Arkeel Newsome (Ansonia, Conn.) led UConn in rushing with 77 yards while senior wide receiver Noel Thomas (Norwalk, Conn.) had six receptions for 91 yards.

Redshirt senior safety Obi Melifonwu (South Grafton, Mass.) led UConn on defense with 11 tackles and a pass break-up.

### CONNECTICUT INDIVIDUAL LEADERS

Rushing	No	Gain	Loss	Net	TD	Lg
Newsome	13	90	13	77	0	38
Shirreffs	30	56	23	33	1	20
Johnson	7	15	2	13	0	4

Passing	Com-Att-Int	Yds	TD	Lg
Shirreffs	13-24-1	154	0	23

Receiving	No	Yds	TD	Lg
Thomas	6	91	0	23
Myala	2	28	0	17
Johnson	2	10	0	7
Davis	1	9	0	9

Punting	No	Yds	Avg	Lg	In20
Wain	6	235	39.2	48	5

#### Field Goal Attempts

Bobby Puyol	2nd 04:43	21 yds - Good
Bobby Puyol	4th 01:33	43 yds - Good

#### Defense

UT-AT-TT	TFL	Sk	Int
Melifonwu	8-3-11	0.5	
Joseph	6-3-9		
Fatukasi	5-4-9	1.0	1.0
Watkins	3-3-6		
Walsh	4-1-5		
McAllister	3-2-5		1

### VIRGINIA INDIVIDUAL LEADERS

Rushing	No	Gain	Loss	Net	TD	Lg
Reid	15	75	2	73	1	28
Mizzell	11	71	5	66	0	24
Ellis	1	2	0	2	0	2

Passing	Com-Att-Int	Yds	TD	Lg
Benkert	23-42-1	241	0	34

Receiving	No	Yds	TD	Lg
Johnson	6	73	0	34
Mizzell	6	40	0	11
Zaccheaus	6	35	0	10
Dowling	3	51	0	32

Punting	No	Yds	Avg	Lg	In20
Conte	7	279	39.9	53	3

#### Field Goal Attempts

Alex Furbank	1st 07:18	23 yds - Good
Alex Furbank	4th 00:00	20 yds - Missed

Defense	UT-AT-TT	TFL	Sk	Int
Kiser	8-3-11	2.0	1.5	
Blanding	8-3-11			
Peace	2-5-7	0.5		
Bradshaw	1-6-7	1.0	0.5	
Brown	2-4-6	3.5	1.0	
Hanback	1-4-5	0.5		

### UCONN STARTERS & PARTICIPANTS

OFFENSE STARTERS			DEFENSE STARTERS		
WR	1	Mayala	DT	93	Fatukasi
WR	5	Thomas	DE	57	Ormsby
LT	65	Pearl	DT	92	Myers
LG	77	Rutherford	DE	15	Carrezola
C	63	Crozier	LB	13	Diggs
RG	71	Levy	LB	11	Joseph
RT	53	Knappe	LB	36	Walsh
QB	4	Shirreffs	CB	6	J. Williams
TE	86	Bloom	S	29	Watkins, Ant.
TE	80	Myers	S	20	Melifonwu
TB	22	Newsome	CB	21	Summers

Total Participants: 1D-Nate Hopkins, 1J-Kevin Murphy, 1E-Brandon Bisack, 1I-Jasen Rose, 2-Tyriq Beals, 10-Cam Stapleton, 12-E.J. Levenberry, 14-Herring-Wilson, 23-Keyion Dixon, 24-Ja'Ke' Vickers, 27-Nick Vitale, 28-Tahj-An Wilson, 35-Luke Sowa, 39-Ch Jean-Pierre, 41-Marshe Terry, 47-Nazir Williams, 48-Jason Thompson, 60-Ben Bonvincini, 88-Conn. Freeborn.

# GAME 4 VS SYRACUSE



2017 UCONN FOOTBALL MEDIA GUIDE

## GAME #4 • SEPTEMBER 24, 2016



CONNECTICUT

24



SYRACUSE

31

PRATT & WHITNEY STADIUM  
AT RENTSCHLER FIELD • EAST HARTFORD, CONN.

### TEAM STATISTICS

	SU	UCONN
FIRST DOWNS	19	23
Rushing	3	10
Passing	16	13
Penalty	0	0
NET YARDS RUSHING	62	144
Rushing Attempts	26	45
Average Per Rush	2.4	3.2
Rushing Touchdowns	1	2
Yards Gained Rushing	76	162
Yards Lost Rushing	14	18
NET YARDS PASSING	407	281
Completions-Attempts-Int	26-40-0	28-46-1
Average Per Attempt	10.2	6.1
Average Per Completion	15.7	10.0
Passing Touchdowns	2	1
TOTAL OFFENSE YARDS	469	425
Total offense plays	66	91
Average Gain Per Play	7.1	4.7
Fumbles: Number-Lost	0-0	0-0
Penalties: Number-Yards	4-25	1-5
PUNTS-YARDS	5-197	5-240
Average Yards Per Punt	39.4	48.0
Net Yards Per Punt	36.8	36.6
Inside 20	2	1
50+ Yards	1	2
Touchbacks	0	3
Fair catch	1	1
KICKOFFS-YARDS	5-286	4-257
Average Yards Per Kickoff	57.2	64.2
Net Yards Per Kickoff	44.8	42.2
Touchbacks	1	1
Punt returns: Number-Yards-TD	1-17-0	1-13-0
Average Per Return	17.0	13.0
Kickoff returns: Number-Yds-TD	3-63-0	2-37-0
Average Per Return	21.0	18.5
Interceptions: Number-Yds-TD	1-22-1	0-0-0
Fumble Returns: Number-Yds-TD	0-0-0	0-0-0
Miscellaneous Yards	0	0
Possession Time	21:31	38:29
1st Quarter	5:29	9:31
2nd Quarter	4:28	10:32
3rd Quarter	4:31	10:29
4th Quarter	7:03	7:57
Third-Down Conversions	8 of 15	8 of 21
Fourth-Down Conversions	0 of 0	4 of 6
Red-Zone Scores-Chances	1-2	3-4
Touchdowns	1-2	2-4
Field goals	0-2	1-4
Sacks By: Number-Yards	2-11	1-11
PAT Kicks	4-4	3-3

Syracuse (2-2) 14 3 7 7 - 31

UConn (2-2) 0 14 3 7 - 24

#### First Quarter

Syracuse - Etta-Tawo 57 yd pass from Dungey (Murphy Kick), 14:09 (4-75, 0:51)

Syracuse - Etta-Tawo 30 yd pass from Dungey (Murphy Kick), 10:48 (5-59, 1:22)

#### Second Quarter

UConn - Johnson 2 yd run (Puyol kick), 6:05 (12-53, 4:52)

UConn - Newsome 6 yd run (Puyol kick) 0:34 (9-68, 2:53)

Syracuse - Murphy 47 yd kick, 0:00 (4-44, 0:34)

#### Third Quarter

UConn - Puyol 27 yd kick, 5:11 (10-35, 4:59)

Syracuse - Hudson 22 yd interception return (Murphy kick), 0:49

#### Fourth Quarter

Syracuse - Dungey 6 yd run (Murphy kick), 2:14 (12-99, 3:58)

UConn - Davis 24 yd pass from Shirreffs (Puyol kick), 0:33 (9-65, 1:41)  
EAST HARTFORD, Conn. - UConn senior wide receiver Noel Thomas (Norwalk, Conn.) had 14 receptions for 111 yards as the Huskies fell to Syracuse on Saturday by a 31-24 score before a crowd of 31,899 at Pratt & Whitney Stadium at Rentschler Field. The Huskies fall to 2-2 on the on the season while the Orange improve to 2-2.

Thomas' 14 receptions were the second-highest in UConn single-game history and tied the mark for the most-ever against a Syracuse team. The Husky school record is 15, set by Jeremy Davis in 2013.

Orange wide receiver Amba Etta-Tawo caught 12 passes for a school-record 270 yards and two touchdowns. He scored twice in the game's first five minutes on touchdown receptions of 57 and 30 yards as the Orange went out to a 14-0 lead in the game's first five minutes.

The Huskies had two sustained drives in the second quarter to tie the game at 14-14 as junior tailback Ron Johnson (Naples, Fla.) scored on a two-yard run with 6:05 to go in the half and junior Arkeel Newsome (Ansonia, Conn.) scored on a six-yard run 34 second to go. Syracuse was able to move the ball far enough to set up a 47-yard field goal by Cole Murphy as the half expired for a 17-14 SU edge.

UConn senior kicker Bobby Puyol (North Palm Beach, Fla.) kicked a 27-yard field goal to knot the game at 17-17 with 5:11 to go.

Syracuse defensive back Cordell Hudson changed the momentum of the game with he returned an interception 22-yards for a TD to give the Orange a 24-17 edge late in the fourth quarter.

The Huskies had a chance to tie the game in the fourth quarter after holder redshirt Tyler Davis (Bellmore, N.Y.), out of the holder position, hit redshirt junior tight end Tommy Myers (Coventry, Conn.) with a 17-yard pass on a fake field goal to set the Huskies up at the Syracuse eight-yard line with seven minutes to go. Syracuse's defense held and the Orange marched the length of the field to put the game away with a six-yard TD run by quarterback Eric Dungey to make it 31-17 Syracuse with 2:14 to play.

Newsome led UConn in rushing with 81 yards while redshirt junior quarterback Bryant Shirreffs (Jefferson, Ga.) was 27 of 45 with one TD.

### CONNECTICUT INDIVIDUAL LEADERS

Rushing	No	Gain	Loss	Net	TD	Lg
Newsome	15	81	0	81	1	19
Shirreffs	21	44	17	27	0	9
Johnson	8	26	1	25	1	10
Passing	Com-Att-Int	Yds	TD	Lg		
Shirreffs	27-45-1	219	1	24		
Davis	1-1-0	17	0	17		
Receiving	No	Yds	TD	Lg		
Thomas	14	111	0	18		
Davis	4	51	1	24		
Mayala	2	43	0	24		
Myers	2	24	0	17		
Punting	No	Yds	Avg	Lg	In20	
Wain	5	240	48.0	54	1	

#### Field Goal Attempts

Puyol, Bobby 3rd 05:11 27 yds - Good

#### Defense

UT-AT-TT	TFL	Sk	Int
Melifonwu	6-5-11		
Summers	8-2-10	1.0	
Joseph	4-5-9		
Levenberry	2-3-5	2.0	1.0
Myers	0-5-5		
Williams	3-1-4		
Walsh	3-1-4		

### SYRACUSE INDIVIDUAL LEADERS

Rushing	No	Gain	Loss	Net	TD	Lg
Strickland	14	51	0	51	0	14
Neal	4	8	0	8	0	3
Dungey	7	17	12	5	1	6
Passing	Com-Att-Int	Yds	TD	Lg		
Dungey	26-40-0	407	2	59		
Receiving	No	Yds	TD	Lg		
Etta-Tawo	12	270	2	59		
Phillips	6	55	0	21		
Ishmael	4	40	0	13		
Punting	No	Yds	Avg	Lg	In20	
Hufrichter	1	32	32.0	32	0	

#### Field Goal Attempts

MURPHY, Cole 2nd 03:27 49 yds - Missed

MURPHY, Cole 2nd 00:00 47 yds - Good

MURPHY, Cole 4th 12:15 33 yds - Missed

#### Defense

UT-AT-TT	TFL	Sk	Int
Franklin	7-7-14	2.5	
Bennett	7-7-14	0.5	
Ellison	7-7-14		
Thomas	5-3-8	0.5	
Slayton	2-5-7	1.0	1
Williams	5-1-6		

### UCONN STARTERS & PARTICIPANTS

OFFENSE STARTERS		DEFENSE STARTERS	
WR	1 Mayala	DT	93 Fatukasi
WR	5 Thomas	DE	57 Ormsby
LT	65 Peart	DT	92 Myers
LG	77 Rutherford	DE	15 Carrezola
C	63 Crozier	LB	13 Diggs
RG	71 Levy	LB	11 Joseph
RT	53 Knappe	LB	36 Walsh
QB	4 Shirreffs	CB	6 J. Williams
TE	8 Bloom	S	29 Watkins, Ant.
TE	80 Myers	S	20 Melifonwu
TB	22 Newsome	CB	21 Summers

Total Participants 1J-MURPHY, Kevin, 2-BEALS, Tyraiq, 3-JOHNSON, Ron, 7-ANDERSON, Garr, 8-McLEAN, Aaron, 9-DAVIS, Tyler, 10-STAPLETON, Cam, 12-LEVENBERRY, E.J., 16-McALLISTER, Br., 17-PUYOL, Bobby, 27-VITALE, Nick, 31-ROBINSON IV, Jo, 32-GARLAND, Aaron, 33-BRITTON, Chris, 34-ALLMENDINGER, T, 41-TERRY, Marsha, 42-WAIN, Justin, 48-THOMPSON, Jason, 50-LAWLEY, Sher, 51-ZECCHINO, Nick, 72-VECHERY, Brend., 73-HASHEMI, Steve, 79-SCHAFENACKER, K, 80-MYERS, Tommy, 84-CONEY, Brayn, 89-LEE, Chris, 90-HOLMAN, Zordan, 94-LENSANDER, Nick, 99-MARINAN, Sean.



# GAME 5 AT HOUSTON

2017 UCONN FOOTBALL MEDIA GUIDE

## GAME #5 • SEPTEMBER 29, 2016



CONNECTICUT

14



HOUSTON

42

TDECU STADIUM  
HOUSTON, TEXAS

### TEAM STATISTICS

	UCONN	HOU
FIRST DOWNS	14	27
Rushing	2	6
Passing	12	20
Penalty	0	1
NET YARDS RUSHING	62	114
Rushing Attempts	27	30
Average Per Rush	2.3	3.8
Rushing Touchdowns	1	3
Yards Gained Rushing	87	126
Yards Lost Rushing	25	12
NET YARDS PASSING	273	426
Completions-Attempts-Int	16-36-0	40-49-0
Average Per Attempt	7.6	8.7
Average Per Completion	17.1	10.6
Passing Touchdowns	1	3
TOTAL OFFENSE YARDS	335	540
Total offense plays	63	79
Average Gain Per Play	5.3	6.8
Fumbles: Number-Lost	0-0	1-0
Penalties: Number-Yards	4-38	2-20
PUNTS-YARDS	12-493	7-295
Average Yards Per Punt	41.1	42.1
Net Yards Per Punt	39.5	42.1
Inside 20	5	3
50+ Yards	1	1
Touchbacks	1	0
Fair catch	10	5
KICKOFFS-YARDS	3-190	7-426
Average Yards Per Kickoff	63.3	60.9
Net Yards Per Kickoff	39.7	39.6
Touchbacks	2	4
Punt returns: Number-Yards-TD	1-0-0	1-1-0
Average Per Return	0.0	-1.0
Kickoff returns: Number-Yds-TD	3-49-0	1-21-0
Average Per Return	16.3	21.0
Interceptions: Number-Yds-TD	0-0-0	0-0-0
Fumble Returns: Number-Yds-TD	0-0-0	0-0-0
Miscellaneous Yards	0	0
Possession Time	26:30	33:30
1st Quarter	9:07	5:53
2nd Quarter	5:39	9:21
3rd Quarter	5:45	9:15
4th Quarter	5:59	9:01
Third-Down Conversions	3 of 15	8 of 16
Fourth-Down Conversions	0 of 0	0 of 0
Red-Zone Scores-Chances	1-1	5-5
Touchdowns	1-1	5-5
Field goals	0-1	0-5
Sacks By: Number-Yards	3-11	4-21
PAT Kicks	2-2	6-6

UConn (2-3) 0 7 0 7 - 14

Houston (5-0) 0 21 14 0 - 42

#### Second Quarter

Houston - Ward 30 yd run (Cummings kick), 14:20 (9-80, 3:09)

Houston - Birden 1 yd run (Cummings kick), 9:11 (9-61, 3:22)

Houston - McCloskey 3 yd pass from Ward (Cummings kick), 5:36 (6-60, 2:26)

Houston - Dunbar 15 yd pass from Ward (Cummings kick), 1:37 (6-86, 2:23)

UConn - Thomas 62 yd pass from Shirreffs (Puyol kick), 0:30 (4-79, 1:07)

#### Third Quarter

Houston - Ward 10 yd run (Cummings kick), 11:47 (9-74, 3:13)

Houston - Bonner 4 yd pass from Ward (Cummings kick), 4:58 (10-87, 3:57)

#### Fourth Quarter

UConn - Shirreffs 1 yd run (Puyol kick), 8:42 (4-67, 1:18)

HOUSTON - Senior wide receiver Noel Thomas, Jr. (Norwalk, Conn.) had a career-high 135 yards receiving redshirt junior quarterback Bryant Shirreffs (Jefferson, Ga.) passed for 239 as Houston handed the Huskies a 42-14 defeat on Thursday night before a crowd of 40,873 at TDECU Stadium.

Houston, currently ranked sixth in the country, is now 5-0 on the season and 2-0 in the American Athletic Conference while the Huskies drop to 2-3 overall and 0-2 in the league.

Thomas now has 129 career receptions, which is ninth in school career history, and 1,579, which is 12th.

Sophomore wide receiver Hergy Mayala (Montreal, Que.) also had six receptions for 92 yards - both career highs.

Junior Vontae Diggs (Downers Grove, Ill.) had a career-high 12 tackles to lead UConn while senior Obi Melifonwu (South Grafton, Mass) had 11 for his four-straight double-figure tackle game.

Greg Ward Jr. threw for a career-high 389 yards and accounted for five touchdowns in just more than three quarters. The victory was a bit of redemption for the Cougars, whose only loss last season came in a 20-17 defeat by the Huskies when they were 10-0.

Ward didn't start that game, and there was a moment early in the second quarter when he took a hard hit on a flea-flicker and had to leave the game. He missed just one play before returning and showed no ill effects, leading the Cougars on three more touchdown drives in the half to leave Houston up 28-7 at halftime.

Ward had touchdown runs of 30 and 10 yards and threw scoring passes of three, 15 and four yards. He was replaced by Kyle Postma with 12 minutes remaining.

The Huskies didn't commit any turnovers after being plagued by them in recent weeks.

### CONNECTICUT INDIVIDUAL LEADERS

Rushing	No	Gain	Loss	Net	TD	Lg
Thomas	3	22	0	22	0	17
Newsome	6	13	0	12	0	4
Shirreffs	10	25	13	12	1	9
Passing	Com-Att-Int	Yds	TD	Lg		
Shirreffs	13-29-0	239	1	62		
Anderson	3-7-0	34	0	16		
Receiving	No	Yds	TD	Lg		
Thomas	6	135	1	62		
Mayala	6	92	0	34		
Davis	2	18	0	15		
McLean	1	16	0	16		
Punting	No	Yds	Avg	Lg	In20	
Wain	12	493	41.3	51	5	
Field Goal Attempts						
Defense	UT-AT-TT	TFL	Sk	Int		
Diggs	7-5-12	0.5				
Melifonwu	5-6-11	0.5				
Watkins	5-4-9					
Joseph	5-3-8					
Summers	4-3-7	1.0				

### HOUSTON INDIVIDUAL LEADERS

Rushing	No	Gain	Loss	Net	TD	Lg
Ward Jr.	12	75	10	65	2	30
Birden	9	27	0	27	1	6
Bonner	3	12	0	12	0	7
Passing	Com-Att-Int	Yds	TD	Lg		
Ward Jr.	32-38-0	389	3	48		
Postma	8-10-0	37	0	12		
Receiving	No	Yds	TD	Lg		
Bonner	12	159	1	37		
Allen	7	85	0	19		
King	7	32	0	9		
Dunbar	5	97	1	48		
Punting	No	Yds	Avg	Lg	In20	
Roy	7	295	42.1	53	3	
Field Goal Attempts						
Defense	UT-AT-TT	TFL	Sk	Int		
Williams	4-1-5					
Davis	4-1-5	2.5	1.0			
Oliver	3-2-5	1.0	1.0			
Winchester	4-0-4					
Wilson	3-1-4					

### UCONN STARTERS & PARTICIPANTS

OFFENSE STARTERS		DEFENSE STARTERS	
WR	1 Mayala	DT	93 Fatukasi
WR	5 Thomas	DE	57 Ormsby
LT	65 Peart	DT	92 Myers
LG	77 Rutherford	DE	15 Carrezola
C	63 Crozier	LB	13 Diggs
RG	71 Levy	LB	11 Joseph
RT	53 Knappe	LB	36 Walsh
QB	4 Shirreffs	CB	6 J. Williams
TE	86 Bloom	S	29 Watkins, Ant.
TE	80 Myers	S	20 Melifonwu
TB	22 Newsome	CB	21 Summers

Total Participants 1B-GREEN, John, 1J-MURPHY, Kevin, 2-BEALS, Tyraig, 3-JOHNSON, Ron, 7-ANDERSON, Garr, 8-McLEAN, Aaron, 9-DAVIS, Tyler, 10-STAPLETON, Cam, 12-LEVENBERRY, E.J., 16-McALLISTER, Br., 17-PUYOL, Bobby, 18-LEMELLE, Brian, 27-VITALE, Nick, 30-STEVENS, Jalen, 31-ROBINSON IV, Jo, 32-GARLAND, Aaron, 33-BRITTON, Chris, 34-ALLMENDINGER, T, 41-TERRY, Marsha, 42-WAIN, Justin, 48-THOMPSON, Jason, 50-LAWLEY, Sher, 51-ZECCHINO, Nick, 55-HICKS, Jon, 58-OKOUNAM, Phil, 61-TABUR, Tom, 62-HOPKINS, Thomas, 72-VECHERY, Brend., 73-HASHEMI, Steve, 84-CONEY, Bryan, 90-HOLMAN, Zordan, 94-LENSANDER, Nich,

# GAME 6 VS CINCINNATI



2017 UCONN FOOTBALL MEDIA GUIDE

## GAME #6 • OCTOBER 8, 2016



20

CONNECTICUT



9

CINCINNATI

PRATT & WHITNEY STADIUM  
AT RENTSCHLER FIELD • EAST HARTFORD, CONN

### TEAM STATISTICS

	CIN	UCONN
FIRST DOWNS	22	21
Rushing	2	8
Passing	18	10
Penalty	2	3
NET YARDS RUSHING	2	188
Rushing Attempts	22	41
Average Per Rush	0.1	4.6
Rushing Touchdowns	0	0
Yards Gained Rushing	39	202
Yards Lost Rushing	37	14
NET YARDS PASSING	315	224
Completions-Attempts-Int	29-56-1	18-33-2
Average Per Attempt	5.6	6.8
Average Per Completion	10.9	12.4
Passing Touchdowns	0	2
TOTAL OFFENSE YARDS	317	412
Total offense plays	78	74
Average Gain Per Play	4.1	5.6
Fumbles: Number-Lost	3-0	2-0
Penalties: Number-Yards	5-57	8-69
PUNTS-YARDS	5-190	4-157
Average Yards Per Punt	38.0	39.2
Net Yards Per Punt	34.0	39.2
Inside 20	2	3
50+ Yards	0	0
Touchbacks	1	0
Fair catch	4	2
KICKOFFS-YARDS	4-257	5-325
Average Yards Per Kickoff	64.2	65.0
Net Yards Per Kickoff	43.0	41.4
Touchbacks	2	4
Punt returns: Number-Yards-TD	0-0-0	0-0-0
Average Per Return	0.0	0.0
Kickoff returns: Number-Yds-TD	1-18-0	2-35-0
Average Per Return	18.0	17.5
Interceptions: Number-Yds-TD	2-38-0	1-6-0
Fumble Returns: Number-Yds-TD	0-0-0	0-0-0
Miscellaneous Yards	0	0
Possession Time	24:29	35:31
1st Quarter	7:04	7:56
2nd Quarter	6:35	8:25
3rd Quarter	5:23	9:37
4th Quarter	5:27	9:33
Third-Down Conversions	5 of 15	7 of 16
Fourth-Down Conversions	0 of 2	1 of 1
Red-Zone Scores-Chances	3-3	2-2
Touchdowns	0-3	0-2
Field goals	3-3	2-2
Sacks By: Number-Yards	2-3	3-13
PAT Kicks	0-0	2-2

Cincinnati (3-3) 0 9 0 0 - 9

UConn (3-3) 0 7 10 3 - 20

#### Second Quarter

Cincinnati - Pasley 25 yd FG, 13:10 (10-57, 3:06)

Cincinnati - Pasley 43 yd FG, 11:26 (4--10, 0:55)

Cincinnati - Pasley 26 yd FG, 7:05 (10-56, 2:51)

UConn - Beals 59 yd pass from Shirreffs (Puyol kick), 0:28 (1-59, 0:10)

#### Third Quarter

UConn - Thomas 26 yd pass from Shirreffs (Puyol kick), 6:29 (13-88, 6:22)

UConn - Puyol 30 yd FG, 0:41 (5-76, 3:13)

#### Fourth Quarter

UConn - Puyol 23 yd FG, 3:08 (16-74, 6:49)

EAST HARTFORD, Conn. - UConn junior quarterback Bryant Shirreffs (Jefferson, Ga.) passed for 224 yards and two touchdowns and rushed for another 52 to lead the UConn football team to a 20-9 win over Cincinnati on Saturday before a crowd of 24,169 at Pratt & Whitney Stadium at Rentschler Field.

The Huskies improve their record to 3-3 with the win and are 1-2 in the American Athletic Conference while the Bearcats are also 3-3 with a 0-3 league mark.

The UConn defense was impressive all day as it limited Cincinnati to just two rushing yards and a minus-20 mark over the last three quarters. The minus-two yards was the sixth-best rushing defense day in UConn school history and the best since it held Rutgers to minus-nine in 2011.

Cincinnati went out to a 9-0 lead in the game on three second-quarter field goal from Josh Pasley - of 25, 43 and 26 yards. The UConn defense was tough on the goal line as Cincinnati failed to convert two first-and-goals and a first-and-ten from the UConn 25 into touchdowns.

The Huskies got a spark at the end of the first half as Shirreffs connected with sophomore Tyraiq Beals (East Orange, N.J.) on a 59-yard touchdown pass with 28 second left to halftime for a 9-7 score at intermission.

All the scoring belonged to UConn in the second half as the Huskies took the lead on a 26-yard TD pass from Shirreffs to senior wide receiver Noel Thomas (Norwalk, Conn.) that capped a 13 play-88 yard drive to make it 14-9 Huskies with 6:29 to play in the third quarter.

Thomas led UConn in receiving with nine receptions for 108 yards - his third-straight 100-yard receiving game and his fourth of the season and fifth of his career.

Senior kicker Bobby Puyol (North Palm Beach, Fla.) rounded out the scoring with a 30-yard field goal with 41 seconds to go in the third quarter and a 23-yard with 3:08 to play. Both field goals came after time consuming drives - the first was 3:13 and covered 76 yards while the final one took 16 plays, 74 yards in 6:49.

That first FG drive featured a 67-yard rush from the UConn 11-yard line by junior running back Akreel Newsome (Ansonia, Conn.), who finished the day with 14 carries to lead all rushers with 116 yards. It was the third 100-yard rushing game of Newsome's career.

Cincinnati QB Hayden Moore, coming back from an ankle injury, threw for 315 yards, but was intercepted twice.

UConn's last win over Cincinnati came in November 2010, the season the Huskies ended up in the Tostitos Fiesta Bowl.

### CONNECTICUT INDIVIDUAL LEADERS

Rushing	No	Gain	Loss	Net	TD	Lg
Newsome	14	117	1	116	0	67
Shirreffs	18	61	9	52	0	10
Johnson	4	21	0	21	0	10
Passing	Com-Att-Int	Yds	TD	Lg		
Shirreffs	18-33-2	224	2	59		
Receiving	No	Yds	TD	Lg		
Thomas	9	108	1	26		
Newsome	4	12	0	6		
Beals	2	68	1	59		
Mayala	1	20	0	20		
Punting	No	Yds	Avg	Lg	In20	
Wain	4	157	39.2	45	3	

#### Field Goal Attempts

Puyol, Bobby 1st 01:16 52 yds - Missed  
Puyol, Bobby 3rd 00:41 30 yds - Good  
Puyol, Bobby 4th 03:08 23 yds - Good

#### Defense

UT-AT-TT	TFL	Sk	Int
Williams	6-3-9		
Green	7-0-7		
Levenberry	4-2-6		
Summers	4-1-5		

### CINCINNATI INDIVIDUAL LEADERS

Rushing	No	Gain	Loss	Net	TD	Lg
Green	6	17	2	15	0	7
Lewis	2	13	0	13	0	9
Boone	6	7	0	7	0	3
Passing	Com-Att-Int	Yds	TD	Lg		
Moore	29-56-1	315	0	27		
Receiving	No	Yds	TD	Lg		
Gray	9	98	0	20		
Lewis	6	57	0	14		
Cole	5	76	0	27		
Boone	3	23	0	9		
Punting	No	Yds	Avg	Lg	In20	
Geraci	5	190	38.0	44	2	

#### Field Goal Attempts

PASLEY, Josh 2nd 13:10 25 yds - Good  
PASLEY, Josh 2nd 11:26 43 yds - Good  
PASLEY, Josh 2nd 07:05 26 yds - Good

#### Defense

UT-AT-TT	TFL	Sk	Int
Wilson	2-8-10		
Edwards	7-2-9		
Kinard	3-4-7	1.5	1.0
Tyson	1-6-7		
Gilbert	4-2-6	1.5	1.0
Broughton	3-1-4		

### UCONN STARTERS & PARTICIPANTS

OFFENSE STARTERS		DEFENSE STARTERS	
WR	1 Mayala	DT	93 Fatukasi
WR	5 Thomas	DE	57 Ormsby
LT	65 Peart	DT	92 Myers
LG	62 Hopkins, Th.	DE	15 Carrezola
C	63 Crozier.	LB	30 Stevens
RG	71 Levy	LB	11 Joseph
RT	53 Knappe	LB	36 Walsh
QB	4 Shirreffs	CB	6 J. Williams
TE	86 Bloom	S	1B Green
WR	18 Lemelle	S	20 Melifonwu
TB	48 Thompson	CB	21 Summers

Total Participants: 2-BEALS, Tyraiq; 3-JOHNSON, Ron; 7-ANDERSON, Garr.; 8-MCLEAN, Aaron; 9-DAVIS, Tyler; 10-STAPLETON, Cam; 12-LEVENBERRY, E.J.; 13-DIGGS, Vontae; 16-McALLISTER, Br.; 17-PUYOL, Bobby; 22-NEWSOME, Akreel; 27-VITALE, Nick; 31-ROBINSON IV, Jo; 32-GARLAND, Aaron; 33-BRITTON, Chris; 34-ALLMENDINGER, T.; 35-SOWA, Luke; 40-TARBUTT, Mich.; 41-TERRY, Marsha; 42-WAIN, Justin; 50-LAWLEY, Sher.; 51-ZECCHINO, Nick; 52-WILLIAMS, Rich.; 55-HICKS, Jon; 70-DeGEORGE, Cam; 72-VECHERY, Brend.; 73-HASHEMI, Steve; 77-RUTHERFORD, Tr.; 79-SCHAFENACKER, K.; 80-MYERS, Tommy; 83-VERNIERI, T.J.; 84-CONEY, Brayn; 89-LEE, Chris.



# GAME 7 AT USF

2017 UCONN FOOTBALL MEDIA GUIDE

## GAME #7 • OCTOBER 15, 2016



# 27

CONNECTICUT



# 42

USF

## RAYMOND JAMES STADIUM • TAMPA, FLA.

### TEAM STATISTICS

	UCONN	USF
FIRST DOWNS	20	26
Rushing	7	15
Passing	11	11
Penalty	2	0
NET YARDS RUSHING	72	216
Rushing Attempts	36	47
Average Per Rush	2.0	6.7
Rushing Touchdowns	1	4
Yards Gained Rushing	113	319
Yards Lost Rushing	21	3
NET YARDS PASSING	306	213
Completions-Attempts-Int	22-39-0	23-37-0
Average Per Attempt	7.8	5.8
Average Per Completion	13.9	9.3
Passing Touchdowns	2	2
TOTAL OFFENSE YARDS	378	529
Total offense plays	75	84
Average Gain Per Play	5.0	6.3
Fumbles: Number-Lost	0-0	4-2
Penalties: Number-Yards	3-20	4-36
PUNTS-YARDS	9-361	4-162
Average Yards Per Punt	40.1	40.5
Net Yards Per Punt	30.0	38.5
Inside 20	2	0
50+ Yards	1	0
Touchbacks	0	0
Fair catch	4	3
KICKOFFS-YARDS	6-340	7-454
Average Yards Per Kickoff	56.7	64.9
Net Yards Per Kickoff	35.8	41.4
Touchbacks	5	4
Punt returns: Number-Yards-TD	1-8-0	2-1-0
Average Per Return	8.0	0.5
Kickoff returns: Number-Yds-TD	3-64-0	0-0-0
Average Per Return	21.3	0.0
Interceptions: Number-Yds-TD	2-0-0	0-0-0
Fumble Returns: Number-Yds-TD	2-0-0	0-0-0
Miscellaneous Yards	0	0
Possession Time	32:16	27:44
1st Quarter	10:27	4:33
2nd Quarter	7:09	7:51
3rd Quarter	6:05	8:55
4th Quarter	8:35	6:25
Third-Down Conversions	3 of 15	8 of 16
Fourth-Down Conversions	4 of 18	3 of 4
Red-Zone Scores-Chances	4-4	2-3
Touchdowns	2-4	2-3
Field goals	1-3	0-3
Sacks By: Number-Yards	1-3	5-29
PAT Kicks	3-3	6-6

UConn (3-4)	3	0	14	10	-	27
USF (6-0)	7	7	7	21	-	42

#### First Quarter

UConn - Puyol 26 yd FG, 8:04 (15-66, 6:56)  
USF - Flowers 54 yd run (Nadelman kick), 7:35 (2-75, 0:29)

#### Second Quarter

USF - Flowers 8 yd run (Nadelman kick), 2:22 (4-49, 0:38)

#### Third Quarter

UConn - Newsome 70 yd pass from Shirreffs (Puyol kick), 13:41 (1-70, 0:11)  
UConn - Newsome 4 yd run (Puyol kick), 12:38 (3-26, 0:54)  
USF - Flowers 8 yd run (Nadelman kick), 5:30 (12-65, 3:53)

#### Fourth Quarter

USF - Scantling 26 yd pass from Flowers(Nadelman kick), 12:38 (5-55, 1:27)  
UConn - Puyol 26 yd FG, 8:12 (12-79, 4:26)  
USF - Wilcox 29 yd pass Flowers (Nadelman kick), 4:21 (10-75, 3:51)  
USF - Mack 34 yd run (Nadelman kick), 2:57 (1-34, 0:10)

UConn - Bloom 4 yd pass Shirreffs (Puyol kick), 0:57 (7-75, 2:00)

TAMPA - USF quarterback Quinton Flowers passed for two touchdowns and ran for three more as the Bulls had 316 yards rushing and defeated the UConn football team by a 42-27 score on Saturday night before a crowd of 30,297 at Raymond James Stadium.

USF improves to 6-3 on the season and 3-0 in the American Athletic Conference while the Huskies are 3-4 overall and 1-3 in the league.

The Huskies trailed 14-3 at the half, but scored two touchdowns in the first 2:22 of the second half to take a 17-14 lead. Both TDs came off of turnover forced by the Husky defense.

The first TD came on a 70-yard pass from redshirt junior quarterback Bryant Shirreffs (Jefferson, Ga.) to junior running back Arkeel Newsome (Ansonia, Conn.). The 70-yard completion was the longest of Shirreffs' career. That TD was setup by an interception from senior redshirt safety Obi Melifonwu (South Grafton, Mass.).

UConn took the lead on a four-yard TD run by Newsome that was setup by a USF fumble at its own 26 that was forced by redshirt junior linebacker E.J. Levenberry (Woodbridge, Va.) and recovered by Melifonwu. USF took the lead for good on an eight-yard TD run by Flowers with 5:30 to go in the third quarter. Newsome led UConn in rushing with 72 yards while Shirreffs was 22 of 39 for 306 yards and two touchdowns. Senior Noel Thomas (Norwalk, Conn.) had 12 receptions.

Flowers was 22 of 37 in the air with two interceptions and rushed for 160 yards. Running back Marlon Mack added 107 yards of rushing and one TD.

### CONNECTICUT INDIVIDUAL LEADERS

Rushing	No	Gain	Loss	Net	TD	Lg
Newsome	15	75	3	72	1	17
Johnson	6	20	0	20	0	7
Shirreffs	15	18	38	-20	0	6
Passing	Com-Att-Int	Yds	TD	Lg		
Shirreffs	22-39-0	306	2	70		
Receiving	No	Yds	TD	Lg		
Thomas	12	127	0	23		
Newsome	3	90	1	70		
Lemelle	3	58	0	33		
Bloom	3	27	1	17		
Punting	No	Yds	Avg	Lg	In20	
Wain	9	361	40.1	47	3	

#### Field Goal Attempts

PUYOL, Bobby 1st 08:04 26 yards Good  
PUYOL, Bobby 4th 08:12 26 yards Good

#### Defense

UT-AT-T	TFL	Sk	Int
Joseph	6-3-9		
Diggs	5-4-9	1.0	
Carrezola	6-1-7	1.5	
Melifonwu	6-1-7		
Walsh	5-2-7		

### USF INDIVIDUAL LEADERS

Rushing	No	Gain	Loss	Net	TD	Lg
Flowers	16	160	3	157	3	54
Mack	16	107	0	107	1	34
Johnson	8	28	0	28	0	8
Passing	Com-Att-Int	Yds	TD	Lg		
Flowers	23-37-2	213	2	37		
Receiving	No	Yds	TD	Lg		
Adams	7	43	0	31		
Mack	2	75	0	37		
McCants	2	17	0	8		
Wilcox	1	36	1	29		
Scantling	1	26	1	26		
Punting	No	Yds	Avg	Lg	In20	
Hernandez	4	162	40.5	47	0	

#### Field Goal Attempts

Defense	UT-AT-T	TFL	Sk	Int
Sanchez	8-3-11	3.0	3.0	
Thomas	7-0-7	2.0	1.0	
Ward	3-2-5			
Fullwood	4-0-4	1.0		
McGee	3-1-4	0.5		

### UCONN STARTERS & PARTICIPANTS

OFFENSE STARTERS				DEFENSE STARTERS			
WR	2	Beals	DT	93	Fatukasi		
WR	5	Thomas	DE	57	Ormsby		
LT	65	Peart	DT	92	Myers		
LG	63	Crozier	DE	15	Carrezola		
C	62	Hopkins, Th.	LB	13	Diggs		
RG	71	Levy	LB	11	Joseph		
RT	53	Knappe	LB	36	Walsh		
QB	4	Shirreffs	CB	6	J. Williams		
TE	86	Bloom	S	1B	Green		
WR	18	Lemelle	S	20	Melifonwu		
TB	22	Newsome	CB	21	Summers		

1J-MURPHY, Kevin, 1B-GREEN, John, 3-JOHNSON, Ron, 6-McLEAN, Aaron, 9-DAVIS, Tyler, 10-STAPLETON, Cam, 12-LEVENBERRY, E.J., 16-McALLISTER, Br., 17-PUYOL, Bobby, 27-VITALE, Nick, 31-ROBINSON IV, Jo, 32-GARLAND, Aaron, 33-BRITTON, Chris, 34-ALLMENDINGER, T, 35-SOWA, Luke, 41-TERRY, Marsha, 42-WAIN, Justin, 48-THOMPSON, Jason, 50-LAWLEY, Sher., 51-ZECCHINO, Nick, 55-HICKS, Jon, 73-HASHEMI, Steve, 77-RUTHERFORD, Tr., 79-SCHAFENACKER, K, 80-MYERS, Tommy, 84-CONEY, Bryan, 99-MARINAN, Sean.



### GAME #8 • OCTOBER 22, 2016



# 16

CONNECTICUT



# 24

UCF

### PRATT & WHITNEY STADIUM AT RENTSCHLER FIELD • EAST HARTFORD, CONN

#### TEAM STATISTICS

	UCF	UCONN
FIRST DOWNS	22	24
Rushing	4	13
Passing	17	11
Penalty	1	0
NET YARDS RUSHING	83	171
Rushing Attempts	30	45
Average Per Rush	2.8	3.8
Rushing Touchdowns	0	1
Yards Gained Rushing	113	191
Yards Lost Rushing	30	20
NET YARDS PASSING	317	242
Completions-Attempts-Int	29-45-0	18-35-0
Average Per Attempt	7.0	6.9
Average Per Completion	10.9	13.4
Passing Touchdowns	3	0
TOTAL OFFENSE YARDS	400	413
Total offense plays	75	80
Average Gain Per Play	5.3	5.2
Fumbles: Number-Lost	0-0	0-0
Penalties: Number-Yards	5-24	4-30
PUNTS-YARDS	5-192	5-175
Average Yards Per Punt	38.4	35.0
Net Yards Per Punt	38.4	31.0
Inside 20	2	0
50+ Yards	0	1
Touchbacks	0	1
Fair catch	4	1
KICKOFFS-YARDS	5-264	5-309
Average Yards Per Kickoff	52.8	61.8
Net Yards Per Kickoff	34.2	49.8
Touchbacks	1	2
Punt returns: Number-Yards-TD	0-0-0	0-0-0
Average Per Return	0.0	0.0
Kickoff returns: Number-Yds-TD	2-10-0	4-68-0
Average Per Return	5.0	17.0
Interceptions: Number-Yds-TD	0-0-0	0-0-0
Fumble Returns: Number-Yds-TD	0-0-0	0-0-0
Miscellaneous Yards	0	0
Possession Time	26:46	33:14
1st Quarter	5:40	9:20
2nd Quarter	5:31	9:29
3rd Quarter	8:29	6:31
4th Quarter	7:06	7:54
Third-Down Conversions	5 of 17	5 of 17
Fourth-Down Conversions	2 of 4	1 of 3
Red-Zone Scores-Chances	1-2	4-6
Touchdowns	1-2	1-6
Field goals	0-2	3-6
Sacks By: Number-Yards	1-10	1-11
PAT Kicks	3-3	1-1

UCF (4-3) 0 14 7 3 - 24

UConn (3-5) 6 10 0 0 - 16

#### First Quarter

UConn - Puyol 22 yd FG, 9:01 (12-68, 5:59)

UConn - Puyol 33 yd FG, 3:29 (7-25, 3:03)

#### Second Quarter

UConn - Newsome 3 yd run (Puyol kick), 9:41 (7-60, 2:45)

UCF - Snelson 22 yd pass from Milton (Wright kick), 6:50 (8-93, 2:51)

UConn - Puyol 35 yd FG, 1:25 (13-45, 5:25)

UCF - Atkins 19 yd pass from Milton (Wright Kick), 0:01, 9-75, 1:24)

#### Third Quarter

UCF - Killins 29 yd pass from Milton (Wright kick), 12:27 (7-875, 2:33)

#### Fourth Quarter

UCF - Wright yd FG, 14:15 (11-48, 3:59)

EAST HARTFORD, Conn. -- UCF quarterback McKenzie Milton threw for a season-high 317 yards and three touchdowns to lead Knights to a 24-16 win over the UConn football team before a crowd of 28,008 (tickets distributed) at Pratt & Whitney Stadium at Rentschler Field on Saturday. UConn falls to 3-5 on the season and 1-4 in the American Athletic Conference while UCF is 4-3 overall and 2-1 in the league.

Milton completed 29 of 45 passes and the Knights moved over the .500 mark by scoring 17 unanswered points and holding the Huskies scoreless in the second half.

UConn junior tailback Arkeel Newsome (Ansonia, Conn.) ran 21 times for 101 yards and senior wide receiver Noel Thomas (Norwalk, Conn.) had his fifth straight 100-yard receiving game for UConn, catching nine passes for 165 yards.

UConn senior kicker Bobby Puyol (North Palm Beach, Fla.) gave the Huskies a 6-0 lead with field goals of 22 and 33-yards in the first quarter. The Huskies made it 13-0 on a three-yard TD run by Newsome with 9:41 left in the second quarter that capped a seven play-60 yard drive.

After UCF got on the board with a 22-yard pass from Milton to Dredrick Snelson that made it 13-7, Puyol connected on a 35-yard to make it 16-7 Huskies with 1:25 left in the half. UCF cut the halftime margin to two with a 19 yard TD pass from Milton to Jordan Atkins with a second left.

The only scoring in the second half was done by UCF with a 39-yard TD pass from Milton to Adrian Killins early in the second half and a 50-yard field goal by Matthew Wright 45 seconds into the fourth quarter. UConn moved the ball to the UCF 10 late in the game but could not get any closer.

UConn redshirt junior quarterback Bryant Shirreffs (Jefferson, Ga.) was 18 of 34 in the air for 242 yards. Redshirt junior cornerback Jhavon Williams (Delray Beach, Fla.) led UConn in tackles with nine.

#### CONNECTICUT INDIVIDUAL LEADERS

Rushing	No	Gain	Loss	Net	TD	Lg
Newsome	21	110	9	101	1	21
Shirreffs	13	49	0	49	0	11
Johnson	9	31	1	30	0	13

Passing	Com-Att-Int	Yds	TD	Lg
Shirreffs	18-34-0	242	0	33
Johnson	0-1-0	0	0	0

Receiving	No	Yds	TD	Lg
Thomas	9	165	0	33
Bloom	2	20	0	11
Lemelle	2	19	0	14
Newsome	2	17	0	12

Punting	No	Yds	Avg	Lg	In20
Wain	5	175	35.0	56	0

#### Field Goal Attempts

Puyol, Bobby	1st 09:01	22 yds - Good
Puyol, Bobby	1st 03:29	33 yds - Good
Puyol, Bobby	2nd 01:25	35 yds - Good
Puyol, Bobby	3rd 03:14	31 yds - Missed

Defense	UT-AT-TT	TFL	Sk	Int
Williams	6-3-9			
Melifonwu	5-2-7	0.5		
Myers	4-3-7			

#### UCF INDIVIDUAL LEADERS

Rushing	No	Gain	Loss	Net	TD	Lg
Wilson	11	60	3	57	0	30
Milton	8	37	12	25	0	10
Hamilton	6	16	0	16	0	6

Passing	Com-Att-Int	Yds	TD	Lg
Milton	29-45-0	317	3	40

Receiving	No	Yds	TD	Lg
Snelson	5	63	1	22
Atkins	5	54	1	21
Oldham	4	72	0	40
Smith	4	36	0	12
Killins	3	36	0	39

Punting	No	Yds	Avg	Lg	In20
Houston	5	192	38.4	46	2

#### Field Goal Attempts

WRIGHT, Matthew	1st 00:18	31 yds - Missed
WRIGHT, Matthew	4th 14:15	50 yds - Good

Defense	UT-AT-TT	TFL	Sk	Int
Griffin	5-5-10	0.5		
Mutcherson	6-3-9			
Clarke	6-3-9	1.0	1.0	
Drico	7-0-7			
Rucker	3-4-7			

#### UCONN STARTERS & PARTICIPANTS

OFFENSE STARTERS			DEFENSE STARTERS		
WR	2	Beals	DT	93	Fatukasi
WR	5	Thomas	DE	57	Ormsby
LT	65	Pearl	DT	92	Myers
LG	71	Levy	DE	15	Carrezola
C	63	Crozier	LB	13	Diggs
RG	77	Rutherford	LB	11	Joseph
RT	53	Knappe	LB	36	Walsh
QB	4	Shirreffs	CB	6	J. Williams
TE	86	Bloom	S	1B	Green
WR	18	Lemelle	S	20	Melifonwu
TB	22	Newsome	CB	21	Summers

1J-MURPHY, Kevin, 3-JOHNSON, Ron, 7-ANDERSON, Garr., 8-McLEAN, Aaron, 9-DAVIS, Tyler, 10-STAPLETON, Cam, 12-LEVENBERRY, E.J., 16-McALLISTER, Br., 17-PUYOL, Bobby, 27-VITALE, Nick, 29-WATKINS, Anth., 31-ROBINSON IV, Jo, 32-GARLAND, Aaron, 33-BRITTON, Chris, 34-ALLMENDINGER, T, 35-SOWA, Luke, 42-WAIN, Justin, 48-THOMPSON, Jason, 50-LAWLEY, Sher., 51-ZECCHINO, Nick, 55-HICKS, Jon, 62-HOPKINS, Thomas, 72-VECHERY, Brend., 73-HASHEMI, Steve, 79-SCHAFENACKER, K, 80-MYERS, Tommy, 82-DONALDSON, Mas., 84-CONEY, Brayn, 89-LEE, Chris, 90-HOLMAN, Zordan, 99-MARINAN, Sean, Bloom, 90 C. Lee, 92 Myers, 99 Marinar



# GAME 9 AT EAST CAROLINA

2017 UCONN FOOTBALL MEDIA GUIDE

## GAME #9 • OCTOBER 29, 2016



# 3

CONNECTICUT



# 41

EAST CAROLINA

## DOWDY-FICKLEN STADIUM GREENVILLE, N.C.

### TEAM STATISTICS

	UCONN	ECU
FIRST DOWNS	14	25
Rushing	4	8
Passing	9	16
Penalty	1	1
NET YARDS RUSHING	89	136
Rushing Attempts	31	40
Average Per Rush	2.9	3.4
Rushing Touchdowns	0	1
Yards Gained Rushing	118	152
Yards Lost Rushing	29	16
NET YARDS PASSING	206	294
Completions-Attempts-Int	18-35-2	33-47-0
Average Per Attempt	5.9	6.3
Average Per Completion	11.4	8.9
Passing Touchdowns	0	4
TOTAL OFFENSE YARDS	295	430
Total offense plays	66	87
Average Gain Per Play	4.5	4.9
Fumbles: Number-Lost	1-1	1-0
Penalties: Number-Yards	4-34	5-35
PUNTS-YARDS	4-170	5-230
Average Yards Per Punt	42.5	46.0
Net Yards Per Punt	42.8	36.0
Inside 20	0	3
50+ Yards	0	1
Touchbacks	0	2
Fair catch	3	1
KICKOFFS-YARDS	6-147	8-370
Average Yards Per Kickoff	65.0	58.8
Net Yards Per Kickoff	40.0	37.2
Touchbacks	2	1
Punt returns: Number-Yards-TD	0-0-0	1--1-0
Average Per Return	0.0	-1.0
Kickoff returns: Number-Yds-TD	6-147-0	0-0-0
Average Per Return	24.5	0.0
Interceptions: Number-Yds-TD	0-0-0	2-32-0
Fumble Returns: Number-Yds-TD	0-0-0	0-0-0
Miscellaneous Yards	0	0
Possession Time	27:29	32:31
1st Quarter	6:20	8:40
2nd Quarter	10:02	4:58
3rd Quarter	5:11	9:49
4th Quarter	5:56	9:04
Third-Down Conversions	5 of 15	6 of 17
Fourth-Down Conversions	0 of 4	3 of 4
Red-Zone Scores-Chances	1-1	5-5
Touchdowns	0-1	4-5
Field goals	1-1	1-5
Sacks By: Number-Yards	1-8	4-18
PAT Kicks	0-0	5-5

UConn (3-6)	0	3	0	0	-	3
East Carolina (3-5)	7	7	17	10	-	41

#### First Quarter

ECU - Summers 4 yd pass from Nelson (Plowman Kick), 8:38 (13-68, 4:45)

#### Second Quarter

UConn - Puyol 34 yd FG, 3:14 (9-71, 4:40)

ECU - Nelson 2 yd pass from Jones (Pullman kick), 00:45 (13-75, 2:29)

#### Third Quarter

ECU - Plowman 39 ud field goal, 12:42 (10-54, 2:18)

UConn - Summers 1 yd run (Pullman kick), 5:52 (13-72, 4:35)

ECU - Jones pass from Nelson (Plowman kick), 5:22 (2-9, 0:30)

#### Fourth Quarter

ECU - Williams 31 yd pass from Summers, 14:52 (5-63, 2:34)

ECU - Pullman 25 yd FG, 8:30 (4--3, 2:18)

GREENVILLE, N.C. - The East Carolina football team defeated UConn by a score of 41-3 on Saturday afternoon before a crowd of 41,370 at Dowdy-Finken Stadium. UConn falls to 3-6 on the season and 1-5 in the American Athletic Conference while the Pirates are 3-5 and 1-3.

UConn senior wide receiver Noel Thomas (Norwalk, Conn.) had seven receptions for 135 yards to lead the Huskies. He now has 83 receptions this season, which is second-highest in UConn single-season history as Mark Didio holds the record with 88 in 1991.

Thomas also has 166 career receptions, which is fifth in school history. Thomas now has 100-yard receiving games in six-straight games, seven this season and eight in his career.

UConn's only point in the game came on a 34-yard field goal by senior Bobby Puyol (North Palm Beach, Fla.) with 3:14 left in the half that made it 7-3 ECU. The Pirates, who scored a TD on their first possession of the game, made it a 14-3 halftime lead when they scored on a two-yard pass.

ECU wide receiver Zay Jones moved into second place on the all-time NCAA reception list with 19 catches for 185 yards and a touchdown. The 19 catches were the most ever by a UConn opponent in a game. Jones now has 355 career catches, six more than former Oklahoma receiver Ryan Broyles, trailing only the 387 catches tallied by his former East Carolina teammate Justin Hardy.

East Carolina QB Philip Nelson threw for 253 yards and two scores for the Pirates, who snapped a five-game losing streak. UConn redshirt junior quarterback Bryant Shirreffs (Jefferson, Ga.) was 16 of 30 for 180 yards.

### CONNECTICUT INDIVIDUAL LEADERS

Rushing	No	Gain	Loss	Net	TD	Lg
Shirreffs	14	65	19	46	0	21
Anderson	2	17	0	17	0	14
Newsome	10	20	5	15	0	7

Passing	Com-Att-Int	Yds	TD	Lg
Shirreffs	16-30-2	180	0	49
Anderson	2-5-0	26	0	18

Receiving	No	Yds	TD	Lg
Thomas	7	135	0	49
Newsome	5	46	0	23
Lemelle	2	13	0	8

Punting	No	Yds	Avg	Lg	In20
Wain	4	170	42.5	47	0

#### FIELD GOAL ATTEMPTS

PUYOL, Bobby 2nd 10:22 46 yards Missed  
PUYOL, Bobby 2nd 03:14 34 yards Good

Defense	UT-AT-TT	TFL	Sk	Int
Melifonwu	4-6-10	1.0	1.0	
Myers	4-6-10			1
Fatukasi	3-7-10			
Walsh	3-5-8			

### EAST CAROLINA INDIVIDUAL LEADERS

Rushing	No	Gain	Loss	Net	TD	Lg
Summers	19	85	1	84	1	13
Anderson	4	32	0	32	0	23
Furlow	5	23	0	23	0	6

Passing	Com-Att-Int	Yds	TD	Lg
Nelson	29-41-0	253	2	21
Minshew	2-4-0	8	0	8

Receiving	No	Yds	TD	Lg
Jones	19	185	1	21
Williams	6	71	1	31
Farrier	2	15	0	10

Punting	No	Yds	Avg	Lg	In20
Gregory	5	230	46.0	53	3

#### Field Goal Attempts

PLOWMAN, Davis 3rd 12:42 39 yards Good  
PLOWMAN, Davis 4th 08:30 25 yards Good

Defense	UT-AT-TT	TFL	Sk	Int
Williams	5-4-9	1.0	1.0	
Amos	6-2-8	2.0	1	
Pratt	6-1-7	3.0	1	
Gore	2-4-6	1.0	1	1
White	2-3-5	1.0		

### UCONN STARTERS & PARTICIPANTS

OFFENSE STARTERS	DEFENSE STARTERS
WR 1 Mayala	DT 93 Fatukasi
WR 5 Thomas	DE 57 Ormsby
LT 65 Peart	DT 92 Myers
LG 71 Levy	DE 15 Carrezola
C 63 Crozier	LB 13 Diggs
RG 77 Rutherford	LB 11 Joseph
RT 53 Knappe	LB 36 Walsh
QB 4 Shirreffs	CB 6 J. Williams
TE 86 Bloom	S 21 Summers
WR 18 Lemelle	S 20 Melifonwu
TB 22 Newsome	CB 1B Green

1J-MURPHY, Kevin, 2-BEALS, Tyraiq, 3-JOHNSON, Ron, 7-ANDERSON, Garr, 8-McLEAN, Aaron, 9-DAVIS, Tyler, 10-STAPLETON, Cam, 12-LEVENBERRY, E.J., 16-McALLISTER, Br., 17-PUYOL, Bobby, 27-VITALE, Nick, 29-WATKINS, Anth., 31-ROBINSON IV, Jo, 32-GARLAND, Aaron, 33-BRITTON, Chris, 34-ALLMENDINGER, T, 35-SOWA, Luke, 42-WAIN, Justin, 48-THOMPSON, Jason, 50-LAWLEY, Sher., 51-ZECCHINO, Nick, 54-STEPHENS, Oma., 55-HICKS, Jon, 72-VECHERY, Brend., 73-HASHEMI, Steve, 79-SCHAFFENACKER, K, 80-MYERS, Tommy, 84-CONEY, Bryan, 89-LEE, Chris, 90-HOLMAN, Zordan, 99-MARINAN, Sean.



# GAME 10 VS TEMPLE



2017 UCONN FOOTBALL MEDIA GUIDE

## GAME #10 • NOVEMBER 4, 2016



0

CONNECTICUT



21

TEMPLE

PRATT & WHITNEY STADIUM  
AT RENTSCHLER FIELD • EAST HARTFORD, CONN.

### TEAM STATISTICS

	TEM	UCONN
FIRST DOWNS	22	8
Rushing	13	3
Passing	9	5
Penalty	0	0
NET YARDS RUSHING	216	91
Rushing Attempts	46	28
Average Per Rush	4.7	3.2
Rushing Touchdowns	0	0
Yards Gained Rushing	239	128
Yards Lost Rushing	23	37
NET YARDS PASSING	215	69
Completions-Attempts-Int	12-18-2	12-21-0
Average Per Attempt	11.9	3.3
Average Per Completion	17.9	5.8
Passing Touchdowns	3	0
TOTAL OFFENSE YARDS	431	160
Total offense plays	64	49
Average Gain Per Play	6.7	3.3
Fumbles: Number-Lost	2-1	2-0
Penalties: Number-Yards	4-25	4-23
PUNTS-YARDS	3-96	8-339
Average Yards Per Punt	32.0	42.4
Net Yards Per Punt	32.0	40.6
Inside 20	1	1
50+ Yards	0	1
Touchbacks	1	0
Fair catch	1	5
KICKOFFS-YARDS	4-260	1-65
Average Yards Per Kickoff	65.0	65.0
Net Yards Per Kickoff	40.5	42.0
Touchbacks	1	0
Punt returns: Number-Yards-TD	1-14-0	0-0-0
Average Per Return	14.0	0.0
Kickoff returns: Number-Yds-TD	1-23-0	3-73-0
Average Per Return	23.0	24.3
Interceptions: Number-Yds-TD	0-0-0	2-0-0
Fumble Returns: Number-Yds-TD	0-0-0	0-0-0
Miscellaneous Yards	5	0
Possession Time	33:36	26:24
1st Quarter	6:40	8:20
2nd Quarter	8:03	6:57
3rd Quarter	9:24	5:36
4th Quarter	9:29	5:31
Third-Down Conversions	6 of 12	5 of 15
Fourth-Down Conversions	0 of 0	0 of 1
Red-Zone Scores-Chances	2-4	0-1
Touchdowns	2-4	0-1
Field goals	0-4	0-1
Sacks By: Number-Yards	5-31	2-16
PAT Kicks	3-3	0-0

Temple (7-3) 21 0 0 0 0 - 21

UConn (3-7) 0 0 0 0 0 - 0

#### First Quarter

TEM - Thomas, Ja 23 yd pass from Walker (Boumerhi Kick), 11:11 (5-74, 2:20)

TEM - Thomas, Ja 10 yd pass from Walker (Boumerhi Kick), 7:39 (3-55, 1:16)

TEM - Deloatch, Ro 18 yd pass from Walker (Boumerhi Kick), 0:20 (7-77, 3:04)

EAST HARTFORD, Conn. -- UConn freshman quarterback Donovan Williams (Dumfries, Va.), playing in his first collegiate game, completed 12 of 21 passes for 69 yards and ran for 66 as Temple defeated the Huskies by a 21-0 score on Friday night before a crowd of 22,316 at Pratt & Whitney Stadium at Rentschler Field.

The loss drops UConn to 3-7 on the season and 1-6 in American Athletic Conference play while the Owls are 7-3 overall and 5-1 in the league.

Temple quarterback Philip Walker threw for 215 yards and three touchdowns while running back Jahad Thomas caught two of those touchdowns and had 73 receiving yards to go with 83 yards rushing. The Owls other running back, Ryquell Armstead, ran 20 times for 133 yards and Temple put up 431 yards of offense.

Walker completed his first eight passes and Temple scored all of the game's points on its first three drives. The senior hit Thomas on scoring strikes of 23 and 10-yards and found Romond Deloatch from 18-yards out.

After giving up touchdowns on the first three drives, the Huskies shutout the Owls on its next eight, which included two interceptions and a fumble return.

His ninth pass was intercepted in the end zone by UConn redshirt senior safety Obi Melifonwu (South Grafton, Mass.), who picked off another in the end zone in the fourth quarter to end a 13-play, 87-yard Temple drive. Melifonwu now has four interceptions on the season and eight in his career.

Temple limited the Huskies to 160 yards of total offense. Williams had a 43-yard first-quarter run set up UConn's best scoring chance, but Temple's Michael

Dogbe blocked a 35-yard field goal attempt.

### CONNECTICUT INDIVIDUAL LEADERS

Rushing	No	Gain	Loss	Net	TD	Lg
Williams, Don.	16	101	35	66	0	43
Newsome	10	23	2	21	0	7
Johnson	1	4	0	4	0	4

Passing	Com-Att-Int	Yds	TD	Lg
Williams, Don.	12-21-0	69	0	12

Receiving	No	Yds	TD	Lg
Thomas	4	32	0	12
Mayala	2	14	0	10
Bloom	2	12	0	7
Lemelle	2	-4	0	0

Punting	No	Yds	Avg	Lg	In20
Wain	8	339	42.4	53	1

#### Field Goal Attempts

Defense	UT-AT-TT	TFL	Sk	Int
Melifonwu	6-3-9			2
Diggs	3-6-9	2.0	1.0	
Walsh	5-3-8			
Joseph	4-3-7			
Fatukasai	4-1-5			

### TEMPLE INDIVIDUAL LEADERS

Rushing	No	Gain	Loss	Net	TD	Lg
Armstead	20	135	2	133	0	22
Thomas	17	86	3	83	0	25
Sharga	1	5	0	5	0	5

Passing	Com-Att-Int	Yds	TD	Lg
Walker	12-18-2	215	3	44

Receiving	No	Yds	TD	Lg
Bryant	4	82	0	44
Thomas	4	73	2	32
Yancy	2	34	0	22
DeLoatch	1	18	1	18

Punting	No	Yds	Avg	Lg	In20
Starzyk	3	96	32.0	38	1

#### Field Goal Attempts

Defense	UT-AT-TT	TFL	Sk	Int
Reddick	3-5-8	1.5	1	
Marshall	3-5-8	0.5		
Alwan	5-1-6	1.5	1.5	
Randall	3-1-4	1.0		
Williams	2-2-4	1.5		

### UCONN STARTERS & PARTICIPANTS

OFFENSE STARTERS		DEFENSE STARTERS	
WR	1 Mayala	DT	93 Fatukasi
WR	5 Thomas	DE	57 Ormsby
LT	65 Peart	DT	92 Myers
LG	72 Vechery	DE	15 Carrezola
C	63 Crozier	LB	13 Diggs
RG	71 Levy	LB	11 Joseph
RT	53 Knappe	LB	36 Walsh
QB	14 D. Williams	CB	6 J. Williams
TE	86 Bloom	S	16 McAllister, Br.
WR	18 Lemelle	S	20 Melifonwu
TB	22 Newsome	CB	21 Summers

UConn: 1J-MURPHY, Kevin, 1B-GREEN, John, 2-BEALS, Tyrraig, 3-JOHNSON, Ron, 8-McLEAN, Aaron, 9-DAVIS, Tyler, 10-STAPLETON, Cam, 12-LEVENBERRY, E.J., 17-PUYOL, Bobby, 27-VITALE, Nick, 29-WATKINS, Anth., 31-ROBINSON IV, Jo, 32-GARLAND, Aaron, 33-BRITTON, Chris, 34-ALLMENDINGER, T, 35-SOWA, Luke, 41-TERRY, Marsha, 42-WAIN, Justin, 48-THOMPSON, Jason, 50-LAWLEY, Sher., 51-ZECCHINO, Nick, 54-STEPHENS, Oma, 55-HICKS, Jon, 67-CESPEDES, Bryan, 73-HASHEMI, Steve, 77-RUTHERFORD, Tr., 79-SCHAFENACKER, K, 80-MYERS, Tommy, 84-CONEY, Bryan, 89-LEE, Chris, 90-HOLMAN, Zordan, 99-MARINAN, Sean.



# GAME 11 AT BOSTON COLLEGE

2017 UCONN FOOTBALL MEDIA GUIDE

## GAME #11 • NOVEMBER 19, 2016



0

CONNECTICUT



30

BOSTON

ALUMNI STADIUM  
• CHESNUT HILL, MASS.

## CONNECTICUT INDIVIDUAL LEADERS

Rushing	No	Gain	Loss	Net	TD	Lg
Johnson	2	6	0	6	0	4
Newsome	4	4	4	0	0	2
Williams, Don.	11	11	23	-12	0	4

Passing	Com-Att-Int	Yds	TD	Lg
Williams, Don.	13-29-3	127	0	43
Davis, Tyler	0-1-0	0	0	0

Receiving	No	Yds	TD	Lg
Thomas	4	29	0	20
Newsome	4	26	0	17
Mayala	2	17	0	10
Lemelle	1	43	0	43
Myers	1	9	0	9

Punting	No	Yds	Avg	Lg	In20
Wain	6	260	43.3	52	0

### Field Goal Attempts

Defense	UT-AT-TT	TFL	Sk	Int
Mellifonwu	10-1-11	1.0		
Joseph	8-1-9			
Walsh	7-2-9	1.0		
Diggs	7-0-7			
Summers	4-0-4			

## TEAM STATISTICS

	UCONN	BC
FIRST DOWNS	8	16
Rushing	1	8
Passing	6	7
Penalty	1	1
NET YARDS RUSHING	-6	154
Rushing Attempts	17	52
Average Per Rush	-0.4	3.0
Rushing Touchdowns	0	1
Yards Gained Rushing	21	176
Yards Lost Rushing	27	22
NET YARDS PASSING	127	183
Completions-Attempts-Int	13-29-3	13-19-0
Average Per Attempt	4.2	9.8
Average Per Completion	9.8	13.1
Passing Touchdowns	0	1
TOTAL OFFENSE YARDS	121	337
Total offense plays	47	71
Average Gain Per Play	2.7	4.7
Fumbles: Number-Lost	1-1	0-0
Penalties: Number-Yards	6-46	9-73
PUNTS-YARDS	6-620	3-123
Average Yards Per Punt	43.3	41.0
Net Yards Per Punt	35.8	34.3
Inside 20	0	1
50+ Yards	1	0
Touchbacks	0	1
Fair catch	2	2
KICKOFFS-YARDS	1-65	7-449
Average Yards Per Kickoff	65.0	64.1
Net Yards Per Kickoff	40.0	44.7
Touchbacks	1	3
Punt returns: Number-Yards-TD	0-0-0	3-45-0
Average Per Return	0.0	15.0
Kickoff returns: Number-Yds-TD	4-61-0	0-0-0
Average Per Return	15.2	0.0
Interceptions: Number-Yds-TD	0-0-0	3-18-1
Fumble Returns: Number-Yds-TD	0-0-0	0-0-0
Miscellaneous Yards	0	0
Possession Time	19:54	40:06
1st Quarter	7:03	7:57
2nd Quarter	3:15	11:45
3rd Quarter	3:13	11:47
4th Quarter	6:23	8:37
Third-Down Conversions	4 of 12	7 of 16
Fourth-Down Conversions	0 of 1	2 of 3
Red-Zone Scores-Chances	0-1	5-6
Touchdowns	0-1	2-6
Field goals	0-1	3-6
Sacks By: Number-Yards	2-13	4-29
PAT Kicks	0-0	3-3

UConn(3-8) 0 0 0 0 - 0

Boston College (5-6) 0 10 10 10 - 30

### Second Quarter

BC - Jones, D 1 yd TD run (Knoll Kick), 10:36 (12-60, 7:07)

BC - Knoll, M 35 yd FG, 1:36 (12-63, 5:59)

### Third Quarter

BC - Walker, M 10 yd pass from Towles (Knoll Kick), 8:25 (13-75, 6:35)

BC - Knoll, M 24 yd FG, 2:55 (7-74, 3:15)

### Fourth Quarter

BC - Milano, M 19 yd Int Ret TD (Knoll Kick), 14:41

BC - Knoll, M 39 yd FG, 7:40 (8-7, 4:34)

CHESTNUT HILL, Mass. - Senior wide receiver Noel Thomas (Norwalk, Conn.) had four receptions on Saturday to give him 91 for the season and set a UConn single-season record in the process as the Huskies dropped a 30-0 decision to Boston College. The game was played before 36,220 at Alumni Stadium in the first game between the two schools, separated by only 90 miles, since 2004. UConn drops to 3-8 on the season while the Eagles are 5-6.

Thomas broke the UConn record of Mark Didio, who had 88 receptions in 1991.

BC quarterback Patrick Towles passed for 183 yards and a touchdown in the game as running back Davon Jones added a rushing score. Eagles' linebacker Matt Milano added a 19-yard interception return for a touchdown in the fourth quarter.

UConn freshman quarterback Donovan Williams (Dumfries, Va.) started his second career game and was 13 for 29 in the air for 127 yards.

Senior wide receiver Brian Lemelle (Harrisburg, Pa.) had a personal season-long 43-yard reception for UConn.

Husky senior safety Obi Mellifonwu (South Grafton, Mass.) led UConn in tackles with 11 while redshirt junior defensive lineman Cole Ormsby (Windsor, Conn.) had two tackles for a loss.

## BOSTON COLLEGE INDIVIDUAL LEADERS

Rushing	No	Gain	Loss	Net	TD	Lg
Jones	11	40	0	40	1	12
Smith	7	38	4	34	0	19
Willis	7	33	0	33	0	14

Passing	Com-Att-Int	Yds	TD	Lg
Towles	14-19-0	183	1	54

Receiving	No	Yds	TD	Lg
Smith	4	87	0	54
Walker	4	45	1	22
Sweeney	2	22	0	14
Calinan	1	12	0	12

Punting	No	Yds	Avg	Lg	In20
Knoll	3	123	41.0	43	1

### Field Goal Attempts

Defense	UT-AT-TT	TFL	Sk	Int
Knoll	2Q	1:36	35yds	Good
Knoll	3Q	2:55	24yds	Good
Knoll	4Q	7:40	39yds	Good

Defense	UT-AT-TT	TFL	Sk	Int
Strachan	5-1-6	0.5		
Moore	5-1-6	0.5		1
Kavelec	2-3-5	2.0	1	
Schwab	2-1-3	0.5		

## UCONN STARTERS & PARTICIPANTS

OFFENSE STARTERS		DEFENSE STARTERS	
WR 1	Mayala	DT 93	Fatukasi
WR 5	Thomas	DE 57	Ormsby
LT 65	Peart	DT 92	Myers
LG 71	Levy	DE 15	Carrezola
C 63	Crozier	LB 13	Diggs
RG 77	Rutherford	LB 11	Joseph
RT 53	Knapp	LB 36	Walsh
QB 14	D. Williams	CB 6	J. Williams
TE 86	Bloom	S 1B	Green
WR 18	Lemelle	S 20	Mellifonwu
TB 22	Newsome	CB 21	Summers

UConn: 1J-MURPHY, Kevin, 1B-GREEN, John, 2-BEALS, Tjraig, 3-JOHNSON, Ron, 7-ANDERSON, Garr, 8-MCLEAN, Aaron, 9-DAVIS, Tyler, 10-STAPLETON, Cam, 12-LEVBERRY, E.J., 14-HERRING-WILSON, 17-PUYOL, Bobby, 27-VITALE, Nick, 29-WATKINS, Anth., 31-ROBINSON IV, Jo, 32-GARLAND, Aaron, 33-BRITTON, Chris, 34-ALLMENDINGER, T, 35-SOWA, Luke, 41-TERRY, Marsha, 42-WAIN, Justin, 48-THOMPSON, Jason, 50-LAWLEY, Sher, 51-ZECCHINO, Nick, 54-STEPHENS, Oma, 55-HICKS, Jon, 72-VECHERY, Brend., 73-HASHEMI, Steve, 80-MYERS, Tommy, 84-CONEY, Bryan, 88-LEE, Chris, 99-MARINAN, Sean.

# GAME 12 VS TULANE



2017 UCONN FOOTBALL MEDIA GUIDE

## GAME #12 • NOVEMBER 26, 2016



CONNECTICUT

13



TULANE

38

PRATT & WHITNEY STADIUM  
AT RENTSCHLER FIELD • EAST HARTFORD, CONN

### TEAM STATISTICS

	UCONN	TUL
FIRST DOWNS	17	13
Rushing	8	4
Passing	8	8
Penalty	1	1
NET YARDS RUSHING	255	184
Rushing Attempts	56	24
Average Per Rush	4.6	7.7
Rushing Touchdowns	5	1
Yards Gained Rushing	265	198
Yards Lost Rushing	10	14
NET YARDS PASSING	166	124
Completions-Attempts-Int	11-19-1	15-31-2
Average Per Attempt	8.7	4.0
Average Per Completion	15.1	8.3
Passing Touchdowns	0	1
TOTAL OFFENSE YARDS	421	308
Total offense plays	75	55
Average Gain Per Play	5.6	5.6
Fumbles: Number-Lost	1-0	2-2
Penalties: Number-Yards	5-40	1-3
PUNTS-YARDS	6-212	6-214
Average Yards Per Punt	35.3	35.7
Net Yards Per Punt	35.3	28.2
Inside 20	2	1
50+ Yards	0	2
Touchbacks	0	1
Fair catch	1	1
KICKOFFS-YARDS	7-393	2-130
Average Yards Per Kickoff	56.1	65.0
Net Yards Per Kickoff	38.4	40.0
Touchbacks	2	2
Punt returns: Number-Yards-TD	3-25-0	0-0-0
Average Per Return	8.3	0.0
Kickoff returns: Number-Yds-TD	0-0-0	4-74-0
Average Per Return	0.0	18.5
Interceptions: Number-Yds-TD	2-38-0	1-0-0
Fumble Returns: Number-Yds-TD	0-0-0	0-0-0
Miscellaneous Yards	8	0
Possession Time	39:20	20:40
1st Quarter	8:01	6:59
2nd Quarter	10:40	4:20
3rd Quarter	12:40	2:20
4th Quarter	7:59	7:01
Third-Down Conversions	7 of 17	4 of 13
Fourth-Down Conversions	2 of 2	0 of 1
Red-Zone Scores-Chances	5-7	1-2
Touchdowns	4-7	1-2
Field goals	1-7	0-2
Sacks By: Number-Yards	3-10	0-0
PAT Kicks	5-5	1-1

Tulane (4-8)	10	14	0	14	-	38
UConn (3-9)	0	0	6	7	-	13

#### FIRST QUARTER

Tulane – DiRocco 23 yd field goal 10:10 (7-17, 3:06)  
Tulane - Rounds 1 yd run (DiRocco kick ) 7:33 (5-60, 1:35)

#### SECOND QUARTER

Tulane – Rounds 4 yd run (DiRocco kick) 9:02 (9-80, 4:17)  
Tulane - Thompson 3 yd run (DiRocco kick) 3:18 (8-59, 4:21)

#### THIRD QUARTER

UConn – Newsome 62 yd run (Williams, Don. rush failed) 6:55 (3-70, 0:50)

#### FOURTH QUARTER

Tulane – Thompson 1 yd run (DiRocco kick) 14:55 (12-75, 7:00)  
UConn – Newsome 20 yd pass from Williams (Puyol kick) 8:31 (7-52, 2:21)  
Tulane - Thompson 45 yd run (DiRocco kick) 8:21 (1-45, 0:10)

**EAST HARTFORD, Conn. - Junior running back Arkeel Newsome (Ansonia, Conn.) rushed for 166 yards and one touchdown and also had a receiving touchdown as the UConn football team concluded its season on Saturday with a 38-13 loss at Pratt & Whitney Stadium at Rentschler Field before a crowd of 20,764. UConn ends the 2016 season with an overall mark of 3-9 and 1-7 in the American Athletic Conference while Tulane wraps up at 4-8 and 1-7.**

**UConn redshirt senior safety Obi Melifonwu (South Grafton, Mass.) had 24 tackles in the game, which tied a school single-game record with Troy Ashley vs. UMass in 1989, John Dorsey vs. Rhode Island in 1981 and Jeff Thomas vs. UMass in 1980.**

**Husky senior wide receiver Noel Thomas, Jr. (Norwalk, Conn.) had four receptions for 29 yards and ends his year with 100 receptions, a school record, for 1,179 yards - which is second. He finished his career with 178 career receptions, fourth in school history, with 2,204 yards, which is eighth.**

**UConn freshman quarterback Donovan Williams (Dumfries, Va.), making his third-career start, was 11 of 26 in the air for 104 yards with his first career TD pass.**

**Tulane running backs Lazedrick Thompson and Josh Rounds combined for five touchdowns in the win as the Green Wave snapped a six-game losing streak. Tulane scored the game's first 24 points to break a 14-game conference losing streak. Thompson finished with 108 yards on 23 carries and three touchdowns, including a 45-yard jaunt in the fourth quarter to complete the scoring. Rounds had 78 yards rushing on 16 carries and two touchdowns.**

**Larry Bryant blocked a UConn punt on the fifth play of the game, setting his team up at the 23-yard line for its first possession. UConn forced the Green Wave to settle for a 23-yard field goal for a 3-0 lead. After quickly forcing another UConn punt, a 32-yard pass from Glen Cuiellette to tight end Kendall Ardoin set the Green Wave up with a first-and-goal. Rounds scored on a one-yard plunge two plays later to make it 10-0.**

### CONNECTICUT INDIVIDUAL LEADERS

Rushing	No	Gain	Loss	Net	TD	Lg
Newsome	15	170	4	166	1	62
Thomas	3	20	0	20	0	8
Johnson	1	3	0	3	0	3
Passing	Com-Att-Int	Yds	TD	Lg		
Williams, Don.	11-26-2	104	1	20		
Anderson	3-4-0	9	0	12		
Receiving	No	Yds	TD	Lg		
Thomas	9	60	0	16		
Newsome	2	28	1	20		
Mayala	2	14	0	8		
Myers	1	11	0	11		
Williams, Don.	1	11	0	11		

Punting	No	Yds	Avg	Lg	In20
Wain	5	214	42.8	56	1

#### Field Goal Attempts

Puyol 2Q 13:19 29yds Blocked

Defense	UT-AT-TT	TFL	Sk	Int
Melifonwu	11-13-24	0.5		
Summers	4-4-8	1.0		1
Diggs	1-7-8	-		
Carrezola	3-4-7	2.5		
Walsh	1-6-7	-		

### TULANE INDIVIDUAL LEADERS

Rushing	No	Gain	Loss	Net	TD	Lg
Thompson	23	109	1	108	3	45
Rounds	16	81	3	78	2	29
Cuiellette	6	29	4	25	0	26
Passing	Com-Att-Int	Yds	TD	Lg		
Cuiellette	11-19-1	166	1	37		
Receiving	No	Yds	TD	Lg		
Dace	4	49	0	15		
Encalade	2	57	0	37		
Mooney	2	26	0	21		
Ardoin	1	32	0	32		
Rounds	1	9	0	9		

Punting	No	Yds	Avg	Lg	In20
Bunt	5	208	41.6	51	3

#### Field Goal Attempts

DiRocco 1Q 10:10 23yds Good

Defense	UT-AT-TT	TFL	Sk	Int
Thomas	3-3-6	0	0	-
Smart	3-3-6	2.0	1.0	-
Teamer	3-2-5	1.0	1.0	1
Marley	3-2-5	1.0	0	-

### UCONN STARTERS & PARTICIPANTS

OFFENSE STARTERS		DEFENSE STARTERS	
WR 1	Mayala	DT 93	Fatukasi
WR 5	Thomas	DE 57	Ormsby
LT 65	Pearl	DT 92	Myers
LG 71	Levy	DE 15	Carrezola
C 63	Crozier	LB 13	Diggs
RG 77	Rutherford	LB 11	Joseph
RT 53	Knappe	LB 36	Walsh
QB 14	Boyle	CB 6	J. Williams
TE 86	Bloom	S 1B	Green
TE 80	Myers	S 20	Melifonwu
TB 22	Newsome	CB 21	Summers

UConn: 1A-HAHN, Eddie, 1J-MURPHY, Kevin, 2-BEALS, Tyraiq, 3-JOHNSON, Ron, 7-ANDERSON, Garr, 8-McLEAN, Aaron, 9-DAVIS, Tyler, 10-STAPLETON, Cam, 16-McALLISTER, Br, 17-PUYOL, Bobby, 18-LEMELLE, Brian, 27-VITALE, Nick, 29-WATKINS, Anth, 30-STEVENS, Jalen, 31-ROBINSON IV, Jo, 32-GARLAND, Aaron, 33-BRITTON, Chris, 34-ALLMENDINGER, T, 35-SOWA, Luke, 41-TERRY, Marsha, 42-WAIN, Justin, 48-THOMPSON, Jason, 50-LAWLEY, Sher, 51-ZECCHINO, Nick, 54-STEPHENS, Oma, 55-HICKS, Jon, 72-VECHERY, Brend, 73-HASHEMI, Steve, 79-SCHAFENACKER, K, 84-CONEY, Brayn, 89-LEE, Chris, 90-HOLMAN, Zordan, 94-LENSANDER, Nick, 99-MARINAN, Sean.



Year-by-Year Records .....	2
All-Time Coaches and Captains .....	3
All-Time Results .....	4-10
All-Time Series .....	11
Letterwinners.....	12-18
Historical Timeline.....	19-21
UConn Bowl Records .....	22
UConn In Bowl Games .....	23-28
All-Americans .....	29
Postseason Awards .....	30-31
All-Conference .....	31-32
UConn And The NFL .....	33-35
UConn And The CFL.....	36

Former Husky Byron Jones was a first round NFL Draft pick of the Dallas Cowboys in 2015 and made 47 tackles in 16 games during his rookie year.

# UCONN HISTORY



# ALL-TIME COACHES AND CAPTAINS




2017 UCONN FOOTBALL MEDIA GUIDE

## ALL-TIME COACHING RECORDS

Year	Head Coach	Games	W	L	T	PCT.
1896-97	No Coach	15	10	5	0	.667
1898	E.S. Mansfield	3	0	3	0	.000
1899-1901	T.D. Knowles	26	18	7	1	.712
1902-05	E.O. Smith	28	14	13	1	.538
1906-07	George H. Lamson	13	4	9	0	.308
1908	W.F. Madden	8	4	3	1	.562
1909	S.F.G. McLean	8	3	5	0	.375
1910	M.F. Claffey	7	1	5	1	.215
1911	Leo Hafford	5	0	5	0	.000
1912	A.J. Sharadin	6	3	3	0	.500
1913	P.T. Brady	8	5	3	0	.625
1914	Dave Warner	3	3	0	0	1.000
1915-16	John F. Donahue	16	2	14	0	.125
1919	Roy J. Guyer	8	2	6	0	.250
1920	Ross Swartz	8	1	6	1	.187
1921-22	Wildor Tasker	17	5	8	4	.412
1923-33	Sumner A. Dole	89	36	39	14	.483
1934-49	J.O. Christian	121	66	51	4	.562
1950-51	Arthur L. Valpey	16	7	9	0	.438
1952-63	D. Robert Ingalls	106	49	54	3	.477
1964-65	Richard E. Forzano	18	7	10	1	.417
1966-70	John L. Toner	47	20	24	3	.458
1971-72	Robert F. Casciola	18	9	8	1	.531
1973-76	Larry L. Naviaux	43	18	24	1	.430
1977-82	Walt Nadzak	65	24	39	2	.385
1983-93	Tom Jackson	119	62	57	0	.521
1994-98	Skip Holtz	57	34	23	-	.596
1999-2010	Randy Edsall	144	74	70	-	.514
2011-13	Paul Pasqualoni	28	10	18	-	.357
2013	T.J. Weist (interim)	8	3	5	-	.375
2014-2016	Bob Diaco	25	8	17	-	.320
2017	Randy Edsall	-	-	-	-	-
		<b>1083</b>	<b>502</b>	<b>543</b>	<b>38</b>	<b>.481</b>

## CAPTAINS HISTORY

Year	Captains	Year	Captains
1896	R.D. Beardsley	1968	Henry Palasek, Benjamin DeGenova
1897	N.J. Webb	1969	Tony Casarella, Ralph Tiner
1898	W. Pettee	1970	Vin Clements, Brian Hermes
1899	J.H. Blakeslee	1971	Steve Rosenblatt, James Pisciotano
1900	J.H. Blakeslee	1972	Brian Herosian, Greg Andrews
1901	A.N. Clark	1973	Rich Foye, Barry Krom
1902	A.J. Averill	1974	Don Thompson, Bill Maver
1903	C.H. Welton	1975	Allan MacLellan, Rich Fenton
1904	C.H. Welton	1976	Bernie Palmer, Kirk Ferentz
1905	H.B. Risley, R.G. Tyron	1977	Bob Farbotko, Roger Ings
1906	C.S. Watrous	1978	Robin Anderson, Bill Leahy, Dennis O'Connell
1907	O.P. Burr	1979	Mark Flood, Tom Ney, Ted Walton, Peter LaMagna
1908	J.H. Conzelman	1980	Reggie Eccleston, Dan Palombo, Darrell Wilson
1909	H.J. Bothfield	1981	Ken Sweitzer, Dewey Raymond
1910	F.L. McDonough	1982	Mike Muha, Steve Michalewicz
1911	A.L. Howard	1983	John Dorsey, Vernon Hargreaves, Mike Gasparino
1912	A.W. Howard	1984	Matt Latham, Dave Gracon, Barry Wood
1913	J.A. Morgan	1985	Jerry McIntosh, Mike McNamara, Craig Primiani
1914	J.A. Morgan	1986	Game Captains
1915	Walter Ackerman	1987	Game Captains
1916	Edward Renehan	1988	Game Captains
1917	Captain-Elect: S.T. DeWolfe	1989	Abbott Burrell, Mike Coleman, Matt DeGennaro
1918	No Football Played	1990	Matt DeGennaro, Mike Rembish
1919	H.A. Hapwood	1991	Robert Belcuore, Mark Didio, Lyndon Johnson, Doug Harkins
1920	Arthur Mitchell	1992	Mark Chapman, Dave Daignault, Alex Davis, Doug Harkins
1921	Arthur Mitchell	1993	Paul Duckworth, Sherrard Joseph
1922	M. Daley	1994	Damon Lewis, Brian Reid, Paul Zenkert
1923	Martin O'Neill	1995	Wilbur Gilliard, Brian Gleason
1924	Martin O'Neill	1996	Brian Arnold, Kevin Bannister, Richard Connors
1925	Carl B. Brink	1997	Brad Keatley
1926	John J. Daly	1998	Dennis Callaghan, Phil Hunt, Eric Rogers, Shane Stafford
1927	Willard C. Eddy	1999	Mike Burton, Chad Cook, Jeff DeLucia
1928	Andrew M. Sayers	2000	Dan Deignan
1929	C.P. Hawkins	2001	C.J. Hessel, Roy Hopkins, Jamal Lundy, Kamari Stroman
1930	Charles E. Murphy	2002	Tommy Collins, Jamal Lundy, Greg Smoot
1931	Robert J. Rebman	2003	Shaun Feldeisen, Sean Mulcahy, Uyi Osunde
1932	Franklin Pierce	2004	Alfred Fincher, Ryan Krug, Dan Orlovsky
1933	Edward W. Coss	2005	James Hargrave, Deon McPhee
1934	Michael Cronin	2006	Allan Barnes, Terry Caulley, Rhema Fuller, Jahi Smith
1935	Reuben Johnson	2007	Darius Butler, Dan Davis, Keith Gray, D.J. Hernandez, Danny Lansanah, Larry Taylor
1936	Harold Helmboldt	2008	Cody Brown, Darius Butler, D.J. Hernandez, Tyler Lorenzen
1937	Robert J. Grosch	2009	Desi Cullen, Scott Lutrus, Robert McClain, Anthony Sherman
1938	Anthony Panciera, Leonard Posner	2010	Scott Lutrus, Zach Hurd, Kendall Reyes, Anthony Sherman
1939	Herbert Peterson	2011	Kashif Moore, Moe Petrus, Kendall Reyes, Bliidi Wreh-Wilson
1940	Robert Donnelly, Stanley Papanos	2012	Adam Masters, Jory Johnson, Nick Williams, Bliidi Wreh-Wilson
1941	Albert Atwood, Howard Mohr, Everett Paine	2013	Steve Greene, Yawin Smallwood, Shamar Stephen
1942	Richard Aubrey, John Toffolon	2014	Jeremy Davis, Byron Jones, Alex Mateas, Marquise Vann
1943	Captain-Elect: C. Molloy	2015	Andrew Adams, Julian Campenni, Andreas Knappe, Marquise Vann
1944	William Anderson	2016	Andreas Knappe, Mikal Myers, Bryant Shirreffs, Matt Walsh
1945	Russell Hunter		
1946	Charles Molloy, Albert Jorgensen		
1947	John Brink, Alfred Yukna		
1948	William Moll		
1949	Charles Wolfe, George Blueher		
1950	Charles Christensen, Thadeus Sobieski		
1951	Mario Frattiroli, Domenic Rosa		
1952	Irving Panciera, Rocco Murano		
1953	Edward Mahoney, Raymond Luciani		
1954	Buddy Amendola, John Cunningham		
1955	Buddy Amendola		
1956	Norm Gerber, Lewis Mooradian		
1957	Lewis Mooradian, Leonard King		
1958	Paul Scagnelli, William Wallner		
1959	J.Berry O'Connell, Joseph Llodra		
1960	Bill Minnerly, Thomas Kopp		
1961	Fred W. Stackpole		
1962	John Contoulis		
1963	David Korponai		
1964	Richard Kupec		
1965	John Billingslea, Gerard McWeeny		
1966	Eugene Campbell, John Stoddard		
1967	Roy Lawrence, Mark Malek		





# ALL-TIME RESULTS

2017 UCONN FOOTBALL MEDIA GUIDE

## 1896

Date	Score	Result	Opponent
Oct. 3	16-6	W	Rockville H.S.
	6-22	L	Norwich Academy
	16-0	W	Willimantic YMCA
	6-0	W	Willimantic YMCA
Oct. 31	0-4	L	Middletown H.S.
Nov. 7	16-8	W	Willimantic H.S.
	4-0	W	Willimantic H.S.
	0-16	L	Middletown H.S.

## 1897

Date	Score	Result	Opponent
Oct. 2	4-12	L	Norwich Academy
Oct. 6	16-0	W	Willimantic YMCA
Oct. 9	10-8	W	New London A.C.
Oct. 16	10-4	W	Willimantic H.S.
Oct. 23	22-8	W	Rhode Island
Nov. 6	0-36	L	at Massachusetts
	30-0	W	Willimantic YMCA

## 1898

**0-3, Coach: E.S. Mansfield**

Date	Score	Result	Opponent
Oct. 17	0-17	L	Willimantic H.S.
	0-43	L	Norwich Academy
	0-29	L	Willimantic H.S.

## 1899

**6-2, Coach: T.D. Knowles**

Date	Score	Result	Opponent
Sept. 30	12-0	W	Rockville H.S.
Oct. 7	5-0	W	Willimantic Bus. Coll.
	24-0	W	Norwich Academy
Oct. 23	26-0	W	Wilbraham
Nov. 4	6-34	L	at Massachusetts
Nov. 11	12-5	W	Springfield College
Nov. 18	17-0	W	Rhode Island
	5-23	L	Waterbury YMCA

## 1900

**4-3-1, Coach: T.D. Knowles**

Date	Score	Result	Opponent
Sept. 22	6-0	W	Hartford H.S.
Sept. 29	33-0	W	Willimantic YMCA
Oct. 18	0-6	L	Trinity
Oct. 21	43-0	W	at Rhode Island
Nov. 3	6-17	L	Massachusetts
	11-0	W	Taft School
Nov. 24	5-5	T	Springfield College
	0-17	L	Waterbury YMCA

## 1901

**8-2, Coach: T.D. Knowles**

Date	Score	Result	Opponent
Sept. 21	0-17	L	Hartford H.S.
Sept. 28	17-0	W	Willimantic YMCA
Oct. 12	17-0	W	Rockville Regulars
	28-0	W	Middletown H.S.
Oct. 26	27-0	W	Rhode Island
Nov. 2	6-0	W	Pomfret School
Nov. 4	21-11	W	Wilbraham
	0-33	L	Williston
Nov. 16	10-6	W	Norwich Academy
	17-0	W	Willimantic YMCA



The Huskies went 8-2 in 1901.

## 1902

**4-3, Coach: E.O. Smith**

Date	Score	Result	Opponent
Sept. 27	0-6	L	Hartford H.S.
Oct. 4	16-0	W	Norwich Academy
Oct. 11	28-0	W	Willimantic Hustlers
Oct. 18	0-48	L	Springfield College
Oct. 25	5-6	L	Williston
	12-6	W	Wesleyan Academy
Nov. 22	23-0	W	Westerly H.S.

## 1903

**3-5, Coach: E.O. Smith**

Date	Score	Result	Opponent
Sept. 26	30-0	W	Willimantic H.S.
Oct. 3	6-0	W	Hartford H.S.
Oct. 14	6-5	W	Pomfret School
Oct. 17	5-6	L	Springfield H.S.
Oct. 24	0-24	L	Williston
Nov. 2	0-11	L	Wesleyan Academy
Nov. 7	0-33	L	Friends School
Nov. 14	6-11	L	Rhode Island

## 1904

**5-3-1, Coach: E.O. Smith**

Date	Score	Result	Opponent
Sept. 24	0-23	L	Springfield College
Oct. 1	12-5	W	Hartford H.S.
Oct. 8	11-0	W	Rockville Town
Oct. 15	11-0	W	Cushing Academy
Oct. 26	6-36	L	Williston
Oct. 31	17-0	W	Wesleyan Academy
	0-5	L	Springfield H.S.
Nov. 12	16-6	W	Norwich Academy
Nov. 19	10-10	T	Rhode Island

## 1905

**2-2, Coach: E.O. Smith**

Date	Score	Result	Opponent
Sept. 23	0-21	L	Springfield College
Sept. 30	0-38	L	Wesleyan
Oct. 14	17-0	W	New Britain H.S.
Nov. 11	10-0	W	Springfield H.S.

## 1906

**2-4, Coach: George H. Lamson**

Date	Score	Result	Opponent
Sept. 29	5-11	L	New Britain H.S.
Oct. 6	0-15	L	Hartford H.S.
Oct. 27	0-40	L	New Hampshire
Nov. 3	29-0	W	Norwich Academy
Nov. 17	16-5	W	W. Holyoke H.S.
	0-4	L	Worcester H.S.

## 1907

**2-5, Coach: George H. Lamson**

Date	Score	Result	Opponent
Oct. 5	0-25	L	Cushing Academy
Oct. 12	0-17	L	Wesleyan
Oct. 19	0-41	L	Springfield College
Oct. 26	4-33	L	Williston
Nov. 9	39-0	W	Norwich Academy
	28-0	W	New London A.C.
Nov. 23	0-42	L	at Rhode Island

## 1908

**4-3-1, Coach: W.F. Madden**

Date	Score	Result	Opponent
Sept. 26	36-0	W	Rockville H.S.
Oct. 10	0-21	L	Springfield College
	0-16	L	Worcester Academy
Oct. 24	16-0	W	Cushing Academy
Oct. 31	65-0	W	Wesleyan
Nov. 7	0-0	T	Boston College
Nov. 14	23-0	W	Wesleyan Academy
Nov. 21	10-12	L	Rhode Island

## 1909

**3-5, Coach: S.F.G. McLean**

Date	Score	Result	Opponent
Oct. 2	0-45	L	Cushing Academy
Oct. 9	49-0	W	Fort Mitchell
	34-0	W	Jewett City
Oct. 30	21-6	W	Bridgewater
Nov. 6	0-65	L	Trinity
Nov. 13	0-17	L	Boston College
Nov. 20	0-51	L	at Rhode Island
	0-7	L	Norwich Academy

## 1910

**1-5-1, Coach: M.F. Claffey**

Date	Score	Result	Opponent
Sept. 24	0-16	L	Springfield College
Oct. 1	0-30	L	Wesleyan
Oct. 8	0-16	L	Williston
Oct. 15	12-0	W	Rockville H.S.
Oct. 29	0-33	L	Rhode Island
Nov. 4	0-22	L	Norwich University
Nov. 19	0-0	T	Boston College

## 1911

**0-5, Coach: Leo Hafford**

Date	Score	Result	Opponent
Sept. 30	0-56	L	Wesleyan
Oct. 7	0-49	L	Tufts
Oct. 14	3-11	L	Williston
Oct. 20	0-32	L	Hotchkiss
Nov. 11	3-18	L	Monson

## 1912

**3-3, Coach: A.J. Sharadin**

Date	Score	Result	Opponent
Oct. 5	26-0	W	Norwich Academy
Oct. 12	3-0	W	Rockville Ind.
Oct. 19	0-40	L	Worcester Academy
Oct. 26	0-19	L	Williston
Nov. 2	12-7	W	Fort Wright
Nov. 16	0-13	L	Boston College

## 1913

**5-3, Coach: P.T. Brady**

Date	Score	Result	Opponent
Sept. 27	23-0	W	Bulkeley H.S. (N.I.)
Oct. 4	0-40	L	Dean Academy
Oct. 11	32-0	W	Norwich Academy
Oct. 18	7-0	W	Monson
	47-7	W	Rockville H.S.
Nov. 8	52-0	W	Conn. Literary Inst.
Nov. 15	7-28	L	Stevens Inst.
Nov. 22	0-47	L	Boston College

## 1914

**3-0, Coach: Dave W. Warner**

Date	Score	Result	Opponent
	12-0	W	Norwich Academy
	19-0	W	Fort Wright
	17-9	W	Williston

## 1915

**1-7, Coach: John F. Donahue**

Date	Score	Result	Opponent
	0-7	L	Worcester Poly.
	3-14	L	Stevens Inst.
	0-18	L	New Hampshire
	0-35	L	Fordham
Oct. 23	7-9	L	Rhode Island
	18-0	W	Springfield College
	6-17	L	Columbus University
Nov. 13	6-7	L	Boston College

## 1916

**1-7, Coach: John F. Donahue**

Date	Score	Result	Opponent
Sept. 23	0-7	L	at Holy Cross
Sept. 30	0-7	L	at Wesleyan
Oct. 7	0-12	L	at Massachusetts
	10-20	L	Vermont
Oct. 28	6-13	L	at Rhode Island
	0-25	L	New Hampshire
	3-19	L	Stevens Inst.
	17-7	W	Norwich

## 1917

No Football Played

## 1918

No Football Played



Connecticut's 1924 team was 6-0-2 and considered to be among the finest in the nation by *The New York Times*.

### 1919

**2-6, Coach: Roy J. Guyer**

Date	Score	Result	Opponent
Sept. 27	0-13	L	New Hampshire
Oct. 4	7-15	L	at Massachusetts
Oct. 11	0-6	L	Trinity
Oct. 18	0-35	L	Stevens Inst.
Oct. 25	0-69	L	at Holy Cross
	7-33	L	New York Aggies
Nov. 8	7-0	W	Boston University
Nov. 22	7-3	W	at Rhode Island

### 1920

**1-6-1, Coach: Ross Swartz**

Date	Score	Result	Opponent
	0-14	L	Trinity
Oct. 2	0-28	L	at Massachusetts
	6-9	L	Worcester Poly.
Oct. 16	0-7	L	Lowell Textile
Oct. 23	0-40	L	New Hampshire
Oct. 30	0-28	L	Boston University
	63-0	W	St. Stephen's
Nov. 20	0-0	T	Rhode Island

### 1921

**3-2-3, Coach: Wilder Tasker**

Date	Score	Result	Opponent
Oct. 1	0-13	L	Massachusetts
Oct. 8	0-0	T	Trinity
Oct. 15	21-0	W	St. Stephen's
Oct. 22	7-7	T	Lowell Textile
Oct. 29	27-14	W	Worcester Poly.
Nov. 5	39-14	W	St. Lawrence
Nov. 12	0-0	T	Penn. Military
Coll.			
Nov. 19	21-27	L	at Rhode Island

### 1922

**2-6-1, Coach: Wilder Tasker**

Date	Score	Result	Opponent
Sept. 23	0-14	L	Maine
Sept. 30	0-13	L	Tufts
Oct. 7	6-13	L	at Massachusetts
Oct. 14	7-24	L	Springfield
Oct. 21	19-7	W	Trinity
Oct. 28	26-3	W	Worcester Poly.
	12-12	T	St. Stephen's
	0-10	L	Providence
Nov. 18	7-12	L	Rhode Island

### 1923

**3-4-1, Coach: Sumner A. Dole**

Date	Score	Result	Opponent
Sept. 29	13-0	W	Trinity
Oct. 6	0-14	L	Tufts
Oct. 13	0-7	L	Maine
Oct. 20	0-0	T	New Hampshire
Oct. 27	0-13	L	Norwich University
Nov. 3	19-0	W	City College of N.Y.
Nov. 10	6-12	L	St. Stephen's
Nov. 17	7-0	W	at Rhode Island

### 1924

**6-0-2, Coach: Sumner A. Dole**

Date	Score	Result	Opponent
Sept. 27	12-10	W	at Massachusetts
Oct. 4	0-0	T	Tufts
Oct. 11	3-0	W	at Maine
Oct. 18	6-3	W	New Hampshire
Oct. 25	21-0	W	Norwich
Nov. 1	0-0	T	Springfield
Nov. 8	26-0	W	Trinity
Nov. 15	22-0	W	Rhode Island

### 1925

**3-5-1, Coach: Sumner A. Dole**

Date	Score	Result	Opponent
Sept. 26	7-3	W	Wesleyan
Oct. 3	0-23	L	New York University
Oct. 10	0-7	L	Maine
Oct. 17	0-13	L	Massachusetts
Oct. 24	3-0	W	Tufts
Oct. 31	19-0	W	Manhattan
Nov. 7	3-17	L	New Hampshire
Nov. 14	0-0	T	at Rhode Island
	7-13	L	Rensselaer

### 1926

**7-1, Coach: Sumner A. Dole**

Date	Score	Result	Opponent
Oct. 2	13-0	W	at Wesleyan
Oct. 9	13-6	W	at Massachusetts
Oct. 16	0-21	L	at Maine
Oct. 23	34-0	W	Trinity
Oct. 30	3-0	W	New Hampshire
Nov. 6	68-0	W	Cooper Union
	26-6	W	Rensselaer
Nov. 13	33-0	W	Rhode Island

### 1927

**5-4, Coach: Sumner A. Dole**

Date	Score	Result	Opponent
	38-0	W	Coast Guard
Oct. 1	19-0	W	at Wesleyan
Oct. 8	13-14	L	Maine
	21-31	L	Springfield
	9-6	W	New Hampshire
	28-6	W	Lowell Textile
	25-12	W	Trinity
Nov. 12	0-12	L	at Rhode Island
Nov. 19	0-19	L	Boston College

### 1928

**4-1-3, Coach: Sumner A. Dole**

Date	Score	Result	Opponent
Oct. 6	33-0	W	Wesleyan
Oct. 13	0-0	T	at Maine
	0-0	T	Lowell Textile
	6-0	W	Vermont
	20-0	W	Coast Guard
	0-0	T	New Hampshire
Nov. 17	24-0	W	Rhode Island
Nov. 24	13-51	L	at Boston College

### 1929

**4-4, Coach: Sumner A. Dole**

Date	Score	Result	Opponent
	0-7	L	Amherst
Oct. 5	13-0	W	at Wesleyan
Oct. 12	20-7	W	Maine
	0-7	L	Tufts
	19-0	W	Coast Guard
	34-0	W	Vermont
	0-7	L	New Hampshire
Nov. 16	6-19	L	at Rhode Island

### 1930

**1-5-1, Coach: Sumner A. Dole**

Date	Score	Result	Opponent
	0-19	L	Albright
Oct. 11	0-13	L	at Maine
	6-16	L	Trinity
	0-25	L	Tufts
	13-0	W	Coast Guard
	0-33	L	New Hampshire
Nov. 15	0-0	T	Rhode Island

### 1931

**2-3-3, Coach: Sumner A. Dole**

Date	Score	Result	Opponent
	6-6	T	Arnold
Oct. 3	7-0	W	Wesleyan
Oct. 10	0-8	L	Maine
	7-0	W	Trinity
	7-7	T	Tufts
	0-0	T	Coast Guard
	0-49	L	New Hampshire
Oct. 14	0-14	L	at Rhode Island

### 1932

**0-6-2, Coach: Sumner A. Dole**

Date	Score	Result	Opponent
Oct. 1	0-13	L	at Maine
Oct. 8	2-24	L	at Wesleyan
Oct. 15	0-39	L	at Massachusetts
	0-7	L	Trinity
	6-22	L	Tufts
	0-0	T	Coast Guard
Nov. 12	19-19	T	Rhode Island
	0-43	L	New Hampshire

### 1933

**1-6-1, Coach: Sumner A. Dole**

Date	Score	Result	Opponent
	19-6	W	Cooper Union
	6-36	L	Vermont
Oct. 7	0-19	L	at Wesleyan
Oct. 14	7-40	L	at Massachusetts
	0-42	L	Tufts
	0-13	L	Trinity
	0-0	T	Coast Guard
Nov. 11	7-20	L	at Rhode Island

### 1934

**1-7, Coach: J.O. Christian**

Date	Score	Result	Opponent
	0-7	L	American Int'l
	0-22	L	Amherst
Oct. 6	0-14	L	Wesleyan
Oct. 13	6-7	L	Massachusetts
	0-14	L	Tufts
	0-25	L	Trinity
	13-0	W	Coast Guard
Nov. 10	0-19	L	Rhode Island

### 1935

**2-4-1, Coach: J.O. Christian**

Date	Score	Result	Opponent
Sept. 28	0-0	T	Northeastern
Oct. 5	0-6	L	at Wesleyan
Oct. 12	12-25	L	at Massachusetts
	7-6	W	Worcester Poly.
	13-26	L	Trinity
	7-0	W	Coast Guard
Nov. 9	0-7	L	at Rhode Island

### 1936

**7-2, Coach: J.O. Christian**

Date	Score	Result	Opponent
	27-0	W	Brown
Oct. 3	0-3	L	Wesleyan
Oct. 10	13-0	W	Massachusetts
	19-6	W	Worcester Poly.
	0-8	L	Trinity
	45-12	W	Coast Guard
Nov. 7	33-0	W	Rhode Island
Nov. 14	14-13	W	at Northeastern
	52-6	W	Norwich

### 1937

**6-2-1, Coach: J.O. Christian**

Date	Score	Result	Opponent
	0-20	L	Brown
Oct. 2	6-17	L	at Wesleyan
Oct. 9	36-7	W	at Massachusetts
	21-6	W	Worcester Poly.
	15-0	W	Trinity
	20-7	W	Middlebury
Nov. 6	13-7	W	at Rhode Island
	0-0	T	Coast Guard
	76-0	W	Norwich





# ALL-TIME RESULTS

## 2017 UCONN FOOTBALL MEDIA GUIDE

1938  
4-3, Coach: J.O. Christian

Date	Score	Result	Opponent
Oct. 1	13-6	W	Wesleyan
Oct. 8	19-0	W	Massachusetts
Oct. 15	0-13	L	at Maine
	13-0	W	Middlebury
Nov. 5	20-21	L	Rhode Island
	25-6	W	Coast Guard
	0-10	L	New Hampshire

1939  
5-3, Coach: J.O. Christian

Date	Score	Result	Opponent
	14-0	W	Coast Guard
Oct. 7	6-9	L	at Wesleyan
Oct. 14	7-6	W	at Massachusetts
Oct. 21	7-20	L	Maine
Oct. 28	25-7	W	at Buffalo
	20-0	W	Lowell Textile
Nov. 11	20-14	W	at Rhode Island
	0-41	L	Brown

1940  
4-4, Coach: J.O. Christian

Date	Score	Result	Opponent
	10-9	W	Coast Guard
Oct. 5	13-0	W	Massachusetts
Oct. 12	6-0	W	Wesleyan
Oct. 19	13-6	W	at Maine
Oct. 26	6-7	L	Buffalo
Nov. 9	7-45	L	Rutgers
Nov. 9	12-13	L	Rhode Island
	0-9	L	New Hampshire

1941  
2-6, Coach: J.O. Christian

Date	Score	Result	Opponent
	0-7	L	Coast Guard
Oct. 4	6-8	L	at Massachusetts
Oct. 11	0-7	L	at Wesleyan
Oct. 18	13-14	L	Maine
	25-8	W	Springfield
	7-0	W	Middlebury
Nov. 8	0-6	L	at Rhode Island
Nov. 15	7-32	L	Rutgers

1942  
6-2, Coach: J.O. Christian

Date	Score	Result	Opponent
	0-34	L	Maryland
Oct. 3	26-0	W	Massachusetts
Oct. 10	7-20	L	Wesleyan
Oct. 17	26-7	W	at Maine
	21-14	W	Springfield
	32-0	W	Middlebury
Nov. 7	13-6	W	Rhode Island
	16-0	W	Coast Guard

1943  
No Football Played

1944  
7-1, Coach: J.O. Christian

Date	Score	Result	Opponent
	27-0	W	Norwich
	0-6	L	Bates
	13-7	W	Middlebury
	10-0	W	Brooklyn
	21-0	W	City College of N.Y.
	15-0	W	Brooklyn
	52-0	W	City College of N.Y.
	14-0	W	Norwich

1945  
7-1, Coach: J.O. Christian

Date	Score	Result	Opponent
	46-0	W	Worcester Poly.
	28-6	W	Middlebury
	0-19	L	Franklin & Marshall
Oct. 20	18-12	W	at Maine
	33-6	W	Lehigh
	33-0	W	Amherst
Nov. 10	53-0	W	Maine
	54-0	W	Boston University

1946  
4-3-1, Coach: J.O. Christian

Date	Score	Result	Opponent
	0-7	L	at Harvard
	25-0	W	Springfield
Oct. 12	2-7	L	at Wesleyan
Oct. 19	21-20	W	Maine
	0-10	L	Lehigh
	27-13	W	Coast Guard
Nov. 9	33-0	W	at Rhode Island
	12-12	T	New Hampshire

1947  
4-4, Coach: J.O. Christian

Date	Score	Result	Opponent
Sept. 27	13-33	L	at Brown
Oct. 4	14-6	W	at Springfield
Oct. 11	0-12	L	Wesleyan
Oct. 18	7-13	L	at Maine
Oct. 25	25-7	W	Champlain
Nov. 1	14-0	W	at Coast Guard
Nov. 8	23-0	W	Rhode Island
Nov. 15	6-14	L	New Hampshire

1948  
3-5, Coach: J.O. Christian

Date	Score	Result	Opponent
Oct. 2	0-7	L	at Yale
	7-10	L	Springfield
Oct. 16	34-6	W	Maine
	6-49	L	at Brown
	34-7	W	Champlain
Nov. 6	28-6	W	at Rhode Island
	7-20	L	at New Hampshire
Nov. 20	26-42	L	Kent State

1949  
4-4-1 overall, 2-0 in Yankee Conference

Coach: J.O. Christian

Date	Score	Result	Opponent
Sept. 24	0-26	L	at Yale
	14-0	W	American Int'l
	7-26	L	at Springfield
Oct. 15	12-12	T	at Maine
	125-0	W	Newport N.T.S.
Oct. 29	0-27	L	at Kent State
Nov. 5	23-0	W	Rhode Island
	27-7	W	New Hampshire
	12-43	L	at Ohio Wesleyan

Yankee Conf. Co-Champion

1950  
3-5 overall, 0-3 in Yankee Conference

Coach: Arthur L. Valpey

Date	Score	Result	Opponent
Sept. 23	0-25	L	at Yale
Sept. 30	14-25	L	American Int'l
Oct. 7	20-14	W	Ohio Wesleyan
Oct. 14	13-12	W	at Springfield
Oct. 21	7-16	L	Maine
Oct. 28	14-7	W	New York University
Nov. 4	7-21	L	at New Hampshire
Nov. 11	7-14	L	at Rhode Island

1951  
4-4 overall, 2-1 in Yankee Conference

Coach: Arthur L. Valpey

Date	Score	Result	Opponent
Sept. 29	27-14	W	Delaware
Oct. 6	6-7	L	at Williams
Oct. 13	7-0	W	Springfield
Oct. 20	19-49	L	at Maine
Oct. 27	6-20	L	at Buffalo
Nov. 3	20-0	W	New Hampshire
Nov. 10	0-6	L	American Int'l
Nov. 17	21-6	W	Rhode Island

1952  
5-3 overall, 3-1 in Yankee Conference

Coach: Robert Ingalls

Date	Score	Result	Opponent
Sept. 20	13-34	L	at Yale
Sept. 27	47-7	W	Buffalo
Oct. 4	26-13	W	Massachusetts
Oct. 11	13-7	W	Maine
Oct. 18	25-13	W	at Delaware
Oct. 25	16-12	W	at New Hampshire
Nov. 1	13-21	L	at Brown
Nov. 8	25-28	L	at Rhode Island

Yankee Conf. Co-Champion

1953  
3-4-1 overall, 2-1-1 in Yankee Conference

Coach: Robert Ingalls

Date	Score	Result	Opponent
Sept. 26	0-32	L	at Yale
Oct. 3	41-0	W	at Massachusetts
Oct. 10	26-6	W	St. Lawrence
Oct. 17	18-18	T	at Maine
Oct. 24	7-30	L	Delaware
Oct. 31	6-0	W	New Hampshire
Nov. 7	7-42	L	at Brown
Nov. 14	13-19	L	Rhode Island

1954  
1-8 overall, 0-4 in Yankee Conference

Coach: Robert Ingalls

Date	Score	Result	Opponent
Sept. 25	0-27	L	at Yale
Oct. 2	13-41	L	Boston University
Oct. 9	13-20	L	at Massachusetts
Oct. 16	13-41	L	Maine
Oct. 23	7-28	L	at Delaware
Sept. 30	0-34	L	at New Hampshire
Nov. 6	20-19	W	Northeastern
Nov. 13	0-20	L	at Rhode Island
Nov. 20	26-46	L	at Holy Cross

1955  
4-4 overall, 2-2 in Yankee Conference

Coach: Robert Ingalls

Date	Score	Result	Opponent
Sept. 24	0-14	L	at Yale
Oct. 1	10-7	W	at Boston University
Oct. 8	18-13	W	UMass
Oct. 15	0-13	L	at Maine
Oct. 22	14-26	L	at Delaware
Oct. 29	20-7	W	New Hampshire
Nov. 5	Cancelled		at Northeastern
Nov. 12	0-25	L	Rhode Island
Nov. 19	6-0	W	Holy Cross

1956  
6-2-1 overall, 3-0-1 in Yankee Conference

Coach: Robert Ingalls

Date	Score	Result	Opponent
Sept. 22	12-41	L	Springfield
Sept. 29	14-19	L	at Yale
Oct. 6	27-7	W	Rutgers
Oct. 13	71-6	W	at Massachusetts
Oct. 20	13-7	W	Maine
Oct. 27	26-14	W	Delaware
Nov. 3	0-0	T	at New Hampshire
Nov. 10	26-0	W	Northeastern
Nov. 17	51-6	W	at Rhode Island

Yankee Conference Champion

1957  
5-4-1 overall, 3-0-1 in Yankee Conference

Coach: Robert Ingalls

Date	Score	Result	Opponent
Sept. 21	14-19	L	at Springfield
Sept. 28	0-27	L	at Yale
Oct. 5	7-14	L	at Rutgers
Oct. 12	19-6	W	Massachusetts
Oct. 19	19-0	W	at Maine
Oct. 26	13-9	W	Delaware
Nov. 2	18-0	W	New Hampshire
Nov. 9	46-14	W	at Northeastern
Nov. 16	0-0	T	Rhode Island
Nov. 23	7-32	L	at Boston University


Yankee Conf. Co-Champion

1958  
7-3 overall, 4-0 in Yankee Conference

Coach: Robert Ingalls

Date	Score	Result	Opponent
Sept. 20	41-14	W	Springfield
Sept. 27	6-8	L	at Yale
Oct. 4	55-6	W	American Int'l
Oct. 11	28-14	W	at Massachusetts
Oct. 18	21-6	W	Maine
Oct. 25	0-28	L	at Delaware
Nov. 1	34-0	W	at N. Hampshire
Nov. 8	38-14	W	Northeastern
Nov. 15	36-8	W	at Rhode Island
Nov. 22	22-36	L	Boston University

Yankee Conference Champion



1959 The 1959 Huskies won the Yankee Conference Championship. 1963

### 6-3 overall, 4-0 in Yankee Conference

Coach: Robert Ingalls

Date	Score	Result	Opponent
Sept. 19	35-8	W	Springfield
Sept. 26	0-2	L	at Yale
Oct. 3	8-20	L	at Rutgers
Oct. 10	26-0	W	Massachusetts
Oct. 17	18-15	W	at Maine
Oct. 23	7-8	L	at Boston University
Oct. 31	39-38	W	New Hampshire
Nov. 7	30-2	W	at Northeastern
Nov. 14	34-0	W	Rhode Island

Yankee Conference Champion

1960

### 5-4 overall, 3-1 in Yankee Conference

Coach: Robert Ingalls

Date	Score	Result	Opponent
Sept. 24	8-11	L	at Yale
Oct. 1	6-19	L	Rutgers
Oct. 8	31-0	W	at Massachusetts
Oct. 15	30-2	W	Maine
Oct. 22	31-24	W	at Buffalo
Oct. 29	9-17	L	at New Hampshire
Nov. 5	16-14	W	Boston University
Nov. 12	42-6	W	Rhode Island
Nov. 19	6-30	L	at Holy Cross

Yankee Conf. Co-Champion

1961

### 2-7 overall, 2-2 in Yankee Conference

Coach: Robert Ingalls

Date	Score	Result	Opponent
Sept. 30	0-18	L	at Yale
Oct. 7	12-35	L	at Rutgers
Oct. 14	13-31	L	Massachusetts
Oct. 21	0-2	L	at Maine
Oct. 28	7-30	L	Buffalo
Nov. 4	30-23	W	New Hampshire
Nov. 11	6-14	L	at Boston University
Nov. 18	37-0	W	at Rhode Island
Nov. 25	3-14	L	Holy Cross

1962

### 3-6 overall, 2-2 in Yankee Conference

Coach: Robert Ingalls

Date	Score	Result	Opponent
Sept. 29	14-18	L	at Yale
Oct. 6	15-9	W	Rutgers
Oct. 13	6-16	L	at Massachusetts
Oct. 20	14-6	W	Maine
Oct. 27	0-34	L	at Delaware
Nov. 3	0-7	L	at New Hampshire
Nov. 10	7-13	L	Boston University
Nov. 17	27-0	W	Rhode Island
Nov. 24	14-36	L	at Holy Cross

### 2-6 overall, 1-3 in Yankee Conference

Coach: Robert Ingalls

Date	Score	Result	Opponent
Sept. 28	0-3	L	at Yale
Oct. 5	7-9	L	at Temple
Oct. 12	3-21	L	Massachusetts
Oct. 19	12-35	L	at Maine
Oct. 26	14-26	L	Delaware
Nov. 2	21-6	W	New Hampshire
Nov. 9	22-0	W	at Boston University
Nov. 16	12-13	L	at Rhode Island
Nov. 23	Cancelled		Holy Cross

1964

### 4-4-1 overall, 2-1-1 in Yankee Conference

Coach: Richard E. Forzano

Date	Score	Result	Opponent
Sept. 26	6-21	L	at Yale
Oct. 3	3-9	L	at Rutgers
Oct. 10	0-30	L	at Massachusetts
Oct. 17	14-13	W	Maine
Oct. 24	25-7	W	Temple
Oct. 31	0-0	T	at New Hampshire
Nov. 7	17-16	W	Boston University
Nov. 14	28-7	W	Rhode Island
Nov. 21	6-20	L	at Holy Cross

1965

### 3-6 overall, 2-2 in Yankee Conference

Coach: Richard E. Forzano

Date	Score	Result	Opponent
Sept. 25	13-6	W	at Yale
Oct. 2	8-17	L	Rutgers
Oct. 9	7-20	L	Massachusetts
Oct. 16	6-24	L	at Maine
Oct. 23	11-12	L	Temple
Oct. 30	27-0	W	New Hampshire
Nov. 6	14-15	L	at Boston University
Nov. 13	14-0	W	at Rhode Island
Nov. 20	0-22	L	Holy Cross

1966

### 2-6-1 overall, 2-2-1 in Yankee Conference

Coach: John L. Toner

Date	Score	Result	Opponent
Sept. 24	0-16	L	at Yale
Oct. 1	10-14	L	Vermont
Oct. 8	6-12	L	at Massachusetts
Oct. 15	20-19	W	Maine
Oct. 22	25-35	L	at Temple
Oct. 29	15-14	W	at New Hampshire
Nov. 5	16-30	L	Boston University
Nov. 12	0-0	T	Rhode Island
Nov. 19	0-16	L	at Holy Cross

1967

### 5-4 overall, 4-1 in Yankee Conference

Coach: John L. Toner

Date	Score	Result	Opponent
Sept. 30	17-6	W	at Vermont
Oct. 7	6-14	L	at Yale
Oct. 14	14-35	L	Massachusetts
Oct. 21	21-0	W	at Maine
Oct. 28	18-38	L	Davidson
Nov. 4	20-19	W	New Hampshire
Nov. 11	12-21	L	at Boston University
Nov. 18	26-18	W	at Rhode Island
Nov. 25	3-0	W	Holy Cross

1968

### 4-6 overall, 4-1 in Yankee Conference

Coach: John L. Toner

Date	Score	Result	Opponent
Sept. 20	21-0	W	Vermont
Sept. 28	14-31	L	at Yale
Oct. 5	10-17	L	at New Hampshire
Oct. 12	18-30	L	at Davidson
Oct. 19	29-0	W	Maine
Oct. 26	27-20	W	at Massachusetts
Nov. 2	23-33	L	Boston University
Nov. 9	15-27	L	at Rutgers
Nov. 16	35-6	W	Rhode Island
Nov. 23	24-27	L	at Holy Cross

Yankee Conf. Co-Champion

1969

### 5-4 overall, 3-2 in Yankee Conference

Coach: John L. Toner

Date	Score	Result	Opponent
Sept. 20	26-6	W	at Vermont
Sept. 27	19-15	W	at Yale
Oct. 4	6-14	L	New Hampshire
Oct. 18	28-7	W	at Maine
Oct. 25	7-28	L	Massachusetts
Nov. 1	21-37	L	at Boston University
Nov. 8	28-22	W	Rutgers
Nov. 15	25-15	W	at Rhode Island
Nov. 22	33-43	L	Baldwin-Wallace

1970

### 4-4-2 overall, 4-0-1 in Yankee Conference

Coach: John L. Toner

Date	Score	Result	Opponent
Sept. 19	47-0	W	Vermont
Sept. 26	0-10	L	at Yale
Oct. 3	27-14	W	at New Hampshire
Oct. 10	23-41	L	at Temple
Oct. 17	45-13	W	Maine
Oct. 24	21-21	T	at Massachusetts
Oct. 31	9-34	L	Boston University
Nov. 7	15-28	L	at William & Mary
Nov. 14	33-12	W	Rhode Island
Nov. 21	20-20	T	at Holy Cross

Yankee Conference Champion

1971

### 5-3-1 overall, 3-1-1 in Yankee Conference

Coach: Robert F. Casciola

Date	Score	Result	Opponent
Sept. 18	7-20	L	at Vermont
Sept. 25	0-23	L	at Yale
Oct. 2	28-21	W	New Hampshire
Oct. 9	0-38	L	Temple
Oct. 16	21-7	W	at Maine
Oct. 23	3-3	T	Massachusetts
Oct. 29	14-10	W	at Boston U.
Nov. 13	10-6	W	at Rhode Island
Nov. 20	24-17	W	Holy Cross

Yankee Conf. Co-Champion

1972

### 4-5 overall, 4-1 in Yankee Conference

Coach: Robert F. Casciola

Date	Score	Result	Opponent
Sept. 23	7-0	W	Vermont
Sept. 30	7-28	L	at Yale
Oct. 7	10-7	W	at New Hampshire
Oct. 14	7-32	L	Delaware
Oct. 21	31-9	W	Maine
Oct. 28	16-49	L	at Massachusetts
Nov. 4	13-21	L	at Rutgers
Nov. 18	42-21	W	Rhode Island
Nov. 25	10-20	L	at Holy Cross



# ALL-TIME RESULTS

## 2017 UCONN FOOTBALL MEDIA GUIDE

1973  
**8-2-1 overall, 5-0-1 in Yankee Conference**  
**Coach: Larry L. Naviaux**

Date	Score	Result	Opponent
Sept. 15	20-22	L	Lehigh
Sept. 22	26-14	W	at Vermont
Sept. 29	27-13	W	at Yale
Oct. 6	7-3	W	New Hampshire
Oct. 13	7-35	L	at Delaware
Oct. 20	30-3	W	at Maine
Oct. 27	28-6	W	Massachusetts
Nov. 3	27-19	W	Rutgers
Nov. 10	19-10	W	at Boston U.
Nov. 17	7-7	T	at Rhode Island
Nov. 24	10-9	W	Holy Cross

*Yankee Conference Champion*

1974  
**4-6 overall, 3-3 in Yankee Conference**  
**Coach: Larry L. Naviaux**

Date	Score	Result	Opponent
Sept. 21	36-22	W	Vermont
Sept. 28	7-20	L	at Yale
Oct. 5	41-24	W	at New Hampshire
Oct. 12	6-15	L	Delaware
Oct. 19	0-7	L	Maine
Oct. 26	10-9	W	at Massachusetts
Nov. 2	9-7	W	at Rutgers
Nov. 9	17-27	L	Boston University
Nov. 16	13-14	L	Rhode Island
Nov. 23	14-23	L	at Holy Cross

1975  
**4-7 overall, 3-2 in Yankee Conference**  
**Coach: Larry L. Naviaux**

Date	Score	Result	Opponent
Sept. 20	7-55	L	at Navy
Sept. 27	14-35	L	at Yale
Oct. 4	10-14	L	New Hampshire
Oct. 11	0-29	L	at Delaware
Oct. 18	14-0	W	at Maine
Oct. 25	14-29	L	Massachusetts
Nov. 1	8-35	L	Rutgers
Nov. 7	52-10	W	at Boston U.
Nov. 15	21-10	W	at Rhode Island
Nov. 22	35-14	W	Holy Cross
Nov. 29	3-13	L	Virginia Military

1976  
**2-9 overall, 2-3 in Yankee Conference**  
**Coach: Larry L. Naviaux**

Date	Score	Result	Opponent
Sept. 11	7-13	L	at Colgate
Sept. 18	3-21	L	Navy
Sept. 25	10-21	L	at Yale
Oct. 2	21-24	L	at New Hampshire
Oct. 9	0-38	L	at Rutgers
Oct. 16	13-24	L	Maine
Oct. 23	28-6	W	at Massachusetts
Oct. 30	6-30	L	Delaware
Nov. 6	40-11	W	Boston University
Nov. 13	14-17	L	Rhode Island
Nov. 20	40-41	L	at Holy Cross

1977  
**1-10 overall, 1-4 in Yankee Conference**  
**Coach: Walt Nadzak**

Date	Score	Result	Opponent
Sept. 10	0-49	L	at Lehigh
Sept. 17	7-38	L	at Navy
Sept. 24	12-23	L	at Yale
Oct. 1	7-42	L	New Hampshire
Oct. 8	18-42	L	Rutgers
Oct. 15	7-9	L	at Maine
Oct. 22	0-10	L	Massachusetts
Oct. 29	0-28	L	at Delaware
Nov. 5	23-21	W	at Boston U.
Nov. 12	7-14	L	at Rhode Island
Nov. 19	3-14	L	Holy Cross

1978  
**4-7 overall, 3-2 in Yankee Conference**  
**Coach: Walt Nadzak**

Date	Score	Result	Opponent
Sept. 9	21-19	W	Northeastern
Sept. 16	3-27	L	William & Mary
Sept. 23	0-30	L	Navy
Sept. 30	7-21	L	at Yale
Oct. 7	17-25	L	at New Hampshire
Oct. 14	0-10	L	at Rutgers
Oct. 21	49-7	W	Maine
Nov. 28	10-17	L	at Massachusetts

Nov. 11	27-20	W	Boston University
Nov. 18	31-6	W	Rhode Island
Nov. 25	16-20	L	at Holy Cross

1979  
**3-6-2 overall, 3-1-1 in Yankee Conference**  
**Coach: Walt Nadzak**

Date	Score	Result	Opponent
Sept. 15	10-26	L	at Army
Sept. 22	10-21	L	at Navy
Sept. 28	17-24	L	at Yale
Oct. 6	3-3	T	New Hampshire
Oct. 13	14-26	L	Rutgers
Oct. 20	19-7	W	at Maine
Oct. 27	24-0	W	Massachusetts
Nov. 3	13-13	T	at Virginia Military
Nov. 10	12-16	L	at Boston U.
Nov. 17	10-9	W	at Rhode Island
Nov. 27	12-28	L	Holy Cross

1980  
**7-3 overall, 3-2 in Yankee Conference**  
**Coach: Walt Nadzak**

Date	Score	Result	Opponent
Sept. 6	20-10	W	at New Hampshire
Sept. 13	38-7	W	Bucknell
Sept. 20	34-6	W	at Northeastern
Sept. 27	10-20	L	at Yale
Oct. 4	24-21	W	Colgate
Oct. 18	18-17	W	at Holy Cross
Oct. 25	14-13	W	Maine
Nov. 1	21-39	L	at Massachusetts
Nov. 8	24-28	L	Boston University
Nov. 15	56-30	W	Rhode Island

1981  
**4-7 overall, 1-4 in Yankee Conference**  
**Coach: Walt Nadzak**

Date	Score	Result	Opponent
Sept. 12	27-7	W	at Bucknell
Sept. 19	31-3	W	Northeastern
Sept. 26	18-27	L	at Yale
Oct. 3	24-28	L	New Hampshire
Oct. 10	17-21	L	at Lehigh
Oct. 17	44-24	W	Holy Cross
Oct. 24	31-10	W	at Maine
Oct. 31	24-29	L	Massachusetts
Nov. 7	20-37	L	at Boston U.
Nov. 14	29-34	L	at Rhode Island
Nov. 27	26-35	L	Delaware

1982  
**5-6 overall, 3-2 in Yankee Conference**  
**Coach: Walt Nadzak**

Date	Score	Result	Opponent
Sept. 11	17-31	L	at Colgate
Sept. 18	24-17	W	Northeastern
Sept. 25	17-7	W	at Yale
Oct. 2	20-17	W	at New Hampshire
Oct. 9	12-16	L	Lehigh
Oct. 16	7-10	L	at Holy Cross
Oct. 23	7-21	L	Maine
Oct. 30	14-30	L	at Massachusetts
Nov. 6	13-10	W	Boston University
Nov. 13	26-21	W	Rhode Island
Nov. 26	7-13	L	at Delaware

*Yankee Conference Co-Champion*

1983  
**5-6 overall, 4-1 in Yankee Conference**  
**Coach: Tom Jackson**

Date	Score	Result	Opponent
Sept. 10	5-22	L	at Rutgers
Sept. 17	7-28	L	at Northeastern
Sept. 24	38-12	W	at Yale
Oct. 1	9-7	W	New Hampshire
Oct. 8	7-13	L	at Lehigh
Oct. 15	16-20	L	Holy Cross
Oct. 22	31-26	W	at Maine
Oct. 29	16-6	W	Massachusetts
Nov. 5	7-17	L	at Boston U.
Nov. 12	18-17	W	at Rhode Island
Nov. 19	33-41	L	Colgate

*Yankee Conference Co-Champion*

1984  
**3-8 overall, 1-4 in Yankee Conference**  
**Coach: Tom Jackson**

Date	Score	Result	Opponent
Sept. 8	3-9	L	at Colgate
Sept. 15	7-10	L	Lehigh

Sept. 22	41-14	W	Morgan State
Sept. 29	20-0	W	at Yale
Oct. 6	12-13	L	at New Hampshire
Oct. 13	13-20	L	at Lafayette
Oct. 20	0-41	L	at Holy Cross
Oct. 27	10-13	L	Maine (OT)
Nov. 3	21-16	W	at Massachusetts
Nov. 10	17-21	L	Boston University
Nov. 17	19-29	L	Rhode Island

1985  
**4-5 overall, 1-4 in Yankee Conference**  
**Coach: Tom Jackson**

Date	Score	Result	Opponent
Sept. 14	27-13	W	Northeastern
Sept. 21	28-24	W	at Lehigh
Sept. 28	Cancelled		at Yale
Oct. 5	8-10	L	New Hampshire
Oct. 12	14-24	L	Delaware St.
Oct. 19	22-2	W	Holy Cross
Oct. 26	3-28	L	at Maine
Nov. 2	7-21	L	Massachusetts
Nov. 9	24-3	W	at Boston U.
Nov. 16	42-56	L	at Rhode Island

1986  
**8-3 overall, 5-2 in Yankee Conference**  
**Coach: Tom Jackson**

Date	Score	Result	Opponent
Sept. 13	20-9	W	Central Conn.
Sept. 20	29-22	W	Richmond
Sept. 27	17-12	W	at Yale
Oct. 4	19-42	L	at New Hampshire
Oct. 11	31-32	L	at Delaware St.
Oct. 18	26-20	W	at Northeastern
Oct. 25	35-19	W	Maine
Nov. 1	24-7	W	Boston University
Nov. 8	7-35	L	at Delaware
Nov. 15	21-14	W	Rhode Island (OT)
Nov. 22	20-17	W	at Massachusetts

*Yankee Conference Co-Champion*

1987  
**7-4 overall, 5-2 in Yankee Conference**  
**Coach: Tom Jackson**

Date	Score	Result	Opponent
Sept. 12	38-21	W	Southern Conn.
Sept. 19	12-20	L	Northeastern
Sept. 26	27-30	L	at Yale
Oct. 3	21-14	W	at Richmond
Oct. 10	7-31	L	at Boston U.
Oct. 17	21-17	W	Massachusetts
Oct. 24	28-32	L	at Maine
Oct. 31	34-23	W	Villanova
Nov. 7	20-19	W	Delaware
Nov. 14	52-7	W	at Rhode Island
Nov. 21	31-21	W	New Hampshi

1988  
**7-4 overall, 4-4 in Yankee Conference**  
**Coach: Tom Jackson**

Date	Score	Result	Opponent
Sept. 10	35-12	W	Richmond
Sept. 17	20-27	L	at New Hampshire
Sept. 24	41-0	W	at Yale
Oct. 1	25-24	W	at Northeastern
Oct. 8	14-21	L	Villanova
Oct. 15	35-14	W	at Massachusetts
Oct. 22	28-21	W	Maine
Oct. 29	45-0	W	Southern Conn.
Nov. 5	21-20	W	at Delaware
Nov. 12	15-20	L	at Boston U.
Nov. 19	19-21	L	Rhode Island

1989  
**8-3 overall, 6-2 in Yankee Conference**  
**Coach: Tom Jackson**

Date	Score	Result	Opponent
Sept. 9	27-9	W	Central Conn.
Sept. 16	30-31	L	at SMU
Sept. 23	20-10	W	New Hampshire
Sept. 30	31-20	W	at Yale
Oct. 7	35-41	L	at Villanova (6 OT)
Oct. 14	39-33	W	Massachusetts (OT)
Oct. 21	8-30	L	at Maine
Oct. 28	13-3	W	at Richmond
Nov. 4	21-17	W	Delaware
Nov. 11	38-30	W	Boston University
Nov. 18	35-28	W	at Rhode Island

*Yankee Conference Tri-Champions*

# ALL-TIME RESULTS



## 2017 UCONN FOOTBALL MEDIA GUIDE



The 1998 Huskies were the first-ever UConn team to play in the postseason as they advanced to the second round of the NCAA Division I-AA playoffs.

1990

**6-5 overall, 5-3 in Yankee Conference**

**Coach: Tom Jackson**

Date	Score	Result	Opponent
Sept. 8	16-21	L	New Hampshire
Sept. 15	21-48	L	at North Carolina
Sept. 22	7-24	L	at William & Mary
Sept. 29	44-7	W	at Yale
Oct. 6	24-22	W	Villanova
Oct. 13	19-38	L	at Massachusetts
Oct. 20	35-20	W	Maine
Oct. 27	42-24	W	Richmond
Nov. 3	21-35	L	at Delaware
Nov. 10	28-21	W	at Boston U.
Nov. 17	51-21	W	Rhode Island

1991

**3-8 overall, 2-6 in Yankee Conference**

**Coach: Tom Jackson**

Date	Score	Result	Opponent
Sept. 7	24-35	L	Furman
Sept. 14	16-21	L	at New Hampshire
Sept. 21	19-35	L	Lehigh
Sept. 28	13-35	L	at Villanova
Oct. 5	34-20	W	at Yale
Oct. 19	26-21	W	Massachusetts
Oct. 26	20-41	L	at Maine
Nov. 2	35-34	W	at Richmond
Nov. 9	18-49	L	Delaware
Nov. 16	26-29	L	Boston U. (2OT)
Nov. 23	10-20	L	at Rhode Island

1992

**5-6 overall, 4-4 in Yankee Conference**

**Coach: Tom Jackson**

Date	Score	Result	Opponent
Sept. 5	13-14	L	New Haven
Sept. 12	24-21	W	at New Hampshire
Sept. 26	13-16	L	at Northeastern
Oct. 3	40-20	W	Yale
Oct. 10	20-27	L	Villanova
Oct. 17	7-20	L	at Massachusetts
Oct. 24	37-30	W	Maine
Oct. 31	30-28	W	Richmond
Nov. 7	7-33	L	at Delaware
Nov. 14	25-30	L	at Boston U.
Nov. 21	38-0	W	Rhode Island

1993

**6-5 overall, 5-3 in Yankee Conference**

**Coach: Tom Jackson**

Date	Score	Result	Opponent
Sept. 4	17-26	L	at Furman
Sept. 11	24-23	W	N. Hampshire (2 OT)
Sept. 18	45-34	W	James Madison
Sept. 25	25-14	W	at Yale
Oct. 2	27-28	L	Towson State
Oct. 9	14-17	L	at Villanova
Oct. 16	17-20	L	Massachusetts
Oct. 23	14-13	W	at Maine
Oct. 30	21-3	W	at Richmond
Nov. 6	41-9	W	at Rhode Island
Nov. 13	16-30	L	Boston University

1994

**4-7 overall, 4-4 in Yankee Conference**

**Coach: Skip Holtz**

Date	Score	Result	Opponent
Sept. 3	7-16	L	Nicholls State
Sept. 10	21-31	L	Troy State
Sept. 17	36-21	W	Richmond
Sept. 24	19-20	L	at New Hampshire
Oct. 1	17-28	L	at Yale
Oct. 8	26-10	W	Villanova
Oct. 15	31-35	L	Maine
Oct. 22	33-16	W	Rhode Island
Nov. 5	9-26	L	at Boston U.
Nov. 12	20-48	L	at James Madison
Nov. 19	21-13	W	at Massachusetts

1995

**8-3 overall, 5-3 in Yankee Conference**

**Coach: Skip Holtz**

Date	Score	Result	Opponent
Sept. 9	23-21	W	New Hampshire
Sept. 16	54-9	W	Central Conn.
Sept. 23	26-25	W	Buffalo
Sept. 30	39-20	W	at Yale
Oct. 7	14-13	W	at Villanova
Oct. 14	31-30	W	at Maine
Oct. 21	19-24	L	at Rhode Island
Oct. 28	9-10	L	Northeastern
Nov. 4	28-17	W	Boston University
Nov. 11	16-24	L	at James Madison
Nov. 18	20-7	W	Massachusetts

1996

**5-6 overall, 3-5 in Yankee Conference**

**Coach: Skip Holtz**

Date	Score	Result	Opponent
Sept. 7	20-3	W	at Buffalo
Sept. 14	21-19	W	Northeastern
Sept. 21	13-21	L	at New Hampshire
Sept. 28	42-6	W	at Yale
Oct. 5	27-38	L	Villanova
Oct. 12	16-17	L	Maine
Oct. 19	forfeit	W	Rhode Island
Oct. 26	16-24	L	Hofstra
Nov. 2	45-10	W	at Boston U.
Nov. 9	6-14	L	James Madison
Nov. 16	38-39	L	at Massachusetts

1997

**7-4 overall, 4-4 in Atlantic 10**

**Coach: Skip Holtz**

Date	Score	Result	Opponent
Sept. 13	38-26	W	Northeastern
Sept. 20	35-31	W	at Hofstra
Sept. 27	28-0	W	at Yale
Oct. 4	55-0	W	Buffalo
Oct. 11	47-49	L	at Maine (3 OT)
Oct. 18	17-38	L	William & Mary
Oct. 25	37-21	W	Rhode Island
Nov. 1	45-7	W	Boston University
Nov. 8	29-37	L	at Delaware
Nov. 15	49-16	W	at Massachusetts
Nov. 22	18-21	L	New Hampshire

1998

**10-3 overall, 6-2 in Atlantic 10**

**Coach: Skip Holtz**

Date	Score	Result	Opponent
Sept. 5	45-35	W	at Colgate
Sept. 19	35-27	W	Maine
Sept. 26	63-21	W	at Yale
Oct. 3	20-34	L	at New Hampshire
Oct. 10	40-18	W	Hofstra
Oct. 17	44-41	W	Massachusetts (OT)

Oct. 24	31-17	W	Rhode Island
Oct. 31	32-22	W	at Northeastern
Nov. 7	17-59	L	Delaware
Nov. 14	34-26	W	at William & Mary
Nov. 21	28-27	W	at UMass
Nov. 28	42-34	W	Hampton (NCAA)
Dec. 5	30-52	L	at Ga. Southern (NCAA)

NCAA I-AA Playoff Quarterfinalists  
Atlantic 10 New England Division Champions

1999

**4-7 overall, 3-5 in Atlantic 10**

**Coach: Randy Edsall**

Date	Score	Result	Opponent
Sept. 4	17-56	L	at Hofstra
Sept. 11	14-45	L	at Kentucky
Sept. 18	23-0	W	Buffalo
Sept. 25	34-20	W	at Maine
Oct. 2	20-9	W	Rhode Island
Oct. 16	45-48	L	Villanova (3 OT)
Oct. 23	14-48	L	at James Madison
Oct. 30	21-28	L	Richmond
Nov. 6	29-24	W	Northeastern
Nov. 13	18-43	L	New Hampshire
Nov. 20	20-62	L	at Massachusetts

2000

**3-8 overall, Coach: Randy Edsall**

Date	Score	Result	Opponent
Sept. 2	25-32	L	at Eastern Mich.
Sept. 9	37-7	W	Colgate
Sept. 16	24-21	W	at Buffalo
Sept. 23	27-35	L	Northeastern
Sept. 30	22-41	L	at Louisville
Oct. 7	3-55	L	at Boston College
Oct. 21	38-35	W	at Akron
Oct. 28	13-21	L	South Florida
Nov. 4	10-66	L	Middle Tenn.
Nov. 11	21-26	L	Rhode Island

Nov. 18 0-29 L at Ball State 2001

**2-9 overall, Coach: Randy Edsall**

Date	Score	Result	Opponent
Sept. 1	10-52	L	at Virginia Tech (9)
Sept. 8	17-35	L	Eastern Wash.
Sept. 22	20-37	L	Buffalo
Sept. 29	20-19	W	at Rutgers
Oct. 6	19-0	W	Eastern Michigan
Oct. 13	21-40	L	at South Florida
Oct. 27	5-10	L	Ball State
Nov. 3	28-45	L	at Cincinnati
Nov. 10	31-38	L	Utah State
Nov. 17	14-38	L	at Middle Tenn.
Nov. 24	7-56	L	at Temple

2002

**6-6 overall, Coach: Randy Edsall**

Date	Score	Result	Opponent
Aug. 31	16-24	L	at Boston College
Sept. 7	14-31	L	Georgia Tech
Sept. 14	24-3	W	at Buffalo
Sept. 21	37-19	W	Ohio
Sept. 28	21-24	L	Ball State (OT)
Oct. 5	14-48	L	at Miami (Fla.) (1)
Oct. 19	24-38	L	Temple
Oct. 26	24-28	L	at Vanderbilt
Nov. 2	61-14	W	Florida Atlantic
Nov. 9	63-21	W	Kent State
Nov. 16	38-0	W	at Navy
Nov. 23	37-20	W	at Iowa State

2003

**9-3 overall, Coach: Randy Edsall**

Date	Score	Result	Opponent
Aug. 30	34-10	W	Indiana
Sept. 6	48-21	W	at Army
Sept. 13	14-24	L	Boston College
Sept. 20	38-7	W	at Buffalo
Sept. 27	13-47	L	at Virginia Tech (5)
Oct. 4	35-17	W	Lehigh
Oct. 11	24-31	L	at N.C. State
Oct. 18	34-31	W	at Kent State (OT)
Oct. 25	38-37	W	Akron
Nov. 1	41-27	W	Western Michigan
Nov. 8	38-31	W	Rutgers
Nov. 15	51-17	W	at Wake Forest



# ALL-TIME RESULTS

## 2017 UCONN FOOTBALL MEDIA GUIDE

2004

**8-4 overall, 3-3 in BIG EAST**

**Coach: Randy Edsall**

Date	Score	Result	Opponent
Sept. 4	52-14	W	Murray State
Sept. 11	22-20	W	Duke
Sept. 17	7-27	L	at Boston College
Sept. 25	40-3	W	Army
Sept. 30	29-17	W	Pittsburgh
Oct. 13	19-31	L	West Virginia (17)
Oct. 23	45-31	W	Temple
Oct. 30	30-42	L	at Syracuse
Nov. 13	10-30	L	at Georgia Tech
Nov. 20	29-0	W	Buffalo
Nov. 25	41-35	W	at Rutgers
Dec. 27	39-10	W	vs. Toledo

*Motor City Bowl (Detroit, Mich.)*

2005

**5-6 overall, 2-5 in BIG EAST**

**Coach: Randy Edsall**

Date	Score	Result	Opponent
Sept. 1	38-0	W	Buffalo
Sept. 10	59-0	W	Liberty
Sept. 17	13-28	L	at Georgia Tech (16)
Oct. 1	47-13	W	at Army
Oct. 7	26-7	W	Syracuse
Oct. 15	17-28	L	at Cincinnati
Oct. 22	24-26	L	Rutgers
Nov. 2	13-45	L	at West Virginia (16)
Nov. 12	0-24	L	at Pittsburgh
Nov. 26	15-10	W	South Florida
Dec. 3	20-30	L	Louisville (16)

2006

**4-8 overall, 1-6 in BIG EAST**

**Coach: Randy Edsall**

Date	Score	Result	Opponent
Aug. 31	52-7	W	Rhode Island
Sept. 16	13-24	L	Wake Forest
Sept. 23	14-7	W	at Indiana
Sept. 30	17-41	L	Navy
Oct. 7	16-38	L	at South Florida
Oct. 14	21-7	W	Army
Oct. 20	11-37	L	West Virginia (4)
Oct. 29	13-24	L	at Rutgers (15)
Nov. 11	46-45	W	Pittsburgh (2OT)
Nov. 18	14-20	L	at Syracuse
Nov. 25	23-26	L	Cincinnati
Dec. 2	17-48	L	at Louisville (6)

2007

**9-4 overall, 5-2 in BIG EAST**

**Coach: Randy Edsall**

Date	Score	Result	Opponent
Sept. 1	45-14	W	at Duke
Sept. 8	38-0	W	Maine
Sept. 15	22-17	W	Temple
Sept. 22	34-14	W	at Pittsburgh
Sept. 29	44-10	W	Akron
Oct. 13	16-17	L	at Virginia
Oct. 19	21-17	W	Louisville
Oct. 27	22-15	W	USF (11)
Nov. 3	38-19	W	(16) Rutgers
Nov. 10	3-27	L	(16) at Cincinnati
Nov. 17	30-7	W	(25) Syracuse
Nov. 24	21-66	L	(20) at West Virginia (4)
Dec. 29	10-24	L	vs. Wake Forest

*Meineke Car Care Bowl (Charlotte, N.C.)*

*BIG EAST Co-Champions*

2008

**8-5 overall, 3-4 in BIG EAST**

**Coach: Randy Edsall**

Date	Score	Result	Opponent
Aug. 28	35-3	W	Hofstra
Sept. 6	12-9	W	at Temple (OT)
Sept. 13	45-10	W	Virginia
Sept. 19	31-28	W	Baylor
Sept. 26	26-21	W	at Louisville
Oct. 4	12-38	L	(24) at North Carolina
Oct. 18	10-12	L	at Rutgers
Oct. 25	40-16	W	Cincinnati
Nov. 1	13-35	L	West Virginia
Nov. 15	39-14	W	at Syracuse
Nov. 23	13-17	L	at South Florida
Dec. 6	10-34	L	Pittsburgh (23)
Jan. 3	38-20	W	vs. Buffalo

*International Bowl (Toronto, Ont.)*

2009

**8-5 overall, 3-4 in BIG EAST**

**Coach: Randy Edsall**

Date	Score	Result	Opponent
Sept. 5	23-16	W	at Ohio
Sept. 12	10-12	L	North Carolina (19)
Sept. 19	30-22	W	at Baylor
Sept. 26	52-10	W	Rhode Island
Oct. 10	21-24	L	at Pittsburgh
Oct. 17	38-25	W	Louisville
Oct. 24	24-28	L	at West Virginia (23)
Oct. 31	24-28	L	Rutgers
Nov. 7	45-47	L	at Cincinnati (5)
Nov. 21	33-30	W	at Notre Dame (2OT)
Nov. 28	56-31	W	Syracuse
Dec. 5	29-27	W	South Florida
Jan. 2	20-7	W	South Carolina

*Papajohns.com Bowl (Birmingham, Ala.)*

2010

**8-5 overall, 5-2 BIG EAST**

**Coach: Randy Edsall**

Date	Score	Result	Opponent
Sept. 4	10-30	L	at Michigan
Sept. 11	62-3	W	Texas Southern
Sept. 18	16-30	L	at Temple
Sept. 25	45-21	W	Buffalo
Oct. 2	40-21	W	Vanderbilt
Oct. 8	24-27	L	at Rutgers
Oct. 23	0-26	L	at Louisville
Oct. 29	16-13	W	West Virginia (OT)
Nov. 11	30-28	W	Pittsburgh
Nov. 20	23-6	W	at Syracuse
Nov. 27	38-17	W	Cincinnati
Dec. 4	19-16	W	at USF
Jan. 1	20-48	L	(25) vs. Oklahoma (9)

*Tostitos Fiesta Bowl (Glendale, Ariz.)*

*BIG EAST Conference Co-Champions (BCS Representative)*

2011

**5-7 overall, 3-4 in BIG EAST**

**Coach: Paul Pasqualoni**

Date	Score	Result	Opponent
Sept. 3	35-3	W	Fordham
Sept. 10	21-24	L	at Vanderbilt
Sept. 16	20-24	L	Iowa State
Sept. 24	17-3	W	at Buffalo
Oct. 1	31-38	L	Western Michigan
Oct. 8	16-43	L	at West Virginia (16)
Oct. 15	16-10	W	USF
Oct. 26	20-35	L	at Pittsburgh
Nov. 5	28-21	W	Syracuse
Nov. 19	20-34	L	Louisville
Nov. 26	40-22	W	Rutgers
Dec. 3	27-35	L	at Cincinnati

2012

**5-7 overall, 2-5 in BIG EAST**

**Head Coach: Paul Pasqualoni**

Date	Score	Result	Opponent
Aug. 30	37-0	W	Massachusetts
Sept. 8	7-10	L	North Carolina State
Sept. 15	24-21	W	at Maryland
Sept. 22	24-30	L	at Western Michigan
Sept. 29	24-17	W	Buffalo
Oct. 6	3-19	L	at Rutgers (22)
Oct. 13	14-17	L	Temple (OT)
Oct. 19	10-40	L	at Syracuse
Nov. 3	6-13	L	at USF
Nov. 9	24-17	W	Pittsburgh
Nov. 24	23-20	W	at Louisville (3OT) (19)
Dec. 1	17-34	L	Cincinnati

2013

**3-9 overall, 3-5 in The American**

**Head Coach: Paul Pasqualoni**

**Interim Head Coach: T.J. Weist**

Date	Score	Result	Opponent
Aug. 29	18-33	L	Towson
Sept. 14	21-32	L	Maryland
Sept. 21	21-24	L	Michigan (14)
Sept. 28	12-41	L	at Buffalo
Oct. 12	10-13	L	USF
Oct. 19	16-41	L	at Cincinnati
Oct. 26	17-62	L	at UCF (21)
Nov. 8	10-31	L	Louisville (20)
Nov. 16	21-38	L	at SMU
Nov. 23	28-21	W	at Temple
Nov. 30	28-17	W	Rutgers
Dec. 7	45-10	W	Memphis

*Paul Pasqualoni was the head coach for the first four games of the season through the Buffalo game on Sept. 28. T.J. Weist was the interim head coach for the final eight games.*

2014

**2-10 overall, 1-7 in The American**

**Head Coach: Bob Diaco**

Date	Score	Result	Opponent
Aug. 29	10-35	L	BYU
Sept. 6	19-16	W	Stony Brook
Sept. 13	21-38	L	Boise State
Sept. 19	14-17	L	at USF
Sept. 27	10-36	L	Temple
Oct. 11	3-12	L	at Tulane
Oct. 23	21-31	L	at East Carolina (18)
Nov. 1	37-29	W	UCF
Nov. 8	21-35	L	at Army*
Nov. 22	0-41	L	Cincinnati
Nov. 29	10-41	L	at Memphis
Dec. 6	20-27	L	SMU

*\* played at Yankee Stadium, Bronx, N.Y.*

2015

**6-7 overall, 4-4 in American**

**Head Coach: Bob Diaco**

Date	Score	Result	Opponent
Sept. 3	20-15	W	Villanova
Sept. 12	22-17	W	Army
Sept. 19	6-9	L	at Missouri (22)
Sept. 26	18-28	L	Navy
Oct. 2	13-30	L	at BYU
Oct. 10	40-13	W	at UCF
Oct. 17	20-28	L	USF
Oct. 24	13-37	L	at Cincinnati
Oct. 30	31-13	W	East Carolina
Nov. 7	7-3	W	at Tulane
Nov. 21	20-17	W	Houston (13)
Nov. 28	3-27	L	at Temple (25)
Dec. 26	10-16	L	vs. Marshall

*St. Petersburg Bowl (St. Petersburg, Fla.)*

2016

**3-9 overall, 1-7 in American**

**Head Coach: Bob Diaco**

Date	Score	Result	Opponent
Sept. 1	24-21	W	Maine
Sept. 10	24-28	L	at Navy
Sept. 17	13-10	W	Virginia
Sept. 24	24-31	L	Syracuse
Sept. 29	14-42	L	at Houston (6)
Oct. 8	20-9	W	Cincinnati
Oct. 15	27-42	L	at USF
Oct. 22	16-24	L	UCF
Oct. 29	3-41	L	at East Carolina
Nov. 4	0-21	L	Temple
Nov. 19	0-30	L	at Boston College
Nov. 26	13-38	L	Tulane

# ALL-TIME SERIES



## 2017 UCONN FOOTBALL MEDIA GUIDE

School	Games	Record	First Meeting	Last Meeting	Last UConn Win	School	Games	Record	First Meeting	Last Meeting	Last UConn Win
Akron	3	3-0	2000	2007	2007	<b>Memphis</b>	<b>2</b>	<b>1-1</b>	<b>2013</b>	<b>2014</b>	<b>2013</b>
Albright	1	0-1	1930	1930	None	Miami (Fla.)	1	0-1	2002	2002	None
American International	5	2-3	1934	1958	1958	Michigan	2	0-2	2010	2013	None
Amherst	3	1-2	1929	1945	1945	Middle Tennessee	2	0-2	2000	2001	None
Army	7	5-2	1979	2015	2015	Middlebury	6	6-0	1937	1945	1945
Arnold	1	0-0-1	1931	1931	None	<b>Missouri</b>	<b>1</b>	<b>0-1</b>	<b>2015</b>	<b>2015</b>	-
Baldwin-Wallace	1	0-1	1969	1969	None	Morgan State	1	1-0	1984	1984	1984
Ball State	3	0-3	2000	2002	None	Murray State	1	1-0	2004	2004	2004
Bates	1	0-1	1944	1944	None	Navy	9	1-8	1975	2016	2002
Baylor	2	2-0	2008	2009	2009	New Hampshire	71	29-36-6	1906	1999	1995
Boise State	1	0-1	2014	2014	-	New Haven	1	0-1	1992	1992	None
<b>Boston College</b>	<b>12</b>	<b>0-11-2</b>	<b>1908</b>	<b>2016</b>	<b>None</b>	New York University	3	1-2	1919	1950	1950
Boston University	45	20-25	1919	1997	1997	Nicholls State	1	0-1	1994	1994	None
Bridgewater State	1	1-0	1909	1909	1909	North Carolina	3	0-3	1990	2009	None
Brigham Young	2	0-2	2014	2015	-	North Carolina State	2	0-2	2003	2012	None
Brooklyn College	2	2-0	1944	1944	1944	Northeastern	23	17-5-1	1935	2000	1999
Brown	7	1-6	1936	1953	1936	Norwich	8	6-2	1910	1944	1944
Bucknell	2	2-0	1980	1981	1981	Notre Dame	1	1-0	2009	2009	2009
Buffalo	21	16-5	1939	2013	2012	Ohio	2	2-0	2002	2002	2009
Central Connecticut	3	3-0	1986	1995	1995	Oklahoma	1	0-1	2011	2011	None
<b>Central Florida</b>	<b>4</b>	<b>2-2</b>	<b>2013</b>	<b>2016</b>	<b>2015</b>	Penn. Military College	1	0-0-1	1921	1921	None
Champlain	2	2-0	1947	1948	1948	Pittsburgh	9	5-4	2004	2012	2012
<b>Cincinnati</b>	<b>13</b>	<b>3-10</b>	<b>2001</b>	<b>2016</b>	<b>2016</b>	Providence	1	0-1	1922	1922	None
City College of NY	3	3-0	1923	1944	1944	Rensselaer	2	1-1	1925	1926	1926
Coast Guard	18	13-1-4	1927	1947	1947	Rhode Island	94	51-35-8	1897	2009	2009
Colgate	7	3-4	1976	2000	2000	Richmond	10	9-1	1986	1999	1994
Columbus University	1	0-1	1915	1915	None	Rutgers	33	11-22	1940	2013	2013
Cooper Union	2	2-0	1926	1933	1933	St. Lawrence	2	2-0	1921	1953	1953
Davidson	2	0-2	1967	1968	None	South Carolina	1	1-0	2010	2010	2010
Delaware	27	7-20	1951	1998	1989	<b>South Florida</b>	<b>14</b>	<b>6-8</b>	<b>2000</b>	<b>2016</b>	<b>2013</b>
Delaware State	2	0-2	1985	1986	None	Southern Connecticut	2	2-0	1987	1988	1988
Duke	2	2-0	2004	2007	2007	<b>Southern Methodist</b>	<b>3</b>	<b>0-3</b>	<b>1989</b>	<b>2014</b>	-
<b>East Carolina</b>	<b>3</b>	<b>1-2</b>	<b>2014</b>	<b>2016</b>	<b>2015</b>	Springfield College	24	10-12-2	1899	1959	1959
Eastern Michigan	2	1-1	2000	2001	2001	Stevens Institute	4	0-4	1913	1919	None
Eastern Washington	1	0-1	2001	2001	None	Stony Brook	1	1-0	2014	2016	2014
Florida Atlantic	1	1-0	2002	2002	2002	Syracuse	10	5-5	2004	2012	2011
Fordham	2	1-1	1915	2011	2011	<b>Temple</b>	<b>17</b>	<b>5-12</b>	<b>1963</b>	<b>2016</b>	<b>2013</b>
Franklin and Marshall	1	0-1	1945	1945	None	Texas Southern	1	1-0	2010	2010	2010
Furman	2	0-2	1991	1993	None	Toledo	1	1-0	2004	2004	2004
Georgia Southern	1	0-1	1998	1998	None	Towson	2	0-2	1993	2013	None
Georgia Tech	3	0-3	2002	2005	None	Trinity	18	7-10-1	1900	1937	1937
Hampton	1	1-0	1998	1998	1998	Troy State	1	0-1	1994	1994	None
Harvard	1	0-1	1946	1946	None	Tufts	11	1-8-2	1911	1934	1925
Hofstra	5	3-2	1996	2008	2008	<b>Tulsa</b>	-	-	<b>2017</b>	-	-
<b>Holy Cross</b>	<b>28</b>	<b>8-19-1</b>	<b>1916</b>	<b>1985</b>	<b>1985</b>	Tulane	3	1-2	2014	2016	2015
Houston	2	1-1	2015	2016	2015	Utah State	1	0-1	2001	2001	None
Indiana	2	2-0	2003	2006	2006	Vanderbilt	3	1-2	2002	2011	2010
Iowa State	2	1-1	2002	2011	2002	Vermont	13	9-4	1916	1974	1974
James Madison	5	1-4	1993	1999	1993	Villanova	12	5-7	1987	2015	2015
Kent State	4	2-2	1948	2003	2003	<b>Virginia</b>	<b>3</b>	<b>2-1</b>	<b>2007</b>	<b>2016</b>	<b>2016</b>
Kentucky	1	0-1	1999	1999	None	Virginia Military	2	0-1-1	1975	1979	None
Lafayette	1	0-1	1984	1984	None	Virginia Tech	2	0-2	2001	2003	None
Lehigh	11	3-8	1945	2003	2003	Wake Forest	3	1-2	2003	2007	2003
Liberty	1	1-0	2005	2005	2005	Wesleyan (Conn.)	25	9-16	1905	1947	1940
Louisville	10	4-6	2000	2013	2012	Wesleyan (Ohio)	2	1-1	1949	1950	1950
Lowell Tech	5	2-1-2	1920	1939	1939	West Virginia	8	1-7	2004	2011	2010
Maine	74	40-31-3	1922	2016	2016	Western Michigan	3	1-2	2003	2012	2003
Manhattan	1	1-0	1925	1925	1925	William & Mary	5	1-4	1970	1998	1998
Marshall	1	0-1	2015	2015	-	Williams	1	0-1	1951	1951	None
Maryland	3	1-2	1942	2013	2012	Worcester Polytechnic	8	6-2	1915	1945	1945
Massachusetts	72	34-36-2	1897	2012	2012	Yale	49	17-32	1948	1998	1998



# ALL-TIME LETTERWINNERS

## 2017 UCONN FOOTBALL MEDIA GUIDE

### A

NAME	YEARS	HOMETOWN
Abate, Carmine	1946-49	New Britain, Conn.
Abrams, Kaimal	2013	Dover, Del.
Aceto, Lou	1962-64	Hamden, Conn.
Ackell, Kenneth	1975-76	Danbury, Conn.
Ackerman, Walter	1913-14	
Adams, Andrew	2012-15	Fayetteville, Ga.
Adams, Charles "Gooch"	1996-97	Reading, Pa.
Adams, Mike	1985-88	Providence, R.I.
Addison, Joe	1977, 79-81	Conway, S.C.
Adeyemi, Kenton	2013-15	Wethersfield, Conn.
Agbor, Harris	2010-11	Mesquite, Texas
Ahem, Tom	1951	
Akowitz, Alfred	1969-71	Hamden, Conn.
Alberti, L.C.	1917	
Alexander, Louis	1919-20	
Alfaro, Robert	1997-98	Windsor, Conn.
Allard, Gerald	1924-25	
Allard, Norm	1953-55	Attaugan, Conn.
Allard, Ovilla	1931-32	
Allen, Lou	1971-73	Windsor, Conn.
Allen, Lou	2005-07	Salem, Conn.
Allen, Michael	1982-84	East Brunswick, N.J.
Allmendinger, Teddy	2016	Avon, Conn.
Allen, Willard Harry	1915	Danbury, Conn.
Alterman, Nathan	1932-33	
Alu, Frank	1949, 52	Ansonia, Conn.
Amendola, Bonaventure "Buddy"	1952-53, 55	Derby, Conn.
Amendola, David	1985-87	Bethany, Conn.
Anastasio, Ronald	1956-57	Port Chester, N.Y.
Anderson	1915	
Anderson, Charles	1924-26	
Anderson, Deon	2002-04, 06	Providence, R.I.
Anderson, Garrett	2015-2016	Walnut Creek, Calif.
Anderson, Gilbert	1950-51	Cromwell, Conn.
Anderson, Robin	1975-78	Cambridge, Mass.
Anderson, William	1944	
Andrews, Greg	1970-72	Bogalusa, La.
Androsko, Walter	1938-40	
Angelone, Allen	1978-81	Wallingford, Conn.
Angeski, John	1961	Stratford, Conn.
Anglim, Pat	1984-87	Stamford, Conn.
Anoai, Afa	2004	Bethlehem, Pa.
Antonez, Peter	1942	
Antrum, Glenn	1985-88	Ansonia, Conn.
Antrum, Terry	1983, 85-87	Ansonia, Conn.
Applebaum, Matt	2005-06	Yardley, Pa.
Appleby, Jason	1991-94	Quaker Hill, Conn.
Arcaro, Antonio	1968, 70	Princeton, N.J.
Arcelaschi, Andrew	1944, 45	
Arison, Alan	1979	Fairfield, Conn.
Arison Algird	1953-54	Stratford, Conn.
Armour, William	1968	Norwood, Mass.
Arnold, Brian	1993-96	Vernon, Conn.
Arnold, Francis	1958	
Arntsen, Leonard	1942, 46	
Aschenbach, Walter	1926, 27	
Ashiru, Jefferson	2012-13	Powder Springs, Ga.
Ashley, Elmore	1920-21	
Ashley, Troy	1986-89	Jersey City, N.J.
Ashman, Elmore	1920-21	
Ashmead, Matt	2006-07	Miami, Fla.
Atkinson, Chris	1994-95	Cinnaminson, N.J.
Atkinson, Tony	2003	Brunswick, Ga.
Atwood, Albert	1939, 41	
Aubrey, Richard	1940-42	
Aubry	1910	
Aulick, Alfred	1913	
Austin, Larry	1994-95	Coatesville, Pa.

### B

Bacewicz, Joseph	1971-72	Enfield, Conn.
Bacewicz, Robert	1971-72	Enfield, Conn.
Bachonski, Tom	1990-93	North Brunswick, N.J.
Bagsby, Aaron	2008-09	Henderson, Nev.
Bailey, Brandon	1994-95	Sidman, Pa.
Bailey, Gary	1991-93	New Canaan, Conn.
Bailey, James	1972-73	Brooklyn, N.Y.
Baker, Barry	1974-76	Milford, Conn.
Balok, John	1923-24	
Baltimore, Terry	2006-08	Central Nyack, N.Y.
Banaszewski, Stanley	1954-56	Meriden, Conn.
Bannister, Kevin	1994-95	Danbury, Conn.
Banno, James	1970-72	Waterbury, Conn.
Banovetz, Matthew	1949-50	Elu, Minn.
Baran, Peter	1987-90	Bethel, Conn.
Barbarito, Pete	1960-61	Hamden, Conn.
Bardzak, Gary	2011	Mar Lin, Pa.
Barksdale, Anthony	2005-06	Farmingdale, N.Y.
Barnes, Allan	2003-06	Starke, Fla.
Barney, Daniel	1972	Lunenburg, Mass.
Barone, Tony	1977	Hartford, Conn.
Barrett, James	1978-81	Olyphant, Pa.
Barry, Peter	1944, 46-48	
Barry, Robert	1950-51	Hartford, Conn.
Basile, Daniel	1940-41	
Baxter, William	1919-20	
Baylor, Cedric	2003	Highland Springs, Va.
Bayuck, Leonard	1936-37	
Bazan, Henry	1954-56	Chicopee, Mass.
Beal, Steve	1976-79	Pawcatuck, Conn.
Beals, Tyraiq	2015-2016	East Orange, N.J.
Beatty, Alan	1966	Bound Brook, N.J.
Beatty, William	2005-08	York, Pa.
Bechtel, Eric	1987	Weston, Conn.
Bedard, Martin	2006-08	Laval, Que.
Beime, John	1963-64	Milford, Conn.
Belardinelli, Ned	1975-77	Danbury, Conn.
Belcuore, Rob	1989-92	Livingston, N.J.
Bell, James	1960-62	Yonkers, N.Y.
Bellamy, Chris	2001, 03-04	New Britain, Conn.
Ben, Mike	1951-53	Wallingford, Conn.
Bennett, Jimmy	2011-13	Alexandria, Va.
Benson, Evan	2000-01	Marietta, Ga.
Bentley	1914	
Benton, Cornelius	1987-91	Fort Lauderdale, Fla.
Berry, Craig	2004-05	North Haledon, N.J.
Bertolini, Mario	1954	East Haven, Conn.
Berube, Nick	2003	Enfield, Conn.
Bettencourt, Joe	1950-52	New Bedford, Mass.
Billingslea, John	1963-65	Meriden, Conn.
Bird, Martin	1973-75	Simsbury, Conn.
Birtwell, Bill	1959	Arlington, Mass.
Bishop, Dave	1959-61	Chicopee, Mass.
Bitgood, Paul	1923-25	
Black, Dwaun	1999, 00, 02	Duquesne, Pa.
Blackney, Gary	1964-65	Plainview, N.Y.
Blagman, Ray	2004-06	Roosevelt, N.Y.
Blake, John	1948-49	West Haven, Conn.
Bleuher, George	1946-49	Winsted, Conn.
Bloom, Alec	2015-2016	Ligonier, Pa.
Blumberg, Martin	1960-61	Stamford, Conn.
Boas, Henry	1920	
Boath, George W.	1983	Ansonia, Conn.
Bockeloh, Kyle	2015	Houston, Texas
Boehle, Bill	1954-56	Meriden, Conn.
Bolan, Harold	1921	
Bond, Carl	1995-98	West Haven, Conn.
Bonislawski, Matt	2003-06	Natrona Heights, Pa.
Bonvouloir, Raoul	1947-48	Hartford, Conn.
Booker, Raymond (Phil)	1953-54	Stamford, Conn.
Booth, William	1939-40	
Boothe, George	1986-88	Edison, N.J.
Bornhurst, Robert	1970	Manlius, N.Y.
Borowski, Brendan	2004	Cherry Hill, N.J.
Boryczewski, Mike	1966-68	Clifton, N.J.
Boudreau, Richard	1960-62	Chicopee, Mass.
Bourgoin, Bruce	1990-93	West Hartford, Conn.
Bousa, Joseph	1953	
Bove, Mike	1974-76	Ballston, N.Y.
Bowler, Larry	1972	Stamford, Conn.
Boyle, Tim	2013-15	Middlefield, Conn.
Boyle, Phil	1964	Wilmington, Del.
Bracken, Mark	1979-80	Pittsburgh, Pa.
Bradford, Carl	1998-00	Washington, D.C.
Bradley, Dhameer	2013-14	New Castle, Del.
Branch, Tyvon	2004-07	Cicero, N.Y.

Brand, Ronald	1988-90	Paterson, N.J.
Brandon, Tevrin	2011	Bethlehem, Pa.
Branning, R. Scott	1973	Livingston Manor, N.J.
Braswell, Robert	1996-99	Landover, Md.
Breault, George	1962-64	Naugatuck, Conn.
Bredice, Tony	1980	Stratford, Conn.
Bree, James	1972, 74-75	Rockville Centre, N.Y.
Brennan, Pat	1979-80	Tuscarora, Pa.
Brickley, Ray	1969-71	Everett, Mass.
Brink, Carl	1923-25	
Brink, John	1945-47	
Brockett, Franklin	1935-36	
Britton, Chris	2016	Harrisburg, Pa.
Brockington, Cornell	2003-05	Burlington, N.J.
Brooks, Gary	1979-80	Angie, La.
Brosnan, Michael	1997	Annapolis, N.J.
Brouse, Steve	2005-08	Selinsgrove, Pa.
Brown, Cody	2005-08	Coral Springs, Fla.
Brown, Dennis	2005	Miami, Fla.
Brown, Don	1963-65	Gill, Mass.
Brown, Donald	2006-08	Atlantic Highlands, N.J.
Brown, Jeffrey	1974-76	West Hartford, Conn.
Brown, Ken	1975-77	Fairfield, Conn.
Brown, Ty-Meer	2011-13	McKeesport, Pa.
Browning, Jim	1958-60	Peacedale, R.I.
Brundage, G. Pierce	1941-42	
Brundage, Kenneth	1940	
Brunelle, James	1960-62	New Britain, Conn.
Bryant, Aaron	2006-08	New London, Conn.
Brynga, Jon	1979-81	West Hartford, Conn.
Brysgel, Ethan	1994	Newington, Conn.
Bucciarelli, Frank	1937	
Budd, Ed	1983-85	East Hampton, N.Y.
Bullock, Tyler	2012-13	Mechanicsburg, Pa.
Bundy, Bob	1971-73	Norwich, Conn.
Burghardt, Allan	1978-81	West Paterson, N.J.
Burke, Donald	1952	
Burkowsky, F.J.	1991-94	Ansonia, Conn.
Burrell, Abbott	1986-89	Hamden, Conn.
Burton, Michael	1996-99	Greenwich, Conn.
Bushey, Ryan	2001-03	Manchester, Conn.
Butler	1915	
Butler, Darius	2005-08	Fort Lauderdale, Fla.
Butler, Rodney	1996-98	Montville, Conn.
Byrd, Todd	1988-90	Fort Lauderdale, Fla.

### C

Calin, Pete	1990-93	Willingboro, N.J.
Callaghan, Dennis	1995-98	Birmingham, Mich.
Callahan, John	1930	
Calvino, Gary	1972-74	Wanaque, N.J.
Cammuso, Jeff	1998-00	Shrewsbury, Mass.
Campbell, Eugene	1964-66	Winston-Salem, N.C.
Campbell, Marcus	1995-96	Stratford, Conn.
Campbell, Marcus	2007-08	Bloomfield, Conn.
Campenni, Julian	2012-15	West Pittston, Pa.
Campoli, Mark	1999-00	Edinboro, Pa.
Canfield, Robert	1944	
Cannon, Nick	1998	West Pittsburgh, Pa.
Canzani, Vic	1967-68	Paramus, N.J.
Carey, Ezra	2002	Farmingdale, N.J.
Carignan, Brad	1985-89	Danbury, Conn.
Carlos, Domingos	1981-83	Waterbury, Conn.
Carlucci, Domenic	1969-71	Stamford, Conn.
Carney, Paul	1935-37	
Carrezola, Luke	2015-2016	Langhorne, Pa.
Carrier, Jason	1995	Rumford, Maine
Carriere, Jim	1985-88	West Bridgewater, Mass.
Carroll, Kevin	1977	Derby, Conn.
Carter, Anthony	1996-99	Woodlyne, N.J.
Carter, Mark	1985-87	Fayetteville, N.Y.
Cary, Andrew	1988-91	Westfield, N.J.
Casanova, Vin	1951-54	Branford, Conn.
Casarella, Tony	1967-69	Harrison, N.Y.
Casparino, Mike	1984	Rocky Hill, Conn.
Cass, Charles	1941-42	
Cass, William	1949-51	Bristol, Conn.
Cassimatis, Dean	1991, 93-94	Smithtown, N.Y.
Catapano, Anthony	1975-78	Milford, Conn.
Cathey, Peter	1973-75	Levittown, N.Y.
Caulley, Terry	2002-03, 05-06	Lusby, Md.
Cespedes, Bryan	2016	New London, Conn.
Chaban, Norm	1956-58	Dorchester, Mass.
Challenger, Clewiston "Clew"		

# ALL-TIME LETTERWINNERS



## 2017 UCONN FOOTBALL MEDIA GUIDE

	2002	Stockbridge, Mass.	Cox, Mike	2007, 09	West Hempstead, N.Y.	Dillon, Brandon	2007, 09	Rochester, N.Y.
Chandler, Barry	1997-99	Riverhead, N.Y.	Crisco, Joseph	1956-57	New Haven, Conn.	Dinerman, Jason	1997	Brooklyn, Conn.
Chaney, Alvan	1976	New London, Conn.	Crisp, John	1967, 69	Lexington, Mass.	Dion, William	1952-54	Hartford, Conn.
Charnerelle, Jerry	1993-95	Brooklyn, N.Y.	Cronin, Bernard	1958-59	Worcester, Mass.	Diotallevi, Gene	1953-55	Derby, Conn.
Chapin, Oscar	1947-48		Cronin, Robert	1932-34		Dippel, Joe	1975-76	Warehouse Point, Conn.
Chapman, Mark	1989-92	Walworth, N.J.	Croog, Ralph	1934		Dippe, Chris	1996-97	Scranton, Pa.
Chard, Derek	2009-10	Burlington, Conn.	Crowley, James	1912, 14-15		Dixon, Andre	2007-09	New Brunswick, N.J.
Charles, Jeff	1984	New Haven, Conn.	Crozier, Ryan	2014, 16	Plantation, Fla.	Dixon, Davion	2000	Hartford, Conn.
Chartier, Norm	1965-66	Danielson, Conn.	Cruz, Amado	1964	Hartford, Conn.	Dixon, Stephen	1965-67	Dorchester, Mass.
Chase, John	1977-78	Rockville, Md.	Cruz, Gus	2012-14	Manchester, N.H.	DiYeso, Billy	1966-68	Yorktown Heights, N.Y.
Chembrovich, Paul	1945	New Haven, Conn.	Cuddy, James	1940-42		Dlubac, T.J.	2004	Middlefield, Conn.
Chernak, Alexander	1947-48	Bridgeport, Conn.	Cudgma, Dan	1984, 86	Branford, Conn.	Dobieiko, Alexander	1950	
Cheska, Thomas	1966	Wantagh, N.Y.	Cullen, Desi	2006-09	Louisville, Ky.	Dole, Roderick	1946-47	
Chien, Mike	1989	Sunrise, Fla.	Cully, Steve	2000-02	New Hartford, N.Y.	Donahue, Cornelius	1931	
Chipman	1910, 12-13		Cummings, Alan	1966-67	Branchville, N.J.	Donahue, Thomas	1923	
Cholawa, Bill	1981-84	Norwich, Conn.	Cunningham, Francis	1939-40		Donohue, Ryan	2012-13	Montvale, N.J.
Christ, Colin	1997-99	Fall River, Mass.	Cunningham, John	1952-54	Greenwich, Conn.	Donato, Lou	1981-84	Newington, Conn.
Christen, Chad	2010-2013	Etters, Pa.	Curtis	1910		Donnelly, Robert	1938-40	Branford, Conn.
Christensen, Charles	1945-46, 49-50		Cusick, William	1977	Northboro, Mass.	D'Onofrio, Pat	1973	Little Silver, N.J.
Christiani, Arthur	1976-78	Easton, Conn.	Cutaia, Matt	2001-04	Webster, N.Y.	Donovan, Matt	1978-81	Wayne, N.J.
Christiani, Bob	1984-85	Easton, Conn.				Dooning, Gerry	1955-56	Beverly, Mass.
Christoforo, Dave	1985-87	Northford, Conn.				Doran, Philip	1967-69	Fairhaven, Mass.
Chubbuck, Raymond	1928					Dorsey, John	1980-83	Leonardtown, Md.
Chubbuck, Wade	1933, 37					Dorvil, Sam	2003-04	Lauderhill, Fla.
Chuckta, Stephen	1949-51	Shelton, Conn.	<b>D</b>			Doty, Thomas	1961-63	Ossining, N.Y.
Ciaravino, Tony	2006-08	Boca Raton, Fla.	D'Agata, Matt	2006	McLean, Va.	Dougherty, Jim	1982	Elmira Heights, N.Y.
Ciarca, Mike	1986-89	Southington, Conn.	D'Agostino, Tony	1982-84	Belleville, N.J.	Dow, E.	1920	
Cicalone, Thomas	1935-37		D'Avolio, Gary	1957-59	East Boston, Mass.	Dow, Gardner	1919	New Haven, Conn.
Cimino, Michael	1938-39		Dabney, Kijuan	2007-08, 2010-11	Houston, Texas	Draper, Dave	1976	Boylston, Mass.
Claflin, Jeremy	2015	West Hartford, Conn.	Daigault, David	1989-92	Lincoln, R.I.	Drayton, Rashad	1999-01	Boston, Mass.
Ciang, Robert	1952-53	Yantic, Conn.	Daly, John	1924-26		Dripchak, William	1942	
Clark, Maron	1977-78	Aliquippa, Pa.	Daly, Maurice	1920-22		Driscoll, Blaise	2011	Avon, Conn.
Clark, Terry	1986-89	Syracuse, N.Y.	Dandridge, Leonard	1991-94	Avenel, N.J.	Driscoll, Donald	1937	
Clark, Tyree	2013	Tampa, Fla.	Daniels, Scott	1984-87	Bethel, Conn.	Driscoll, John	1936-37	
Clark, W.T.	1915, 17		Danisavage, Victor	1945		Drivas, Harry	1955, 58-59	Lowell, Mass.
Clark, Welton	1920-21		Darby, Steve	1997-00	Shelton, Conn.	Dropt, Milton	1941-42, 46	Moosup, Conn.
Clarke, Cathlyn	2002-03	Fort Lauderdale, Fla.	David, Walter	1963	East Meadow, Conn.	Dropt, Walter	1942, 46	Moosup, Conn.
Clarke, Chris	2000-03	Lafayette, N.J.	Davis, Albert	1953	Wallingford, Conn.	Dubiel, Joe	1954, 56	Hartford, Conn.
Clarke, Robert	1988-92	Danbury, Conn.	Davis	1915		DuBose, Gary	1982-84	Uncasville, Conn.
Clarke, Russell	1974, 76	New Haven, Conn.	Davis, Alex	1989-92	West Haven, Conn.	Dubrow, Arthur	1931-32	
Clayton, Murray	1997-98	Daytona Beach, Fla.	Davis, Anthony	2007-09	Germantown, Md.	Duchaine, Ray	1956	Hartford, Conn.
Clax, Jazzmar	2014	Freehold, N.J.	Davis, Dan	2004-07	Plainfield, N.J.	Duckworth, Paul	1990-93	Danbury, Conn.
Cleary, D.J.	1993, 95-96	Parlin, N.J.	Davis, Geremy	2011-14	Lawrenceville, Ga.	Dudley, David	1986, 88	Meriden, Conn.
Clements, Vincent	1968-70	Southington, Conn.	Davis, Jemal	1991-94	New London, Conn.	Duncan, Vinal	1971-72	Waterbury, Conn.
Closs, TaVarr	1994-97	Hartford, Conn.	Davis, Jon	1993	Simsbury, Conn.	Dunn, David	1985-87	Middletown, Conn.
Cochran, Casey	2013	Monroe, Conn.	Davis, Tyler	2016	North Bellmore, N.Y.	Dunn, Peter	1984-85	Holden, Mass.
Coen, John	1992-93	Cherry Hill, N.J.	Day, Larry	1956-58	Orange, Mass.	Dunn, Steve	1992-93	Stafford Springs, Conn.
Cohen, James	1961	Brooklyn, N.Y.	DeArmas, Dave	1993-95	Adelphi, Md.	Dupree, LeAndre	2001, 03	New Haven, Conn.
Cohen, Jon	1992-93, 95	Marlton, N.J.	DeBenedictis, Albert	1965-67	Peekskill, N.Y.			
Colacurio, Edward	1926-28		Debish, Dave	1978-79, 81	Ansonia, Conn.			
Cole, Anthony	1974-76	Hammonton, N.J.	DeCambre, Mark	1976-77	Cambridge, Mass.			
Cole, Charles	1947		DeCaprio, Alfonso	1931		<b>E</b>		
Cole, Ernest	2003-06	Upper Marlboro, Md.	Decarli, Earl	1940-42		Easley, Marcus	2007-09	Stratford, Conn.
Coleman, Daniel	1977	Waterbury, Conn.	Dee, John	1987-90	Holtsville, N.Y.	Eccleston, Reggie	1976, 79-80	New London, Conn.
Coleman, Mike	1987-89	Schenectady, N.Y.	DeGennaro, Matt	1987-90	Union, N.J.	Eddy, John	1930-32	
Coles, Adam	2000-03	Gladesville, Australia	DeGenova, Benjamin	1966-68	Massapequa, N.Y.	Eddy, Maxon	1921-24	
Coles, Jeff	1994-95	Philadelphia, Pa.	DeGraffe, Herb	1975-77	Portsmouth, N.H.	Eddy, MChesney	1922-23	
Collins, Tommy	1999-02	Jacksonville, Fla.	Deignan, Dan	1997-00	Coral Springs, Fla.	Eddy, Willard	1925-27	
Comkowycz, Stephen	1945-48	Shelton, Conn.	Delahunt, John	2009-12	Ottawa, Ont.	Edwards, Jerome	1991-94	Stamford, Conn.
Comstock, Howard	1941		Delaporta, Richard	1945	New London, Conn.	Edwards, Matt	2011	Holliston, Mass.
Coney, Bryan	2016	Naugatuck, Conn.	Deleston, Dahna	2005-08	East Hartford, Conn.	Ellis, Dave	1972-73	New London, Conn.
Conforti	1935		Dellaselva, Jason	2000-02	Cheshire, Conn.	Ellis, Mike	1989	Mystic, Conn.
Connell, Vernon	1939		DeLorenzo, Max	2013-15	Berlin, Conn.	Emigh, Nicholas	1920-21, 23	
Conner, Warren	1962	Danbury, Conn.	DeLucia, Jeff	1997-99	New Haven, Conn.	Endres, Cody	2008-09	Washington, Pa.
Connolly, Pete	1993-96	New Fairfield, Conn.	DeLucia, Joseph	1962-63	Cheshire, Conn.	Enholm	1910	
Connor, Paul	1972-74	Rockland, Mass.	Demers, Clifford	1963-64	Hartford, Conn.	Enos, Edmund	1954-56	East Boston, Mass.
Connors, Richard	1994-96	Seymour, Conn.	Demers, Kenneth	1969	West Hartford, Conn.	Estep, M.J.	2003-06	Mechanicsville, Pa.
Conroy, Thomas	1958-60	South Portland, Maine	Derfuss, Corey	1997-00	Melbourne, Fla.	Evans, Alvin	1944	
Constantine, Anthony	1958, 60	New London, Conn.	DeRoche, Gerald	1971	Stratford, Conn.	Eyre, Herbert	1924	
Contoulis, John	1960-62	New London, Conn.	DeRosa, Anthony	1930, 33				
Conway, Brendan	1973	Norwalk, Conn.	DeRubertis, Justin	2005-06				
Cook, Chad	1996-99	Oxon Hill, Md.	DeSantis, Phil	1957-58	Bethel, Conn.			
Cook, Fred	1931		DeSarno, Tom	1991-93	Putnam, Conn.			
Cook, Justin	2000-01	Parsons, Kan.	DeVito, Nick	1976	Pompton Lakes, N.J.			
Cooke, William	1971	Albany, N.Y.	Dewar, Nollis	2005	Stamford, Conn.			
Corbett, John	1978-79	Waltham, Mass.	DeWitt, James	1966-68	Windsor, Conn.			
Corbo, Joe	1973-74	Waterbury, Conn.	DeWolf	1915	Oakdale, N.Y.			
Corn, Larry	1981-84	New Rochelle, N.Y.	DeZenzo, Frank	1944, 46-48		<b>F</b>		
Cornelius, Jodie	1955	Hartford, Conn.	Diaz, Luis	1979-82	West New York, N.J.	Fabricant, Al	1982	West Hartford, Conn.
Correia, Mark	1979-82	New Bedford, Mass.	Dickerson, Robert	1939		Facteau, Bill	1988-91	Coral Springs, Fla.
Coss, Edward	1931-33		Dickinson	1932		Faison, Hezekiah	1994-97	Upper Marlboro, Md.
Cotter, James	1945		Dickinson, E.N.	1914, 17		Farbotko, Robert	1975-77	West Hartford, Conn.
Cotton, Nate	1984-87	West Haven, Conn.	Didio, Mark	1988-91	Syracuse, N.Y.	Farnham, Elmer	1912-13	
Coughlin, John	1962, 64	Somerville, Mass.	Difton, Dwayne	2010	Ft. Lauderdale, Fla.	Fatukasi, Folorunso	2014-16	Far Rockaway, N.Y.
Coury, Moe	1956, 57	Winsted, Conn.	Diggs, Vontae	2010-16	Downers Grove, Ill.	Fay, Sean	1989-90	Glastonbury, Conn.
Coutant, Ryan	1993-96	Cheshire, Conn.	DiGiorno, Jim	1953-55	Worcester, Mass.	Feinemann, Carl	1923-24	
Coviello, Donado	1963	Milford, Conn.	DiLeo, Vin	1981-82	Ossining, N.Y.	Feliseisen, Shaun	2001-03	Stow, Mass.
						Fenton, Rich	1973-75	Enfield, Conn.
						Ferentz, Kirk	1974-76	Upper St. Clair, Pa.
						Fernandes, Nick	1981	Onset, Mass.





# ALL-TIME LETTERWINNERS

## 2017 UCONN FOOTBALL MEDIA GUIDE

Ferraro, David	1981	Harrison, N.Y.	Good, Raymond	1949-51	Torrington, Conn.	Herbst, Harry	1963	Peekskill, N.Y.
Ferrigno, Anthony	1948-50	Hartford, Conn.	Goode, Thomas	1968-70	Hartford, Conn.	Herman, Stedman	1944-46	
Ferrigno, Edward	1948-50	Hartford, Conn.	Gordon, Robert	1938		Hermes, Brian	1968-70	Stonington, Conn.
Feschak, Matt	1996, 98-99	Poland, Ohio	Gorski, Greg	1969-71	Clark, N.J.	Hernandez, Dennis	1976	Bristol, Conn.
Fetchko, John	1972	Bridgeport, Conn.	Goryn, Ziggy	2005	Wayne, N.J.	Hernandez, D.J.	2005-08	Bristol, Conn.
Ficaro, Paul	1996-97	West Hartford, Conn.	Goss, Dean	1945		Herosian, Brian	1970-72	Auburn, Mass.
Filmer, Edward	1923-25		Gottfried, Daniel	1971	Wellsboro, N.Y.	Herring, Gino	1990-91	Pompano Beach, Fla.
Fincher, Alfred	2001-04	Norwood, Mass.	Goudreau, Doc	2008	Brookfield, Wisc.	Herrriott, Kinnan	2001-04	McKeesport, Pa.
Finkeldey, Drew	1982	Essex, Conn.	Graby, Nick	2003	Calicoon, N.Y.	Hessel, C.J.	1999-01	Fairfield, Conn.
Finnegan, Lawrence	1967	Bayonne, N.J.	Gracon, Dave	1981-84	Ansonia, Conn.	Heyl, Geoff	2000-01	Erie, Pa.
Fischer, Don	1966-67	Central Islip, N.Y.	Grady, Raymond	1936		Hickok, Marc	1999-02	Gloversville, N.Y.
Fitzpatrick, Joseph	1945		Graf, William	1919-21		Hicks, Jon	2013-16	Palmyra, Pa.
Fitzsimmons, John	1996-00	Seekonk, Mass.	Grant, Antonio	1999	Glen Cove Springs, Fla.	Hicks, Mike	2006-08	Seymour, Conn.
Fleck, Victor	1970	Hull, Mass.	Gratz, Dwayne	2009-12	Piscataway, N.J.	Hill, Cliff	2000-02	Wallingford, Conn.
Fletcher, John	2001-04	Miami, Fla.	Gravino, Frank	1951-52, 54	Bridgeport, Conn.	Hinkley, Mark	2011	Kaneohe, Hi.
Fletcher, Ryan	1998	Glen Cove, N.Y.	Gray, Harvey	1924		Hoffmann, Brian	1997-99	Orlando, Fla.
Flig, Steven	1969	Far Rockaway, N.Y.	Gray, Keith	2005, 08	Allen, Texas	Hofmann, Robert	1941	
Flood, Mark	1977-80	Albany, N.Y.	Graziano, Frank	1976, 78	Mount Vernon, N.Y.	Hogan, Matt	1968-70	Roxbury, Mass.
Floyd, Jordan	2013	Bel Air, Md.	Greco, Robert	1935-37		Hogan, William	1970	Roxbury, Mass.
Fodor, John	1980-83	Waterford, Conn.	Greco, Salvatore	1957	Wilson, Conn.	Holcomb, William	1936-38	
Fogarty, Shane	2005	Morgantown, W. Va.	Green	1915		Holland, Melvin	1991	Miami, Fla.
Ford, Donnell	2005-07	Dania, Fla.	Green, Gene	1954-56	Hartford, Conn.	Holland, Mike	1992, 94-95	Lynn, Mass.
Ford, Pat	1966-67	Fair Lawn, N.J.	Green, John	2013-16	Miami, Fla.	Holley, James	1980	Middletown, Conn.
Forlini, Louis	1945-48	Middletown, Conn.	Green, Lawrence	2006-07	McKeesport, Pa.	Hollfelder, John	1946-49	New Britain, Conn.
Forsythe, Leon	1940		Green, Terrell	1983	Hartford, Conn.	Holman, Zordan	2016	Portland, Maine
Foster, Kevin	1995-98	Bridgeport, Conn.	Greene, Steve	2011-13	Ebensburg, Pa.	Holmes, Lee	1996	Easton, Pa.
Fountain, Ed	1986-87	Deptford, N.J.	Greenhalgh, Dave	1978	Philadelphia, Pa.	Holzshu, Richard	1966-67	Pitcairn, Pa.
Fox, Alex	1936		Greenwood, John	1941-42		Hooks, Randolph	1969, 71	River Edge, N.J.
Fox, Jeff	2001-04	Plymouth Meeting, Pa.	Grieve, Richard	1962-63	Hartford, Conn.	Hopkins, Gerard	1999	Rochester, N.Y.
Foxx, Deshon	2013-14	Lynchburg, Va.	Griffin, Timothy	1987	Fall River, Mass.	Hopkins, Roy	1998-99, 01-02	Rochester, N.Y.
Foye, Richard	1971-73	New London, Conn.	Griffin, Ryan	2009-12	Loudonderry, N.H.	Hopkins, Thomas	2014-16	Hawthorne, N.Y.
Francis, W.L.	1917		Grimala, Walter	1933		Hopwood, Harry	1916-17, 19	
Franks, David	1985, 87-88	Waterbury, Conn.	Grimsich, Tim	1983-84	Riverside, Conn.	Horan, Bob	1957-59	Stamford, Conn.
Frattoroli, Mario	1949-51	Stamford, Conn.	Grinage, Ron	1967	Stratford, Conn.	Horn, Raymond	1933-34	
Frank, Reuben	2011-14	Poughkeepsie, N.Y.	Groher, Julius	1934-37		Horrigan, Edward	1948-49	East Haven, Conn.
Franz, Tom	1953	South Coventry, Conn.	Grosch, Robert	1935-37		Horvath, Charles	1939-40	
Frazer, Zach	2008-10	Mechanicsburg, Pa.	Grosso, Mike	1970	Hempstead, N.Y.	Howard	1910, 12-13	
Fredette, Stephen	1972	Athol, Mass.	Groves, John	1992-93	North Branford, Conn.	Howard, Jasper	2008-09	Miami, Fla.
Freeland, Charles	1999-00	Stafford, Conn.	Gruchacz, Paul	1985	Union, N.J.	Hudson, Ricky	1998	Dumfries, Pa.
French, Herbert	1932		Gruner, Paul	1966-67	Kingston, N.Y.	Hugger, Keith	1979-82	Rahway, N.J.
Frey, Robbie	2008-10	Lehighton, Pa.	Guglielmo, Anthony	1960-61	Stamford, Conn.	Hunt, Phil	1995-98	Orange, N.J.
Friedman, Philip	1966	Elmont, N.Y.	Gunther, Randy	1982	Newtown, Conn.	Hunter, Greg	1978, 80	Upper St. Clair, Pa.
Friend, Kevin	2010-12	Warrentown, Va.	Gyenizs, Wayne	1958	Fairfield, Conn.	Hunter, Russell	1944-46	Farmington, Conn.
Froschio, Raymond	1955-57	Bloomfield, Conn.				Hurd, Zach	2007-10	Waterford, Conn.
Frost, Bob	1959	Harwinton, Conn.				Hurley	1949	
Fuller, Rhema	2003-06	Cocoa, Fla.				Hurley, Paul	1999-00	Walpole, Mass.

### G

Gadbois, Stu	1953	Salem, Conn.
Gaffney, Doug	1961-63	Verona, N.J.
Gagne, Roger	1958-60	Augusta, Maine
Gale, Peter	1990-91	Virginia Beach, Va.
Gallaher, Jeff	1985-88	Middletown, Conn.
Gamble, Ron	1996-99	Columbia, Md.
Garland, Aaron	2016	Oak Park, Ill.
Garofano, Richard	1964	Elmsford, N.Y.
Gaskins, Quaneer	2004	Allquippa, Pa.
Gasparino, Mike	1981-83	Riverside, Conn.
Gasparino, Peter	1990-91	Greenwich, Conn.
Gates, Frederick	1962-63	Fairfield, Conn.
Gaudio, Richard	1947-49	Manchester, Conn.
Gaulden, Ellis	2007-08	Tallahassee, Fla.
Gauvin, Neil	1981-83	Wethersfield, Conn.
Geary, Jack	1982	Niantic, Conn.
Geehan	1910	
Gehret, Cory	1982-84	Altoona, Pa.
Geissler, Carl	1925-27	
Gerber, Norman	1954-56	Turners Falls, Mass.
Gervasi, Danny	1960-61	Caldwell, N.J.
Giaquinto, Nick	1975-76	Stratford, Conn.
Gibson, Jerry	1988-91	Dania, Fla.
Gibson, Jon	1980	Edison, N.J.
Gifford, Dalton	2013-15	Randolph, Mass.
Gillardi, John	1980-81	Moosup, Conn.
Gilliard, Wilbur	1992-95	Hartford, Conn.
Gillis, William	1959	Marblehead, Mass.
Gilman	1934	
Gilman, Martin	1926-28	
Girardin, Henry	1990-92	Smithtown, N.Y.
Gleason, Brian	1992-95	Sandy Hook, Conn.
Gleason, Howard	1917, 19	
Glennan, Russell	1928-30	
Godwin, Charles	1956	Monsey, N.Y.
Gold, Joseph	1933-34	

### H

Hadley, Javon	2015	Miami, Fla.
Hagan, John	1953-54	Stamford, Conn.
Hagel, Harry	1946-48	Middletown, Conn.
Hajosy, A.	1920	
Hakanson, Carl	1930-31	
Hale	1915	
Hall, Graham	1949	
Hamilton, Clint	1996-97	Mt. Clemens, Mich.
Hamhill, Ching	1920	Bridgeport, Conn.
Harger, Sterling	1929-30	
Hargrave, James	2002-05	Pleasantville, N.J.
Hargreaves, Vernon	1980-83	New Haven, Conn.
Harkins, Doug	1988-90, 92	Hamden, Conn.
Harkins, Mike	1980-83	Hamden, Conn.
Harper, Jamie	1996-99	Rome, N.Y.
Harris	1916	
Harris, Carlos	1997-98	Daytona Beach, Fla.
Harris, Gordon	1950	
Harris, Robert	1941	
Harvey, Edward	1971-72	Groton, Conn.
Hashemi, Steve	2014-2016	Trumbull, Conn.
Hassett, Joseph	1963-65	Dennis, Mass.
Haversat, Arthur	1926-28	
Hawkes, George	1950	
Hawley, John	1941	
Healy, Joe	1984-86	Ramsey, N.J.
Heavey, Joseph	1944	
Hedgepeth, Rich	1974-76	Baltimore, Md.
Heilman, Norman	1942	
Helmboldt, Harold	1934-36	
Hemingway, Xavier	2013	Powder Springs, Ga.
Henderson, Derek	1976-78	East Orange, N.J.
Hendricks, Bill	1981-83	Coatesville, Md.
Henegan, Ryan	2004-07	Arlington, Texas
Henrich, Joe	1993	Macungie, Pa.
Henry, Keron	2001-04	Brooklyn, N.Y.
Henry, Mike	2002	Miami, Fla.
Herald, Beanie	1970	Newark, N.J.
Herbert, Edward	1945-46	

### I

Iannone, Anthony	1945	
Ingram, Jerome	1978-81	Clifton, N.J.
Ings, Roger	1974-76	Ansonia, Conn.
Injaychock, Ed	2002	Willow Grove, Pa.
Inrins, Bob	1970-72	Billerica, Mass.
Iovino, Vincent	1965-67	Danbury, Conn.
Irwin, Billy	2002-04	Fairfax, Va.

### J

Jablonski, Robert	1958-59	Indian Orchard, Mass.
Jacks, Craig	1981-84	Ciarion, Pa.
Jackson, Dorrie	1963	East Marion, N.Y.
Jackson, Jeff	1988	Lakehurst, N.J.
Jackson, Matt	1999, 02	West Chester, Pa.
Jackson, Ray	1970, 73	Newport, R.I.
Jackson, Rick	1989, 91-92	Fanwood, N.J.
Jacobs, David	1974-77	Oxford, Conn.
Jacobs, Ronald	1954	Brooklyn, N.Y.
James, Raymond A.	1978-80	Bogalusa, La.
James, Raymond T.	1912-15	
Jance, William	1936-37	
Janiszewski, John	1962-63	Springfield, Mass.
Jansen, Mike	1984-87	Valhalla, N.Y.
Jarmoszko, Paul	1987-89	Hartford, Conn.
Jean-Louis, Jonathan	2008-11	Cambridge, Mass.
Jeffers, Terence	2006-07	Lawrenceville, Ga.
Jenkins, Scott	1984-86	New Bedford, Mass.
Jennings, Ted	2010-11	Dayton, Ohio
Johnson, Baran	1993-96	Brooklyn, N.Y.

# ALL-TIME LETTERWINNERS



## 2017 UCONN FOOTBALL MEDIA GUIDE

Johnson, Eric	1982	Sea Cliff, N.Y.
Johnson, Harry	1935	
Johnson, Jory	2009-12	Mobile, Ala.
Johnson, Kevin	1985-88	Somerset, N.J.
Johnson, Lyndon	1988-91	Norwalk, Conn.
Johnson, Matthew	1948-50	
Johnson, Raheem	1997	Hyattsville, Md.
Johnson, Ron	1973-74	Syracuse, N.Y.
Johnson, Ron	2014-16	Naples, Fla.
Johnson, Rueben	1934	New Haven, Conn.
Jones, Brian	1979	New York, N.Y.
Jones, Byron	2011-14	New Britain, Conn.
Jones, Dan	1994-96	Scranton, Pa.
Jones, George	1937	
Jones, Marlon	2001-02	Jacksonville, Fla.
Jones, Trenton	2000-01	Pittsburgh, Pa.
Jordan, Tony	1978-80	Allentown, Pa.
Jordan, Wilson	1976	Greenwich, Conn.
Jorgensen, Albert	1942, 45-46	
Joseph, Jesse	2009-11, 2013	Laval, Que.
Joseph, Junior	2014-16	Sinking Springs, Pa.
Joseph, Sherrard	1990, 92-94	Farmingdale, N.J.
Juall, Don	1974	Wethersfield, Conn.
Juan, Henry	1938	
Juanaszewski, Edmund	1945	
Jump, Recolon	1997-98	Lake Mary, Fla.
Jump, Ronel	1997-00	Lake Mary, Fla.
Junior, Jerome	2009, 11	Baltimore, Md.
Juralewicz, Bernard	1920-22	
Juringius, Kenneth	1930	

### K

Kaiser, Alex	2010	Newington, Conn.
Kalinowski, Joe	1977-79	Maynard, Mass.
Kallgren, Richard	1948	
Kane, Pete	1992-95	Quakertown, Pa.
Kanuch, Brad	2006-09	Johnstown, Pa.
Karl, Terrence	1976-77	Sparta, N.J.
Kashama, Hakeem	2000, 02-03	Brampton, Ont.
Katzman, Arthur	1969	Franklin Square, N.Y.
Keating	1912	
Keatley, Brad	1994-97	Clifton Park, N.Y.
Kehoe, Scott	1963-65	Walpole, Mass.
Kelleher, Bill	1953	Putnam, Conn.
Kelley, Bob	1954	
Kelly, Edwin	1984	New York, N.Y.
Kelly, John	1932, 34	
Kendall	1910, 12	
Kennedy, Dan	1990-91	Edison, N.J.
Kenney, David	2011-12	Highstown, N.J.
Kersmanc, Brian	2006	Lancaster, Pa.
Ketchum	1910	
Kidd, Brian	1964-66	West Nyack, N.Y.
King, Leonard	1955-57	Naugatuck, Conn.
King, Tyler	2001-04	North Attleboro, Mass.
Kinon, Victor	1965-66	Fairlawn, N.J.
Kitchens, Raymond	1970-71	Hartford, Conn.
Kiyokawa, Kay	1944	
Klarman, Harry	1954-55	New Haven, Conn.
Klausner, Mark	1963	Wallingford, Conn.
Klimas, Joe	1960-61	Branford, Conn.
Klinger, Joe	1966	Easton, Conn.
Knapp, Andreas	2014-16	Silkeborg, Denmark
Knaut, William	1926-28	
Koch, Henry	1939	
Kodish, Michael	2004	Coral Springs, Fla.
Kolb, John	1929-30	
Koller, George	1967-68	Prospect, Conn.
Konecny, Jonathon	1977-78	Fairfield, Conn.
Kononiz, Paul	1958-59	Springfield, Mass.
Koop, James	1971	Yonkers, N.Y.
Kopp, Thomas	1958-60	Naugatuck, Conn.
Korponai, Dave	1961-63	Stratford, Conn.
Kosikowsky, Frank	1936-38	
Kotin, Ron	1964-65	Brooklyn, N.Y.
Koury, Fred	1960-62	Brooklyn, N.Y.
Kovacs, Eugene	1941	
Kozlowski, Brian	1989-92	Webster, N.Y.
Kraham, Keith	1969-71	Chatham, N.Y.
Krakauskas, Joseph	1937	
Krause, Mitch	1992-94	Wayne, N.J.
Kreyborg, Mark	1972-73	Norwalk, Conn.
Kripas, John	1950-52	Hartford, Conn.
Kristensen, Roy	1962-63	New City, N.Y.

Krol, Tom	1985-88	E. Longmeadow, Mass.
Krom, Barry	1973	Rhinebeck, N.Y.
Krot, John	1966-68	Seymour, Conn.
Krug, Ryan	2001-04	Pine Beach, N.J.
Krukar, John	1964-65	East Hartford, Conn.
Kruse, George	1980	Nutley, N.J.
Kucinkas, Rich	1983-85	South Windsor, Conn.
Kudla, Raymond	1945	
Kukulka, Theodore	1949-50	Thompsonville, Conn.
Kunz, John	1954	Hartford, Conn.
Kupec, Richard	1962-64	Ossining, N.Y.
Kupfrain, George	1966-68	Paramus, N.J.
Kupfrain, Thomas	1972	Paramus, N.J.

### L

LaBella, Anthony	1948	
LaCourciere, Phil	1944-45	
Lafica, Martin	1958	East Rochester, N.Y.
LaLima, Dave	1964, 66	E. Longmeadow, Mass.
LaMagdelaine, Alex	2006-07	Rumson, N.J.
Lamagna, Peter	1978-79	Enfield, Conn.
Landolfi, Mark	1987-89	Hanover, Mass.
Lane, John	1978	Camp Hill, Pa.
Lane, Peter	1985-86	Westport, Conn.
Lang, Mike	2009-10	Largo, Fla.
Langley, Brian	1981	Waltham, Mass.
Lansanah, Danny	2004-07	Harrisburg, Pa.
Lantz, Toby	1985	Miami, Fla.
Lanzafama, Gary	1983-85	Edison, N.J.
LaPointe Donald	1958	East Hartford, Conn.
Larson, Jeff	1999, 2002	South Windsor, Conn.
Lassen, Tim	2002-04	Cheshire, Conn.
Latham, Matt	1981-84	Stonington, Conn.
Latino, Carlo	1970	Worcester, Mass.
LaVenia, Pete	1968-69	Deer Park, N.Y.
Laverty, John	1974-75	Wilton, Conn.
Lavery, Sheriden	2015-16	Abbotsford, B.C.
Lawlor, John	1987	Ansonia, Conn.
Lawrence, Matt	2003-04	Bloomfield, Conn.
Lawrence, Roy	1965-67	Iselin, N.J.
Leach, Brad	1957	Biddeford, Maine
Leacock	1949	
Leahy, William	1976-78	Glastonbury, Conn.
Leak, Darius	2003	Fork Union, Va.
Leavitt, Earle	1956-57	Hartford, Conn.
Lee, Chris	2015-2016	Severna Park, Md.
Lee, Rick	1974-75	Stamford, Conn.
Lee, Junior	2012-15	Brooklyn, N.Y.
Lefebvre, Ernest	1948-1949	Forrestville, Conn.
Legenza, Raymond	1947-49	Thompsonville, Conn.
Leibovitz, Albert	1937	
Lemelle, Brian	2013-2016	Harrisburg, Pa.
Lenchek, Shepard	1941	
Lenich, Frank	1936-37	
Lenkaitis, Jamie	1998-01	Canton, Mass.
Lensander, Nicholas	2016	Santa Barbara, Calif.
Levitow, Lee	1930-32	
Levenberry, E.J.	2016	Woodbridge, Va.
Levy, Richard	2014-16	Trenton, N.J.
Lewis, Damon	1991-94	Stratford, Conn.
Lewis, Eugene	1934	
Lewis, Hollis	1936-37	
Libutzke, Herman	1928-30	
Licata, Joseph	1962-64	Peekskill, N.Y.
Lidwinowicz, Walter	1939	
Lincoln, Richard	1971	Hingham, Mass.
Lindner, Ken	1990-92	Bethel, Conn.
Lindstrom, Russell	1939	
Linkletter, John	1949	
Lis, John	1976-78	Albany, N.Y.
Livieri, John	1954, 56, 57	West Haven, Conn.
Livieri, Sam	1954, 56	West Haven, Conn.
Llodra, Joseph	1956-59	Southington, Conn.
Lloyd, Greg	2008-10	Clermont, Fla.
Lloyd, Maurice	2001-04	Daytona Beach, Fla.
Logan, Dan	1984-87	Fairfax, Va.
Logan, Louis	1924	
Lombardi, Anthony	1958	Hamden, Conn.
Long, Ed	1991-94	Rochester, N.Y.
Long, Robert	1996-99	Willington, N.J.
Loomos, Harry	1995	Lynnfield, Mass.
Lord, Philip	1919	
Lorentzon, Arthur	1924-26	
Lorenzen, Tyler	2007-08	Fremont, Iowa

Losh, John	1969-70	Orange, Conn.
Lowe, Ernie	1995-98	Philadelphia, Pa.
Lozon, Jason	1995	Groveland, Mass.
Lucas, Thomas	2014	Silver Spring, Md.
Luciani, Ken	1961-62	Woodbridge, Conn.
Luciani, Ray	1952-53	Woodbridge, Conn.
Ludwig, Mike	1981-82	Wayne, N.J.
Lundy, Jamal	1999-02	Burlington, N.J.
Lunn, Rob	2005-08	Penfield, N.Y.
Lutrus, Scott	2007-10	Bloomfield, Conn.
Lynch, Christopher	1970-71	Stamford, Conn.
Lysaght, James	1970	Bristol, Conn.

### M

MacDonald	1915	
Mack, Gary	2007	West Chester, Pa.
Mack, Taylor	2010, 2012-13	Powder Springs, Ga.
Macko, Jay	1975	Voluntown, Conn.
MacLellan, Allan	1973-75	Tewksbury, Mass.
Madison, Kendall	1992-94	East Hampton, N.Y.
Madry, Juan	1970	New London, Conn.
Magaletta, Tony	2006-62	Yonkers, N.Y.
Maggio, Jeff	1987	Fort Lauderdale, Fla.
Magner, Jack	1942	
Maguire, Horatio	1916-17	
Maher, Edward	1945	
Mahoney, Ed	1951-53	South Boston, Mass.
Mahoney, Francis	1916	
Mahoney, James	1941	
Maier, Frederick	1919-20	
Maikkula, Kenneth	1941-42	
Makofski, William	1923-25	
Malek, Mark	1965-67	Jewett City, Conn.
Malinosky, Walter	1941	
Mancari, Lou	1973-76	New Castle, Del.
Manco, Dominick	2013-15	Lagrangeville, N.Y.
Mancuso, Nick	1989-91	Haworth, N.J.
Manga, Aloys	2005	Duala, Cameroon
Manganaro, Frank	1987	Lynnfield, Mass.
Mangiarilli, Richard	1956, 58	Warwick, R.I.
Manninen, Reino	1955-57	Peabody, Mass.
Manning	1914	
Manning, Bret	2009-10	Acton, Mass.
Manning, Corey	2009-11	Tyrone, Ga.
Mansfield, Ronald	1972-74	Andover, N.J.
Marchione, Joseph	1938-39	
Marck, C.J.	2008	Newtown, Pa.
Marder, Ellis	2014-15	Windermere, Fla.
Margiatto, Patrick	1985-87	Port Reading, N.J.
Mariano, Paul	1974-76	Naugatuck, Conn.
Marinan, Sean	2014-16	Higginum, Fla.
Marine, Bruce	1964-65	Wilmington, Del.
Marino, Vince	1989-90	Southbridge, Mass.
Markiewicz, Julius	1945	
Markland, Fred	1979-82	North Adams, Mass.
Markowski, Brian	2001-04	Carlstadt, N.J.
Markus, Joe	1979-82	Trumbull, Conn.
Marrero, Mario	1984	Bristol, Conn.
Marriner, Josh	2014-15	Chesapeake, Va.
Marrus, Glenn	1980-81	Hurley, N.Y.
Marsh, Laban	1997-99	Erie, Pa.
Marshall, Kerry	1977-78	Middletown, Conn.
Martha, Paul	1948-50	
Martin, Chad	1995-98	Martins Ferry, Ohio
Martin, Dexter	1993-96	Brooklyn, N.Y.
Martin, Reginald	1962	Baltimore, Md.
Martin, Twyon	2008-11	Parkland, Fla.
Martin, William	1958, 60	Greenfield, Mass.
Mascarenhas, Ashvin	1988	Fort Lauderdale, Fla.
Masler, Dick	1950	
Mason, Richard	1973-76	Baltimore, Md.
Massa, Eugene	1969-70	Naugatuck, Conn.
Masters, Adam	2009-12	Bethesda, Md.
Mateas, Alex	2012-14	Ottawa, Ont.
Matheson, Robert	1940	
Mauer, Anthony	1963-64	Riverside, Conn.
Maver, William	1973-74	Quincy, Mass.
Mayala, Hergy	2015-2016	Montreal, Que.
Mayer, Gerhard	1975	Riverside, Conn.
Mayne, Shawn	2004-05	Montreal, Que.
Mazzocca, Augustus	1959, 62	Arlington, Mass.
McAllister, Brice	2014-2016	East Longmeadow, Mass.
McAllister, David	1923-24	
McBryde, B.J.	2012-14	Beaver Falls, Pa.



# ALL-TIME LETTERWINNERS

## 2017 UCONN FOOTBALL MEDIA GUIDE

McCall, Kris	1989-90	Kansas City, Mo.	Mitchell, Scott	1990-93	Hamden, Conn.	Nolen, Edward (Ned)	1973	South Hadley, Mass.
McCann, Hugh	1932		Mochrie, Richard	1945-47	Chelmsford, Mass.	Nook, Ed	1992-95	Manorville, N.Y.
McCarthy, J.T.	1915, 17		Modugno, Jerry	1978-81	Liberty Corner, N.J.	Noonan, Mike	1955-57	Hartford, Conn.
McCarthy, Michael	1973	Oak Bluffs, Mass.	Modugno, Joseph	1952-54	Lynn, Mass.	Noone, Robert	1951-52	Douglston, N.Y.
McCarthy, Mike	1990-93	Jackson, N.J.	Mofsowitz, Marc	1984-86	Edison, N.J.	Norris, Elijah	2013	Upper Marlboro, Md
McClain, Robert	2006-09	Lusby, Md	Mohr, Fred	1942-47		Noveck, Ron	1961-62	New Britain, Conn.
McLean, Aaron	2015-2016	Southborough, Mass.	Mohr, Howard	1940-41		Nowden, Monte	1992-94	Rochester, N.Y.
McClam, Jimmy	2005	Seat Pleasant, Md.	Molina, Alex	2009	Waterford, Conn.	Nutter, Fred	1993, 95	Lowell, Mass.
McClintock, Jim	1972	Enfield, Conn.	Moll, William	1942, 46-48	Bridgeport, Conn.	Nuzie, Matt	2003-06	Trumbull, Conn.
McClowry, Terry	2000-03	Dearborn, Mich.	Molloy, Charles	1941-42, 46				
McCollum, Ricky	2004	Washingtonville, N.Y.	Monnier, Dwight	1937-38				
McCombe, William	1929-30		Montague, Alonzo	1992-93	Bronx, N.Y.			
McCombs, Lyle	2011-13	Staten Island, N.Y.	Moons, Rob	1987-90	Coral Springs, Fla.			
McConnell, Jeff	1961-63	Poughkeepsie, N.Y.	Mooradian, Louis	1955-57	Haverhill, Mass.			
McCormick, Joseph	1933		Moore, Dontá	2004, 06	Tampa, Fla.			
McCue, Randy	1968	Norwalk, Conn.	Moore, Isiah	2009-11	Cambridge, Mass.			
McCummings, Scott	2011-12	Natick, Mass.	Moore, James	1928-30				
McDonald, Ross	1980	Renfrew, Pa.	Moore, Kashif	2008-11	Burlington N.J.			
McDonnell, Gene	1975-77	Ansonia, Conn.	Moore, Sio	2010-12	Apex, N.C.			
McDonough	1910		Moore, William	1947-49	Bristol, Conn.			
McDonough, Gerry	1960-62	Kingston, N.Y.	Moran, Dave	1991	Woodbridge, Conn.			
McDuffie, Wendell	1998	Hamden, Conn.	Moreland, Wallace	1922-25				
McEachern, Mike	1983-85	Hamden, Conn.	Morelli, Mike	1996-99	Landsdale, Pa.			
McEntee, Johnny	2011	Fullerton, Calif.	Morgan, B	1912				
McEwen, Mark	1971-72	Brewer, Maine	Morgan, J	1912				
McFadden, Perry	1973	Hartford, Conn.	Morgan, James	1964, 66	Rouses Point, N.Y.			
McGeary, Michael	1984	Norwood, N.J.	Morris, Mike	1945	New Britain, Conn.			
McGillcuddy, Brian	1982-84	Fairfield, Conn.	Morrison, Gregg	1984-85	Madison, Conn.			
McGrath, Sean	1985	Stamford, Conn.	Morton, John	1935-36				
McGuire, Andre	1978	Newark, N.J.	Moug, Pat	1981-83	Redford, Mich.			
McInnis, Don	1956	Braintree, Mass.	Mourning, Glen	2008	Danbury, Conn.			
McIntosh, Jerry	1982-85	Cheshire, Conn.	Moynihan, Dennis	1958-59	Hartford, Conn.			
McIntosh, Michael	2000-2003	Edgewood, Md.	Mroz, M	1933				
McIntyre, Kevin	1993-96	Weston, Conn.	Mueller, Adam	2011-13	Park Ridge, Ill.			
McKee, Jason	2001, 03	Estero, Fla.	Mugford, Bob	1966-67	Chelsea, Mass.			
McKinney, Anthony	1993-96	Stamford, Conn.	Muha, Doug	1984	Long Branch, N.J.			
McLean, Aaron	2015	Southborough, Mass.	Muha, Mike	1979-82	Edison, N.J.			
McLean, Brandon	2004-06	New Haven, Conn.	Mulcahy, Sean	2000-03	Westport, Conn.			
McLellan, Glenn	1956-58	Winsted, Conn.	Muldowney, Jim	1959-61	Concord, N.H.			
McLeod, Morris	1971-72	South Ozone Park, N.Y.	Munford, Chuck	1977	New Britain, Conn.			
McMahon, Edward	1934		Murano, Rocco	1950-52	Greenwich, Conn.			
McMahon, Ray	1957-59	Lynn, Mass.	Murdock	1915				
McManus, Jim	1998	Guilford, Conn.	Murphy, Charles	1930	Putnam, Conn.			
McNally, Chris	1985-88	Norwich, Conn.	Murphy, Dan	1990-92	Fairfield, Conn.			
McNamara, Jeff	1988-91	Centertown, N.J.	Murphy, Daniel	1952	Saugus, Mass.			
McNamara, Mike	1982-85	Elmer, N.J.	Murphy, Kevin	2016	West Chester, Pa.			
McQuillan, Sean	2013-14	Glastonbury, Conn.	Murphy, Justin	1986-88	Madison, Conn.			
McPhee, Deon	2002-05	Abaco, Bahamas	Murphy, Mark	1984-87	Madison, Conn.			
McSherry, Peter	1941-42		Murphy, Thomas	1916, 19				
McWeeny, Gerard	1964-65	Greenwich, Conn.	Murray, Dan	2003-06	Gloucester, Mass.			
Mears, Chuck	1996-97	Bloomfield, Conn.	Murray, Craig	1989-91	Hamden, Conn.			
Meecker, Eugene	1972	Edison, N.J.	Muschette, Erik	2008	Lynn, Mass.			
Meenan, James	1947-48	Bridgeport, Conn.	Muthig, Thomas	1944				
Meers, Bob	1987-88	Cohasset, Mass.	Myers, Mikal	2013-16	Newburgh, N.Y.			
Melifonwu, Obi	2013-16	South Grafton, Mass.	Myers, Norm	1981-84	South Windsor, Conn.			
Mendence, Donald	1960	Norwalk, Conn.	Myers, Robb	1997	St. Charles, Ill.			
Merrill, Howard	1931-32		Myers, Tommy	2014-16	Coventry, Conn.			
Merritts, Jim	1980	Holidaysburg, Pa.						
Meyer, Chris	2000-02	Clearwater, Fla.						
Meyers, Edward	1954-55	Hartford, Conn.						
Michaels, Mark	1982-85	West Islip, N.Y.						
Michalewicz, Steve	1979-82	Windsor Locks, Conn.						
Micklovic, Ed	1983-85	Rahway, N.J.						
Mieczkowski, James	1988	Glastonbury, Conn.						
Mignault, Bill	1949-51	Dayville, Conn.						
Milano, Vin	1952-53	Dorchester, Mass.						
Milberg, Stuart	1986-89	Neshanic Station, N.J.						
Milich, Sekule	1994-95	Bethel, Conn.						
Millard, Bill	1993	Pompano Beach, Fla.						
Miller, Anthony	1988-89	Worcester, Mass.						
Miller, Donald	1969-70	Bridgeport, Conn.						
Miller, Dwayne	1984-88							
Miller, Frank	1913-15							
Miller, Ken	1978-81	Orange, Conn.						
Miller, Mike	1978	Bristol, Conn.						
Miller, Pat	1981-83	Edison, N.J.						
Millet, Mike	1987	Brockton, Mass.						
Mills, Mike	1990	Middletown, Conn.						
Mills, Troy	1987-89	Coral Springs, Fla.						
Miltenis, John	1981-82	Ridgefield, Conn.						
Minnerly, Bill	1958-60	Yonkers, N.Y.						
Minski, Donald	1968	Jewett City, Conn.						
Mirabello, Frank	1954-55	Hartford, Conn.						
Mirambeau, Igor	1986-87	Hollandale, Fla.						
Mitchell	1912							
Mitchell, Arthur	1919-21							
Mitchell, Frederic	1939-40	Colchester, Conn.						

# ALL-TIME LETTERWINNERS



## 2017 UCONN FOOTBALL MEDIA GUIDE

Pforr, Ken	1969	Westbury, N.Y.	Riley, Chris	1983-86	Mattapoissett, Mass.	Schmidt, Rob	1993-95	Red Bank, N.J.
Phalen, Robert	1978	Ridgefield, Conn.	Riley, James	1958	Danielson, Conn.	Schofield, William	1924-26	
Phillips, Shakim	2012-13	Paterson, N.J.	Riley, Khalid	1998	Norwood, Mass.	Schumacher, Marc	1965-67	Elmont, N.Y.
Pierce, Franklin	1930-32		Rinaldi, Ralph	1959-61	East Longmeadow, Mass.	Schuman, Dave	1993, 95, 96	Saddle Brook, N.J.
Pignatello, Tony	1959-61	Verona, N.J.	Ring, Robert	1944		Schuster, George	1955	Naugatuck, Conn.
Pinsky, Albert	1940-42		Ritchie, Alexander	1958	Stratford, Conn.	Schwartz, Darryl	1975, 76	Acton, Mass.
Pinsky, David	1934-35		Roberts, Dave	1962-63	Meriden, Conn.	Schwolsky, Arnold	1936-38	
Pinsky, Julius	1933-35		Roberts, Jeffrey	1961	Windsor, Conn.	Scott, Andy	1984-88	Ansonia, Conn.
Pinsky, Leo	1944, 47-49	Hartford, Conn.	Roberts, Wilfred	1938-39		Scott, David	1983-85	Danielson, Conn.
Pisciottano, Jim	1969-71	Hawthorne, N.J.	Robeson, Dave	1972-73	New York, N.Y.	Scoville	1912	
Poirier, Paul	1958	Danielson, Conn.	Robinson, Courtney	2005	Lake Worth, Fla.	Scussel, Raymond	1941-42	
Poland, Edwin	1933-35		Robinson, Frank	1937-39		Searcy, Mike	1987-91	Miami, Fla.
Poles, Kevin	2007, 09	Penfield, N.Y.	Robinson, Greg	2009	Scotland, Pa.	Sebolt, Dave	1989-90	West Hartford, Conn.
Polito, Alex	2007-10	Reading, Pa.	Robinson IV, John	2016	Englewood, N.J.	Seely, Dick	1961-63	Armonk, N.Y.
Pomposi, Philip	1976-77	Meriden, Conn.	Robustelli, Rick	1968-70	Stamford, Conn.	Segar, Robert	1978-80	Storrs, Conn.
Poole, Chandler	2002-03	Fort Lauderdale, Fla.	Robustelli, Robert	1970-73	Stamford, Conn.	Selavka, Carl	1950-52	Willimantic, Conn.
Pope, Thomas	1964	Max Meadows, Va.	Rock, Brad	1972-74	Hauppauge, N.Y.	Selden	1910	
Portee, A.J.	2010	Austell, Ga.	Rodgers, Zeke	1992-95	Washington Township, N.J.	Seremet, John	1934-35	
Porter, Shane	1981-84	Bridgeport, Conn.	Rogers, Alfred	1950-52	Manchester, Conn.	Severino, John	1956-58	Hamden, Conn.
Posner, Leonard	1936-38		Rogers, Eric	1997	Tucson, Ariz.	Sgrulletta, Sean	1961-62	Mt. Kisco, N.Y.
Post, Doug	1984-85, 88	Coventry, Conn.	Rogowski, Ronald	1961	Norwalk, Conn.	Shafer, S.	1919	
Post, James	1988	Watertown, Conn.	Romine, Don	1959-60	North Pembroke, Mass.	Sharpe	1910	
Potkay, John	1939		Rosa, Domenic	1950-51	Waterbury, Conn.	Shaw, Alan	1971-73	Braintree, Mass.
Potter, Robert	1948	Windham, Conn.	Rosa, Paul	1944-49	New Canaan, Conn.	Shea, William	1945	
Potterton, G.	1933-34		Roscoe, Peter	1968		Sherman, Anthony	2007-10	North Attleboro, Mass.
Prentice, Clifford	1920-21		Rose, Dan	1974-75, 77	Plainfield, Conn.	Sherwood, Jesse	1940	
Preston, Grant	2002-05	Mechanicsburg, Pa.	Rose, Stephen	1976-77	Wilton, Conn.	Shettle, Bob	1985-88	Hartford, Conn.
Price, Percy	1995-98	Manchester, Conn.	Roseblatt, Steven	1969-71	Naugatuck, Conn.	Shirreffs, Bryant	2015-2016	Jefferson, Ga.
Price, Steve	1966-68	Maplewood, N.J.	Ross, Donald	1946-49	New Britain, Conn.	Sibor, Martha (Mgr.)	1974-75	Columbia, Conn.
Primiani, Craig	1983-85	Torrington, Conn.	Rossetti, Nick	1962-64	Yorktown Heights, N.Y.	Sickler, F.	1920	
Pringle, John	1936-37		Rostosky, Pete	1980-82	Monogahela, Pa.	Sicklick, James	1933	
Pruitt, Angelo	2012-13	Cincinnati, Ohio	Roth, Richard	1980	New Britain, Conn.	Sikora, Mike	1952, 54	Bridgeport, Conn.
Przekop, Peter	1977	Norwich, Conn.	Roth, Robert	1970-72	Brooklyn, N.Y.	Silver, Alan	1956	Hamden, Conn.
Pucko, Michael	1973-75	Fitchburg, Mass.	Rouzier, Anthony	2005	Amherst, Mass.	Silverstein, Solon	1940-41	
Pugliano, Frederick	1955-56	Williamanset, Mass.	Roy, Robert	1951-54	Worcester, Mass.	Simeone, Joe	1961-63	Brooklyn, N.Y.
Purcell, John	1975-77	Wallingford, Conn.	Ruffless, Richard	1927-29		Simmons, Keith	1973-75	Simsbury, Conn.
Purple, Nathaniel	1923		Ruffleth Elmer	1933		Simmons, Kevin	1976-77	Simsbury, Conn.
Purple, Nelson	1937		Ruocco, Alphonse	1955	New Haven, Conn.	Sinay, Greg	1973-76	Norwich, Conn.
Puyol, Bobby	2014-16	North Palm Beach, Fla.	Ruslavage, Chuck	1981-84	Clarion, Pa.	Sitty, Albert	1949	New London, Conn.
			Russell, Vin	1969-71	Mechanicville, N.Y.	Skene, Neal	1992, 95	Middletown, Conn.
			Russo, Pat	1994-97	Endicott, N.Y.	Sladkow, Constance	1936	
<b>Q</b>			Rutherford, Trey	2014-2016	Markham, Ont.	Sladkow, Constant	1933	
			Ryan, C.E.	1915, 17		Slanetz, Edward	1920-21	
Quagliano, Frank	2001-02	Cheshire, Conn.	Ryan, Dan	2006-09	Franklin, Conn.	Slate, Donald	1944	
Quinn, Brian	1989	Bridgegewater, N.J.	Ryan, J. Ray	1923-25		Slattery, Robert	1958-59	New Britain, Conn.
Quist, Bob	1965	Grand Rapids, Mich.	Ryan, Mike	2009-11	Tamaqua, Pa.	Slavich, George	1951	
			Ryan, Rohan	1994	Brooklyn, N.Y.	Small, Taber	1998-01	Baltimore, Md.
			Rymash, Ron	1951-54	New London, Conn.	Smallwood, Yawin	2011-13	Worcester, Mass.
			Ryngala, Kenneth	1969	Seaford, N.Y.	Smey, Joseph	1964-66	Naugatuck, Conn.
						Smith, Aaron	2005	Washington, D.C.
<b>R</b>						Smith, Brandon	1998-99	Dana Point, Calif.
Radzevich, Vic	1965-70	Torrington, Conn.				Smith, Charles	1964	East Orange, N.J.
Ragan, Dave	1979-80	West Milford, Pa.	<b>S</b>			Smith, Donald	1981, 83-84	New Haven, Conn.
Rajczewski, Stanley	1966-68	Stamford, Conn.	Sabino, Don	1951, 53	Watertown, Mass.	Smith, J. Brian	1962-63	Hartford, Conn.
Raleigh, Jim	1977-80	Madison, Conn.	Sadek, John	1958-60	Springfield, Mass.	Smith, Jahi	2003, 05-06	Suitland, Md.
Ramsey, Terry	1975-77	Mount Vernon, N.Y.	Sadlon, Edward "Stewart"	1969-70		Smith, Johnathon	2005-06	Camp Hill, Pa.
Randall, Robert	1999-00	Sanford, Fla.	Sadlon, William	1967-70	Woodbury, Conn.	Smith, Mike	2008-12	Houston, Texas
Rankin, James	1936-38		Sager, Maurice	1934		Smith, Pat	1989-92	Bethel, Conn.
Raymond, Dewey	1979-81	Norwalk, Conn.	St. Marie, George	1931-32		Smith, Steven	1965-67	Madison, N.J.
Rebman, Robert	1929-31		Salafia, Joseph	1956	Meriden, Conn.	Smith, Terrance	2000-03	Pompano Beach, Fla.
Reckert, Richard	1945		Saleeby, Dan	1990-92	Cos Cob, Conn.	Smith, Walter	1917	
Redmond, Jack	1964-65	Cheshire, Conn.	Salek, John	1970-72	Wyckoff, N.Y.	Smoot, Greg	1999-01	Edgewood, Md.
Reed, Henry	1973-74	Willimantic, Conn.	Salovitz, Irving	1935-36		Snavely, Todd	1986-87	Ballston Lake, N.Y.
Reed, Larry	1962-63	Peekskill, N.Y.	Saltus, William	1951	Westfield, Mass.	Sneidman, George	1922	
Reeve, William	1926		Samra, Tyler	2013-15	Wyckoff, N.J.	Snow, Geroge	1953	Southington, Conn.
Reid, Brian	1991-94	Richmond, Va.	Sanchez, David	2003, 05	Windsor, Conn.	Sobieski, Thaddeus	1948-50	Meriden, Conn.
Reiner	1912-14		Sanchez, Ramon	1973-75	Garnerville, N.Y.	Solomon, James	1966	Springdale, Conn.
Reisig, Rich	1996	Plymouth, Mass.	Sanders, Aaron	1987-89	Dorchester, Mass.	Solomon, Leslie	1973-74	Wayne, N.J.
Rembish, Mike	1987-90	Linden, N.J.	Santangelo, Mark	1979-80, 82	Edison, N.J.	Sorrell, David	1973	Whippany, N.J.
Renehan	1910		Sapiro, Bob	1980	Wilton, Conn.	Sorrells, Ayo	1999-01	Silver Spring, Md.
Renehan, Edward	1914-15		Sardilli, Albert	1947-48	New Britain, Conn.	Sosik, Nick	1990-93	Kutztown, Pa.
Renzullo, Armando	1956-57	Torrington, Conn.	Sasser, Manny	1972-73	New Haven, Conn.	Sottiriou, Nick	1979	Edison, N.J.
Reppi, Jim	1990-93	Soluay, N.Y.	Sasser, Travis	1985-86	North Haven, Conn.	Sowa, Luke	2016	Millstone, N.J.
Resnick, Morris	1945-46		Sasson, Mike	1995, 97-99	Pittsburgh, Pa.	Sowell, Taurien	2002-05	Bridgeport, Conn.
Revelli, Charles	1941-42, 46		Satin, Marvin	1950, 51		Spagnuolo, Alfred	1973	Union City, N.J.
Reyes, Kendall	2008-11	Nashua, N.H.	Savage, Richard	1969	Hampton, N.H.	Sparks, Brian	2004	Plainville, Conn.
Rice, Ken	2004	Franklin Square, N.Y.	Sayers, Joseph	1933-35		Spears, Wesley	1974	Bloomfield, Conn.
Rich, Derek	2007	Gainesville, Ga.	Scaffidi, Paul	1971, 73-74	Yonkers, N.Y.	Spelman, Chris	1990-92	South Windsor, Conn.
Rich, James	1956	Needham, Mass.	Scagnelli, Paul	1956-58	Natick, Mass.	Spencer, William	1968-70	Lynn, Mass.
Richardson, William	1971-73	Brooklyn, N.Y.	Scarchuk, John	1935-37		Sporck, Frederick	1974	Burnt Hills, N.Y.
Richmond, Luke	1998-00	Ansonia, Conn.	Schackne, Elliot	2001	Davie, Fla.	Sproul, James	1969, 71	Manlius, N.Y.
Ricketson, Leonard	1934		Schaefer, Edward	1958		Stackpole, Fred	1959-61	Saco, Maine
Ricketts, J.	1920		Schafenaeker, Kyle	2016	Cooper City, Fla.	Stafford, Shane	1995-98	Reading, Pa.
Ridley, Jason	2001	Sunrise, Fla.	Chainker, Steven	1973	University City, Mo.	Stanger, George	1952-54	Lynn, Mass.
Riederich, John	1958-59	West Haven, Conn.	Schildgne, Henry	1926-28		Stanko, Justin	1992-95	Stratford, Conn.
			Schmidt, Clarence	1947-49		Stapleton, Cameron	2014-2016	Staten Island, N.Y.
						Starkel, Robert	1945	



# ALL-TIME LETTERWINNERS

## 2017 UCONN FOOTBALL MEDIA GUIDE

Stasiuk, John	1946	
Stravrianidis, Fotis	1984	Danbury, Conn.
Steben, Ron	1991	Torrington, Conn.
Steele	1912	
Steg, Brandon	2012-13	Coral Springs, Fla.
Stehle, Wayne	1986	Jim Thorpe, Pa.
Stella, Joseph	1939-40	
Stephen, Shamar	2010-13	Brookville, N.Y.
Stephens, Cecil	1958	Green Farms, Conn.
Stephens, Omaine	2014-2016	East Orange, N.J.
Sternburg, John	1929-30	
Stevens, Jalen	2015-2016	Goose Creek, S.C.
Stevens, Lester	1931-32	
Stevenson, David	2012-13	Stone Mountain, Ga.
Stewart, Frank	1974	North Andover, Mass.
Stewart, Graham	2013-15	Durham, Conn.
Stockwell, Ken	1979	Grosse Point, Mich.
Stoddard, John	1964-66	Elmsford, N.Y.
Storrs	1910	
Storrs, Arnold	1930	
Stowell, Robert	1969	Milford, Conn.
Stroman, Kamari	1998-01	Norristown, Pa.
Strong, N.A.	1917	
Sudora, Scott	1985, 88	Monroe, Conn.
Sumoski, Warren	1962	New Britain, Conn.
Sundberg, Steven	1987-89	Meriden, Conn.
Suplinskas, Al	1979-81	Wallingford, Conn.
Sutkowski, Richard	1951-52	Shelton, Conn.
Summers, Jamar	2014-16	East Orange, N.J.
Sutter, Sean	1991	Boonton, Pa.
Svencer, Mark	1970-71	Norwalk, Conn.
Sweeney, Tom	1969-70	Waterford, Conn.
Sweitzer, Ken	1978-81	Madison, Conn.
Sweitzer, Scott	1984-87	Madison, Conn.
Swem, Tracy	1923-24	
Sykes, David	1960-61	Pittsfield, Mass.
Sylvester, John	1952-53	East Boston, Mass.
Symonbathy, Clint	1972	Seymour, Conn.
Szarzynski, Thomas	1975-76	Naugatuck, Conn.
Szmajter, Edward	1972	New Britain, Conn.

<b>T</b>		
Taxiltaridis, John	1998-99	Fairfield, Conn.
Taylor, Corey	1995	Louisville, Ky.
Taylor, Larry	2004-07	Fort Lauderdale, Fla.
Taylor, Marvin	2004-05	New Brunswick, N.J.
Taylor, Tory	1995-98	Winter Garden, Fla.
Taylor, Victor	1989-90	Meriden, Conn.
Teggart, Dave	2008-11	Northborough, Mass.
Tellier, Ray	1970-72	West Haven, Conn.
Terry, Marshe	2016	Columbus, N.J.
Testa, Rocco	1976-77	Bristol, Conn.
Theodoss, Jeff	1973-74	Southbridge, Mass.
Thies, John	1969	Glenbrook, Conn.
Thomas, Donald	2006-07	West Haven, Conn.
Thomas, Noel	2014-16	Norwalk, Conn.
Thomas, Jeff	1977-80	Forestville, Conn.
Thompkins, Jamie	1979, 81-82	New Britain, Conn.
Thompson, Aundre	1974	Bogalusa, La.
Thompson, Bruce	1972-73	Bogalusa, La.
Thompson, Donald	1972-74	Bogalusa, La.
Thompson, Henry	1993-95	Miami, Fla.
Thompson, Jason	2016	Shelton, Conn.
Thompson, John	1936-37	
Thompson, Paul	1936	
Thompson, William	1924	
Tice, Robert	1966	Somerville, N.J.
Tierney, Chris	1975	Commack, N.Y.
Timko, Ryan	1997-00	DeLand, Fla.
Timko, Wes	1999-02	DeLand, Fla.
Tiner, Ralph	1967-69	Somerville, N.J.
Tinsley, Frederick	1962	Hartford, Conn.
Tinsley, Phil	1951-53	Berlin, Conn.
Todman, Jordan	2008-10	North Dartmouth, Mass.
Toffolon, John	1940-42	
Tollefsen, Gerard	1989-91	Pembroke Pines, Fla.
Tombari, Pheno	1927-28	
Tonsing, Trey	2005, 2008	Waldorf, Md.
Tonry, H.	1917	
Torkelson, Eric	1972-73	Burnt Hills, N.Y.
Torre, Joe	1974	East Haven, Conn.
Tortolani, Paul	1968-69	Port Chester, N.Y.
Towns, Christopher	1999	West Wyoming, Pa.
Tracewski, Edward	1946-47	Eymon, Pa.

Tracey, Ryan	2000	Upland, Calif.
Treat, Robert	1958, 60-61	Middlefield, Conn.
Trechock, Chester	1984-85	Piscataway, N.J.
Tremblay, Sean	1996-97	Port Jefferson Station, N.Y.
Trepanier, George	1957	Springfield, Mass.
Trichka, Bob	1957-59	Bridgeport, Conn.
Tritz, Rob	1998-99	Huntington Beach, Calif.
Trivella, Rob	1980-83	Torrington, Conn.
Trojanowski, Walt	1942, 45-46, 49	Bridgeport, Conn.
Trottier, Normand	1963	Biddeford, Maine
Trumbull, John	1964-65	Westfield, Mass.
Tucker, Scipio	1964	Darien, Conn.
Tulp, LeRoy	1947-49	New Haven, Conn.
Turco, Nicholas	1966, 68	West Orange, N.J.
Turshen, Richard	1944, 47-48	
Tuzi, William	1969-71	New York, N.Y.
Tyson, Jerry	1981	Stamford, Conn.

<b>U</b>		
Umberger, Rusty	1977-80	Fairfax, Va.
Urda, Larry	1962-63	Bridgeport, Conn.
Vann, Marquise	1983, 85	New Britain, Conn.
Usher, Brian	1971-73	Stamford, Conn.

<b>V</b>		
Valente, Tony	1992-93	Albany, N.Y.
Vanderrest, Bill	1997-99	Endicott, N.Y.
Vann, Marquise	2012-15	Cincinnati, Ohio
Vaughn, Robert	2006-09	North Attleboro, Mass.
Vechery, Brendon	2015-2016	Ashburn, Va.
Verdi, Todd	1990-92	New Britain, Conn.
Vereen, Linwood	1987-90	Bridgeport, Conn.
Vernet, Ron	1956-57	Tyngsboro, Mass.
Vibberts, Scott	1987-89	Stafford Springs, Conn.
Vibert	1912	
Vicidomino, Graig	2005-06	Seymour, Conn.
Villapiano, Joe	2002	Oakhurst, N.J.
Viscount, Joe	1950-52	Milford, Conn.
Vitale, Nick	2016	Madison, Conn.
Voyght, Robert	1945	
Volpe, Anthony	1976-77	North Haven, Conn.
Volpe, Bob	1979	
von Harten, Peder	2005	Marlboro, N.J.

<b>W</b>		
Wadsworth, Daniel	1947-48	
Waggoner, Louis	1996-98	Vernon, Texas
Wagner, Cole	2010-13	York, Pa.
Wahnowsky, Paul	1963	Stamford, Conn.
Wain, Justin	2014-2016	Wilmington, N.C.
Wakely, Paul	1971	
Walker, Heath	1992-95	Hopkinton, Mass.
Walker, John	1994	Fort Lauderdale, Fla.
Walker, Mike	1992-94	Syracuse, N.Y.
Walker, Mike	1979	East Lyme, Conn.
Wallace, Perry	1920	
Wallace, Razul	1999-02	Hicksville, N.Y.
Waller, John	1947	Greenfield, Mass.
Wallner, Bill	1956-58	
Walsh, Matthew	2013-16	Madison, Conn.
Walsh, Mike	1983-85	Voluntown, Conn.
Walsh, Pat	1992-95	East Islip, N.Y.
Waltman, Edward	1938-40, 45	
Walton, Ted	1976, 78-79	Bridgeport, Conn.
Wandy, Joseph	1930-32	
Ward, Jason	2004-06	St. Hippolyte, Que.
Warren, Adolph	1931-32	
Warren, Robert	1969-71	East Norwich, N.Y.
Watkins, Anthony	2016	Fort Meade, Md.
Webb, Jon "Jody"	1977-80	Bridgeport, Conn.
Wehger, Ronald	1924	
Wesley, Kevin	1989-90	Wintersville, Ohio
West, Roy	1941	
Westcott, Jason	1998	Stockton, Calif.
Westfort, Ron	1965	
Wetmore, James	1944	
Wezowicz, Robert	1949-50	Windsor Locks, Conn.
Whaley, Dave	1964-65	New Castle, Del.

White, Gerry	1960-62	Haverhill, Mass.
White, Jeann	1966-67	Lincoln Park, N.J.
White, Webster	1923	
Whitley, Paul	1955-57	Andover, Mass.
Whitmer, Chandler	2012-14	Newnan, Ga.
Wholley, Jon	2004	Southington, Conn.
Wieczorek, Zigmund	1940	
Wilburn, Gary	2009-11	Washington, Ga.
Wilburn, Jimmy	1983	North Bedford, Conn.
Wilcox, Al	1982	Moosup, Conn.
Wilkins, Jamar	1997-2000	Fairview, N.J.
Wilkinson, Richard	1931-32	
Williams, Arthur "Pop"	1925-27	Jewett City, Conn.
Williams, Brandon "Courtney"	1995-98	Milford, Conn.
Williams, Donovan	2016	Dumfries, Va.
Williams, James	1930	
Williams, Jason	2002-05	McKeesport, Pa.
Williams, Jerome	2011	Burlington Township, N.J.
Williams, Jhавon	2013-16	Wellington, Fla.
Williams, Julius	2004, 06-08	Decatur, Ga.
Williams, Leroy	1973-75	New Haven, Conn.
Williams, Nick	2009-12	East Windsor, N.J.
Williams, Stanley	2006	Hartford, Conn.
Williams, Trevardo	2009-12	Bridgeport, Conn.
Willis, Chris	1999-00	Whittier, Calif.
Willman, Tim	2012-13	Fulton, Md.
Wilson, Beverly	1929-30	
Wilson, Darrell	1976-80	Pennsauken, N.J.
Wilson, Hiram	1944	
Wilson, Ken	2000-01	Philadelphia, Pa.
Wilson, Kenneth	1926-28	
Wilson, Lawrence	2007-10	Tuscaloosa, Ala.
Wilson, O'Neil	2001-03	Scarborough, Ont.
Winer, Frank	1939	
Winn, Kane	1983, 84	Stamford, Conn.
Winzler, John	1939	
Wirth, Ryan	2011-12	Medford, N.J.
Witten, Lindsey	2006-09	Cleveland, Ohio
Wolcott, Raymond	1949	Westfield, Mass.
Wolf, Justin	2003	Monroe, Conn.
Wolfe, Charles	1946-48	Middletown, Conn.
Wood	1914	
Wood, Barry	1982-84	Altoona, Pa.
Woods, Daryl	1998-99	Bridgeport, Conn.
Woolley, Douglas	1965, 67	Trumbull, Conn.
Wozenski, Edward	1936	
Wozenski, Joseph	1940	
Wreh-Wilson, Blidi	2009-12	Edinboro, Pa.
Wrigley, Lee	1978-80	New Haven, Conn.
Wyatt, Curtis	1972-73	Edison, N.J.

Wylie, Kelmetrus	2008-09	Washington, Ga.Y
Yesukiewicz, Joseph	1930	
Yesukiewicz, Stanley	1931-32	
Yodis, Greg	1997-98	Philadelphia, Pa.
Youmatz, Henry	1945	
Young, Brandon	2002-03, 05-06	Morganza, Md.
Youngberg, Nathan	1995	Orange, Conn.
Younger, Jordan	1997-99	Trenton, N.J.
Yuen, Andrew	1964, 66	New Rochelle, N.Y.
Yukna, Alfred	1946-47	
Yurek, John	2010	Greencastle, Pa.
Yusievicz, John	1939	
<b>Z</b>		
Zaleski, Henry	1949-50	
Zambrovitz, Gregg	1986, 88	East Brunswick, N.J.
Zavarella, Savin	1931-32	
Zecchino, Nick	2016	Cedar Grove, N.J.
Zeleznikar, Robert	1949	Duluth, Minn.
Zenkert, Paul	1991-94	Colts Neck, N.J.
Ziccardi, Michael	2000	Coral Springs, Fla.
Ziegler, Lou	1984	Red Bank, N.J.
Ziemiacki, Rob	1994	Burlington, Conn.
Zimmerman, Robert	1944	
Zinser, John	1958-59	Danbury, Conn.
Zisk, Ed	1952-53	Higginum, Conn.
Zito, Mike	1968-69	East Haven, Conn.
Zochowski, Richard	1966	East Brunswick, N.J.
Zollin Arthur	1924-26	
Zweig, Don	1970-72	Rockaway, N.J.



### 1896

The history of intercollegiate football at the University of Connecticut begins with the formation of the Athletic League of New England State Colleges. Connecticut, Massachusetts and Rhode Island join for the purpose of scheduling regular meetings in football and baseball. Connecticut is known as Storrs Agricultural College.

### 1897

A year of firsts, all in one game; first game against Rhode Island, first game against a collegiate opponent and first game in the newly formed conference. S.A.C. wins 22-8.

### 1899

Storrs Agricultural College changes its name to Connecticut Agricultural College.

### 1901

The 1901 squad finished 8-2 and registered six shutouts on the season, including five straight in one stretch. Rhode Island was the only intercollegiate opponent on the schedule and was one of the shutout victims, falling to the "Aggies" of Connecticut Agricultural College by a count of 27-0.

### 1919

Gardner Dow, a native of New Haven, dies on September 20, 1919, after making a spectacular flying tackle in a game at New Hampshire. Dow suffered a concussion of the brain. The athletic fields behind Hawley Armory were named after him and served as the site of home games for football, baseball, soccer, lacrosse and track meets.



Gardner

### 1923

Connecticut enters the New England Conference, which includes all New England state schools except for the University of Vermont.

### 1924

This squad is down in the annals as one of the school's finest, finishing 6-0-2 and winning the New England Conference Championship. The Aggies are said by the New York Times to be among the best teams in the country and the team defense finishes first in the nation. The team gave up only 13 points all season and only three in the final seven games.



Martin "Red" O'Neill – UConn's first All-America

Senior team captain Martin "Red" O'Neill is the school's first All-America candidate, leading the 1923 and 1924 teams. As legend has it, his career started in 1922 during a loss to Springfield College. A Connecticut Agricultural College (now UConn) player was injured and the coaches could find no one to replace him among the reserves. Someone spotted O'Neill watching the game from the stands and called to him to join in the game. He threw on a uniform and stepped into the line-up, where he would remain for three seasons.

### 1934

First season for head coach J.O. Christian. The school receives big press coverage at the end of the 1-7 campaign for stealing the Rhody Ram mascot before the game with Rhode Island (pictured above).

### 1935

First football team to come in early for preseason camp at the expense of the school.

### 1939

First season as the University of Connecticut; team defeats Coast Guard, 14-0, in the first game ever played under flood lights at Gardner Dow Field.



# HISTORICAL TIMELINE

2017 UCONN FOOTBALL MEDIA GUIDE



## 1942, 1944-1945

During the war years, head coach J.O. Christian and the Huskies put together a three-year stretch like none other in school history. In that three-season span (with no football being played in 1943), Connecticut won 20 of 24 contests. The Huskies registered separate winning streaks of six, eight and five games and shutout their opponents in 13 of the 20 wins.

## 1945

UConn tailback Walt Trojanowski shares the NCAA scoring title with Doc Blanchard of Army. Both men scored 132 points on the season.

## 1947

UConn becomes a charter member of the Yankee Conference.

## 1953

Memorial Stadium opens with a 26-6 Connecticut win over St. Lawrence on October 10, 1953. The 1953 season also marked the first appearance at a football game for the marching band.

## 1956-1960

UConn captures five straight Yankee Conference Championships, a league-record for consecutive titles won or shared. During that span, the Huskies compile a 17-1-2 record in Yankee Conference play and go 18 league contests before their lone loss in the stretch, to New Hampshire.

## 1965

UConn beats Yale for the first time ever (pictured above), on September 25, 1965, 13-6. UConn becomes the first school from within the state of Connecticut to ever beat Yale.

## 1969

UConn joins the NCAA in celebrating the 100th anniversary of college football by selecting an 11-member All-Time UConn team. More than 130 UConn football players receive votes in the balloting of fans, alumni and former players.

## 1967-73

Connecticut captures four Yankee Conference championships in a seven-season span, going 27-6-3 in league play during that stretch.

## 1983

Linebackers John Dorsey and Vernon Hargreaves become the first teammates in UConn football history to earn All-America honors in the same season. The duo combined for more than 300 tackles and helped UConn to a share of the Yankee Conference Championship.

## 1989

UConn plays the first night game in the history of Memorial Stadium on September 23, 1989, and defeats New Hampshire, 20-10.

## 1990

Matt DeGennaro finishes his Husky career as the leading passer in the history of the Yankee Conference, totaling 9,288 yards and 73 touchdowns.

## 1995

UConn matches the most successful start in school history by winning its first six games of the year. Senior captain Wilbur Gilliard becomes the all-time leading rusher in school history. Gilliard finishes his career with 2,624 rushing yards. The 1995 team finishes 8-3 and ties the school record for wins in a season. The squad finished the year ranked No. 23 in the national I-AA top 25.

## 1998

UConn football celebrates its 100th season with a school-record 10 wins and advances to the NCAA I-AA football playoffs for the first time. UConn defeats Hampton, 42-34, in its first playoff game and advances to the NCAA Quarterfinals. The Huskies finish the season ranked No. 7 in the national I-AA rankings. Senior quarterback Shane Stafford is the only active player named to the UConn Football 100th Anniversary All-Time Team and finishes his career in the top two of every quarterbacking category in school history.

## 1999

Randy Edsall becomes UConn's 27th head coach and leads the Huskies through their final season in Division I-AA. UConn finishes 4-7, but wins its first ever game against a Division I-A opponent, beating Buffalo 23-0 on September 16.

## 2000

UConn begins play as a Division I-A Independent. The team earns two wins over Division I-A opponents and sets a single-season record for average home attendance (14,166), playing before the three largest crowds in school history (all advance sellouts) in their first three home games.

## 2001

UConn earned its first-ever victory over a BIG EAST opponent as Marc Hickok nailed a career-long 47-yard field goal with 3:04 remaining in the game to lift the Huskies to a 20-19 win over Rutgers.



### 2002

UConn has a breakthrough season, posting a 6-6 record, including a win at Big 12 member Iowa State, which would advance to a bowl game. For the first time, the NCAA included UConn in the Division I-A statistics and the Huskies placed in the national top five in passing defense and ranked 19th in total defense. Terry Caulley was the nation's leading freshman rusher with 1,247 yards on the year. The Huskies closed a 50-year run at Memorial Stadium with a 63-21 win over Kent State in which Caulley tied an NCAA record by scoring four touchdowns in one quarter.

### 2003

UConn made its debut at Rentschler Field, playing to 93% capacity (37,059). The large home crowds helped push the Huskies to a 9-3 record, including a 34-10 win over Big Ten member Indiana on opening day.

### 2004

UConn made its debut as a member of the BIG EAST Conference in style as the Huskies finished one game back of the leaders and earned a berth in the Motor City Bowl. The Huskies led the conference in both total offense and total defense while Cornell Brockington led the BIG EAST with 1,218 rushing yards. The season ended with a win over Toledo in the Motor City Bowl as quarterback Dan Orlovsky was named MVP.

### 2007

UConn captured its first-ever BIG EAST Championship and appeared in the Meineke Car Care Bowl, selling out its allotment of 12,500 tickets for the game in Charlotte, N.C. During the season, UConn earned its first-ever national rankings, peaking at No. 16 in the AP Poll and No. 13 in the BCS.

### 2008

UConn advanced to a bowl in consecutive seasons for the first time in school history and defeated Buffalo in the 2009 International Bowl in Toronto. Running back Donald Brown led the country in rushing with 2,083 yards and became UConn's first All-American since the program moved to the FBS. Brown was also named the BIG EAST Offensive Player of the Year – UConn's first-ever BIG EAST individual award winner. Following the season, the Huskies had four players taken in the first two rounds of the NFL Draft.

### 2009

Connecticut advances to a bowl game for the third-straight season and posts a 20-7 win over South Carolina. The Huskies endured an emotional season with the death of teammate Jasper Howard on Oct. 19, but came back to win its final four games, including a 33-30 double overtime win at Notre Dame.

### 2010

UConn appears in a Bowl Championship series game for the first time as it plays Oklahoma in the Tostitos Fiesta Bowl. The Huskies won five consecutive games to close the regular season and claim the BIG EAST Championship and a trip to the BCS. Running back Jordan Todman was unanimously named the BIG EAST Offensive Player of the Year and was an All-American pick. Todman was also the second-leading rusher in the country. Nick Williams led the country in kickoff return average.

### 2012

Following the 2012 season, a record five Huskies are selected in the 2013 NFL Draft. Dwayne Gratz, Sio Moore and Bliid Wreh-Wilson are all taken in the third round while Trevardo Williams goes in the fourth and Ryan Griffin in the sixth.

### 2013

An all-time record crowd of 42,704 pack Rentschler Field as the Huskies took on Michigan on Sept. 21. Following the season, former Notre Dame defensive coordinator Bob Diaco was named the head coach of the Huskies.

### 2015

Diaco led UConn to an appearance in the St. Petersburg Bowl against Marshall in just his second year as Husky coach. The Huskies posted a 20-17 win over No. 13 Houston on November 21 at Pratt & Whitney Stadium at Rentschler Field.





### TOTAL OFFENSE

**Yards**

- 1. 261 Donald Brown, 2009 International
- 2. 239 Dan Orlovsky, 2004 Motor City

**Plays**

- 1. 41 Dan Orlovsky, 2004 Motor City
- 2. 39 Zach Frazer, 2011 Tostitos Fiesta
- 3. 36 Bryant Shirreffs, 2015 St. Petersburg

**All-Purpose Yards**

- 1. 261 Donald Brown, 2009 International
- 2. 157 Larry Taylor, 2004 Motor City

### RUSHING

**Carries**

- 1. 33 Andre Dixon, 2010 Papajohns.com
- 2. 32 Jordan Todman, 2011 Tostitos Fiesta
- 3. 29 Donald Brown, 2009 International

**Net Yards**

- 1. 261 Donald Brown, 2009 International
- 2. 126 Andre Dixon, 2010 Papajohns.com

### RUSHING – QUARTERBACKS

**Rushing Yards**

- 1. 75 Bryant Shirreffs, 2015 St. Petersburg
- 2. 32 Tyler Lorenzen, 2009 International
- 3. 24 Tyler Lorenzen, 2007 Meineke Car Care

### PASSING

**Attempts**

- 1. 41 Dan Orlovsky, 2004 Motor City
- 2. 39 Zach Frazer, 2011 Tostitos Fiesta

**Completions**

- 1. 20 Dan Orlovsky, 2004 Motor City
- 2. 19 Zach Frazer, 2011 Tostitos Fiesta

**Net Yards**

- 1. 239 Dan Orlovsky, 2004 Motor City
- 2. 223 Zach Frazer, 2011 Tostitos Fiesta
- 3. 107 Zach Frazer, 2010 Papajohns.com

**Completion Percentage**

- 1. 66.6% Tyler Lorenzen, 2009 International
- 2. 55.8% Bryant Shirreffs, 2015 St. Petersburg
- 3. 50.0% Tyler Lorenzen, 2007 Meineke Car Care

**Touchdown Passes**

- 1. 2 Dan Orlovsky, 2004 Motor City
- 2. 1 Tyler Lorenzen, 2009 International
- Zach Frazer, 2010 Papajohns.com

**Interceptions (Thrown)**

- 1. 2 Zach Frazer, 2011 Tostitos Fiesta
- 2. 1 Three Tied

### RECEIVING

**Receptions**

- 1. 9 Keron Henry, 2004 Motor City
- 2. 5 Arkeel Newsome, 2015 St. Petersburg
- 3. 4 Four Tied

**Net Yards**

- 1. 109 Keron Henry, 2004 Motor City
- 2. 47 Matt Cutaia, 2004 Motor City

**Touchdown Receptions**

- 1. 1 4 players tied

### RECEIVING – TIGHT ENDS

**Receptions**

- 1. 4 Ryan Griffin, 2011 Tostitos Fiesta
- 2. 2 Alec Bloom, 2015 St. Petersburg
- Steve Brouse, 2007 Meineke Car Care

**Net Yards**

- 1. 48 Ryan Griffin, 2011 Tostitos Fiesta
- 2. 26 Steve Brouse, 2007 Meineke Car Care

### PUNTING

**Number**

- 1. 7 Cole Wagner, 2011 Tostitos Fiesta
- Des Cullen, 2007 Meineke Car Care

**Net Yards**

- 1. 328 Cole Wagner, 2011 Tostitos Fiesta
- 2. 306 Desi Cullen, 2007 Meineke Car Care

**Average**

- 1. 46.9 Cole Wagner, 2011 Tostitos Fiesta
- 2. 43.7 Desi Cullen, 2007 Meineke Car Care

### PUNT RETURNS

**Number**

- 1. 6 Jasper Howard, 2009 International
- Reggie McClain, 2010 Papajohns.com
- 2. 3 Larry Taylor, 2007 Meineke Car Care

**Net Yards**

- 1. 75 Larry Taylor, 2007 Meineke Car Care
- 2. 46 Jasper Howard, 2009 International

**Touchdowns**

- 1. 1 Larry Taylor, 2007 Meineke Car Care
- Larry Taylor, 2004 Motor City

### KICKOFF RETURNS

**Number**

- 1. 6 Nick Williams, 2011 Tostitos Fiesta
- 2. 4 Jordan Todman, 2009 International

**Net Yards**

- 1. 137 Nick Williams, 2011 Tostitos Fiesta
- 2. 124 Jordan Todman, 2009 International

### SCORING

**Touchdowns**

- 1. 2 Tyler Lorenzen, 2009 International

**PAT/Kick**

- 1. 5 Dave Teggart, 2009 International
- 2. 3 Matt Nuzie, 2004 Motor City

**Field Goals/Attempts**

- 1. 4/5 Matt Nuzie, 2004 Motor City
- 2. 2/2 Dave Teggart, 2010 Papajohns.com

**Total Points**

- 1. 15 Matt Nuzie, 2004 Motor City
- 2. 12 Tyler Lorenzen, 2009 International

### DEFENSE

**Tackles**

- 1. 18 Maurice Lloyd, 2004 Motor City
- 2. 14 Andrew Adams, 2015 St. Petersburg
- 3. 11 Scott Lutrus, 2011 Tostitos Fiesta

**Tackles for Loss**

- 1. 3.5 Maurice Lloyd, 2004 Motor City
- Robert McClain, 2009 International

**Interceptions**

- 1. 1 7 players tied

**Yards (Returned)**

- 1. 100 Dahna Deleston, 2009 International
- 2. 46 Dwayne Gratz, 2011 Tostitos Fiesta

**Interception Return Touchdowns**

- 1. 1 Dahna Deleston, 2009 International

### SUPERLATIVES

**Longest Field Goal**

- 1. 52 yards Bobby Puyol, 2015 St. Petersburg
- 2. 44 yards Dave Teggart, 2010 Papajohns.com
- 2. 42 yards Dave Teggart, 2009 International

**Longest Run from Scrimmage**

- 1. 75 yards Donald Brown, 2009 International
- 2. 58 yards Donald Brown, 2007 Meineke Car Care

**Longest Interception Return**

- 1. 100 yards Dahna Deleston, 2009 International

**Longest Punt**

- 1. 57 yards Cole Wagner, 2011 Tostitos Fiesta
- 2. 55 yards Desi Cullen, 2009 International
- 3. 53 yards Justin Wain, 2015 St. Petersburg
- Desi Cullen, 2010 Papajohns.com

**Longest Punt Return**

- 1. 68 yards Larry Taylor, 2007 Meineke Car Care
- Larry Taylor, 2009 International

**Longest Kickoff Return**

- 1. 95 yards Robbie Frey, 2011 Tostitos Fiesta
- 2. 63 yards Tyvon Branch, 2007 Meineke Car Care
- 3. 54 yards Larry Taylor, 2004 Motor City

**Longest Pass Play**

- 1. 44 yards Dan Orlovsky to Keron Henry, 2004 Motor City




## 2004 MOTOR CITY BOWL

Connecticut 39, Toledo 10

December 27, 2004 • Ford Field • Detroit, Mich. • Attendance: 52,552

UConn (8-4)	17	13	3	6	—	39
Toledo (9-4)	0	7	3	0	—	10



**First Quarter:** UC-Matt Nuzie 35 field goal 12:05 (8 plays, 41 yards, 2:55); UC-Jason Williams 32 pass from Dan Orlovsky (Nuzie kick) 4:41 (4 plays, 36 yards, 1:43); UC-Larry Taylor 68 punt return (Nuzie kick) 2:31.

**Second Quarter:** UT-Bruce Gradkowski 1 run (Jason Robbins kick) 10:53 (13 plays, 63 yards, 6:27); UC-Brian Sparks 7 pass from Orlovsky (Nuzie kick) 7:42 (8 plays, 41 yards, 3:11); UC-Nuzie 37 field goal 1:24 (11 plays, 55 yards, 3:23); UC-Nuzie 25 field goal 0:00 (6 plays, 53 yards, 0:55).

**Third Quarter:** UT-Robbins 27 field goal 11:47 (9 plays, 56 yards, 3:13); UC-Nuzie 36 field goal 1:53 (13 plays, 56 yards, 5:58).

**Fourth Quarter:** UC-Matt Lawrence 11 run (Nuzie kick blocked) 0:25 (5 plays, 45 yards, 2:52).

### INDIVIDUAL STATISTICS

**Rushing (Att-Yds-TD):** UC- Brockington 15-72-0, Bellamy 9-55-0, Williams, Ja. 1-14-0, Lawrence 1-11-1, Anderson 4-10-0, Orlovsky 1-(-3)-0. UT- Dawson 19-78-0, Council 10-10-0, Parmele 4-4-0, Gradkowski 4-(-1)-1, Higgins 1-(-4)-0, Body 1-(-9)-0

**Passing (Att-Cmp-Int-Yds-TD):** UC- Orlovsky 41-20-1-239-2. UT- Council 28-16-2-160-0, Gradkowski 12-6-0-43-0.

**Receiving (Rec-Yds-TD):** UC- Henry 9-109-0, Williams, Ja. 3-43-1, Cutaia 2-47-0, McLean 2-13-0, Anderson 1-10-0, Sparks 1-7-1, Murray 1-6-0, Bellamy 1-4-0. UT- Moore 5-48-0, Odom 5-27-0, Holmes 4-47-0, Higgins 2-35-0, Broussard 2-13-0, Dawson 2-7-0, Parmele 1-15-0, Hudson 1-11-0.

### TEAM STATISTICS

	CONN	UT
First Downs	20	20
Rushing	31-159	39-78
Passing Yards	239	203
Att-Comp-Int	41-20-1	40-22-2
Total Offense	72-398	79-281
Average	5.5	3.6
Fumbles-Lost	0-0	2-1
Penalties-Yards	5-44	4-35
Punts-Average	3-30.3	6-32.3
Punt Returns	2-69	1-7
Kickoff Returns	3-101	5-83
INT Ret.-Yards	2-0	1-0
Possession	28:18	31:42
3rd Down Conv.	8 of 17	8 of 18

**D**an Orlovsky earned Most Valuable Player honors after going 20 of 41 in the air for 239 yards and two touchdowns as UConn defeated MAC Champion Toledo by a 39-10 score in the 2004 Motor City Bowl, UConn's first ever bowl appearance.

In addition to Orlovsky's honor, Tyler King was named the United Auto Workers Lineman of the Game.

The Huskies were led in rushing by Cornell Brockington, who had 15 carries for 72 yards. The leading receiver on the day for UConn was Keron Henry with nine catches for 239 yards.

UConn got out of the gates early, and set a Motor City Bowl record, by scoring 17 points in the first quarter while shutting the Rockets out. The Huskies took the opening drive 41 yards on eight plays to set up a 35-yard field goal by Matt Nuzie. Nuzie went on to kick three more field goals, for a total of four, to set a new Motor City Bowl record and tie a UConn single-game record.

The Huskies scored the first touchdown of the contest as Orlovsky, after eluding a blitzing Rocket, hit Jason Williams in the corner of the end zone for a dazzling 32-yard TD pass on a fourth and six play.

The final points of the first quarter came as Larry Taylor returned a punt 68 yards for a score.



Toledo scored its first points of the game as it grinded out a 13-play, 63-yard drive that ended with a one-yard touchdown run by quarterback Bruce Gradowski.

The Huskies scored 13 more points in the second quarter to take a 30-7 lead at the half. Orlovsky threw a seven-yard TD pass to Brian Sparks, whose sliding catch with 7:42 left in the half capped an eight-play, 41-yard drive. That touchdown was set up by a 54-yard kickoff return by Taylor.

Nuzie kicked a pair of field goals in the final 1:24 of the half – a 37-yarder and a 25-yarder on the final play of the half.

The teams traded a pair of field goals for the only scoring of the third quarter as Jason Robbins hit a 27-yard field goal for Toledo 3:13 into the half while Nuzie hit a 36-yarder with 1:53 left to play in the quarter.

The only scoring of the fourth quarter came with 25 seconds remaining as sophomore Matt Lawrence scored a touchdown on an 11-yard run.



## 2007 MEINEKE CAR CARE BOWL

### Wake Forest 24, Connecticut 10

December 29, 2007 • Bank of America Stadium • Charlotte, N.C. • Attendance: 53,126



UConn (9-4)	7	3	0	0	—	10
Wake Forest (9-4)	0	0	14	10	—	24

**First Quarter:** UC-Larry Taylor 68 punt return (Tony Ciaravino kick ) 2:38.

**Second Quarter:** UC-Ciaravino 29 field goal 5:00 (8 plays, 80 yards, 2:21).

**Third Quarter:** WF-Josh Adams 38 run (Sam Swank kick) 12:44 (6 plays, 66 yards 2:08); WF-John Tereshinski 20 pass from Riley Skinner (Swank kick) 3:27 (6 plays, 29 yards, 2:31).

**Fourth Quarter:** WF-Swank 43 field goal 11:53 (7 plays, 33 yards, 3:01); WF-Micah Andrews 9 run (Swank kick) 0:29 (8 plays, 62 yards, 3:36).

### INDIVIDUAL STATISTICS

**Rushing (Att-Yds-TD):** UC-Brown, Do. 13-72-0, Lorenzen 10-24-0, Dixon 7-19-0. WF- Adams 19-66-1, Andrews 8-64-1, Skinner 6-16-0, Moore 3-(-2)-0.

**Passing (Att-Cmp-Int-Yds-TD):** UC-Lorenzen 26-13-1-98-0, Brown, De. 3-0-0-0-0. WF- Skinner 38-29-1-268-1.

**Receiving (Rec-Yds-TD):** UC-Kanuch 3-36-0, Brouse 2-25-0, Gaulden 2-16-0, Jeffers 2-11-0, Taylor 2-8-0, Bedard 1-9-0, Brown, Do. 1-(-7)-0. WF-Moore 11-112-0, Brinkman 3-30-0, Smith 3-13-0, Adams 3-2-0, Boldin 2-47-0, Tereshinski 2-30-1, Marion 2-6-0, Selmon 1-19-0, Williams 1-7-0, Bryant 1-2-0.

Wake Forest quarterback Riley Skinner was 29-of-38 in the air for 268 yards and a touchdown to lead the Demon Deacons to a 24-10 victory over UConn in the 2007 Meineke Car Care Bowl before a crowd of 53,126 at Bank of America Stadium.

The two halves were mirror images of each other as UConn shutout Wake Forest in the first half and the Demon Deacons held the Huskies scoreless in the second.

The contest was the second bowl game in the last four years for UConn – who has been playing as a member of the BIG EAST for only four years. The Huskies defeated Toledo in the 2004 Motor City Bowl. This year, UConn sold its entire allotment of

12,500 tickets for the bowl game in Charlotte – the second BIG EAST school to ever do that.

UConn led 10-0 at the half, but Wake Forest scored two third quarter touchdowns to take a 14-10 lead after three quarters.

Wake Forest took the opening possession of the second half and marched for a touchdown on a six-play, 66-yard drive. Josh Adams scored the touchdown on a 38-yard run 2:16 into the half.

The Demon Deacons took the lead for good on a 20-yard touchdown pass from Skinner to John Tereshinski on a third-and-14 play. Wake Forest made it 17-10 on a 43-yard field goal 3:07 into the final quarter by Sam Swank. The Demon Deacons sealed the win with a TD run by Micah Andrews in the final minute.


UConn was severely limited in the second half on offense as the Huskies had just 73 total yards of offense while the Deacons had 275.

UConn's Tyler Lorenzen was 13-of-26 in the air for 98 yards. Donald Brown led UConn in rushing with 13 carries for 72 yards. Brad Kanuch was the leading Husky receiver with three receptions for 36 yards.

Wake Forest senior wide receiver Kenny Moore was named the game's MVP as he made 11 receptions for 112 yards.

UConn scored all 10 of its points in the first half. Larry Taylor scored the only touchdown of the first half when he returned a punt 68 yards for a touchdown with 2:38 left in the first quarter. Ironically, Taylor had a 68-yard punt return for a TD in UConn's only other bowl game – a win over Toledo in the 2004 Motor City Bowl – which came with 2:31 left in the first quarter down the near (UConn) sideline running to the camera's right.

The only other first half points came with 5:00 left in the second quarter as Tony Ciaravino connected on a 29-yard field goal that finished an eight-play, 80-yard drive. That drive was highlighted by a 58-yard run by Brown on the first play of the drive.



### TEAM STATISTICS

	CONN	WF
First Downs	9	23
Rushing	30-115	36-144
Passing Yards	98	268
Att-Comp-Int	29-13-1	38-29-1
Total Offense	59-213	74-412
Average	3.6	5.6
Fumbles-Lost	0-0	2-1
Penalties-Yards	2-30	1-6
Punts-Average	7-43.7	6-38.0
Punt Returns	3-75	4-26
Kickoff Returns	5-156	2-33
INT Ret.-Yards	1-(-2)	1-6
Possession	25:09	34:51
3rd Down Conv.	5 of 17	8 of 16





# 2009 INTERNATIONAL BOWL

Connecticut 38, Buffalo 20

January 3, 2009 • Rogers Centre • Toronto, Ontario • Attendance: 42,422



UConn (8-5)	7	10	7	14	—	38
Buffalo (8-6)	3	17	0	0	—	20

**First Quarter:** UB- AJ Principle 38 field goal 4:26 (4 plays, 3 yards, 1:36); UC- Donald Brown 45 run (Dave Teggart kick) 4:07 (1 play, 45 yards, 0:09).

**Second Quarter:** UC- Teggart 32 field goal 14:11 (8 plays, 26 yards, 3:13); UB- Ray Long 0 fumble recovery (Principle kick) 11:36; UB- Principle 29 field goal 8:22 (5 plays, 17 yards, 2:53) UB- James Starks 4 run (Principle kick) 7:55 (1 play, 4 yards, 0:13); UC- Tyler Lorenzen 13 run (Teggart kick) 4:01 (2 plays, 88 yards, 0:36).

**Third Quarter:** UC- Steve Brouse 4 pass from Lorenzen (Teggart kick) 5:22 (7 plays, 56 yards, 3:25).


**Fourth Quarter:** UC- Lorenzen 15 run (Teggart kick) 4:44 (9 plays, 68 yards, 4:48); UC- Dahna Deleston 100 interception return (Teggart kick) 2:15.

### INDIVIDUAL STATISTICS

**Rushing (Att-Yds-TD):** UC- D. Brown 29-261-1, Todman 7-62-0, Lorenzen 12-32-2, Sherman 1-3-0. UB-Starks 13-25-1, Thermilus 3-5-0, Wily 3- -6-0.

**Passing (Att-Cmp-Int-Yds-TD):** UC-Lorenzen 6-4-0-49-1. UB-Wily 43-29-1-213-0.

**Receiving (Rec-Yds-TD):** UC Moore 1-18-0, Butler 1-16-0, Sherman 1-11-0, Brouse 1-4-1. UB-Starks 11-21-0, Roosevelt 8-90-0, Hamlin 4-54-0, Rack 3-22-0, Jackson 2-17-0, Rice 1-9-0.



### TEAM STATISTICS

	CONN	UB
First Downs	19	10
Rushing	49-358	19-24
Passing Yards	49	213
Att-Comp-Int	6-4-0	43-29-1
Total Offense	407	237
Average	7.4	3.8
Fumbles-Lost	6-5	0-0
Penalties-Yards	3-29	5-25
Punts-Average	3-42.0	10-43.5
Punt Returns	7-46	1-8
Kickoff Returns	5-128	7-110
INT Ret.-Yards	1-100	0-0
Possession	26:54	33:06
3rd Down Conv.	4 of 9	2 of 17

Donald Brown rushed for 261 yards on 29 carries and one TD to lead the University of Connecticut to a 38-20 victory over Buffalo in the 2009 International Bowl. The game was played before a crowd of 40,184 at the Rogers Centre in Toronto. The crowd was the highest in the three-year old history of the event.

Brown was named the Most Valuable Player of the Game. UConn tailback Jordan Todman also enjoyed a fine day with seven carries for 62 yards.

The Husky defense was outstanding as it limited the Bulls to 237 yards of total offense and just 24 net yards of rushing. Buffalo had a total of 16 drives in the game and the Bulls only gained more than 30 yards on one of them. Buffalo had nine drives of ten yards or less.

Buffalo led 20-17 at halftime after a haphazard second quarter that saw the Huskies commit four turnovers that resulted in 17 points for the Bulls.

UConn scored the only points of the third quarter to take the lead for good in the game on a four-yard TD pass from quarterback Tyler Lorenzen to tight end Steve Brouse.

Dahna Deleston rounded out the scoring with a 100-yard interception return for a touchdown, making the score 38-20 with 2:15 to play.

In the second quarter, UConn kicker Dave Teggart connected on a 32-yard field goal 49 seconds into the period to give the Huskies a 10-3 lead.


The Husky defense then stopped the Bulls on three plays, but UConn then fumbled a punt return as the Bulls recovered the ball in the endzone for a touchdown to tie the game.

UConn then fumbled the ball on the second play of its next possession to give the Bulls the ball at the Husky 18. The UConn defense was valiant again and held Buffalo to six yards as A.J. Principle kicked a 29-yard FG for a 13-10 Bull lead with 8:22 to go. On the ensuing kickoff, UConn fumbled that return to give Buffalo the ball at the Husky four and the Bulls scored on first down on a rush by James Starks to make it 20-10 Bulls.

Lorenzen scored the final TD of the first half on a 13-yard run that was set up by a career-long 75 yard rush by Brown.

The Huskies outgained Buffalo 225-94 in the first half as the Huskies had just one pass attempt in the half. Brown had 207 yards of rushing in the first half.

UConn limited the Bulls to 40 yards of total offense in the first quarter and two first downs while the Huskies had 112 yards.





# BOWL GAME RECAPS

2017 UCONN FOOTBALL MEDIA GUIDE

## 2010 PAPAJOHNS.COM BOWL

Connecticut 20, South Carolina 7

January 2, 2010 • Legion Field • Birmingham, Ala. • Attendance: 45,254



UConn (8-5)	10	3	0	7	—	20
SC (7-6)		0	0	0	7	—
						7

**First Quarter:** UC-Kashif Moore 37 pass from Frazer (Teggart kick) 6:37 (9 plays, 66 yards, 4:14); UC-Teggart 33 field goal 3:35 (5 plays, 16 yards, 1:21)

**Second Quarter:** UC-Teggart 44 field goal 8:56 (10 plays, 40 yards, 4:10)

**Third Quarter:** No Scoring

**Fourth Quarter:** UC-Andre Dixon 10 run (Teggart kick) 13:12 (9 plays, 35 yards, 3:53); SC-Brian Maddox 2 run (Lanning kick) 3:24 (2 plays, 40 yards, 0:47).

### INDIVIDUAL STATISTICS

**Rushing (Att-Yds-TD):** UC- Dixon 33-126-1, Todman 9-36-0.  
SC- Garcia 15-56-0, Miles 6-24-0.

**Passing (Att-Cmp-Int-Yds-TD):** UC-Frazer 21-9-0-107-1.  
SC-Garcia 38-16-129-1-0.

**Receiving (Rec-Yds-TD):** UC-Easley 4-40-0, K. Moore 2-40-1, I. Moore 2-26-0, SC-Miles 4-23-0, Jeffrey 3-28-0, Gurley 3-14-0..

In a defensively-minded game, the University of Connecticut football team nearly shutout South Carolina in the Papajohns.com Bowl to earn the school's first win over a Southeastern Conference opponent. The game was played in front of a crowd of 45,254 at Legion Field, a Papajohns.com Bowl record attendance. UConn finished with the 20-7 victory earning their second-straight and third overall bowl victory.

The Huskies shut out South Carolina in the first three quarters of the game and have shut out their bowl opponents in nine of 16 quarters played.

With his 126 yards on the day, senior tailback and Fred Sington Most Valuable Player Andre Dixon reached the 1,000-yard mark for the season becoming the 12th running back in UConn history to reach the mark and joining teammate Jordan Todman, who accomplished the feat earlier in the season. Todman finished the day with 36 yards.

This is the first time in UConn history that two running backs have rushed for over 1,000 yards in the same season. They join Nevada and Georgia Tech as NCAA FBS teams that have at least two players that have rushed for over 1,000 yards during the 2009 season.

Junior quarterback Zach Frazer was nine of 21 in the air for 106 yards and connected with sophomore Kashif Moore two times for 40 yards and a touchdown.

Stephen Garcia led South Carolina by passing for 129 yards on a 16 for 38 effort also rushing for 56 yards on the day. Alshon Jeffery grabbed three passes for 28 yards for the Gamecocks.

The Huskies were the first to get on the board after an unbelievable one-handed 37-yard grab by Moore, who tiptoed along the sidelines and extended into the endzone to put the Huskies up with 6:31 remaining in the first quarter.

South Carolina decided to attempt a fourth and short at its own 32-yard line but senior Lindsey Witten stepped up and stopped the rush as the Huskies took over in Gamecock territory. UConn got the ball down to the 16-yard line but settled for a 33-yard field goal by sophomore Dave Teggart to improve their lead to 10-0.


Teggart boosted the lead to 13-0 in the second quarter with 8:26 remaining in the game connecting on his second field goal of the game, a 44-yard boot, setting a new Papajohns.com Bowl record. Later in the quarter, South Carolina earned their first first down of the game with 7:37 left in the half. They only managed four first downs in the entire first half for a net of 84 yards.

After SC fumbled at their own 35-yard line, Dixon used the opportunity to record his first touchdown of the day, a 10-yard run to boost the Huskies lead to 20 with 13:12 remaining in the fourth quarter. Dixon's TD capped a 3:53 minute, nine play 35-yard drive.

The Gamecocks got on the board with 3:24 remaining in the game capitalizing on a blocked punt and scoring on a two-play 40-yard drive. Alex Molina recovered an onside kick for the Huskies as UConn ran out the clock.

### TEAM STATISTICS

	CONN	SC
First Down	17	12
Rushing	48-146	26-76
Passing Yards	107	129
Att-Comp-Int	22-9-0	38-16-1
Total Offense	253	205
Average	3.6	3.2
Fumbles-Lost	1-1	1-1
Penalties-Yards	0-0	4-41
Punts-Average	6-37.2	7-42.3
Punt Returns	6-43	2-4
Kickoff Returns	2-39	5-93
INT Ret.-Yards	1-0	0-0
Possession	35:28	24:32
3rd Down Conv.	9-19	3-15





# 2011 TOSTITOS FIESTA BOWL

Oklahoma 48, Connecticut 20

January 1, 2011 • University of Phoenix Stadium • Glendale, Ariz. • Attendance: 67,232



UConn (8-5)	0	10	10	0	—	20	
Oklahoma (12-2)	14	6	14	14	—	48	

**First Quarter:** OU-James Hanna 8 pass from Landry Jones (Jimmy Stevens kick) 10:09 (9 plays, 70 yards, 2:57); OU-Demarco Murray 3 run (Stevens kick) 00:24 (9 plays, 81 yards, 3:21)

**Second Quarter:** UC-Dwayne Gratz 46 interception return (Dave Teggart kick) 12:58; OU-Stevens 41 field goal 9:57 (9 plays, 56 yards, 3:01); OU-Stevens 24 field goal 2:05 (15 plays, 67 yards, 4:23); UC-Teggart 37 field goal 00:26 (7 plays, 36 yards, 1:31)

**Third Quarter:** OU-Cameron Kenney 59 pass from Jones (Stevens kick) 10:55 (4 plays, 80 yards, 1:01); OU-Jamell Fleming 55 interception return (Stevens kick) 9:44; UC-Robbie Frey 95 kickoff return (Teggart kick) 9:30; UC-Teggart 38 field goal 5:04 (9 plays, 49 yards, 2:21)

**Fourth Quarter:** OU-Ryan Broyles 5 pass from Jones (Stevens kick) 7:49 (10 plays, 88 yards, 3:25); OU-Tony Jefferson 22 interception return (Stevens kick) 2:40

## INDIVIDUAL STATISTICS

**Rushing (Att-Yds-TD):** UC-Jordan Todman 32-121-0. OU-Demarco Murray 25-93-1.

**Passing (Att-Cmp-Int-Yds-TD):** UC-Zach Frazer 39-19-2-223-0. OU-Landry Jones 49-34-1-429-3.

**Receiving (Rec-Yds-TD):** UC-Anthony Sherman 3-63-0, Kashif Moore 4-62-0, Ryan Griffin 4-48-0. OU-Ryan Broyles 13-170-1, Cameron Kenney 7-154-1.

## TEAM STATISTICS

	CONN	OU
First Down	19	27
Rushing	41-112	30-95
Passing Yards	223	429
Att-Comp-Int	39-19-2	50-34-1
Total Offense	335	524
Average	4.2	6.6
Fumbles-Lost	1-0	3-1
Penalties-Yards	3-25	1-3
Punts-Average	7-46.9	4-40.8
Punt Returns	1- -1	5-92
Kickoff Returns	9-270	4-73
INT Ret.-Yards	1-46	2-77
Possession	31:49	28:11
3rd Down Conv.	5-17	7-15

The University of Connecticut played in its first-ever Bowl Championship Game and dropped a 48-20 decision to seventh-ranked Oklahoma in the 2011 Tostitos Fiesta Bowl before a crowd of 67,232 at the University of Phoenix Stadium.

UConn junior tailback Jordan Todman carried the ball 32 times for 121 yards and Husky senior quarterback Zach Frazer was 19 of 39 in the air for 223 yards.


Oklahoma sophomore quarterback Landry Jones was 34 of 49 in the air for 429 yards while senior DeMarco Murray rushed 25 times for 93 yards.

Oklahoma scored touchdowns on both of its first quarter possessions. After UConn began the game with a three-and-out, the Sooners marched 70 yards on nine plays for an eight-yard TD pass from Jones to junior James Hanna. The scoring play came on the only third down play the Sooners had on the drive.

UConn moved 55 yards on its next possession, but failed on a fourth-and-one play that gave the Sooners the ball at their own 19. The Sooners then moved the ball 81 yards on nine plays and scored on a three-yard rush by Murray. Oklahoma gained 63 yards on five first down plays during the drive.

The Huskies broke into the scoring column when redshirt sophomore Dwayne Gratz picked off a Jones pass and returned it 46 yards for a touchdown. The interception return for a TD was the fifth of the year for the Huskies - tying a school record from 2007.

Oklahoma came right back and moved the ball from its own 20 to the Husky 20, but UConn's defense held strong and limited OU to a 41-yard field goal to make it 17-7 with 9:57 to go.



The teams then traded field goals the rest of the first half as junior kicker Dave Teggart hit a 37-yard field goal with 26 seconds left in the first half to make it 20-10 at the break.

The Sooners exploded for two quick TDs to start the second half as they took their second possession of the half a quick four plays in 80 yards as Jones hit senior Cameron Kenny on a 59-yard touchdown pass.

Oklahoma then made it 34-10 as Frazer threw an interception picked off by junior Jamell Fleming.

UConn junior Robbie Frey kept the pesky Huskies going as he returned the ensuing kickoff 95 yards for a score to cut the lead to 34-17. Junior kicker Dave Teggart hit on a 38-yard field goal with 5:04 left in the third to make it 34-20. The field goal marked the tenth-straight for Teggart, as he ended the season making 15 of his past 16 attempts.

Junior Ryan Broyles gave the Sooners a 41-20 lead when he had a five-yard reception for an Oklahoma touchdown with 7:49 left in the game. Broyles' score was followed up at the 2:40 mark when freshman Tony Jefferson had a 22-yard interception return for another Sooner touchdown, putting the final score at 48-20.



## 2015 ST. PETERSBURG BOWL



### Marshall 16, UConn 10

December 26, 2015 • Tropicana Field • Attendance: 14,652

UConn (6-7)	7	0	3	0	-	10
Marshall (10-3)	7	6	0	3	-	16

**First Quarter:** M-Ryan Yurachek 16 pass from Chase Litton (Nick Smith kick) 8:10 (2 plays, 20 yards, 0:49); UC-Ron Johnson 1 run (Bobby Puyol kick) 1:51 (13 plays, 75 yards, 6:19)

**Second Quarter:** M-Nick Smith 21 field goal 8:04 (13 plays, 65 yards, 6:02); M-Nick Smith 29 field goal 0:00 (15 plays, 85 yards, 4:57)

**Third Quarter:** UC-Bobby Puyol 52 field goal 0:02 (6 plays, 40 yards, 2:32)

**Fourth Quarter:** M-Nick Smith 32 field goal 1:44 (13 plays, 80 yards, 6:35).

### INDIVIDUAL STATISTICS

**Rushing (Att-Yds-TD):** UC-Bryant Shirreffs 19-75-0, Arkeel Newsome 9-32-0. M-Keion Davis 10-73-0, Hyleck Foster 14-44-0, Devon Johnson 10-38-0.

**Passing (Att-Cmp-Int-Yds-TD):** UC-Bryant Shirreffs 17-10-1-86-0. M-Chase Litton 34-23-1-218-1.

**Receiving (Rec-Yds-TD):** UC-Akreel Newsome 5-33-0, Alec Bloom 2-24-0. M-Deandre Reaves 9-88-0, Ryan Yurachek 5-56-1, Deon-Tya McManus 3-18-0.

Marshall quarterback Chase Litton went 23 for 34 for 218 yards and one touchdown as the Thundering Herd defeated the UConn football team by a 16-10 score in the 2015 St. Petersburg Bowl at Tropicana Field.

The Huskies, who were back in bowl play for the first time since the 2010 season, finish the year at 6-7 while Marshall was 10-3.

The Huskies played stingy defense as Marshall was limited to three field goals following a first quarter TD. Nick Smith had three FGs for Marshall, including a 32-yarder with 1:44 to play that was part of a 13-play, 80-yard march that lasted 6:35.

UConn redshirt quarterback Bryant Shirreffs completed 10 of 17 passes for 86 yards and gained 75 yards on 19 carries for UConn.

The Huskies stopped Marshall on fourth-and-two at the UConn 17 on the initial drive of the second half after the Thundering Herd opted to skip a field goal try. The Thundering Herd also failed to increase a 13-7 lead on their next possession when Smith missed a 43-yard field goal attempt with less than three minutes left in the third.

The Huskies got within 13-10 on a 52-yard field goal by redshirt junior Bobby Puyol with two seconds left in the third. The 52-yarder was tied as the sixth-longest in school history and tied as the third-longest in UConn's FBS history. It was also a career-long for Puyol and the longest in UConn bowl and St. Petersburg Bowl history. Puyol was named UConn's Game MVP by the bowl.

Marshall took a 7-0 lead seven minutes into the game when Litton threw a 16-yard TD pass to Ryan Yurachek. Deandre Reaves' 26-yard punt return set up Marshall at the UConn 20. Reaves also had nine receptions for 88 yards.

UConn tied it at 7-7- late in the first on an eight-yard run by sophomore tailback Ron Johnson that completed a 13-play, 75-yard drive.

Marshall responded with a 13-play, 65-yard drive that concluded with Smith's 21-yard field goal that gave the Thundering Herd a 10-7 advantage eight minutes before halftime. Smith made it 13-7 with a 29-yard field goal on the final play of the first half that finished off a 15-play, 85-yard drive.

UConn sophomore cornerback Jamar Summers got his eighth interception of the season, including six in the last five games, early in the fourth quarter. Summers' eight interceptions is tied for second in UConn single-season history and first in the Husky FBS era.

Husky sophomore tailback Arkeel Newsome had five receptions for 33 yards for the Huskies. Senior safety Andrew Adams led the UConn defense with 14 tackles.

### TEAM STATISTICS

	CONN	MU
First Downs	15	24
Rushing	33-127	41-173
Passing Yards	86	218
Att-Comp-Int	17-10-1	36-21-1
Total Offense	213	389
Average	4.3	5.1
Fumbles-Lost	0-0	0-0
Penalties-Yards	3-25	4-45
Punts-Average	5-43.0	2-46.5
Punt Returns	0-0	1-26
Kickoff Returns	0-0	1-23
INT Ret.-Yards	1-0	1-8
Possession	25:18	34:42
3rd Down Conv.	3-10	11-17





In its football history, the University of Connecticut has produced a total of 11 first-team All-Americans named by a number of organizations and publications. The most recent came in 2010 as running back Jordan Todman was a First Team All-American by the *Sporting News* and second team by the Associated Press and the Walter Camp Football Foundation. In 2008, running back Donald Brown became UConn's first All-American since joining the FBS. He too was a First Team All-American by the *Sporting News* and second team by the Associated Press and the Walter Camp Football Foundation.

Below is a complete listing of Connecticut's first-team, second-team, third-team and honorable mention All-Americans.

### UCONN FOOTBALL ALL-AMERICANS

Name	Pos.	Team	Year
Buddy Amendola	RB	Third Team	1955
Pat Anglim	OG	Honorable Mention	1986
		Third Team	1987
Glenn Antrum	WR	First Team	1988
Troy Ashley	LB	First Team	1989
Carl Bond	WR	Second Team	1997
Donald Brown	RB	First Team	2008
Domingos Carlos	K	Second Team	1981
		Honorable Mention	1982
Jim Carriere	P	Honorable Mention	1988
Mark Carter	K	Honorable Mention	1986
Vin Clements	RB	First Team	1970
TaVarr Cross	OT	First Team	1997
		Second Team	1996
John Contoulis	OT	First Team	1962
Nate Cotton	NG	Honorable Mention	1987
Scott Daniels	DB	Third Team	1987
Matt DeGennaro	QB	Honorable Mention	1988
Mark Didio	WR	Third Team	1990
		First Team	1991
John Dorsey	LB	First Team	1983
Reggie Eccleston	WR	First Team	1980
Rich Foye	C	First Team	1973
David Franks	OG	Honorable Mention	1988
Jeff Gallaher	RB	Honorable Mention	1987
Mike Gasparino	OG	Honorable Mention	1983
Neil Gauvin	P	Honorable Mention	1982
		Honorable Mention	1983
Dave Gracon	DT	Honorable Mention	1983
Vernon Hargreaves	LB	Honorable Mention	1982
		Third Team	1983
Keith Hugger	WR	Honorable Mention	1981
		Honorable Mention	1982
Mike Jansen	LB	Honorable Mention	1987
Steve Michalewicz	NG	Honorable Mention	1982
Ken Miller	TE	Honorable Mention	1980
		Honorable Mention	1981
Ken Sweitzer	QB	Honorable Mention	1980
		Honorable Mention	1981
Scott Sweitzer	WR	Honorable Mention	1987
Jordan Todman	TB	First Team	2010
Mike Walsh	TE	Honorable Mention	1983
Darrell Wilson	DB	Honorable Mention	1980




JOHN CONTOULIS –



VINNY CLEMENTS –



RICH FOYE – 1973



REGGIE ECCLESTON –




JOHN DORSEY – 1983




GLENN ANTRUM – 1988



TROY ASHLEY – 1989



MARK DIDIO – 1991



TAVARR CROSS – 1997



DONALD BROWN – 2008



JORDAN TODMAN –





# POSTSEASON AWARDS

2017 UCONN FOOTBALL MEDIA GUIDE

## IN THE FBS WEEKLY POLLS...

### ASSOCIATED PRESS

- Oct. 28, 2007 No. 16
- Nov. 4, 2007 No. 16
- Nov. 11, 2007 No. 25
- Nov. 18, 2007 No. 20
- Sept. 28, 2008 No. 24
- Dec. 5, 2010 No. 25

### COACHES POLL

- Oct. 28, 2007 No. 20
- Nov. 4, 2007 No. 16
- Nov. 18, 2007 No. 21
- Sept. 28, 2008 No. 23

### BCS RANKINGS

- Oct. 21, 2007 No. 23
- Oct. 28, 2007 No. 13
- Nov. 4, 2007 No. 13
- Nov. 11, 2007 No. 24
- Nov. 18, 2007 No. 20
- Dec. 2, 2007 No. 25
- Oct. 26, 2008 No. 25

## CoSIDA ACADEMIC ALL-AMERICANS

### 2003

WR – Shaun Feldeisen (2nd team)

### 1978

OL – Bill Leahy (2nd team)

### 1977

C – Bill Leahy (2nd team)

### 1976

C – Bill Leahy (2nd team)  
RB – Darryl Schwartz (2nd team)

## WALTER CAMP FOOTBALL FOUNDATION CONNECTICUT PLAYER OF THE YEAR

Given annually to the top college football player in the nation who is a native of Connecticut.

- Dan Orlovsky ..... 2004
- Dan Orlovsky ..... 2003
- Carl Bond ..... 1998
- Glenn Antrum ..... 1988
- Noel Thomas ..... 2016

# UConn Football Team Awards (Since 2002)

## MOST VALUABLE PLAYER

- 2002 Team Seniors
- 2003 Dan Orlovsky
- 2004 Alfred Fincher, Dan Orlovsky
- 2005 Deon McPhee
- 2006 Deon Anderson
- 2007 Dan Davis
- Tyler Lorenzen
- 2008 Donald Brown
- 2009 Andre Dixon
- 2010 Jordan Todman
- 2011 Kendall Reyes
- 2012 Bliidi Wreh-Wilson
- 2013 Shamar Stephen

## OFFENSIVE PLAYER OF THE YEAR

- 2002 Terry Caulley, Dan Orlovsky
- 2003 Shaun Feldeisen, O'Neil Wilson
- 2004 Cornell Brockington
- 2005 Terry Caulley
- 2006 Donald Brown
- 2007 Donald Brown, Andre Dixon
- 2008 Donald Brown
- 2009 Jordan Todman
- 2010 Zach Frazer
- 2011 Lyle McCombs
- 2012 Ryan Griffin
- 2013 Jeremy Davis
- 2014 Deshon Foxx
- 2015 Arkeel Newsome, Noel Thomas
- 2016 Noel Thomas

## DEFENSIVE PLAYER OF THE YEAR

- 2002 Roy Hopkins
- 2003 Uyi Osunde
- 2004 Tyler King
- 2005 James Hargrave
- 2006 Rhema Fuller
- 2007 Danny Lansanah
- 2008 Cody Brown
- 2009 Lawrence Wilson
- 2010 Lawrence Wilson
- 2011 Kendall Reyes
- 2012 Trevardo Williams
- 2013 Yawin Smallwood
- 2014 Andrew Adams
- 2015 Andrew Adams
- 2016 Obi Melifonwu

## SPECIAL TEAMS

### PLAYER OF THE YEAR

- 2002 Marc Hickok
- 2003 Adam Coles
- 2004 Matt Nuzie
- 2005 Marvin Taylor
- 2006 Chris Pavasaris
- 2007 Tyvon Branch
- 2008 Robbie Frey
- 2009 Anthony Sherman
- 2010 Derek Chard, Dave Teggart
- 2011 Dave Teggart
- 2012 Nick Williams
- 2013 Cole Wagner
- 2014 Junior Lee
- 2015 Bobby Puyol
- 2016 Bobby Puyol

## LOOK TEAM

### PLAYER OF THE YEAR

- 2014 Sean Marinar
- 2015 Billy Williams
- 2016 Keyion Dixon

### JOSEPH M. GIANNELLI

UNsung HERO AWARD  
Named in honor of former UConn assistant football coach, head golf coach and athletic department administrator Joe Giannelli



- 2005 Shane Fogarty
- 2006 Ray Blagman, Brandon Young
- 2007 Donald Thomas
- 2008 William Beatty, Dahna Deleston
- 2009 Mike Hicks
- 2010 Mathieu Olivier
- 2011 Johnny McEntee
- 2012 John Delahunt
- 2013 Kevin Friend/Taylor Mack
- 2014 Andreas Knappe
- 2015 Bryant Shirreffs
- 2016 Matt Peart

### THE JOHN L. TONER SCHOLAR

#### ATHLETE AWARD

Named in honor of the former NCAA President, UConn athletic director and head football coach John L. Toner.



- 2002 Joe Villapiano
- 2003 Shaun Feldeisen
- 2004 Keron Henry
- 2005 Aaron Smith
- 2006 Rhema Fuller, Chris Pavasaris
- 2007 Zak Penwell
- 2008 Keith Gray
- 2009 Brad Kanuch
- 2010 Jonh Yurek
- 2011 Harris Agbor
- 2012 Jory Johnson
- 2013 Chad Christen
- 2014 Obi Melifonwu
- 2015 Justin Wain
- 2016 Sean Marinar

### THE FOOTBALL ALUMNI BLEED BLUE


#### AWARD

- 2002 Jeff Larson
- 2003 Terrance Smith
- 2004 Keron Henry
- 2005 Shawn Mayne
- 2006 Ernest Cole
- 2007 D.J. Hernandez
- 2008 Steve Brouse, Tyler Lorenzen
- 2009 Marcus Easley
- 2010 Scott Lutrus
- 2011 Jory Johnson
- 2012 Adam Masters
- 2013 Martin Hyppolite
- 2014 Dominick Manco
- 2015 Graham Stewart
- 2016 Matt Walsh

### THE KENDALL MADISON

#### AWARD

Given to the most outstanding power player. The award is named for the former Husky who passed away in the mid-1990s.



- 2002 Jamal Lundy
- 2003 Laurence Oliver
- 2004 Brian Sparks
- 2005 Grant Preston
- 2006 Terry Caulley
- 2007 Donnell Ford
- 2008 Darius Bulter
- 2009 Desi Cullen
- 2010 Zach Hurd
- 2011 Trevardo Williams
- 2012 Sio Moore
- 2013 Tim Willman
- 2014 Julian Campenni
- 2015 Folorunso Fatukasi
- 2016 Mikal Myers

### THE BRIAN KOZLOWSKI

#### AWARD

Starting in 2014, award is given to the outstanding big skill player. The award is named for the former Husky who enjoyed a long and productive NFL career



- 2002 Wes Timko
- 2003 Sean Mulcahy
- 2004 Ryan Krug
- 2005 Taurien Sowell
- 2006 Matt Applebaum, Matt Nuzie
- 2007 Larry Taylor
- 2008 Julius Williams
- 2009 Robert McClain
- 2010 Anthony Sherman
- 2011 Twyon Martin
- 2012 Dwayne Gratz
- 2013 Jesse Joseph
- 2014 Graham Stewart
- 2015 Luke Carrezola
- 2016 Luke Carrezola

### THE JASPER T.

#### HOWARD OUTSTANDING

#### SKILL PLAYER AWARD

Named in honor of former Husky Jasper Howard, who passed away in October of 2009. Starting in 2014, it was given to a skill player



- 2009 Andre Dixon
- 2010 Kelmtrus Wylie
- 2011 Kashif Moore
- 2012 Ryan Wirth
- 2013 Steve Greene
- 2014 Jeremy Davis
- 2015 Jamar Summers
- 2016 Noel Thomas

# POSTSEASON/ALL-CONFERENCE HONORS



2017 UCONN FOOTBALL MEDIA GUIDE

UNIVERSITY OF CONNECTICUT YANKEE CONFERENCE, ATLANTIC 10 CONFERENCE  
AND BIG EAST CONFERENCE MAJOR AWARD WINNERS

**Jordan Todman**  
2010 Offensive Player of the Year

**Randy Edsall**  
2010 Coach of the Year

**Donald Brown**  
2008 Offensive Player of the Year

**Recolon Jump**  
1997 Rookie of the Year

**Tory Taylor**  
1995 Rookie of the Year

**Troy Ashley**  
1989 Defensive Player of the Year

**Matt DeGennaro**  
1988 Offensive Player of the Year

**Matt DeGennaro**  
1987 Rookie of the Year

**Tom Jackson**  
1986 Coach of the Year

**Mark Michaels**  
1985 Defensive Player of the Year

**John Dorsey**  
1983 Defensive Player of the Year

**John Dorsey**  
1982 Defensive Player of the Year

**Ken Sweitzer**  
1981 Offensive Player of the Year

## ALL-CONFERENCE HONORS

### AMERICAN ATHLETIC CONFERENCE (2012-present)

Obi Melifonwu	S	2016
Noel Thomas	WR	2016
Andrew Adams	S	2015
Julian Campenni	DL	2015
Jamar Summers	CB	2015
Yawin Smallwood	LB	2013
Shamar Stephen	DT	2013
Dwayne Gratz	CB	2012
Ryan Griffin	TE	2012
Adam Masters	OG	2012
Sio Moore	LB	2012
Yawin Smallwood	LB	2012
Nick Williams	KR	2012
Trevardo Williams	DL	2012
Bliidi Wreh-Wilson	CB	2012

### BIG EAST CONFERENCE (2004-11)

Dwyane Gratz	CB	2011
Ryan Griffin	TE	2011
Lyle McCombs	TB	2011
Moe Petrus	C	2011
Mike Ryan	OT	2011
Dave Teggart	K	2011
Cole Wagner	P	2011
Trevardo Williams	DL	2011
Zach Hurd	OG	2010
Moe Petrus	C	2010
Kendall Reyes	DT	2010
Mike Ryan	OT	2010
Dave Teggart	K	2010
Jordan Todman	TB	2010
Nick Williams	KR	2010
Lawrence Wilson	LB	2010
Andre Dixon	TB	2009
Jasper Howard	CB	2009
<i>Honorary Captain</i>		
Jordan Todman	TB	2009
Zach Hurd	OG	2009
Greg Lloyd	LB	2009
Robert McClain	CB	2009
Lindsey Witten	DE	2009
Lawrence Wilson	LB	2009
Will Beatty	OT	2008
Cody Brown	DT	2008

Donald Brown	RB	2008
Darius Butler	CB	2008
Scott Lutrus	LB	2008
Robert Vaughn	CB	2008
Tyvon Branch	KR	2007
Andre Dixon	RB	2007
Danny Lansanah	LB	2007
Donald Thomas	OL	2007
Donald Brown	RB	2006
Rhema Fuller	DT	2006
Rhema Fuller	DT	2005
James Hargrave	LB	2005
Deon McPhee	DT	2005
Dan Murray	TE	2005
Alfred Fincher	LB	2004
Ryan Krug	OT	2004
Maurice Lloyd	LB	2004
Justin Perkins	CB	2004
Cornell Brockington	RB	2004
Matt Nuzie	K	2004

### INDEPENDENT (2000-03)

Shaun Feldeisen	WR	2003
Alfred Fincher	LB	2003
Tyler King	DE	2003
Ryan Krug	OT	2003
Maurice Lloyd	LB	2003
Brian Markowski	OG	2003



The late Jasper Howard was named



Running back Andre Dixon was a two-time All-BIG EAST pick in 2007 and 2009.

Brad Keatley ..... LB ..... 1997

Dan Orlovsky	QB	2003
Uyi Osunde	DE	2003
Justin Perkins	CB	2003
O'Neil Wilson	WR	2003
Terry Caulley	TB	2002
Tommy Collins	TE	2002
Ryan Krug	OT	2002
Jamar Wilkins	DE	2002
John Fitzsimmons	WR	2000
Razul Wallace	LB	2000

### ATLANTIC 10 CONFERENCE (1997-1999)

Chad Cook	DE	1999
Mike Morelli	P	1999
Jordan Younger	PR	1999
Carl Bond	WR	1998
Dennis Callaghan	OG	1998
Jeff DeLucia	SS	1998
Khalid Riley	NG	1998
Jordan Younger	CB	1998
Carl Bond	WR	1997
TaVarr Closs	OT	1997
Recolon Jump	TB	1997



# ALL-CONFERENCE HONORS

2017 UCONN FOOTBALL MEDIA GUIDE

## YANKEE CONFERENCE (1949-1996)

TaVarr Closs	OT	1996
Baran Johnson	C	1996
Anthony McKinney	TE	1996
Dak Newton	WR	1996
TaVarr Closs	OT	1995
David DeArmas	K	1995
David DeArmas	P	1995
Brian Gleason	DT	1995
Anthony McKinney	TE	1995
Monte Nowden	FS	1995
Tory Taylor	TB	1995
Pat Walsh	OT	1995
David DeArmas	K	1994
David DeArmas	P	1994
Sherrard Joseph	T	1994
Paul Zenkert	LB	1994
Tom Bachonski	TE	1993
Bruce Bourgojn	LB	1993
Paul Duckworth	LB	1993
Wilbur Gilliard	RB	1993
Sherrard Joseph	T	1993
Scott Mitchell	DB	1993
Monte Nowden	WR	1993
Rob Belcoure	DE	1992
Mark Chapman	DB	1992
Alex Davis	WR	1992
Brian Kozlowski	TE	1992
Alex Davis	WR	1991
Mark Didio	WR	1991
Nick Mancuso	T	1991
Alex Davis	WR	1990
Matt DeGennaro	QB	1990
Mark Didio	WR	1990
Brian Kozlowski	TE	1990
Nick Mancuso	T	1990
Rusty Neal	DB	1990
Mike Rembish	DT	1990
Troy Ashley	LB	1989
Matt DeGennaro	QB	1989
Lyndon Johnson	G	1989
Stuart Milberg	T	1989
Rusty Neal	DB	1989
Sean Fay	P	1989


Kevin Wesley	RB	1989
Glenn Antrum	WR	1988
Troy Ashley	LB	1988
George Boothe	RB	1988
Jim Carriere	P	1988
Matt DeGennaro	QB	1988
David Franks	G	1988
Pat Anglim	G	1987
Jim Carriere	P	1987
Mike Coleman	T	1987
Nate Cotton	NG	1987
Scott Daniels	DB	1987
David Dunn	WR	1987
Jeff Gallaher	RB	1987
Mike Jansen	LB	1987
Scott Sweitzer	TE	1987
Pat Anglim	T	1986
Mark Carter	P	1986
Nate Cotton	NG	1986
Scott Daniels	DB	1986
Mike Jansen	LB	1986
Pat Anglim	T	1985
Jim Carriere	P	1985
Nate Cotton	NG	1985
Mark Michaels	DE	1985
Mike Walsh	TE	1985
Matt Latham	DB	1984
Mario Marrero	NG	1984
Mike McNamara	DL	1984
Mark Michaels	DL	1984
Domingo Carlos	K	1983
John Dorsey	LB	1983
Mike Gasparino	G	1983
Neil Gauvin	P	1983
Dave Gracon	DT	1983
Vernon Hargreaves	LB	1983
Mike Harkins	RB	1983
Matt Latham	DB	1983
Pat Moug	DL	1983
Billy Parks	RB	1983
Mike Walsh	TE	1983
Barry Wood	OT	1983
Domingos Carlos	K	1982
John Dorsey	LB	1982
Neil Gauvin	P	1982
Vernon Hargreaves	LB	1982
Keith Hugger	WR	1982
Steve Michalewicz	NG	1982
Mike Muha	OT	1982
Domingos Carlos	K	1981
Keith Hugger	WR	1981
Fred Markland	S	1981
Ken Miller	TE	1981
Ken Sweitzer	P	1981
Ken Sweitzer	QB	1981
Reggie Eccleston	SE	1980
Mark Flood	G	1980
Joe Markus	WR	1980
Ken Miller	TE	1980
Dewey Raymond	NG	1980
Bob Segar	K	1980
Ken Sweitzer	QB	1980
Jeff Thomas	LB	1980
Rusty Umberger	P	1980
Jody Webb	CB	1980
Darrell Wilson	DB	1980



Running backs Mike Zito and Vinny Clements were both All-Yankee Conference selection for head coach John Toner.

Steve Beal	DT	1979
Reggie Eccleston	WR	1979
Mark Flood	G	1979
Tony Jordan	RB	1979
Peter Lamagna	CB	1979
Ken Miller	TE	1979
Ken Sweitzer	WR	1979
Ted Walton	DB	1979
Steve Beal	DT	1978
Dennis O'Connell	LB	1978
Ted Walton	DB	1978
Herb DeGraffe	DB	1977
Steve Rose	DB	1977
Tony Catapano	G	1976
Rob Farbotko	TE	1976
Ted Walton	DB	1976
Paul Mariano	DT	1975
Rich Fenton	DB	1974
Bob Bundy	G	1973
Rich Foye	C	1973
Allan MacLellan	TE	1973
Manny Sasser	DT	1973
Bruce Thompson	DB	1973
Eric Torkelson	RB	1973
Rich Foye	C	1972
Brian Herosian	DB	1972
Mark McEwen	T	1972
Alan Shaw	LB	1972
Bruce Thompson	DB	1972
Dom Carlucci	DB	1971
Brian Herosian	DB	1971
Jim Pisciotano	DT	1971
Alan Shaw	LB	1971
Bill Tuzil	T	1971
Dom Carlucci	DB	1970
Vinny Clements	RB	1970
Brian Herosian	LB	1970
Brian Herosian	WR	1970
Vic Radzevich	C	1970
Rick Robustelli	QB	1970
Bill Spencer	G	1970
Bill Tuzil	T	1970
Dom Carlucci	DB	1969
Vinny Clements	RB	1969
Phil Doran	NG	1969
Bill Spencer	G	1969

Vinny Clements	RB	1968
Ben DeGenova	C	1968
Jimmy DeWitt	RB	1968
Phil Doran	NG	1968
George Koller	DT	1968
Pete Petrillo	QB	1968
Stan Rajczewski	T	1968
Bill Spencer	G	1968
Ralph Tiner	DE	1968
Nick Turco	DE	1968
Mike Zito	RB	1968
Steve Dixon	T	1967
Roy Lawrence	G	1967
Henry Palasek	DB	1967
Steve Smith	NG	1967
Roy Lawrence	G	1966
Nick Turco	DE	1966
Dick Kupec	C	1963
John Contoulis	T	1962
Tony Pignatello	E	1961
Fred Stackpole	G	1961
Bob Treat	T	1961
David Bishop	C	1960
Jim Browning	RB	1960
Tom Conroy	E	1960
Roger Gagne	T	1960
John Sadak	G	1960
Fred Stackpole	G	1960
David Bishop	C	1959
Jim Browning	RB	1959
Tom Conroy	E	1959
Gerry D'Avolio	RB	1959
Bill Minnerly	RB	1959
Barry O'Connell	WR	1959
Robert Slattery	G	1959
John Zinser	G	1959
Norm Chaban	RB	1958
Tom Conroy	SE	1958
Phil DeSantis	RB	1958
Harry Drivas	QB	1958
Joe Llodra	T	1958
Barry O'Connell	E	1958
Paul Scagnelli	C	1958
Bill Wallner	G	1958
Larry Day	RB	1957
Ray Manninen	SE	1957



Ken Sweitzer earned All-Yankee Conference honors at three different



The tradition of UConn players in the National Football League continues to grow each year. In 2016, UConn had a school-high 18 players appear on NFL rosters while there have been double digits in every year since 2010.

UConn's NFL Draft history continues to be richer and richer as a school-high five Huskies were selected in the 2013 Draft. UConn had more picks in the first six rounds of the draft (five) than any other schools in the Big East in 2013.

### UConn IN THE NFL DRAFT

Year	Round	Pick	Player	Team	Year	Round	Pick	Player	Team
2017	2	56	Obi Melifonwu	Oakland Raiders	2009	2	63	Cody Brown	Arizona
2015	1	27	Byron Jones	Dallas Cowboys	2008	4	100	Tyvon Branch	Oakland Raiders
2015	6	186	Jeremy Davis	New York Giants	2008	6	195	Donald Thomas	Miami
2014	7	220	Shamar Stephen	Minnesota Vikings	2007	6	195	Deon Anderson	Dallas
2014	7	253	Yawin Smallwood	Atlanta Falcons	2005	3	82	Alfred Fincher	New Orleans
2013	3	64	Dwayne Gratz	Jacksonville Jaguars	2005	5	145	Dan Orlovsky	Detroit
2013	3	66	Sio Moore	Oakland Raiders	1994	6	190	Paul Duckworth	Green Bay
2013	3	70	Bledi Wreh-Wilson	Tennessee Titans	1992	12	312	Cornelius Benton	Pittsburgh
2013	4	124	Trevarde Williams	Houston Texans	1989	9	238	David Franks	Seattle
2013	6	201	Ryan Griffin	Houston Texans	1984	4	99	John Dorsey	Green Bay
2012	2	49	Kendall Reyes	San Diego Chargers	1980	8	221	Ted Walton	Pittsburgh
2011	5	136	Anthony Sherman	Arizona Cardinals	1974	11	272	Eric Torkelson	Green Bay
2011	6	166	Lawrence Wilson	Carolina Panthers	1971	4	102	Vin Clements	Minnesota
2011	6	183	Jordan Todman	San Diego Chargers	1963	4	27	John Contoulis	New York (AFL)
2011	7	237	Greg Lloyd	Philadelphia Eagles	1962	11	153	Dave Bishop	New York
2010	4	107	Marcus Easley	Buffalo Bills	1962	16	213	John Contoulis	Minnesota
2010	7	249	Robert McClain	Carolina Panthers	1958	18	210	Lenny King	Washington
2009	1	27	Donald Brown	Indianapolis	1947	28	259	Milt Dropo	Washington
2009	2	41	Darius Butler	New England	1946	6	49	Walt Trojanowski	Washington
2009	2	60	William Beatty	N.Y. Giants	1946	9	74	Walt Dropo	Chicago

### UConn'S SUPER BOWL HISTORY

Former UConn cornerback Robert McClain played in Super Bowl 50 for the Carolina Panthers in February 2016. He started all three of Carolina's postseason games at cornerback and had 18 tackles in those games.

McClain led the Panthers with five solo tackles on and had six total tackles in the NFC Championship game vs. Arizona. He had four tackles in the Super Bowl vs. Denver.

The 2015 season was McClain's sixth in the NFL. He played for Carolina in 2010 before returning to the team in December 2015. McClain played in 46 games for UConn from 2006-09 and had 129 career tackles and ten interceptions. He was a second team All-Big East pick as a senior.



Robert McClain played in Super Bowl 50 for the Carolina Panthers.



Donald Brown became the third

#### UConn'S OTHER SUPER BOWL HISTORY INCLUDES:

- Bledi Wreh-Wilson and Nick Williams were on the Atlanta Falcons for Super Bowl LI against the Patriots.

Former Husky All-American running back Donald Brown became the third UConn alumnus to play in the Super Bowl XLIV in February of 2010 when the rookie helped the Indianapolis Colts win the AFC championship.

- In addition, former Husky quarterback Tyler Lorenzen was on the practice squad for the Super Bowl champion New Orleans Saints that year.

- Brian Kozlowski became the second Husky to play in a Super Bowl with the Atlanta Falcons in January of 1999 for Super Bowl XXXIII. Kozlowski was the starting fullback for the AFC Champions.

- Nick Giaquinto, who played at UConn from 1975-76, participated in two Super Bowls with the Washington Redskins. He played in Super Bowl XVII in 1982 which the Redskins won and Super Bowl XVIII.

- In Super Bowl XLVI in February of 2012, Donald Thomas was on the New England Patriots active roster but did not dress for the game and Williams Beatty was on the New York Giants roster but was not active because of an injury.



# UCONN AND THE NFL

2017 UCONN FOOTBALL MEDIA GUIDE

## PLAYERS ON NFL REGULAR SEASON ACTIVE ROSTERS

Name	Pos.	Team (League)	Year(s)	Name	Pos.	Team (League)	Year(s)
Andrew Adama	DB	N.Y. Giants	2016	<b>Robert McClain</b>	<b>DB</b>	<b>Carolina (NFL)</b>	<b>2010</b>
Deon Anderson	FB	Dallas (NFL)	2007-2010			<b>Jacksonville (NFL)</b>	<b>2011</b>
		Miami (NFL)	2010			<b>Atlanta (NFL)</b>	<b>2012-14</b>
Glenn Antrum	WR	New England (NFL)	1989			<b>Carolina (NFL)</b>	<b>2015</b>
<b>William Beatty</b>	<b>OT</b>	<b>N.Y. Giants (NFL)</b>	<b>2009-16</b>	Jim Merritts	DE-NT	<b>San Diego (NFL)</b>	<b>2016</b>
<b>Tyvon Branch</b>	<b>DB</b>	<b>Oakland (NFL)</b>	<b>2008-14</b>	<b>Sio Moore</b>	<b>LB</b>	Indianapolis (NFL)	1987
		<b>Kansas City (NFL)</b>	<b>2015</b>			<b>Oakland (NFL)</b>	<b>2013-14</b>
		<b>Arizona (NFL)</b>	<b>2016</b>			<b>Indianapolis Colts (NFL)</b>	<b>2015</b>
<b>Donald Brown</b>	<b>RB</b>	<b>Indianapolis (NFL)</b>	<b>2009-13</b>	Eric Naposki	LB	<b>Arizona (NFL)</b>	<b>2016</b>
		<b>San Diego (NFL)</b>	<b>2014-15</b>			New England (NFL)	1988
<b>Darius Butler</b>	<b>DB</b>	<b>New England (NFL)</b>	<b>2009-10</b>			Indianapolis (NFL)	1989
		<b>Carolina (NFL)</b>	<b>2011</b>	Red O'Neil	C	Hartford (NFL)	1926
		<b>Indianapolis (NFL)</b>	<b>2012-16</b>	<b>Dan Orlovsky</b>	<b>QB</b>	<b>Detroit (NFL)</b>	<b>2005-08, 2014</b>
Vin Clements	RB	N.Y. Giants (NFL)	1971-73			<b>Houston (NFL)</b>	<b>2009-10</b>
John Contoulis	DT	N.Y. Giants (NFL)	1964			<b>Indianapolis (NFL)</b>	<b>2012-14</b>
Bill Cooke	DL-OL	Green Bay (NFL)	1975			<b>Tampa Bay (NFL)</b>	<b>2012-13</b>
		San Francisco (NFL)	1976-77			<b>Detroit (NFL)</b>	<b>2014-16</b>
		Seattle (NFL)	1978, 1979-80	Vic Radzevich	BB-G-FB	Hartford (NFL)	1926
		Detroit (NFL)	1978	<b>Kendall Reyes</b>	<b>DE</b>	<b>San Diego (NFL)</b>	<b>2012-15</b>
<b>Jeremy Davis</b>	<b>WR</b>	<b>N.Y. Giants (NFL)</b>	<b>2015</b>			<b>Kansas City (NFL)</b>	<b>2016</b>
		<b>San Diego (NFL)</b>	<b>2016</b>	Pete Rostosky	OL	Pittsburgh (NFL)	1983-87
Mark Didio	WR	Pittsburgh (NFL)	1992	Shane Stafford	QB	Cleveland (NFL)	1998
John Dorsey	LB	Green Bay (NFL)	1984-89	<b>Anthony Sherman</b>	<b>FB</b>	<b>Arizona (NFL)</b>	<b>2011-12</b>
<b>Marcus Easley</b>	<b>WR</b>	<b>Buffalo (NFL)</b>	<b>2012-16</b>			<b>Kansas City (NFL)</b>	<b>2013-16</b>
Alfred Fincher	LB	New Orleans (NFL)	2005-07	<b>Shamar Stephen</b>	<b>DT</b>	<b>Minnesota (NFL)</b>	<b>2014-16</b>
		Washington (NFL)	2008	Donald Thomas	OG	Miami (NFL)	2008-10
Nick Giaquinto	RB	Miami (NFL)	1980-81			Detroit (NFL)	2010
		Washington (NFL)	1981-83			New England (NFL)	2011-12
<b>Dwayne Gratz</b>	<b>CB</b>	<b>Jacksonville (NFL)</b>	<b>2013-15</b>			Indianapolis (NFL)	2013-14
		<b>Los Angeles (NFL)</b>	<b>2016</b>	<b>Jordan Todman</b>	<b>TB</b>	<b>San Diego (NFL)</b>	<b>2011</b>
<b>Ryan Griffin</b>	<b>TE</b>	<b>Houston (NFL)</b>	<b>2013-16</b>			<b>Jacksonville (NFL)</b>	<b>2012-14</b>
Ching Hammill	BB	Providence (NFL)	1925			<b>Pittsburgh (NFL)</b>	<b>2015</b>
Brian Herosian	S	Baltimore Colts (NFL)	1973			<b>Indianapolis (NFL)</b>	<b>2016</b>
Keith Hugger	WR	N.Y. Giants (NFL)	1983	Eric Torkelson	RB	Green Bay (NFL)	1974-81
<b>Byron Jones</b>	<b>CB</b>	<b>Dallas (NFL)</b>	<b>2015-2016</b>	Julius Williams	LB	Jacksonville (NFL)	2009
Brian Kozlowski	TE	N.Y. Giants (NFL)	1994-97	Lawrence Wilson	LB	Carolina (NFL)	2011
		Atlanta (NFL)	1998-03	<b>Nick Williams</b>	<b>WR/KR</b>	<b>Washington (NFL)</b>	<b>2013</b>
		Washington (NFL)	2004-07			<b>Tennessee (NFL)</b>	<b>2013-15</b>
Danny Lansanah	LB	Green Bay (NFL)	2008			<b>Atlanta (NFL)</b>	<b>2016</b>
		Tampa Bay (NFL)	2013-15	Trevardo Williams	LB	Washington (NFL)	2014
Bob Leahy	QB	Pittsburgh (NFL)	1971	Pop Williams	WB-FB-TB-HB	Providence (NFL)	1928-31
Booth Lusteg	K	Buffalo (AFL)	1966			Brooklyn (NFL)	1932
		Miami (AFL)	1967	Darrell Wilson	DB	New England (NFL)	1981
		Pittsburgh (NFL)	1968	<b>Blidi Wreh-Wilson</b>	<b>CB</b>	<b>Tennessee (NFL)</b>	<b>2013-15</b>
		Green Bay (NFL)	1969			<b>Atlanta (NFL)</b>	<b>2016</b>
Scott Lutrus	LB	Indianapolis (NFL)	2011				

Bold indicates current player



# UConn PLAYERS AND THEIR NFL TEAMS

(Listed with their final year at UConn)

### ARIZONA (ST. LOUIS) CARDINALS

Ray Blagman	2006
Cody Brown	2008
Tyvon Branch	2007
Tyler King	2004
Mark Michaels	1985
Sio Moore	2012
Anthony Sherman	2010
Jordan Younger	1999
Trevardo Williams	2012

### ATLANTA FALCONS

Brian Kozlowski	1992
Robert McClain	2009
Yavin Smallwood	2013
Nick Williams	2012
Bliidi Wreh-Wilson	2012

### BALTIMORE RAVENS

Ryan Wirth	2012
------------	------

### BUFFALO BILLS

Marcus Easley	2009
Greg Lloyd	2010
Booth Lusteg	1965
Uyi Osunde	2003

### CAROLINA PANTHERS

Darius Butler	2008
Keith Gray	2008
Robert McClain	2009
Sean Mulcahy	2003
Lawrence Wilson	2010

### CHICAGO BEARS

Dahna Deleston	2008
Walt Dropo	1946
Dave Teggart	2011
Lawrence Wilson	2010

### CINCINNATI BENGALS

Kashif Moore	2011
Sean Mulcahy	2003

### CLEVELAND BROWNS

Vernon Hargreaves	1983
Uyi Osunde	2003
Shane Stafford	1998

### DALLAS COWBOYS

Deon Anderson	2007
Pat Anglim	1987
Mark Flood	1980
David Franks	1988
Byron Jones	2014
Eric Naposki	1985
Ken Sweitzer	1981

### DENVER BRONCOS

Rich Fenton	1975
-------------	------

### DETROIT LIONS

Bill Cooke	1971
Alfred Fincher	2004
James Hargrave	2005
Danny Lansanah	2007
Dan Orlovsky	2004
Donald Thomas	2007

### GREEN BAY PACKERS

Tommy Collins	2003
Bill Cooke	1971
John Dorsey	1983
Paul Duckworth	1993
John Fitzsimmons	2000
Danny Lansanah	2007
Matt Latham	1984
Booth Lusteg	1965
B.J. McBryde	2014
Anthony McKinney	1996
Eric Torkelson	1973

### HOUSTON TEXANS

Ryan Griffin	2012
Kashif Moore	2011
Dan Orlovsky	2004
Mike Smith	2012
Trevardo Williams	2012

### INDIANAPOLIS COLTS

Donald Brown	2008
Darius Butler	2008
Dan Davis	2007
Keith Gray	2008
Brian Herosian	1972
Greg Lloyd	2010
Scott Lutrus	2010
Jim Merritts	1980
Eric Naposki	1985
Dan Orlovsky	2004
Donald Thomas	2007
Jordan Todman	2010

### JACKSONVILLE JAGUARS

Dwayne Gratz	2012
Tyler King	2004
Tyler Lorenzen	2008
Scott Lutrus	2010
Dan Murray	2006
Tory Taylor	1998
Jordan Todman	2010
Pat Walsh	1995
Julius Williams	2008

### KANSAS CITY CHIEFS

Tyvon Branch	2007
TaVarr Closs	1997
Rich Fenton	1975
Justin Perkins	2004
Kendall Reyes	2011
Anthony Sherman	2010

### LOS ANGELES RAMS

Dwayne Gratz	2012
--------------	------

### MIAMI DOLPHINS

Deon Anderson	2007
Nick Giaquinto	1976
Danny Lansanah	2007
Booth Lusteg	1965
Donald Thomas	2007

### MINNESOTA VIKINGS

Vin Clements	1970
John Contoulis	1962
Anthony McKinney	1996
Shamar Stephen	2013
Jordan Todman	2010

### NEW ENGLAND PATRIOTS

Glenn Antrum	1988
Steve Beal	1979
Tyvon Branch	2007
Donald Brown	2008
Darius Butler	2008
Domingos Carlos	1983
Reggie Eccleston	1980
Mark Flood	1980
Keron Henry	2004
Ryan Krug	2004
Robert McClain	2009
Eric Naposki	1985
Donald Thomas	2007
Jody Webb	1980
Darrell Wilson	1980

### NEW ORLEANS SAINTS

Alfred Fincher	2004
Keron Henry	2004
Tyler Lorenzen	2008
Aaron Sanders	1989
Lawrence Wilson	2010

### NEW YORK GIANTS

Andrew Adams	2015
William Beatty	2008
Dave Bishop	1961
Vin Clements	1970
John Contoulis	1962
Jeremy Davis	2014
Ed Enos	1956
Nick Giaquinto	1976
Marc Hickok	2002
Keith Huger	1983
Brian Kozlowski	1992
Ken Maikula	1942
Ken Miller	1981
Bill Moll	1948
Ted Walton	1979

### NEW YORK JETS

Cody Brown	2008
Nick Giaquinto	1976
Dave Greenhalgh	1978
Danny Lansanah	2007
Eric Naposki	1985
Larry Taylor	2007

### OAKLAND RAIDERS

Tyvon Branch	2007
Zach Hurd	2010
Sio Moore	2012

### PHILADELPHIA EAGLES

Pat Anglim	1987
Greg Lloyd	2010
B.J. McBryde	2014
Ralph Tiner	1969

### PITTSBURGH STEELERS

Steve Beal	1979
Cornelius Benton	1991
Derek Chard	2010
Mark Didio	1991
Bob Leahy	N/A
Booth Lusteg	1965
Kashif Moore	2011
Pete Rostosky	1982
Jordan Todman	2010
Ted Walton	1979
Lindsey Witten	2009

### ST. LOUIS RAMS

Scott Lutrus	2010
Sean Mulcahy	2003

### SAN DIEGO CHARGERS

Donald Brown	2008
Robert McClain	2009
Kashif Moore	2011
Kendall Reyes	2011
Rick Robustelli	1970
Jordan Todman	2010

### SAN FRANCISCO 49ERS

Bill Cooke	1971
B.J. McBryde	2014



Nick Giaquinto (above), who played at UConn between 1975-76, participated in two Super Bowls with the Washington Redskins. He played in Super Bowl XVII in 1982 which the

### SEATTLE SEAHAWKS

Bill Cooke	1971
Deshon Foxx	2014
David Franks	1988
Dave Greenhalgh	1978
Zach Hurd	2010
Matt Latham	1984

### TAMPA BAY BUCCANEERS


Danny Lansanah	2007
Dan Orlovsky	2004
Moe Petrus	2011
Shane Stafford	1998

### TENNESSEE TITANS

Yavin Smallwood	2013
Gary Wilburn	2011
Bliidi Wreh-Wilson	2012

### WASHINGTON REDSKINS

Terry Caulley	2006
Milt Dropo	1946
Alfred Fincher	2004
Nick Giaquinto	1976
Lenny King	1957
Brian Kozlowski	1992
Kendall Reyes	2011
Walt Trojanowski	1949
Nick Williams	2012



Dan Orlovsky is entering his 12th NFL season and is now a member



The University of Connecticut has a long tradition of sending players to the Canadian Football League – both Canadian natives as “non-import” players and natives of the United States.

UConn center Alex Mateas, a native of Ottawa, was selected as the top overall pick in the 2015 CFL Draft by the Ottawa REDBLACKS. In his rookie year of 2015, he and his Ottawa teammates advanced to the Grey Cup championship game. Their team then won the 2016 Grey Cup over Calgary, 39-33.

Former Husky tight end Martin Bedard has won Grey Cup Championships with the Montreal Alouettes in 2009 and '11 and also played in the 2012 Grey Cup final. He played his seventh year with the team in 2015.

Two former Huskies – Jordan Younger and Danny Desriveaux – played for the 2012 Grey Cup Champion Toronto Argonauts. Younger had a nine-year CFL career and is now an assistant coach for Toronto.

Larry Taylor was a seven-year veteran of the league with Montreal and Calgary. He was with Montreal from 2008-10 and won a pair of Grey Cup titles. He was the 2009 CFL Special Teams Player of the Year. As a rookie in 2008, he returned two punts for a touchdown in the East Division final games vs. Edmonton.



Former UConn tight end Martin Bedard, who graduated in 2008, was one of four former Huskies that were on the 2009 Montreal Alouettes team that won the Grey Cup in November 2009.



## UConn Players and Their CFL Teams

### BRITISH COLUMBIA LIONS

- Ed Enos ..... 1956
- Jason Ward ..... 2006
- O’Neill Wilson ..... 2006
- Julius Williams ..... 2009

### CALGARY STAMPEDERS

- Shawn Mayne ..... 2005
- Larry Taylor ..... 2007

### EDMONTON ESKIMOS

- Reuben Frank ..... 2014
- Maurice Lloyd ..... 2004
- Julius Williams ..... 2009
- Jordan Younger ..... 1999

### HAMILTON TIGER-CATS

- Terry Caulley ..... 2003
- John Delahunt ..... 2012
- James Hargrave ..... 2005
- O’Neil Wilson ..... 2003

### MONTREAL ALOUETTES

- Martin Bedard ..... 2008
- Danny Desriveaux ..... 2004
- Jesse Joseph ..... 2014
- Shawn Mayne ..... 2005
- Larry Taylor ..... 2007
- O’Neil Wilson ..... 2003

### OTTAWA REDBLACKS

- John Delahunt ..... 2012
- Alex Mateas ..... 2015

### OTTAWA ROUGH RIDERS

- Pete Petrillo ..... 1968

### SASKATCHEWAN ROUGHRIDERS

- Maurice Lloyd ..... 2004
- Shawn Mayne ..... 2005

### TORONTO ARGONAUTS

- Danny Desriveaux ..... 2009
- Mark Flood ..... 1980
- Kashif Moore ..... 2011
- Larry Taylor ..... 2007
- O’Neil Wilson ..... 2003
- Jordan Younger ..... 1999

### WINNIPEG BLUE BOMBERS

- Brian Herosian ..... 1972
- Hakeem Kashama ..... 2002
- Shawn Mayne ..... 2005
- O’Neil Wilson ..... 2003



UConn quarterback Bryant Shirreffs rushed for 503 yards in 2015 - third-highest in school single-season history for and QB - and was second in quarterback rushing carries with 154.

Individual Career Records.....	2-5
Year-By-Year Leaders .....	6
Single Season Records .....	7-10
Single Game Records .....	11-13
100-Yard Performances .....	14-15
The Last Time .....	16-17
All-Time Defense/ST Touchdowns .....	18
Single-Game Opponent Records .....	19
Single Season Team Records .....	20-21
Single-Game Team Records .....	22
FBS Era Records .....	23-26

# FOOTBALL RECORDS





# INDIVIDUAL CAREER RECORDS

2017 UCONN FOOTBALL MEDIA GUIDE

## TOTAL OFFENSE

### YARDS

- 10421 Dan Orlovsky, 2001-04
- 9269 Matt DeGennaro, 1987-90
- 8829 Shane Stafford, 1995-98
- 6126 Ken Sweitzer, 1978-81
- 4849 Chandler Whitmer, 2012-14
- 4089 Cornelius Benton, 1987-91
- 4075 Peter Lane, 1985-86
- 3848 Tyler Lorenzen, 2007-08
- 3800 Donald Brown, 2006-08
- 3790 Rick Robustelli, 1968-70
- 3771 Zeke Rodgers, 1992-95
- 3318 Bernie Palmer, 1973-76
- 3179 Jordan Todman, 2008-10
- 2946 Pete Petrillo, 1966-68
- 2681 Lyle McCombs, 2011-13

### PLAYS

- 1710 Dan Orlovsky, 2001-04
- 1619 Matt DeGennaro, 1987-90
- 1214 Shane Stafford, 1995-98
- 1120 Ken Sweitzer, 1978-81
- 883 Chandler Whitmer, 2012-14
- 843 Bernie Palmer, 1973-76
- 803 Peter Lane, 1985-86
- 774 Rick Robustelli, 1968-70
- 715 Tyler Lorenzen, 2007-08
- 698 Donald Brown, 2006-08

### ALL-PURPOSE YARDS

- 5295 Tory Taylor, 1995-98
- 4813 Joe Markus, 1979-82
- 4386 Jordan Todman, 2008-10
- 4286 Donald Brown, 2006-08
- 3642 Lyle McCombs, 2011-13
- 3535 Mark Didio, 1988-91
- 3500 Vinny Clements, 1968-70
- 3386 Wilbur Gilliard, 1992-95
- 3381 George Boothe, 1986-88
- 3335 Ed Long, 1991-94



Matt DeGennaro, who played for UConn from 1987-1990, is second in total offense yards with 9,269.



Donald Brown (2006-08) is both the UConn career and single-season leader in rushing carries and yards.

### RUSHING

#### CARRIES

- 698 Donald Brown, 2006-08
- 677 Lyle McCombs, 2011-13
- 616 Jordan Todman, 2008-10
- 570 Terry Caulley, 2002-06
- 524 Ed Long, 1991-94
- 515 Tony Jordan, 1978-80
- 489 Vinny Clements, 1968-70
- 484 Wilbur Gilliard, 1992-95
- 464 Taber Small, 1998-01
- 454 Cornell Brockington, 2003-05

#### NET YARDS

- 3800 Donald Brown, 2006-08
- 3187 Terry Caulley, 2002-06
- 3179 Jordan Todman, 2008-10
- 2681 Lyle McCombs, 2011-13
- 2624 Wilbur Gilliard, 1992-95
- 2515 Ed Long, 1991-94
- 2327 Vinny Clements, 1968-70
- 2198 Cornell Brockington, 2003-05
- 1989 Jeff Gallaher, 1985-88
- 1958 Andre Dixon, 2006-09

#### YARDS PER RUSH

(Min. 1500 yards/300 att.)

- 5.6 Terry Caulley, 2002-06
- 5.4 Wilbur Gilliard, 1992-95
- 5.4 Donald Brown, 2006-08
- 5.2 Jordan Todman, 2008-10
- 5.2 Kevin Wesley, 1989-90

### YARDS PER GAME

(Min. 1500 yards)

- 105.8 Vin Clements, 1968-70
- 102.7 Donald Brown, 2006-08
- 101.9 Kevin Wesley, 1989-90
- 88.5 Terry Caulley, 2002-06
- 85.9 Jordan Todman, 2008-10

\*only counts games at running back

### RUSHING TOUCHDOWNS

- 34 Wilbur Gilliard, 1992-95
- 33 Donald Brown, 2006-08
- 31 Jordan Todman, 2008-10
- 31 Terry Caulley, 2002-06
- 26 Taber Small, 1999-01
- 25 Cornell Brockington, 2003-05
- 25 Walt Trojanowski, 1942, 45-46, 49
- 24 Ed Long, 1991-94
- 23 Vinny Clements, 1968-70
- 22 Arthur Williams, 1925-27

### RUSHING -

#### QUARTERBACKS

#### RUSHING YARDS

- 1508 Pete Petrillo, 1966-68
- 1177 Ken Sweitzer, 1978-81

#### RUSHING CARRIES


- 428 Ken Sweitzer, 1978-81
- 389 Pete Petrillo, 1966-68

#### RUSHING TOUCHDOWNS

- 17 Pete Petrillo, 1966-68
- 15 Ken Sweitzer, 1978-81



Terry Caulley is UConn's second all-time rusher with 3,187 yards from 2002-06.



Dan Orlovsky, a Husky from 2001-04, holds every major passing record.

### PASSING

#### ATTEMPTS

- 1567 Dan Orlovsky, 2001-04
- 1319 Matt DeGennaro, 1987-90
- 1026 Shane Stafford, 1995-98
- 714 Chandler Whitmer, 2012-14
- 712 Rick Robustelli, 1968-70
- 692 Ken Sweitzer, 1978-81
- 620 Peter Lane, 1985-86
- 562 Zach Frazer, 2008-10
- 562 Bryant Shirreffs, 2015-16
- 561 Cornelius Benton, 1987-91
- 538 Zeke Rodgers, 1992-95

#### COMPLETIONS

- 916 Dan Orlovsky, 2001-04
- 803 Matt DeGennaro, 1987-90
- 563 Shane Stafford, 1995-98
- 403 Chandler Whitmer, 2012-14
- 345 Ken Sweitzer, 1978-81
- 339 Peter Lane, 1985-86
- 334 Bryant Shirreffs, 2015-16
- 332 Cornelius Benton, 1987-91
- 332 Rick Robustelli, 1968-70
- 299 Zeke Rodgers, 1992-95
- 298 Zach Frazer, 2008-10

#### NET YARDS

- 10706 Dan Orlovsky, 2001-04
- 9288 Matt DeGennaro, 1987-90
- 8975 Shane Stafford, 1995-98
- 5082 Chandler Whitmer, 2012-14
- 4949 Ken Sweitzer, 1978-81
- 4179 Peter Lane, 1985-86
- 4160 Rick Robustelli, 1968-70
- 4088 Bryant Shirreffs, 2015-16
- 4035 Cornelius Benton, 1987-91
- 3802 Zeke Rodgers, 1992-95
- 3422 Zach Frazer, 2008-10

# INDIVIDUAL CAREER RECORDS



## 2017 UCONN FOOTBALL MEDIA GUIDE

### TOUCHDOWN PASSES

1.	84	Dan Orlovsky, 2001-04
2.	73	Shane Stafford, 1995-98
	73	Matt DeGennaro, 1987-90
4.	37	Ken Sweitzer, 1978-81
5.	31	Rick Robustelli, 1968-70
6.	25	Chandler Whitmer, 2012-14
7.	24	Zeke Rodgers, 1992-95
	24	Cornelius Benton, 1987-91
9.	20	Irv Panciera, 1950-52
10.	19	Brian Hoffmann, 1997-99
	19	Peter Lane, 1985-86

### INTERCEPTIONS (THROWN)

1.	51	Dan Orlovsky, 2001-04
2.	49	Matt DeGennaro, 1987-90
	49	Rick Robustelli, 1968-70
4.	38	Bernie Palmer, 1974-76
5.	37	Ken Sweitzer, 1978-82
6.	30	Chandler Whitmer, 2012-14
	30	Peter Lane, 1985-86
8.	29	Shane Stafford, 1995-98
9.	28	Irv Panciera, 1950-52
10.	27	Zeke Rodgers, 1992-95

### PASSING EFFICIENCY

(Min. 450 att.)

1.	143.4	Shane Stafford, 1995-98
2.	130.9	Matt DeGennaro, 1987-90
3.	127.0	Dan Orlovsky, 2001-04
4.	126.1	Cornelius Benton, 1987-91
5.	124.9	<b>Bryant Shirreffs, 2015-16</b>
6.	119.9	Zeke Rodgers, 1992-95
7.	119.4	Chandler Whitmer, 2012-14

### YARDS PER GAME

(Min. 2500 yards)

1.	232.7	Dan Orlovsky, 2001-04
2.	226.5	Matt DeGennaro, 1987-90
3.	224.4	Shane Stafford, 1995-98
4.	222.5	Chandler Whitmer, 2012-14
5.	209.0	Peter Lane, 1985-86

### YARDS PER ATTEMPT

(Min. 450 att.)

1.	8.75	Shane Stafford, 1995-98
2.	7.19	Cornelius Benton, 1987-91
3.	7.15	Ken Sweitzer, 1978-81
4.	7.12	Chandler Whitmer, 2012-14
5.	7.07	Zeke Rodgers, 1992-95

### RECEIVING

#### RECEPTIONS

1.	239	Mark Didio, 1988-91
2.	200	Alex Davis, 1989-92
3.	186	Glenn Antrum, 1985-88
4.	183	Noel Thomas, 2013-16
5.	173	John Fitzsimmons, 1996-00
6.	165	Jeremy Davis, 2011-14
7.	161	David Dunn, 1985-87
8.	159	Brian Kozlowski, 1989-92
9.	145	Carl Bond, 1995-98
10.	126	Kashif Moore, 2008-11
11.	118	Jason Williams, 2002-05

#### NET YARDS

1.	3535	Mark Didio, 1988-91
2.	2841	John Fitzsimmons, 1996-00
3.	2770	Carl Bond, 1995-98
4.	2567	Alex Davis, 1989-92
5.	2552	Glenn Antrum, 1985-88
6.	2292	Jeremy Davis, 2011-14
7.	2285	David Dunn, 1985-87
8.	2235	Noel Thomas, 2013-16
9.	1961	Keith Hugger, 1979-82
10.	1699	Kashif Moore, 2008-11
11.	1788	Brian Kozlowski, 1989-92
12.	1615	Keron Henry, 2001-04
13.	1522	Tory Taylor, 1995-98
14.	1488	Reggie Eccleston, 1976, 79-80
15.	1485	Brian McGillicuddy, 1982-84
16.	1469	Jason Williams, 2002-05

#### YARDS PER CATCH

(Min. 1300 yards)

1.	21.6	Dak Newton, 1995-96
2.	19.1	Carl Bond, 1995-98
3.	19.0	Keith Hugger, 1979-82
4.	17.7	Reggie Eccleston, 1976, 79-80
5.	16.4	John Fitzsimmons, 1996-00

#### YARDS PER GAME

(Min. 1300 yards)

1.	80.3	Mark Didio, 1988-91
2.	73.7	David Dunn, 1985-87
3.	69.9	Dak Newton, 1995-96
4.	63.1	John Fitzsimmons, 1996-00
5.	61.6	Carl Bond, 1995-98



Ryan Griffin (2009-12) was the second-leading tight end receiver in UConn history with 116 receptions for 1,500 yards.

### CONSECUTIVE GAMES WITH A RECEPTION

1.	36	Jeremy Davis, 2011-14
	36	John Fitzsimmons, 1996-00
3.	35	Alex Davis, 1989-92
4.	33	Carl Bond, 1996-98
	33	Mark Didio, 1988-91
6.	31	David Dunn, 1985-87

### RECEIVING - TIGHT ENDS

#### RECEPTIONS

1.	159	Brian Kozlowski, 1989-92
2.	116	Ryan Griffin, 2009-12
3.	101	Scott Sweitzer, 1984-87
4.	94	Mike Walsh, 1983-85
5.	93	Ken Miller, 1978-81

#### NET YARDS

1.	1788	Brian Kozlowski, 1989-92
2.	1500	Ryan Griffin, 2009-12
3.	1313	Ken Miller, 1978-81
4.	1243	Scott Sweitzer, 1984-87
5.	1128	Allan MacLellan, 1973-75
6.	1019	Mike Walsh, 1983-85

#### TOUCHDOWN RECEPTIONS

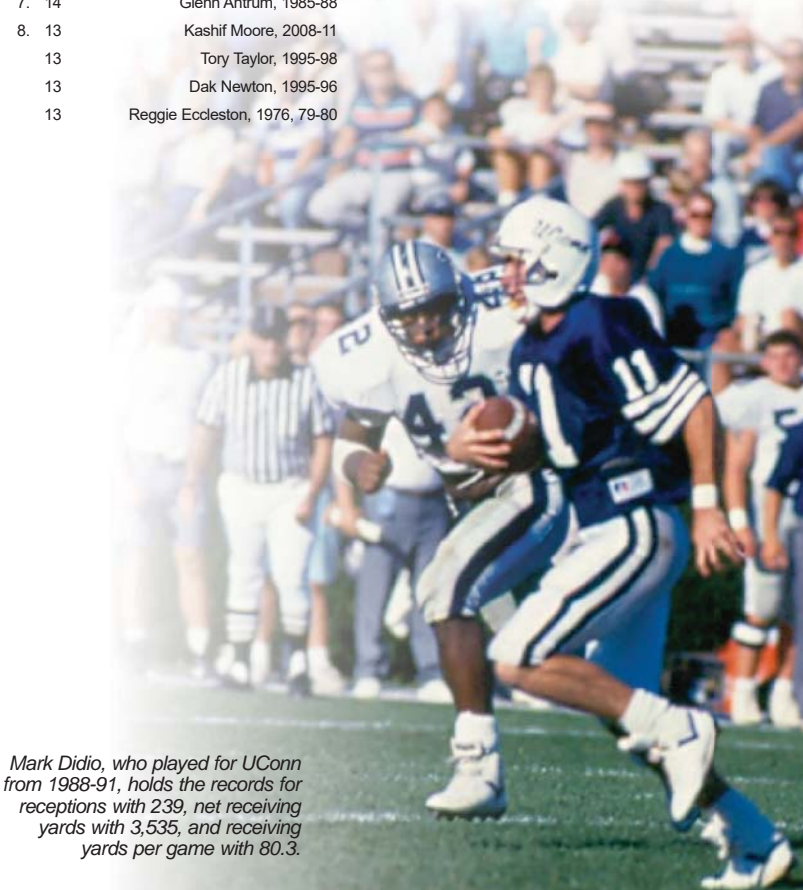
1.	15	Ken Miller, 1978-81
2.	10	Dan Murray, 2003-06
	10	Allan MacLellan, 1973-75
	10	Tommy Collins, 1999-02
5.	6	Mike Walsh, 1983-85
	6	Brian Kozlowski, 1989-92
	6	Tim Lassen, 2001-04

#### TOUCHDOWN RECEPTIONS

1.	24	Alex Davis, 1989-92
2.	23	John Fitzsimmons, 1996-00
3.	22	Carl Bond, 1995-98
4.	21	Mark Didio, 1988-91
5.	16	David Dunn, 1985-87
6.	15	Ken Miller, 1978-81
7.	14	Glenn Antrum, 1985-88
8.	13	Kashif Moore, 2008-11
	13	Tory Taylor, 1995-98
	13	Dak Newton, 1995-96
	13	Reggie Eccleston, 1976, 79-80



Kashif Moore (2008-11) is ranked in the top ten of both career receptions and receiving yards.



Mark Didio, who played for UConn from 1988-91, holds the records for receptions with 239, net receiving yards with 3,535, and receiving yards per game with 80.3.



# INDIVIDUAL CAREER RECORDS

2017 UCONN FOOTBALL MEDIA GUIDE

## PUNTING

### NUMBER

1. 308	Cole Wagner, 2010-13
2. 271	Adam Coles, 2000-03
3. 234	Rusty Umberger, 1977-80
4. 222	Justin Wain, 2012-16
5. 217	Jim Carriere, 1985-88
6. 209	Mike Morelli, 1996-99
7. 196	Desi Cullen, 2006-09
196	Bernie Palmer, 1973-76
9. 173	Leo Pinsky, 1944, 46-49
10. 166	Neil Gauvin, 1981-83
11. 142	Ralph Tiner, 1967-69

### NET YARDS


1. 12539	Cole Wagner, 2010-13
2. 10904	Adam Coles, 2000-03
3. 8751	Justin Wain, 2012-16
4. 8405	Rusty Umberger, 1977-80
5. 8340	Mike Morelli, 1996-99
6. 8224	Jim Carriere, 1985-88
7. 8059	Desi Cullen, 2006-09
8. 6851	Bernie Palmer, 1974-76
9. 6194	Neil Gauvin, 1981-83
10. 6098	Leo Pinsky, 1944, 46-49
11. 5330	Ralph Tiner, 1967-68

### AVERAGE: (80+ PUNTS)

1. 41.1	Desi Cullen, 2006-09
2. 40.7	Cole Wagner, 2010-13
3. 40.2	Adam Coles, 2000-03
4. 39.9	Mike Morelli, 1996-99
5. 39.4	Justin Wain, 2012-16
6. 39.3	Chris Pavasaris, 2004-06
7. 38.8	David DeArmas, 1993-95
8. 38.1	Shane Hussar, 2004-05
9. 37.9	Jim Carriere, 1985-88
10. 37.7	Jack Redmond, 1964-65
11. 37.5	Ralph Tiner, 1967-68



Desi Cullen is the career punting average leader with a 41.1 yard mark



Walt Trojanowski (1942, 45-46, 49) is tied for eighth on the career records list in overall touchdowns, tied for fifth in rushing touchdowns and is tied for 13th in total points. The UConn legend passed away in January of 2006.

## PUNT RETURNS

### NUMBER

1. 99	Joe Markus, 1979-82
2. 98	Larry Taylor, 2004-07
3. 92	David Dunn, 1985-87
4. 85	Mark Chapman, 1989-92
5. 63	Brian Herosian, 1970-72
63	Cliff Hill, 1999-2002
7. 52	Nick Williams, 2009-12
8. 50	Jasper Howard, 2007-09
9. 45	Dak Newton, 1995-96
10. 44	Greg Yodis, 1996-98

### NET YARDS

1. 1246	Larry Taylor, 2004-07
2. 1013	Joe Markus, 1979-82
3. 648	Mark Chapman, 1989-92
4. 628	David Dunn, 1985-87
5. 526	Brian Herosian, 1970-72
6. 504	Jasper Howard, 2007-09
7. 470	Nick Williams, 2009-12
8. 427	Greg Yodis, 1996-98
9. 396	Matt Latham, 1982-84
10. 375	Dak Newton, 1995-96

### TOUCHDOWNS

1. 4	Larry Taylor, 2004-07
	Nick Williams, 2009-12
3. 3	Jordan Younger, 1996-99
3	Matt Latham, 1982-84
5. 2	Carl Bond, 1995-98
2	Joe Markus, 1979-82
2	Pete Rostosky, 1980-82
8. 1	20 Players Tied

### YARDS PER RETURN

(Min. 40 returns)

1. 12.7	Larry Taylor, 2004-07
2. 10.2	Joe Markus, 1979-82
3. 10.1	Jasper Howard, 2007-09
4. 9.7	Greg Yodis, 1996-98
5. 9.2	Matt Latham, 1982-84

## KICKOFF RETURNS

### NUMBER

1. 89	Tory Taylor, 1995-98
2. 79	Nick Williams, 2009-12
3. 57	Joe Markus, 1979-82
4. 55	George Boothe, 1986-88
5. 52	Jordan Younger, 1996-99
6. 48	Mark Chapman, 1989-92
7. 47	Nick Giaquinto, 1975-76
8. 44	Jason Dellaselva, 2000-02
9. 41	Gary DuBose, 1982-84
10. 39	Larry Taylor, 2004-07

### NET YARDS

1. 2045	Nick Williams, 2009-12
2. 1868	Tory Taylor, 1995-98
3. 1438	George Boothe, 1986-88
4. 1186	Joe Markus, 1979-82
5. 1104	Jordan Younger, 1996-99
6. 1031	Larry Taylor, 2004-07
7. 1005	Mark Chapman, 1989-92
8. 1004	Nick Giaquinto, 1975-76
9. 980	Tyvon Branch, 2004-07
10. 944	Jason Dellaselva, 2000-02

### TOUCHDOWNS

1. 2	Tyvon Branch, 2004-07
2	Nick Williams, 2009-2012
2	Robbie Frey 2008-10
2. 1	Darius Butler, 2005-09
1	Larry Taylor, 2004-07
1	Jordan Younger, 1996-99
1	Tory Taylor, 1995-98
1	George Boothe, 1986-88
1	Gary DuBose, 1982-84
1	Ted Walton, 1976-79
1	Herb DeGraffe, 1975-77
1	Rich Hedgepeth, 1974-76
1	Nick Giaquinto, 1975-76
1	Richard Mason, 1973-76
1	Mike Zito, 1968-69

### YARDS PER RETURN

(Min. 40 returns)

1. 26.1	George Boothe, 1986-88
2. 25.9	Nick Williams, 2009-12
3. 25.6	Darius Butler, 2005-08
4. 21.6	Gary DuBose, 1982-84
5. 21.5	Jason Dellaselva, 2000-02
6. 21.4	Nick Giaquinto, 1975-76

# INDIVIDUAL CAREER RECORDS



2017 UCONN FOOTBALL MEDIA GUIDE



Nick Williams (2009-12) is first in UConn history in kickoff return yardage with 2,045 yards and seventh in punt returns with 470.

## FIELD GOALS/ATTEMPTS

1.	67/74	Dave Teggart, 2008-11
2.	45/78	Matt Nuzie, 2003-06
3.	39/51	Bobby Puyol, 2012-16
3.	36/52	Domingos Carlos, 1981-83
4.	33/44	Tony Ciaravino, 2006-08
5.	31/52	Nick Sosik, 1990-92
6.	30/42	David DeArmas, 1993-95
7.	27/38	Marc Hickok, 1999-2002

## TOTAL POINTS

1.	350	Dave Teggart, 2008-11
2.	259	Matt Nuzie, 2003-06
3.	210	Donald Brown, 2006-08
	210	Wilbur Gilliard, 1992-95
5.	206	Terry Caulley, 2002-06
6.	192	Jordan Todman, 2008-10
	192	Nick Sosik, 1990-92
8.	178	Bobby Puyol, 2012-16
9.	170	Domingos Carlos, 1981-83
10.	168	Taber Small, 1998-01
11.	167	Vinny Clements, 1968-70
12.	163	Tony Ciaravino, 2006-08
		Marc Hickok, 1999-02
15.	162	Cornell Brockington, 2003-05
16.	156	Tory Taylor, 1995-98



Husky Bliid Wreh-Wilson had two interception returns for a touchdown in 2010 to tie for second in school history.

## INTERCEPTIONS

1.	18	Matt Latham, 1982-84
2.	17	Darrell Wilson, 1976, 78-80
	17	Lenny King, 1955-57
4.	14	Mark Chapman, 1989-92
	14	Ted Walton, 1976-79
6.	13	Robert Vaughn, 2006-09
7.	12	Justin Perkins, 2001-04
8.	11	Bob Warren, 1969-71
9.	10	Robert McClain, 2006-09
	10	Darius Butler, 2005-08
	10	Danny Lansanah, 2004-07
	10	Dwayne Miller, 1984, 86-88
	10	Roy Hopkins, 1998-02
	10	Scott Daniels, 1984-87

## YARDS (RETURNED)

1.	243	Darrell Wilson, 1976, 78-80
2.	218	Dave Korponai, 1961-63
3.	213	Darius Butler, 2005-08
4.	210	Ted Walton, 1977-79
5.	199	Rich Fenton, 1973-75
6.	180	Rusty Neal, 1987-90
7.	177	Chris Meyer, 2000-02
8.	171	Bliid Wreh-Wilson, 2009-12
9.	162	Danny Lansanah, 2004-07
10.	153	Laban Marsh, 1997-99

## SCORING

### OVERALL TOUCHDOWNS

1.	35	Donald Brown, 2006-08
		Wilbur Gilliard, 1992-95
3.	34	Terry Caulley, 2002-06
4.	32	Jordan Todman, 2008-10
4.	28	Taber Small, 1998-01
5.	27	Cornell Brockington, 2003-05
	27	Vinny Clements, 1968-70
7.	26	Tory Taylor, 1995-98
8.	25	Carl Bond, 1995-98
	25	Walt Trojanowski, 1942, 45-46, 49
	25	Arthur Williams, 1925-27
12.	24	Alex Davis, 1989-92
13.	23	John Fitzsimmons, 1996-00
14.	22	Jeff Gallaher, 1985-88


### PAT/KICK

1.	128/129	Dave Teggart, 2008-11
2.	124/135	Matt Nuzie, 2003-06
3.	99/111	Nick Sosik, 1990-93
4.	88/96	Rob Moons, 1987-90
5.	82/86	Marc Hickok, 1999-02
6.	64/69	Tony Ciaravino, 2006-08
7.	62/65	Domingos Carlos, 1981-83
8.	61/67	Bobby Puyol, 2012-16
9.	57/62	Mark Carter, 1985-87
10.	55/60	Jim McManus, 1998
	55/63	David DeArmas, 1993-95
	55/59	Bob Segar, 1978-80
	55/63	Greg Sinay, 1973-76

## DEFENSE

### TACKLES (since 1978)

1.	495	John Dorsey, 1980-83
2.	449	Lawrence Wilson, 2007-10
3.	428	Troy Ashley, 1986-89
4.	412	Maurice Lloyd, 2001-04
5.	394	Mike Jansen, 1985-87
6.	393	Vernon Hargreaves, 1981-83
7.	357	Alfred Fincher, 2001-04
8.	344	Paul Duckworth, 1990-93
9.	351	Obi Melifonwu, 2012-16
10.	341	Scott Lutrus, 2007-10
	341	Dennis O'Connell, 1976-78



John Dorsey (1980-83) leads the Huskies in career tackles with 495.

### SACKS (since 1979)

1.	30.5	Trevarado Williams, 2009-12
2.	27	Mark Michaels, 1982-85
3.	24	Cody Brown, 2005-08
4.	22.5	Uyi Osunde, 1999-2003
5.	22	Lindsey Witten 2006-09
6.	21.5	Rob Belcuore, 1989-92
7.	19	Steve Beal, 1976-79
	19	Tyler King, 2001-04
9.	17	Paul Duckworth, 1990-93
10.	16	Mike Rembish, 1987-90

### TACKLES FOR LOSS (since 1979)

1.	49 (-219 yds)	Uyi Osunde, 1999-03
2.	47.5 (-142)	Maurice Lloyd, 2001-04
3.	45.5 (-196)	Cody Brown, 2005-08
4.	44.0 (-169)	Sio Moore, 2009-12
5.	43 (-192)	James Hargrave, 2002-05
6.	40.5 (-216)	Trevarado Williams, 2009-12
7.	40 (-177)	Tyler King, 2001-04
8.	35.5 (-133)	Lawrence Wilson, 2007-10
9.	35.5 (-111)	Alfred Fincher, 2001-04
10.	35 (-114)	Danny Lansanah, 2004-07

### INTERCEPTION RETURN TOUCHDOWNS

1.	3	Lawrence Wilson, 2007-10
2.	2	Yawin Smallwood, 2011-13
	2	Dwayne Gratz, 2009-12
	2	Bliid Wreh-Wilson, 2009-12
	2	Darius Butler, 2005-08
	2	Scott Lutrus, 2007-10
	2	Robert McClain, 2006-09
	2	Danny Lansanah, 2004-07
	2	Justin Perkins, 2001-04

### FUMBLE RETURN TOUCHDOWNS

1.	3	Jeff DeLucia, 1996-99
2.	1	14 Players Tied

• Bold face indicates returning players



Trevarado Williams (2009-12) was the all-time career sack leader at UConn with 30.5 and was sixth in career



# YEAR-BY-YEAR LEADERS

## 2017 UCONN FOOTBALL MEDIA GUIDE

### RUSHING

YEAR	NAME	NO	YDS	AVG	TD
1952	Joe Bettencourt	86	377	4.4	8
1953	Buddy Amendola	76	410	5.4	2
1954	Mike Sikora	94	315	3.4	5
1955	Lenny King	132	494	3.8	2
1956	Lenny King	176	777	4.4	13
1957	Larry Day	116	626	5.4	3
1958	Bill Minnerly	93	407	4.4	5
1959	Bill Minnerly	103	470	4.6	4
1960	Bill Minnerly	97	409	4.2	3
1961	Dave Korponai	52	296	5.7	2
1962	Dave Roberts	61	236	3.8	2
1963	Brian Smith	69	247	3.6	2
1964	Scip Tucker	74	251	3.4	3
1965	Bob Quist	81	284	4.6	3
	Don Brown	61	284	4.6	1
1966	Bill DiYeso	37	252	6.8	2
1967	Pete Petrillo	160	676	4.2	8
1968	Vinny Clements	186	962	5.2	7
1969	Vinny Clements	242	1060	4.4	9
1970	Ray Jackson	129	608	4.7	5
1971	Lou Allen	137	458	3.3	9
1972	Pat D'Onofrio	111	428	3.9	2
1973	Eric Torkelson	276	1233	4.5	8
1974	Russ Clarke	143	512	3.6	4
1975	Nick Giacquinto	80	420	5.3	2
1976	Nick Giacquinto	185	911	4.9	5
1977	Robby Anderson	126	487	3.9	0
1978	Tony Jordan	179	741	4.1	3
1979	Tony Jordan	209	734	3.5	0
1980	Tony Jordan	127	508	4.0	2
1981	Joe Markus	120	601	5.0	6
1982	Joe Markus	174	532	3.1	4
1983	Billy Parks	249	1095	4.4	9
1984	Billy Parks	175	682	3.9	3
1985	Jeff Gallaher	71	364	5.1	3
1986	Jeff Gallaher	148	592	4.0	5
1987	Jeff Gallaher	146	715	4.9	8
1988	George Boothe	213	1002	4.7	11
1989	Kevin Wesley	199	1162	5.8	10
1990	Kevin Wesley	131	570	4.4	4
1991	Ed Long	155	681	4.4	4
1992	Ed Long	163	900	5.5	8
1993	Wilbur Gilliard	215	1099	5.1	17
1994	Ed Long	103	461	4.5	4
1995	Tory Taylor	208	1262	6.1	6
1996	Hezekiah Faison	127	569	4.5	4
1997	Recolon Jump	155	815	5.3	9
1998	Barry Chandler	169	809	4.8	10
1999	Taber Small	199	757	3.8	14
2000	Taber Small	161	560	3.5	8
2001	Taber Small	100	326	3.3	4
2002	Terry Caulley	220	1247	5.7	15
2003	Cornell Brockington	131	643	4.9	10
2004	Cornell Brockington	238	1218	5.1	11
2005	Terry Caulley	141	659	4.7	6
2006	Donald Brown	161	896	5.6	7
2007	Andre Dixon	167	828	5.0	3
2008	Donald Brown	367	2083	5.7	18
2009	Jordan Todman	235	1188	5.1	14
2010	Jordan Todman	334	1695	5.1	14
2011	Lyle McCombs	275	1151	4.2	7
2012	Lyle McCombs	243	860	3.5	6
2013	Lyle McCombs	159	670	4.2	5
2014	Ron Johnson	114	429	3.8	3
2015	Arkeel Newsome	183	792	4.3	6
2016	Arkeel Newsome	147	715	4.9	5

\* by yardage

### PASSING

YEAR	NAME	ATT	COMP	INT	YDS	TD
1952	Irv Panciera	158	81	8	1048	11
1953	Jim DiGiorno	61	18	11	269	1
1954	Jim DiGiorno	72	23	8	266	2
1955	Jim DiGiorno	68	34	6	380	4
1956	John Livieni	34	13	2	185	2
1957	Gerry D'Avolio	44	9	5	150	2
1958	Harry Drivas	109	47	10	602	6
1959	Harry Drivas	83	39	9	510	3
1960	Tom Kopp	48	12	3	205	0
1961	Joe Klimas	47	14	5	284	3
1962	Lou Aceto	109	45	10	434	4
1963	Lou Aceto	73	45	3	451	4
1964	Lou Aceto	110	54	9	666	5
1965	Dave Whaley	185	77	13	847	3
1966	Paul Gruner	81	27	4	412	1
1967	Pete Petrillo	130	52	11	595	3
1968	Rick Robustelli	111	53	9	565	1
1969	Rick Robustelli	283	132	20	1565	14
1970	Rick Robustelli	318	147	20	2030	16
1971	Ray Tellier	130	55	7	708	3
1972	Ray Tellier	144	64	11	829	1
1973	Lou Mancari	134	56	8	610	8
1974	Bernie Palmer	99	45	6	429	3
1975	Bernie Palmer	147	63	11	652	2
1976	Bernie Palmer	223	109	16	1427	4
1977	Marion Clark	137	63	9	661	2
1978	Ken Sweitzer	109	48	6	541	5
1979	Alan Arison	153	61	9	624	7
1980	Ken Sweitzer	252	127	11	2014	16
1981	Ken Sweitzer	282	145	18	2190	15
1982	Rob Trivella	172	77	19	989	4
1983	Larry Corn	227	107	8	1198	7
1984	Chris Riley	203	99	12	1360	9
1985	Peter Lane	292	152	18	1973	7
1986	Peter Lane	328	187	12	2206	12
1987	Matt DeGennaro	319	193	13	2206	18
1988	Matt DeGennaro	387	238	13	2633	17
1989	Matt DeGennaro	356	212	15	2472	17
1990	Matt DeGennaro	257	160	21	1977	8
1991	Cornelius Benton	376	217	14	2701	18
1992	Tom DeSarno	170	79	5	817	3
1993	Zeke Rodgers	245	139	12	1705	7
1994	Zeke Rodgers	135	72	8	968	8
1995	Shane Stafford	182	99	8	1492	11
1996	Shane Stafford	270	144	6	2330	17
1997	Shane Stafford	296	164	10	2814	23

1998	Shane Stafford	278	156	5	2339	22
1999	Brian Hoffmann	264	149	13	1681	11
2000	Ryan Tracey	292	159	5	1984	15
2001	Dan Orlovsky	269	128	11	1379	9
2002	Dan Orlovsky	366	221	11	2488	19
2003	Dan Orlovsky	475	279	14	3485	33
2004	Dan Orlovsky	457	288	15	3354	23
2005	Matt Bonislowski	162	82	7	836	6
2006	Matt Bonislowski	163	75	3	843	5
2007	Tyler Lorenzen	347	197	6	2367	13
2008	Tyler Lorenzen	162	79	8	869	3
2009	Zach Frazer	218	116	9	1461	10
2010	Zach Frazer	261	136	6	1425	5
2011	Johnny McEntee	335	172	8	2110	12
2012	Chandler Whitmer	361	208	9	2664	9
2013	Casey Cochran	175	111	4	1293	11
2014	Chandler Whitmer	224	124	8	1522	11
2015	Bryant Shirreffs	279	168	8	2078	9
2016	Bryant Shirreffs	166	283	6	2010	7

\* by attempts

### RECEIVING

YEAR	NAME	NO	YARDS	TD
1952	Joe Bettencourt	26	412	4
1953	Phil Tinsley	8	184	na
1954	Ron Rymash	22	281	2
1955	Lenny King	16	223	2
1956	Ron Vermet	8	171	0
1957	Larry Day	7	82	2
1958	Bob Horan	12	164	2
1959	Gerry D'Avolio	14	258	1
1960	Tony Magaletta	5	119	0
1961	Ken Luciano	5	118	1
1962	Dave Korponai	17	201	4
1963	Dave Korponai	20	167	0
1964	Gary Blackney	12	163	0
1965	John Billingslea	16	150	0
	Gary Blackney	16	119	1
1966	Steve Price	9	70	0
1967	John Crisp	32	377	1
1968	Paul Tortolani	29	367	0
1969	John Crisp	46	484	6
1970	Keith Kraham	36	610	8
1971	Greg Andrews	19	342	2
1972	Greg Andrews	31	461	1
1973	Allan MacLellan	31	520	8
1974	Allan MacLellan	32	392	2
1975	Allan MacLellan	21	216	0
1976	Bob Farbotko	23	375	0
1977	Bob Farbotko	22	277	2
1978	Ken Sweitzer	18	215	2
1979	Reggie Eccleston	26	285	3
1980	Reggie Eccleston	50	1081	9
1981	Keith Hugger	57	1145	7
1982	Keith Hugger	25	511	1
1983	Brian McGillicuddy	39	566	0
1984	Brian McGillicuddy	44	712	5
1985	Mike Walsh	47	491	2
1986	David Dunn	57	854	5
1987	David Dunn	66	790	8
1988	Glenn Antrum	77	1130	7
1989	Mark Didio	62	867	3
1990	Mark Didio	78	1153	10
1991	Mark Didio	88	1354	8
1992	Alex Davis	57	760	8
1993	Monte Nowden	52	756	4
1994	Brian Reid	36	516	4
1995	Dak Newton	24	474	5
1996	Dak Newton	44	993	8
1997	Carl Bond	51	1178	6
1998	Carl Bond	61	1004	11
1999	John Fitzsimmons	59	785	5
2000	Steve O'Connor	50	678	2
2001	Cliff Hill	40	397	1
2002	Tommy Collins	39	497	6
2003	Shaun Feldeisen	65	860	7
2004	Keron Henry	67	891	5
2005	Jason Williams	32	315	5
2006	Larry Taylor	29	261	1
2007	Terence Jeffers	44	582	5
2008	Kashif Moore	27	273	1
2009	Marcus Easley	48	893	8
2010	Mike Smith	46	615	2
2011	Isiah Moore	43	566	0
2012	Jeremy Davis	44	613	1
2013	Jeremy Davis	71	1085	3
2014	Jeremy Davis	44	521	3
2015	Noel Thomas	54	719	9
2016	Noel Thomas	100	1179	3

\* by receptions

### TOTAL OFFENSE

YEAR	NAME	PLAYS	YARDS	TD
1952	Irv Panciera	190	1008	12
1953	Buddy Amendola	76	410	2
1954	Mike Sikora	94	315	5
1955	Lenny King	136	519	2
1956	Lenny King	196	938	14
1957	Larry Day	116	626	3
1958	Harry Drivas	141	644	8
1959	Harry Drivas	111	475	4
1960	Bill Minnerly	97	409	3
1961	Dave Korponai	52	296	2
1962	Lou Aceto	168	376	4
1963	Lou Aceto	108	391	4
1964	Lou Aceto	184	702	5
1965	Dave Whaley	281	856	3
1966	Paul Gruner	179	549	1
1967	Pete Petrillo	290	1271	14
1968	Pete Petrillo	235	1132	14
1969	Rick Robustelli	311	1352	14
1970	Rick Robustelli	338	1901	16
1971	Ray Tellier	227	770	3
1972	Ray Tellier	235	962	7

1973	Eric Torkelson	276	1233	8
1974	Bernie Palmer	148	610	3
1975	Bernie Palmer	240	697	6
1976	Bernie Palmer	361	1617	12
1977	Marion Clark	241	1000	5
1978	Ken Sweitzer	216	894	10
1979	Tony Jordan	209	734	0
1980	Ken Sweitzer	389	2433	20
1981	Ken Sweitzer	433	2571	20
19				

# INDIVIDUAL SINGLE-SEASON RECORDS



## 2017 UCONN FOOTBALL MEDIA GUIDE



Jordan Todman is the third-leading rusher in career history and had two 1,000-yard rushing seasons.

### TOTAL OFFENSE

#### NET YARDS

1.	3444	Dan Orlovsky, 2003
2.	3313	Dan Orlovsky, 2004
3.	2758	Cornelius Benton, 1991
4.	2729	Shane Stafford, 1997
5.	2695	Tyler Lorenzen, 2007
6.	<b>2581</b>	<b>Bryant Shirreffs, 2015</b>
7.	2681	Matt DeGennaro, 1988
8.	2571	Ken Sweitzer, 1981
9.	2503	Chandler Whitmer, 2012
10.	2433	Ken Sweitzer, 1980
11.	2418	Matt DeGennaro, 1989
12.	2402	Dan Orlovsky, 2002
13.	2311	Shane Stafford, 1996
14.	<b>2336</b>	<b>Bryant Shirreffs, 2016</b>
15.	2283	Shane Stafford, 1998
16.	2232	Matt DeGennaro, 1987

#### PLAYS

1.	565	Dan Orlovsky, 2003
2.	489	Dan Orlovsky, 2004
3.	480	Tyler Lorenzen, 2007
4.	468	Matt DeGennaro, 1988
5.	442	Cornelius Benton, 1991
6.	<b>433</b>	<b>Bryant Shirreffs, 2015</b>
	433	Ken Sweitzer, 1981
8.	427	Bryant Shirreffs, 2016
9.	426	Matt DeGennaro, 1989
10.	424	Chandler Whitmer, 2012
11.	417	Matt DeGennaro, 1987
12.	416	Dan Orlovsky, 2002

#### ALL-PURPOSE YARDS

1.	2208	Donald Brown, 2008
2.	1896	Joe Markus, 1981
3.	1844	Jordan Todman, 2010
4.	1879	Jordan Todman, 2009
5.	1821	Vinny Clements, 1969
6.	1766	George Boothe, 1988
7.	<b>1686</b>	<b>Arkeel Newsome, 2015</b>
8.	1653	Nick Giaquinto, 1976
9.	1635	Tory Taylor, 1998
10.	1572	Tory Taylor, 1995

### RUSHING

#### CARRIES

1.	367	Donald Brown, 2008
2.	334	Jordan Todman, 2010
3.	276	Eric Torkelson, 1973
4.	275	Lyle McCombs, 2011
5.	249	Billy Parks, 1983
6.	243	Lyle McCombs, 2012
7.	242	Vinny Clements, 1969
8.	238	Cornell Brockington, 2004
9.	235	Jordan Todman, 2009
10.	220	Terry Caulley, 2002

#### NET YARDS

1.	2083	Donald Brown, 2008
2.	1695	Jordan Todman, 2010
3.	1262	Tory Taylor, 1995
4.	1247	Terry Caulley, 2002
5.	1233	Eric Torkelson, 1973
6.	1218	Cornell Brockington, 2004
7.	1188	Jordan Todman, 2009
8.	1162	Kevin Wesley, 1989
9.	1151	Lyle McCombs, 2011
10.	1099	Wilbur Gilliard, 1993
11.	1095	Billy Parks, 1983
12.	1093	Andre Dixon, 2009
13.	1060	Vinny Clements, 1969
14.	1002	George Boothe, 1988

#### YARDS PER GAME (MIN. 1,000 YARDS)

1.	160.2	Donald Brown, 2008
2.	141.2	Jordan Todman, 2010
3.	124.7	Terry Caulley, 2002
4.	117.8	Vin Clements, 1969
5.	116.2	Kevin Wesley, 1989

#### TOUCHDOWNS

1.	22	Walt Trojanowski, 1945
2.	18	Donald Brown, 2008
3.	17	Wilbur Gilliard, 1993
4.	15	Terry Caulley, 2002
5.	14	Jordan Todman, 2010
	14	Jordan Todman, 2009
	14	Andre Dixon, 2009
	14	Taber Small, 1999
	14	Arthur Williams, 1926
10.	12	Lenny King, 1956

#### CONSECUTIVE GAMES WITH RUSHING TD

1.	8	Taber Small, 1999
	8	Terry Caulley, 2002-03
3.	6	Jordan Todman, 2009
	6	Donald Brown, 2008
	6	Jeff Gallaher, 1987-88
5.	5	Ed Nook, 1995

#### CONSECUTIVE GAMES WITH

##### 100 YARDS

1.	8	Donald Brown, 2008
2.	6	Terry Caulley, 2002-03
3.	5	Jordan Todman, 2010
3.	5	Vin Clements, 1968
5.	4.	Jordan Todman, 2010
	4	Wilbur Gilliard, 1995
	4	Kevin Wesley, 1989

### RUSHING —

#### QUARTERBACKS

#### CARRIES

1.	160	Pete Petrillo, 1967
2.	<b>154</b>	<b>Bryant Shirreffs, 2015</b>
	154	Irv Panciera, 1951
4.	151	Ken Sweitzer, 1981
5.	144	Bryant Shirreffs, 2016
6.	137	Ken Sweitzer, 1980

#### NET YARDS

1.	676	Pete Petrillo, 1967
2.	620	Pete Petrillo, 1968
3.	<b>503</b>	<b>Bryant Shirreffs, 2015</b>
4.	420	Irv Panciera, 1951
5.	419	Ken Sweitzer, 1980

#### TOUCHDOWNS

1.	8	Pete Petrillo, 1968
	8	Pete Petrillo, 1967
3.	5	Ken Sweitzer, 1981
	5	Ken Sweitzer, 1978
5.	4	Tyler Lorenzen, 2008
	4	Dan Orlovsky, 2002
	4	Ken Sweitzer, 1980

### PASSING

#### ATTEMPTS

1.	475	Dan Orlovsky, 2003
2.	457	Dan Orlovsky, 2004
3.	387	Matt DeGennaro, 1988
4.	376	Cornelius Benton, 1991
5.	366	Dan Orlovsky, 2002
6.	361	Chandler Whitmer, 2012
7.	356	Matt DeGennaro, 1989
8.	347	Tyler Lorenzen, 2007
9.	335	Johnny McEntee, 2011
10.	328	Peter Lane, 1986

#### COMPLETIONS

1.	288	Dan Orlovsky, 2004
2.	279	Dan Orlovsky, 2003
3.	238	Matt DeGennaro, 1988
4.	221	Dan Orlovsky, 2002
5.	217	Cornelius Benton, 1991
6.	212	Matt DeGennaro, 1989
7.	208	Chandler Whitmer, 2012
8.	197	Tyler Lorenzen, 2007
9.	193	Matt DeGennaro, 1987
10.	187	Peter Lane, 1986

#### NET YARDS

1.	3485	Dan Orlovsky, 2003
2.	3354	Dan Orlovsky, 2004
3.	2814	Shane Stafford, 1997
4.	2701	Cornelius Benton, 1991
5.	2664	Chandler Whitmer, 2012
6.	2633	Matt DeGennaro, 1988
7.	2488	Dan Orlovsky, 2002
8.	2472	Matt DeGennaro, 1989
9.	2367	Tyler Lorenzen, 2007
10.	2339	Shane Stafford, 1998
11.	2330	Shane Stafford, 1996
12.	2206	Matt DeGennaro, 1987
	2206	Peter Lane, 1986
14.	2190	Ken Sweitzer, 1981
15.	2110	Johnny McEntee, 2011



# INDIVIDUAL SINGLE-SEASON RECORDS

## 2017 UCONN FOOTBALL MEDIA GUIDE

### TOUCHDOWNS

1.	33	Dan Orlovsky, 2003
2.	23	Shane Stafford, 1997
	23	Dan Orlovsky, 2004
4.	22	Shane Stafford, 1998
5.	21	Matt DeGennaro, 1990
6.	19	Dan Orlovsky, 2002
7.	18	Cornelius Benton, 1991
	18	Matt DeGennaro, 1987
9.	17	Shane Stafford, 1996
	17	Matt DeGennaro, 1989
	17	Matt DeGennaro, 1988

### CONSECUTIVE GAMES W/A TD PASS

1.	25	Dan Orlovsky, 2002-04
2.	21	Shane Stafford, 1996-98
3.	13	Matt DeGennaro, 1987-88
4.	12	Matt DeGennaro, 1989-90

### MOST INTERCEPTIONS

1.	20	Rick Robustelli, 1970
	20	Rick Robustelli, 1969
3.	19	Rob Trivella, 1982
4.	18	Peter Lane, 1985
	18	Ken Sweitzer, 1981

### LEAST INTERCEPTIONS (MIN. 150 ATT.)

1.	3	Matt Bonislawski, 2006
2.	4	Casey Cochran, 2013
3.	5	Ryan Tracey, 2000
	5	Shane Stafford, 1998
5.	6	Zach Frazer, 2010
	6	Tyler Lorenzen, 2007
	6	Shane Stafford, 1996
	6	<b>Bryant Shirreffs, 2016</b>
9.	7	Matt Bonislawski, 2005
10.	8	<b>Bryant Shirreffs, 2015</b>
	8	Chandler Whitmer, 2014
	8	Johnny McEntee, 2011
	8	Tyler Lorenzen, 2008
	8	Shane Stafford, 1995
	8	Matt DeGennaro, 1990
	8	Larry Corn, 1983

### PASSING EFFICIENCY (MIN. 150 ATT.)

1.	154.2	Shane Stafford, 1997
2.	149.3	Shane Stafford, 1998
3.	147.9	Matt DeGennaro, 1990
4.	142.2	Shane Stafford, 1996
5.	141.7	Casey Cochran, 2013

### YARDS PER GAME

1.	290.4	Dan Orlovsky, 2003
2.	279.5	Dan Orlovsky, 2004
3.	270.1	Cornelius Benton, 1991
4.	259.9	Shane Stafford, 1998
5.	255.8	Shane Stafford, 1997

### YARDS PER ATTEMPT (MIN. 150 ATT.)

1.	9.51	Shane Stafford, 1997
2.	8.63	Shane Stafford, 1996
3.	8.41	Shane Stafford, 1998
4.	8.19	Shane Stafford, 1995
5.	7.99	Ken Sweitzer, 1980

### PASS RECEIVING

#### RECEPTIONS

1.	100	Noel Thomas, 2016
2.	88	Mark Didio, 1991
3.	78	Mark Didio, 1990
4.	77	Glenn Antrum, 1988
5.	72	Alex Davis, 1991
6.	71	Jeremy Davis, 2013
7.	67	Keron Henry, 2004
8.	66	David Dunn, 1987
9.	65	Shaun Feldeisen, 2003
10.	62	Alex Davis, 1990
	62	Mark Didio, 1989
12.	61	Carl Bond, 1998
13.	59	John Fitzsimmons, 1999
14.	57	Alex Davis, 1992
	57	David Dunn, 1986
	57	Keith Hugger, 1981

#### YARDS

1.	1354	Mark Didio, 1991
2.	1179	Noel Thomas, 2016
3.	1178	Carl Bond, 1997
4.	1153	Mark Didio, 1990
5.	1145	Keith Hugger, 1981
6.	1130	Glenn Antrum, 1988
7.	1085	Jeremy Davis, 2013
8.	1081	Reggie Eccleston, 1980
9.	1040	John Fitzsimmons, 1998
10.	1004	Carl Bond, 1998
11.	993	Dak Newton, 1996
12.	909	Alex Davis, 1991
13.	893	Marcus Easley, 2009
14.	891	Keron Henry, 2004
15.	867	Mark Didio, 1989

### YARDS PER GAME

(MIN. 750 YARDS)

1.	123.1	Mark Didio, 1991
2.	108.1	Reggie Eccleston, 1980
3.	107.1	Carl Bond, 1997
4.	104.8	Mark Didio, 1990
5.	104.1	Keith Hugger, 1981

### YARDS PER CATCH (MIN. 750 YARDS)

1.	23.1	Carl Bond, 1997
2.	22.6	Dak Newton, 1996
3.	21.6	Reggie Eccleston, 1980
4.	20.1	Keith Hugger, 1981
5.	19.6	John Fitzsimmons, 1998

### TOUCHDOWNS

1.	11	Carl Bond, 1998
2.	10	Mark Didio, 1990
3.	9	O'Neil Wilson, 2003
	9	John Fitzsimmons, 2000
	9	Tory Taylor, 1997
	9	Alex Davis, 1990
	9	Reggie Eccleston, 1980
8.	8	Marcus Easley, 2009
	8	Dak Newton, 1996
	8	Alex Davis, 1992
	8	Mark Didio, 1991
	8	David Dunn, 1987
	8	Allan MacLellan, 1973
	8	Keith Kraham, 1970

### PASS RECEIVING -

#### TIGHT ENDS

#### RECEPTIONS

1.	51	Brian Kozlowski, 1990
2.	47	Brian Kozlowski, 1991
	47	Mike Walsh, 1985
4.	43	Brian Kozlowski, 1992
5.	39	Tommy Collins, 2002
6.	38	Ken Miller, 1981
7.	37	Scott Sweitzer, 1987
8.	33	Ryan Griffin, 2011
9.	32	Allan MacLellan, 1974
10.	31	Ryan Griffin, 2010
	31	Scott Sweitzer, 1986
	31	Allan MacLellan, 1973
	31	Ken Miller, 1980

#### YARDS

1.	592	Ken Miller, 1981
2.	563	Brian Kozlowski, 1991
3.	526	Brian Kozlowski, 1992
4.	520	Allan MacLellan, 1973
5.	516	Brian Kozlowski, 1990

#### TOUCHDOWNS

1.	8	Allan MacLellan, 1973
2.	6	Tommy Collins, 2002
	6	Ken Miller, 1981
4.	4	Steve Brouse, 2007
	4	Mike Walsh, 1983
	4	Ken Miller, 1980
	4	Ken Miller, 1979



Quarterback Zach Frazer is ninth in school history in passing yards and had an 8-2 record in games he started in during the months of November, December

15. 860

Shaun Feldeisen, 2003

# INDIVIDUAL SINGLE-SEASON RECORDS



## 2017 UCONN FOOTBALL MEDIA GUIDE

### PUNTING

NUMBER	NAME
1.	82 Neil Gauvin, 1983
2.	81 Adam Coles, 2001
3.	80 Cole Wagner, 2011
4.	79 Cole Wagner, 2010
5.	78 Rusty Umberger, 1979
6.	76 Adam Coles, 2002
7.	<b>75 Justin Wain, 2015</b>
	75 Desi Cullen, 2007
9.	74 Justin Wain, 2014
10.	73 Justin Wain, 2016
11.	72 Rusty Umberger, 1977

### YARDS

1.	3620 Cole Wagner, 2010
2.	3288 Cole Wagner, 2011
3.	3172 Adam Coles, 2001
4.	3115 Neil Gauvin, 1983
5.	3055 Desi Cullen, 2007
6.	3030 Adam Coles, 2002
7.	3017 Justin Wain, 2016
8.	2868 Justin Wain, 2014
9.	2866 Justin Wain, 2015
10.	2845 Chris Pavasaris, 2006
11.	2829 Cole Wagner, 2013

### AVERAGE

1.	42.8 Desi Cullen, 2009
2.	42.0 Adam Coles, 2003
3.	41.3 Cole Wagner, 2010
	41.3 Justin Wain, 2016
4.	41.1 Cole Wagner, 2011
5.	41.0 Jim Carriere, 1988
	41.0 Mike Morelli, 1999
7.	40.8 Mike Morelli, 1998
8.	40.7 Desi Cullen, 2007
9.	40.5 Adam Coles, 2000
	40.5 David DeArmas, 1994

### PUNT RETURNS

NUMBER	NAME
1.	41 David Dunn, 1985
2.	34 David Sanchez, 2003
	34 Joe Markus, 1981
4.	33 Mike Adams, 1988
5.	31 Larry Taylor, 2007
	31 Mark Chapman, 1992
7.	30 Mark Chapman, 1990
	30 Joe Markus, 1982
9.	28 Jasper Howard, 2008
	28 Cliff Hill, 2001
	28 Mike Nolan, 1988
	28 David Dunn, 1986
	28 Brian Herosian, 1971

### YARDS

1.	357 Larry Taylor, 2007
2.	351 Larry Taylor, 2004
3.	342 David Dunn, 1985
4.	315 Joe Markus, 1982
5.	314 Mark Chapman, 1992
6.	306 Jasper Howard, 2008
7.	302 Joe Markus, 1981
8.	283 Larry Taylor, 2005
9.	265 Robert McClain, 2009
10.	255 Larry Taylor, 2006

### YARDS PER RETURN (MIN. 200 YDS./15 RET.)

1.	15.9 Jordan Younger, 1999
2.	14.6 Larry Taylor, 2004
3.	12.9 Joe Markus, 1979
4.	12.8 Larry Taylor, 2006
5.	12.6 Reggie McClain, 2009
6.	12.3 Larry Taylor, 2005

### TOUCHDOWNS

1.	2 Larry Taylor, 2007
	2 Jordan Younger, 1999
	2 Carl Bond, 1996
	2 Matt Latham, 1983
5.	1 31 Players Tied

### KICKOFF RETURNS

#### NUMBER

1.	41 Tory Taylor, 1998
2.	38 Jordan Younger, 1999
3.	37 Nick Williams, 2011
4.	<b>36 Arkeel Newsome, 2014</b>
5.	34 Carl Bradford, 2000
6.	30 Joe Markus, 1981
7.	27 Tyvon Branch, 2007
8.	26 Eric Torkelson, 1972
9.	25 Nick Giaquinto, 1975
10.	24 Lyle McCombs, 2013
	24 Mark Chapman, 1991
	24 Mark Chapman, 1990

#### YARDS

1.	920 Nick Williams, 2011
2.	849 Tory Taylor, 1998
3.	780 Tyvon Branch, 2007
4.	<b>730 Arkeel Newsome, 2014</b>
5.	704 Carl Bradford, 2000
	704 Jordan Younger, 1999
7.	637 Joe Markus, 1981
8.	620 Robbie Frey, 2009
9.	600 Nick Williams, 2010
10.	599 George Boothe, 1987

### YARDS PER RETURN (MIN. 300 YDS./15 RET.)

1.	35.3 Nick Williams, 2010
2.	29.3 Robbie Frey, 2009
3.	28.9 Tyvon Branch, 2007
4.	28.5 George Boothe, 1987
5.	26.3 Vin Clements, 1969
6.	25.9 Ted Walton, 1978
7.	25.8 Mike Zito, 1968

### TOUCHDOWNS

1.	2 Nick Williams, 2010
	2 Tyvon Branch, 2007
3.	1 Robbie Frey, 2009
	1 Jordan Todman, 2009
	1 Mike Lang, 2009
	1 Darius Butler, 2005
	1 Larry Taylor, 2004
	1 Jordan Younger, 1998
	1 Tory Taylor, 1998
	1 George Boothe, 1986
	1 Gary DuBose, 1983
	1 Ted Walton, 1978
	1 Herb DeGraffe, 1977
	1 Rich Hedgepeth, 1976
	1 Nick Giaquinto, 1975
	1 Richard Mason, 1975
	1 Mike Zito, 1968

### SCORING

#### TOUCHDOWNS


1.	22 Walt Trojanowski, 1945
2.	18 Donald Brown, 2008
3.	17 Wilbur Gilliard, 1993
4.	16 Terry Caulley, 2002
5.	15 Jordan Todman, 2009
	15 Andre Dixon, 2009
	15 Taber Small, 1999
	15 Arthur Williams, 1926
9.	14 Jordan Todman, 2010
9.	13 Vinny Clements, 1969
	13 Lenny King, 1956

#### PAT/KICK

1.	55/60 Jim McManus, 1998
2.	47/47 Dave Teggart, 2009
	47/49 Matt Nuzie, 2003
	47/48 Marc Hickok, 2002
5.	45/50 Robb Myers, 1997
6.	37/42 Matt Nuzie, 2004
7.	36/36 Dave Teggart, 2010
7.	36/39 Nick Sosik, 1990
8.	35/37 Rob Moons, 1988
9.	34/37 Rob Moons, 1989
10.	34/38 Tony Ciaravino, 2007

#### CONSECUTIVE PATS MADE

1.	47 Dave Teggart, 2009
	47 Marc Hickok, 2002
3.	36 Dave Teggart, 2010
4.	31 Matt Nuzie, 2003
5.	29 Rob Moons, 1988



Larry Taylor holds UConn season and career punt return yardage records and UConn's career punt return touchdown record with four.





# INDIVIDUAL SINGLE-SEASON RECORDS

2017 UCONN FOOTBALL MEDIA GUIDE

## DEFENSE



Kicker Dave Teggart graduated from UConn in 2011 as the school's all-time leader in points scored, field goals and extra points.

### FIELD GOALS

1.	25/31	Dave Teggart, 2010
2.	22/27	Tony Ciaravino, 2007
3.	22/28	Dave Teggart, 2011
4.	20/28	Matt Nuzie, 2004
5.	17/24	David DeArmas, 1995
6.	16/18	Bobby Puyol, 2015
7.	15/23	Mark Carter, 1986
8.	14/23	Dave Teggart, 2009
9.	13/15	Dave Teggart, 2008
10.	13/18	Bobby Puyol, 2016
11.	12/17	Marc Hickok, 2002
	12/17	Marc Hickok, 2001

### CONSECUTIVE FIELD GOALS MADE

1.	11	Dave Teggart, 2008
2.	10	Dave Teggart, 2010
	10	Matt Nuzie, 2004
4.	9	Dave Teggart, 2011
	9	Tony Ciaravino, 2007
	9	David DeArmas, 1994

### POINTS

1.	132	Walt Trojanowski, 1945
2.	111	Dave Teggart, 2010
3.	108	Donald Brown, 2008
4.	102	Wilbur Gilliard, 1993
5.	100	Tony Ciaravino, 2007
6.	97	Matt Nuzie, 2004
7.	95	Dave Teggart, 2011
8.	90	Andre Dixon, 2009
	90	Jordan Todman, 2009
	90	Taber Small, 1999
	90	Arthur Williams, 1926

### TACKLES (SINCE 1974)

1.	184	John Dorsey, 1983
2.	154	John Dorsey, 1982
	154	Don Thompson, 1974
4.	149	Vernon Hargreaves, 1982
5.	144	John Dorsey, 1981
6.	140	Lawrence Wilson, 2009
	140	Alfred Fincher, 2004
	140	Troy Ashley, 1989
9.	139	Mike Jansen, 1986
10.	138	Paul Zenkert, 1994
	138	Paul Duckworth, 1993
	138	Mike Jansen, 1987
	138	Vernon Hargreaves, 1983

### SACKS (SINCE 1973)

1.	13	Mark Michaels, 1984
	13	Steve Beal, 1978
3.	12.5	Trevardo Williams, 2011
4.	11.5	Lindsay Witten, 2009
5.	11	Cody Brown, 2008
	11	Uyi Osunde, 2003
	11	Bruce Bourgojn, 1993
8.	10	Paul Mariano, 1975
	10	Mike Rembish, 1990
10.	9.5	Uyi Osunde, 2002
	9.5	Rob Belcuore, 1992

### TACKLES FOR LOSS (SINCE 1980)

1.	24.5 (-94 yards)	Uyi Osunde, 2003
2.	19 (-40 )	Razul Wallace, 2000
3.	18 (-44)	Maurice Lloyd, 2002
	18 (-55)	Khalid Riley, 1998
5.	17 (-85)	Tyler King, 2003
6.	16.5 (-72)	Cody Brown, 2008
	16.5 (-60)	Cody Brown, 2007
8.	16 (-58)	Sio Moore, 2011
9.	16 (-58)	Jamar Wilkins, 2000
10.	15 (-97)	Trevardo Williams, 2011

### INTERCEPTIONS

1.	10	Lenny King, 1955
2.	8	Jamar Summers, 2015
	8	Mark Chapman, 1992
	8	Matt Latham, 1983
	8	Darrell Wilson, 1980
6.	7	Robert Vaughn, 2007
	7	Rich Fenton, 1974
8.	6	Justin Perkins, 2003
	6	Roy Hopkins, 2002
	6	Mark Chapman, 1991
	6	Matt Latham, 1982
	6	Ted Walton, 1976
	6	Lenny King, 1956



Alfred Fincher is tied for sixth on the single-season record list in tackles with 140 in 2004.

### YARDS (RETURNED)

1.	184	Dave Korponai, 1962
2.	163	Rich Fenton, 1973
	163	Lenny King, 1956
4.	153	Bliidi Wreh-Wilson, 2010
5.	140	Darius Butler, 2005
6.	118	Chris Meyer, 2002
7.	112	Robert Vaughn, 2007
8.	108	Ted Walton, 1978
9.	105	Robert McClain, 2008
10.	104	Andrew Adams, 2014

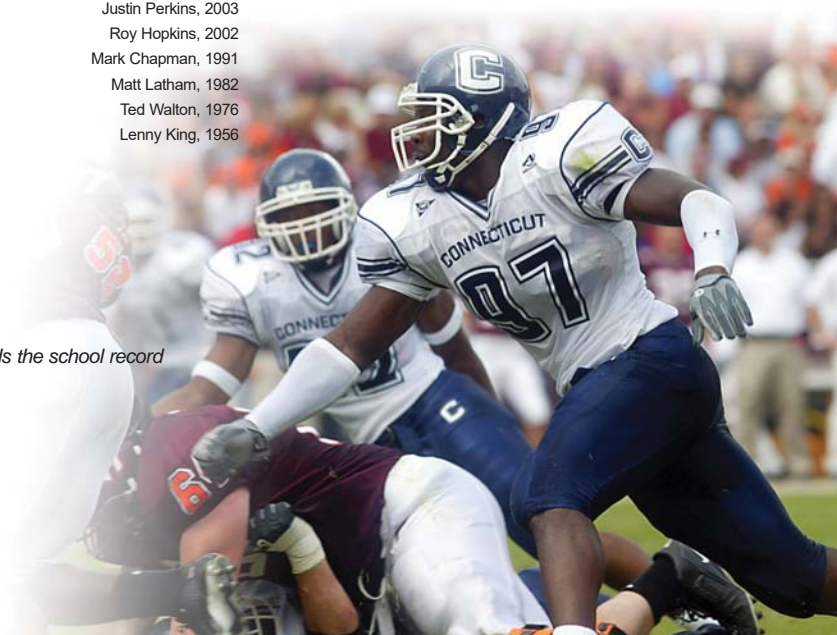
### INTERCEPTION RETURN TOUCHDOWNS

1.	2	Bliidi Wreh-Wilson, 2010
	2	Robert McClain, 2008
	2	Scott Lutrus, 2007
	2	Justin Perkins, 2004

### FUMBLE RETURN TOUCHDOWNS

1.	1	21 Players Tied
----	---	-----------------

**BOLD** indicates returning player



Uyi Osunde holds the school record

# INDIVIDUAL SINGLE-GAME RECORDS



2017 UCONN FOOTBALL MEDIA GUIDE

## TOTAL OFFENSE

### NET YARDS

1.	466	Casey Cochran vs. Memphis, 2013
2.	<b>465</b>	<b>Bryant Shirreffs vs. USF, 2015</b>
3.	434	Brian Hoffmann vs. Massachusetts, 1998
4.	433	Cornelius Benton vs. New Hampshire, 1991
5.	432	Cornelius Benton vs. Yale, 1991
6.	412	Dan Orlovsky vs. Syracuse, 2004
7.	398	Dan Orlovsky vs. Murray State, 2004
8.	369	Cody Endres vs. West Virginia, 2009
9.	362	Zeke Rodgers vs. Boston Univ., 1992
10.	359	Cornelius Benton vs. Yale, 1990
	359	Matt DeGennaro vs. Northeastern, 1988
12.	356	Dan Orlovsky vs. Cincinnati, 2002
	356	Peter Lane vs. Rhode Island, 1985
14.	355	Ryan Tracey vs. Eastern Michigan, 2000
15.	354	Tyler Lorenzen at Duke, 2007
16.	351	Ken Sweitzer vs. New Hampshire, 1981
17.	343	Dan Orlovsky vs. Western Michigan, 2003
18.	340	Shane Stafford vs. William & Mary, 1998
19.	338	Chandler Whitmer vs. ECU, 2014
20.	335	Matt DeGennaro vs. SMU, 1989

### PLAYS

1.	68	Ken Sweitzer vs. New Hampshire, 1981
2.	65	Peter Lane vs. New Hampshire, 1985
3.	64	D.J. Hernandez vs. Cincinnati, 2005
4.	62	Dan Orlovsky vs. Boston College, 2003
	62	Ryan Tracey vs. Louisville, 2000
	62	Matt DeGennaro vs. Delaware, 1990
	62	Matt DeGennaro vs. Boston Univ., 1988
8.	<b>60</b>	<b>Bryant Shirreffs vs. USF, 2015</b>
9.	59	Matt DeGennaro vs. Rhode Island, 1988
10.	58	Dan Orlovsky vs. Georgia Tech, 2004
	58	Dan Orlovsky vs. Utah State, 2001
	58	Brian Hoffmann vs. James Madison, 1999
13.	57	Dan Orlovsky vs. Syracuse, 2004
	57	Matt DeGennaro vs. Northeastern, 1988
	57	Rick Robustelli vs. Holy Cross, 1970
16.	56	Casey Cochran vs. Memphis, 2013
	56	Dan Orlovsky vs. Cincinnati, 2002
	56	Brian Hoffmann vs. Massachusetts, 1998
19.	55	Ryan Tracey vs. Eastern Michigan, 2000
	55	Zeke Rodgers vs. Boston Univ., 1992
	55	Larry Corn vs. Colgate, 1983

### ALL-PURPOSE YARDS

318	Gary DuBose vs. Massachusetts, 1984
-----	-------------------------------------

## RUSHING

### CARRIES

1.	44	Russ Clarke vs. Vermont, 1974
2.	43	Donald Brown vs. Pittsburgh, 2006
3.	37	Jordan Todman vs. Vanderbilt, 2010
	37	Jordan Todman vs. Pittsburgh, 2010
	37	Kevin Wesley vs. Boston University, 1989
6.	36	Donald Brown vs. Temple, 2008
	36	Gary DuBose vs. Massachusetts, 1984
	36	Tony Jordan vs. New Hampshire, 1979
	36	Nick Giaquinto vs. Massachusetts, 1976
10.	35	Ed Long vs. New Hampshire, 1992
11.	34	Donald Brown vs. Pittsburgh, 2008
	34	Donald Brown vs. Baylor, 2008

### RUSHING YARDS

1.	277	Nick Giaquinto vs. Holy Cross, 1976
2.	273	Vinny Clements vs. Rhode Island, 1969
3.	272	Kevin Wesley vs. Massachusetts, 1989
4.	261	Donald Brown vs. Buffalo, 2009 Int. Bowl
5.	256	Tory Taylor vs. Boston University, 1995
6.	252	Wilbur Gilliard vs. Richmond, 1993
7.	246	Gary DuBose vs. Massachusetts, 1984
8.	234	Terry Caulley vs. Buffalo, 2003
9.	223	Kevin Wesley vs. Boston University, 1989
10.	222	Jordan Todman vs. Pittsburgh, 2010
11.	218	Mike Zito vs. Vermont, 1969
12.	214	Donald Brown vs. Temple, 2008
13.	212	Chris Bellamy vs. Kent State, 2003
14.	209	Ed Long vs. Rhode Island, 1992
15.	207	Russ Clarke vs. Vermont, 1974
16.	206	Donald Brown vs. Virginia, 2008
17.	205	Donald Brown vs. Pittsburgh, 2006
	205	Billy Parks vs. Maine, 1983
19.	199	Donald Brown vs. Rutgers, 2006
	199	Tory Taylor vs. Yale, 1995

## RUSHING

### QUARTERBACKS

### YARDS

1.	185	Pete Petrillo vs. Boston University, 1968
2.	130	D.J. Hernandez vs. Pittsburgh, 2006
3.	120	Ken Sweitzer vs. Maine, 1980
4.	115	Pete Petrillo vs. Massachusetts, 1968
5.	<b>100</b>	<b>Bryant Shirreffs vs. USF, 2015</b>
6.	94	Ken Sweitzer vs. Holy Cross, 1978
7.	<b>90</b>	<b>Bryant Shirreffs vs. Cincinnati, 2015</b>
8.	86	D.J. Hernandez vs. Syracuse, 2005
9.	<b>79</b>	<b>Bryant Shirreffs vs. Tulane, 2015</b>
10.	<b>75</b>	<b>Bryant Shirreffs vs. Marshall, 2015</b>
	75	Tyler Lorenzen vs. Temple, 2008
	75	Ken Sweitzer vs. Holy Cross, 1981

## PASSING

### ATTEMPTS

1.	57	Rick Robustelli vs. Holy Cross, 1970
2.	55	Dan Orlovsky vs. Boston College, 2003
3.	54	Casey Cochran vs. Memphis, 2013
	54	Ryan Tracey vs. Louisville, 2000
5.	53	Matt DeGennaro vs. Northeastern, 1988
6.	52	Matt DeGennaro vs. Delaware, 1990
7.	51	Dan Orlovsky vs. Syracuse, 2004
	51	Dan Orlovsky vs. Kent State, 2003
	51	Dan Orlovsky vs. Utah State, 2001
	51	Matt DeGennaro vs. Rhode Island, 1988
	50	Dan Orlovsky vs. Cincinnati, 2001
12.	49	Dan Orlovsky vs. Georgia Tech, 2004
	49	Ryan Tracey vs. Eastern Michigan, 2000
	49	Brian Hoffmann vs. James Madison, 1999
15.	48	Matt DeGennaro vs. Boston Univ., 1988
	48	Larry Corn vs. Colgate, 1983
17.	47	Dan Orlovsky vs. West Virginia, 2004
	47	Peter Lane vs. New Hampshire, 1985
19.	46	Zach Frazer vs. Rutgers, 2009
	46	Luke Richmond vs. New Hampshire, 1999
	46	Shane Stafford vs. New Hampshire, 1998

### COMPLETIONS

1.	39	Dan Orlovsky vs. Syracuse, 2004
2.	36	Casey Cochran vs. Memphis, 2013
3.	33	Matt DeGennaro vs. Northeastern, 1988
	33	Brian Hoffmann vs. James Madison, 1999
5.	32	Matt DeGennaro vs. Delaware, 1990
6.	31	Cornelius Benton vs. Villanova, 1990
7.	30	Matt DeGennaro vs. Rhode Island, 1988
	30	Matt DeGennaro vs. Boston Univ., 1988
9.	29	Dan Orlovsky vs. Navy, 2002
	29	Cornelius Benton vs. New Hampshire, 1991
11.	<b>28</b>	<b>Bryant Shirreffs vs. USF, 2015</b>
	28	Chandler Whitmer vs. W. Michigan, 2012
	28	Dan Orlovsky vs. Buffalo, 2004
	28	Dan Orlovsky vs. Georgia Tech, 2004
	28	Dan Orlovsky vs. Kent State, 2003
	28	Cornelius Benton vs. Delaware, 1991
18.	27	Dan Orlovsky vs. Cincinnati, 2001
	27	Ryan Tracey vs. Louisville, 2000
	27	Bryant Shirreffs vs. Syracuse, 2016
21.	26	Dan Orlovsky vs. Boston College, 2003
	26	Dan Orlovsky vs. Army, 2003
	26	Dan Orlovsky vs. Indiana, 2003
	26	Brian Hoffmann vs. Massachusetts, 1998
	26	Zeke Rodgers vs. Boston Univ., 1992
	26	Cornelius Benton vs. Yale, 1990
	26	Matt DeGennaro vs. Northeastern, 1987
	26	Rick Robustelli vs. Rutgers, 1969

### PASSING YARDS

1.	461	Casey Cochran vs. Memphis, 2013
2.	445	Dan Orlovsky vs. Syracuse, 2004
3.	413	Brian Hoffmann vs. Massachusetts, 1998
4.	406	Cornelius Benton vs. New Hampshire, 1991
5.	402	Cornelius Benton vs. Yale, 1991
6.	382	Dan Orlovsky vs. Murray State, 2004
	382	Dan Orlovsky vs. Cincinnati, 2001
8.	378	Cody Endres vs. West Virginia, 2009
9.	371	Cornelius Benton vs. Yale, 1990
10.	<b>365</b>	<b>Bryant Shirreffs vs. USF, 2015</b>
11.	360	Shane Stafford vs. William & Mary, 1998
	360	Zeke Rodgers vs. Boston Univ., 1992
13.	349	Chandler Whitmer vs. Maryland, 2013

14.	343	Dan Orlovsky vs. Western Michigan, 2003
	343	Peter Lane vs. Rhode Island, 1985
16.	341	Matt DeGennaro vs. Northeastern, 1988
17.	340	Ryan Tracey vs. Eastern Michigan, 2000
18.	339	Matt DeGennaro vs. SMU, 1989
19.	337	Matt DeGennaro vs. Delaware, 1990
20.	335	Matt DeGennaro vs. Rhode Island, 1988
21.	333	Chandler Whitmer vs. W. Michigan, 2012
22.	327	Ryan Tracey vs. Colgate, 2000
	327	Shane Stafford vs. Colgate, 1998
24.	321	Ryan Tracey vs. Northeastern, 2000
	321	Tom DeSarno vs. Boston University, 1991
26.	317	Dan Orlovsky vs. Army, 2003
27.	316	Dan Orlovsky vs. Virginia Tech, 2003
28.	315	Shane Stafford vs. Villanova, 1996
29.	313	Dan Orlovsky vs. Wake Forest, 2003
	313	Shane Stafford vs. Georgia Southern, 1998
31.	312	Shane Stafford vs. Massachusetts, 1997
	312	Ken Sweitzer vs. Rhode Island, 1981
33.	311	Casey Cochran vs. Rutgers, 2013
35.	310	<b>Tim Boyle vs. USF, 2013</b>
	310	Shane Stafford vs. Yale, 1998

## BEST COMPLETION PERCENTAGE

(with 15 or more completions)

1.	88.46% (23-26)	Bryant Shirreffs at Navy, 2016
2.	82.9% (29-35)	Dan Orlovsky vs. Navy, 2002
3.	81.3% (26-32)	Cornelius Benton vs. Yale, 1991
4.	79.2% (19-24)	Matt DeGennaro vs. URI, 1987
5.	76.7% (23-30)	Matt DeGennaro vs. Richmond, 1990
6.	76.6 (23-30)	Cody Endres vs. Rhode Island, 2009
7.	76.5% (39-51)	Dan Orlovsky vs. Syracuse, 2004
8.	<b>76.0% (19-25)</b>	<b>Bryant Shirreffs vs. Army, 2015</b>
	76.0% (19-25)	Chandler Whitmer vs. Pitt, 2012
	76.0% (19-25)	Matt DeGennaro vs. CCSU, 1989
11.	75.8% (25-31)	Casey Cochran vs. Rutgers, 2013
12.	75.0% (18-24)	Shane Stafford vs. Hofstra, 1997
	75.0% (15-20)	Tony Valente vs. URI, 1993
14.	74.1% (20-27)	Matt DeGennaro vs. Yale, 1988
15.	73.7% (28-38)	Dan Orlovsky vs. Buffalo, 2004
	73.7% (28-38)	Cornelius Benton vs. Delaware, 1991
17.	73.9 (17-23)	Cody Endres vs. Pittsburgh, 2009
18.	73.5% (25-34)	Dan Orlovsky vs. Army, 2004
19.	73.3% (22-30)	Tyler Lorenzen at Duke, 2007
	73.3% (22-30)	DeGennaro vs. URI, 1990
21.	<b>72.7% (16-22)</b>	<b>Bryant Shirreffs vs. UCF, 2015</b>
	72.7% (16-22)	Shane Stafford vs. Buffalo, 1997
	72.7% (16-22)	Shane Stafford vs. Boston Univ., 1997
	72.7% (24-33)	Cornelius Benton vs. Yale, 1991

## TOUCHDOWN PASSES

1.	5	Dan Orlovsky vs. Murray State, 2004
	5	Dan Orlovsky vs. Akron, 2003
	5	Dan Orlovsky vs. Army, 2003
4.	4	Casey Cochran vs. Memphis, 2013
	4	Johnny McEntee vs. Western Michigan, 2011
	4	D.J. Hernandez vs. Pittsburgh, 2006
	4	Dan Orlovsky vs. Army, 2004
	4	Ryan Tracey vs. Northeastern, 2000
	4	Brian Hoffmann vs. Massachusetts, 1998
	4	Shane Stafford vs. Hampton, 1998
	4	Shane Stafford vs. Yale, 1998
	4	Shane Stafford vs. Buffalo, 1997
	4	Shane Stafford vs. Massachusetts, 1996
	4	Matt DeGennaro vs. Rhode Island, 1990
	4	Matt DeGennaro vs. Villanova, 1989
	4	Larry Corn vs. Colgate, 1983
	4	Ken Sweitzer vs. Rhode Island, 1980
16.	3	Accomplished 36 times by 11 different QB

## INTERCEPTIONS (THROWN)

1.	5	Rick Robustelli vs. Baldwin-Wallace, 1969
	5	Rick Robustelli vs. Massachusetts, 1969
	5	Rob Trivella vs. Lehigh, 1982
4.	4	Chandler Whitmer vs. Rutgers, 2012
	4	Shane Stafford vs. Maine, 1995
	4	Matt DeGennaro vs. Yale, 1989
	4	Matt DeGennaro vs. Northeastern, 1987
	4	Peter Lane vs. Delaware State, 1986
	4	Peter Lane vs. Delaware State, 1985
	4	Rob Trivella vs. Massachusetts, 1982
	4	Rob Trivella vs. Delaware, 1982
	4	Ken Sweitzer vs. Massachusetts, 1981
	4	Lou Mancari vs. Delaware, 1973
	4	Ray Tellier vs. Holy Cross, 1972
	4	Rick Robustelli vs. Boston University, 1970
	4	Pete Petrillo vs. Boston University, 1967



# INDIVIDUAL SINGLE-GAME RECORDS

2017 UCONN FOOTBALL MEDIA GUIDE

## PASS RECEIVING

### RECEPTIONS

1.	15	Jeremy Davis vs. Memphis, 2013
2.	14	Keith Hugger vs. Delaware, 1981
	14	Noel Thomas vs. Syracuse, 2016
4.	13	Alex Davis vs. Rhode Island, 1991
	13	Alex Davis vs. Delaware, 1991
	13	Mark Didio vs. Rhode Island, 1990
	13	Vin Russell vs. Holy Cross, 1970
8.	12	Mark Didio vs. Boston University, 1991
	12	Noel Thomas vs. USF, 2016
10.	11	Deshon Foxx vs. Memphis, 2013
	11	Monte Nowden vs. Villanova, 1993
	11	Brian Kozlowski vs. Boston Univ., 1992
	11	Mark Didio vs. Rhode Island, 1991
	11	Mark Didio vs. Delaware, 1990
	11	David Dunn vs. Southern Connecticut, 1987
	11	Mike Walsh vs. Massachusetts, 1985
	11	Keith Hugger vs. Rhode Island, 1981
	11	Vin Russell vs. Holy Cross, 1971
	11	John Crisp vs. Rutgers, 1969
	11	Noel Thomas at Navy, 2016
21.	10	Shakim Phillips vs. Maryland, 2013
	10	Cornell Brockington vs. Syracuse, 2004
	10	Shaun Feldeisen vs. Wake Forest, 2003
	10	John Fitzsimmons vs. Kentucky, 1999
	10	John Fitzsimmons vs. New Hampshire, 1999
	10	Brian Kozlowski vs. Villanova, 1990
	10	Mark Didio vs. Richmond, 1990
	10	Glenn Antrum vs. New Hampshire, 1988
	10	Glenn Antrum vs. Massachusetts, 1988

### RECEIVING YARDS

1.	236	Keith Hugger vs. Delaware, 1981
2.	229	Mark Didio vs. Boston University, 1991
	229	Reggie Eccleston vs. Rhode Island, 1980
4.	222	Dak Newton vs. Villanova, 1996
5.	207	Jeremy Davis vs. Memphis, 2013
6.	193	Glenn Antrum vs. Richmond, 1988
7.	186	Vin Russell vs. Holy Cross, 1970
8.	185	Mark Didio vs. Richmond, 1991
9.	182	Mark Didio vs. Rhode Island, 1990
10.	178	Shakim Phillips vs. Maryland, 2013
11.	175	Carl Bond vs. New Hampshire, 1997
	175	Keith Hugger vs. Rhode Island, 1981
13.	166	David Dunn vs. Lehigh, 1985
14.	165	Noel Thomas vs. UCF, 2016
15.	163	Carl Bond vs. Hofstra, 1997
16.	161	Keith Hugger vs. Boston University, 1981
17.	157	Marcus Easley vs. West Virginia, 2009
	157	Dak Newton vs. Massachusetts, 1996
19.	155	Keith Kraham vs. Temple, 1970
20.	153	Mark Didio vs. Rhode Island, 1991
21.	152	Glenn Antrum vs. New Hampshire, 1988

### TOUCHDOWN RECEPTIONS

1.	4	Reggie Eccleston vs. Rhode Island, 1980
2.	3	Dak Newton vs. Villanova, 1996
	3	Mark Didio vs. Boston University, 1991
	3	Joe Bettencourt vs. Ohio Wesleyan, 1950

## PASS RECEIVING —

### TIGHT ENDS

### RECEPTIONS

1.	13	Vin Russell vs. Holy Cross, 1970
2.	11	Brian Kozlowski vs. Boston Univ., 1992
	11	Mike Walsh vs. Massachusetts, 1985
	11	Vin Russell vs. Holy Cross, 1971
5.	10	Brian Kozlowski vs. Villanova, 1990

### YARDS

1.	186	Vin Russell vs. Holy Cross, 1970
2.	151	Brian Kozlowski vs. Boston University, 1992
3.	135	Dan Murray vs. Rutgers, 2004
4.	113	Michael Walsh vs. Massachusetts, 1985
5.	111	Brian Kozlowski vs. Boston University, 1992
6.	106	Robert Farbotko vs. Maine, 1976
7.	103	Anthony Miller vs. Rhode Island, 1988
8.	102	Scott Sweitzer vs. Delaware, 1987

## PUNTING

### NUMBER

1.	13	Rusty Umberger vs. Massachusetts, 1979
	13	Robert Starkel vs. Harvard, 1946

### YARDS

1.	493	Justin Wain at Houston, 2016
2.	454	Robert Starkel vs. Harvard, 1946
3.	449	Adam Coles vs. Temple, 2001
4.	445	Desi Cullen at Cincinnati, 2007
5.	407	Doug Muth vs. Lehigh, 1984
6.	406	Rusty Umberger vs. Massachusetts, 1979

## PUNT RETURNS

### NUMBER

1.	8	Mark Chapman vs. Rhode Island, 1991
	8	David Dunn vs. Northeastern, 1985
	8	Brian Herosian vs. Maine, 1970

### YARDS

1.	145	Joe Markus vs. Maine, 1979
----	-----	----------------------------

### TOUCHDOWNS

1.	2	Matt Latham vs. Yale, 1983
2.	1	32 Times

## KICKOFF RETURNS

### NUMBER

1.	9	Jordan Younger vs. New Hampshire, 1999
2.	7	Darius Butler vs. North Carolina, 2008
	7	Mark Chapman vs. Delaware, 1991
	7	Raymond James vs. Massachusetts, 1980
	7	Rich Hedgepeth vs. Navy, 1975
	7	Eric Torkelson vs. Massachusetts, 1972

### YARDS

1.	184	Tyvon Branch vs. Rutgers, 2007
2.	165	George Boothe vs. Maine, 1986
3.	163	Robbie Frey vs. Rutgers, 2009
4.	153	Carl Bradford vs. Middle Tennessee, 2000
	153	Eric Torkelson vs. Massachusetts, 1972
6.	151	Darius Butler vs. North Carolina, 2008

### TOUCHDOWNS

1.	1	19 Players Tied
----	---	-----------------

## SCORING

### TOUCHDOWNS

1.	6	Walt Trojanowski vs. Worcester Tech, 1945
2.	5	Wilbur Gilliard vs. James Madison, 1993
3.	4	Lyle McCombs vs. Fordham, 2011
	4	Jordan Todman vs. Cincinnati, 2009
	4	Donald Brown vs. Hofstra, 2008
	4	Cornell Brockington vs. Wake Forest, 2003
	4	Cornell Brockington vs. W. Michigan, 2003
	4	Terry Caulley vs. Buffalo, 2003
	4	Terry Caulley vs. Kent State, 2002
	4	Taber Small vs. Villanova, 1999
	4	Wilbur Gilliard vs. Yale, 1992
	4	Reggie Eccleston vs. Rhode Island, 1980
	4	Russ Clarke vs. Vermont, 1974
	4	Keith Kraham vs. Vermont, 1970
	4	Walt Trojanowski vs. Boston Univ., 1945
	4	Walt Trojanowski vs. Maine, 1945
	4	Arthur Williams vs. Trinity, 1926
	4	Arthur Williams vs. Rhode Island, 1926

### RETURN TOUCHDOWNS

1.	2	Matt Latham vs. Yale, 1983 (2 punt return TD's)
----	---	---

## PAT KICK

1.	9	Marc Hickok vs. Kent State, 2002
2.	8	Marc Hickok vs. Florida Atlantic, 2002
	8	Jim McManus vs. Yale, 1998
	8	Bob Segar vs. Rhode Island, 1980
5.	7	Dave Teggart vs. Rhode Island, 2009
	7	Matt Nuzie vs. Rhode Island, 2006
	7	Matt Nuzie vs. Liberty, 2005
	7	Matt Nuzie vs. Murray State, 2004
	7	Robb Myers vs. Massachusetts, 1997
	7	Robb Myers vs. Buffalo, 1997
	7	Bob Segar vs. Maine, 1978
	7	Gerhard Mayer vs. Boston University, 1975

## TWO-POINT CONVERSION

1.	3	Bill Minnerly vs. Northeastern, 1959 (Rush)
----	---	---

## FIELD GOALS

1.	4	Dave Teggart vs. Cincinnati, 2011
	4	Dave Teggart vs. USF, 2010
	4	Dave Teggart vs. Cincinnati, 2008
	4	Matt Nuzie vs. Toledo, 2004
	4	David DeArmas vs. Yale, 1995
	4	Mark Carter vs. Northeastern, 1986
	4	Mark Carter vs. New Hampshire, 1986
	4	Domingos Carlos vs. New Hampshire, 1982

## POINTS

1.	36	Walt Trojanowski vs. Worcester Tech, 1945
2.	30	Wilbur Gilliard vs. James Madison, 1993
3.	24	Lyle McCombs vs. Fordham, 2011
	24	Donald Brown vs. Hofstra, 2008
	24	Cornell Brockington vs. Wake Forest, 2003
	24	Cornell Brockington vs. W. Michigan, 2003
	24	Terry Caulley vs. Buffalo, 2003
	24	Terry Caulley vs. Kent State, 2002
	24	Taber Small vs. Villanova, 1999
	24	Wilbur Gilliard vs. Yale, 1992
	24	Reggie Eccleston vs. Rhode Island, 1980
	24	Russ Clarke vs. Vermont, 1974
	24	Keith Kraham vs. Vermont, 1970
	24	Walt Trojanowski vs. Boston Univ., 1945
	24	Walt Trojanowski vs. Maine, 1945
	24	Arthur Williams vs. Trinity, 1926
	24	Arthur Williams vs. Rhode Island, 1926
	24	John "Scotty" Thompson vs. Norwich, 1937

## DEFENSE

### TACKLES (since 1980)

1.	24	Obi Melifonwu vs. Tulane, 2016
	24	Troy Ashley vs. Massachusetts, 1989
	24	John Dorsey vs. Rhode Island, 1981
	24	Jeff Thomas vs. Massachusetts, 1980
5.	23	John Dorsey vs. Rutgers, 1983
6.	22	John Dorsey vs. Colgate, 1982
	22	Paul Duckworth vs. Towson State, 1993
8.	21	Alfred Fincher vs. West Virginia, 2004
9.	20	Jeff DeLucia vs. New Hampshire, 1998
	20	Mike Jansen vs. Delaware, 1987
	20	Mike Jansen vs. Central Conn., 1986
	20	Vernon Hargreaves vs. Holy Cross, 1983
	20	John Dorsey vs. Maine, 1982

### INTERCEPTIONS

1.	3	<b>Andrew Adams vs. UCF, 2014</b>
	3	Darius Butler vs. Army, 2005
	3	Matt Latham vs. Lehigh, 1984
	3	Marty Bird vs. New Hampshire, 1974
	3	Rich Fenton vs. New Hampshire, 1973
	3	Don Ross vs. Rhode Island, 1949
	3	Leo Pinsky vs. Norwich, 1944

### YARDS

1.	122	Darius Butler vs. Army, 2005
2.	104	Dave Korponai vs. Rhode Island, 1962
3.	100	Dahna Deleston vs. Buffalo, 2009 Int. Bowl
4.	93	Pheno Tombari vs. Wesleyan, 1928
5.	90	Rich Fenton vs. New Hampshire, 1973

### INTERCEPTION RETURN TOUCHDOWNS

1.	1	38 Players Tied
----	---	-----------------

### FUMBLE RETURN TOUCHDOWNS

1.	1	20 Players Tied
----	---	-----------------

# MISC. SINGLE-GAME SUPERLATIVES



2017 UCONN FOOTBALL MEDIA GUIDE

## ALL-TIME UCONN OVERTIME GAMES

Date	Opponent	Result
	<i>Winning Play</i>	
11/24/12	at Louisville <i>Chad Christen 30 field goal</i>	W, 23-20, 3OT
10/13/12	vs. Temple <i>Brandon McManus 29 field goal</i>	L, 17-14, OT
10/29/10	vs. West Virginia <i>Dave Teggart 27 field goal</i>	W, 16-13, OT
11/21/09	at Notre Dame <i>Andre Dixon 4 rush</i>	W, 33-30, 2OT
9/6/08	at Temple <i>Donald Brown 7 rush</i>	W, 12-9, OT
11/11/06	vs. Pittsburgh <i>Donald Brown 10 rush (D.J. Hernandez rush)</i>	W, 46-45, 2OT
10/18/03	at Kent State <i>O'Neil Wilson 14 pass from Dan Orlovsky</i>	W, 34-31, OT
9/28/02	vs. Ball State <i>Mike Langford 37 field goal</i>	L, 21-24, OT
10/16/99	vs. Villanova <i>Joe Kavanaugh 15 pass from Chris Boden</i>	L, 45-48, 3OT
10/17/98	vs. Massachusetts <i>Jim McManus 22 field goal</i>	W, 44-41, OT
10/11/97	at Maine <i>John Tennett 5 pass from Mickey Fein (Dwayne Wilmot pass)</i>	L, 47-49, 3OT
9/11/93	vs. New Hampshire <i>Wilbur Gilliard 14 rush (Nick Sosik kick)</i>	W, 24-23, 2OT
11/16/91	vs. Boston University <i>Jay Hillman 3 rush</i>	L, 26-29, 2OT
10/14/89	vs. Massachusetts <i>Kevin Wesley 11 rush</i>	W, 39-33, OT
10/7/89	at Villanova <i>Jeff Johnson 3 rush</i>	L, 35-41, 6OT
11/15/86	vs. Rhode Island <i>Terry Antrum 6 pass from Peter Lane (Mark Carter kick)</i>	W, 21-14, OT
10/27/84	vs. Maine <i>Jack Leone 25 field goal</i>	L, 10-13, OT

4-2 road)

## ALL-TIME CONNECTICUT

### 50-POINT GAMES

Points	Opponent	Year	Points	Opponent	Year
125	Newport NTS	1949	69	Holy Cross	1919
76	Norwich	1937	66	West Virginia	2007
71	Massachusetts	1956	66	Middle Tennessee	2000
68	Cooper Union	1926	65	Trinity	1909
65	Wesleyan	1908	62	Central Florida	2013
63	Kent State	2002	62	Massachusetts	1999
63	Yale	1998	59	Delaware	1998
63	St. Stephens	1920	56	Temple	2001
62	Texas Southern	2010	56	Hofstra	1999
61	Florida Atlantic	2002	56	Rhode Island	1985
59	Liberty	2005	56	Wesleyan	1911
56	Syracuse	2009	55	Boston College	2000
56	Rhode Island	1980	55	Navy	1975
55	Buffalo	1997	52	Virginia Tech	2001
55	American International	1958	52	Georgia Southern	1998
54	Central Connecticut	1995	51	Rhode Island	1909
54	Boston University	1945	51	Boston College	1928
53	Maine	1945			
52	Rhode Island	2009			
52	Rhode Island	2006			
52	Murray State	2004			
52	Rhode Island	1987			
52	Boston University	1975			
52	City College of NY	1944			
52	Norwich	1936			
52	Conn. Literary Inst.	1913			
51	Wake Forest	2003			
51	Rhode Island	1990			

## ALL-TIME 50-POINT GAMES AGAINST

### LONGEST FIELD GOAL

1.	56	Jim McManus vs. New Hampshire, 1998
2.	53	Dave Teggart at West Virginia, 2011
	53	Dave Teggart at Cincinnati, 2011
	53	Domingos Carlos vs. Holy Cross, 1983
	53	Bob Segar vs. Rhode Island, 1978
6.	52	<b>Bobby Puyol vs. Marshall, 2015</b>
	52	Dave Teggart vs. USF, 2010
	52	Jim McManus vs. Colgate, 1998
	52	David DeArmas vs. Rhode Island, 1994
9.	51	Matt Nuzie vs. Georgia Tech, 2004
10.	50	Dave Teggart vs. Iowa State, 2011
	50	Dave Teggart vs. USF, 2010
	50	Tony Ciaravino vs. Temple, 2007
	50	Matt Nuzie vs. Syracuse, 2005
	50	Mark Carter vs. Richmond, 1986
	50	Roy Lawrence vs. Maine, 1966

## LONGEST RUN FROM SCRIMMAGE

1.	t99	Gerry White vs. Rhode Island, 1960
2.	t98	Terry Caulley vs. Army, 2006
3.	t90	<b>Arkeel Newsome vs. East Carolina</b>
	t90	Ray Jackson vs. Maine, 1970
5.	t86	Barry Chandler vs. Buffalo, 1997
6.	t85	Len Posner vs. Coast Guard, 1936
7.	83	Ed Long vs. Rhode Island, 1992
8.	82	Ed Long vs. Maine, 1992
	82	Ed Waltman vs. Brown, 1939
10.	t77	Nick Giaquinto vs. Holy Cross, 1976
11.	t75	Donald Brown vs. Buffalo, 2009 International Bowl
	t75	Tory Taylor vs. James Madison, 1995
	t75	Vinny Clements vs. Rhode Island, 1969
	t75	Billy DiYeso vs. Maine, 1966

## LONGEST INTERCEPTION RETURN

1.	t100	Dahna Deleston vs. Buffalo, 2009 International Bowl
	t100	Dave Korponai vs. Rhode Island, 1962
3.	t93	Pheno Tombari vs. Wesleyan, 1928
4.	t86	Darius Butler, vs. Army, 2005
5.	t84	Len Posner vs. Coast Guard, 1936
6.	t80	James Rankin vs. Brown, 1936
7.	79	Kendall Reyes vs. Cincinnati, 2010
8.	t77	Louis Waggoner vs. Buffalo, 1997
9.	t76	Bob Strickland vs. Middlebury, 1945
10.	t72	Jeff Thomas vs. Boston University, 1979

## LONGEST PUNT

1.	89	Jim Carriere vs. Maine, 1987
2.	81	Jack Redmond vs. Rutgers, 1965
3.	80	Bob Harris vs. Middlebury, 1941
4.	74	Chris Pavasaris vs. Louisville, 2006
5.	73	David DeArmas vs. Rhode Island, 1995
6.	72	Vinny Clements vs. Vermont, 1970
7.	71	Adam Coles vs. Akron, 2003
	71	Adam Coles vs. Middle Tennessee, 2001
	71	Mike Morelli vs. Kentucky, 1999
	71	Mike Boryczewski vs. Rhode Island, 1967

## LONGEST PUNT RETURN

1.	t96	John Thompson vs. Worcester Tech, 1936
----	-----	--

## LONGEST KICKOFF RETURN

1.	t100	Nick Williams vs. Rutgers, 2010
	t100	Robbie Frey vs. Rutgers, 2009
	t100	Gary DuBose vs. Yale, 1983
	t100	Nick Giaquinto vs. New Hampshire, 1975
4.	t98	Mike Zito vs. Vermont, 1968
	t98	Ted Walton vs. New Hampshire, 1978
6.	t97	Tyvon Branch vs. Rutgers, 2007
	t97	Tyvon Branch vs. Akron, 2007
	t97	Larry Taylor vs. Temple, 2004
9.	96	Jordan Todman vs. Notre Dame, 2009

## LONGEST FUMBLE RECOVERY

1.	t100	Paul Carney vs. Massachusetts, 1935
----	------	-------------------------------------

## LONGEST PASS PLAY

1.	t95	Shane Stafford to Dak Newton vs. Villanova, 1996
2.	t91	Rob Trivella to Keith Hugger vs. Boston University, 1981
3.	t90	Dan Orlovsky to Jason Williams vs. Temple, 2004
4.	t88	Chandler Whitmer to Deshon Foxx vs. ECU, 2014
5.	t84	Luke Richmond to Carl Bond vs. Rhode Island, 1998
6.	t81	Ray Teller to Greg Andrews vs. Vermont, 1972
7.	t80	Dan Orlovsky to Jason Williams vs. Murray State, 2004
	t80	Brandon Bailey to Monte Nowden vs. New Hampshire, 1994
	t80	Cornelius Benton to Mark Didio vs. Richmond, 1991
	t80	Lou Mancari to Ray Jackson vs. Delaware, 1973
	t80	Rick Robustelli to Juan Madry vs. Massachusetts, 1970
	t80	Henry Zaleski to Joe Bettencourt vs. Springfield, 1950

t - indicates touchdown scored on play



# ALL-TIME 100-YARD PERFORMANCES

2017 UCONN FOOTBALL MEDIA GUIDE

## ALL-TIME 100-YARD RUSHING GAMES

Yards	Name	Opponent, Date
2016		
116	Arkeel Newsome	Cincinnati, 10/8
101	Arkeel Newsome	UCF, 10/22
166	Arkeel Newsome	Tulane, 11/25
2015		
100	Bryant Shirreffs	USF, 10/17
179	Arkeel Newsome	East Carolina, 10/30
114	Arkeel Newsome	Houston, 11/21
2014		
102	Deshon Foxx	UCF, 11/1
101	Ron Johnson	SMU, 12/6
2013		
164	Lyle McCombs	USF, 10/12
103	Lyle McCombs	SMU, 11/16
2012		
120	Lyle McCombs	Pittsburgh, 11/9
133	Lyle McCombs	Louisville, 11/24
2011		
143	Lyle McCombs	Fordham, 9/3
118	Lyle McCombs	Vanderbilt, 9/10
136	Lyle McCombs	Western Michigan, 10/1
130	Lyle McCombs	USF, 10/15
124	Lyle McCombs	Pittsburgh, 10/26
152	Lyle McCombs	Syracuse, 11/5
2010		
105	Jordan Todman	Michigan, 9/4
151	Jordan Todman	Texas Southern, 9/11
105	Robbie Frey	Texas Southern, 9/11
192	Jordan Todman	Temple, 9/18
112	Robbie Frey	Buffalo, 9/25
190	Jordan Todman	Vanderbilt, 10/2
128	Jordan Todman	Rutgers, 10/8
113	Jordan Todman	West Virginia, 10/29
222	Jordan Todman	Pittsburgh, 11/11
135	Jordan Todman	Syracuse, 11/20
175	Jordan Todman	Cincinnati, 11/27
121	Jordan Todman	Oklahoma, 1/1
2009		
100	Andre Dixon	Ohio, 9/5
149	Andre Dixon	Baylor, 9/19
103	Jordan Todman	Baylor, 9/19
153	Andre Dixon	Louisville, 10/17
162	Jordan Todman	Cincinnati, 11/7
130	Jordan Todman	Notre Dame, 11/21
114	Andre Dixon	Notre Dame, 11/21
123	Jordan Todman	Syracuse, 11/28
126	Andre Dixon S. Carolina	1/2/10 (Papajohns.com Bowl)
2008		
146	Donald Brown	Hofstra, 8/28
214	Donald Brown	Temple, 9/6
206	Donald Brown	Virginia, 9/13
150	Donald Brown	Baylor, 9/19
190	Donald Brown	Louisville, 9/26
161	Donald Brown	North Carolina, 10/4
107	Donald Brown	Rutgers, 10/18
150	Donald Brown	Cincinnati, 10/25
131	Donald Brown	Syracuse, 11/15
189	Donald Brown	Pittsburgh, 12/6
261	Donald Brown	Buffalo, 1/3/09 (Inter. Bowl)
2007		
129	Andre Dixon	Temple, 9/15
116	Andre Dixon	Akron, 9/29
115	Andre Dixon	Louisville, 10/19
167	Andre Dixon	USF, 10/27
154	Donald Brown	Rutgers, 11/3
129	Donald Brown	West Virginia, 11/24
2006		
118	Donald Brown	Rhode Island, 8/31
152	Terry Caulley	Indiana, 9/23
135	Terry Caulley	Army, 10/14
199	Donald Brown	Rutgers, 10/29
205	Donald Brown	Pittsburgh, 11/11
130	D.J. Hernandez	Pittsburgh, 11/11
122	Donald Brown	Louisville, 12/2
2005		
100	Terry Caulley	Buffalo, 9/1
115	Cornell Brockington	Liberty, 9/10
2004		
105	Cornell Brockington	Boston Coll., 9/17
111	Cornell Brockington	Army, 9/25
185	Cornell Brockington	Pittsburgh, 9/30
181	Cornell Brockington	Temple, 10/23
123	Cornell Brockington	Syracuse, 10/30
136	Cornell Brockington	Buffalo, 11/20
2003		
166	Terry Caulley	Indiana, 8/30
102	Terry Caulley	Army, 9/6
234	Terry Caulley	Buffalo, 9/20
166	Chris Bellamy	N.C. State, 10/11
212	Chris Bellamy	Kent State, 10/18
105	Chris Bellamy	Akron, 10/25
186	Cornell Brockington	W. Michigan, 11/1
182	Cornell Brockington	Wake Forest, 11/15

2002		
136	Terry Caulley	Buffalo, 9/14
117	Terry Caulley	Ohio, 9/21
131	Terry Caulley	Ball State, 9/28
105	Terry Caulley	Florida Atlantic, 11/2
174	Terry Caulley	Kent State, 11/9
157	Terry Caulley	Navy, 11/16
191	Terry Caulley	Iowa State, 11/23
2001		
100	Chandler Poole	Middle Tennessee, 11/17
2000		
143	Taber Small	Buffalo, 9/16
124	Evan Benson	South Florida, 10/28
108	Taber Small	Rhode Island, 11/11
1999		
175	Taber Small	Villanova, 10/16
1998		
124	Barry Chandler	Colgate, 9/5
120	Barry Chandler	Maine, 9/19
130	Barry Chandler	Hofstra, 10/10
1997		
144	Recolon Jumpp	Hofstra, 9/20
117	Barry Chandler	Buffalo, 10/4
165	Recolon Jumpp	Rhode Island, 10/25
118	Barry Chandler	Boston University, 11/1
109	Recolon Jumpp	Boston University, 11/1
1996		
135	Hezekiah Faison	Yale, 9/28
109	Hezekiah Faison	Villanova, 10/5
1995		
161	Wilbur Gilliard	New Hampshire, 9/9
125	Wilbur Gilliard	Central Connecticut, 9/16
123	Wilbur Gilliard	Buffalo, 9/23
154	Wilbur Gilliard	Yale, 9/30
199	Tory Taylor	Yale, 9/30
179	Tory Taylor	Maine, 10/14
178	Tory Taylor	Rhode Island, 10/21
256	Tory Taylor	Boston University, 11/4
150	Tory Taylor	James Madison, 11/11
1994		
103	Ed Long	Troy State, 9/10
139	Ed Long	Richmond, 9/17
1993		
147	Wilbur Gilliard	New Hampshire, 9/11
252	Wilbur Gilliard	Richmond, 10/30
173	Wilbur Gilliard	Rhode Island, 11/6
1992		
148	Ed Long	New Hampshire, 9/12
120	Ed Long	Yale, 10/3
198	Wilbur Gilliard	Yale, 10/3
135	Ed Long	Maine, 10/24
157	Wilbur Gilliard	Richmond, 10/31
107	Lenny Dandridge	Boston University, 11/14
209	Ed Long	Rhode Island, 11/21
1991		
120	Lenny Dandridge	Furman, 9/7
121	Lenny Dandridge	Villanova, 9/28
119	Ed Long	Yale, 10/5
118	Ed Long	Massachusetts, 10/19
192	Ed Long	Richmond, 11/2
117	Ed Long	Boston University, 11/16
1990		
109	Kevin Wesley	North Carolina, 9/15
121	Victor Taylor	Yale, 9/29
121	Victor Taylor	Maine, 10/20
135	Kevin Wesley	Boston University, 11/10
125	Kevin Wesley	Rhode Island, 11/17
1989		
272	Kevin Wesley	Massachusetts, 10/14
154	Kevin Wesley	Richmond, 10/28
115	Kevin Wesley	Delaware, 11/4
223	Kevin Wesley	Boston University, 11/11
196	Kevin Wesley	Rhode Island, 11/18
1988		
117	Jeffrey Gallaher	Richmond, 9/10
114	George Boothe	Yale, 9/24
101	Jeffrey Gallaher	Yale, 9/24
102	George Boothe	Villanova, 10/8
132	George Boothe	Massachusetts, 10/15
115	George Boothe	Delaware, 11/5
158	George Boothe	Boston University, 11/12
131	George Boothe	Rhode Island, 11/19
1987		
118	Jeffrey Gallaher	So. Connecticut, 9/12
143	George Boothe	Northeastern, 9/19
161	George Boothe	Yale, 9/26
123	Jeffrey Gallaher	New Hampshire, 11/21
1986		
106	Jeffrey Gallaher	Yale, 9/27
110	Jeffrey Gallaher	Delaware State, 10/11

1985		
141	Jeffrey Gallaher	Boston University, 11/9
135	Jeffrey Gallaher	Rhode Island, 11/16
1984		
103	Billy Parks	Lafayette, 10/13
113	Billy Parks	Maine, 10/27
246	Gary DuBose	Maine, 10/27
1983		
140	Billy Parks	Yale, 9/24
205	Billy Parks	Maine, 10/22
152	Billy Parks	Massachusetts, 10/29
101	Billy Parks	Rhode Island, 11/12
145	Billy Parks	Colgate, 11/19
1981		
124	Joe Markus	Northeastern, 9/19
103	Mike Harkins	Maine, 10/24
1980		
120	Ken Sweitzer	Maine, 10/25
1979		
170	Tony Jordan	New Hampshire, 10/6
138	Joe Markus	Rhode Island, 11/17
1978		
144	Tony Jordan	Northeastern, 9/23
104	Tony Jordan	Holy Cross, 11/25
1977		
164	Robin Anderson	Boston University, 11/5
1976		
104	Nick Giaquinto	Colgate, 9/11
110	Richard Mason	New Hampshire, 10/2
144	Nick Giaquinto	Maine, 10/16
143	Nick Giaquinto	Massachusetts, 10/23
227	Nick Giaquinto	Holy Cross, 11/20
1975		
117	Nick Giaquinto	Boston University, 11/7
1974		
207	Russell Clarke	Vermont, 9/21
109	Martin Bird	New Hampshire, 10/5
103	Russell Clarke	Maine, 10/19
1973		
151	Eric Torkelson	Vermont, 9/22
161	Eric Torkelson	Yale, 9/29
104	Eric Torkelson	New Hampshire, 10/6
148	Eric Torkelson	Maine, 10/20
109	Eric Torkelson	Massachusetts, 10/27
164	Eric Torkelson	Rutgers, 11/3
126	Eric Torkelson	Rhode Island, 11/17
1970		
101	Vin Clements	Vermont, 9/19
156	Vin Clements	New Hampshire, 10/3
1969		
129	Vin Clements	New Hampshire, 10/4
146	Vin Clements	Maine, 10/18
146	Vin Clements	Rutgers, 11/8
273	Vin Clements	Rhode Island, 11/15
1968		
132	Vin Clements	Yale, 9/28
115	Vin Clements	Massachusetts, 10/26
140	Vin Clements	Boston University, 11/2
137	Vin Clements	Rutgers, 11/9
161	Vin Clements	Rhode Island, 11/16
118	Vin Clements	Holy Cross, 11/23

\*dating back to 1968

### ALL-TIME 100-YARD GAME LEADERS

100-YARD RUSHING GAMES - CAREER	100-YARD RECEIVING GAMES - CAREER
17 Donald Brown (2006-08)	16 Mark Didio (1988-91)
14 Jordan Todman (2008-10)	11 John Fitzsimmons (1996-00)
13 Terry Caulley (2002-06)	9 Carl Bond (1995-98)
12 Vin Clements (1968-1970)	9 Alex Davis (1989-92)
10 Lyle McCombs (2011-13)	8 David Dunn (1985-87)
Ed Long (1991-94)	8 Noel Thomas (2013-16)
9 Andre Dixon (2006-09)	7 Glenn Antrum (1985-88)
9 Cornell Brockington (2003-05)	7 Keith Hugger (1979-82)
9 Wilbur Gilliard (1992-95)	7 Jeremy Davis (2011-14)
6 Reggie Eccleston (1976, 1979-80)	6 Keith Hugger (1981)
6 Reggie Eccleston (1980)	6 Reggie Eccleston (1980)
6 George Boothe (1988)	5 John Fitzsimmons (1998)
6 Vin Clements (1968)	5 John Fitzsimmons (1998)
	5 Carl Bond (1997)
	5 Tory Taylor (1997)

# ALL-TIME 100-YARD PERFORMANCES



2017 UCONN FOOTBALL MEDIA GUIDE

## ALL-TIME 100-YARD RECEIVING GAMES

\*dating back to 1970

Yards	Name	Opponent, Date
2016		
116	Noel Thomas	Houston, 11/21
111	Noel Thomas	Houston, 11/21
135	Noel Thomas	Houston, 11/21
108	Noel Thomas	Houston, 11/21
127	Noel Thomas	Houston, 11/21
165	Noel Thomas	Houston, 11/21
135	Noel Thomas	Houston, 11/21
2015		
108	Noel Thomas	Houston, 11/21
2014		
113	Jeremy Davis	Stony Brook, 9/6
107	Deshon Foxx	Boise State, 9/13
120	Deshon Foxx	ECU, 10/23
2013		
100	Jeremy Davis	Towson, 8/29
178	Shakim Phillips	Maryland, 9/14
102	Jeremy Davis	Buffalo, 9/28
140	Jeremy Davis	Cincinnati, 10/19
117	Deshon Foxx	Rutgers, 11/30
207	Jeremy Davis	Memphis, 12/7
137	Deshon Foxx	Memphis, 12/7
2012		
123	Jeremy Davis	Western Michigan, 9/22
100	Shakim Phillips	Temple, 10/13
2011		
143	Isiah Moore	Iowa State, 9/16
113	Nick Williams	Buffalo, 9/24
112	Kashif Moore	Western Michigan, 10/1
106	Kashif Moore	Pittsburgh, 10/26
110	Kashif Moore	Louisville, 11/19
2010		
130	Mike Smith	Buffalo, 9/25
2009		
100	Marcus Easley	Pittsburgh, 10/10
108	Marcus Easley	Louisville, 10/17
157	Marcus Easley	West Virginia, 10/24
105	Marcus Easley	Syracuse, 11/28
122	Marcus Easley	South Florida, 12/5
2008		
103	D.J. Hernandez	North Carolina, 10/4
2004		
128	Jason Williams	Murray State, 9/4
112	Keron Henry	Duke, 9/11
117	Keron Henry	Army, 9/25
138	Jason Williams	Temple, 10/23
109	Keron Henry	Syracuse, 10/30
135	Dan Murray	Rutgers, 11/25
109	Keron Henry	Toledo, 12/27
2003		
100	Brandon Young	Lehigh, 10/4
101	O'Neil Wilson	N.C. State, 10/11
129	Shaun Feldeisen	Wake Forest, 11/15
2002		
101	Shaun Feldeisen	Georgia Tech, 9/7
2001		
109	Wes Timko	Cincinnati, 11/3
2000		
124	John Fitzsimmons	Eastern Michigan, 9/2
104	John Fitzsimmons	Northeastern, 9/23
129	Steve O'Connor	Boston College, 10/7
108	John Fitzsimmons	Middle Tennessee, 11/4
1999		
107	John Fitzsimmons	Villanova, 10/16
111	John Fitzsimmons	James Madison, 10/23
126	John Fitzsimmons	New Hampshire, 11/13
1998		
142	John Fitzsimmons	Colgate, 9/5
128	Carl Bond	Colgate, 9/5
112	John Fitzsimmons	New Hampshire, 10/3
104	Carl Bond	Hofstra, 10/10
118	John Fitzsimmons	Massachusetts, 10/17
113	Carl Bond	Massachusetts, 10/17
101	Carl Bond	Rhode Island, 10/24
108	John Fitzsimmons	Northeastern, 10/31
102	Tory Taylor	Delaware, 11/7
116	John Fitzsimmons	William & Mary, 11/14
1997		
111	Tory Taylor	Northeastern, 9/13
163	Carl Bond	Hofstra, 9/20
107	Tory Taylor	Yale, 9/27
119	Tory Taylor	Buffalo, 10/4
147	Carl Bond	Maine, 10/11
114	Carl Bond	William & Mary, 10/18
151	Tory Taylor	Boston University, 11/1

142	Carl Bond	Massachusetts, 11/15
109	Tory Taylor	Massachusetts, 11/15
175	Carl Bond	New Hampshire, 11/22
1996		
107	Dak Newton	Buffalo, 9/7
133	Dak Newton	Northeastern, 9/14
222	Dak Newton	Villanova, 10/5
157	Dak Newton	Massachusetts, 11/16
1994		
105	Brian Reid	Maine, 10/15
1993		
111	Monte Nowden	Villanova, 10/9
128	Monte Nowden	Maine, 10/23
1992		
117	Alex Davis	Maine, 10/24
151	Brian Kozlowski	Boston University, 11/14
118	Alex Davis	Boston University, 11/14
104	Alex Davis	Rhode Island, 11/21
1991		
130	Mark Didio	New Hampshire, 9/14
151	Alex Davis	New Hampshire, 9/14
126	Mark Didio	Lehigh, 9/21
111	Brian Kozlowski	Lehigh, 9/21
108	Alex Davis	Yale, 10/5
128	Mark Didio	Yale, 10/5
107	Alex Davis	Maine, 10/26
185	Mark Didio	Richmond, 11/2
104	Alex Davis	Delaware, 11/9
106	Mark Didio	Delaware, 11/9
229	Mark Didio	Boston University, 11/16
1990		
107	Mark Didio	North Carolina, 9/15
131	Mark Didio	Yale, 9/29
105	Alex Davis	Yale, 9/29
112	Mark Didio	Villanova, 10/6
121	Alex Davis	Maine, 10/20
113	Mark Didio	Maine, 10/20
149	Mark Didio	Richmond, 10/27
119	Mark Didio	Delaware, 11/3
105	Mark Didio	Boston University, 11/10
182	Mark Didio	Rhode Island, 11/17
1989		
135	Mark Didio	Central Connecticut, 9/9
148	Mark Didio	Southern Methodist, 9/16
108	Michael Nolan	Southern Methodist, 9/16
101	Mark Didio	Boston University, 11/11
102	Michael Nolan	Rhode Island, 11/18
1988		
153	Glenn Antrum	Richmond, 9/10
152	Glenn Antrum	New Hampshire, 9/17
114	Glenn Antrum	Northeastern, 10/1
107	Glenn Antrum	Villanova, 10/8
116	Glenn Antrum	Maine, 10/22
136	Glenn Antrum	Southern Connecticut, 10/29
103	Anthony Miller	Rhode Island, 11/19
1987		
144	David Dunn	Southern Connecticut, 9/12
120	David Dunn	Massachusetts, 10/17
102	Scott Sweitzer	Delaware, 11/7
149	Glenn Antrum	Rhode Island, 11/14
1986		
115	David Dunn	New Hampshire, 10/4
129	David Dunn	Northeastern, 10/18
124	David Dunn	Rhode Island, 11/15
121	David Dunn	Massachusetts, 11/22
1985		
115	David Dunn	Northeastern, 9/14
166	David Dunn	Lehigh, 9/21
113	Michael Walsh	Massachusetts, 11/2
1984		
131	Brian McGillicuddy	Boston University, 11/10
117	Brian McGillicuddy	Rhode Island, 11/17
1983		
115	Brian McGillicuddy	Colgate, 11/19
1982		
131	Keith Hugger	Colgate, 9/11
1981		
110	Keith Hugger	Bucknell, 9/12
112	David Debish	New Hampshire, 10/3
123	Keith Hugger	Maine, 10/24
123	Keith Hugger	Massachusetts, 10/31
161	Keith Hugger	Boston University, 11/7
175	Keith Hugger	Rhode Island, 11/14
236	Keith Hugger	Delaware, 11/27

1980		
114	Reggie Eccleston	New Hampshire, 9/6
113	Reggie Eccleston	Yale, 9/27
100	Reggie Eccleston	Colgate, 10/4
117	Reggie Eccleston	Holy Cross, 10/18
115	Reggie Eccleston	Maine, 10/25
229	Reggie Eccleston	Rhode Island, 11/15
1976		
106	Robert Farbotko	Maine, 10/16
1973		
121	Allan MacLellan	Yale, 9/29
1970		
155	Keith Kraham	Temple, 10/17
186	Vincent Russell	Holy Cross, 11/21

### THE 200-YARD CLUB

#### RUSHING

Yards	Name	Opponent, Date
277	Nick Giaquinto	Holy Cross, 1976
273	Vinny Clements	Rhode Island, 1969
272	Kevin Wesley	Massachusetts, 1989
261	Donald Brown	Buffalo, 2009 Int. Bowl
256	Tory Taylor	Boston Univ., 1995
252	Wilbur Gilliard	Richmond, 1993
246	Gary DuBose	Massachusetts, 1984
234	Terry Caulley	Buffalo, 2003
223	Kevin Wesley	Boston Univ., 1989
222	Jordan Todman	Pittsburgh, 2010
218	Mike Zito	Vermont, 1969
214	Donald Brown	Temple, 2008
212	Chris Bellamy	Kent State, 2003
206	Donald Brown	Virginia, 2008
209	Ed Long	Rhode Island, 1992
207	Russ Clarke	Vermont, 1974
205	Donald Brown	Pittsburgh, 2006
205	Billy Parks	Maine, 1983

#### RECEIVING

Yards	Name	Opponent, Date
236	Keith Hugger	Delaware, 1985
229	Mark Didio	Boston Univ., 1991
229	Reggie Eccleston	Rhode Island, 1980
222	Dak Newton	Villanova, 1996
207	Jeremy Davis	Memphis, 2013

### ALL-TIME 100-YARD GAME SUPERLATIVES

#### GAMES WITH TWO 100-YARD RUSHERS (9)

2010 vs. Texas Southern (Todman 151, Frey 105)  
 2009 vs. Baylor (Dixon 149, Todman 103)  
 2009 vs. Notre Dame (Todman 130, Dixon 114)  
 2006 vs. Pitt (Do. Brown 205, Hernandez 130)  
 1997 vs. BU (Chandler 118, Jumper 109)  
 1995 vs. Yale (Taylor 199, Gilliard 154)  
 1992 vs. Yale (Gilliard 198, Long 120)  
 1988 vs. Yale (Boothe 114, Gallaher 101)  
 1984 vs. Maine (DuBose 246, Parks 113)

#### GAMES WITH TWO 100-YARD RECEIVERS (12)

2013 vs. Memphis (Davis 207, Foxx 137)  
 1998 vs. Colgate (Fitzsimmons 142, Bond 128)  
 1998 vs. UMass (Fitzsimmons 118, Bond 113)  
 1997 vs. UMass (Bond 142, Taylor 109)  
 1992 vs. BU (Kozlowski 151, Davis 118)  
 1991 vs. UNH (Davis 151, Didio 130)  
 1991 vs. Lehigh (Didio 126, Kozlowski 111)  
 1991 vs. Yale (Didio 128, Davis 108)  
 1991 vs. Delaware (Didio 106, Davis 104)  
 1990 vs. Yale (Didio 131, Davis 105)  
 1990 vs. Maine (Davis 121, Didio 113)  
 1989 vs. SMU (Didio 148, Nolan 108)

#### GAMES WITH A 100-YARD RUSHER AND 100-YARD RECEIVER (39)

Last 11/21/15 vs. Houston

#### MOST GAMES WITH A 100-YARD RUSHER

11 (2008 and 2010)

#### MOST GAMES WITH A 100-YARD RECEIVER

9 (1997)

#### MOST 100-YARD RUSHERS IN A SEASON

12 (2010)

#### MOST 100-YARD RECEIVERS IN A SEASON

10 (1998, 1997, 1991, 1990)



### THE LAST TIME AN INDIVIDUAL...

#### KICKOFF RETURN FOR A TOUCHDOWN

By UConn: Robbie Frey (95), vs. Oklahoma, Jan. 1, 2011  
By Opp.: Brandon Wilson (94), Houston, Nov. 21, 2015

#### OPENING KICKOFF RETURN FOR A TOUCHDOWN

By UConn: Larry Taylor (97), vs. Temple, Oct. 23, 2004  
By Opp.: Adrian Bushell (100), Louisville, Nov. 19, 2011

#### STANDARD PUNT RETURN FOR A TOUCHDOWN

By UConn: Deshon Foxx (72), vs. Stony Brook, Sept. 6, 2014  
By Opp.: Doug Beaumont (74), Louisville, Oct. 23, 2010

#### BLOCKED PUNT RETURN FOR A TOUCHDOWN

By UConn: Max DeLorenzo (0), vs. Massachusetts, Aug. 30, 2012  
By Opp.: Charles Gaines (7), Louisville, Nov. 8, 2013

#### INTERCEPTION RETURN FOR A TOUCHDOWN

By UConn: Jamar Summers (67), at Tulane, Nov. 7, 2015  
By Opp.: Matt Milano (19), at Boston College, Nov. 19, 2016

#### FUMBLE RETURN FOR A TOUCHDOWN

By UConn: Jamar Summers (86), at Navy, Sept. 10, 2016  
By Opp.: Alohi Gilman (2), Navy, Sept. 10, 2016

#### 30-PLUS CARRIES

By UConn: Arkeel Newsome (32), vs. Houston, Nov. 21, 2015  
By Opp.: Marlon Mack (31), USF, Sept. 19, 2014

#### 100 YARDS RUSHING

By UConn: Arkeel Newsome (101), vs. UCF, Oct. 22, 2016  
By Opp.: Quinton Flowers (157), USF, Oct. 15, 2016

#### 150 YARDS RUSHING

By UConn: Arkeel Newsome (179), vs. ECU, Oct. 30, 2015  
By Opp.: Quinton Flowers (157), USF, Oct. 15, 2016

#### 200 YARDS RUSHING

By UConn: Jordan Todman (222), vs. Pittsburgh, Nov. 11, 2010  
By Opp.: Ray Rice (217), Rutgers, Oct. 22, 2005

#### THREE RUSHING TOUCHDOWNS

By UConn: Lyle McCombs (4), vs. Fordham, Sept. 3, 2011  
By Opp.: Quinton Flowers (3), USF, Oct. 15, 2016

#### FOUR-PLUS RUSHING TOUCHDOWNS

By UConn: Lyle McCombs (4), vs. Fordham, Sept. 3, 2011  
By Opp.: Tony Hollings (4), Georgia Tech, Sept. 7, 2002

#### RUSHING TOUCHDOWN AND A RECEIVING TOUCHDOWN

By UConn: Arkeel Newsome, vs. USF, Oct. 15, 2016  
By Opp.: Storm Johnson, UCF, Oct. 26, 2013

#### 50-PLUS PASSING ATTEMPTS

By UConn: Casey Cochran (54), vs. Memphis, Dec. 7, 2013  
By Opp.: Hayden Moore (56), Cincinnati, Oct. 8, 2016

#### 300 YARDS PASSING

By UConn: Bryant Shirreffs (306), at USF, Oct. 15, 2016  
By Opp.: McKenzie Milton (317), UCF, Oct. 22, 2016

#### 400 YARDS PASSING

By UConn: Casey Cochran (461), vs. Memphis, Dec. 7, 2013  
By Opp.: Eric Dungey (407), Syracuse, Sept. 24, 2016

#### THREE TOUCHDOWN PASSES

By UConn: Casey Cochran (4), vs. Memphis, Dec. 7, 2013  
By Opp.: Phillip Walker(3), Temple, Nov. 4, 2016

#### FOUR-PLUS TOUCHDOWN PASSES

By UConn: Casey Cochran (4), vs. Memphis, Dec. 7, 2013  
By Opp.: Paxton Lynch (4), Memphis, Nov. 29, 2014

#### TEN-PLUS RECEPTIONS

By UConn: Noel Thomas (12), at USF, Oct. 15, 2016  
By Opp.: Zay Jones (19), ECU, Oct. 29, 2016

#### 100 YARDS RECEIVING

By UConn: Noel Thomas (135), at ECU, Oct. 29, 2016  
By Opp.: Zay Jones (185), ECU, Oct. 29, 2016

#### 150 YARDS RECEIVING

By UConn: Noel Thomas (165), vs. UCF, Oct. 22, 2016  
By Opp.: Zay Jones (185), ECU, Oct. 29, 2016

#### 200 YARDS RECEIVING

By UConn: Jeremy Davis (207), vs. Memphis, Dec. 7, 2013  
By Opp.: Amba Etta-Tawo (270), Syracuse, Sept. 24, 2016

#### TWO RECEIVING TOUCHDOWNS

By UConn: Noel Thomas (2), vs. Houston, Nov. 21, 2015  
By Opp.: Amba Etta-Tawo (2), Syracuse, Sept. 24, 2016

#### THREE-PLUS RECEIVING TOUCHDOWNS

By UConn: Dak Newton (3), vs. Villanova, Oct. 5, 1996  
By Opp.: Rodney Adams (3), USF, Oct. 17, 2015

#### 70-YARD PUNT

By UConn: Chris Pavasaris (74), at Louisville, Dec. 2, 2006  
By Opp.: Tyson Beattie (71), Indiana, Sept. 23, 2006

#### MADE A 50-PLUS YARD FIELD GOAL

By UConn: Bobby Puyol (52), St. Petersburg Bowl vs. Marshall, Dec. 26, 2015  
By Opp.: Matthew Wright (50), UCF, Oct. 22, 2016

#### THREE FIELD GOALS

By UConn: Bobby Puyol (3), vs. UCF, Oct. 22, 2016  
By Opp.: Josh Pasley (3), Cincinnati, Oct. 8, 2016

#### FOUR FIELD GOALS

By UConn: Dave Teggart (4), at Cincinnati, Dec. 3, 2011  
By Opp.: Andrew Gantz (4), Cincinnati, Oct. 24, 2015

#### TWO SACKS

By UConn: Cole Ormsby (2.0), at Houston, Sept. 29, 2016  
By Opp.: Kevin Kavaleck(2.0), at BC, Nov. 19, 2016

#### THREE-PLUS SACKS

By UConn: Trevarde Williams (3.0), at Louisville, Nov. 24, 2012  
By Opp.: Augie Sanchez (3.0), at USF, Oct. 15, 2016

#### TWO INTERCEPTIONS

By UConn: Obi Melifonwu (2), vs. Temple, Nov. 4, 2016  
By Opp.: Chris Carnegie (2), vs. Army, Nov. 8, 2014

#### THREE-PLUS INTERCEPTIONS

By UConn: Andrew Adams (3), vs. UCF, Nov. 1, 2014  
By Opp.: Derek Carter (3), Maine, Oct. 14, 1995



## THE LAST TIME A TEAM...

**BLOCKED PUNT**

By UConn: vs. Massachusetts, Aug. 30, 2012  
(Taylor Mack block of Jeff Strait)  
By Opp.: Missouri, Sept. 19, 2015  
(Clarence Green block of Justin Wain)

**BLOCKED FIELD GOAL**

By UConn: at Navy, Sept. 10, 2016  
(Foley Fatukasi block of Bennett Moehring)  
By Opp.: Tulane, Nov. 7, 2015  
(Parry Nickerson block of Bobby Puyol)

**100-YARD RUSHER AND A 300-YARD PASSER**

By UConn: vs. USF, Oct. 17, 2015  
(Bryant Shirreffs, both)  
By Opp.: Cincinnati, Oct. 24, 2015  
(Hosey Williams, Mike Boone and Gunner Kiel)

**100-YARD RECEIVER AND A 300-YARD PASSER**

By UConn: at USF, Oct. 15, 2016  
(Noel Thomas and Bryant Shirreffs)  
By Opp.: Syracuse, Sept. 24, 2016  
(Eric Dungey and Amba Etta-Tawo)

**100-YARD RUSHER, 100-YARD RECEIVER AND A 300-YARD PASSER**

By UConn: at W. Michigan, Sep. 22, 2012  
(Lyle McCombs, Jeremy Davis and Chandler Whitmer)  
By Opp.: Notre Dame, Nov. 21, 2009  
(Armando Allen, Golden Tate, Michael Floyd, and Jimmy Clausen)

**TWO 100-YARD RUSHERS**

By UConn: vs. Texas Southern, Sept. 11, 2010  
(Jordan Todman and Robbie Frey)  
By Opp.: USF, Oct. 15, 2016  
(Marion Mack and Quinton Flowers)

**TWO 100-YARD RECEIVERS**

By UConn: vs. Memphis, Dec. 7, 2013  
(Jeremy Davis and Deshon Foxx)  
By Opp.: East Carolina, Oct. 23, 2014  
(Justin Hardy and Cam Worthy)

**TWO QBS THROW OVER 100 YARDS**

By UConn: vs. BYU, Aug. 29, 2014  
(Casey Cochran and Chandler Whitmer)  
By Opp.: Rutgers, Nov. 26, 2011  
(Chas Dodd and Gary Nova)

**30-PLUS FIRST DOWNS**

By UConn: 31, vs. Memphis, Dec. 7, 2013  
By Opp.: 31, BYU, Oct. 2, 2015

**FEWER THAN 10 FIRST DOWNS**

By UConn: 8, at Boston College, Nov. 19, 2016  
By Opp.: 9, Tulane, Nov. 7, 2015

**LESS THAN 50 YARDS RUSHING**

By UConn: -6, at Boston College, Nov. 19, 2016  
By Opp.: 2, Cincinnati, Oct. 8, 2016

**ATTEMPTED 50-PLUS PASSES**

By UConn: 55, vs. Memphis, Dec. 7, 2013  
By Opp.: 56, Cincinnati, Oct. 8, 2016

**300 YARDS RUSHING**

By UConn: 358, vs. Buffalo, Jan. 3, 2009  
By Opp.: 303, Navy, Sept. 26, 2015

**400 YARDS PASSING**

By UConn: 463, vs. Memphis, Dec. 7, 2013  
By Opp.: 407, Syracuse, Sept. 24, 2016

**LESS THAN 100 YARDS PASSING**

By UConn: 69, vs. Temple, Nov. 4, 2016  
By Opp.: 40, Navy, Sept. 26, 2015

**90-PLUS OFFENSIVE PLAYS**

By UConn: 91, vs. Syracuse, Sept. 24, 2016  
By Opp.: 95, BYU, Oct. 2, 2015

**500 YARDS OF TOTAL OFFENSE**

By UConn: 528, vs. USF, Oct. 17, 2015  
By Opp.: 540, Houston, Sept. 29, 2016

**600 YARDS OF TOTAL OFFENSE**

By UConn: 600, vs. Liberty, Sept. 10, 2005  
By Opp.: 612, Cincinnati, Oct. 24, 2015

**TEN-PLUS PUNTS**

By UConn: 12, at Houston, Sept. 29, 2016  
By Opp.: 11, Tulane, Nov. 7, 2015

**ZERO PUNTS**

By UConn: at Syracuse, Oct. 30, 2004  
By Opp.: unknown (records available since 1961)

**SUCCESSFUL ONSIDE KICK**

By UConn: vs. Navy, Sept. 26, 2015  
By Opp.: Buffalo, Sep. 29, 2012

**RECORDED A SAFETY**

By UConn: vs. UCF, Oct. 10, 2015  
(UCF stepped out and then back into end zone on kickoff)  
By Opp.: Missouri, Sept. 19, 2015  
(Missouri recovered the ball off a blocked punt)

**MADE TWO-POINT CONVERSION**

By UConn: vs. Navy, Sept. 26, 2015  
(Bryant Shirreffs pass to Noel Thomas)  
By Opp.: Pittsburgh, Oct. 10, 2009 (Bill Stull pass to Cedric McGee)

**SCORED 50 POINTS**

By UConn: UConn 62, Texas Southern 3, Sept. 11, 2010  
By Opp.: UCF 62, UConn 17, Oct. 26, 2013

**RECORDED A SHUTOUT**

By UConn: UConn 37, Massachusetts 0, Aug. 30, 2012  
By Opp.: Boston College 30, UConn 0, Nov. 19, 2016

**RECORDED A SHUTOUT AT UCONN**

By UConn: UConn 37, Massachusetts 0, Aug. 30, 2012  
By Opp.: Temple 21, UConn 0, Nov. 4, 2016

**WON BY 30 OR MORE POINTS**

By UConn: UConn 45, Memphis 10, Dec. 7, 2013  
By Opp.: Boston College 30, UConn 0, Nov. 19, 2016

**CAME FROM AT LEAST 10 POINTS BEHIND TO WIN**

By UConn: UConn 13, Virginia 10 (trailed 10-0), Sept. 17, 2016  
By Opp.: UCF 24, UConn 16 (trailed 13-0), Oct. 22, 2016

**SCORED ON FIRST PLAY FROM SCRIMMAGE**

By UConn: at Wake Forest, Nov. 15, 2003  
(O'Neil Wilson 55 pass from Dan Orlovsky)  
By Opp.: USF, Oct. 7, 2006 (Matt Grothe 16 run)

**WON ON THE FINAL SNAP OF REGULATION (NOT OT)**

By UConn: UConn 29, South Florida 27, Dec. 5, 2009  
(Dave Teggart Field Goal)  
By Opp.: Pittsburgh 24, UConn 21, Oct. 10, 2009  
(Dan Hutchins field goal)

**OVERTIME WIN**

By UConn: UConn 23, Louisville 20, Nov. 24, 2012  
By Opp.: Temple 17, UConn 14, Oct. 13, 2012





# ALL-TIME DEFENSE/SPECIAL TEAMS TDS

## 2017 UCONN FOOTBALL MEDIA GUIDE

### ALL-TIME INTERCEPTION RETURN TOUCHDOWNS

Name	Yards	Opponent	Year
Jamar Summers	67	Tulane	2015
Byron Jones	70	USF	2014
Yawin Smallwood	59	Temple	2013
Dwayne Gratz	37	Massachusetts	2012
Ty-Meer Brown	48	West Virginia	2011
Jerome Junior	27	Buffalo	2010
Bliidi Wreh-Wilson	46	Buffalo	2010
Bliidi Wreh-Wilson	44	Vanderbilt	2010
Lawrence Wilson	55	USF	2010
Dwayne Gratz	46	Oklahoma	2011
Robert Vaughn	20	Pittsburgh	2009
Dahna Deleston	100	Buffalo	2009
Robert McClain	37	Syracuse	2008
Robert McClain	28	Cincinnati	2008
Lawrence Wilson	45	Louisville	2008
Danny Lansanah	49	Syracuse	2007
Scott Lutrus	23	South Florida	2007
Lawrence Wilson	51	Pittsburgh	2007
Scott Lutrus	25	Maine	2007
Darius Butler	36	Duke	2007
Danny Lansanah	39	Indiana	2006
Darius Butler	84	Army	2005
Anthony Rouzier	51	Army	2005
Justin Perkins	9	Pittsburgh	2004
Justin Perkins	27	Duke	2004
Alfred Fincher	16	Murray State	2004
Chris Meyer	63	Kent State	2002
Razul Wallace	31	Florida Atlantic	2002
Jamal Lundy	62	Temple	2002
Jordan Younger	24	Hofstra	1998
Anthony Carter	37	Massachusetts (II)	1998
Charles Adams	43	Yale	1997
Louis Waggoner	77	Buffalo	1997
Scott Mitchell	37	Villanova	1992
Jim Reppi	35	Massachusetts	1991
Rusty Neal	43	Maine	1990
Scott Daniels	27	Massachusetts	1987
Jeff Thomas	72	Boston University	1979
Peter Lamagna	28	Maine	1978
Rich Fenton	36	Holy Cross	1975
Mike McCarthy	25	Lehigh	1973
Jon Krot	35	Maine	1968
Gene Campbell	35	Yale	1966
John Billingslea	25	Boston University	1963
Jeff McConnell	48	Yale	1962
Dave Korponai	100	Rhode Island	1962
Bob Strickland	76	Middlebury	1945
Bob Donnelly	69	Rutgers	1940
Len Posner	84	Coast Guard	1936
James Rankin	80	Brown	1936
Pheno Tombari	93	Wesleyan	1928

### ALL-TIME FUMBLE RETURN TOUCHDOWNS

Name	Yards	Opponent	Year
Jamar Summers	86	Navy	2016
Andrew Adams	32	SMU	2014
Ty-Meer Brown	34	Michigan	2013
Marquise Vann	40	Cincinnati	2013
Kendall Reyes	9	Rutgers	2011
Byron Jones	10	USF	2011
Yawin Smallwood	64	Vanderbilt	2011
Dwayne Gratz	34	Syracuse	2009
Jamal Lundy	0	Utah State	2001
Cliff Hill	72	Buffalo	2001
Jeff DeLucia	70	Massachusetts	1999
Jeff DeLucia	63	Massachusetts (II)	1998
Jeff DeLucia	74	Buffalo	1997
Anthony Carter	55	Rhode Island	1997
Linwood Vereen	33	Rhode Island	1989
Mike Walsh	0	Northeastern	1985
Keith Hugger	0	Delaware	1982
Gary Brooks	0	Massachusetts	1979
Don Thompson	20	Rutgers	1973
Dave Robeson	0	Rhode Island	1972
Paul Carney	100	Massachusetts	1935

### ALL-TIME PUNT RETURN TOUCHDOWNS

Name	Yards	Opponent	Year
Deshon Foxx	72	Stony Brook	2014
Max DeLorenzo	0	Massachusetts	2012
Nick Williams	58	Maryland	2012
Nick Williams	80	Pittsburgh	2012
Robert McClain	87	Cincinnati	2009
Jasper Howard	69	Syracuse	2008
Larry Taylor	68	Wake Forest	2007
Larry Taylor	74	Louisville	2007
Larry Taylor	72	Army	2006
Larry Taylor	68	Toledo	2004
Cathlyn Clarke	31	Kent State	2002
Ezra Carey	5	Miami	2002
Terrance Smith	0	Rhode Island	2000
Jordan Younger	68	Maine	1999
Jordan Younger	68	Villanova	1999
Antonio Grant	0	Northeastern	1999
Jordan Younger	6	Rhode Island	1997
Dak Newton	80	Massachusetts	1996
Carl Bond	0	Boston University	1996
Carl Bond	0	Hofstra	1996
Kevin Bannister	19	Richmond	1994
Mike Walker	0	Villanova	1994
Richard Connors	20	Boston University	1994
Mark Chapman	48	Northeastern	1992
Mike Nolan	80	Massachusetts	1989
David Dunn	72	Boston University	1986
Scott Daniels	79	Massachusetts	1986
Matt Latham	64	Morgan State	1984
Matt Latham	76	Yale	1983
Matt Latham	64	Yale	1983
Joe Markus	72	Northeastern	1982
Pete Rostosky	22	Rhode Island	1982
Pete Rostosky	5	Yale	1980
Reggie Eccleston	70	Yale	1979
Joe Markus	59	Maine	1979
Dave Jacobs	10	Navy	1975
Rich Hedgepeth	47	Rutgers	1975
Nick Giaquinto	66	Holy Cross	1975
Brian Herosian	45	Yale	1972
Bob Warren	30	Maine	1971
Nick Rossetti	0	Temple	1964
John Billingslea	65	Rhode Island	1964
John Thompson	96	Worcester Tech	1936

**Bold indicates returning player**

### ALL-TIME KICKOFF RETURN TOUCHDOWNS

Name	Yards	Opponent	Year
Nick Williams	100	Rutgers	2010
Nick Williams	95	Pittsburgh	2010
Robbie Frey	95	Oklahoma	2011
Robbie Frey	100	Rutgers	2009
Jordan Todman	96	Notre Dame	2009
Mike Lang	80	Syracuse	2009
Tyvon Branch	97	Rutgers	2007
Tyvon Branch	97	Akron	2007
Darius Butler	90	South Florida	2005
Larry Taylor	97	Temple	2004
Jordan Younger	92	Massachusetts (II)	1998
Tory Taylor	89	Maine	1998
George Boothe	93	Maine	1986
Gary DuBose	100	Yale	1983
Ted Walton	98	New Hampshire	1978
Herb DeGraffe	94	Boston University	1977
Rich Hedgepeth	82	Holy Cross	1976
Nick Giaquinto	100	New Hampshire	1975
Rich Mason	91	Boston University	1975
Mike Zito	98	Vermont	1968

## MISCELLANEOUS RETURN TOUCHDOWN RECORDS

#### PLAYERS W/ KICK RETURN, PUNT RETURN AND INTERCEPTION RETURN IN CAREER

##### Jordan Younger, 1996-99

- kick return vs. Massachusetts (II) in 1998
- punt returns vs. Maine and Villanova in 1999 and Rhode Island in 1997
- interception return vs. Hofstra in 1998

#### PLAYERS W/ KICK RETURN AND PUNT RETURN IN CAREER

##### Larry Taylor, 2004-07

- kick return vs. Temple in 2004
- four punt returns

##### Jordan Younger, 1996-99

- kick return vs. Massachusetts (II) in 1998
- punt returns vs. Maine and Villanova in 1999 and Rhode Island in 1997

##### Nick Giaquinto, 1975-76

- kick return vs. New Hampshire in 1975
- punt return vs. Holy Cross in 1975

##### Rich Hedgepeth, 1974-76

- kick return vs. Holy Cross in 1976
- punt return vs. Rutgers in 1975

##### Nick Williams, 2009-12

- two kickoff returns in 2010
- two punt returns in 2012

#### PLAYERS W/ PUNT RETURN AND INTERCEPTION RETURN IN CAREER

##### Robert McClain, 2006-2009

- punt returns vs. Cincinnati in 2009
- interception returns vs. Cincinnati and Syracuse in 2008

##### Jordan Younger, 1996-99

- punt returns vs. Maine and Villanova in 1999 and Rhode Island in 1997
- interception return vs. Hofstra in 1998

##### Scott Daniels, 1984-87

- punt return vs. Massachusetts in 1986
- interception return vs. Massachusetts in 1987

##### John Billingslea, 1963-65

- punt return vs. Rhode Island in 1964
- interception return vs. Boston University in 1963

#### PLAYERS W/ INTERCEPTION RETURN AND FUMBLE RETURN IN CAREER

##### Byron Jones, 2011-14

- fumble return vs. USF in 2011
- interception return vs. USF in 2014

##### Yawin Smallwood, 2011-13

- fumble return vs. Vanderbilt in 2011
- interception return vs. Temple in 2013

##### Anthony Carter, 1996-99

- interception return vs. Massachusetts (II) in 1998
- fumble return vs. Rhode Island in 1997

##### Jamar Summers 2014-2016

- fumble return vs. Navy in 2016
- Interception return vs. Tulane 2015

#### GAMES W/ MULTIPLE RETURN TOUCHDOWNS

- vs. Buffalo in 2010 – Junior (IR), Wreh-Wilson (IR)
- vs. Oklahoma in 2011 – Gratz (IR), Frey (KR)
- vs. Syracuse in 2009 – Lang (KR), Gratz (FR)
- vs. Army in 2005 – Butler (IR), Rouzier (IR)
- vs. Massachusetts (II) in 1998 – Younger (KR), DeLucia (FR), Carter (IR)

##### vs. Buffalo in 1997 – DeLucia (FR),

- Waggoner (IR)
- vs. Rhode Island in 1997 – Carter (FR), Younger (PR)
- vs. Yale in 1983 – Latham (PR, 2), DuBose (KR)

#### GAMES W/ MOST RETURN TOUCHDOWNS

- Vs. Massachusetts in 2012 – Gratz (IR), DeLorenzo (PR)

#### SEASONS W/ MOST RETURN TOUCHDOWNS

- 2007 – 9 (5 IR, 2 KR, 2 PR)
- 2010 – 8 (5 IR, 3 KR)
- 1975 – 6 (3 PR, 2 KR, 1 IR)
- 2009 – 5 (1 IR, 3 KR, 1 FR)
- 2008 – 5 (4 IR, 1 PR)
- 2004 – 5 (3 IR, 1 KR, 1 PR)
- 1998 – 5 (2 IR, 2 KR, 1 FR)
- 1997 – 5 (2 IR, 2 FR, 1 PR)

# SINGLE-GAME OPPONENT RECORDS



## 2017 UCONN FOOTBALL MEDIA GUIDE

### TOTAL OFFENSE — YARDS

1.	566	Tom Erhardt, Rhode Island, 1985
2.	537	Matt Nagy, Delaware, 1998
3.	555	Zach Collaros, Cincinnati, 2009

### TOTAL OFFENSE — PLAYS

1.	73	Chris Boden, Villanova, 1999
	73	Mickey Fein, Maine, 1997
3.	64	Mike Romo, Southern Methodist, 1989

### ALL-PURPOSE YARDS

1.	297	Marcel Shipp, Massachusetts, 1998
2.	274	Greg Jennings, Western Michigan, 2003
3.	262	Ryan Broyles, Oklahoma, 2011
4.	246	Jerry Azumah, New Hampshire, 1998
5.	241	Alvin Porch, William & Mary, 1997

### RUSHING YARDS

1.	257	Marcel Shipp, Massachusetts, 1998
2.	237	Curtis Keaton, James Madison, 1999
3.	234	Jerry Azumah, New Hampshire, 1998

### RUSHING CARRIES

1.	53	Jerry Azumah, New Hampshire, 1998
2.	47	L.J. McKanas, Northeastern, 2000
3.	40	Gregg Drew, Boston University, 1981

### RUSHING TOUCHDOWNS

1.	5	Curtis Keaton, James Madison, 1999
2.	4	Tony Hollings, Georgia Tech, 2002
	4	Dwone Hicks, Middle Tennessee, 2001
	4	Dwone Hicks, Middle Tennessee, 2000
	4	Tony Vinson, Towson State, 1993
	4	Garry Pearson, UMass, 1982
	4	Bill Burnham, New Hampshire, 1977

### PASSING YARDS

1.	566	Tom Erhardt, Rhode Island, 1985
2.	556	Matt Nagy, Delaware, 1998
3.	522	Mickey Fein, Maine, 1997

### PASSING ATTEMPTS

1.	69	Chris Boden, Villanova, 1999
2.	64	Shane Carden, East Carolina, 2014
2.	64	Mike Romo, Southern Methodist, 1989
3.	61	Mickey Fein, Maine, 1997

### PASSING COMPLETIONS

1.	43	Chris Boden, Villanova, 1999
2.	40	Tom Erhardt, Rhode Island, 1985
3.	38	Shane Carden, East Carolina, 2014
3.	38	Mickey Fein, Maine, 1997

### TOUCHDOWN PASSES

1.	8	Tom Erhardt, Rhode Island, 1985
2.	5	Alex Carder, Western Michigan, 2011
	5	Mickey Fein, Maine, 1997
	5	Glenn Kempa, Lehigh, 1991

### INTERCEPTIONS THROWN

1.	6	Greg Farland, Rhode Island, 1986
2.	5	Dave Wienke, Rhode Island, 1983
	5	Dave Palazzi, Massachusetts, 1988
	5	Tony Squitieri, Rhode Island, 1992

### PASS RECEPTIONS

1.	19	Zay Jones, East Carolina, 2016
2.	16	Brian Forster, Rhode Island, 1985
	16	Brian Finneran, Villanova, 1996
4.	15	Eddie Conti, Delaware, 1998

### RECEIVING YARDS

1.	354	Eddie Conti, Delaware, 1998
2.	290	Amba Etta-Tawo, Syracuse, 2016
3.	223	Brandon Coleman, Rutgers, 2011
4.	205	Brian Forster, Rhode Island, 1985

### TOUCHDOWN CATCHES

1.	4	Brian Forster, Rhode Island, 1985
	4	Dameon Reilly, Rhode Island, 1985
3.	3	Rodney Adams, USF, 2015
	3	Jeff Godfrey, UCF, 2013
	3	Ed Young, Buffalo, 2010
	3	Dameon Reilly, Rhode Island, 1984

### PUNT RETURNS (SINCE 1992)

1.	5	Tavon Austin, West Virginia, 2011
	5	Vaughn Rivers, West Virginia, 2007
	5	Jackie Chambers, USF, 2005
	5	David Sofran, Northeastern, 1998
	5	Jeff Yeakel, Hofstra, 1997

### PUNT RETURN YARDS (SINCE 1992)

1.	105	Doug Beaumont, Louisville, 2010
2.	89	Sean Dillard, Temple, 2001
3.	67	Kory Blackwell, Massachusetts, 1996
4.	66	Ray Stith, Army, 2003
5.	57	Vaughn Rivers, West Virginia, 2007
6.	53	Andre Jones, Akron, 2007

### KICKOFF RETURNS (SINCE 1992)

1.	8	Scott Wesley, Army, 2005
2.	7	Raji El-Amin, Rhode Island, 2006
	7	Scott Wesley, Army, 2004
	7	Tony Szydlowski, Maine, 1993
	7	John Allen, James Madison, 1993
	7	Brian Merritt, Rhode Island, 1992

### KICKOFF RETURN YARDS (SINCE 1992)

1.	194	Jabari Marshall, Duke, 2007
2.	162	Brian Merritt, Rhode Island, 1992
3.	155	John Allen, James Madison, 1993
4.	144	Marty Gilyard, Cincinnati, 2009
5.	141	Raji El-Amin, Rhode Island, 2006

### PUNTS (SINCE 1992)

1.	11	Zachary Block, Tulane, 2015
	11	Ben Woods, Buffalo, 2005
	11	James Gaither, Murray State, 2004
	11	Dominic Milano, Buffalo, 2003
	11	Scott McMahan, Buffalo, 2002
6.	10	Teddy Dellaganna, Rutgers, 2009
	10	Alex Bradford, Army, 2003

### PUNTING YARDS (SINCE 1992)

1.	463	Scott McMahan, Buffalo, 2002
2.	433	Dominic Milano, Buffalo, 2003
3.	429	Kash Keifer, Maine, 2007
4.	427	Zachary Block, Tulane, 2015
5.	421	Teddy Dellaganna, Rutgers, 2009

### FIELD GOALS MADE (SINCE 1992)

1.	4	Chris Philpott, Louisville
	4	Jacob Rogers, Cincinnati, 2009
	4	Jeremy Ito, Rutgers, 2007
	4	Kevin Lovell, Cincinnati, 2006
	4	Dave Ettinger, Hofstra, 1997
	4	Brandon Hanes, Northeastern, 1996
	4	Jim Richter, Furman, 1993

### EXTRA POINTS MADE (SINCE 1992)

1.	8	Pat McAfee, West Virginia, 2007
	8	Cap Poklemba, Temple, 2001
	8	Mike Griffin, Rhode Island, 1985
4.	7	Mark Drozik, Delaware, 1991
	7	Larry Muczynski, Navy, 1975

### MOST TOUCHDOWNS

1.	5	Curtis Keaton, James Madison, 1999
	5	Quinton Flowers, USF, 2016
2.	4	Tony Hollings, Georgia Tech, 2002
	4	Dwone Hicks, Middle Tennessee, 2001
	4	Dwone Hicks, Middle Tennessee, 2000
	4	Tony Vinson, Towson State, 1993

4	Garry Pearson, UMass, 1982
4	Bill Burnham, New Hampshire, 1977
4	Brian Forster, Rhode Island, 1985
4	Dameon Reilly, Rhode Island, 1985

### POINTS SCORED

69	Holy Cross	1919
66	West Virginia	2007
66	Middle Tennessee	2000
65	Trinity	1909
62	Massachusetts	1999
59	Delaware	1998
56	Temple	2001
56	Hofstra	1999
56	Rhode Island	1985
56	Wesleyan	1911
55	Boston College	2000
55	Navy	1975
52	Virginia Tech	2001
52	Georgia Southern	1998
51	Rhode Island	1909
51	Boston College	1928

### TOUCHDOWNS

9	West Virginia	2007
9	Middle Tennessee	2000
9	Delaware	1998

### PAT (KICK)

9	West Virginia	2007
8	Temple	2001
8	Massachusetts	1999
8	Rhode Island	1985

### PLAYS RUN ON OFFENSE

115	Buffalo	1997
-----	---------	------

### YARDS ON OFFENSE

732	Delaware	1998
-----	----------	------

### PASSING YARDS

584	Delaware	1998
-----	----------	------

### RUSHING CARRIES

83	Massachusetts	1981
----	---------------	------

### RUSHING YARDS

530	Georgia Southern	1998
517	West Virginia	2007
464	Navy	2006
408	James Madison	1999
392	Delaware	1990

### RUSHING TOUCHDOWNS

7	West Virginia	2007
7	Middle Tennessee	2000
7	Georgia Southern	1998

### PUNT RETURN YARDS

121	Iowa State	2002
105	Louisville	2010
90	Virginia Tech	2003
89	Temple	2001

### KICKOFF RETURNS

10	Rhode Island	2006
9	Central Connecticut	1995
9	Wake Forest	2003
9	Yale	1998

### KICKOFF RETURN YARDS

208	Duke	2007
202	Yale	1995



# SINGLE-SEASON TEAM RECORDS

2017 UCONN FOOTBALL MEDIA GUIDE

## WINS-LOSSES

### MOST WINS IN SEASON

1998 — 10  
 2007 — 9  
 2003 — 9  
 2010 — 8  
 2009 — 8  
 2008 — 8  
 2004 — 8  
 1995 — 8  
 1989 — 8  
 1986 — 8  
 1973 — 8  
 1901 — 8

### FEWEST WINS

1932 — 0

### MOST LOSSES

2014 — 10  
 1977 — 10

### FEWEST LOSSES

1924 — 0

### WINNING PERCENTAGE

1924 — 6-0-2 .875  
 1945 — 7-1-0 .875  
 1944 — 7-1-0 .875  
 1926 — 7-1-0 .875  
 1901 — 8-2-0 .800  
 1936 — 7-2-0 .778  
 1973 — 8-2-1 .773  
 1998 — 10-3-0 .769  
 2003 — 9-3-0 .750  
 1942 — 6-2-0 .750

## TOTAL OFFENSE

### TOTAL PLAYS

2003 — 946  
 1998 — 916  
 2009 — 903  
 2007 — 894  
 2004 — 885  
 1988 — 865  
 2010 — 858  
 2002 — 842  
 1990 — 837  
 1991 — 836  
 1989 — 832  
 2013 — 827  
 1987 — 827  
 2011 — 825  
 2015 — 819  
 1992 — 816

### NET YARDS

2003 — 5730  
 1998 — 5514  
 2004 — 5157  
 2009 — 5034  
 1991 — 4659  
 2008 — 4629  
 1997 — 4614  
 1988 — 4606  
 1990 — 4534  
 2007 — 4513  
 1989 — 4478  
 1995 — 4469  
 1987 — 4431  
 1981 — 4394  
 2002 — 4310

## RUSHING

### CARRIES

1978 — 594  
 1995 — 582  
 1973 — 579  
 1957 — 566  
 1982 — 564  
 2008 — 556  
 1958 — 544  
 1983 — 540  
 2007 — 534  
 1968 — 530  
 2009 — 528  
 1956 — 518

### NET YARDS

2008 — 2813  
 1995 — 2529  
 1958 — 2314  
 1968 — 2273  
 2010 — 2271  
 2009 — 2219  
 2006 — 2195  
 2003 — 2195  
 1956 — 2181  
 1987 — 2121  
 1976 — 2112  
 2007 — 2098  
 1992 — 2085

### TOUCHDOWNS

2009 — 30  
 2008 — 27  
 1998 — 26  
 1993 — 26  
 1997 — 25  
 2002 — 22  
 1988 — 22  
 2003 — 21  
 1995 — 21  
 1989 — 21  
 1987 — 21  
 2010 — 20  
 1968 — 20  
 1992 — 19  
 2006 — 18  
 1981 — 18  
 1976 — 18

## PASSING

### ATTEMPTS

2003 — 483  
 1991 — 465  
 2004 — 464  
 2013 — 439  
 2000 — 437  
 1998 — 425  
 1990 — 422  
 1988 — 412  
 2002 — 392  
 2016 — 380  
 2001 — 376  
 2009 — 375  
 1989 — 369  
 1999 — 368  
 2007 — 360  
 2011 — 359  
 2010 — 357  
 1970 — 347  
 2015 — 342  
 2014 — 341  
 1986 — 338  
 1987 — 332

### COMPLETIONS

2004 — 288  
 2003 — 283  
 1991 — 269  
 1990 — 265  
 1988 — 251  
 2013 — 241  
 1998 — 238  
 2000 — 237  
 2002 — 232

1989 — 217  
 2016 — 213  
 2009 — 214  
 2007 — 202  
 2015 — 201  
 1987 — 198  
 1986 — 193  
 1999 — 190  
 2010 — 188  
 2014 — 185  
 2011 — 182  
 2001 — 169  
 1997 — 169

### PERCENT COMPLETED

2004 — .629  
 1990 — .628  
 1988 — .609  
 1987 — .596  
 2002 — .592  
 2015 — .588  
 1989 — .588  
 2003 — .586  
 1993 — .580  
 1991 — .578  
 2009 — .571  
 1986 — .571  
 2007 — .561  
 2016 — .561  
 1998 — .560  
 1963 — .557

### HAD INTERCEPTED

1982 — 25  
 1981 — 22  
 1970 — 22  
 1985 — 21  
 1969 — 21  
 1953 — 21  
 1949 — 21  
 1991 — 21  
 1999 — 19  
 2013 — 18  
 1977 — 18  
 1976 — 18  
 1964 — 18

### YARDS

1998 — 3591  
 2003 — 3575  
 2004 — 3376  
 1991 — 3316  
 1990 — 3161  
 2000 — 2879  
 1997 — 2871  
 1988 — 2839  
 2013 — 2810  
 2009 — 2815  
 2002 — 2671  
 1989 — 2524  
 1981 — 2507  
 2016 — 2432  
 2007 — 2415  
 2015 — 2412  
 1996 — 2359  
 2011 — 2336

### TD PASSES

2003 — 33  
 1998 — 32  
 1990 — 27  
 2004 — 23  
 1997 — 23  
 2002 — 21  
 1991 — 21  
 1996 — 18  
 1988 — 18  
 1987 — 18  
 1981 — 18  
 2000 — 17  
 1989 — 17  
 1980 — 17

## PUNTING

### NUMBER

1975 — 85  
 1983 — 84  
 2001 — 83  
 1979 — 82  
 2014 — 80  
 2010 — 79  
 2002 — 79  
 1984 — 79  
 2005 — 77  
 2015 — 76  
 2007 — 76  
 2006 — 74  
 1978 — 74  
 2016 — 74

### AVERAGE — PUNT

2009 — 42.5  
 2010 — 41.3  
 2016 — 40.8  
 2003 — 40.6  
 1999 — 40.4  
 2007 — 40.2  
 1998 — 40.2  
 1988 — 40.1  
 2013 — 39.8  
 2008 — 39.8  
 1996 — 39.8  
 1994 — 39.7  
 1980 — 39.4  
 2000 — 39.3  
 2002 — 38.8  
 2001 — 38.6  
 2014 — 38.5  
 2006 — 38.4

### YARDS

2001 — 3200  
 2016 — 3017  
 1983 — 3115  
 2014 — 3078  
 2002 — 3064  
 2007 — 3055  
 1975 — 2965  
 2015 — 2866  
 2006 — 2845  
 2013 — 2820  
 1979 — 2725  
 1999 — 2709  
 2009 — 2680  
 1977 — 2627

## PUNT RETURNS

\*from 1961

### NUMBER

1985 — 43  
 2003 — 42  
 1986 — 40  
 1971 — 40  
 1968 — 39  
 2009 — 38  
 2007 — 38  
 2002 — 38  
 1980 — 37  
 2005 — 36  
 1988 — 36  
 1981 — 36

### YARDS

2007 — 429  
 2004 — 417  
 2009 — 412  
 1985 — 390  
 1986 — 380  
 2005 — 371  
 1980 — 369  
 2010 — 360  
 1982 — 344  
 1992 — 336  
 1975 — 333  
 1995 — 321  
 1979 — 320  
 2008 — 306

# SINGLE-SEASON TEAM RECORDS



2017 UCONN FOOTBALL MEDIA GUIDE

1981 — 301

## KICKOFF RETURNS

*\*from 1961*

### NUMBER

1998 — 63  
2010 — 55  
2008 — 54  
2009 — 53  
2001 — 53  
1991 — 53  
2000 — 51  
1999 — 51  
2007 — 50  
1976 — 50  
1990 — 49  
2014 — 48  
2006 — 48  
1987 — 48  
1975 — 47

### YARDS

2010 — 1487  
1998 — 1395  
2009 — 1365  
2008 — 1145  
2007 — 1116  
1975 — 1074  
2001 — 1056  
2011 — 1039  
1991 — 1024  
2006 — 982  
2014 — 949  
1976 — 947  
2000 — 943  
1987 — 942  
2005 — 912  
1990 — 907  
1999 — 902  
2004 — 889  
1994 — 889

## INTERCEPTIONS

*\*from 1955*

### NUMBER

1992 — 25  
2007 — 23  
2010 — 20  
2002 — 20  
1987 — 20  
1983 — 20  
1998 — 19  
1986 — 19  
1978 — 19  
1973 — 19  
1970 — 19  
1958 — 19

### YARDS

2010 — 486  
1958 — 420  
2007 — 382  
2002 — 368  
2008 — 358  
1956 — 321  
1978 — 313  
1973 — 298  
1997 — 281  
1992 — 278  
1962 — 266  
1970 — 233  
2005 — 227  
1955 — 207

## FUMBLES

*\*from 1961*

### NUMBER

1978 — 42  
1987 — 40  
1990 — 36  
1981 — 34  
1976 — 34  
1972 — 34  
1986 — 32  
1982 — 32  
1974 — 32  
1966 — 32

## FUMBLES LOST

1978 — 30  
1976 — 22  
1987 — 21  
1972 — 21  
1974 — 19  
1981 — 18  
1983 — 17  
1977 — 17  
1970 — 17  
1961 — 17

## FIRST DOWNS

*\*from 1980*

### TOTAL

2003 — 297  
1998 — 294  
2004 — 269  
2009 — 254  
2008 — 248  
1995 — 248  
1989 — 248  
1988 — 247  
1990 — 245  
2007 — 244  
1991 — 240  
2002 — 231  
1981 — 230  
1987 — 229  
1997 — 225  
2000 — 224

### RUSHING

1995 — 150  
2008 — 144  
1998 — 121  
2009 — 119  
1992 — 117  
2007 — 110  
1988 — 110  
1982 — 109  
2003 — 108  
1981 — 108  
1987 — 107  
2010 — 106  
2005 — 106  
2006 — 102

### PASSING

2004 — 165  
2003 — 164  
1991 — 156  
1990 — 154  
1998 — 152  
2000 — 131  
1988 — 126  
2009 — 124  
1989 — 120  
2002 — 117  
2006 — 117  
1997 — 113  
2007 — 112  
2011 — 108  
1987 — 108  
1981 — 108

### PENALTY

2001 — 28  
2000 — 27

1989 — 27

2003 — 25  
2014 — 22  
2008 — 22  
2007 — 22  
2002 — 22  
1998 — 21  
1995 — 21  
2015 — 20  
2011 — 20  
1996 — 20  
1993 — 18  
1999 — 17  
1990 — 17

## PENALTIES

*\*from 1968*

### NUMBER

1987 — 94  
1990 — 86  
1992 — 85  
1989 — 85  
1984 — 84  
2000 — 83  
1988 — 83  
2007 — 79  
1998 — 76  
2002 — 75  
2001 — 75  
2015 — 74  
2014 — 74  
1991 — 74

## YARDS PENALIZED

1987 — 869  
1990 — 814  
1989 — 799  
1991 — 742  
1988 — 736  
1984 — 726  
2014 — 721  
2000 — 681  
1992 — 666  
1998 — 658  
2001 — 650  
2004 — 615  
2002 — 599  
2015 — 595

## POINTS

### POINTS SCORED

1998 — 461  
2003 — 408  
2009 — 405  
1997 — 398  
2002 — 373  
2004 — 363  
2007 — 344  
2010 — 343  
2008 — 324  
1990 — 308  
1988 — 298  
1989 — 297  
2011 — 291  
1987 — 291  
1981 — 291  
1958 — 281  
1995 — 279  
2005 — 272  
1993 — 261

### POINTS ALLOWED

1998 — 413  
2001 — 370  
1999 — 383  
2000 — 368  
2013 — 363  
2014 — 358  
1991 — 340  
2016 — 337  
2006 — 324

2009 — 307

2003 — 300  
2011 — 292  
1977 — 290  
2010 — 286  
1990 — 281  
1954 — 276  
2002 — 270  
1994 — 264  
2004 — 260

## FEWEST POINTS SCORED

1955 — 68  
1950 — 82  
1977 — 84  
1963 — 91  
1966 — 92  
1954 — 92  
1962 — 97  
1964 — 99  
1965 — 100  
1971 — 107

## FEWEST POINTS ALLOWED

1956 — 100  
1951 — 102  
1955 — 105  
1959 — 111  
1963 — 113  
1965 — 116  
1957 — 121  
1964 — 123  
1960 — 123  
1958 — 134  
1950 — 134

## MOST TDs

1998 — 63  
2003 — 54  
1997 — 53  
2009 — 52  
2002 — 48  
2004 — 44  
1990 — 42  
2007 — 40  
1989 — 40  
1988 — 40  
1987 — 40  
1958 — 39  
2010 — 38  
2008 — 37  
1956 — 37  
1981 — 36

## MOST PAT (KICK)

1998 — 56  
2003 — 49  
2002 — 48  
2009 — 47  
1997 — 45  
2010 — 38  
2004 — 37  
1990 — 36  
1988 — 35  
2008 — 34  
2007 — 34  
1989 — 34  
1987 — 32  
1981 — 31  
2005 — 30  
2011 — 29  
2006 — 28  
1993 — 28  
1980 — 28  
2013 — 27

## MOST RUN CONVERSIONS (PATs)

1958 — 15  
1959 — 11  
1960 — 5  
1968 — 3  
1966 — 3  
1961 — 3



# SINGLE-GAME TEAM RECORDS

2017 UCONN FOOTBALL MEDIA GUIDE

## OFFENSE

### POINTS SCORED

#	Opponent	Year
125	Newport NTS	1949
76	Norwich	1937
71	Massachusetts	1956
68	Cooper Union	1926
65	Wesleyan	1908
63	Kent State	2002
63	Yale	1998
63	St. Stephens	1920
62	Texas Southern	2010
61	Florida Atlantic	2002
59	Liberty	2005
56	Rhode Island	1980
55	Buffalo	1997
55	American Int'l	1958

### TOUCHDOWNS

11	Norwich	1937
----	---------	------

### PAT (KICK)

9	Kent State	2002
9	Yale	1998

### PAT (RUN)

4	American Int'l	1958
---	----------------	------

### PAT (PASS)

2	American Int'l	1958
---	----------------	------

### FIELD GOALS

4	Cincinnati	2011
4	USF	2010
4	Toledo	2004
4	Yale	1995
4	New Hampshire	1986
4	New Hampshire	1982
4	Northeastern	1966

### POINTS ALLOWED

69	Holy Cross	1919
66	West Virginia	2007
66	Middle Tennessee	2000
65	Trinity	1909
62	UCF	2013
62	Massachusetts	1999
59	Delaware	1998
56	Temple	2001
56	Hofstra	1999
56	Rhode Island	1985
56	Wesleyan	1911
55	Boston College	2000
55	Navy	1975
52	Virginia Tech	2001
52	Georgia Southern	1998

### PLAYS RUN ON OFFENSE

103	Boston University	1988
100	Rhode Island	1991
99	Colgate	1983
98	Bucknell	1980
98	Maine	1978
97	New Hampshire	1981
91	Villanova	1992
91	Rhode Island	1989
91	Yale	1989
92	Kent State	2003
91	Pittsburgh	2006
90	Boston University	1992
90	Boston University	1989
89	Liberty	2005
89	Rhode Island	1992
89	Boston College	2003

### YARDS ON OFFENSE

618	Yale	1995
613	Buffalo	2003
600	Liberty	2005
599	Boston University	1997

579	Rhode Island	1992
569	Yale	1991
568	Western Michigan	2003
567	Rhode Island	2006
567	Rhode Island	1987
566	Syracuse	2004
555	Yale	1990
554	Yale	1998
549	Massachusetts	1998
538	Memphis	2013
536	Wake Forest	2003

### RUSHING CARRIES

80	Maine	1978
72	Bucknell	1980
67	Vermont	1974
66	Holy Cross	1978
65	Rhode Island	1995
65	Yale	1973
64	Rhode Island	1978
63	New Hampshire	1995
63	Northeastern	1978
63	Northeastern	1980
62	Pittsburgh	2006
62	Liberty	2005
62	Boston University	1982
61	Rhode Island	1983
61	New Hampshire	1974

### RUSHING YARDS

437	Massachusetts	1956
418	Rhode Island	2006
394	Yale	1995
385	Rhode Island	1992
382	Virginia	2008
376	Liberty	2005
359	Yale	1973
358	Buffalo	2009 International Bowl
351	Boston University	1995
339	Yale	1992
330	Richmond	1993
328	Boston University	1975
320	Rhode Island	1978
317	Pittsburgh	2006
317	Boston University	1997
311	Maine	1981

### RUSHING TOUCHDOWNS

10	Norwich	1937
6	Texas Southern	2010
6	Liberty	2005
6	James Madison	1993
6	Boston University	1976
6	Boston University	1975
5	Hofstra	2008
5	Rhode Island	2006
5	Central Connecticut	1995
5	Rhode Island	1993
5	New Hampshire	1974

### PASSING ATTEMPTS

67	Rhode Island	1991
58	James Madison	1999
56	Rutgers	2009
56	New Hampshire	1999
55	Memphis	2013
55	Boston College	2003
54	Louisville	2000
53	Northeastern	1988
52	Delaware	1990
51	Syracuse	2004
51	Kent State	2003
51	Cincinnati	2001
51	Utah State	2001
51	Delaware	1991
51	Rhode Island	1988
49	Georgia Tech	2004
49	Eastern Michigan	2000
48	BYU	2014
48	Boston University	1988
48	Colgate	1983

### PASSING COMPLETIONS

39	Syracuse	2004
37	Memphis	2013
37	James Madison	1999
37	Delaware	1991
36	Rhode Island	1991
33	Northeastern	1988
32	Delaware	1990
31	Villanova	1990
30	Rhode Island	1988
30	Boston University	1988
29	Buffalo	2004
29	Navy	2002
28	USF	2015
28	Georgia Tech	2004
28	Kent State	2003
28	Syracuse	2016

### PASSING YARDS

463	Memphis	2013
445	Syracuse	2004
433	New Hampshire	1991
413	Massachusetts	1998
402	Yale	1991
396	Yale	1998
389	Rhode Island	1991
386	Murray State	2004
382	Cincinnati	2001
378	West Virginia	2009
373	Rutgers	2009
371	Yale	1990
368	Boston University	1992
365	USF	2015
360	William & Mary	1998
353	Delaware State	1985

### PASSING TOUCHDOWNS

6	Yale	1998
5	Murray State	2004
5	Akron	2003
5	Army	2003
5	Rhode Island	1980

### INTERCEPTIONS THROWN

6	Lehigh	1982
6	UMass	1982

## SPECIALTEAMS

### PUNT RETURNS

11	Maine	1971
----	-------	------

### PUNT RETURN YARDS

142	Maine	1979
-----	-------	------

### KICKOFF RETURNS

10	West Virginia	2007
9	New Hampshire	1999
9	Navy	1975
9	Baldwin-Wallace	1969
9	Brown	1949

### KICKOFF RETURN YARDS

220	Baldwin-Wallace	1969
-----	-----------------	------

### PUNTS

15	Harvard	1946
----	---------	------

### PUNTING YARDS

518	Harvard	1946
-----	---------	------

### FIRST DOWNS

37	Liberty	2005
37	Yale	1998
35	Syracuse	2004
31	Memphis	2013
31	Kent State	2003
31	Western Michigan	2003
31	New Hampshire	1996
30	Pittsburgh	2006
30	Army	2004
30	Buffalo	2003

30	Yale	1995
30	Rhode Island	1991
30	Maine	1990
30	Rhode Island	1985

### FIRST DOWNS — RUSHING

27	Rhode Island	1958
----	--------------	------

### FIRST DOWNS — PASSING

25	Syracuse	2004
----	----------	------

### FIRST DOWNS — PENALTY

8	New Hampshire	1996
6	Army	2003
6	Yale	1998

### PENALTIES

15	Rhode Island	1968
----	--------------	------

### PENALTY YARDS

261	Rhode Island	1968
-----	--------------	------

### TOTAL FUMBLES

10	Ohio Wesleyan	1949
----	---------------	------

### FUMBLES LOST

6	Massachusetts	1961
---	---------------	------

## DEFENSE

### LEAST RUSHING YARDS ALLOWED

-12	Florida Atlantic	2002
-9	Rutgers	2011
-8	Yale	1984
-7	New Hampshire	1962
-4	Buffalo	1996
0	Indiana	2006
5	Rhode Island	1985
5	Rhode Island	1970
6	Buffalo	1999
8	Maine	1974

### LEAST PASSING YARDS ALLOWED

0	Yale	1964
---	------	------

### LEAST TOTAL YARDS ALLOWED

-15	Maine	1978
-----	-------	------

### LEAST FIRST DOWNS ALLOWED

3	Navy	2002
4	Yale	1984
4	Maine	1978

### UCONN INTERCEPTIONS

6	Rhode Island	1992
6	Rhode Island	1986
5	Rhode Island	1983
5	William & Mary	1970
5	Baldwin-Wallace	1969
5	American Int'l	1959
5	American Int'l	1958
5	Coast Guard	1946

### INT RETURN YARDS

173	Army	2005
111	Rhode Island	1962

### INT RETURNS FOR TOUCHDOWNS

2	Buffalo	2010
2	Army	2005
2	Massachusetts	1956
2	Norwich	1924

6	Villanova	1989
(tied for FCS all-time record)		



### TEAM HIGHS

#### POINTS (GAME)

- 63 vs. Kent State, 11/9/02
- 62 vs. Texas Southern, 9/11/10
- 61 vs. Florida Atlantic, 11/2/02

#### POINTS (HALF)

- 49 vs. Kent State, 11/9/02 (1st half)
- 45 vs. Texas Southern, 9/11/10 (1st half)
- 42 vs. Florida Atlantic, 11/2/02 (1st half)

#### POINTS (QUARTER)

- 28 vs. Murray State, 9/4/04 (3rd quarter)
- 28 at Army, 9/6/03 (2nd quarter)
- 28 vs. Kent State, 11/9/02 (2nd quarter)

#### TOUCHDOWNS

- 9 vs. Kent State, 11/9/02
- 8 vs. Texas Southern, 9/11/10
- 8 vs. Liberty, 9/10/05
- 8 vs. Florida Atlantic, 11/2/02
- 7 vs. Rhode Island, 8/31/06
- 7 vs. Murray State, 9/4/04
- 7 at Army, 9/6/03

#### FIELD GOALS

- 4 at Cincinnati, 12/3/11
- 4 at USF, 12/4/10
- 4 vs. Cincinnati, 10/25/08
- 4 vs. Toledo, 12/27/04
- 3 17 times, last vs. Army, 9/12/15

#### FIELD GOAL ATTEMPTS

- 5 4 times, last at Temple, 9/18/10
- 5 at Temple, 9/6/08
- 5 at Army, 10/05
- 5 vs. Toledo, 12/27/04
- 4 12 times, last at Cincinnati, 12/3/11

#### TOTAL PLAYS

- 92 at Kent State, 10/18/03
- 91 vs. Pittsburgh, 11/11/06
- 90 vs. Buffalo, 9/25/10
- 90 at Cincinnati, 10/15/05

#### TOTAL OFFENSE

- 613 at Buffalo, 9/20/03
- 600 vs. Liberty, 9/10/05
- 568 vs. Western Michigan, 11/1/03

#### FIRST DOWNS

- 37 vs. Liberty, 9/10/05
- 35 at Syracuse, 10/30/04
- 31 vs. Memphis, 12/7/13
- 31 vs. Western Michigan, 11/1/03
- 31 at Kent State, 10/18/03

#### RUSHING ATTEMPTS

- 62 vs. Pittsburgh, 11/11/06
- 62 vs. Liberty, 9/10/05
- 58 at Baylor, 9/19/09
- 55 at Temple, 9/16/08
- 55 vs. Syracuse, 10/7/05
- 55 vs. Buffalo, 9/1/05

#### RUSHING YARDS

- 418 vs. Rhode Island, 8/31/06
- 376 vs. Liberty, 9/10/05
- 317 vs. Pittsburgh, 11/11/06

#### RUSHING TOUCHDOWNS

- 6 vs. Texas Southern, 9/11/10
- 6 vs. Liberty, 9/10/05
- 5 vs. Hofstra, 8/28/08
- 5 vs. Rhode Island, 8/31/06
- 4 13 times, last vs. UCF, 10/10/15

#### PASSING ATTEMPTS

- 56 vs. Rutgers, 10/31/09
- 55 vs. Memphis, 12/7/13
- 55 vs. Boston College, 9/13/03
- 51 at Syracuse, 10/30/04
- 51 at Kent State, 10/18/03

#### COMPLETIONS

- 39 at Syracuse, 10/30/04
- 37 vs. Memphis, 12/7/13
- 29 vs. Buffalo, 11/20/04
- 29 at Navy, 11/16/02

#### PASSING YARDS

- 463 vs. Memphis, 12/7/13
- 445 at Syracuse, 10/30/04
- 386 vs. Murray State, 9/4/04
- 378 at West Virginia, 10/24/09
- 365 vs. USF, 10/17/15

#### TD PASSES

- 5 vs. Murray State, 9/4/04
- 5 vs. Akron, 10/25/03
- 5 at Army, 9/6/03

#### INTERCEPTIONS THROWN

- 5 vs. Pittsburgh, 12/6/08
- 3 10 times, last vs. Louisville 11/8/13

#### PENALTIES

- 12 vs. Rutgers, 10/22/05
- 12 at Boston College, 8/31/02
- 11 at UCF, 10/10/15
- 11 at North Carolina, 10/4/08
- 11 vs. Akron, 9/27/07

#### PENALTY YARDS

- 97 at North Carolina, 10/4/08
- 95 vs. Western Michigan, 10/1/11
- 94 vs. Cincinnati, 11/27/10
- 94 at Boston College, 9/17/04
- 91 vs. Akron, 10/25/03

#### PUNTS

- 12 at Houston 9/29/16
- 11 at Tulane, 11/7/15
- 11 at Rutgers, 10/8/10
- 10 5 times, last vs. Cincinnati, 10/25/08

#### TURNOVERS LOST

- 7 vs. Syracuse, 11/5/11

#### PASSES INTERCEPTED

- 4 vs. East Carolina, 10/30/15
- 4 vs. Cincinnati, 11/27/10
- 4 vs. Buffalo, 9/25/10
- 4 at Pittsburgh, 9/22/07
- 4 at Army, 10/1/05
- 4 at Iowa State, 11/23/02

### TEAM LOWS

#### POINTS (GAME)

- 0 vs. Cincinnati, 11/22/14
- 0 at Louisville, 10/23/10
- 0 at Pittsburgh, 11/12/05
- 0 at Boston College, 11/19/16
- 0 vs. Temple, 11/4/16
- 3 at Temple, 11/28/15
- 3 at Tulane, 10/11/14
- 3 at Cincinnati, 11/10/07
- 3 at East Carolina, 10/29/16
- 6 at Missouri, 9/19/15
- 7 at Tulane, 11/7/15
- 7 at Boston College, 9/17/04

#### POINTS (HALF)

- 0 27 times, last vs. Tulane, 11/26/16

#### TOTAL PLAYS

- 36 at USF, 9/19/14
- 45 at Louisville, 10/23/10
- 47 at Tulane, 11/7/15
- 47 at Boston College, 11/19/16
- 50 vs. Marshall, 12/26/15
- 50 at Louisville, 12/2/06

#### TOTAL OFFENSE

- 121 at Boston College, 11/19/16
- 129 vs. Cincinnati, 11/22/14
- 129 at West Virginia, 11/2/05
- 138 at Temple, 11/28/15
- 145 at USF, 9/19/14
- 160 vs. Temple, 11/4/16
- 190 at Miami, Fla., 10/5/02

#### FIRST DOWNS

- 6 at USF, 9/19/14
- 6 at Georgia Tech, 9/17/05
- 8 at Louisville, 12/2/06
- 8 at Boston College, 11/19/16
- 8 vs. Temple 11/4/16
- 9 5 times, last at Temple, 11/28/15

#### RUSHING ATTEMPTS:

- 17 at Boston College, 11/19/16
- 22 at Cincinnati, 11/10/07
- 22 at Vanderbilt, 10/26/02
- 23 vs. Army, 11/8/14
- 23 vs. Louisville, 11/19/11

#### RUSHING YARDS

- 6 at Boston College, 11/19/16
- 9 at Temple, 11/28/15
- 12 at West Virginia, 11/2/05
- 18 vs. Louisville, 11/19/11
- 20 at Georgia Tech, 11/13/04

#### PASSING ATTEMPTS

- 6 vs. Buffalo, 1/3/09
- 10 at USF, 9/19/14
- 13 at Indiana, 9/23/06
- 13 vs. Rhode Island, 8/31/06

#### COMPLETIONS

- 4 vs. Buffalo, 1/3/09
- 5 vs. SMU, 12/6/14
- 6 at USF, 9/19/14
- 6 vs. Syracuse, 10/7/05
- 7 at Syracuse, 11/15/08
- 7 at Louisville, 12/2/06
- 7 at Georgia Tech, 9/17/05

#### PASSING YARDS

- 27 at Indiana, 9/23/06
- 45 vs. Syracuse, 10/7/05
- 49 vs. Buffalo, 1/3/09

#### PENALTIES

- 0 vs. South Carolina, 1/2/10
- 1 vs. Iowa State, 9/16/11
- 1 vs. West Virginia, 11/1/08
- 2 17 times, last vs. Pittsburgh, 11/11/10

#### PENALTY YARDS

- 5 vs. Iowa State, 9/16/11
- 5 vs. West Virginia, 11/1/08
- 10 5 times, last at Michigan, 9/4/10

#### PUNTS

- 0 at Syracuse, 10/30/04
- 1 vs. Liberty, 9/10/05
- 1 at Wake Forest, 11/15/03



### INDIVIDUAL HIGHS

#### GAMES PLAYED

1.	52	Lawrence Wilson (2007-10)*
	52	Anthony Sherman (2007-10)*
3.	51	Kashif Moore (2008-11)*
	51	Moe Petrus (2008-11)*
5.	50	Julius Williams (2004-08)*
	50	Twyon Martin (2008-11)

\* Played in every game during that time period

#### GAMES STARTED

1.	51	Moe Petrus (2008-11)
2.	50	Lawrence Wilson (2007-10)
3.	48	Mike Hicks (2006-09)
4.	46	James Hargrave (2002-05), Grant Preston (2002-05)

#### CONSECUTIVE STARTS

1.	51	Moe Petrus (2008-11)
2.	38	Mike Hicks (2007-09)
3.	36	Billy Irwin (2002-04), Brian Markowski (2002-04), Dan Orlovsky (2002-04), Grant Preston (2002-05)

#### RUSHING ATTEMPTS

1.	43	Donald Brown vs. Pittsburgh, 11/11/06
2.	37	Jordan Todman vs. Vanderbilt, 10/2/10
	37	Jordan Todman vs. Pittsburgh, 11/11/10
4.	34	Donald Brown vs. Pittsburgh, 12/6/08
	34	Donald Brown vs. Baylor, 9/19/08
6.	33	7 times, last by Jordan Todman at USF, 12/4/10

#### RUSHING YARDS

1.	261	Donald Brown vs. Buffalo, 1/3/09
2.	234	Terry Caulley at Buffalo, 9/20/03
3.	222	Jordan Todman vs. Pittsburgh, 11/11/10

#### RUSHING TOUCHDOWNS

1.	4	Lyle McCombs vs. Fordham, 9/3/11
	4	Jordan Todman at Cincinnati, 11/7/09
	4	Donald Brown vs. Hofstra, 8/28/08
	4	Cornell Brockington at Wake Forest, 11/15/03
	4	Cornell Brockington vs. Western Michigan, 11/1/03
	4	Terry Caulley at Buffalo, 9/20/03

#### PASSING ATTEMPTS

1.	55	Dan Orlovsky vs. Boston College, 9/13/03
2.	54	Casey Cochran vs. Memphis, 12/7/13
3.	51	Dan Orlovsky at Syracuse, 10/30/04
	51	Dan Orlovsky at Kent State, 10/18/03

#### COMPLETIONS:

1.	39	Dan Orlovsky at Syracuse, 10/30/04
2.	36	Casey Cochran vs. Memphis, 12/7/13
3.	29	Dan Orlovsky at Navy, 11/16/02
4.	28	<b>Bryant Shirreffs vs. USF, 10/17/15</b>
	28	Chandler Whitmer at Western Michigan, 9/12/12
	28	Dan Orlovsky vs. Buffalo, 11/20/04
	28	Dan Orlovsky at Georgia Tech, 11/13/04
	28	Dan Orlovsky at Kent State, 10/18/03

#### PASSING YARDS

1.	461	Casey Cochran vs. Memphis, 12/7/13
2.	445	Dan Orlovsky at Syracuse, 10/30/04
3.	382	Dan Orlovsky vs. Murray State, 9/4/04
4.	378	Cody Endres at West Virginia, 10/24/09
5.	365	<b>Bryant Shirreffs vs. USF, 10/17/15</b>

#### TOUCHDOWN PASSES

1.	5	Dan Orlovsky vs. Murray State, 9/4/04
	5	Dan Orlovsky vs. Akron, 11/25/03
	5	Dan Orlovsky at Army, 9/6/03

#### INTERCEPTIONS THROWN:

1.	4	Chandler Whitmer at Rutgers, 10/6/12
	3	16 times, last Tim Boyle vs. Louisville, 11/8/13

#### RECEPTIONS

1.	15	Jeremy Davis vs. Memphis, 12/7/13
2.	11	Deshon Foxx vs. Memphis, 12/7/13
3.	10	Four times, last Shakim Phillips vs. Maryland, 9/14/13

#### RECEIVING YARDS

1.	207	Jeremy Davis vs. Memphis, 12/7/13
2.	178	Shakim Phillips vs. Maryland, 12/7/13
3.	157	Marcus Easley vs. West Virginia, 10/24/09
4.	143	Kashif Moore vs. Iowa State, 9/16/11
5.	140	Jeremy Davis at Cincinnati, 10/19/13

#### RECEIVING TOUCHDOWNS

1.	2	14 times, last by Noel Thomas vs. Houston 11/21/15
----	---	--

#### FIELD GOALS

1.	4	Dave Teggart at Cincinnati, 12/3/11
	4	Dave Teggart at USF, 12/4/10
	4	Dave Teggart vs. Cincinnati, 10/25/08
	4	Matt Nuzie vs. Toledo, 12/27/04

#### FIELD GOAL ATTEMPTS

1.	5	Dave Teggart at Temple, 9/18/10
	5	Tony Ciaravino vs. Temple, 9/6/08
	5	Matt Nuzie vs. Toledo, 12/27/04
4.	4	12 times, last by Dave Teggart, 12/3/11

#### EXTRA POINTS:

1.	9	Marc Hickok vs. Kent State, 1/9/02
2.	8	Dave Teggart vs. Syracuse, 11/28/09
	8	Marc Hickok vs. Florida Atlantic, 11/2/02

#### TOTAL TOUCHDOWNS

1.	5	Cornell Brockington vs. Western Michigan, 11/1/03
2.	4	Lyle McCombs vs. Fordham, 9/3/11
	4	Jordan Todman at Cincinnati, 11/7/09
	4	Donald Brown vs. Hofstra, 8/28/08
	4	Cornell Brockington at Wake Forest, 11/15/03
	4	Terry Caulley at Buffalo, 9/20/03
	4	Terry Caulley vs. Kent State, 11/9/02

#### PUNTS

1.	11	Justin Wain vs. Tulane, 11/7/15
	11	Cole Wagner at Rutgers, 10/8/10
3.	10	Desi Cullen at Cincinnati, 11/10/07
	10	Chris Pavasaris at Indiana, 9/23/06
	10	Chris Pavasaris vs. USF, 11/26/05
	10	Shane Hussar vs. Syracuse, 10/7/05

#### TACKLES:

1.	21	Alfred Fincher vs. West Virginia, 10/13/04
2.	18	Scott Lutrus vs. Louisville, 10/19/07
	18	Maurice Lloyd vs. Toledo, 12/27/04
4.	17	Andrew Adams vs. Navy, 9/26/15
	17	Sio Moore vs. West Virginia, 10/29/10
5.	16	Yawin Smallwood vs. Towson, 8/29/13

#### SACKS:

1.	4.0	Trevardo Williams vs. Rutgers, 11/26/11
	4.0	Lindsey Witten at Ohio, 9/5/09
3.	3.5	Sio Moore vs. Vanderbilt, 9/10/11
4.	3.5	Robert McClain vs. Buffalo, 1/3/09
5.	3	Four times, last by Cody Brown vs. Syracuse, 11/15/08

#### TACKLES FOR LOSS

1.	5	Alfred Fincher vs. Western Michigan, 11/1/03
	5	Uyi Osunde vs. Akron, 10/25/03
	5	Tyler King vs. Akron, 10/25/03

#### PASSES INTERCEPTED

1.	3	Andrew Adams vs. UCF, 11/1/15
	3	Darius Butler at Army, 10/1/05
3.	2	<b>Jamar Summers vs. East Carolina, 10/30/15</b>
	2	Taylor Mack vs. Rutgers, 11/30/13
	2	Darius Butler vs. Army, 10/14/06
	2	Justin Perkins vs. Rutgers, 11/8/03
	2	Justin Perkins vs. Lehigh, 10/4/03
	2	Maurice Lloyd at Iowa State, 11/23/02



### MISCELLANEOUS

#### LARGEST MARGIN OF VICTORY:

Margin	Date	Opponent	Score
59	9/11/10	Texas Southern	62-3
59	9/10/05	Liberty	59-0
47	11/2/02	Florida Atlantic	61-14
45	8/31/06	Rhode Island	52-7
42	9/26/09	Rhode Island	52-10
42	11/9/02	Kent State	63-21
38	9/8/07	Maine	38-0
38	9/1/05	Buffalo	38-0
38	9/4/04	Murray State	52-14
38	11/16/02	at Navy	38-0
35	12/7/13	Memphis	45-10

#### LARGEST MARGIN OF DEFEAT:

45	10/26/13	at UCF	17-62
45	11/24/07	at West Virginia	21-66
41	11/22/14	Cincinnati	0-41
38	9/26/16	East Carolina	41-3
34	9/27/03	at Virginia Tech	13-47
34	10/5/02	at Miami, Fla.	14-48
32	11/2/05	at West Virginia	13-45

#### LARGEST LEAD HELD:

Lead	Date	Opponent	Score	Quarter
59	9/11/10	Texas Southern	62-3	Final
59	9/10/05	Liberty	59-0	Final
56	11/9/02	Kent State	56-0	4th
56	11/2/02	Florida Atlantic	56-0	3rd
45	8/31/06	Rhode Island	52-7	Final
42	9/13/08	Virginia	45-3	4th
38	9/26/09	Rhode Island	45-7	4th
38	9/8/07	Maine	38-0	Final
38	9/1/05	Buffalo	38-0	Final
38	9/4/04	Murray State	52-14	Final
38	11/16/02	at Navy	38-0	Final

#### LARGEST LEAD LOST (AFTER 1ST QUARTER):

15	10/10/09	Pittsburgh	21-6	3rd
14	9/21/13	Michigan	21-7	3rd
14	10/13/12	Temple	14-0	2nd
13	10/22/16	UCF	13-0	2nd
10	9/16/11	Iowa State	10-0	2nd
10	11/1/08	West Virginia	10-0	1st
10	12/29/07	vs. Wake Forest	10-0	3rd

#### LARGEST DEFICIT FACED:

Deficit	Date	Opponent	Score	Quarter
52	11/24/07	at West Virginia	66-14	4th
48	10/5/02	at Miami, Fla.	48-0	3rd
45	10/26/13	at UCF	62-17	4th
41	11/22/14	Cincinnati	41-0	4th
40	9/27/03	at Virginia Tech	40-0	3rd
38	12/2/06	at Louisville	48-10	4th
38	10/29/16	at East Carolina	41-3	4th

#### LARGEST DEFICIT OVERCOME TO WIN:

17	11/1/03	Western Michigan	17-0	2nd
14	11/21/09	Notre Dame	14-0	1st
14	11/11/06	Pittsburgh	31-17	4th
14	9/11/04	Duke	20-6	4th
14	9/21/02	Ohio	20-6	3rd
11	9/26/08	at Louisville	21-10	3rd

#### FOURTH QUARTER COMEBACK VICTORIES:

Date	Opponent	Deficit	Score	Time	Game Winning Play
9/17/16	Virginia	10	10-0	12:42	Puyol 43 yd field goal
11/22/13	Temple	7	28-21	4:32	Yavin Smallwood 59 yd int ret
10/29/10	West Virginia	3	16-13	OT	Dave Teggart 27 yard field goal
11/11/10	Pittsburgh	1	30-28	6:19	Isiah Moore 14 pass from Zach Frazer
12/5/09	South Florida	1	27-26	0:40	Dave Teggart 42 field goal
11/21/09	Notre Dame	3	20-17	10:47	Andre Dixon 4 run (2OT)
9/26/08	Louisville	4	17-21	2:45	Lawrence Wilson 45 int ret.
10/19/07	Louisville	10	17-7	11:35	Andre Dixon 5 run
9/15/07	Temple	1	17-16	14:54	Donald Brown 5 run
11/11/06	Pittsburgh	14	17-31	7:53	Donald Brown 10 run(D.J. Hernandez rush)
9/11/04	Duke	14	6-20	11:05	Matt Nuzie 21 field goal
11/8/03	Rutgers	3	21-24	8:04	Cornell Brockington 1 run
10/25/03	Akron	6	28-34	8:43	Matt Nuzie 27 field goal
10/18/03	at Kent State	8	20-28	1:51	O'Neil Wilson 14 pass from Dan Orlovsky
9/21/02	Ohio	6	13-19	14:05	Dan Orlovsky 1 run

#### FANTASTIC FINISHES (FINAL 2:00):

Date	Opponent	Final Score	Scoring Play
9/1/16	Maine	24-21	Puyol 37 yd FG (0:11, 4th)
9/12/16	Virginia	13-10	Puyol 43 yd FG (1:33, 4th)
10/1/11	W. Michigan	L, 31-38	Chleb Ravenell 41 pass from Aelx Carder (1:35, 4th)
12/4/10	USF	W19-16	Dave Teggart 52 yard field goal (0:17 4th)
10/29/10	West Virginia	W, 16-13	Dave Teggart 27 yard field goal (OT)
12/5/09	USF	W, 29-27	Dave Teggart 42 field goal (0:00, 4th)
11/21/09	Notre Dame	W, 33-30	Andre Dixon 4 run (2nd OT)
10/31/09	Rutgers	L, 24-28	Tim Brown 81 pass from Tom Savage 0:22, 4th)
10/10/09	at Pittsburgh	L, 21-24	Dan Hutchins 18 field goal (0:00, 4th)
9/12/09	North Carolina	L, 10-12	Team Safety (1:32, 4th)
10/19/07	Louisville	W, 21-17	Andre Dixon 5 run (1:32, 4th)
11/25/06	Cincinnati	L, 23-26	Kevin Lovell 29 field goal (0:10, 4th)
11/11/06	Pittsburgh	W, 46-45	Donald Brown 10 run (D.J. Hernandez rush, 2OT)
11/8/03	Rutgers	W, 38-31	Cornell Brockington 1 run (0:26, 4th)
10/25/03	Akron	W, 38-37	Matt Nuzie 27 field goal (0:00 4th)
10/18/03	at Kent State	W, 34-31	O'Neil Wilson 14 pass from Dan Orlovsky (OT)

#### EARLIEST SCORES:

Qtr	Time	Date	Opponent	Play
1st	13:34	9/25/10	Buffalo	Jerome Junior 27 yard interception return
1st	14:44	10/23/04	Temple	Larry Taylor 97 kickoff return
1st	14:43	11/15/03	at Wake Forest	O'Neil Wilson 55 pass from Dan Orlovsky
1st	14:12	9/8/07	Maine	Scott Lutrus 25 interception return
1st	13:55	11/3/07	Rutgers	Team Safety
1st	13:33	11/26/05	South Florida	Lou Allen 60 run
1st	13:33	11/2/02	Florida Atlantic	Terry Caulley 33 run

#### EARLIEST SCORES AGAINST:

1st	14:09	9/24/16	Syracuse	Etta-Tawo 57 yd pass Eric Dungey
1st	14:45	11/19/11	Louisville	Adrian Bushell 100 kickoff return
1st	14:46	10/24/09	at West Virginia	Tavor Austin 98 kickoff return
1st	14:48	10/31/09	Rutgers	Devin McCourty 98 kickoff return
1st	14:43	10/19/02	Temple	Makonne Fenton 94 kickoff return
1st	14:12	9/17/04	at Boston Coll.	Joel Hazard 12 pass from Paul Peterson
1st	13:20	9/30/06	Navy	Reggie Campbell 77 pass from Brian Hampton
1st	13:16	9/1/07	at Duke	Brandon King 6 pass from Thaddeus Lewis

#### TWO-POINT CONVERSION ATTEMPTS (8-21):

Date	Opponent	Two-Point Play	Final
11/26/16	Tulane	Donovan Williams rush failed	L, 13-38
9/26/15	Navy	Noel Thomas pass from Bryant Shirreffs	L, 18-28
9/28/14	at Buffalo	Chandler Whitmer pass failed	L, 12-41
9/14/13	Maryland	Jeremy Davis pass from Chandler Whitmer	L, 21-32
8/29/13	Towson	Spencer Parker pass from Chandler Whitmer	L, 18-33
12/3/11	at Cincinnati	Corey Manning pass from Johnny McEntee	L, 27-35
12/5/09	USF	Desi Cullen rush failed	W, 29-27
12/5/09	USF	Zach Frazer pass failed	W, 29-27
11/7/09	at Cincinnati	Marcus Easley pass from Jordan Todman	L, 45-47
11/7/09	at Cincinnati	Zach Frazer pass failed	L, 45-47
10/4/08	North Carolina	Zach Frazer rush failed	L, 38-12
9/26/08	Louisville	Zach Frazer pass failed	W, 26-21
10/27/07	USF	Desi Cullen pass failed	W, 22-15
9/15/07	Temple	Tyler Lorenzen rush failed	W, 22-17
11/11/06	Pittsburgh	D.J. Hernandez rush	W, 46-45
10/29/06	at Rutgers	Matt Bonislawski rush failed	L, 13-24
10/20/06	West Virginia	Terry Caulley rush	L, 11-37
12/3/05	Louisville	D.J. Hernandez rush failed	L, 20-30
10/13/04	West Virginia	Dan Orlovsky pass failed	L, 19-31
9/30/04	Pittsburgh	Dan Orlovsky pass failed	W, 29-17
10/18/03	at Kent State	Keron Henry pass from Dan Orlovsky	W, 34-31 OT

#### TWO-POINT CONVERSION ATTEMPTS DEFENDED (2-8):

9/3/15	Villanova	Jon Robertson pass failed	W, 20-15
11/26/11	Rutgers	Gary Nova pass failed	W, 40-22
11/26/11	Rutgers	Gary Nova pass failed	W, 40-22
9/18/10	at Temple	Chester Stewart pass failed	L, 16-30
12/5/09	USF	B.J. Daniels pass failed	W, 29-27
10/17/09	Louisville	Adam Froman pass failed	W, 38-25
10/10/09	at Pittsburgh	Cedric McGee pass from Bob Stull	L, 21-24
9/19/09	at Baylor	Justin Akers pass from Robert Griffin	W, 30-22
9/5/09	at Ohio	Theo Scott pass failed	W, 23-16

#### SAFETIES:

Date	Opponent	Play
10/10/15	UCF	Hayden Jones kneels in end zone on KO after taking ball out
10/2/10	Vanderbilt	Ball snapped through the back of the end zone
9/5/09	Ohio	Lindsey Witten sack in end zone
11/15/08	Syracuse	Team pushes back into endzone
11/3/07	Rutgers	D.J. Hernandez blocks punt through end zone
9/1/07	Duke	Julius Williams sacks Thaddeus Lewis in end zone
11/26/05	South Florida	Deon McPhee sacks Pat Julmiste in end zone
10/20/04	Buffalo	Shawn Mayne sacks P.J. Piskorik in end zone
11/9/02	Kent State	Frank Quagliano tackles David McDowell in end zone

#### SAFETIES AGAINST:

9/3/15	Villanova	Andreas Knappe holding in end zone
9/19/15	Missouri	Clarence Green blocked punt
10/8/11	West Virginia	Johnny McEntee sacked in End Zone





# FBS RECORDS (SINCE 2002)

2017 UCONN FOOTBALL MEDIA GUIDE

## TRUE FRESHMAN STARTERS:

Player	Year	Pos.	Starts
Deon Anderson	2002	FB	6
Anthony Barksdale	2005	FB	2
Allan Barnes	2003	CB	3
Tyraiq Beals	2015	WR	6
Tim Boyle	2013	QB	4
Tyvon Branch	2004	CB	1
Cody Brown	2005	DE	1
Dennis Brown	2005	QB	2
Terry Caulley	2002	TB	9
Ryan Crozier	2014	LG	4
James Hargrave	2002	LB	2
Shane Hussar	2004	P	11
Terence Jeffers	2006	WR	8
Ron Johnson	2014	TB	6
Jesse Joseph	2009	DE	13
Brad Kanuch	2006	WR	8
Matt Lawrence	2003	TB	2
Arkeel Newsome	2014	TB	2
Hergy Mayala	2015	WR	5
Anthony Rouzier	2005	LB	1
Anthony Sherman	2007	FB	2
Michael Smith	2008	WR	1
Jamar Summers	2014	CB	6
Robert Vaughn	2006	S	2
Donovan Williams	2016	QB	3
Trevario Williams	2009	DE	1
Lindsey Witten	2006	DE	6

## TOP HOME ATTENDANCE:

Attn.	Site	Opponent	Date
42,704	Rentschler Field	Michigan	9/28/13

## TOP ROAD/NEUTRAL ATTENDANCE:

Attn.	Date	Opponent	Site
113,090	9/4/10	Michigan	Michigan Stadium
80,795	11/21/09	Notre Dame	Notre Dame Stadium
70,079	9/19/15	Missouri	Faurot Field At Memorial Stadium
67,232	1/1/11	Oklahoma	University of Phoenix Stadium
65,115	9/27/03	Virginia Tech	Lane Stadium
60,004	10/13/07	Virginia	Scott Stadium
59,500	10/4/08	North Carolina	Kenan Stadium

## LONGEST SCORING DRIVES (BY PLAYS):

Plays	Date	Opponent	Scoring Play
17	9/1/07	at Duke	Tony Ciaravino 19 field goal
16	11/3/12	at USF	Chad Christen 37 yard field goal
16	10/15/11	USF	Dave Teggart, 18 field goal
16	11/18/06	at Syracuse	Donald Brown 3 pass from D.J. Hernandez
16	11/15/03	at Wake Forest	Matt Nuzie 24 field goal
16	9/1/16	Maine	Ron Johnson 1 yd run
15 (12x)	10/15/11	USF	Dave Teggart, 46 field goal

## LONGEST SCORING DRIVES (BY YARDS):

Yards	Date	Opponent	Scoring Play
99	8/31/06	Rhode Island	Donald Brown 3 run
98	9/26/09	Rhode Island	Robbie Frey 13 run
98	11/18/06	at Syracuse	Terence Jeffers 16 pass from D.J. Hernandez
98	11/11/06	Pittsburgh	Donald Brown 8 pass from D.J. Hernandez
98	10/14/06	Army	Terry Caulley 98 run
97	11/1/03	Western Michigan	Cornell Brockington 10 run
97	9/27/03	at Virginia Tech	Keron Henry 27 pass from Dan Orlovsky

## LONGEST SCORING DRIVES (BY TIME):

Time	Date	Opponent	Scoring Play
8:55	9/1/16	Maine	Ron Johnson 1 yd run
8:44	10/23/04	Temple	Chris Bellamy 5 yd run
7:43	9/10/05	Liberty	Lou Allen 6 yd run
7:41	11/15/03	at Wake Forest	Matt Nuzie 24 yd field goal
7:39	11/3/12	USF	Chad Christian 37 yd field goal
7:29	8/30/12	Massachusetts	Lyle McCombs 1 yd run
7:24	11/32/13	Temple	Casey Cochran 1 yd run
7:05	9/3/15	Villanova	Tommy Myers 14 yd pass Shirrefts
7:04	9/13/08	Virginia	Anthony Davis 3 yd pass from Lorenzon

## LONGEST SCORING DRIVES AGAINST (BY PLAYS):

Plays	Date	Opponent	Scoring Play
19	9/4/10	at Michigan	Brandon Gibbons 24 yd field goal
16	11/17/07	Syracuse	Mike Williams 2 yd pass from Dantley
15 (12x)	12/26/15	vs. Marshall	Nick Smith 29 yd field goal

## LONGEST SCORING DRIVES AGAINST (BY YARDS):

Yards	Date	Opponent	Scoring Play
99	9/24/16	Syracuse	Dungey 6 yd run
96	9/10/16	at Navy	Chris High 4 yd run
96	9/4/10	at Michigan	Vincent Smith 12 yd run
95	9/1/16	Maine	Josh Mask 20 yd pass from Collins
95	8/29/13	Towson	Peter Athens 1 yd run
95	11/19/11	Louisville	Teddy Bridgewater 5 yd run
95	10/18/03	at Kent State	Kevin Beverly 3 yd pass from Josh Cribbs
93	10/22/16	UCF	Snelson 22 yd pass from Milton

## LONGEST SCORING DRIVES AGAINST (BY TIME):

Time	Date	Opponent	Scoring Play
8:05	9/4/10	at Michigan	Brendan Gibbons 24 yard field goal
7:35	8/29/13	Towson	Peter Athens 1 yard run
7:19	10/19/07	Louisville	Art Carmody 23 field goal
7:09	10/23/04	Temple	Ryan Lux 19 field goal
7:07	11/19/16	Boston College	Jones 1 yd run
7:04	11/3/07	Rutgers	Jeremy Ito 28 field goal
6:59	11/25/06	Cincinnati	Kevin Lowell 25 field goal

**Bold** indicates returning player

## NCAA FINAL RANKINGS

### OFFENSE

Year	Rank	Stat
2002	75	359.17
2003	8	477.50
2004	19	429.75
2005	94	324.27
2006	73	323.92
2007	90	347.15
2008	62	356.08
2009	57	387.23
2010	96	325.77
2011	108	315.17
2012	110	318.33
2013	112	318.60
2014	123	276.30
2015	123	310.3
2016	122	320.0

### PASSING EFFICIENCY

Year	Rank	Stat
2002	42	127.99
2003	32	137.52
2004	39	133.91
2005	104	104.32
2006	104	103.90
2007	77	121.67
2008	116	90.85
2009	65	127.30
2010	112	103.11
2011	100	113.21
2012	98	115.49
2013	103	112.49
2014	109	109.20
2015	88	121.82
2016	116	110.97

### RUSHING OFFENSE

Year	Rank	Stat
2002	72	136.58
2003	34	179.58
2004	66	148.42
2005	34	172.82
2006	13	182.92
2007	49	161.38
2008	13	216.38
2009	39	170.69
2010	35	174.69
2011	97	118.50
2012	117	87.92
2013	119	84.4
2014	116	106.9
2015	114	12.8
2016	118	117.3

### SCORING OFFENSE

Year	Rank	Stat
2002	28	31.08
2003	17	34.00
2004	27	30.25
2005	66	24.73
2006	81	21.42
2007	66	26.46
2008	55	24.92
2009	27	31.15
2010	63	26.38
2011	82	24.25
2012	118	17.75
2013	106	20.6
2014	122	15.50
2015	121	17.2
2016	128	14.8

### DEFENSE

Year	Rank	Stat
2002	19	316.08
2003	32	340.00
2004	27	327.42
2005	7	298.27
2006	82	358.08
2007	37	351.38
2008	6	278.00
2009	62	368.77
2010	58	366.77
2011	51	366.67
2012	9	309.92
2013	51	384.6
2014	49	378.6
2015	33	355.1
2016	65	410.8

### PASSING DEFENSE

Year	Rank	Stat
2002	5	160.42
2003	33	201.17
2004	19	190.00
2005	4	158.42
2006	25	178.50
2007	17	194.00
2008	9	168.23



Center Moe Petrus started 51 consecutive games between 2008-11 – a UConn record