



**Ucla**<sup>®</sup>

**FOOTBALL**

**2017 INFORMATION  
GUIDE**

## 2017 UCLA FOOTBALL

### 2017 QUICK FACTS

Location	Los Angeles, CA
Athletic Dept. Address	325 Westwood Plaza Los Angeles, CA 90095
Athletics Phone	(310) 825-8699
Ticket Office	(310) UCLA-WIN
Website	uclabruins.com
Social Media	@UCLAFootball
Chancellor	Dr. Gene Block
Director of Athletics	Daniel G. Guerrero
Enrollment	44,947 (30,873 undergraduates)
Founded	1919
Colors	Blue and Gold
Nickname	Bruins
Conference	Pac-12
National Affiliation	NCAA Division I
Home Stadium	Rose Bowl
Offensive Alignment	Multiple
Defensive Alignment	Multiple
Letterwinners Returning	49 (12 starters: 7 off./5 def.)
Letterwinners Lost	21
2016 Record	4-8
2016 Conference Record	2-7 (T-4th, Pac-12 South Div.)

### COACHING STAFF

Head Coach	Jim Mora (Washington '84)
Record at UCLA (Years)	41-24 (5)
Offensive Coordinator/QBs	Jedd Fisch
Defensive Coordinator	Tom Bradley
Asst. Head Coach - Defense/DBs	Demetrice Martin
Offensive Line	Hank Fraley
Recruiting Coordinator/Defensive Line	Angus McClure
Sr. Associate Head Coach/Tight Ends	Rip Scherer
Linebackers/Special Teams Coach	Scott White
Passing Game Coordinator/Receivers	Jimmie Dougherty
Running Backs	DeShaun Foster
Strength & Conditioning Coordinator	Sal Aloisi

### TABLE OF CONTENTS

#### The 2017 Bruins

Quick Facts/Schedule	1
Rosters	2-3
Coaching Staff	4-11
Returning Player Biographies	12-39
Newcomer Biographies	40-44

#### 2016 Season in Review

Final Statistics & Results	45-50
2016 Honors	50-51
Box Scores	52-55

#### Records

The Last Time	56
Career Records	58-59
Single-Season Records	60-61
Individual Records	62-63
Bowl Records	63
True Freshman Records	64
Team Single-Season Records	65
Opponent Records	66
Single-Game Records	67-68
Opponent Game Records	69
All-Time 100-Yard Rushers/Receivers	70-72
Multiple 100-Yard Games	73
Single-Game 100-Yard Duos	74
Top 10 Offensive/Defensive Seasons	75
Year-By-Year Totals	76-83
Yearly NCAA Top 25 Stat Leaders	84-85
UCLA Returns for Touchdowns	86
Multi-Game 300-Yard Passers	87
100-Yard Multi-Game Receiving Leaders	88
100-Yard Multi-Game Rushing Leaders	89-90

#### History

All-Time Results	91-95
All-Time Record vs. Opponents	95
Record vs. Opponents	96-100
Shutouts	100

Record in Overtime	101
Fourth Quarter/OT Wins	102
Comeback Wins	103
Bruin Wins Over Top 25-Ranked Opponents	104-105
UCLA's BCS Poll History	105
Yearly Coaching Records	106
Bruin Championship Teams	107-109
Past Head Coach Bios	110-111
Year-By-Year Coaching Records	112
All-Time Assistant Coach List	113
Home Attendance	114
Television History	115
UCLA Football Traditions	116
All-Time Letterwinners List	117-121
Freshman/Four Year Starters	121

#### Bowl History

Bowl Game Summaries	122-128
---------------------	---------

#### Traditions

UCLA's National Championship Season	129
Hall of Famers	130-131
All-Americans	132-140
UCLA and the Heisman Trophy	141
UCLA Award Winners	142-145
Retired Jerseys	146
Bruin Honors	147
Conference Leaders	149-150
Classroom All-Stars	151
All-Star Game Participants	152

#### Bruins in the NFL

2017 NFL Bruins	153
Bruins in the Super Bowl	154
First Round Draft Choices	154
All-Time Professional Roster	155-160
All-Pro/Pro Bowl Selections	161
NFL Draft History	162-164



### 2017 UCLA FOOTBALL SCHEDULE

Date	Opponent (*16 Record)	Time/TV	Location	'16 Result	Series
<b>Sept. 3 (Sun.)</b>	<b>Texas A&amp;M (8-5)</b>	<b>4:30 pm/FOX</b>	<b>Rose Bowl</b>	<b>L, 24-31ot</b>	<b>A&amp;M leads 2-3-0</b>
<b>Sept. 9</b>	<b>Hawai'i (7-7)</b>	<b>2:00 pm/P12N</b>	<b>Rose Bowl</b>	<b>---</b>	<b>UCLA leads 2-0-0</b>
Sept. 16	at Memphis (8-5)	9:00 am/ABC/ESPN2	Memphis, Tenn.	---	UCLA leads 1-0-0
Sept. 23	at Stanford*(10-3)		Stanford, Calif.	L, 13-22	UCLA leads 45-40-3
<b>Sept. 30</b>	<b>Colorado*(10-4)</b>		<b>Rose Bowl</b>	<b>L, 10-20</b>	<b>UCLA leads 9-3-0</b>
Oct. 14	at Arizona*(3-9)		Tucson, Ariz.	W, 45-24	UCLA leads 24-15-2
<b>Oct. 21</b>	<b>Oregon*(4-8)</b>		<b>Rose Bowl</b>	<b>---</b>	<b>UCLA leads 39-28-0</b>
Oct. 28	at Washington*(12-2)		Seattle, Wash.	---	UCLA leads 40-30-2
Nov. 3 (Fri.)	at Utah*(9-4)	6:30 pm/FS1	Salt Lake City, Utah	L, 45-52	UCLA leads 11-4-0
<b>Nov. 11</b>	<b>Arizona State*(5-7)</b>		<b>Rose Bowl</b>	<b>L, 20-23</b>	<b>UCLA leads 19-13-1</b>
Nov. 18	at USC*(10-3)		Los Angeles Coliseum	L, 14-36	USC leads 46-31-7
<b>Nov. 24 (Fri.)</b>	<b>California*(5-7)</b>	<b>7:30 pm/FS1</b>	<b>Rose Bowl</b>	<b>L, 10-36</b>	<b>UCLA leads 53-33-1</b>
Dec. 1 (Fri.)	Pac-12 Championship Game		Santa Clara, Calif. (Levi's Stadium)		

All times are Pacific time

\* Denotes Pac-12 Conference Game

### 2016 UCLA FOOTBALL RESULTS (4-8 Overall; 2-7, T4th Pac-12 South)

Date	(RK) Opponent (RK)	Location	Score	Attendance
Sept. 3	(#16) at Texas A&M	College Station, Texas	L, 24-31 ot	100,443
<b>Sept. 10</b>	<b>UNLV</b>	<b>Rose Bowl</b>	<b>W, 42-21</b>	<b>63,712</b>
Sept. 17	at BYU	Provo, Utah	W, 17-14	62,904
<b>Sept. 24</b>	<b>Stanford*(#7)</b>	<b>Rose Bowl</b>	<b>L, 13-22</b>	<b>70,833</b>
<b>Oct. 1</b>	<b>Arizona*</b>	<b>Rose Bowl</b>	<b>W, 45-24</b>	<b>68,013</b>
Oct. 8	at Arizona State*	Tempe, Ariz.	L, 20-23	48,509
Oct. 15	at Washington State*	Pullman, Wash.	L, 21-27	29,310
<b>Oct. 22</b>	<b>Utah*(#19)</b>	<b>Rose Bowl</b>	<b>L, 45-52</b>	<b>66,243</b>
Nov. 3 (Thu.)	at Colorado*(#21)	Boulder, Colo.	L, 10-20	43,761
<b>Nov. 12</b>	<b>Oregon State*</b>	<b>Rose Bowl</b>	<b>W, 38-24</b>	<b>64,813</b>
<b>Nov. 19</b>	<b>USC* (#15)</b>	<b>Rose Bowl</b>	<b>L, 14-36</b>	<b>71,137</b>
Nov. 26	at California*	Berkeley, Calif.	L, 10-36	39,633

\* Denotes Pac-12 Conference Game

**2017 UCLA FOOTBALL ROSTER**

**ALPHABETICAL**

No.	Name	Pos.	Ht.	Wt.	Yr.	Exp.	Hometown	High School/Last School
74	Akingbulu, Alex	OL	6-5	280	R-Fr.	SQ	Carson, Calif.	Narbonne HS
24	Alloway, Damian	WR	5-9	175	R-Fr.	SQ	Fontana, Calif.	Summit HS
55	Alves, Michael	OL	6-5	315	R-Fr.	SQ	San Diego, Calif.	St. Augustine HS
48	Anawalt, Winston	LB	6-0	215	Fr.	HS	San Gabriel, Calif.	Loyola HS
7	Andrews, Darren	WR	5-10	195	R-Sr.	3V	Phillips Ranch, Calif.	Bishop Amat HS
44	Andrus, Martin	DL	6-2	300	Fr.	HS	Long Beach, Calif.	Los Angeles Senior HS
86	Asiasi, Devin	TE	6-3	287	So.	TR	Shoreview, Calif.	De La Salle HS/Univ. of Michigan
33	Ault, Chase	DB	6-0	190	Fr.	HS	Huntington Beach, Calif.	Mater Dei HS
14	Barnes, Krys	LB	6-2	250	So.	1V	Bakersfield, Calif.	Liberty HS
59	Bateman, Zach	OL	6-6	310	R-Sr.	1V	Costa Mesa, Calif.	Estancia HS/Orange Coast College
48	Beadles, Connor	TE	6-4	235	Fr.	HS	Pasadena, Calif.	Loyola HS
22	Bornstein, Zack	WR	6-4	210	R-Jr.	SQ	Westlake Village, Calif.	Oaks Christian HS
55	Brandt, Breland	LB	6-4	230	R-Fr.	SQ	Carson, Calif.	Windward School
25	Brown, Antonio	WR	6-0	180	Fr.	HS	Los Angeles, Calif.	Campbell Hall School
12	Burton, Austin	QB	6-3	203	Fr.	HS	Newton, Mass.	West Orange HS
3	Burton, Brandon	LB	6-0	200	So.	1V	Los Angeles, Calif.	Serra HS
73	Burton, Jake	OL	6-5	280	R-Fr.	SQ	Alpine, Calif.	Granite Hills HS
30	Byrge, Zachary	RB	5-7	210	R-So.	SQ	Los Angeles, Calif.	Verbum Dei HS
72	Cochrun, Zach	OL	6-5	270	Fr.	HS	San Clemente, Calif.	San Clemente HS
53	Cuevas, Xan	LB	5-11	215	R-Jr.	SQ	Culver City, Calif.	Culver City HS/Santa Barbara CC
68	Demski, Clayton	OL	6-2	275	R-Fr.	SQ	Larkspur, Calif.	Marin Catholic HS
30	Den Bleyker, Johnny	LS	5-11	200	So.	1V	Fremont, Calif.	Moreau Catholic HS
99	Dickerson, Matt	DL	6-4	295	Sr.	3V	San Mateo, Calif.	Junipero Serra HS
10	Felton, Demetric	WR	5-10	185	R-Fr.	SQ	Temecula, Calif.	Great Oak HS
39	Ferne, Ethan	WR	5-11	185	So.	SQ	Dripping Springs, Texas	Dripping Springs HS
25	Fisher, Denzel	DB	6-1	180	R-Jr.	2V	Los Angeles, Calif.	Centennial HS
20	Flintoft, Stefan	P	6-3	200	R-Jr.	1V	Westchester, Calif.	Loyola HS
9	Gates, Elijah	DB	5-11	170	Fr.	HS	Pasadena, Calif.	Buena Park HS
45	Gentosi, Giovanni	RB	6-2	250	R-Jr.	2V	Newport Beach, Calif.	Corona del Mar HS
17	Gibbs, Jackson	QB	6-1	190	Fr.	HS	Davidson, N.C.	Hough HS
17	Holiday, DeChaun	LB	6-2	225	R-So.	1V	San Marcos, Calif.	Mission Hills HS
1	Holmes, Darnay	DB	5-10	195	Fr.	HS	Pasadena, Calif.	Calabasas HS
14	Howard, Theo	WR	6-0	180	So.	1V	Westlake Village, Calif.	Westlake HS
97	Isibor, Odua	DL	6-4	235	Fr.	HS	Phoenix, Ariz.	St. Mary's HS
89	Jaggers, Jimmy	TE	6-4	240	Fr.	HS	Roseville, Calif.	Roseville HS
1	Jamabo, Soso	RB	6-2	215	Jr.	2V	Plano, Texas	Plano West HS
75	James, Andre	OL	6-4	305	R-So.	1V	Herriman, Utah	Herriman HS
21	Johnson, Mossi	DB/WR	6-0	195	Sr.	3V	Los Angeles, Calif.	Crenshaw HS
12	Johnson, Rahyme	LB	6-4	210	Fr.	HS	Los Angeles, Calif.	Bishop Mora Salesian HS
6	Johnson III, Stephen	WR	5-11	195	R-So.	1V	San Leandro, Calif.	San Leandro HS
32	Juarez, Mique	LB	6-2	255	R-Fr.	HS	Torrance, Calif.	North HS
6	Juels, Nick	QB	5-10	165	Fr.	HS	Simi Valley, Calif.	Grace Brethren HS
92	Kent, Austin	P	6-1	220	So.	1V	Charlotte, N.C.	Providence HS
26	Kinder, Cole	RB	6-1	215	Fr.	HS	Newport Beach, Calif.	Newport Harbor HS
76	Lacy, Kenny	OL	6-4	305	R-Sr.	3V	Phoenix, Ariz.	Mountain Pointe HS
37	Lake, Quentin	DB	6-1	180	Fr.	HS	Santa Ana, Calif.	Mater Dei HS
2	Lasley, Jordan	WR	6-1	205	R-Jr.	2V	Compton, Calif.	Serra HS
9	Lee, Dymond	WR	6-2	190	R-Fr.	SQ	Reseda, Calif.	Chaminade Prep
23	Lockett, Will	DB	5-11	195	R-So.	1V	Houston, Texas	Manvel HS
11	Lucier-South, Keisean	DL	6-4	240	R-So.	1V	Santa Ana, Calif.	Orange Lutheran HS
15	Lynch, Matt	QB	6-4	218	R-Fr.	SQ	Broomfield, Calif.	Legacy HS
39	Mapes, Michael	DB	5-8	180	R-Fr.	SQ	Los Angeles, Calif.	Harvard-Westlake HS
64	Marrazzo, Sam	OL	6-4	280	Fr.	HS	Aliso Viejo, Calif.	Aliso Niguel HS
82	Massington, Eldridge	WR	6-2	212	R-Sr.	3V	Mesquite, Texas	West Mesquite HS
31	McClure, Will	WR	5-8	185	R-Jr.	SQ	Folsom, Calif.	Folsom HS/American River College
22	Meadors, Nate	DB	5-11	195	Jr.	2V	San Bernardino, Calif.	San Gorgonio HS
41	Michaelsen, Alex	LS	6-1	190	Fr.	HS	Newport Beach, Calif.	Newport Harbor HS
77	Miller, Kolton	OL	6-8	310	R-Jr.	2V	Roseville, Calif.	Roseville HS
71	Moala, Poasi	OL	6-4	305	R-Sr.	3V	Moreno Valley, Calif.	Rancho Verde HS
18	Modster, Devon	QB	6-2	220	R-Fr.	SQ	Mission Viejo, Calif.	Tesoro HS
17	Molson, JJ	K	6-0	210	So.	1V	Montreal, Quebec, Canada	Selwyn House School
95	Moore, Marcus	DL	6-2	265	R-Fr.	SQ	Pasadena, Calif.	Crespi HS
28	Muhammad, Khalil	RB	5-7	185	R-So.	SQ	Rancho Cucamonga, Calif.	Rancho Cucamonga HS
19	Myers, Craig	QB	5-11	185	R-Jr.	SQ	Claremont, Calif.	Claremont HS
93	Nnoruka, Chigozie	DL	6-2	300	R-So.	SQ	Sacramento, Calif.	Kennedy HS/American River College
76	Ochi, Chiemeka	DL	6-1	275	Fr.	HS	San Diego, Calif.	Mt. Carmel HS
92	Odighizuwa, Osa	DL	6-2	285	R-Fr.	SQ	Portland, Ore.	Douglas HS
66	Odogwu, Sunny	OL	6-8	325	Gr.	TR	Enugu, Nigeria	St. Frances Academy/U. Miami, Fla.
4	Olorunfunmi, Bolu	RB	5-10	220	Jr.	2V	Clovis, Calif.	Clovis North HS

**NUMERICAL**

1	Darnay Holmes	DB
1	Soso Jamabo	RB
2	Jordan Lasley	WR
2	Josh Woods	LB
3	Brandon Burton	LB
3	Josh Rosen	QB
4	Bolu Olorunfunmi	RB
4	Jaleel Wadood	DB
6	Stephen Johnson III	WR
6	Nick Juels	QB
6	Adarius Pickett	DB
7	Darren Andrews	WR
7	Mo Osling III	DB
9	Elijah Gates	DB
9	Dymond Lee	WR
10	Demetric Felton	WR
10	Colin Samuel	DB
11	Keisean Lucier-South	DL
11	Audie Omotosho	WR
12	Austin Burton	QB
12	Rahyme Johnson	LB
14	Krys Barnes	LB
14	Theo Howard	WR
15	Matt Lynch	QB
15	Jaelan Phillips	DL
15	Andrew Strauch	K
17	Jackson Gibbs	QB
17	DeChaun Holiday	LB
17	JJ Molson	K
18	Devon Modster	QB
18	Octavius Spencer	DB
19	Craig Myers	QB
20	Stefan Flintoft	P
20	Brandon Stephens	RB
20	Leni Toailoa	LB
21	Mossi Johnson	DB/WR
22	Zack Bornstein	WR
22	Nate Meadors	DB
23	Will Lockett	DB
23	Nate Starks	RB
24	Damian Alloway	WR
24	Jay Shaw	DB
25	Antonio Brown	WR
25	Denzel Fisher	DB
26	Cole Kinder	RB
27	Christian Pabico	WR
28	Khalil Muhammad	RB
28	Keyon Riley	DB
29	Ryan Parks	DB
29	Brad Sochowski	WR
30	Zachary Byrge	RB
30	Johnny Den Bleyker	LS
31	Will McClure	WR
32	Mique Juarez	LB
32	Jalen Starks	RB
33	Chase Ault	DB
33	Drew Platt	RB
35	Ainuu Taua	DL
37	Quentin Lake	DB
39	Ethan Fernea	WR
39	Michael Mapes	DB
40	Justin Rittman	RB
41	Alex Michaelsen	LS
42	Kenny Young	LB
42	Martin Andrus	DL
44	Alex Rassool	TE
45	Giovanni Gentosi	RB
46	Donovan Williams	LB
47	Shea Pitts	DB

## 2017 UCLA FOOTBALL ROSTER

### ALPHABETICAL

No.	Name	Pos.	Ht.	Wt.	Yr.	Exp.	Hometown	High School/Last School
11	Omotosho, Audie	WR	6-2	200	R-Fr.	SQ	Plano, Texas	Plano East HS
7	Osling III, Mo	DB	6-2	185	Fr.	HS	Panorama City, Calif.	Antelope Valley HS
27	Pabico, Christian	WR	6-0	190	R-Jr.	SQ	Long Beach, Calif.	Long Beach Poly HS
29	Parks, Ryan	DB	6-1	205	Fr.	HS	Manhattan Beach, Calif.	Loyola HS
65	Perez, Paco	OL	6-4	305	R-Fr.	SQ	Baldwin Park, Calif.	Baldwin Park HS
15	Phillips, Jaelan	DL	6-5	255	Fr.	HS	Redlands, Calif.	Redlands East Valley HS
6	Pickett, Adarius	DB	5-11	200	R-Jr.	2V	El Cerrito, Calif.	El Cerrito HS
99	Pierson, Crawford	K	5-9	170	R-Fr.	SQ	Westlake Village, Calif.	Westlake HS
47	Pitts, Shea	DB	6-0	180	Fr.	HS	Agoura Hills, Calif.	Oaks Christian HS
33	Platt, Drew	FB	6-3	240	Fr.	HS	La Palma, Calif.	Los Alamitos HS
52	Quessenberry, Scott	OL	6-3	315	R-Sr.	3V	La Costa, Calif.	La Costa Canyon HS
44	Rassool, Alex	TE	6-3	235	R-Jr.	SQ	Stevenson Ranch, Calif.	West Ranch HS
28	Riley, Keyon	DB	6-0	195	R-Fr.	SQ	Moreno Valley, Calif.	Servite HS
40	Rittman, Justin	RB	6-1	245	R-Jr.	SQ	Stanford, Calif.	Palo Alto HS
88	Roberts, Austin	TE	6-2	230	R-Jr.	2V	Hollywood, Fla.	Carmel (Ind.) HS
85	Robinson-Carr, Moses	TE	6-5	260	Fr.	HS	Lancaster, Calif.	Antelope Valley HS
56	Rogers, Greg	DL	6-3	305	Fr.	HS	Las Vegas, Nev.	Arbor View HS
3	Rosen, Josh	QB	6-4	220	Jr.	2V	Manhattan Beach, Calif.	St. John Bosco HS
10	Samuel, Colin	DB	6-3	200	R-So.	SQ	Long Beach, Calif.	Long Beach Poly HS
63	Seawards, Sean	OL	6-4	325	Fr.	HS	Phoenix, Ariz.	Saguaro HS
24	Shaw, Jay	DB	5-11	170	Fr.	HS	Corona, Calif.	Centennial HS
58	Shojima, Gyo	OL	6-1	290	R-Sr.	1V	Redondo Beach, Calif.	Nishi (Japan) HS/Santa Monica College
53	Smalley, Jayce	LB	6-0	215	Fr.	HS	Kaneohe, Hawai'i	Servite HS
29	Sochowski, Brad	WR	5-10	190	R-Jr.	SQ	San Marcos, Calif.	Mission Hills HS
18	Spencer, Octavius	DB	5-11	185	Jr.	2V	Pasadena, Calif.	Monrovia HS
32	Starks, Jalen	RB	6-0	250	So.	1V	Van Nuys, Calif.	Crespi HS
23	Starks, Nate	RB	5-11	212	Sr.	3V	Las Vegas, Nev.	Cherry Creek (Colo.) HS
20	Stephens, Brandon	RB	6-1	210	So.	1V	Plano, Texas	Plano HS
15	Strauch, Andrew	K	5-10	180	R-So.	1V	Piedmont, Calif.	Piedmont HS
60	Sweeney, Zach	OL	6-3	275	Fr.	HS	Cooper City, Fla.	St. Thomas Aquinas HS
75	Tagalao, Boss	DL	6-2	310	So.	1V	Pittsburgh, Calif.	De La Salle HS
35	Taua, Ainiu	DL	5-11	295	R-Jr.	2V	Lompoc, Calif.	Lompoc HS
94	Terry, Nick	DL	6-3	295	R-Sr.	1V	Elk Grove, Calif.	Pleasant Grove HS/American River College
20	Toailoa, Leni	LB	6-1	230	R-Fr.	SQ	Rialto, Calif.	Carter HS
52	Toailoa, Lokeni	LB	6-2	255	So.	1V	Rialto, Calif.	Carter HS
69	Toran, Najee	OL	6-2	305	Sr.	2V	Houston, Texas	North Shore HS
91	Tuioti-Mariner, Jacob	DL	6-2	285	Sr.	3V	Corona, Calif.	St. John Bosco HS
78	Valentine, Graham	DL	6-2	260	Fr.	HS	San Diego, Calif.	Cathedral Catholic HS
83	Van Dyke, Alex	WR	6-4	225	Sr.	3V	Elk Grove, Calif.	Cosumnes Oaks HS
53	Wacaser, Jax	OL	6-5	260	Fr.	HS	Phoenix, Ariz.	Saguaro HS
90	Wade, Rick	DL	6-6	280	R-So.	1V	Santa Margarita, Calif.	Santa Margarita Catholic HS
4	Wadood, Jaleel	DB	5-9	185	Sr.	3V	Los Angeles, Calif.	St. John Bosco HS
58	Walsh, Koby	LS	5-10	210	R-Fr.	SQ	Los Angeles, Calif.	Notre Dame HS
56	Wariboko-Alali, Josh	OL	6-2	295	R-So.	1V	Edmond, Okla.	Casady HS
61	Weitzman, Bryan	OL	6-5	320	So.	TR	Oak Park, Calif.	Oak Park HS/Azusa Pacific
46	Williams, Donovan	LB	5-11	225	Fr.	SQ	Rancho Cucamonga, Calif.	Los Osos HS
81	Wilson, Caleb	TE	6-4	235	R-So.	1V	Dallas, Texas	Serra HS/USC
87	Wilson, Jordan	TE	6-4	245	R-Fr.	SQ	Nashville, Tenn.	Montgomery Bell Academy
2	Woods, Josh	LB	6-2	240	Jr.	1V	Upland, Calif.	Upland HS
42	Young, Kenny	LB	6-1	240	Sr.	3V	Boutte, La. (Boo-tee)	John Curtis HS
70	Zabie', Stephan	OL	6-6	290	Fr.	HS	Austin, Texas	Westlake HS

### NUMERICAL

48	Winston Anawalt	LB
48	Connor Beadles	TE
52	Scott Quessenberry	OL
52	Lokeni Toailoa	LB
53	Xan Cuevas	LB
53	Jayce Smalley	LB
53	Jax Wacaser	OL
55	Michael Alves	OL
55	Breland Brandt	LB
56	Greg Rogers	DL
56	Josh Wariboko-Alali	OL
58	Gyo Shojima	OL
58	Koby Walsh	LS
59	Zach Bateman	OL
60	Zach Sweeney	OL
61	Bryan Weitzman	OL
63	Sean Seawards	OL
64	Sam Marrazzo	OL
65	Paco Perez	OL
66	Sunny Odogwu	OL
68	Clayton Demski	OL
69	Najee Toran	OL
70	Stephan Zabie'	OL
71	Poasi Moala	OL
72	Zach Cochrun	OL
73	Jake Burton	OL
74	Alex Akingbulu	OL
75	Andre James	OL
75	Boss Tagalao	DL
76	Kenny Lacy	OL
76	Chiemeka Ochi	DL
77	Kolton Miller	OL
78	Graham Valentine	DL
81	Caleb Wilson	TE
82	Eldridge Massington	WR
83	Alex Van Dyke	WR
85	Moses Robinson-Carr	TE
86	Devin Asiasi	TE
87	Jordan Wilson	TE
88	Austin Roberts	TE
89	Jimmy Jaggars	TE
90	Rick Wade	DL
91	Jacob Tuioti-Mariner	DL
92	Austin Kent	P
92	Osa Odighizuwa	DL
93	Chigozie Nnoruka	DL
94	Nick Terry	DL
95	Marcus Moore	DL
97	Odua Isibor	DL
99	Matt Dickerson	DL
99	Crawford Pierson	K

### PRONUNCIATION GUIDE

#### Coaches

Jimmie Dougherty	doh-er-tee
Hank Fraley	FRAY-lee
Demetrice Martin	deh-MEE-tris
Rip Scherer	Shear-er

#### Players

74 Alex Akingbulu	ah-king-BOO-lou
55 Michael Alves	al-vez
86 Devin Asiasi	ah-see-ah-see
55 Breland Brandt	Bree-land Brant
30 Zachary Byrge	burrge like "urge"
30 Johnny Den Bleyker	den blake-er
10 Demetric Felton	duh-me-trick
39 Ethan Fernea	FIR-knee-uh
20 Stefan Flintoft	STEPH-an
45 Giovanni Gentosi	gen-TOE-see

97 Odua Isibor	OH-doo-uh Iss-i-bor
1 Soso Jamabo	Juh-MAH-bo
32 Mique Juarez	ME-kay
21 Mossi Johnson	MAW-see
12 Rahyme Johnson	rah-HEEM
11 Keisean Lucier-South	KEY-Shawn LOU-see-er
71 Poasi Moala	Po-AH-see MO-ah-luh
18 Devon Modster	dev-VON
93 Chigozie Nnoruka	CHEE-go-ZAY N-nor-oo-kuh
76 Chiemeka Ochi	chi-em-ik-kuh OH-chee
92 Osa Odighizuwa	OH-suh Oh-DIGGY-zoo-wuh
4 Bolu Olorunfunmi	BO-lu OH-lor-RUN-fun-me
11 Audie Omotosho	oh-mo-toe-show
7 Mo Osling III	Ah-sling
27 Christian Pabico	Puh-BEE-co
15 Jaelan Phillips	JAY-lin
6 Adarius Pickett	uh-DARE-e-us

52 Scott Quessenberry	KWESS-en-berry
44 Alex Rassool	RAH-sool
28 Keyon Riley	Key-on
29 Brad Sochowski	so-CHOW-ski
63 Sean Seawards	See-wards
58 Gyo Shojima	GEE-oh show-GEE-muh
15 Andrew Strauch	str-ow (like wow)
35 Ainiu Taua	eye-NUH-ooow t-OW-wuh
20 Leni Toailoa	LANG-ee toy-uh-low-uh
52 Lokeni Toailoa	low-KAY-knee toy-uh-low-uh
69 Najee Toran	knaw-ghee TORE-ann
91 Jacob Tuioti-Mariner	too-wee-O-tee
53 Jax Wacaser	Jocks Way-kay-sir
4 Jaleel Wadood	wah-DO
56 Josh Wariboko-Alali	wahr-rhee-Bo-ko ah-LA-lee
70 Stephan Zabie'	Ste-PHON ZAH-bee-yay



## JIM MORA

Head Coach  
6th Season at UCLA  
Washington '84

On December 10, 2011, former Atlanta Falcons and Seattle Seahawks head coach Jim Mora was named UCLA's 17th head coach in school history. In his five seasons at the helm, Mora has led the Bruins to a pair of school-record tying 10-win seasons, four bowl games, a Pac-12 South Division Championship and an overall record of 41-24. His Bruin teams have produced four of the top five best total offense season outputs in school history, as well as, the school single-game mark. Twenty-five Bruins have heard their names called in the past five NFL Drafts, including a first-round selection in four of the past five drafts.

In 2016, the Bruins produced a top 25 national ranking in numerous offensive and defensive categories and had three standouts selected to the first-team All-Pac-12 squad. On defense, the team pass defense efficiency rating was seventh in the nation (105.8) and the total of 12 opponent touchdown passes was the fewest allowed by a conference school.

Defensive end Takkarist McKinley, a first-round pick in the 2017 NFL Draft, ranked among the top 11 in the nation, and was second in the Pac-12, in both sacks (0.91/g) and tackles for loss (1.6/g). McKinley was joined on the All-Pac-12 first team by linebacker Jayon Brown, who topped the Pac-12 and ranked ninth in the nation in total tackles (9.9/g). Linebacker Kenny Young, sixth in the league in tackles (7.5), was named second-team All-Pac-12.

On offense, UCLA ranked 19th in the nation in passing offense with its 295.6 passing yards per game average. Center Scott Quessenberry was named a first-team All-Pac-12 performer. Tight end Nate Iese and tackle Conor McDermott, a draft pick of the World Champion Patriots, earned second-team recognition.

Five Bruins in all were selected in the 2017 NFL Draft, making for a total of 21 players chosen in the past four drafts, the most over a four-year period since the 1989-92 drafts produced 23 picks. The total of 25 players selected in the last five drafts is the most of any Pac-12 school during that stretch.

The 2015 season saw Mora equal Terry Donahue's school-best four-year win mark of 37 contests, extend the school's win streak in games away from the Rose Bowl to a school record total of 12 and participate in a fourth straight bowl game. Eight Bruins, including first-round selection Kenny Clark and second-round pick Myles Jack, were chosen in the 2016 NFL Draft, the most by the program since 1988. The total of eight players selected in the draft was the most of any Pac-12 school and the most UCLA has ever had picked in the seven round draft format.

In addition, the Bruins achieved numerous individual school marks in 2015, including kicker Ka'imi Fairbairn, the program's second Lou Groza Award winner, becoming the conference's all-time leading scorer; Jordan Payton emerging as the school's all-time leading receiver; running back Paul Perkins producing a second-straight 1,000-yard season; freshman quarterback Josh Rosen establishing multiple school milestones. The team set a school mark for the most 500-yard total offense games in a season (6) and recorded its first road shutout since 1987, while keeping as many as three opponents out of the end zone for the first time since the 1988 season.

In 2014, Mora guided the Bruins to the ninth 10-win season in school history, matching the school record for wins in a season. It marked the third straight year in which Mora's Bruins had produced at least nine wins, a first in program history, and included a third consecutive win over USC. His 29 total wins are the most-ever by a UCLA coach in his initial three seasons on the job.

Following the victory in the 2015 Valero Alamo Bowl, UCLA had captured wins in 10 straight games away from the Rose Bowl to match that school record, including a school-best 7-0 slate in 2014. That bowl win was also the team's third victory of the season over an AP Top-15 ranked opponent, which was the most by the program since it defeated four such teams in 1952. The Bruins capped off the year ranked No. 10 in the final AP poll, the highest for the program since 1998.

Linebacker Eric Kendricks, who became the school's all-time leading tackler during the season, went on to be UCLA's first recipient of the Butkus Award and the program's second-straight winner of the Lott IMPACT Trophy. Quarterback Brett Hundley set numerous school career records, including bests for most touchdown passes and total offense. Kendricks, Hundley and defensive lineman Owa Odighizuwa were selected in the 2015 NFL Draft. Perkins led the Pac-12 in rushing, the first time for a Bruin since 2001, and produced the second-highest rushing yardage total in school history.

In 2013, Mora led the Bruins to the eighth 10-win season in school history, tying the school mark for most wins in a season. His total of 19 wins during his first two seasons



at the helm is the most ever by a UCLA head coach in that time period. The team captured its 10th win by besting Virginia Tech in the Sun Bowl. UCLA remained in the AP rankings throughout the full season for the first time since 1998. Linebacker Anthony Barr was selected as a first-team All-America and as the school's first winner of the Lott IMPACT Trophy. A school record 18 true freshmen saw action during the season and seven true freshmen position players started in a game to match that school record. Five Bruins, the most by the program since 2002, were selected in the 2014 NFL Draft, headed by Barr's pick at No. 9 overall by the Vikings.

In his first year, Mora guided the Bruins to the 2012 South Division Championship of the Pac-12 Conference and equaled the school-record for wins by a first-year coach, with nine. The Bruins, who played in the Holiday Bowl, set numerous offensive records during the course of the season, including establishing a new school rushing leader, in Johnathan Franklin, and several passing marks achieved by Hundley. On defense, Barr emerged as one of the most dynamic performers in the country in his first season as a linebacker and led the nation in sacks for a good portion of the year. Kendricks topped the conference in tackles, ranking 11th in the country. Four players were selected in the 2013 NFL Draft, including defensive lineman Datone Jones, in the first round by the Green Bay Packers.

Mora, a former NFC Coach of the Year, came to UCLA after spending part of 2010 and most of 2011 as an analyst and contributor for the NFL Network and the NFL on FOX. He brought 25 years of NFL coaching acumen with him to UCLA, including four years of NFL head coaching experience while at the helm of the Atlanta Falcons (2004-06) and the Seattle Seahawks (2009).

Mora took over for Mike Holmgren as head coach of the Seahawks in 2009. He had served as assistant head coach and defensive backs coach for Seattle in the 2007 and 2008 campaigns. The Seahawks went 10-6 and finished first in the NFC West in 2007 and won the Wild Card game in the playoffs.

In his initial season as the head coach of Atlanta in 2004, Mora directed the team to an 11-5 record, becoming just the eighth rookie head coach in NFL history to win 11 games and the 11th to bring home a Division title. The Falcons captured the NFC South title and earned an appearance in the NFC Championship Game for only the second time in franchise history. Mora was selected as the NFC Coach of the Year.

The Falcons' defense improved from a league ranking of 32nd in 2003 to No. 14 overall the next season, fueled by a league-leading and franchise record 48 quarterback sacks. Atlanta topped the NFL in rushing in all three of Mora's seasons as head coach. In 2006, Michael Vick became the first quarterback in NFL history to rush for at least 1,000 yards in a season.

Mora had joined the Falcons following a seven-season stint with the San Francisco 49ers (1997-2003). He spent his last five seasons in San Francisco as the defensive coordinator. In his first year, the 49ers finished No. 1 in the NFL in total defense, No. 2 in pass defense (25 interceptions), takeaways (41) and run defense, as well as finishing No. 3 in the League in sacks (54). The 1998 squad tied for No. 1 in the NFC, and No. 4 in the NFL in interceptions, with 21. In the 2002 and 2003 seasons with San Francisco, the defense finished no lower than fourth in the NFL versus the run and in 2003, produced 42 sacks, to tie for second in the conference. The 1997 team advanced to the NFC Championship



Game and had three defensive players voted to the Pro Bowl, while the 1998 and 2002 squads captured Wild Card Game wins.

From 1992-1996, Mora worked on the staff of his dad, Jim E. Mora, as the secondary coach with the New Orleans Saints. His defensive expertise began to take shape and the Saints boasted the No. 1 pass defense in the NFL during his first two years.

In 1985, Mora broke into the NFL coaching ranks with the San Diego Chargers, under head coach Don Coryell. He spent seven seasons with the Chargers, advancing from the league's first quality control coaching position to defensive backs coach, while working for head coaches Coryell, Al Saunders and Dan Henning.

NFL Pro Bowlers who have played under coach Mora over the years include -- Anthony Barr, LB-Minnesota; Julian Peterson, LB-Seattle and San Francisco; Marcus Trufant, DB-Seattle; Allen Rossum, DB-Atlanta; Patrick Kerney, DL-Atlanta; Roderick Coleman, DL-Atlanta; Keith Brooking, LB-Atlanta; DeAngelo Hall, DB-Atlanta; Michael Vick, QB-Atlanta; Alge Crumpler, TE-Atlanta; Warrick Dunn, RB-Atlanta; Bryant Young, DL-San Francisco; Lance Schulters, DB-San Francisco; Merton Hanks, DB-San Francisco; Eric Allen, DB-New Orleans; Tyrone Hughes, DB-New Orleans; Gill Byrd, DB-San Diego.

Mora began his coaching career, in 1984, at the University of Washington. He joined the staff of head coach Don James, in the role of defensive assistant, following a four-year playing career as a defensive back for the Huskies. While at UW, Mora had the opportunity to be a part of two Rose Bowl teams as a player (1981-loss to Michigan; 1982-win over Iowa), and helped the Huskies land a berth in the 1985 Orange Bowl (win over Oklahoma)

as a graduate assistant coach. During his five seasons in the Husky program, Washington compiled a 48-12 record, ranked among the nation's Top 10 teams on three occasions, and did not finish lower than second in the Pac-10 standings.

**Mora's Coaching Experience**

**UCLA (2012-present)**

Head coach ..... 2012-present

**Seattle Seahawks (2007-2009)**

Head coach ..... 2009

Defensive Coordinator ..... 2007-08

**Atlanta Falcons (2004-2006)**

Head Coach ..... 2004-06

**San Francisco 49ers (1997-2003)**

Defensive Coordinator ..... 1999-2003

Secondary ..... 1997-98

**New Orleans Saints (1992-1996)**

Secondary ..... 1992-96

**San Diego Chargers (1985-91)**

Secondary ..... 1989-91

Defensive Quality Control ..... 1985-88

**University of Washington (1984)**

Graduate Assistant ..... 1984

**Mora's Head Coaching Record at UCLA**

Year	Overall Record	Pac-12 Record	South Division Finish
2016	4-8	2-7	T-4th
2015	8-5	5-4	3rd
2014	10-3	6-3	T-2nd
2013	10-3	6-3	T-2nd
2012	9-5	6-3	1st
<b>Totals</b>	<b>41-24</b>	<b>25-20</b>	

**UCLA's NFL Draftees Under Coach Mora**

Year	Name, Pos.	Rd./Pick	Team
2017	Takkarist McKinley, DL	1/26	Atlanta
	Fabian Moreau, DB	3/81	Washington
	Eddie Vanderdoes, DL	3/88	Oakland
	Jayon Brown, LB	5/155	Tennessee
	Conor McDermott, OL	6/211	New England
	2016	Kenny Clark, DL	1/27
Myles Jack, LB		2/36	Jacksonville
Caleb Benenoch, OL		5/148	Tampa Bay
Paul Perkins, RB		5/149	NY Giants
Jordan Payton, WR		5/154	Cleveland
Aaron Wallace, LB		7/222	Tennessee
Thomas Duarte, TE		7/231	Miami
2015	Devin Fuller, WR	7/238	Atlanta
	Eric Kendricks, LB	2/45	Minnesota
	Owamagbe Odighizuwa, DL	3/74	NY Giants
2014	Brett Hundley, QB	5/147	Green Bay
	Anthony Barr, LB	1/9	Minnesota
	Xavier Su'a-Filo, OL	2/33	Houston
	Cassius Marsh, DL	4/108	Seattle
	Shaq Evans, WR	4/115	NY Jets
	Jordan Zumwalt, LB	6/192	Pittsburgh
	2013	Datone Jones, DL	1/26
Johnathan Franklin, RB		4/125	Green Bay
Jeff Locke, P		5/156	Minnesota
Jeff Baca, OL		6/196	Minnesota



## TOM BRADLEY

Defensive Coordinator  
3rd Season at UCLA  
Penn State '79

Tom Bradley came to Westwood with over 35 years of coaching experience and is widely regarded as one of the top defensive minds in college football.

"To bring a coach of Tom Bradley's caliber to UCLA is very exciting," said Jim Mora at the time of his hiring. "His knowledge of the game, extensive experience, level of intensity and attention to detail all make him one of the best defensive teachers in college football. Combine that with the fact that he has strong national recruiting ties and is one of the most well respected coaches in the game - it all adds up to Tom being a tremendous addition to our staff."

Bradley came to UCLA after spending the 2014 season as West Virginia's senior associate head coach. Prior to his time in Morgantown, Bradley spent more than 30 years on the sidelines at Penn State, serving as the Nittany Lion's defensive coordinator from 2000-2011 and as interim head coach in 2011.

In his second season at UCLA in 2016, coach Bradley's defensive unit gave up 4.9 yards per play to rank tied for second in the Pac-12. The Bruins' secondary yielded just 12 touchdown passes, lowest mark in the Pac-12, and ranked tied for first in the conference in yards allowed per pass attempt (5.7). It was seventh in the nation in passing efficiency defense (105.8). The Bruins were tied for third in the Pac-12 (22nd in the nation) with 15 interceptions and ranked 38th in the nation in turnovers gained (23). The opponent third down conversion rate of 34.7% ranked 20th in the nation.

Linebacker Jayon Brown, selected by the Titans in the 2017 Draft, led the Pac-12 in tackles (ninth in the nation), and defensive end Takkarist McKinley, a first-round pick of the Falcons, was 11th in the nation in sacks (0.91) and 10th nationally in tackles for loss (1.6). Both players earned first-team all-conference honors. Two other defenders, CB Fabian Moreau and DL Eddie Vanderdoes, were chosen in the third round of the draft.

In 2015, his first season with the Bruins, coach Bradley's defense surrendered 5.0 yards per play, second-lowest mark in the conference. The secondary led the conference in fewest yards passing allowed per game (203.2), in team pass defense efficiency (113.4) and in fewest yards allowed passing per attempt (5.8). For the first time since the 1988 season, the UCLA defense kept as many as three opponents out of the end zone in a game and recorded a shutout at Oregon State, its first on the road since 1987.

Three Bruin defenders were selected in the 2016 NFL Draft. Lineman Kenny Clark was a first-round pick of the Packers. Linebacker Myles Jack went in the second round to Jacksonville. Linebacker Aaron Wallace was tabbed by the Titans in the seventh round.

Under Bradley, Penn State's defenses were regularly atop the national rankings. In his time as defensive coordinator, Bradley guided the Nittany Lions to six consecutive top 15 finishes in both total and scoring defense (2004-09). From 2004-2011, Penn State held 53 of its 88 opponents to 17 points or fewer, including a run of 10 games during the 2009 season. During that same eight season span, Bradley's defenses ranked in the top 10 nationally in points allowed seven times and in the top 20 nationally in total defense seven times. In particular, the 2008 unit was one of only four defenses nationally to rank in the top 10 in rushing, total and scoring defense and led the Big Ten in both rushing and total defense.

Over the course of his time at Penn State, Bradley helped the Nittany Lions to 13 double-figure win seasons, 20 seasons with at least nine wins, 27 bowl appearances and the 1982 and 1996 national championships.

Recognized as Rivals Defensive Coordinator of the Year in 2008, Bradley was also named the Associated Press Defensive Coordinator of the Year in 2005 and selected as one of the nation's top 10 recruiters by Sports Illustrated.com that same year.

In all, Bradley coached 18 All-Americans, 43 All-Conference players and helped 51 student-athletes reach the National Football League while at Penn State. The All-Americans included: LaVar Arrington (LB/1998-99); Navarro Bowman (LB/2009); James Boyd (S/2000); Courtney Brown (DE/1999); Shane Conlon (LB/1985-86); Dan Connor (LB/2006-07); Tamba Hali (DE/2005); Kim Herring (S/1996); David Macklin (CB/1998); O.J. McDuffie (WR/1992); Paul Posluszny (LB/2005-06); Brandon Short (LB/1999); Alan Zemaitis (DB/2005); Michael Zordich (S/1985).

Bradley was a member of the Penn State football team from 1975-78, earning letters his final two seasons (helping the Nittany Lions to a 22-2 record), highlighted by a berth in the 1978 National Championship game vs. Alabama. He helped the Nittany Lions earn spots in the 1975 and '79 Sugar Bowls, the 1976 Gator Bowl and the 1977 Fiesta Bowl.

A native of Johnstown, Pa., Bradley earned his degree in business in 1979 and a Master's in sports administration from Penn State in 1986. He was a graduate assistant in 1979 and became a full-time staff member in 1980, initially serving as special teams coach. Bradley is a graduate of Bishop McCort High School in Johnstown and is an inductee in the Cambria County Sports Hall of Fame for his accomplishments in football, basketball and track and field as a prep student-athlete. He was inducted into the Western Pennsylvania Sports Hall of Fame in May of 2014.



## JIMMIE DOUGHERTY

Passing Game Coordinator/Receivers  
1st Season at UCLA  
Missouri '01

Jimmie Dougherty, a former college quarterback with previous coaching experience in the Pac-12 and Big Ten Conferences, joined the Bruin football staff in February of 2017 as wide receivers coach and passing game coordinator.

"Knowing Jimmie since 2009 and having been able to see him in action at practice, during games and in the meeting room, it's exciting to add a coach of his caliber to our staff," said Jim Mora. "Not only is he one of the top wide receivers coaches in the country and a very, very good recruiter, his previous working relationships with Jedd (Fisch) and Hank (Fraley) will undoubtedly bring cohesion to our team."

Dougherty spent the 2016 season under Jim Harbaugh at Michigan, serving as an offensive analyst for the nation's 12th-best scoring team (41.0 ppg). There, he continued a relationship with Coach Harbaugh that began back at the University of San Diego. He left Michigan to serve as receivers coach at the University of Oregon before heading south to join the Bruin staff.

Prior to joining Harbaugh in Ann Arbor, Dougherty worked for three seasons (2013-15) as assistant head coach, wide receivers coach and passing game coordinator at San Jose State. While with the Spartans, Dougherty helped run an offense that set 10 single-season team records and saw players establish more than 35 individual school marks.

In 2013, the Spartans were ranked sixth nationally in passing offense, 15th in total offense and averaged 32.4 points per game. Dougherty worked directly with quarterback David Fales, who went on to be an NFL draft selection of the Chicago Bears, on a passing game that gained more than 4,000 yards for the second season in a row. His success was recognized nationally as a nominee for the Broyles Award honoring the top assistant coach in the NCAA Division I FBS football.

In 2014, Dougherty added the responsibilities of Assistant Head Coach and worked with three different starting quarterbacks that year, each of whom exceeded a 60 percent completion percentage for the season. He tutored Joe Gray, who tied a Mountain West record for consecutive games passing for at least 300 yards, Blake Jurich, who completed 88.0 percent of his passes in a 2014 victory, and Mitch Ravizza, a dual-threat quarterback, was also pressed into action when injuries sidelined Gray and Jurich. In 2015, besides duties as Assistant Head Coach, he served as the Passing Game Coordinator and Wide Receivers Coach.

From 2009-12, Dougherty was the wide receivers coach at the University of Washington. In his last three seasons with the Huskies, UW participated in the 2010 Holiday, 2011 Alamo and 2012 Maaco Las Vegas Bowls. Dougherty guided Jermaine Kearse and Devin Aguilar (almost 2,000 career receiving yards at UW), two of the top pass catchers to play at Washington. Kearse, who totaled almost 3,000 career receiving yards in college, went on to become a starter on the Seahawks' Super Bowl XLVIII winning team. Kearse has gone on to rack up over 2,000 receiving yards in his NFL career. For the 2012 campaign, Dougherty added the title of passing game coordinator.

Dougherty first teamed up in 2004 with Coach Harbaugh at the University of San Diego, where he spent his first four seasons working in multiple capacities. The Toreros captured three Pioneer Football League championships during that span, while posting a record of 31-4 in the 2005-07 campaigns. In that initial season, Dougherty coached a receiving group that included All-American and team MVP Michael Gasperson, as well as Adam Hannula, who went on to rewrite the school record book for career numbers. Gasperson was later signed by the Philadelphia Eagles.

The following season Dougherty showed his versatility and coached the tight ends. This group was led by senior Matt Koller who went on to earn All-Pioneer Football League honors. In 2006-07, he moved into the role of passing game coordinator and quarterbacks coach where he groomed Josh Johnson, a draft pick of the Tampa Bay Buccaneers and the school's all-time leading passer. Johnson, who has gone on to play eight seasons in the NFL, registered 43 touchdown passes with just one interception in the 2007 season and finished third in the final Walter Payton Award voting for the top FCS player. For his career, Johnson completed 724 of 1,065 passes (.680) for 9,699 yards and 113 touchdowns. His career passing efficiency rating of 176.7 set a new all-time NCAA mark. In 2008, Dougherty was elevated to USD's offensive coordinator and led an offense that averaged 35.3 points per game.

A quarterback at Missouri for four seasons during his playing days (1997-2001), Dougherty began his coaching career as a defensive backs coach at Illinois Wesleyan during the 2002 and 2003 seasons. Dougherty earned his bachelor's degree in Interdisciplinary Studies from Missouri in 2002 and received his master's degree in Sport Management from Illinois State in 2004.

Dougherty and his wife, Harper, have two daughters, Collins and Ellie.



## JEDD FISCH

Offensive Coordinator/Quarterbacks  
1st Season at UCLA  
Florida '98

Jedd Fisch, 40, who spent the past two seasons as the University of Michigan's passing game coordinator and quarterbacks/wide receivers coach, brings nearly two decades of coaching experience to Westwood, having worked alongside collegiate and NFL head coaches the likes of Steve Spurrier, Dom Capers, Brian Billick, Mike Shanahan, Pete Carroll, Gus Bradley and Jim Harbaugh, among others.

"Jedd, in a relatively short amount of time, has earned the respect of some of the game's greatest offensive minds," said Jim Mora. "At each of his stops, he has made those teams better, while demonstrating a remarkable ability to connect with the young men he has coached. We couldn't be more excited and thank Jedd is an exceptional fit for this program."

In his two seasons at Michigan, Fisch helped Wilton Speight earn third-team All-Big Ten quarterback honors in 2016, his first year as a starter, while in 2015, quarterback Jake Rudock became the second quarterback in school history to pass for 3,000 yards (3,017). Also in 2015, Jake Butt, Jehu Chesson and Amara Darboh became the first trio of receivers in school history to eclipse the 50-reception and 500-yard receiving mark in a season, and the offense surpassed 3,000 passing yards for the sixth time in school history (3,090 yards, 5th all-time at Michigan). This past season, Michigan's offense reached the end zone 59 times, the most of any Wolverine team in the modern era, and ranked in the top 30 nationally in nine offensive categories: turnovers lost (6th), fourth down conversions (10th), scoring offense (12th), interceptions (13th), red zone offense (15th), fumbles lost (16th), completion percentage (26th), sacks allowed (28th) and rushing offense (30th).

Prior to his time at Michigan, Fisch served two seasons as offensive coordinator for a young Jacksonville Jaguars team. In his first season with the Jaguars (2013), Fisch guided the offense to improvements in nearly every category from the first eight games to the final eight games, including a rise from 31st to eighth in red zone offense and a doubling of its points per game total. In 2014, Fisch mentored rookie quarterback Blake Bortles, helping him to a 58.9 completion percentage and nearly 3,000 yards of passing in 13 starts. Bortles led all NFL QBs with a 7.48 average per rush, and under Fisch's tutelage, cut down his interceptions to three over the last six games of the season after throwing 14 in his first eight games. Bortles also completed 37 passes of 25-plus yards, second-most among rookie quarterbacks. Additionally, Fisch developed two rookie receivers in 2014 that did something no one else had done in NFL history: Allen Hurns (51-677, six touchdowns) and Allen Robinson (48-548, two touchdowns) became the first rookie duo in NFL history with at least 48 receptions each.

Fisch spent the two prior seasons (2011-12) at the University of Miami as offensive coordinator/quarterbacks coach. In 2012, the Hurricanes scored more than 40 points on six occasions and averaged 31.4 points and 440.2 yards per game. Under Fisch's direction in 2012, quarterback Stephen Morris, as a first-year starter, threw for a career-high 3,345 passing yards and set a single-season total offense record with 3,415 yards. In his first season, Fisch tutored quarterback Jacory Harris, who solidified himself as one of the best signal-callers in Miami and ACC history. Harris finished with a single-season school record 65.0% completion percentage while throwing for 20 touchdowns and only nine interceptions. Miami's offense averaged 26.5 points per game and amassed 4,533 yards of total offense in 2011.

Prior to joining Miami, Fisch served as quarterbacks coach for the Seattle Seahawks in 2010 and worked with three-time Pro Bowler Matt Hasselbeck. Fisch joined the Seahawks after serving the 2009 season as the offensive coordinator/quarterbacks coach at the University of Minnesota, where he helped the team earn a spot in the Insight Bowl.

In 2008, Fisch was the wide receivers coach for the Denver Broncos, under Mike Shanahan, where he tutored Pro Bowl wideout Brandon Marshall to a then career-high 104 receptions for 1,265 yards and six touchdowns. Prior to joining the Broncos, Fisch spent four seasons in Baltimore (2004-07). He was the Ravens' assistant quarterbacks coach in 2007 after serving as the assistant quarterbacks/wide receivers coach from 2005-06 and offensive assistant in 2004. In 2006, the Ravens posted a 13-3 record and won the AFC North. Steve McNair received Pro Bowl honors after setting a franchise record for completion percentage (64.0).

Fisch began his NFL coaching career with the Houston Texans, where he served three seasons (2001-03) as an assistant to head coach Dom Capers. Fisch served two seasons (1999-2000) as a graduate assistant under Steve Spurrier at the University of Florida while obtaining a master's degree in sports management. During those two seasons, the Gators advanced to the Citrus (1999) and Sugar (2000) bowls, in addition to winning the SEC championship in 2000.

A native of Livingston, N.J., Fisch earned a degree in criminology from Florida in 1998. He and wife, Amber, have three children - Zaylee, Ashlee, Kendall.



## DeSHAUN FOSTER

Running Backs  
1st Season at UCLA  
UCLA '14

UCLA All-American and NFL standout DeShaun Foster returned to Westwood to join the football staff as running backs coach on Jan. 21, 2017. Foster's reunion with his alma mater comes after spending one season as running backs coach at Texas Tech.

Prior to joining the Texas Tech staff, Foster began his coaching career as a volunteer assistant at UCLA in 2013 while also returning to school. In 2014, in addition to his work on the field, Foster completed his degree and graduated from UCLA. In 2015, he was promoted to Director of Player Development and High School Relations.

The Bruins were among the top programs in the country during Foster's tenure assisting with the running backs, going 28-11 overall with three bowl appearances during that span. Foster was instrumental in the development of Paul Perkins, now in the NFL, who capped off his career third all-time at UCLA in rushing yards.

Foster joined the coaching ranks not long after a successful seven-year NFL career with the Carolina Panthers and San Francisco 49ers in which he recorded more than 4,500 total yards and 16 touchdowns – 3,570 yards and 11 touchdowns on the ground and another 1,129 yards and five touchdowns through the air.

Foster's strong pro numbers came after he missed his rookie season due to a preseason injury. A second-round selection by the Panthers in the 2002 NFL Draft, he recovered from that first-year setback to rush for over 600 combined regular season and playoff yards as Carolina advanced all the way to the Super Bowl. In Super Bowl XXXVIII, Foster rushed three times for 43 yards, including a 33-yard run into the end zone to pull Carolina within a single score against the New England Patriots early in the fourth quarter.

Foster put together his best three professional seasons from 2005-07 to close his career with the Panthers, surpassing the 1,000-yard mark for the first time in 2005 with a combined 1,084 yards on the ground during the regular season and two playoff games. Foster rushed for over 100 yards in back-to-back games late in the year, totaling 165 yards in the regular-season finale with Atlanta before pounding out 151 yards in Carolina's 23-0 shutout of the New York Giants to open the NFC playoffs.

Foster followed up his 2005 campaign with a regular season-high 897 yards in 2006. The following year, he closed out his tenure with the Panthers by posting 876 yards before signing with the San Francisco 49ers in the offseason, where he would play one season before hanging up his cleats.

Foster is one of the most accomplished UCLA running backs in school history. He completed his career second on the all-time touchdowns scored list (44), third on the school's all-time rushing list (3,194 yds) and fifth on the all-time Bruin scoring list (266 pts). Foster was ranked 18th on the Pac-10 career rushing list when he left Westwood, and his 722 career rushing attempts were the most in school history. His 13 100-yard career rushing games ranked fifth on UCLA's all-time list and led to his earning first-team All-Pac-10 selections following the 2000 and 2001 seasons.

As a senior in 2001, he led the Pac-10 in rushing with a 138.6 yards per game average, in scoring with a mark of 9.75 points per game and in all-purpose yardage at 154.75 yards per game. He rushed for 1,109 yards, the 10th highest total in school history, after becoming the first Bruin to reach the 1,000-yard mark in as few as seven games. On Oct. 13, playing against a University of Washington defense which had not allowed a rushing touchdown all year, Foster exploded for a school-record 301 yards and four touchdowns on 31 carries. His final scoring run of the contest came on a 92-yard jaunt, the second-longest in school history. He became just the third Pac-10 player, at the time, to have rushed for over 300-yards in a game.

In 2000, he ran for 1,037 yards and scored 13 touchdowns. In the season-opener against Alabama, he tied a school record with 42 carries and finished with 187 rushing yards and three touchdowns. In 1999, he was limited to 375 rushing yards after suffering a severe ankle sprain early in the season. He also played five defensive snaps in the Bruin secondary that season.

In 1998, Foster burst onto the college scene with a school freshman record 673 yards rushing and scored 12 touchdowns. He was the first true freshman to lead a UCLA team in rushing since Skip Hicks in 1993. He scored all four touchdowns (three rushing and one receiving) in UCLA's 34-17 win over USC to tie the school record and set a new mark for Bruin true freshmen.

A local product, as a Tustin High School senior, Foster rushed for 3,398 yards and scored 59 touchdowns, ultimately setting single-season (55) and career (90) CIF Southern Section marks for rushing touchdowns.





## HANK FRALEY

Offensive Line  
1st Season at UCLA  
Robert Morris '99

Hank Fraley, who possesses college and NFL coaching and playing experience, joined the Bruin football staff in January of 2017 as offensive line coach.

Fraley comes to UCLA after serving as the Minnesota Vikings' assistant offensive line coach for the last three seasons (2014-2016). In 2016, he was under the tutelage of one of the best offensive line coaches in football in Tony Sparano, who has served as head coach of the Dolphins and interim head coach of the Raiders.

"Having spent the last three seasons with an excellent staff in Minnesota, coupled with his 11-year NFL playing career, Hank is undoubtedly the right man to lead this unit forward," said Jim Mora at the time of his hire. "I watched Hank compete first-hand in the 2004 NFC Championship and am happy this time he's now on our team."

In the 2015 season, the Vikings captured Minnesota's first NFL North title since 2009 and made its first playoff appearance since 2012. Running back Adrian Peterson led the NFL in rushing yards with 1,485 that season, becoming just the third player in league history over the age of 30 to top the NFL in single-season rushing yards.

Prior to joining the Vikings, Fraley embarked on his coaching career as the offensive line coach at the University of San Diego in 2012. He moved to San Jose State for the 2013 season in the same capacity. Five of his student-athletes achieved all-league honors.

A non-scholarship student-athlete at Robert Morris University in Pennsylvania, Fraley earned his degree in Organizational Leadership, emerged as one of the all-time greats and became just the second player in the school's history to have his number (75) retired in 2001. Fraley played at RMU for Coach Joe Walton who had previously served as the head coach of the New York Jets and was a longtime offensive coordinator in the NFL. In 2006, Fraley became just the sixth football player inducted into the Robert Morris Athletic Hall of Fame. A year later, he was the first Robert Morris athlete to be inducted into the Northeast Conference Hall of Fame.

On the field at Robert Morris, Fraley was named All-Northeast Conference from 1997-99 as the Colonials won the league title each season posting an overall record of 20-11. In addition, he was chosen an I-AA Mid Major All-American all three seasons. RMU captured the 1997 ECAC Bowl and was selected the 1999 NCAA Division I-AA mid major national champions by National Football Weekly Gazette. In his final game in a Robert Morris uniform, he helped the program establish a school mark with 520 total yards of offense in a win over Stony Brook.

An undrafted free agent in 2000, Fraley eventually signed with the Philadelphia Eagles. In just his second year with the team, Fraley started 15 games and went on to start every contest thereafter until 2009. He appeared in 142 career games and made 123 starts in his NFL playing career. Fraley started at center in four straight NFC Championship games for the Eagles from 2002-05 and was the starting center in Super Bowl XXXIX vs. New England. In addition to his time with the Eagles, he also played four seasons with the Cleveland Browns and one with the St. Louis Rams. During his NFL career, he started games along the offensive line at the center, guard and tackle positions.

Fraley and his wife, Danielle, have four sons.



## DEMETRICE MARTIN

Asst. Head Coach Defense/Secondary  
6th Season at UCLA  
Michigan State/Excelsior College '06

Demetrice Martin was named to Jim Mora's staff in December of 2011. He left a position as the secondary/cornerbacks coach at the University of Washington to join the Bruins and soon had a large impact in the area of recruiting, as well as, on the field. He was promoted to Assistant Head Coach in February of 2014 and then to Assistant Head Coach Defense/Secondary in February of 2015.

In 2016, the Bruins secondary ranked seventh in the nation in pass defense efficiency (105.8) and 22nd in the nation in interceptions (15). Those marks ranked second and third in the Pac-12 conference listings. In addition, the Bruins rated 38th in the nation in turnovers gained (23). UCLA gave up just 12 touchdown passes on the year, the lowest total by a Pac-12 school. The 5.7 yards allowed per pass attempt ranked tied for the lowest mark in the conference. Fabian Moreau, Randall Goforth and Jaleel Wadood each earned honorable mention all-conference recognition. Moreau was a third-round pick by Washington in the 2017 NFL Draft.

Goforth ranked 31st in the nation in total interceptions (4) and 21st in the nation in passes defended (1.2). Wadood was tied for ninth in the Pac-12 in tackles (7.0/g). Moreau ranked tied for sixth in the league in passes defended (1.0).

In 2015, the Bruins' secondary led the Pac-12 in pass defense, allowing the fewest average yards per game (203.2) and the lowest average yards per pass attempt (5.8) of any school. UCLA also topped the Pac-12 in pass defense efficiency (113.4) while producing three players who received all-conference recognition - Goforth (2nd team), Wadood (2nd team) and Marcus Rios (honorable mention).

In 2014, four of his defensive backs were honored with All-Pac-12 accolades (Ishmael Adams-1st team; Moreau and Anthony Jefferson-2nd team; Wadood honorable mention). The unit ranked third in the Pac-12 conference in pass defense. Jefferson, who led the secondary with 72 tackles and was invited to the Senior Bowl, joined Moreau in a tie for the team lead with eight passes defended.

Martin helped to prepare a secondary which featured three new starters, in 2013. Adams, who came on to lead the team in interceptions, and Moreau were first-time starters at the corners. Jefferson ranked third on the team in tackles (89) in his initial season as a starter. Goforth, the most experienced of the group in his sophomore season, was fourth on the squad in tackles (78) and second with three interceptions.

Martin mentored a veteran group in his first season on the field with the Bruins. Senior cornerback Sheldon Price, who moved on to the NFL, matched a school record with three interceptions in the Houston win. Andrew Abbott, along with Price, ranked among the Pac-12 leaders with four interceptions in 2012. Tevin McDonald was listed with the conference leaders in passes defended.

Martin had been on the University of Washington staff for three seasons prior to coming to UCLA. The 2010 Husky secondary finished second in the Pac-10 in pass defense.

In 2006 and 2007, he was a defensive graduate assistant at USC, working with the Trojan secondary. Prior to joining the USC staff, Martin spent three seasons (2003-05) as the pass defense coordinator and secondary coach at Mt. San Antonio College (Mt. SAC) in Walnut, CA. The Mounties played in the National Bowl in 2003 and 2004. He was also the secondary coach at Pasadena City College in 2001 and 2002. The Lancers went 18-4 during that period, winning the Mission Conference title both seasons and appearing in two bowl games. He began his career in coaching at Monrovia (Calif.) High (1999-2000).

A product of Pasadena (Calif.) Muir High School, Martin went to Michigan State, where he played wide receiver and cornerback from 1992 to 1995, earning first-team All-Big Ten honors in 1994, when he led the conference with seven interceptions. He had 10 interceptions in his career, and the Spartans went on to play in the Liberty (1993) and Independence (1995) bowl games.

Martin played professionally as a cornerback for the Scottish Claymores in NFL Europe (1997) and for the Houston Thunderbears (1998-99) in the Arena Football League. He signed as a free agent with the St. Louis Rams in the NFL and spent time on the practice squad. Martin and his wife, Tiffany, have two children, Cole and Kori.



## ANGUS McCLURE

Recruiting Coordinator/Defensive Line  
11th Season at UCLA (6th with DL)  
Sacramento State '93

Angus McClure, who has over 20 years of coaching experience, just completed his 10th season as a member of the Bruin staff. In 2012, he began coaching the defensive line, having previously worked with tight ends, offensive line and special teams since arriving in Westwood in 2007. McClure continues in his role as the Recruiting Coordinator.

Over the past eight years, McClure has led the recruiting effort which has resulted in Bruin classes being ranked among the nation's top 20 in each year. In 2013-14, he was named among the Top 25 Recruiters in College Football by Rivals. In addition, UCLA has had a defensive lineman selected in eight of the past 10 NFL drafts, including five straight years. Also of note is the fact that a Bruin defensive lineman has been chosen in the first round in three of the last five drafts.

In 2016, the Bruin defense allowed just 4.9 yards per play, tied for the second-lowest mark in the Pac-12. It gained 23 turnovers on the season to rank 38th in the nation in that category. The opponent third down conversion rate of 34.7% rated 21st in the nation. Opponents gained just 4.1 yards per carry, tied for third-lowest in the league. Defensive end Takkarist McKinley, a first-round selection of the Falcons and a first-team All-Pac-12 selection, finished in the top 11 nationally in both sacks (0.91) and tackles for loss (1.6), while ranking in the top three in the Pac-12 in each stat. Eddie Vanderdoes was selected in the third-round of the draft by Oakland.

First-team All-Pac-12 performer Kenny Clark, a first-round selection by the Green Bay Packers in the 2016 NFL Draft, led a Bruin defense which surrendered just 5.0 yards per play, second-lowest mark in the Pac-12 Conference during the 2015 campaign. Clark was named a third-team AP All-America and was a first-team All-Conference selection. UCLA rated fifth in total defense in the league in 2015 and allowed the second-fewest rushing touchdowns of any program during the regular season.

In 2014, McClure's defensive line keyed the defense which ranked third in the Pac-12. Owa Odighizuwa, who was invited to the Senior Bowl, and Clark each earned second-team All-Pac-12 honors. Vanderdoes was named honorable mention. Ellis McCarthy was invited to participate in the NFL Combine.

In 2013, Cassius Marsh, who earned an East-West All-Star game and NFL Combine invite, and Keenan Graham each enjoyed career seasons. Marsh was a fourth-round selection by the Seahawks. McClure also helped tutor a group of impressive young linemen. McCarthy was named one of the team's most improved players at the annual banquet. Vanderdoes, a freshman All-America pick, and Clark, Most Valuable Lineman at the Sun Bowl, caused opponents problems all season long. UCLA became the only school to have five defensive linemen participate in College All Star Games in the previous two years.

Several of McClure's defensive linemen enjoyed career seasons in 2012 and helped the Bruins rank among the nation's best in sacks while advancing to the Conference Championship game for a second straight season. Senior Datone Jones finished with 19.0 tackles for loss and 6.5 sacks and went on to be a first-round NFL selection. Marsh registered 10.5 tackles for loss and 8.0 sacks. Odighizuwa totaled 44 tackles and 3.5 sacks. In 2011, with McClure coaching the Offensive Line, UCLA led the South Division of the Pac-12 in rushing and played in the inaugural Pac-12 Championship Game.

Over his time as a Bruin coach, McClure has tutored a number of NFL players, including: Clark (Packers), Marsh (Seahawks), Jones (Packers/Vikings), Kevin McDermott (49ers/Ravens/Vikings), Logan Paulsen (Redskins/Bears/49ers), Matthew Slater (Patriots), Mike Harris (Chargers/Vikings), Nate Chandler (Panthers/Bears), Jeff Baca (Vikings/Chargers), Jeff Locke (Vikings/Colts), Cory Harkey (Rams), Kai Forbath (Redskins/Saints/Vikings) and Christian Yount (Browns/Patriots).

McClure came to UCLA after serving as the offensive line/run game coordinator on Turner Gill's staff at the University of Buffalo in 2006. Buffalo scored more points (201) in conference games than any other team in the Mid-American Conference East Division. Running back James Starks (starter for the 2011 Packers' Super Bowl Championship team) earned second-team All-MAC honors and was an honorable mention Freshman All-American. Offensive lineman Jamie Richard was drafted and became a starter for the Indianapolis Colts.

McClure spent the 2004 and 2005 seasons as an assistant on Bill Callahan's staff at Nebraska. He assisted with the offensive line, coaching tackles, as well as working with the special teams. The Cornhuskers defeated Michigan in the 2005 Alamo Bowl. McClure pupil Matt Slauson was named Freshman All-American. As a Husker coach, McClure tutored a number of NFL bound players: Slauson (Jets), Lydon Murtha (Dolphins), Chris Patrick (Giants) and Sam Koch (Ravens).

Prior to his stint at Nebraska, McClure was an assistant head coach and offensive line coach at Sacramento State University (1997-2003), where he played a major role in record-breaking offenses. During his tenure, the Hornets set 52 NCAA Division I-AA, Big Sky Conference, or school records. He coached 20 All-Big Sky conference honorees and had six of his players sign NFL contracts. One of McClure's pupils, Lonie Paxton of the Patriots (also Broncos), went on to collect three Super Bowl rings. Another McClure pupil, Marco Cavka was drafted by the Jets. In addition, five Sacramento State players earned All-American honors and four were chosen to participate in college all-star games. In his seven seasons at Sac State, the Hornets led the Big Sky in rushing four times (1998, 1999, 2000, 2002).

In 1996, McClure coached tight ends at the University of Nevada. He helped the Wolf Pack to the Big West title, a 9-3 record, and the Las Vegas Bowl championship. His tight ends produced a school record 13 touchdowns during the season. Nevada led Division I-A with 527.3 yard per game of total offense and topped the Big West Conference in both rushing and passing.

McClure has served as a guest coach in several NFL camps over the years, including the Cowboys (2013), Bills (2007, 2006), 49ers (2002, 2000, 1999, 1998, 1997, 1996), Seahawks (1998) and Chargers (2011, 2012, 1997).

A graduate of Sacramento State, McClure played football there from 1987-91 and later served as a member of the faculty from 1997-2004. He was on the 1988 Hornet team that advanced to the NCAA Division II championship semifinals with an offense which averaged 486.0 yards per game. He began his coaching career at McClatchy High School in Sacramento as assistant head coach and defensive coordinator from 1992-95 while also coaching the offensive line and tight ends.

Angus and his wife, Erin, have two sons, Hamish and Malcolm.



## RIP SCHERER

Sr. Associate Head Coach/Tight Ends  
2nd Season at UCLA  
William & Mary '74

Rip Scherer, a past collegiate head coach, returned to the field in 2016 for his first season as Senior Associate Head Coach in charge of UCLA's tight ends. He had been working in the UCLA athletic administration since June of 2013, with oversight of the football program as one of his primary duties.

Scherer initially came to UCLA in the summer of 2013, after serving two seasons as the assistant head coach and quarterbacks coach at the University of Colorado. In all, he now has 34 years of full-time coaching experience (28 in college and six in the pros).

In his first season on the field with the Bruins, in 2016, the tight end group emerged as a major part of the offensive game plan for a passing offense which ranked 19th in the nation (295.6 yards per game average). Nate Iese earned second-team All-Pac-12 honors after he was third on the team with 25 catches, good for 400 yards and four touchdowns. Two other tight ends were in double figure catches as Caleb Wilson hauled in 16 balls and Austin Roberts added 15.

At CU, he worked in his first season with a young quarterback group and helped develop Tyler Hansen into a free agent signing with the Cincinnati Bengals.

Scherer worked the 2009-10 seasons for the NFL's Carolina Panthers, where he was the quarterbacks coach after spending the previous four campaigns (2005-08) with the Cleveland Browns. Prior to that, he had logged time at 11 different schools, from coast-to-coast, in just over three decades in the collegiate ranks.

At Carolina (under head coach John Fox), Scherer was integral in the development of former Bruin quarterback Matt Moore, who led the Panthers to a 4-1 record while starting the last five games of the 2009 season and generating a 104.9 quarterback rating after veteran Jake Delhomme sustained an injury. With injuries taking their toll on the 2010 stable of quarterbacks, Scherer and the Panthers used four different quarterbacks under center throughout the season.

In Cleveland, (under head coach Romeo Crennel) he served as the quarterbacks coach all four seasons from 2005-08, the final two adding assistant head coaching duties to his responsibilities. In his time there, he helped develop Derek Anderson, who was selected to the 2007 Pro Bowl after throwing for 3,787 yards and 29 touchdowns as the Browns boasted the eighth-best offense in the NFL in terms of scoring and passing yards per game.

He entered the professional ranks after he had coaching stints in the ACC, Big Ten, Big 12, Pac-10 and SEC, including two stops as a collegiate head coach at James Madison and Memphis. Prior to joining the Browns, he was an assistant coach at Southern Mississippi (under head coach Jeff Bower) in 2003-04, serving as the offensive coordinator and quarterbacks coach. He held the same title at Kansas (under head coach Terry Allen) for the 2001 season.

He went to Kansas from Memphis, where he served as head coach from 1995-2000, compiling a 22-44 record. He coached the Tigers to the school's first-ever win over Tennessee, 21-17, with the Volunteers ranked No. 6 at the time in 1996 and quarterbacked by Peyton Manning, a victory that was tabbed the "Upset of the Year" in college football by several news organizations (Memphis had been 0-15 against the Vols in its history). Prior to coaching at Memphis, he was the head coach at James Madison University in Harrisonburg, VA from 1991-94, during a time when the Dukes set or tied over 140 school records and helped them to a 10-3 record in 1994 and 29-19 record in four years.

Scherer was also the offensive coordinator at Arizona (Dick Tomey), Alabama (Bill Curry) and Georgia Tech (Bill Curry). He was in Tucson from 1988-90, the first season as the director of football operations and then the offensive coordinator the final two years. Prior to that, he was the offensive coordinator at Alabama in 1987 and Georgia Tech in 1986, where he was on staff from 1980-86, first as the quarterbacks coach and passing game coordinator in 1980-81 and running backs coach and run game coordinator from 1982-84. He was also an assistant athletic director at Georgia Tech in 1985 before returning to the field the next season.

He started his coaching career at Penn State under coach Joe Paterno as a graduate assistant in 1974-75 and then moved to North Carolina State (Bo Rein), where he was the quarterbacks coach in 1976 before moving on to Hawai'i as the running backs coach in 1977-78 (Dick Tomey). He coached the quarterbacks at Virginia in 1979 (Dick Bestwick) before going to Georgia Tech. Scherer earned his bachelor's degree in Physical Education from William & Mary in 1974, where he lettered three times at QB under coach Lou Holtz from 1971-73.

He is married to the former Michele Ragone, and the couple has three children, Scott (who played quarterback under his dad at Memphis), Melanie and Ryan (who played wide receiver at Penn State). His father, Rip Sr., was a long time high school football coach in Pittsburgh.



## SCOTT WHITE

Linebackers/Special Teams  
3rd Season at UCLA  
Washington '06

Scott White was named Linebackers/Special Teams coach in February of 2015. He had served on the UCLA staff for the previous four seasons, most recently in the capacity of defensive quality control. Scout.com named White the 2016 Pac-12 Recruiter of the Year.

In 2016, the Bruins defense gained 23 turnovers on the season to rate 38th in the nation. It yielded just 4.9 yards per play to rank tied for second in the Pac-12. The opponent third down conversion rate of 34.7% was 20th-best in the nation.

Linebacker Jayon Brown, a fifth-round selection by the Tennessee Titans in the 2017 NFL Draft, led the Pac-12 and ranked among the nation's top 11 in total tackles (9.9) and solo tackles (5.8), while compiling 119 stops on the season and earning first-team All-Pac-12 honors. It marked the fourth straight NFL Draft in which at least one Bruin linebacker had been selected. Kenny Young, named to the All-Pac-12 second team, rated second on the squad with 90 tackles and was sixth in the conference in total tackles (7.5/g), 14th in sacks (0.4) and 20th in tackles for loss (0.7).

In 2015, the Bruin defense limited opponents to 5.0 yards per play, on average, the second-lowest mark in the Pac-12. Brown once again topped the team in tackles and ranked among the top 10 in the conference in tackles average per game (7.8). Brown's 18 tackles in the win over Colorado were the most by an individual Pac-12 player during the 2015 season. Linebackers Deon Hollins and Aaron Wallace each earned All-Pac-12 recognition while providing constant pressure on the opposing quarterback. Wallace, selected by Tennessee in the 2016 NFL Draft, tied for third in the Pac-12 in sacks per game (0.58) and was tied for seventh in the league in tackles for loss per game (1.0).

In addition, linebacker Myles Jack, who was limited to just three games due to injury, was a second-round selection in the 2016 draft by the Jacksonville Jaguars. Placekicker Ka'imi Fairbairn, who became the leading scorer in conference history, was invited to camp with the Houston Texans.

White originally came to UCLA from Palomar College in San Marcos, Calif. where he coached the linebackers. Before his stint at Palomar, he was an assistant football coach at Central Washington University in Ellensburg, Wash.

White attended the University of Washington and was a multiple-season starter at outside linebacker. He played in 45 career games, from 2003-06, for coaches Keith Gilbertson and Tyrone Willingham. White totaled 278 tackles, 38 for loss, with 11 sacks for his career. He also picked off five passes, forced five fumbles and recovered five fumbles.

The San Diego native was named Pac-10 Defensive Player of the Week after recording 10 tackles, three for losses, and two sacks in Washington's 21-10 over Arizona on Oct. 4, 2006, when the Huskies held the Wildcats to minus-seven yards rushing. He earned Sporting News Pac-10 All-Freshman honors in 2003.

White was named San Diego CIF Defensive Player of the Year and San Diego Union-Tribune Defensive Player of the Year in 2001 after compiling 167 total tackles, 11 sacks, four fumble recoveries, two blocked punts and an interception. He also rushed for nearly 1,000 yards and 20 touchdowns on the offensive side of the ball. White helped lead Mission Bay High School to back-to-back CIF-San Diego Section Division II championships in 2000 and 2001.



## SAL ALOSI

Strength & Conditioning Coordinator  
6th Season at UCLA  
Hofstra '01

Sal Alosi, who has both collegiate and NFL experience, was hired on Jan. 10, 2012 to be UCLA's strength and conditioning coordinator for football. He came to the Bruins after serving as the head strength and conditioning coach at Bryant University (Rhode Island) in 2011, where he worked with all 22 of the Bulldogs' varsity programs. Alosi's skill and knowledge in the weight room played a vital role in the development of the Bryant athletic department in its final year of transition to full Division I status.

Prior to working at Bryant, Alosi spent nine years in the NFL, where he served as the head strength and conditioning coach for both the New York Jets and the Atlanta Falcons.

A four-year letterwinner and linebacker at Hofstra University, Alosi led the Pride to back-to-back Division I-AA (now FCS) quarterfinal playoff appearances in 1999 and 2000 and topped the team in tackles as a senior.

Following his playing career, he joined the coaching staff at his alma mater, becoming an assistant strength and conditioning coach at Hofstra in 2001, when the Pride won its first Atlantic 10 Conference title in football, advancing to the Division I-AA playoffs for the third-straight year.

Alosi went on to join the NFL's New York Jets a season later and stayed there until the 2006 campaign, when he was hired by the Atlanta Falcons to direct the team's strength and conditioning program under head coach Jim Mora. After one season with the Falcons, though, Alosi returned to New York on Feb. 21, 2007 as the Jets' head strength and conditioning coach.

A native of Massapequa, N.Y., Alosi graduated from Hofstra University in 2001 with a degree in exercise science.

Alosi is married with two children.



**ALEX  
AKINGBULU**

6-5 / 280 / Redshirt Freshman  
Offensive Line  
Carson, Calif.  
Narbonne HS

**2016**

Did not see game action in his first year in the program.

**High School**

Listed as a three-star prospect by ESPN and the No. 59 recruit in the state of California ... Three-star recruit according to Scout.com, No. 83 on the California 100 list and the No. 41 offensive tackle in the nation ... Rivals.com four-star recruit, the No. 23 offensive tackle in the nation and the No. 51 prospect in the state of California ... Cal-Hi Sports second-team All-State selection ... PrepStar All-West selection ... Member of the Tacoma News-Tribune Western 100 ... Selected to LA Times All-Southland team ... High school team won two consecutive City Section Div. 1 Championships ... All-City selection ... Played three seasons of basketball.

**Personal**

Full Name: Alexander Adedamola Akingbulu ... Born in Los Angeles ... Parents: Samuel Akingbulu and Anna Ladipo ... Has a brother, Emmanuel, and a sister Josephine ... Lists his biggest thrill to date as winning the CIF State Division I championship bowl game ... The famous athlete he most admires is Kobe Bryant ... Hobbies include basketball, playing video games and listening to music ... Earned a spot on the Athletic Director's Honor Roll in Fall 2016 and Winter 2017 quarters ... Undeclared major.



**DAMIAN  
ALLOWAY**

5-9 / 175 / Redshirt Freshman  
Wide Receiver  
Fontana, Calif.  
Summitt HS

**2016**

Did not see game action in his first year in the program.

**High School**

Listed as a four-star recruit by ESPN and as the No. 24 recruit in the state of California ... Rated No. 201 on the ESPN 300 list ... Scout.com four-star prospect and No. 36 wide receiver in the nation ... Cal-Hi Sports first-team Medium Schools All-State selection ... PrepStar Dream Team member rated as the No. 100 recruit in the nation ... Member of the Tacoma News-Tribune Western 100 ... No. 85 on the Rivals 100 list ... All-CIF Southern Section Central Division ... As a senior, he had 55 catches for 1,089 yards and 23 touchdowns ... Made seven interceptions on defense ... Three-time all-league selection ... Also lettered in track and field (100m, 200m, relays).

**Personal**

Full Name: Damian Lee Alloway ... Born in La Habra, Calif. ... Parents: Wavie and Glennice Alloway ... Has four brothers, Dominic, Demetriaz, Donovan, and Wavie, and two sisters, Jazmin and Brooklyn ... Lists his biggest athletic thrill as going 10-0 in his high school senior season ... The NFL's Tavon Austin is the athlete he most admires ... Earned a spot on the Athletic Director's Honor Roll in Fall 2016 and Winter 2017 quarters ... Undeclared major.



**MICHAEL  
ALVES**

6-5 / 315 / Redshirt Freshman  
Offensive Line  
San Diego, Calif.  
Saint Augustine HS

**2016**

Did not see game action in his first year in the program.

**High School**

Listed as a four-star prospect by ESPN and the No. 41 recruit in the state of California ... Scout.com three-star recruit who is rated the No. 46 offensive guard in the nation and No. 54 on the California 100 list ... Rivals.com three-star athlete who is rated the No. 30 offensive guard in the nation and the No. 46 prospect in the state of California ... PrepStar All-West selection ... First-team San Diego Section All-CIF ... Member of the Tacoma News-Tribune Western 100 ... Selected to play in the Semper Fidelis All-America Bowl game ... Won the Iron Hog Award as the best prep lineman in San Diego as a senior ... Three-time Scholar-Athlete honors ... Two-time first-team all-league selection ... Also lettered in track and field and played rugby.

**Personal**

Full Name: Michael Joseph Alves ... Born in San Diego, Calif. ... Parents: Michael and Margaret Alves ... Has a younger brother, Andrew, and an older sister, Olivia ... Lists his biggest athletic thrill to date as getting to play in the Semper Fidelis HS All-America Bowl game ... Hobbies include video games, listening to music and card games ... Earned a spot on the Athletic Director's Honor Roll in Fall 2016 ... Undeclared major.



**DARREN  
ANDREWS**

5-10 / 195 / Redshirt Senior  
Wide Receiver  
Phillips Ranch, Calif.  
Bishop Amat HS

**2016**

Appeared in all 12 games and made seven starts at receiver ... Ranked 10th in the Pac-12 in receptions per game (4.6) ... Led the team with 55 catches (t-14th on school single season list) for 709 yards and four touchdowns ... Has 98 receptions over the past two seasons ... Finished the year ranked 21st on the all-time school receptions list (102) ... Posted two 100-yard games vs. Arizona (108), on a career-best nine catches, and at Washington State (116) on eight catches, including two for scores ... Made at least four catches in eight games ... Had a streak of 19 straight multiple-catch games snapped in the season finale at Cal.

**2015**

Appeared in 12 games with seven starts at receiver ... Ranked third on the team with 43 receptions and 443 receiving yards ... Hooked up with Josh Rosen on a 70-yard scoring play at Stanford for his first career touchdown ... Finished with four catches for 100 yards in that Stanford contest ... Had seven catches each in games against Oregon State (7-56) and Washington State (7-60) ... Had six catches in the bowl game against Nebraska ... Also played on kick coverage special teams units and registered a tackle.

**2014**

Did not see game action.

**2013**

Saw action in eight games on special teams and as a reserve receiver ... Made four catches on the season ... Returned two punts for a 12.0 yard average ... Brought back four kickoffs for a 20.2 yard average ... Made two catches vs. New Mexico State for 25 yards.

**High School**

A three star-recruit by Scout.com and Rivals.com ... No. 111 wide receiver in the nation and No. 20-ranked receiver in the West according to Scout.com ... Rated as the No. 82 overall prospect in the state ... ESPN.com's No. 188-ranked player in the state of California and the No. 190 receiver in the nation ... PrepStar All-West Region ... Saw action as a receiver, kick returner and defensive back in high school ... First-team All-Serra League, first-team All-San Gabriel Valley, first-team All-CIF ... Coached by Steve Hagerty ... Also a standout on the track ... Finished second in the 2013 CIF Division 100m finals (10.54) and seventh in the 100m in the 2013 California State meet ... Named Track Athlete of the Year in San Gabriel Valley ... coached by Steve Foss.

**Personal**

Full Name: Darren Calvin Andrews ... Born in Beverly Hills, Calif. ... Parents: Darren and Regenia Andrews ... Lists his biggest thrills in sports as earning All-CIF honors in football ... Lists former NFL standout receiver Jerry Rice as the athlete he admires the most ... Hobbies include playing video games ... Loves to listen to music ... Earned a spot on the Athletic Director's Honor Roll in Fall 2013, Fall 2014 and Spring 2017 ... Political Science.

**Career Highs**

Receptions: 9 vs. Arizona, 2016  
 Receiving Yards: 116 at Washington St., 2016  
 TD Receptions: 2 at Washington St., 2016  
 Long Receptions: 70 at Stanford, 2015

**Receiving Statistics**

Year	No.	Yds.	Avg.	TD	LG
2013	4	52	13.0	0	18
2014			DNP		
2015	43	443	10.3	1	70
2016	55	709	12.9	4	39
<b>Totals</b>	<b>102</b>	<b>1,204</b>	<b>11.8</b>	<b>5</b>	<b>70</b>

**UCLA Career Receptions**

Name	Years	No	Yds	Avg	TD
1. Jordan Payton	2012-15	201	2,701	13.4	14
-----					
10. Taylor Embree	2008-11	137	1,776	12.9	4
-----					
15. Freddie Mitchell	1998-00	119	2,135	17.9	10
16. Terrence Austin	2006-09	109	1,192	10.9	5
17. Karl Dorrell	1982-86	108	1,517	14.1	9
Cormac Carney	1980-82	108	1,909	17.7	8
19. Willie Anderson	1984-87	105	2,023	19.3	14
20. Junior Taylor	2002-06	104	1,372	13.2	9
21. Darren Andrews	2013-16	102	1,204	11.8	5

**UCLA Single-Season Receptions**

Name	Year	No	Yds	Avg	TD	Class
1. J.J. Stokes	1993	82	1,181	14.4	17	Jr.
-----						
10. Shaq Evans	2012	60	877	14.6	3	Jr.
11. Devin Fuller	2014	59	447	7.6	1	Jr.
12. Marcedes Lewis	2005	58	741	12.8	10	Sr.
Danny Farmer	1998	58	1,274	22.0	9	Jr.
14. Craig Bragg	2003	55	889	16.2	8	So.
Darren Andrews	2016	55	709	12.9	4	Jr.



KRYS  
**BARNES**

6-2 / 250 / Sophomore  
 Linebacker  
 Bakersfield, Calif.  
 Liberty HS

**2016**

Saw action primarily on special teams in his first year in the program ... Credited with a tackle in games at Cal, vs. UNLV and Oregon State.

**High School**

Listed as a four-star recruit by ESPN and the No. 9 inside linebacker in the nation ... No. 191 on the ESPN 300 list ... Scout.com four-star recruit, No. 25 on the California 100 list and the No. 7 inside linebacker in the nation ... Rivals.com four-star recruit, No. 151 prospect in the nation, No. 24 in the state of California and rated as the No. 13 outside linebacker in the country ... PrepStar Dream Team member and rated as the No. 104 recruit in the nation ... Member of the Tacoma News-Tribune Western 100 ... Credited with 78 tackles, 6.0 tackles for loss as a senior ... In his junior season, he totaled 130 tackles.

**Personal**

Full Name: Krystopher Nathaniel Barnes ... Born in Bakersfield ... Parents: Keith and Karen Barnes ... Has an older sister, Koryssa ... Lists his biggest sports thrill to date as earning multiple scholarship offers to Div. I schools ... Lists the NFL's Ray Lewis as the famous athlete he most admires ... Hobbies include playing games, chilling with friends and football ... Earned a spot on the Athletic Director's Honor Roll in Winter 2017 ... Undeclared major.

**Career Highs**

Tackles: 1, last at Cal, 2016  
 Tackles for Loss: none  
 Interceptions: none

**Tackle Statistics**

Year	TT	T-AT	Sacks	TFL	INT (TD)
2016	3	2-1	0.0-0	0.0-0	0



ZACH  
**BATEMAN**

6-6 / 310 / Redshirt Senior  
Offensive Line  
Costa Mesa, Calif.  
Estancia HS / Orange Coast College

2016

Saw action as a reserve along the offensive line and on special teams in games vs. UNLV, Colorado and Oregon State.

2015

Did not see game action in his first season in the program ... Enrolled in the 2015 Winter Quarter and gained experience during his first practices in the spring of 2015.

**Junior College**

Attended Orange Coast College in 2013 and 2014 ... Anchored an offensive line that helped the OCC offense to generate nearly 8,000 yards over the two seasons ... His offensive line coach was former Los Angeles Rams Pro Bowl lineman Doug Smith.

**High School**

Attended Estancia High School in Costa Mesa, Calif. ... Earned All-CIF and All-Orange County honors while at Estancia HS ... Was an all-league selection in both football and wrestling during his prep career ... Two-time Newport-Mesa Dream Team honoree ... Shared the Orange Coast League Lineman of the Year award as a junior in 2010 ... Helped the Eagles win back-to-back league titles and advance to the Southern Division semifinals in 2011.

**Personal**

Full Name: Zach Bateman ... Parents: Keith and Teresa Bateman ... Has three sisters - Kaylee, Breann, Shannon ... Likes to go to the river in his spare time ... Earned a spot on the Athletic Director's Honor Roll in Fall 2016 and Winter 2017 quarters ... Sociology major.



BRELAND  
**BRANDT**

6-4 / 230 / Redshirt Freshman  
Linebacker  
Carson, Calif.  
Windward School

2016

Did not see game action in his first year in the program ... Enrolled at UCLA for the January 2016 term and took part in spring practice.

**High School**

Listed as a four-star recruit according to ESPN and the No. 25 recruit in the state ... No. 215 on the ESPN 300 list ... Scout.com four-star prospect, No. 13 on the California 100 list and the No. 8 defensive end in the nation ... Rivals.com four-star recruit, No. 150 in the nation and No. 16 in the state of California (No. 12 outside linebacker in the country) ... PrepStar Dream Team member and the No. 66 recruit in the nation ... Member of the Tacoma News-Tribune Western 100 ... Selected for the U.S. Army All-America Bowl Game ... As a senior, he was credited with 72 tackles, 14.0 tackles for loss and 6 sacks ... Also lettered in basketball where he earned all-league honors and averaged 15 ppg as a junior.

**Personal**

Full Name: Breland Zavier Brandt ... Born in Los Angeles, Calif. ... Parents: Bobbington and Nina Brandt ... Has a younger brother, Cameron, and a younger sister, Aryana ... His biggest athletic thrill to date was playing in the U.S. Army All-American game ... Lists Lebron James, Kobe Bryant and Steve Nash as his most admired athletes ... Hobbies include graphic design, art and movies ... Interested in a career in Marketing ... Undeclared major.



BRANDON  
**BURTON**

6-0 / 200 / Sophomore  
Linebacker  
Los Angeles, Calif.  
Serra HS

2016

Saw action in nine games, primarily on special teams, in his first year in the program ... Credited with one tackle at Texas A&M and two stops at BYU.

**High School**

Listed as a four-star recruit by ESPN and No. 28 recruit in the state of California and No. 13 safety in the country ... No. 255 on the ESPN 300 list ... Scout.com four-star recruit, No. 18 on the California 100 list and No. 13 Athlete in the nation ... Rivals.com four-star recruit, No. 112 in the nation, No. 11 in the state of California and rated the No. 4 Athlete in the country ... Member of the Tacoma News-Tribune Western 100 ... Cal-Hi Sports third-team All-State ... Credited with 69 tackles as a senior ... Had 30 receptions for 558 yards and six touchdowns on offense ... Selected to play in the Under Armour All-America Game ... All-CIF Southern Section Pac 5 Division as a senior.

**Personal**

Full Name: Brandon Michael Burton ... Born in Anaheim Hills, Calif. ... Parents: Damien Rivera and Shavon Gray ... Has a brother, Bishop, and five sisters, Alexsus, Arnecia, Deja, Destiney, and Anyonna ... His biggest thrill to date has been returning an interception 95-yards for a touchdown ... Lists the NFL's Larry Fitzgerald as the famous athlete he most admires ... Hobbies include going out with friends and watching television ... Undeclared major.

**Career Highs**

Tackles: 2 at BYU, 2016

**Tackle Statistics**

Year	TT	T-AT	Sacks	TFL	INT (TD)
2016	3	3-0	0-0-0	0-0-0	0



JAKE  
**BURTON**

6-5 / 280 / Redshirt Freshman  
Offensive Line  
Alpine, Calif.  
Granite Hills HS

2016

Did not see game action in his first year in the program ... Practiced at defensive line in 2016 and switched to offensive line in spring of 2017.

**High School**

Listed as a three-star recruit according to ESPN and the No. 78 recruit in the state of California ... Rivals.com three-star prospect and No. 76 on the California 100 list ... PrepStar All-West selection ... Cal-Hi Sports first-team Medium Schools All-State selection ... Second-team San Diego Section All-CIF ... First-team all-league as a senior ... Two-way starter at defensive line and tight end (26 career pass receptions for 338 yards) ... Two-year team captain ... As a senior, he was credited with 63 tackles, 22 tackles for loss and 6.0 sacks ... Totaled 15 career sacks and 55 tackles for loss ... Also lettered in basketball (team captain), track and volleyball.

**Personal**

Full Name: Jacob Paul Burton ... Born in La Mesa, Calif. ... Parents: Bradford and Donna Burton ... Has two younger brothers, William and Zachary ... Dad and uncle (Mitch) played football at San Diego State ... Lists his biggest thrill in sports as catching a winning touchdown pass in the fourth quarter in his first varsity football game ... Favorite athletes are the NFL's JJ Watt and Rob Gronkowski ... Hobbies include hanging out with friends, playing sports and going to the beach ... Big baseball fan ... Cousin, Joe Gigantino, played football at Cal Poly ... Undeclared major.



**JOHNNY  
DEN BLEYKER**

5-11 / 200 / Sophomore  
Long Snapper  
Fremont, Calif.  
Moreau Catholic HS

**2016**

Served as the snapper on all kicks in his first year in the program.

**High School**

Named Chris Rubio High School Long Snapper of the Year ... Five-star Rubio Long Snapper recruit ... Top-rated long snapper in the class of 2016 ... Served as a team captain as a senior and junior ... Named first-team all-league at inside linebacker as a senior after recording 92 tackles and five sacks ... Scout.com two-star recruit ... Rivals.com two-star recruit ... Selected for the U.S. Army All-America Bowl Game .. His brother, Alex, appeared in 42 career games as the long snapper at Washington State (2011-14) ... Named first-team all-league as an outside linebacker as a junior after registering 46 tackles and seven sacks, and named team Defensive Player of the Year ... Also saw action as a fullback and had 98 carries for 469 yards in his prep career ... Earned three Academic and Athletics Excellence awards ... Also lettered in baseball.

**Personal**

Full Name: Jonathan Randall Den Bleyker ... Born in Fremont, Calif. ... Parents: Jeffrey and Catherine Den Bleyker ... Has an older brother, Alex, a former long snapper at Washington State (2011-14), and a younger sister, Jenna ... Playing in the U.S. Army All-American game is his biggest thrill to date ... Lists the NFL's Jon Condo, a Pro Bowl long snapper, as the athlete he admires the most ... Hobbies include all sports and games ... Enjoys listening to music from all eras ... Earned a spot on the Athletic Director's Honor Roll in Winter 2017 and Spring 2017 ... Undeclared major.



**MATT  
DICKERSON**

6-4 / 295 / Senior  
Defensive Line  
San Mateo, Calif.  
Junipero Serra HS

**2016**

Saw action in 12 games with eight starts along the defensive line ... Ranked ninth on the team with 37 tackles ... Made multiple tackles in nine games on the season ... Had season best of seven tackles, to match his career-high, at Washington State, and five stops at Texas A&M.

**2015**

Saw action in all 13 games and made his first career start against Washington State ... Credited with at least three tackles in eight games ... Recorded a season-high seven tackles in the win at Utah ... Closed out the season with a total of 16 tackles in the last three games against Utah, USC and Nebraska ... Second-team Academic All-Conference selection.

**2014**

Saw action in 12 games, as a reserve along the defensive front and on special teams ... Credited with one tackle, 0.5 for loss and 0.5 sacks against Memphis.

**High School**

Four-star recruit according to Rivals.com ... The No. 16 strong side defensive end in the nation and No. 33 prospect in the state of California according to Rivals.com ... Four-star recruit according to Scout.com, the No. 189 prospect in the nation, the No. 22 defensive end in the country, No. 31 prospect in the West and No. 20 recruit in the state of California ... Team won WCAL CCS Championship for first time in 2013 ... Invited to the Semper Fidelis All-America Bowl ... 2013 American Family Insurance/USA Today All-USA 2nd team selection ... As a junior, he won all-league honors and had 53 tackles and four sacks ... Also lettered in basketball.

**Personal**

Full Name: Matthew Miller Dickerson ... Born in San Francisco ... Parents: Clarence and Pamela Dickerson ... Dad played college football at Henderson State (Ark.) ... Has a twin sister, Megan ... Played football for the first time as a high school freshman ... Lists former NFL standout running back Walter Payton as the athlete he admires the most ... Hobbies include fishing, golf and hanging out with family and friends ... Earned a spot on the UCLA Athletic Directors Honor Roll in Fall 2014 ... Sociology major.

**Career Highs**

Tackles: 7, at Washington State, 2016; at Utah, 2015  
Tackles for Loss: 1.0, last vs. Utah, 2016

**Tackle Statistics**

Year	TT	T-AT	Sacks	TFL	INT (TD)
2014	1	0-1	0.5-3	0.5-3	0
2015	38	22-16	1.0-2	4.0-7	0
2016	37	11-26	0.0-0	1.5-1	0
<b>Totals</b>	<b>76</b>	<b>33-43</b>	<b>1.5-5</b>	<b>6.0-11</b>	<b>0</b>



**DEMETRIC  
FELTON**

5-10 / 185 / Redshirt Freshman  
Wide Receiver  
Temecula, Calif.  
Great Oaks HS

**2016**

Did not see game action in his first year in the program ... Enrolled in the 2016 Spring Quarter.

**High School**

Listed as a four-star recruit according to ESPN.com and the No. 35 recruit in the state of California ... Scout.com four-star recruit, No. 44 on the California 100 list and the No. 52 wide receiver in the nation ... Rivals.com three-star recruit, the No. 23 Athlete in the nation and the No. 45 prospect in the state of California ... Member of the Tacoma News-Tribune Western 100 ... Cal-Hi Sports fourth-team All-State ... Selected to play in the Semper Fidelis All-America Bowl Game ... As a senior, he rushed for 1,347 yards on 166 carries and 14 touchdowns ... Caught 23 passes for 391 yards and a couple of touchdowns ... In his junior season, he ran 161 times for 1,277 yards and 15 scores ... Caught 26 passes for 560 yards and seven touchdowns ... Returned three kicks for touchdowns ... All-CIF Southern Section West Valley Division as a senior.

**Personal**

Full Name: Demetric Felton, Jr. ... Born in Memphis, Tenn. ... Parents: Demetric, Sr. and Lennette Felton ... Has two sisters, Demesha and Devonaye ... His biggest thrill in the sport to date has been being named All-CIF and helping his team make the playoffs for the first time in history ... Lists the NFL's Tavon Austin as his favorite athlete ... Hobbies include playing video games and collecting sneakers ... Big fan of Star Wars ... Earned a spot on the Athletic Director's Academic Honor Roll for Fall 2016 ... Undeclared major.





**DENZEL FISHER**

6-1 / 180 / Redshirt Junior  
 Defensive Back  
 Los Angeles, Calif.  
 Centennial HS

**2016**

Saw action in 10 games as a reserve in the secondary and on special teams ... Credited with four tackles on the season ... Secondary ranked 22nd in the nation in passes intercepted (15) and 7th in team passing efficiency (105.85).

**2015**

Saw action in six games as a reserve in the defensive secondary and on special teams ... Credited with 16 tackles on the season ... Season-best seven tackles in win over BYU ... Four tackles against Colorado.

**2014**

Did not see game action in his first year in the program.

**High School**

Three-star recruit according to Rivals.com and Scout.com ... Rivals' No. 39-rated CB in the nation and No. 51-ranked prospect in California ... Scout.com's No. 39 prospect in the state and No. 58 in the West ... Scout's No. 39-rated CB in the nation ... PrepStar All-West Region ... CalHiSports.com first-team All-State Medium Schools ... Long Beach Press-Telegram Dream Team first-team defense ... First-team All-CIF Northwest Division ... Accounted for 1,321 all-purpose yards on offense as a senior ... Caught 35 passes for 440 yards ... Had over 600 yards of kick returns ... Credited with 105 tackles and four interceptions ... Was Watts Summer Games MVP.

**Personal**

Full Name: Denzel Aaronon Fisher ... Born in Los Angeles ... Parents: Rod Fisher and Latysha Tezino ... Has two brothers, Tylen and Josh, and a sister, Lyrick ... Lists the NFL's Deion Sanders and Richard Sherman as athletes he admires ... Hobbies include running track ... African American Studies major.

**Career Highs**

Tackles: 7 vs. BYU, 2015

**Tackle Statistics**

Year	TT	T-AT	Sacks	TFL	INT (Td)
2015	16	8-8	0.0-0	0.0-0	0
2016	4	2-2	0.0-0	0.0-0	0
<b>Totals</b>	<b>20</b>	<b>10-10</b>	<b>0.0-0</b>	<b>0.0-0</b>	<b>0</b>



**STEFAN FLINTOFT**

6-3 / 200 / Redshirt Junior  
 Punter  
 Westchester, Calif.  
 Loyola HS

**2016**

Took over the punting duties midway through the season and averaged 40.3 yards per kick over 23 attempts ... Placed eight kicks inside the opponent 20-yard line ... Saw action at punter vs. Utah, Colorado, Oregon State, USC and Cal.

**2015**

Worked as a reserve punter and kicker for the Bruins.

**2014**

Did not see game action in his first season with the program.

**High School**

Played at Loyola High School 2010-'14... Lettered 2 years for football and 1 year for soccer as a mid/forward/center defender... Averaged 42 yards per punt with 40% inside the 20-yard line... His longest punt was 75 yards... 100% accurate on field goals and PAT's.

**Personal**

Full name: Stefan More Flintoft... Born in Santa Monica, Calif. ... Parents: Thomas and Ingrid Flintoft ... Has one sister, Chelsea ... Uncle, Gerry, attended UCLA ... Relative Oystein Mellerud was a member of the 1964 Norway Olympic ice hockey team ... His biggest athletic thrill is getting the chance to play football for UCLA... Admires NFL punter Bryan Anger... Hobbies include surfing, golf, and snowboarding ... Named to the Athletic Director's academic honor roll in Fall 2014 ... Political Science major.

**Punting Statistics**

Year	No	Yds	Avg.	LG	I20
2016	23	928	40.3	53	8



## GIOVANNI GENTOSI

6-2 / 250 / Redshirt Junior  
Running Back  
Newport Beach, Calif.  
Corona del Mar HS

### 2016

Saw action as a tight end and on special teams ... Made his first career start against Stanford ... Credited with one tackle.

### 2015

Saw action as a reserve along the offensive line (at UNLV) and then shifted to fullback ... Appeared in four games.

### 2014

Did not see game action in his first season in the program.

### High School

Played at Corona del Mar High School 2010-14 ... Lettered three years in Varsity Football (three CIF championships and one state title) and one year in Varsity Track & Field (Shot Put/ Discus) ... 1st team MaxPreps Small Schools All-American ... 1st Team CalHi Sports All-State Medium Schools ... 1st Team All-CIF Southern Section/Southern Division--Offensive Player of the Year ... Pacific Coast League MVP ... 1st Team All-Orange County ... 1st Team All-League ... Daily Pilot Newport-Mesa Male Athlete of the Year ... Daily Pilot Newport-Mesa Dream Team Player of the Year ... CDM HS Most Valuable Offensive Player ... CDM HS Lineman of the Year ... CDM HS Player of the Year ... CDM HS Football Team Captain ... Overall CDM HS Male Athlete "Sea King" of the Year ... Ranked #26 Long Snapper in 2013 in the USA as verified by Rubio Long Snapping ... Lettered Senior Year in Track & Field ... Pacific Coast League Champion for 1st place in Shot Put; 2nd place in Discus and Pacific Coast League MVP.

### Personal

Full Name: Giovanni Paul Gentosi ... Born in Newport Beach, Calif. ... Parents: Paul and Marie Gentosi ... Has one sister, Michaela, a rower at San Diego State ... His biggest athletic thrill was winning the CIF Division 3 State Title breaking State, Division, County and High School records and joining the UCLA Bruins Football Team ... Admires NFL Defensive End J.J. Watt ... Hobbies include spear fishing, body surfing and playing the piano ... Awarded a scholarship at halftime of the 2017 Spring Showcase ... Earned a spot on the Athletic Director's Honor Roll in Winter 2015, Fall 2016, Winter 2017 and Spring 2017 quarters ... Political Science major.



## DeCHAUN HOLIDAY

6-2 / 225 / Redshirt Sophomore  
Linebacker  
San Marcos, Calif.  
Mission Hills HS

### 2016

Saw action in seven games on special teams and as a reserve linebacker ... Credited with a blocked punt against Oregon State which was returned for a touchdown ... Made four tackles on the season, with a best effort of two stops at Cal.

### 2015

Did not see game action in his first season in the program.

### High School

No. 76 (four stars) on the Scout.com Scout 300 List ... Listed as a four-star recruit by Rivals.com, the No. 14 recruit in the state of California and the No. 102 recruit in the nation ... ESPN.com's No. 122 recruit in the nation ... First-team USA Today All-California team selection ... Listed as the No. 8 cornerback in the nation and the No. 14 recruit in the state by ESPN ... Selected to play in the U.S. Army All-America Game ... 2014 San Diego Section All-Section Defensive Player of the Year ... Had two interception returns

for touchdowns ... Served as team captain his senior season ... Team won the 2013 CIF Championship and the Avocado League championship in 2012-14.

### Personal

Full Name: DeChaun Cordell Holiday ... Born in San Diego, Calif. ... Parent: Dexter Holiday ... Has a brother Mark, and two sisters, Mariyah and Daviahna ... Hobbies include ceramics ... Loves dogs ... African American Studies major.

### Career Highs

Tackles: 2 at Cal, 2016

### Tackle Statistics

Year	TT	T-AT	Sacks	TFL	INT (TD)
2016	4	4-0	0.0-0	0.0-0	0



## THEO HOWARD

6-0 / 180 / Sophomore  
Wide Receiver  
Westlake Village, Calif.  
Westlake HS

### 2016

Saw action at wide receiver in his first year in the program ... Made a start at Arizona State ... Had one catch in games vs. UNLV, Arizona, and Utah ... His catch vs. UA was for a 19-yard touchdown ... Had two catches at ASU ... Made five receptions for 30 yards in win over Oregon State to tie for the third-most catches ever in a game by a Bruin true freshman ... Enrolled at UCLA in the 2016 Winter Quarter and participated in spring football practice.

### High School

Listed as a four-star recruit by ESPN and the No. 32 player in California ... No. 288 on the ESPN 300 list ... Scout.com four-star recruit, No. 7 on the California 100 list and rated as the No. 7 wide receiver in the nation ... Rivals.com four-star recruit, No. 38 in the nation, No. 7 in the state of California and No. 5 wide receiver in the country ... PrepStar Dream Team member and rated the No. 85 recruit in the nation ... Member of the Tacoma News-Tribune Western 100 ... Cal-Hi Sports second-team All-State ... Selected to play in the Semper Fidelis All-America Bowl Game ... As a senior, he made 60 receptions for 959 yards and nine touchdowns and was named All-Ventura County Offensive Player of the Year ... All-Marmonte League Receiver of the Year ... Recipient of Scholar/Athlete award ... As a junior, he was Marmonte League Co-Receiver of the Year and team won league title ... Attended Oaks Christian HS as a sophomore and was named Rookie of the Year ... Also ran track for one season as a freshman at Oaks Christian ... Set a Russell Cup frosh/soph hurdle record (15.65) and 4 x 100 Relay record (43.83).

### Personal

Full Name: Theodore Alexander Howard ... Born in Maryland ... Parents: Ted and Nina Howard ... Lists the NFL's A.J. Green as his favorite athlete ... Hobbies include playing video games and hiking ... Earned a spot on the Athletic Director's Academic Honor Roll in Fall 2016 and Spring 2017 ... Undeclared major.

### Career Highs

Receptions: 5 v. Oregon State, 2016

Receiving Yards: 30 vs. Oregon State, 2016

TD: 1 vs. Arizona, 2016

Long: 19 vs. Arizona, 2016

### Receiving Statistics

Year	No	Yds	Avg.	TD	LG
2016	12	88	7.3	1	19



SOSO  
**JAMABO**

6-2 / 215 / Junior  
Running Back  
Plano, Texas  
Plano West HS

**2016**

Saw action in 11 games and made five starts ... Led the team in rushing with 321 yards ... Ran for 91 yards at Texas A&M on a career-high 23 carries ... Totaled 90 rushing yards vs. UNLV and scored a career-best three touchdowns ... Ran for 66 yards on career-high matching 23 carries at Colorado ... Also caught 16 passes on the season for 197 yards and a 12.3 yard average.

**2015**

Saw action as a reserve running back in all 13 games ... Second on the team with 404 yards rushing ... Ran for a total of four touchdowns (one each at Arizona, Cal, Colorado, at Oregon State) ... Had a season-high of 18 carries against California ... Ran for at least 79 yards in four games - (9-79) v. UVA, (9-96) at Arizona, (18-79) v. Cal, (9-90) at Oregon State ... Also caught five passes on the season (58 yards).

**High School**

Listed No. 18 (five stars) on the Scout.com Scout 300 ... Scout's No. 1 ranked running back ... Listed No. 22 (five stars) on the Rivals.com Rivals 100 ... First-team USA Today All-America selection ... Listed as No. 4 running back in the nation and the No. 28 overall recruit by ESPN.com ... Selected to play in the Under Armour High School All-Star game ... In 2014, he ran 235 times for 2,279 yards and 44 touchdowns ... Named to the first-team MaxPreps All-America team ... Selected Class 6A All-State ... Also lettered in basketball.

**Personal**

Full Name: Sotonye Josiah Jamabo ... Born: in Carrollton, Texas ... Parents: Abiye Jamabo and Ebiayibo Dinyain ... Has two brothers, Ibifiri and Oraibi, and a sister, Biebele ... Hobbies include playing video games ... Loves music ... Earned a spot on the Athletic Director's Academic Honor Roll for the 2015 Fall and 2017 Winter quarters ... Political Science major.

**Career Highs**

Rushing Att: 23 at Colorado, 2016; at Texas A&M, 2016  
Rushing Yds: 96 at Arizona, 2015  
Rushing TDs: 3 vs. UNLV, 2016  
Long: 39 v. Virginia, 2015  
Pass Receptions: 5 at Texas A&M, 2016  
Receiving Yards: 86 at Arizona State, 2016  
Long Reception: 66 at Arizona State, 2016

**Rushing Statistics**

Year	TCB	Yds	YL	Net	Avg	TD	Lg
2015	66	416	12	404	6.1	4	39
2016	82	351	30	321	3.9	3	31
<b>Totals</b>	<b>148</b>	<b>767</b>	<b>42</b>	<b>725</b>	<b>5.2</b>	<b>7</b>	<b>39</b>



ANDRE  
**JAMES**

6-4 / 305 / Redshirt Sophomore  
Offensive Line  
Herriman, Utah  
Herriman HS

**2016**

Came on to start the final seven games at right tackle ... Moved into the lineup following an injury to Kolton Miller.

**2015**

Did not see game action in his first year in the program.

**High School**

Listed as a four-star recruit by Scout.com ... Ranked as the No. 192 player in the nation on the Scout 300 list ... ESPN.com's No. 177 recruit in the nation ... USA Today All-Utah team selection ... PrepStar All-American ... Listed as No. 15 offensive tackle in the nation and the third-ranked recruit in Utah by ESPN ... Listed as four-star recruit by Rivals.com and the third-ranked player in the state of Utah.

**Personal**

Full Name: Andre James ... Born in Salt Lake City, Utah ... Parents: Marcus and Angela James ... Has a younger brother - Eli and a younger sister - Jacey ... His favorite athletes are the NFL's Jonathan Ogden and Kyle Long ... Sociology major.



# MOSSI JOHNSON

6-0 / 195 / Senior  
 Defensive Back / Wide Receiver  
 Los Angeles, Calif.  
 Crenshaw HS

**UCLA**

Saw action at defensive back during 2017 spring practices.

**2016**

Saw action at wide receiver and on special teams ... Played in eight games and made three catches for 55 yards and a touchdown ... Scored on a 29-yard pass from Josh Rosen against UNLV ... Made two catches in the win at BYU.

**2015**

Saw action in five games with one start (at Arizona) ... Had a season-high four catches at UNLV ... Registered two catches each in games against Virginia and BYU ... Made one kickoff return for 16 yards ... Suffered an injury in game five against Arizona State and sat out the balance of the season.

**2014**

Appeared in 12 games with two starts at receiver (at Colorado, at Washington) ... Caught 23 passes, second-highest total ever by a Bruin true freshman player, on the year for 232 yards and a touchdown (at Washington) ... Made four catches at Cal and three at Colorado ... Scored his first career touchdown on a 15-yard pass play from Brett Hundley ... Made a season-best five receptions against USC for a season-best 60 yards ... Caught three balls vs. Stanford ... Returned eight kickoffs for a 22.0-yard average ... Had a long return of 67 yards at Cal ... Enrolled at UCLA in January of 2014, after originally signing with the Bruins in 2012, and participated in 2014 spring practice.

**High School**

A three-star recruit according to both Scout.com and Rivals.com in 2013 ... The No. 57-ranked cornerback in the nation according to Scout.com ... No. 13-ranked corner in the West ... PrepStar All-West Region ... Selected to play in the Offense-Defense Bowl in Houston ... Listed No. 84 on the Scout.com West 150 ... Rated No. 91 prospect in the state of California by Rivals.com ... As a senior, he made 55 tackles, seven interceptions and scored 18 touchdowns ... As a junior, he made 40 tackles ... Had 10 punt returns for 231 yards and 10 kickoff returns for 179 yards ... Rushed for 493 yards and six touchdowns and caught 15 passes for 150 yards and a touchdown ... Named Offensive Player of the Year for the Coliseum League ... Coached by Robert Garret ... Also lettered in basketball.

**Personal**

Full Name: Mossi Johnson ... Born in Los Angeles ... Parents: Jerome and Felicia Johnson ... Has three brothers - Cody, Isaiah, and Nicholas ... His biggest athletic thrill is being able to play at UCLA ... Admires the NFL's Patrick Peterson ... Hobbies include coaching youth football ... Named to the Athletic Director's Honor Roll in Spring 2017 ... African American Studies major.

**Career Highs**

Receptions: 5 vs. USC, 2014  
 Receiving Yards: 60 vs. USC, 2014  
 TD Receptions: 1 vs. UNLV, 2016; at Washington, 2014  
 Long: 29 vs. UNLV, 2016

**Receiving Statistics**

Year	No	Yds	Avg.	TD	LG
2014	23	232	10.1	1	27
2015	8	41	5.1	0	12
2016	3	55	18.3	1	29
<b>Totals</b>	<b>34</b>	<b>328</b>	<b>9.7</b>	<b>2</b>	<b>29</b>



# STEPHEN JOHNSON III

5-11 / 195 / Redshirt Sophomore  
 Wide Receiver  
 San Leandro, Calif.  
 San Leandro HS

**2016**

Did not see game action in his second year with the program.

**2015**

Saw action in seven games and made one start (Nebraska) at receiver ... Saw action at receiver and on special teams ... Had a 50-yard catch against Arizona State ... Had a season-high three catches in the bowl game against Nebraska (23 yards) ... Grabbed two receptions each in games vs. UNLV (28) and Cal (22).

**High School**

Listed as four-star recruit by Rivals.com, No. 25 recruit in California and No. 189 in the nation ... Listed as a four-star recruit by Scout.com and the No. 212-ranked recruit in the nation on the Scout 300 ... ESPN.com three-star recruit ... PrepStar All-American ... Played quarterback in 2014 and completed 49 of 94 passes for 939 yards and six scores ... Ran 98 times for 728 yards and 13 more touchdowns ... Named league MVP and was chosen first-team all-league as a quarterback and a kick returner ... Also lettered in basketball (all-league point guard) and track (sprint events).

**Personal**

Full Name: Stephen Douglas Johnson ... Parents: Stephen, Jr. and Karen Johnson ... Has no brothers or sisters ... Relative Kenny Johnson played football at Mississippi State and for 10 seasons in the NFL ... Lists the NBA's Russell Westbrook as the athlete he admires the most ... Loves to make people laugh ... Aspires to become a business owner ... Political Science major.

**Career Highs**

Receptions: 3 vs. Nebraska, 2015  
 Receiving Yards: 50 vs. Arizona State, 2015  
 TD Receptions: none  
 Long: 50 vs. Arizona State, 2015

**Receiving Statistics**

Year	No	Yds	Avg.	TD	LG
2015	8	123	15.4	0	50

**Kickoff Return Statistics**

Year	TCB	Yds	Avg	TD	Lg
2015	4	111	27.8	0	56



**MIQUE  
JUAREZ**

6-2 / 255 / Redshirt Freshman  
Linebacker  
Torrance, Calif.  
North HS

**2016**

Did not see game action in his first year in the program ... Enrolled in the 2016 Spring Quarter and participated in spring practices in April 2016.

**High School**

Listed as a five-star recruit and the No. 1 outside linebacker in the nation ... Five-star prospect according to Rivals.com ... Rated by Rivals.com as the No. 9 prospect in the nation, the No. 1 recruit in the state of California and the No. 2 inside linebacker in the country ... A four-star recruit according to the ESPN and the No. 4 outside linebacker in the country ... ESPN's No. 4 recruit in the state of California and No. 30 player on the ESPN 300 list ... Member of the Tacoma News-Tribune Western 100 ... Cal-Hi Sports first-team All-State ... Invited to the U.S. Army All-America Bowl Game ... Selected LA Times All-Southland Player of the Year ... Daily Breeze All-Area Player of the Year ... PrepStar Dream Team selection and the No. 8 overall recruit ... All-CIF Southern Section Western Division as a senior ... Defensive Player of the Year in the CIF Southern Section Western Division ... Credited with 146 tackles and 21.0 tackles for loss as a senior ... Completed 122 of 239 passing attempts for 1,658 yards and 23 touchdowns while playing offense ... Rushed for 1,370 yards and 36 touchdowns ... Registered 397 career tackles.

**Personal**

Full Name: Mique A. Juarez ... Born in Harbor City, Calif. ... Parents: Mike and Natasha Juarez ... Has two younger brothers, Sebastian and Khole and one younger sister, Michaela ... The famous athlete he most admires is Myles Jack ... Hobbies include playing video games ... Mique is an Eagle Scout ... Undeclared major.



**AUSTIN  
KENT**

6-1 / 220 / Sophomore  
Punter  
Charlotte, N.C.  
Providence HS

**2016**

Served as the punter in eight games during his first year in the program ... Also saw action as a holder on place kicks ... Led the team with 44 punts ... Kicked to a 38.3 average and placed 12 kicks inside the 20.

**High School**

Scout.com three-star recruit and the No. 12 punter in the nation ... No. 2 punter in the nation according to Chris Sailer ... As a senior, he punted 56 times for a 47.2 yard average, with a long punt of 70 yards ... 34 of his 38 kickoffs went for touchbacks ... Made three field goals of 50 yards or longer, including a school record 55-yarder ... Named to the first-team All-Charlotte Observer Area team and chosen the Greater Charlotte Area Punter of the Year ... Named first-team all-state punter in 2015 ... Selected for the Jan. 2016 International Bowl all-star game played in Dallas, Texas ... Also lettered four years on the swim team and two on the soccer team ... Team captain of the swim team ... 2016 Vegas Gold Coaches Swimming Award winner ... Named his high school's Student-Athlete of the Year for 2015-16.

**Personal**

Full Name: Austin James Kent ... Born in Chicago, Ill. ... Parents: Eric and Elizabeth Kent ... Has two older brothers, Trevor and Jared ... Lists the NFL's Stephen Gostkowski as his favorite athlete ... Hobbies in his spare time include swimming and volunteering ... His uncle attended graduate school at UCLA ... Earned a spot on the Athletic Director's Honor Roll in Winter 2017 and Spring 2017 ... Member of the National Honor Society ... Undeclared major.

**Punting Statistics**

Year	No	Yds	Avg.	LG	I20
2016	44	1,685	38.3	61	12



**KENNY  
LACY**

6-4 / 305 / Redshirt Senior  
Offensive Line  
Phoenix, Ariz.  
Mountain Pointe HS

**2016**

Starter in nine games at an offensive guard position.

**2015**

Started 10 games at a guard position ... Team surrendered just 14 quarterback sacks on the season, the second-lowest total in school history ... Helped pave the way on the ground for running back Paul Perkins, the third-leading rusher in school history who posted his second straight 1,000-yard season.

**2014**

Saw his first game action at Arizona State ... Made two starts at guard in games against Utah and Oregon ... Helped to pave the way for the Pac-12's leading rusher, Paul Perkins, who produced the second-best rushing total in school history.

**2013**

Did not see game action in his first season in the program.

**High School**

A four-star recruit according to Scout.com and Rivals.com ... No. 40 prospect on the Scout.com West 150 list ... No. 171 recruit in the nation, a PrepStar All-American and the No. 16 offensive tackle in the country ... Ranked No. 219 nationally according to Scout.com ... Selected to play in the Semper Fidelis All-American Bowl ... Ranked as the nation's No. 18 offensive tackle by Scout.com and No. 4 in the West ... Rated by Rivals.com as the No. 27 offensive tackle in the country and No. 4 prospect in Arizona ... ESPN.com's No. 9-rated player in the state of Arizona and the No. 38-ranked offensive tackle in the nation ... SuperPrep's No. 22-ranked offensive lineman and No. 6-rated prospect in Arizona ... No. 16-ranked offensive tackle by Tom Lemming ... Helped lead his team to a 12-2 record and its first-ever appearance in a state title game as a senior ... Team captain who started 39 high school games ... Coached by Norris Vaughan.

**Personal**

Full Name: Kenneth Ray Lacy ... Born in Phoenix, Ariz. ... Parents: Kenneth and Patricia Lacy ... Has an older sister, Kendra ... Lists his biggest thrill in sports as going to the high school state championship game his senior year ... The NFL's Jake Long is the athlete he admires the most ... Hobbies include playing basketball ... Cousin, Marcel Jones, played at Nebraska and in the NFL ... Has an interest in a career in sports broadcasting ... Political Science major.



## JORDAN LASLEY

6-1 / 205 / Redshirt Junior  
Wide Receiver  
Compton, Calif.  
Serra HS

### 2016

Saw action in 11 games and made four starts (Colorado, Oregon State, USC, Cal) ... Ranked second on the team with 41 catches for 620 yards ... Led the team with five touchdown receptions ... Had multiple receptions in 10 games ... Posted two 100-yard games - 117 vs. Utah on seven catches and 105 vs. Oregon State on five receptions ... Caught two scoring passes vs. USC (56 and 7 yards) ... Also had scoring catches vs. Arizona State, Utah and Washington State ... Returned a blocked punt for a score against Oregon State.

### 2015

Saw action in nine games as a reserve receiver and on special teams ... Made three catches on the year, two for 10 yards at Oregon State and one vs. Colorado (7) ... Credited with one special teams tackle.

### 2014

Did not see game action in his first season in the program.

### High School

Three-star recruit according to Rivals.com ... Rivals' No. 55-ranked wide receiver in the country and the No. 44-rated recruit in the state of California ... Three stars from Scout.com ... Scout's No. 69 wide receiver nationally, the No. 40 recruit in the state of California and No. 59 recruit in the West ... PrepStar All-West Region ... Three-star athlete according to 247Sports ... As a senior, he caught 34 passes for 833 yards and 14 touchdowns ... First-team All-CIF Western Division ... Also lettered in basketball and track.

### Personal

Full Name: Jordan Lasley ... Parents: Kevin Lasley and Danielle Kirkwood ... Has two brothers, Dylan and Aiden ... Lists the NFL's Dez Bryant as his favorite athlete ... Hobbies include singing, dancing and making people laugh ... Earned a spot on the Athletic Director's Honor Roll for Fall 2014 ... Political Science major.

### Career Highs

Receptions: 7 vs. Utah, 2016  
Receiving Yards: 117 vs. Utah, 2016  
TD Receptions: 2 vs. USC, 2016  
Long: 75 vs. Utah, 2016

### Receiving Statistics

Year	No	Yds	Avg.	TD	LG
2015	3	17	5.7	0	7
2016	41	620	15.1	5	75
<b>Totals</b>	<b>44</b>	<b>637</b>	<b>14.5</b>	<b>5</b>	<b>75</b>



## DYMOND LEE

6-2 / 190 / Redshirt Freshman  
Wide Receiver  
Reseda, Calif.  
Chaminade Prep

### 2016

Did not see game action in his first year in the program.

### High School

Scout.com four-star recruit, No. 42 on the California 100 list and rated as the No. 51 wide receiver in the nation ... Rivals.com four-star recruit, No. 157 in the nation, No. 28 in the state and rated as the No. 38 wide receiver in the country ... Listed as a three-star prospect by ESPN and the No. 61 recruit in the state of California ... Cal-Hi Sports fourth-team All-State selection ... As a senior, he completed 61% of his passing attempts for 1,622 yards and 11 touchdowns ... Ran for 417 yards on 78 carries ... Made 12 career touchdown receptions.

### Personal

Full Name: Dymond Caleb Lee ... Born in Beaumont, Texas ... Parents: Christopher Lee and Angela Womack ... Has two brothers, Devon and Donovan, and one sister, Desiree ... Lists his biggest thrill in sports to date as winning the CIF title in his sophomore season ... Lists the NFL's Warren Moon, Aaron Rodgers and Drew Brees as the famous athletes he most admires ... Hobbies include free-running, yoga and tai chi ... Earned a spot on the Athletic Director's Academic Honor Roll in Fall 2016 and Winter 2017 quarters ... Undeclared major.



## WILL LOCKETT

5-11 / 195 / Redshirt Sophomore  
Defensive Back  
Houston, Texas  
Manvel HS

### 2016

Saw action in 11 games on special teams and as a reserve in the secondary ... Credited with seven tackles on the year ... Had a season-high of three stops vs. Arizona ... Secondary ranked 22nd in the nation in passes intercepted (15) and seventh in team passing efficiency defense (105.85).

### 2015

Did not see game action in his first season in the program.

### High School

Listed as three-star recruit by Rivals.com and the No. 99 recruit in the state of Texas ... Listed as a three-star recruit by Scout.com and the No. 7 cornerback in the Midland region ... ESPN.com three-star recruit ... PrepStar All-American ... In 2014, he recorded 48 tackles, one sack, four interceptions, nine pass defenses and two fumbles caused ... As a junior, he totaled 42 tackles, two interceptions, 12 passes defended and two fumbles caused.

### Personal

Full Name: Will Charles Lockett ... Born in Houston, Texas ... Parents: William Lockett and Zelda Russell ... Has two sisters - Breyana and Fontone ... His biggest thrill in the sport is to get an interception ... Lists Floyd Mayweather as his favorite athlete ... Hobbies include playing video games ... Political Science major.

### Career Highs

Tackles: 3 vs. Arizona, 2016  
Tackles for loss: none  
Interceptions: none

### Tackle Statistics

Year	TT	T-AT	Sacks	TFL	INT (TD)
2016	7	7-0	0.0-0	0.0-0	0



KEISEAN  
**LUCIER-SOUTH**

6-4 / 240 / Redshirt Sophomore  
Defensive Line  
Santa Ana, Calif.  
Orange Lutheran HS

**2016**

Saw action in all 12 games on special teams and as a reserve along the defensive line ... Credited with six tackles on the season ... Had a season-high two stops at Cal.

**2015**

Did not see game action in his first season in the program ... Presented the Ed 'Coach K' Kezirian Freshman Award for Academic and Athletic Balance at the annual team banquet.

**High School**

Listed No. 14 (five stars) on the Rivals.com Rivals 100 ... Listed No. 29 (five stars) on the Scout.com Scout 300 ... Listed No. 22 on the ESPN 300 and as No. 5 defensive end in the nation and third-ranked recruit in California ... First-team USA Today All-California selection and State Defensive Player of the Year ... PrepStar Top 150 Dream Team and No. 16 recruit in the nation ... Selected to play in the U.S. Army All-America Game ... In 2014, he recorded 44 tackles, seven sacks, four passes defended ... Returned a fumble for a touchdown ... As a junior, he made 38 tackles, 11 tackles for loss and 10 sacks.

**Personal**

Full Name: Keisean Lucier-South ... Parents: Sean and Cynthia South ... Has a sister, Layla ... Lists the NFL's Justin Houston as his favorite athlete ... Hobbies include playing video games ... Sociology major.

**Career Highs**

Tackles: 2 at Cal, 2016  
Tackles for loss: 1.0 at Arizona State, 2016  
Interceptions: none

**Tackle Statistics**

Year	TT	T-AT	Sacks	TFL	INT (TD)
2016	6	4-2	0.0-0	1.0-3	0



MATT  
**LYNCH**

6-4 / 218 / Redshirt Freshman  
Quarterback  
Broomfield, Colo.  
Legacy HS

**2016**

Did not see game action in his first year in the program ... Served as the scout team quarterback in practices ... Enrolled in Spring Quarter and took part in 2016 spring practices.

**High School**

Listed as three-star recruit by Scout.com, No. 143 on the West 150 list and the No. 47 quarterback in the nation ... Rivals.com three-star recruit, the No. 4 prospect in the state of Colorado and the No. 18 Pro Style Quarterback in the nation ... As a senior, he completed 166 of 277 passing attempts for 1,947 yards and 20 touchdowns with six interceptions and ran 100 times for 534 yards and 10 touchdowns ... Member of the Tacoma News Tribune Western 100 ... As a junior, he completed 100 of 190 passes for 1,260 yards and 12 touchdowns and ran 92 times for 722 yards and 10 touchdowns ... Lettered two years in basketball.

**Personal**

Full name: Matthew Scott Lynch ... Born in Louisville, Colo. ... Parents: Kevin and Robin Lynch ... Has two younger brothers, Ryan and Adam ... Lists his biggest thrill to date in sports as driving his team 87 yards in 1:02 with no timeouts to win a game against his crosstown rival ... Cam Newton and Russell Wilson are the athletes he admires most ... Hobbies include working out ... Hopes to become a commercial airline pilot ... His uncle, Sean Moran (1996-2003), and grandfather, Fran Lynch (1967-75), both played in the NFL ... Earned a spot on the Athletic Director's Honor Roll in Winter 2017 ... Undeclared major.



## ELDRIDGE MASSINGTON

6-2 / 212 / Redshirt Senior  
Wide Receiver  
Mesquite, Texas  
West Mesquite HS

### 2016

Saw action in nine games, with seven starts at receiver ... Finished fifth on the team with 20 receptions for 285 yards ... Made multiple catches in seven games ... Had a season-high four receptions at Texas A&M for 47 yards ... Made three catches in games vs. UNLV (29 yds), Arizona State (58) and Utah (52).

### 2015

Appeared in 12 games as a reserve at receiver ... Tied for sixth on the team with 11 catches (119 yards) ... Made a season-high three catches against Washington State (44 yards) ... Had two catches in games against Virginia (31) and Arizona State (12).

### 2014

Appeared in all 13 games, with nine starts at receiver ... Started his first college game at Virginia and made two catches for 63 yards, including a 48-yarder on the first series of the contest ... Made 25 catches on the season for 367 yards and three scores ... Made his first scoring reception at Arizona State on an 80-yard catch-and-run ... Also made scoring catches against Utah (40 yds) and USC (13) ... Made multiple catches in eight games, with a best of five receptions against Oregon.

### 2013

Did not see game action in his first season in the program ... Enrolled in January 2013 and took part in spring practice.

### High School

A four-star recruit according to Scout.com and Rivals.com ... Listed as the nation's No. 174 recruit on the ESPN 300 ... PrepStar All-American and the No. 34 wide receiver in the nation ... Ranked as the nation's No. 27 wide receiver by Scout.com and No. 35 by Rivals.com ... The No. 249 overall recruit in the nation according to Rivals.com and the No. 33 prospect in the state of Texas ... Nation's No. 208 recruit according to Scout.com ... Rated by ESPN.com as the nation's No. 172 recruit, No. 21 recruit in the state of Texas and the No. 21 wide receiver in the nation ... SuperPrep's No. 39-ranked wide receiver nationally and the No. 31-rated recruit in the state of Texas ... Sat out his senior season due to injury ... As a junior, caught 39 passes for 663 yards and six touchdowns ... Made eight catches for 210 yards and two touchdowns in a game against Corsicana High School ... Ranked No. 22 wide receiver in the nation by Tom Lemming ... Coached by Mike Overton ... Also lettered three years in track.

### Personal

Full Name: Eldridge Massington ... Born in Dallas, Texas ... Parents: Eldridge Massington I and Kathy Dukes ... Has four sisters - Markelle, Somolia, Myia, Meoshe ... Chad Johnson and Charles Barkley are the athletes he admires most ... Was a member of the high school choir ... Member of the Athletic Director's Academic Honor Roll in Fall 2015 and Spring 2017 ... Gender Studies major.

### Career Highs

Receptions: 5 vs. Oregon, 2014  
Receiving Yards: 80 at Arizona State, 2014  
TD Receptions: 1, last vs. USC, 2014  
Long: 80 at Arizona State, 2014

### Receiving Statistics

Year	No	Yds	Avg.	TD	LG
2014	25	367	14.7	3	80
2015	11	119	10.8	0	19
2016	20	285	14.2	0	37
<b>Totals</b>	<b>56</b>	<b>771</b>	<b>13.8</b>	<b>3</b>	<b>80</b>



## NATE MEADORS

5-11 / 195 / Junior  
Defensive Back  
San Bernardino, Calif.  
San Gorgonio HS

### 2016

Saw action in nine games with eight starts in the Bruin secondary ... Finished 10th on the team with 35 tackles ... Had six pass defenses ... Had multiple tackles in nine games ... Credited with a career-best 10 stops vs. USC ... Part of a Bruin secondary which gave up a Pac-12 low 12 scoring passes during the season ... Secondary ranked 22nd in the nation in passes intercepted (15) and seventh nationally in team passing efficiency defense (105.85).

### 2015

Saw action in 10 games and made two starts (at Utah, at USC) ... Played on several special teams units ... Credited with 22 tackles and two pass break ups ... His interception late in the Colorado game sealed the win for the Bruins ... Made a season-high seven tackles at Utah ... Had four stops in games at Arizona and at USC ... Presented the Ed 'Coach K' Kezirian Freshman Award for Academic and Athletic Balance at the annual team banquet ... Joined the program in time for spring practices in April, 2015.

### High School

Listed as three-star recruit by Rivals.com ... Listed as a three-star recruit by Scout.com and the No. 7 safety in the west ... ESPN.com three-star athlete ... In 2014, he completed 97 of 166 passes for 1,481 yards and 22 touchdowns, four interceptions ... Rushed 146 times for 1,971 yards and 26 touchdowns ... Selected All-CIF Inland Division on offense ... On defense, he was credited with 32 tackles and three sacks ... As a junior, he caught 40 passes for 823 yards and seven touchdowns ... He made six interceptions and 98 tackles on defense ... Named All-CIF Inland Division.

### Personal

Full Name: Nathan Malik Meadors ... Born in San Bernardino, Calif. ... Parents: Dorian Love and Tristin Meadors ... Has four brothers, Dorian, Daylen, Daron, and Dash ... Biggest thrill was passing for 300 yards and four touchdowns and rushing for 260 yards and four touchdowns in a high school game ... Lists Deion Sanders as his favorite athlete ... Hobbies include playing basketball ... Member of the Athletic Director's Academic Honor Roll in Fall 2015, Winter 2017 and Spring 2017 ... Sociology major.

### Career Highs

Tackles: 10 vs. USC, 2016  
Tackles for loss: none  
Interceptions: 1 vs. Colorado, 2015

### Tackle Statistics

Year	TT	T-AT	Sacks	TFL	INT (TD)
2015	22	18-4	0.0-0	0.0-0	1
2016	35	28-7	0.0-0	0.0-0	0
<b>Totals</b>	<b>57</b>	<b>46-11</b>	<b>0.0-0</b>	<b>0.0-0</b>	<b>1</b>





## KOLTON MILLER

6-8 / 310 / Redshirt Junior  
Offensive Line  
Roseville, Calif.  
Roseville HS

### 2016

Starter at right tackle in the first five games of the season ... Missed the balance of the season due to an injury suffered in the week five Arizona game.

### 2015

Starter at offensive tackle in five games (Cal, Colorado, Oregon State, Washington State, Nebraska) ... Also saw action on special teams ... Team surrendered just 14 quarterback sacks, the second-lowest total in school history ... Helped pave the way on the ground for running back Paul Perkins, the third-leading rusher in school history who posted a second straight 1,000-yard season.

### 2014

Did not see game action in his first season in the program.

### High School

Four-star recruit according to Rivals.com ... Rivals' No. 31 offensive tackle in the nation and the No. 35 prospect in the state of California ... Four-stars from 247Sports ... Three-stars according to Scout.com, the No. 28-rated offensive tackle in the nation, No. 44 prospect in the state of California and No. 63 recruit in the West ... PrepStar All-West Region ... Named first-team Sierra Football League and first-team All-Metro by the Sacramento Bee ... Cal-Hi Sports All-Northern California first-team and all-state selection ... Named a team captain for the Sacramento Optimist All-Star game.

### Personal

Full Name: Kolton Daniel Miller ... Born in Redwood City, Calif. ... Parents: Dan and Karrie Miller ... Has one younger brother, Chad ... Lists his biggest thrill in sports as winning his high school league title despite losing a number of players to injuries during the year ... Lists former NFL standout Tedy Bruschi, now with ESPN and another Roseville High alum, as the athlete he admires the most ... Hobbies include fishing and watching movies ... Earned a spot on the UCLA Athletic Director's Honor Roll in Fall 2014 ... Political Science major.



## POASI MOALA

6-4 / 305 / Redshirt Senior  
Offensive Line  
Moreno Valley, Calif.  
Rancho Verde HS

### 2016

Saw action on special teams and along the offensive line ... Started in three games at guard (at TexasA&M, USC, at Cal).

### 2015

Saw action as a reserve along the offensive line and on special teams.

### 2014

Saw his first game action ... Appeared in several games late in the season as a blocking tight end.

### 2013

Did not see game action in his first season in the program.

### High School

Four-star recruit according to Scout.com and the nation's No. 156 recruit ... Four-star ranking by Rivals.com ... No. 31 recruit on the Scout.com West 150 list ... SuperPrep All-West Region selection and the No. 62-ranked recruit in the CA/NV/HI region ... Ranked as the nation's No. 11 offensive tackle according to Scout.com and No. 1 in the West

... ESPN.com's No. 86 recruit in the state of California and the nation's No. 63 offensive tackle ... PrepStar All-West Region selection and the No. 38-ranked offensive tackle in the nation ... Rated as the No. 70 overall prospect in California and the No. 23 offensive tackle in the nation by Rivals.com ... Team went 10-4 in his senior season ... First-team All-CIF Central Division ... Coached by Pete Duffy.

### Personal

Full Name: Poasi Fahina Moala ... Born in Moreno Valley, Calif. ... Parents: Etuate and Enisolo Moala ... Has a brother, Simote Eikimn'a, and two sisters, Silia and Ofa ... Lists his biggest thrill in sports to date as going to a CIF championship ... The NFL's Haloti Nagata is the athlete he admires ... Hobbies include playing the guitar, swimming and music ... Earned a spot on the UCLA Athletic Director's Honor Roll in Fall 2014 ... Political Science major.



## DEVON MODSTER

6-2 / 220 / Redshirt Freshman  
Quarterback  
Mission Viejo, Calif.  
Tesoro HS

### 2016

Did not see game action in his first year in the program ... Was elevated to the backup quarterback position after the injury to Josh Rosen in game six at Arizona State.

### High School

Listed by ESPN as four-star recruit and the No. 13 pocket passing quarterback in the nation ... No. 36 recruit in the state of California ... Scout.com four-star recruit, No. 43 on the California 100 list and the No. 21 quarterback in the nation ... Rivals.com four-star recruit, No. 180 in the nation, No. 38 in California, No. 7 dual-threat QB in the country ... Member of the Tacoma News Tribune Western 100 ... Cal-Hi Sports third-team All-State selection ... First-team OC Register All-County selection ... In his senior year, he averaged 305 passing yards per game and threw for 25 touchdowns with five interceptions ... As a junior, he completed 199 of 341 passes for 2,602 yards and 24 touchdowns with nine interceptions ... Rushed 133 times for 680 yards and 12 scores ... All-CIF Southern Section West Valley Division as a senior.

### Personal

Full Name: Devon L. Modster ... Born in North Torrance, Calif. ... Parents: Rudy and Tess Modster ... Has one brother, Sean ... His biggest thrill in sports to date has been playing in front of a huge crowd with his teammates in high school ... Lists the NFL's Cam Newton as the famous athlete he most admires ... Hobbies include tennis, hanging out with friends and playing video games ... Earned a spot on the UCLA Athletic Director's Honor Roll in Fall 2016 ... Plans to major in Sociology.



JJ  
**MOLSON**

6-0 / 210 / Sophomore  
Kicker  
Montreal, Quebec, Canada  
Selwyn House School

**2016**

Saw action as the kickoff man and place kicker in his first year in the program ... His 12 field goals and 1.0 per game mark ranked seventh in the Pac-12 ... Recorded 18 touchbacks on 58 kickoffs ... His 63 points scored rank fifth on the Bruin all-time true freshman list ... Enrolled in January of 2016 and took part in the spring football practices.

**High School**

Scout.com four-star recruit who is rated as the No. 3 kicker in the nation ... Listed as a three-star recruit by ESPN and the No. 6 kicker prospect in the nation ... Rivals.com three-star recruit ... PrepStar All-West selection ... Chosen for the U.S. Army All-American Bowl game ... Also played soccer, golf, basketball and tennis in school.

**Personal**

Full Name: John Frederick Molson ... Born in Montreal ... Parents: John and Miriam Molson ... Has an older sister, Katya ... His biggest thrill in sports to date has been becoming the second Canadian to be chosen for the U.S. Army All-America Bowl game ... Lists Tiger Woods as the athlete he most admires ... Hobbies include surfing, golf and tennis ... His Grandfather was once the owner of the Montreal Canadiens ... He is an eighth generation descendant of John Molson, the founder of North America's oldest Brewery in 1786 ... Interested in Business or Economics as a major ... Earned a spot on the Athletic Director's Honor Roll in Fall 2016, Winter 2017 and Spring 2017 ... Undeclared major.

**Career Highs**

Long FG: 49 yards vs. Oregon State, 2016  
Most FG Made in Game: 3 at ASU, 2016; at Texas A&M, 2016  
Most FG Attempts in Game: 4 at ASU, 2016; at Texas A&M, 2016  
Long: 49 vs. Oregon State, 2016

**Kicking Statistics**

Year	Fg-Fga	1-19	20-29	30-39	40-49	50+	Lg	XP	Pts
2016	12-20	1-1	5-6	4-6	2-7	0-0	49	27-27	63



MARCUS  
**MOORE**

6-2 / 265 / Redshirt Freshman  
Defensive Line  
Pasadena, Calif.  
Crespi HS

**2016**

Did not see game action in his first year in the program.

**High School**

Listed as a three-star recruit by ESPN and the No. 57 recruit in the state of California ... Scout.com three-star recruit, No. 66 on the California 100 list, No. 92 on the West 150 list and the No. 73 defensive end in the nation ... Rivals.com three-star recruit ... PrepStar All-West selection.

**Personal**

Full Name: Marcus Moore ... Born in Pasadena, Calif. ... Parent: Christina Moore ... Has two younger brothers, Marquis and Amari, and a younger sister, Mia ... Lists his biggest thrill in sports as working to be able to change his family's life ... Admires the NFL's Ray Lewis ... Hobbies include working out ... Earned a spot on the UCLA Athletic Director's Honor Roll in Fall 2016 ... Undeclared major.



CHIGOZIE  
**NNORUKA**

6-2 / 300 / Redshirt Sophomore  
Defensive Line  
Sacramento, Calif.  
Kennedy HS / American River College

**2016**

Did not see game action in his first year in the program.

**Junior College**

Credited with 35 tackles, three sacks and eight tackles for loss in 2015 while playing at American River College ... Named first-team All-Nor-Cal League selection.

**High School**

As a prep senior in 2014, he made 54 tackles, 10 sacks for John F. Kennedy HS in Sacramento.

**Personal**

Full Name: Chigozie (chee-Go-zay) Harold Nnoruka ... Born in Lagos, Nigeria ... Parents: Joseph and Catherine Nnoruka ... Has a brother, Tochukwu ... Lists the NFL's Von Miller and Aaron Donald, along with the NBA's LeBron James, as his favorite athletes ... His biggest thrill to date in sports was getting his first quarterback sack in high school ... Attended school in Nigeria from 2010-2013 ... Interested in becoming a pharmacist ... In his spare time, he enjoys playing video games and chilling ... Sociology major.



OSA  
**ODIGHIZUWA**

6-2 / 285 / Redshirt Freshman  
Defensive Line  
Portland, Ore.  
Douglas HS

**2016**

Did not see game action in his first year in the program.

**High School**

Listed as a three-star recruit by ESPN and the No. 3 prospect in the state of Oregon ... Scout.com three-star recruit, No. 73 on the West 150 list and the No. 38 defensive tackle in the nation ... Rivals.com three-star recruit, the No. 3 prospect in the state of Oregon and the No. 42 defensive tackle in the nation ... PrepStar All-West selection ... Brother of former Bruin defensive lineman Owa Odighizuwa, now in the NFL with the NY Giants ... Selected to play in the Semper Fidelis All-America Bowl game ... Two-time Defensive Player of the Year ... Three-time state wrestling champ ... Also lettered one season in track.

**Personal**

Full Name: Osawaru (Osa -- OH-suh) Odighizuwa ... Born in Dayton, Ohio ... Parent: Abieyuwa Odighizuwa ... Has three brothers - Owamagbe (played football at UCLA 2010-14), Ighodaro, and Ighogama (on wrestling team at Oregon State) ... Lists his biggest athletic thrill as playing in the Semper Fidelis All-America Bowl game ... Likes all sports and enjoys hanging out with his friends in his spare time ... Earned a spot on the UCLA Athletic Director's Honor Roll in Fall 2016.



**BOLU  
OLORUNFUNMI**

5-10 / 220 / Junior  
Running Back  
Clovis, Calif.  
Clovis North HS

**2016**

Saw action in 11 games with three starts (Cal, USC, Utah) ... Scored his first career touchdowns, with one each, vs. Oregon State, Utah, UNLV and at Texas A&M ... Ran 71 times for 280 yards ... Also caught eight passes for 36 yards ... Ran for a season-high 65 yards vs. Oregon State ... Had 51 yards on 11 carries vs. Stanford.

**2015**

Saw action in seven games ... Carried 35 times for 190 yards ... Had season-best of 66 yards on six carries at Stanford ... Carried nine times for 65 yards at UNLV ... Caught two passes for 30 yards on the year.

**High School**

Listed as a three-star recruit by Scout.com and the No. 3 running back in the west ... Three-star recruit by Rivals.com and the No. 60 recruit in California ... Three-star ESPN.com recruit ... PrepStar All-West region ... Second-team 2014 MaxPreps California Division I All-State team selection ... 2014 Fresno Bee All-Area team pick ... Two-time Fresno Bee Offensive Player of the Year ... MVP of the Northern California Rivals Camp ... Ran for 2,344 yards in 2013 ... Totaled 61 touchdowns and 5,321 rushing yards for his prep career ... Also ran track.

**Personal**

Full Name: Boluwatife Nickolas Olorunfunmi ... Born in Lagos, Nigeria ... Parents: Peter and Mercollina Olorunfunmi ... Has three younger brothers, Okiki, Flynn, and Odunuyo ... Relative Dolapo Songokoya attended UCLA ... Lists his biggest thrill in sports as his commitment to UCLA ... The NFL's Marshawn Lynch is his favorite athlete ... Hobbies include singing and producing music ... Member of the Athletic Director's Academic Honor Roll in Fall 2015 and Winter 2015 ... African American Studies major.

**Career Highs**

Rushing Attempts: 11 vs. Stanford, 2016  
Rushing Yards: 66 at Stanford, 2015  
Long Run: 37 at Stanford, 2015  
Rushing Tds: 1, last vs. Oregon State, 2016

**Rushing Stats**

Year	TCB	Yds	YL	Net	Avg	TD	Lg
2015	35	198	8	190	5.4	0	37
2016	71	290	10	280	3.9	4	32
<b>Totals</b>	<b>106</b>	<b>488</b>	<b>18</b>	<b>470</b>	<b>4.4</b>	<b>4</b>	<b>37</b>



**AUDIE  
OMOTOSHO**

6-2 / 200 / Redshirt Freshman  
Wide Receiver  
Plano, Texas  
Plano East HS

**2016**

Did not see game action in his first year in the program.

**High School**

Listed by ESPN as a four-star prospect and the No. 48 wide receiver in the nation ... No. 277 on the ESPN 300 list ... Scout.com four-star recruit and No. 55 wide receiver in the nation ... Rivals.com three-star recruit, the No. 97 wide receiver in the nation and the No. 91 prospect in the state of Texas ... Also was a member of the track team.

**Personal**

Full Name: Adewale Omotosho ... Born in Dallas, Texas ... Parents: Adewale and Mabel Omotosho ... Has two older brothers -- Jimmi and Josh along with an older sister, Lola ... Lists his biggest athletic thrill as advancing to the next level in his athletic career ... Hobbies include soccer ... Has a high interest in design ... Earned a spot on the UCLA Athletic Director's Honor Roll in Fall 2016, Winter 2017 and Spring 2017 ... Undeclared major.



**PACO  
PEREZ**

6-4 / 305 / Redshirt Freshman  
Offensive Line  
Baldwin Park, Calif.  
Baldwin Park HS

**2016**

Did not see game action in his first year in the program.

**High School**

Listed by ESPN as a three-star recruit, the No. 67 offensive tackle prospect in the nation and No. 86 recruit in the state of California ... Scout.com three-star prospect, No. 55 on the California 100 list, No. 76 on the West 150 list and the No. 53 offensive guard in the nation ... Cal-Hi Sports first-team Medium Schools All-State selection ... PrepStar All-West selection ... Started all 43 high school games ... Also lettered in track and field (shot and discus).

**Personal**

Full Name: Francisco Javier Perez ... Born in Pasadena, Calif. ... Parents: Francisco and Olga Perez ... Has an older brother, Mario, and a younger sister, Tiffany ... The NFL's Louis Vasquez is the famous athlete he most admires ... His biggest athletic thrill to date has been going through the recruiting process and being able to play at the next level ... Hobbies include hunting and playing paint ball ... Earned a spot on the UCLA Athletic Director's Honor Roll in Fall 2016 and Winter 2017 ... Undeclared major.



## ADARIUS PICKETT

5-11 / 200 / Redshirt Junior  
 Defensive Back  
 El Cerrito, Calif.  
 El Cerrito HS

### 2016

Saw action in all 12 games on special teams and in the secondary ... Made five starts (UNLV, BYU, Arizona, Colorado, WSU) ... Credited with multiple tackles in 11 games ... Registered a season-best nine tackles at Cal ... Had six stops at Colorado ... Made three interceptions on the year (at Arizona State, at BYU and at Texas A&M) ... Also returned eight punts (best of 3-each in games vs. Arizona and Arizona State, for 81 yards and a 10.1 yard average) ... Secondary ranked 22nd in the nation in passes intercepted (15) and seventh in team passing efficiency defense (105.85).

### 2015

Saw action in all 13 games on special teams and as a reserve in the secondary ... Credited with 24 tackles on the year ... Made his first career interception in the win against Virginia ... Had a season-high of six tackles against Washington State ... Credited with at least three tackles in five games.

### 2014

Did not see game action in his first season in the program ... Enrolled early at UCLA and participated in 2014 spring practice.

### High School

A four-star recruit according to Rivals.com and the No. 126 recruit in the nation ... Four-star recruit according to Scout.com, the nation's No. 143 prospect, the No. 16 prospect in the state of California and No. 27 recruit in the West ... Rivals' No. 8-rated cornerback in the nation and the No. 11 prospect in the state of California ... Scout's No. 15-rated cornerback nationally ... Listed as the nation's No. 184 recruit and a four-star athlete by ESPN.com ... PrepStar Top 150 Dream Team ... Named San Francisco Chronicle Metro Player of the Year ... Rushed for 1,800 yards and 31 touchdowns as a senior ... Credited with 70 tackles ... Made nine interceptions and returned three for touchdowns ... Named to MaxPreps All-Northern California team and the Nor Cal Athlete of the Year ... Contra Costa Times East Bay Player of the Year ... As a junior, he scored 10 touchdowns and made 65 tackles, one interception ... Recorded 85 tackles and three interceptions as a sophomore ... Also lettered in baseball ... Attended De La Salle HS in Concord, CA his freshman year.

### Personal

Full Name: Adarius Khyree Pickett ... Born in Berkeley, Calif. ... Parents: Antoine Pickett, Sr. and Angie Pickett ... Has one older brother, Antoine, Jr. ... Lists his biggest thrill in sports as leading his high school team to its first Section title ever by scoring four tds and rushing for 255 yards ... The NFL's Richard Sherman is the athlete he admires the most ... Hobbies include playing baseball and listening to music ... Dad was selected in the MLB player draft and played several seasons of minor league baseball ... Interested in a career in broadcasting ... Earned a spot on the UCLA Athletic Directors Honor Roll for Fall 2014, Fall 2016, Winter 2017 and Spring 2017 ... Political Science major.

### Career Highs

Tackles: 9 at Cal, 2016

Interceptions: 1, last at Arizona State, 2016

### Tackle Statistics

Year	TT	T-AT	Sacks	TFL	INT (TD)
2015	24	15-9	0.0-0	0.0-0	1
2016	42	35-7	0.0-0	1.0-3	3
<b>Totals</b>	<b>66</b>	<b>50-16</b>	<b>0.0-0</b>	<b>1.0-3</b>	<b>4</b>



## SCOTT QUESSENBERRY

6-3 / 315 / Redshirt Senior  
 Offensive Line  
 La Costa, Calif.  
 La Costa Canyon HS

### 2016

Starter at center in all 12 games ... Named to the first-team Pac-12 All-Conference squad as selected by the league coaches.

### 2015

Did not see game action.

### 2014

Starter in all 13 games, one at center, 12 at guard ... Honorable mention all-conference selection ... Opened at center in first game at Virginia, while Jake Brendel was out ... Moved to guard for balance of season ... Helped pave way for Pac-12's leading rusher, Paul Perkins, who produced the second-best rushing total in school history ... Named honorable mention Academic All-Conference.

### 2013

Saw his first action, in a start, at Oregon in game six of the season ... One of a school record three true freshmen to start along the offensive line against the Ducks ... Went on to start six games during the season at left guard ... Presented the Ed Kezirian "Coach K" Award for Athletic and Academic Balance at the team banquet.

### High School

Played three seasons of varsity football at La Costa Canyon HS ... A three-star recruit according to Scout.com and Rivals.com ... Selected to play in Under Armour All-American Game in Orlando ... Ranked as nation's No. 7 center, No. 2 in West region, according to Scout.com ... Rated as No. 5 center in nation and No. 45 prospect in California by Rivals.com ... No. 62 recruit on Scout.com West 150 ... Ranked as nation's No. 274 recruit and No. 3 center by ESPN.com ... Started all 33 high school games ... Also lettered in basketball and track and field ... Served as team captain for football and track ... Coached by Sean Sovacool.

### Personal

Full Name: Scott W. Quessenberry ... Born in Carlsbad, Calif. ... Parents: David and Maureen Quessenberry ... Has two older brothers, David (o-lineman at San Jose State, selected in the sixth round of the 2013 NFL Draft by the Houston Texans) and Paul (played defensive end at Naval Academy) ... Lists his biggest thrills in sports as blocking a punt in high school and scooping it up for a score ... Lists the NBA's LeBron James and NFL twins Mike and Maurkice Pouncey as the athletes he admires the most ... Hobbies include basketball and going to the beach ... Earned a spot on the UCLA Athletic Directors Honor Roll for Fall 2014, Winter 2017 and Spring 2017 ... Political Science major.



**KEYON  
RILEY**

6-0 / 195 / Redshirt Freshman  
Defensive Back  
Moreno Valley, Calif.  
Servite HS

**2016**

Did not see game action in his first year in the program.

**High School**

Listed by ESPN as a three-star recruit, the No. 55 safety in the nation and No. 72 prospect in the state of California ... Scout.com three-star recruit, No. 74 on the California 100 list, No. 103 on the West 150 list and the No. 63 safety in the nation ... Rivals.com three-star prospect ... PrepStar All-West selection ... Also lettered two seasons on the track team.

**Personal**

Full Name: Keyon Najee Riley ... Born in Whittier, Calif. ... Parents: Edward Riley and Kymberlee Willis ... Lists his biggest athletic thrill to date as signing his letter to attend UCLA ... Among the famous athletes he most admires are boxers Muhammad Ali and Floyd Mayweather ... Hobbies include running track ... Earned a spot on the UCLA Athletic Director's Honor Roll in Fall 2016 ... Undeclared major.



**AUSTIN  
ROBERTS**

6-2 / 230 / Redshirt Junior  
Tight End  
Hollywood, Fla.  
Carmel, Ind. HS

**2016**

Saw action in 11 games and made three starts at tight end (Texas A&M, UNLV, Stanford) ... Made 15 catches for 261 yards and a touchdown (vs. Utah) ... Had multiple catches in three games ... Recorded a season-best five catches at Texas A&M ... Grabbed three balls for 106 yards at Arizona State.

**2015**

Saw action in three games on special teams and as a reserve receiver ... Made one catch on the season for 19 yards at Oregon State.

**2014**

Did not see game action in his first season in the program.

**High School**

A four-star recruit according to Rivals.com and the No. 100 recruit in the nation ... Four-stars from Scout.com and the nation's No. 196 prospect ... Four-star athlete and ESPN.com's No. 177-rated recruit in the nation ... Rivals' No. 13 wide receiver nationally and the No. 2 prospect in the state of Indiana ... Scout's No. 36-rated wide receiver in the nation ... Had 50 receptions for 560 yards and five touchdowns as a senior ... Also returned seven kickoffs for 254 yards, including two for scores ... Selected to play in the U.S. Army All-American Bowl ... Caught 35 passes for 315 yards and four touchdowns as a junior ... Made 14 catches as sophomore for 280 yards and three scores ... Also returned one kickoff for a touchdown ... His school won the state championship during his freshman year ... Also ran track ... Won the 2014 state 100-meters race as a senior and finished 11th in the event as a junior.

**Personal**

Full Name: Austin Roberts ... Born in Plano, Texas ... Parents: Alfredo and Angel Roberts ... Has one brother, Avery and a sister, Alyssa ... Dad won two national titles while playing at the University of Miami and earned two Super Bowl rings with the Dallas Cowboys ... Dad has also served as a collegiate and NFL assistant coach, most recently as the running backs coach of the Los Angeles Chargers for 2017 ... Cousin Chris Conley played on the football team at Georgia ... Lists Bo Jackson as the athlete he most admires ... Hobbies include fishing, cooking and yoga ... Earned a spot on the UCLA Athletic Director's Honor Roll in Fall 2014 ... Political Science major.

**Career Highs**

Receptions: 5 at Texas A&M, 2016  
Receiving Yards: 106 at Arizona State, 2016  
TD Receptions: 1 vs. Utah, 2016  
Long: 49 at Arizona State, 2016

**Receiving Statistics**

Year	No	Yds	Avg.	TD	LG
2015	1	19	19.0	0	19
2016	15	261	17.4	1	49
<b>Totals</b>	<b>16</b>	<b>280</b>	<b>17.5</b>	<b>1</b>	<b>49</b>



# JOSH ROSEN

6-4 / 220 / Junior  
 Quarterback  
 Manhattan Beach, Calif.  
 St. John Bosco HS

## 2016

Starter in first six games of the season ... Injured in game six at Arizona State, where he threw for career-best 400 yards ... Missed the balance of the season ... Has risen to sixth on the all-time school lists for passing yardage (5,583), total offense (5,527) and completions (429) ... The 400 yards passing at ASU tied for the sixth-best total ever by a UCLA player ... It was 10th 300-yard passing game of his career, which is tied for second on all-time school list (one behind Cade McNown, 1995-98) ... Threw for 350 yards and three scores in win over Arizona ... Passed for 307 yards in win at BYU ... Named to Davey O'Brien, Walter Camp, Rotary Lombardi and Maxwell Award watch lists ... Honorable mention Pac-12 Conference Football All-Academic team selection.

## 2015

Starter in all 13 games ... Became first Bruin true freshman to start a season-opener at quarterback ... Set numerous school marks - most consecutive passing attempts without an interception (245); most passes attempted in a game (57 v. Wash. St.); most passing yards by a true freshman in a game (399 v. Cal); most passing yards in a season by a true freshman (3,668); most 300-yard passing games in a season (tied-6); most touchdown passes thrown by a true freshman (23); most touchdown passes thrown by a true freshman in a game (3-tied); longest pass play by a true freshman (70 yds); most completions in a game (34 v. Cal); most passing attempts in a season (487); most passing yards per game in a season by a true freshman (282.2) ... Threw for 300-yards in games v. Nebraska (319), Wash. St. (340), Oregon St. (333), Cal (399), Stanford (325) and Virginia (350) ... Had three scoring passes in games against Nebraska, Cal, Stanford and Virginia ... His 410 yards of total offense v. Washington State ranked No. 9 on all-time school list ... The Sporting News' Freshman of the Year ... USA Today 1st team Freshman All-America selection ... The Sporting News' 1st team Freshman All-America selection ... FWAA 1st team Freshman All-America selection ... Pac-12 Conference Offensive Freshman of the Year (coaches) ... Pac-12 Newcomer of the Year (AP) ... Honored in New York after being selected as one of five recipients of the 2015 NFF National HS Scholar-Athlete award ... Presented John Boncheff, Jr. Memorial Award for Rookie of the Year and the Captain Don Brown Memorial Award for Most Improved Player at the annual team banquet ... Enrolled in January of 2015 and participated in spring practice.

## High School

Listed No. 2 (five stars) on the Rivals.com Rivals 100 ... Listed No. 12 (five stars) on Scout.com Scout 300 ... Scout's No. 1-rated quarterback ... First-team USA Today All-America selection ... Listed as four-star recruit, No. 2 quarterback in nation and No. 50 recruit in nation by ESPN.com ... PrepStar Top 150 Dream Team and No. 1 recruit in nation ... Selected to play in Under Armour High School All-Star game ... 2014 MaxPreps California Division I All-State team ... L.A. Times All-Area Player of the Year ... Long Beach Press-Telegram Player of the Year ... Southern Section All-Pac 5 Division Offensive Player of the Year ... Completed 199 of 313 passes for 3,186 yards and 29 touchdowns in 2014 ... For his career, he completed 525 of 840 pass attempts (63%) for 8,473 yards and 90 touchdowns ... Led his 2013 high school team to MaxPreps National Championship, California State Championship, Pac-5 CIF Championship and Trinity League Championship ... Also lettered in tennis and helped team advance to CIF playoffs for first time in over 10 years ... Playing for the first time in four years, he advanced to the semifinals of league individual tennis tournament in 2014 ... St. John Bosco Scholar-Athlete.

## Personal

Full Name: Joshua Ballinger Lippincott Rosen ... Born in Torrance, Calif. ... Parents: Charles Rosen and Elizabeth Lippincott ... Parents were both national gold medal ice dancers and figure skaters ... Mom was an all-league lacrosse player at Princeton ... Has two sisters, Beatrice, who was an All-American tennis player and CoSIDA Academic All-District selection at Emory University, and Lydia, who plays club soccer ... Josh was a nationally-ranked tennis player through middle school ... Lists the NFL's Andrew Luck as the athlete he admires most ... Hobbies include playing the guitar, beach volleyball and DJ'ing ... Has volunteered for Habitat for Humanity ... Member of the Athletic Director's Academic Honor Roll in Fall 2015, Winter 2015, Fall 2016, Winter 2017 and Spring 2017 ... Economics major.

## Career Highs

Rushing Attempts: 8 at Texas A&M, 2016  
 Rushing Yards: 70 v. Wash. St., 2015  
 Rushing TDs: 1, v. Arizona, 2016; v. UNLV, 2016; v. Wash. St., 2015; at Arizona, 2015  
 Long Rush: 37 yards v. Wash. St., 2015  
 Pass Completions: 34 v. Cal, 2015  
 Passing Attempts: 57 v. Wash. St., 2015  
 Passing Yards: 400 at Arizona State, 2016  
 TD Passes: 3 v. Arizona, 2016, v. Nebraska, 2015; v. Cal, 2015; at Stanford, 2015, v. Virginia, 2015  
 Interceptions: 3 at Texas A&M, 2016 and v. BYU, 2015  
 Long Pass: 70 at Stanford, 2015

## Passing Statistics

Year	Att	Comp	Int	Yds	Td	Lg
2016	231	137	5	1,915	10	62
2015	487	292	11	3,668	23	70
<b>Totals</b>	<b>718</b>	<b>429</b>	<b>16</b>	<b>5,583</b>	<b>33</b>	<b>70</b>

## 2016 Game-By-Game Stats

Oppt.	Att	Comp	Int	Pct.	Yds	Td	Lg
@Texas A&M	46	26	3	.565	343	1	62
UNLV	38	23	0	.605	267	1	29
@BYU	40	26	1	.650	307	2	35
Stanford	27	18	0	.667	248	1	29
Arizona	37	20	0	.541	350	3	62
@Arizona State	43	24	1	.558	400	2	66
<i>(injured v. ASU and had shoulder surgery on Nov. 7)</i>							
<b>Totals</b>	<b>231</b>	<b>137</b>	<b>5</b>	<b>.593</b>	<b>1,915</b>	<b>10</b>	<b>66</b>

## 2015 Game-By-Game Stats

Oppt.	Att	Comp	Int	Pct.	Yds	Td	Lg
UVa	35	28	0	.800	350	3	41
@UNLV	42	22	1	.523	223	1	29
BYU	23	11	3	.478	106	1	19
@Arizona	28	19	0	.679	284	2	59
Arizona State	40	22	1	.555	280	2	50
@Stanford	42	22	2	.524	325	3	70
California	47	34	0	.723	399	3	33
Colorado	33	19	0	.576	262	1	51
@Oregon State	33	22	0	.667	333	2	63
Washington State	57	33	0	.578	340	0	45
@Utah	30	15	0	.500	220	1	37
@USC	37	19	2	.514	227	1	28
Nebraska	40	26	2	.650	319	3	60
<b>Totals</b>	<b>487</b>	<b>292</b>	<b>11</b>	<b>.600</b>	<b>3,668</b>	<b>23</b>	<b>70</b>

Note--Rosen became the first Bruin true freshman quarterback to start a season-opener for UCLA in the win over Virginia (dating back to when the 1972 freshman eligibility rule took effect).

## UCLA's Multiple 300-Yard Passing Game Leaders

Most 300-yd passing games in a season -- Josh Rosen 6 - 2015, Cade McNown 6 - 1998  
 Most Career 300-yd passing games -- Cade McNown 11 (1995-98), Josh Rosen 10 (2015-), Brett Hundley 10 (2012-14)

## UCLA Career Passing Yardage Leaders (1937-present)

	Year	Att	Comp	Yds	Pct	TD	
1.	Cade McNown	1995-98	1,250	694	10,708	.555	68
2.	Brett Hundley	2011-14	1,241	837	9,966	.675	75
3.	Drew Olson	2002-05	1,148	664	8,532	.578	67
4.	Cory Paus	1999-02	816	439	6,877	.538	42
5.	Tom Ramsey	1979-82	751	441	6,168	.587	50
6.	Josh Rosen	2015-16	718	429	5,583	.597	33

## UCLA Career Passing Completions Leaders (1937-present)

	Year	Att	Comp	Yds	Pct	TD	
1.	Brett Hundley	2011-14	1,241	837	9,966	.675	75
2.	Cade McNown	1995-98	1,250	694	10,708	.555	68
3.	Drew Olson	2002-05	1,148	664	8,532	.578	67
4.	Tom Ramsey	1979-82	751	441	6,168	.587	50
5.	Cory Paus	1999-02	816	439	6,877	.538	42
6.	Josh Rosen	2015-16	718	429	5,583	.597	33

## UCLA Career Touchdown Pass Leaders

Name	Year	Tds	
1.	Brett Hundley	2011-14	75
2.	Cade McNown	1995-98	68
3.	Drew Olson	2002-05	67
4.	Tom Ramsey	1979-82	50
5.	Cory Paus	1999-02	42
6.	Troy Aikman	1987-88	41
7.	Wayne Cook	1991-94	34
8t.	Josh Rosen	2015-16	33



**COLIN  
SAMUEL**

6-3 / 200 / Redshirt Sophomore  
Defensive Back  
Long Beach, Calif.  
Long Beach Poly HS

**2016**

Saw action on special teams and as a reserve in the Bruin secondary ... Credited with one tackle on the season.

**2015**

Did not see game action in his first season in the program ... Presented the Nick 'Pac' Pasquale Memorial Award for Outstanding Scout Team Player, Defense at the annual team banquet.

**High School**

Listed as four-star recruit by Rivals.com and No. 46 recruit in California ... Listed as a four-star recruit by Scout.com and the No. 9 cornerback prospect in the west ... ESPN.com three-star recruit, ranked No. 81 in California ... PrepStar All-West region ... Named to the 2014 California All-State Football Division I team ... Made 26 tackles, two for loss, eight passes defended and one interception as a senior.

**Personal**

Full name: Colin Kaeliel Samuel ... Born in Los Angeles ... Parents: Tracy Samuel and Caryn Brandon ... Has two older brothers, Merricks and Brandon ... The NFL's Joe Haden is the athlete he admires most ... Hobbies include working out, hanging out with friends and shopping ... Both grandparents, on his mother's side, attended UCLA ... Interested in business and economics ... Earned a spot on the UCLA Athletic Director's Honor Roll in Fall 2016 ... Political Science major.

**Career Highs**

Tackles: 1 at Cal, 2016  
Tackles for Loss: none  
Interceptions: none

**Tackle Statistics**

Year	TT	T-AT	Sacks	TFL	INT (TD)
2016	1	1-0	0.0-0	0.0-0	0



**GYO  
SHOJIMA**

6-1 / 290 / Redshirt Senior  
Offensive Line  
Redondo Beach, Calif.  
Nishi (Japan) HS/Santa Monica College

**2016**

Saw game action as a reserve center and on special teams.

**2015**

Worked on the scout team for the Bruins.

**Junior College**

Transferred to UCLA from Santa Monica College ... Was part of the 2013 and 2014 American Pacific Conference Championship teams ... Named team captain in 2014.

**High School**

Played one season at Nishi High School in Sugunami, Tokyo under coach Koichi Ozaki ... Was part of the 2012 Japanese IFAF U-19 World Championship Team ... Also attended Redondo Union High School where he played football.

**Personal**

Full Name: Tatsuki Shojima ... Born in Tokyo, Japan ... Parents: Tatsuhiro and Hiroko Shojima ... Has one brother named Tashiro and one sister named Fui ... Moved to the U.S. at age nine ... Lists biggest thrill as subduing a robber at a gas station ... Lists NFL center Alex Mack as the athlete he most admires ... Hobbies include watching movies, watching tv and working out at the gym ... Geography / Environmental Studies major ... Named to the Athletic Director's Academic Honor Roll in Fall 2016, Winter 2017 and Spring 2017.



**BRAD  
SOCHOWSKI**

5-10 / 190 / Redshirt Junior  
Wide Receiver  
San Marcos, Calif.  
Mission Hills HS

**2016**

Saw action in two games as a reserve receiver and caught one pass ... Made his first career reception on a third down play against UNLV for 13 yards.

**2015**

Worked as a reserve receiver and on the scout team.

**2014**

Did not see game action in his first season in the program.

**High School**

Played at Mission Hills HS from 2010-14 ... Earned three varsity letters for football ... Also lettered in basketball for two years and baseball for one year as an outfielder ... Named to the second-team All-County squad for football and first-team all-league ... Served as team captain of the football and basketball teams ... Presented the Best Hands Award voted on by the football coaches ... Named Scholar-Athlete of the Year ... Named a San Diego Union-Tribune Scholar-Athlete ... Team won three football league championships and the first CIF championship in school history ... Totaled 111 career catches for 1,458 yards and 16 touchdowns ... Set a school record with 65 catches in a season ... Had bests of 10 catches in a game, three touchdown catches in a game and a total of 205 receiving yards.

**Personal**

Full Name: Bradley Thomas Sochowski ... Born in Oceanside, Calif. ... Parents: Thomas Sochowski and Lynn Sochowski-Layman ... Has one older brother named Steven and one older sister named Brittney ... Lists biggest thrill as winning the first CIF Championship in his HS's history ... Lists the NBA's LeBron James as the athlete he most admires ... Hobbies include wake boarding and snowboarding ... Earned a spot on the Athletic Director's



## OCTAVIUS SPENCER

5-11 / 185 / Junior  
 Defensive Back  
 Pasadena, Calif.  
 Monrovia HS

### 2016

Saw action in 11 games on special teams and as a reserve in the Bruin secondary ... Credited with 11 tackles on the season and two pass defenses ... Registered a season-high three tackles in games at Texas A&M and at Washington State ... Secondary ranked 22nd in the nation in passes intercepted (15) and seventh in team passing efficiency defense (105.85).

### 2015

Saw action in 11 games on special teams and as a reserve in the secondary ... Made a season-high of three tackles against Virginia ... Made multiple tackles in four games during the season (Virginia, UNLV, Arizona State, Wash. State).

### High School

Listed as three-star recruit by Rivals.com and No. 84 recruit in California ... Listed as a three-star recruit and the No. 11 cornerback in the west ... ESPN.com three-star recruit and No. 59 in the state ... PrepStar All-West region ... As a senior, he made 31 catches for 692 yards and eight touchdowns ... Returned eight kickoffs for 395 yards and two scores ... Ran back four punts for touchdowns and returned 15 for 358 yards ... On defense, he was credited with 44 tackles, one tackle for loss and two interceptions ... All-CIF Central Division selection ... Also lettered in track and field in the sprint events and relay teams.

### Personal

Full Name: Octavius Rasaud Spencer ... Born in Pasadena, Calif. ... Parents: Michael Spencer and Latanya Dabney ... Has three younger sisters -- Tammy, Dymond, Storii and a younger brother, Isaiah ... Lists Deion Sanders as the athlete he most admires ... Hobbies include playing video games, exercising and socializing ... Earned a spot on the Athletic Director's Honor Roll in Winter 2015 ... Sociology major.

### Career Highs

Tackles: 3, last at Washington State, 2016

### Tackle Statistics

Year	TT	T-AT	Sacks	TFL	INT (TD)
2015	10	8-2	0.0-0	0.0-0	0
2016	11	5-6	0.0-0	0.0-0	0
<b>Totals</b>	<b>21</b>	<b>13-8</b>	<b>0.0-0</b>	<b>0.0-0</b>	<b>0</b>



## JALEN STARKS

6-0 / 250 / Sophomore  
 Running Back  
 Van Nuys, Calif.  
 Crespi HS

### 2016

Saw action in six games at the running back position ... Ran 26 times for 77 yards and a couple of touchdowns ... Scored both touchdowns on short runs vs. Oregon State ... Carried six times for 20 yards vs. USC.

### High School

Listed by ESPN as a three-star recruit and the No. 120 recruit in the state of California ... Scout.com three-star prospect, No. 72 on the California 100 list, No. 99 on the West 150 list and the No. 2 fullback in the nation ... Rivals.com three-star recruit, the No. 3 fullback in the nation and the No. 95 prospect in the state of California ... As a junior, he ran for 897 yards and 11 touchdowns.

### Personal

Full Name: Jalen Deshon Starks ... Born in Chicago, Ill. ... Parents: Tony Starks, Sr. and Brandy Nunce ... Has one brother, Tony, Jr. and a sister, Tonaiya ... Lists his biggest athletic thrill to date as playing the big game against Long Beach ... The NFL's Ray Lewis and Adrian Peterson are the famous athletes he most admires ... Hobbies include working out and playing basketball ... Undeclared major.

### Career Highs

Rushing Yards: 28 vs. UNLV, 2016  
 Rush Attempts: 10 vs. Oregon State, 2016  
 Rush TD: 2 vs. Oregon State, 2016  
 Long Rush: 10 vs. UNLV, 2016

### Rushing Statistics

Year	TCB	Yds	YL	Net	Avg	TD	Lg
2016	26	88	11	77	3.0	2	10





# NATE STARKS

5-11 / 212 / Senior  
Running Back  
Las Vegas, Nev.  
Cherry Creek (Colo.) HS

## 2016

Saw action in nine games, with four starts ... Second on the team in rushing with 281 yards ... Had double-digit carries in six games, with a best of 17 carries against Arizona (80 yds) ... Led the team with 73 rushing yards at Cal ... Also caught eight passes for 28 yards.

## 2015

Appeared in 11 games with one start (Nebraska) ... Third on the team with 320 rushing yards ... Also caught seven passes for 49 yards and a touchdown (Nebraska) ... Ran for a season-high 81 yards (7 carries) against BYU ... Scored touchdowns against BYU, Arizona, Colorado, Oregon State and Wash. State ... Rushed for 53 yards on six carries at USC ... Had 48 yards rushing at Oregon State ... Returned three kickoffs for a 18.7-yard average.

## 2014

Saw action in 12 games ... Ran for 139 yards on the season and two scores (at Arizona State, Oregon) ... Also caught seven passes for 53 yards ... Had five carries for a season-best 41 yards against Arizona ... Ran for 28 yards and a nine-yard touchdown vs. Oregon ... Ran four times for 18 yards vs. USC ... Had one kickoff return for seven yards.

## High School

Four-star recruit according to Rivals.com and the nation's No. 161 recruit ... Four-star recruit according to Scout.com, the nation's No. 190 prospect and No. 34 recruit in the West ... Rivals' No. 15-rated running back in the nation and the No. 3-rated recruit in the state of Colorado ... Scout's No. 19-rated running back nationally ... As a senior at Cherry Creek HS in Englewood, Colo., he had 53 rushing attempts for 458 yards and nine scores ... Selected to play in the U.S. Army All-American Bowl ... As a junior, he rushed 170 times for 1,821 yards and 27 touchdowns at Bishop Gorman High School in Las Vegas.

## Personal

Full name: Nathan Alan Starks ... Parents: Tyrone Starks and Korey Knotts ... Has one younger brother, Noah ... The NFL's Adrian Peterson and Marshawn Lynch are the athletes he admires most ... Hobbies include art, music and trying different types of foods ... Interested in a career in business or broadcasting ... History major.

## Career Highs

Rushing Yards: 81 vs. BYU, 2015  
Rush Attempts: 17 vs. Arizona, 2016  
Rush TD: 1, last vs. Arizona, 2016  
Long Rush: 31 vs. BYU, 2015  
Receptions: 3 at BYU, 2016  
Yards: 29 vs. Nebraska, 2015

## Rushing Statistics

Year	TCB	Yds	YL	Net	Avg	TD	Lg
2014	32	144	5	139	4.3	2	21
2015	50	334	14	320	6.4	5	31
2016	85	314	33	281	3.3	1	29
<b>Totals</b>	<b>167</b>	<b>792</b>	<b>52</b>	<b>740</b>	<b>4.4</b>	<b>8</b>	<b>31</b>

## Receiving Statistics

Year	TCB	Yds	Avg	TD	Lg
2014	7	53	7.6	0	25
2015	7	49	7.0	1	26
2016	8	28	3.5	0	15
<b>Totals</b>	<b>22</b>	<b>130</b>	<b>5.9</b>	<b>1</b>	<b>26</b>



# BRANDON STEPHENS

6-1 / 210 / Sophomore  
Running Back  
Plano, Texas  
Plano HS

## 2016

Saw action in seven games as a running back and on special teams ... Ran for a season-high 71 yards vs. UNLV ... Had two carries for 18 yards vs. Oregon State ... Also caught four passes on the season for 39 yards.

## High School

Listed by Scout.com as a four-star recruit and the No. 26 running back in the country ... Listed as a three-star prospect by ESPN, the No. 59 running back in the nation and No. 111 recruit in the state of Texas ... Rivals.com three-star recruit, No. 20 running back in the nation and the No. 83 prospect in the state ... As a senior, he rushed 222 times for 1,389 yards and 15 touchdowns ... Named All-State ... He recorded seven 100-yard games and three 200-yard rushing games ... Also caught 11 passes for 151 yards ... As a junior, he carried 196 times for 1,268 yards and 21 touchdowns ... Ran for 991 yards as a sophomore.

## Personal

Full Name: Timothy Brandon Stephens ... Born in Plano, Texas ... Parents: Tim and Charlotte Stephens ... Has one brother, Deshaun and one sister, Chelsea ... Lists his biggest athletic thrill to date as beating Plano West High in his sophomore season ... Likes to hang out with friends and play the saxophone in his spare time ... Enjoys cooking ... Relative Alexis Hornbuckle won the NCAA women's basketball title and WNBA title in the same year (2008 - with the University of Tennessee and the Detroit Shock) ... Undeclared major.

## Career Highs

Rushing Yards: 71 vs. UNLV, 2016  
Rush Attempts: 11 vs. UNLV, 2016  
Rush TD: none  
Long Rush: 22 vs. UNLV, 2016

## Rushing Statistics

Year	TCB	Yds	YL	Net	Avg	TD	Lg
2016	19	95	0	95	5.0	0	22



**ANDREW STRAUCH**

5-10 / 180 / Redshirt Sophomore  
 Kicker  
 Piedmont, Calif.  
 Piedmont HS

**2016**

Handled placekicking duties in games vs. UNLV, Washington State, Utah and Colorado ... Converted nine-for-nine extra point attempts and one of two field goal attempts on the season.

**2015**

Did not see game action in his first season in the program.

**High School**

Played at Piedmont High School, Calif., under Coach Scott Coats ... Was named All-League First-team in 2013-2014 ... 2014 Northern California Special Teams Player of the Week ... 2014 California State All-State nominee ... Team was 2014 NCS Semifinalist ... Also was a standout in soccer ... Named 2014 All-League 1st-team WAAC and a 2014 CIF NCS All Star Team selection.

**Personal**

Full Name: Andrew Joseph Strauch ... Born in San Francisco, Calif. ... Parents: Michael and Jane Strauch ... Has one sister named Caroline ... Lists Oakland Raiders great Ray Guy as the athlete he admires most ... Named to the Athletic Director's Honor Roll in Spring 2017 ... Political Science major.

**Career Highs**

Long FG: 39 yards vs. Utah, 2016  
 Most FG Made in Game: 1 vs. Utah, 2016  
 Most FG Attempts in Game: 1, last at Colorado, 2016  
 Long: 39 vs. Utah, 2016

**KICKING STATISTICS**

Year	Fg-Fga	1-19	20-29	30-39	40-49	50+	Lg	XP	Pts
2016	1-2	0-0	0-0	1-2	0-0	0-0	39	9-9	12



**BOSS TAGALOA**

6-2 / 310 / Sophomore  
 Defensive Line  
 Pittsburgh, Calif.  
 De La Salle HS

**2016**

Saw action in all 12 games as a reserve along the defensive line and on special teams ... Had a career-best five tackles at Cal ... Had multiple tackles in five games ... Had three stops each in games at Texas A&M and vs. UNLV.

**High School**

Listed by ESPN as four-star recruit, the No. 13 defensive tackle in the nation and No. 11 prospect in the state of California ... No. 95 on the ESPN 300 list ... Scout.com four-star recruit who is listed as No. 12 defensive tackle in the nation, No. 14 on the California 100 List and No. 15 on the West 150 ... Rivals.com four-star recruit, No. 144 in the nation, No. 36 in California and rated as the No. 15 defensive tackle in the country ... Cal-Hi Sports first-team All-State selection ... PrepStar Dream Team member and rated the No. 68 recruit in the nation ... Member of the Tacoma News Tribune Western 100 ... Played defensive end, defensive tackle and offensive tackle ... As a senior, he was credited with 65 tackles, including 8.0 sacks ... Named Nor Cal Defensive Player of the Year ... As a junior, he made 49 tackles and eight sacks ... First player in De La Salle history to play varsity football as a freshman.

**Personal**

Full Name: Boss Iupati Tagaloa ... Born in Daly City, Calif. ... Parents: Samatuafaiga and Corazon Tagaloa ... Has three younger brothers - Beaux, Brodie, Sam - and three younger sisters - Veronica, Corrinsea, Keely ... Relative Matt Toeaina played in the NFL from 2007-12 ... Lists his biggest thrill as winning the State Championship bowl game ... The NFL's Aaron Donald is the athlete he most admires ... Hobbies include playing musical instruments ... Has a career interest in becoming a sports announcer / analyst ... Undeclared major.

**Career Highs**

Tackles - 5 at Cal, 2016  
 Tackles for Loss - none  
 Int. - none

**Tackle Statistics**

Year	TT	T-AT	Sacks	TFL	INT (TD)
2016	19	8-11	0.0-0	0.0-0	0



**AINUU  
TAUU**

5-11 / 295 / Redshirt Junior  
Defensive Line  
Lompoc, Calif.  
Lompoc HS

**2016**

Saw action in 10 games at fullback, along the defensive line and on special teams ... Caught two passes for 16 yards.

**2015**

Saw action in eight games as a reserve along the defensive front and on special teams ... Credited with four tackles on the season ... Had one stop each against UNLV, Arizona, Colorado, USC.

**2014**

Did not see game action in his first season in the program.

**High School**

A four-star recruit according to Rivals.com and the No. 247 recruit in the nation ... Four-stars according to Scout.com, the nation's No. 115 recruit, No. 12 prospect in the state of California and No. 22 recruit in the West ... Rivals' No. 18-rated defensive tackle in the nation and the No. 29 prospect in the state of California ... Scout's No. 9-rated defensive tackle nationally ... Four-star prospect and No. 210 on ESPN.com's national recruiting list ... PrepStar Top 150 Dream Team ... CalHiSports.com first-team All-State Medium Schools ... Selected to play in the U.S. Army All-American Bowl ... L.A. Times All-Southland ... Los Padres League MVP ... Made 36 tackles, caused two fumbles and had seven sacks as a senior ... Second-team Medium Schools MaxPreps All-America.

**Personal**

Full Name: Ainnu (EYE-nuh-oo) Masaioa Tauu (Tuh-OW-uh) ... Father: Tauu Tauu ... Mother: Tui Tauu ... Has three brothers - Vai, Ekepati, Toa and two sisters - Lagi, Tasi ... Brother, Vai, who played football at Nevada, was on the roster of the Buffalo Bills and Seattle Seahawks ... Hobbies include fishing and camping ... Has never had a haircut ... Earned a spot on the Athletic Directors Honor Roll in Fall 2014 ... Sociology major.

**Career Highs**

Tackles: 1, last at USC, 2015

**Tackle Statistics**

Year	TT	T-AT	Sacks	TFL	INT (TD)
2015	4	2-2	0.0-0	0.0-0	0
2016	0	0-0	0.0-0	0.0-0	0
<b>Totals</b>	<b>4</b>	<b>2-2</b>	<b>0.0-0</b>	<b>0.0-0</b>	<b>0</b>



**NICK  
TERRY**

6-3 / 295 / Redshirt Senior  
Defensive Line  
Elk Grove, Calif.  
Pleasant Grove HS/American River College

**2016**

Saw game action as a reserve along the defensive line during his first season in the program ... Credited with a season-best of two stops vs. Arizona ... Enrolled at UCLA in time to participate in 2016 spring practice.

**Junior College**

Rivals.com three-star junior college recruit ... The No. 45 junior college prospect in the country on the post-season Rivals 100 list ... No. 38 on the ESPN JUCO 50 list ... Named to the first-team All-America Community College football squad ... All-State first-team Region I All-California selection ... 2015 first-team All-Nor Cal League selection.

**High School**

Attended Pleasant Grove High School ... PrepStar All-West selection ... Listed as a three-star recruit in the 2013 class ... Attended Boise State in 2013 and 2014 before transferring to American River College ... As a high school senior, he registered 55 tackles and was named first-team All-Delta River League ... As a junior, he totaled 77 tackles and also earned first-team all-league honors ... His sophomore season, he recorded 72 tackles, helping to lead team to the CIF Sac-Joaquin Section Championship.

**Personal**

Full Name: Nicolas Alexander Terry ... Born in Santa Rosa, Calif. ... Parents: Leonard and Elena Terry ... Has a younger brother, Leo ... Lists his biggest athletic thrill to date as being named a JUCO All-America ... The NFL's Ndamukong Suh is his favorite athlete ... Hobbies include working out ... Sociology major.

**Career Highs**

Tackles: 2 vs. Arizona, 2016

Tackles for Loss: none

**Tackle Statistics**

Year	TT	T-AT	Sacks	TFL	INT (TD)
2016	3	3-0	0.0-0	0.0-0	0



**LENI  
TOAILOA**

6-1 / 230 / Redshirt Freshman  
Linebacker  
Rialto, Calif.  
Carter HS

**2016**

Did not see game action in his first year in the program ... Enrolled in January of 2016 and participated in spring football practices.

**High School**

Listed as a three-star recruit by ESPN ... Three-star recruit according to Scout.com and the No. 13 safety in the West ... Rivals.com three-star recruit ... PrepStar All-West selection ... Second-team San Bernardino Sun All-Area team selection ... As a senior, he made 45 tackles, 7.0 tackles for loss ... Also had 16 receptions for 191 yards on offense.

**Personal**

Full Name: Leni Fala Toailoa ... Born in Rialto, Calif. ... Parents: Sam Toailoa and Rachel Tropez ... Has three brothers - Lokeni (also on UCLA football team), Lemusu and Sese and four sisters - Leah, Breanna, Leilani and Kiana ... Lists his biggest athletic thrill as receiving his scholarship offer to UCLA ... Undeclared major.



**LOKENI  
TOAILOA**

6-2 / 255 / Sophomore  
Linebacker  
Rialto, Calif.  
Carter HS

**2016**

Saw action in 10 games, primarily on special teams ... Credited with five tackles on the season ... Had two tackles vs. UNLV ... Made one stop in games vs. Stanford, Arizona State and Washington State ... Enrolled at UCLA in January of 2016 and participated in spring football practices.

**High School**

Listed as a four-star recruit by ESPN ... Rated the No. 4 inside linebacker in the nation and the No. 14 overall recruit in California ... No. 112 on the ESPN 300 list ... Scout.com four-star recruit, No. 17 on the California 100 list, No. 21 on the West 150 list and the No. 5 inside linebacker in the nation ... Rivals.com four-star recruit, the No. 16 inside linebacker in the nation and the No. 39 recruit in the state of California ... PrepStar Dream Team member and the No. 48 rated recruit in the nation ... Member of the Tacoma News Tribune Western 100 ... As a senior, he was credited with 71 tackles, 10.0 tackles for loss and 6.0 sacks ... Made 248 career tackles ... Selected to play in the Under Armour All-America game.

**Personal**

Full Name: Lokeni Samuelu Toailoa ... Born in Rialto, Calif. ... Parents: Sam Toailoa and Rachel Tropez ... Has three brothers - Leni (also on UCLA football team), Lemusu and Sese and four sisters - Leah, Breanna, Leilani and Kiana ... Lists his biggest athletic thrill as winning the city championship ... The NFL's Ray Lewis is his favorite athlete ... Undeclared major.

**Career Highs**

Tackles: 2 vs. UNLV, 2016  
Tackles for Loss: 0.5 vs. UNLV, 2016

**Tackle Statistics**

Year	TT	T-AT	Sacks	TFL	INT (TD)
2016	5	3-2	0.0-0	0.5-1	0



**NAJEE  
TORAN**

6-2 / 305 / Senior  
Offensive Line  
Houston, Texas  
North Shore HS

**2016**

Saw action in 11 games, 10 as a starter at a guard position along the offensive line.

**2015**

Saw action as a reserve along on the defensive line, offensive line and on special teams.

**2014**

Started at guard in the season-opener at Virginia ... It marked the third straight season (Simon Goines in 2012, Alex Redmond in 2013) in which a true freshman had started along the offensive line in the first game of the season ... Saw action in one game.

**High School**

Three-star recruit according to Rivals.com and the nation's No. 29 offensive guard prospect ... Rivals' No. 64-rated recruit in the state of Texas ... Three-star athlete according to Scout.com ... Scout's No. 18-ranked center in the nation ... PrepStar All-Midlands Region ... Helped lead team to a 12-1 record as a senior.

**Personal**

Full Name: Najee Toran ... Parents: Tommie and Schelitia ... Has a brother, Christian and two sisters, Ciera and Tommia ... Member of the Athletic Director's Academic Honor Roll in Fall 2015 and Spring 2017 ... Sociology major.



# JACOB TUIOTI-MARINER

6-2 / 285 / Senior  
Defensive Line  
Corona, Calif.  
St. John Bosco HS

91

### 2016

Saw action in all 12 games, nine as a starter along the defensive line ... Ranked sixth on the team with 46 tackles ... Was fourth on the squad with 5.0 tackles for loss and third with 3.0 sacks ... Made multiple tackles in 11 games ... Had at least four stops in six games ... Had season-best of 7 tackles vs. USC ... Recorded 2.0 tackles for loss at Colorado.

### 2015

Appeared in all 13 games and made one start (at Arizona) along the defensive line ... Credited with 34 tackles (3.5 for loss and 2.0 sacks, which tied for fifth on the team) ... Made at least three stops in seven contests ... Totaled a season-best five tackles in his start at Arizona ... Had four tackles each in games against UNLV, Stanford and USC.

### 2014

Saw action in 10 games as a reserve along the defensive front ... Credited with five tackles on the season and one quarterback hit ... Made a best of two tackles in the Memphis game ... Also made stops at Arizona State, at Washington and vs. USC.

### High School

Four-star recruit according to Scout.com, the nation's No. 110 prospect, the No. 11-ranked prospect in the state of California and No. 20 recruit in the West ... Scout's No. 14 defensive end prospect nationally ... First-team All-CIF Pac-5 Division ... Four stars according to Rivals.com ... Rivals' No. 15 weak side defensive end in the nation and the No. 32 prospect in the state of California ... PrepStar All-West Region ... Credited with 108 tackles, 12 sacks, two forced fumbles and three fumble recoveries as a senior ... Named to Long Beach Press-Telegram Dream Team first-team defense ... Led team to undefeated season and the Open Division Bowl Game title ... Had 38 tackles and 4.5 sacks as a junior ... Earned four letters in volleyball and won two league titles.

### Personal

Full Name: Jacob Siaoiselaginato Tuioti-Mariner (two-ee-OH-tee) ... Born in Corona, Calif. ... Parents: Max and Josie Tuioti-Mariner ... Has two older brothers, Clarence (played football at Hawai'i) and Max (played football at Colorado), and four sisters, Christie, Celeste, Nora (volleyball team at Arizona State) and Sarah ... Lists his biggest thrill in sports as winning the CIF and State championship in his senior season ... Admires the NBA's Jabari Parker ... His uncle, Epenesa Epenesa, played football at Iowa ... His cousin, Pisa Tinoisamaoa, has played in the NFL ... Hobbies include swimming, singing, volleyball and family gatherings ... Earned a spot on the UCLA Athletic Directors Honor Roll in Fall 2014 ... Political Science major.

### Career Highs

Tackles: 7 vs. USC, 2016  
Tackles for Loss: 2.0 at Colorado, 2016  
Sacks: 1, last at Colorado, 2016

### Tackle Statistics

Year	TT	T-AT	Sacks	TFL	INT (TD)
2014	5	4-1	0.0-0	0.0-0	0
2015	34	18-16	2.0-16	3.5-19	0
2016	46	29-17	3.0-11	5.0-17	0
<b>Totals</b>	<b>85</b>	<b>51-34</b>	<b>5.0-27</b>	<b>8.5-36</b>	<b>0</b>



# ALEX VAN DYKE

6-4 / 225 / Senior  
Wide Receiver  
Elk Grove, Calif.  
Cosumnes Oaks HS

83

### 2016

Saw action in all games on special teams and as a reserve at wide receiver ... Made three catches on the season for 19 yards ... Had one catch each against UNLV, BYU and Utah.

### 2015

Appeared in 12 games as a reserve receiver and on special teams ... Made two catches on the season for 14 yards ... Made one catch at UNLV (7) and one at Oregon State (7).

### 2014

Saw action in several games as a reserve receiver ... Made his first game appearance at Arizona State ... Did not make a catch.

### High School

Four-star recruit according to Rivals.com ... A four-star recruit according to Scout.com, the nation's No. 203-rated recruit, No. 24 prospect in the state of California, No. 36 recruit in the West and No. 39-rated wide receiver nationally ... Rivals' No. 37-rated wide receiver in the nation and the No. 31 prospect in the state of California ... PrepStar All-West Region ... Named Sierra Valley Conference MVP as a senior ... Caught 54 passes for 1,042 yards and 15 touchdowns as a senior and was named first-team All-Northern California by MaxPreps.

### Personal

Full Name: Alex Van Dyke ... Parents: Alex and Renee Van Dyke ... Has three sisters -- Xela, Alexis, Alexandria ... The NFL's Brandin Cooks is the athlete he admires the most ... Hobbies include playing games ... Earned a spot on the Athletic Directors Honor Roll in Winter 2017 and Spring 2017 ... African American Studies major.

### Career Highs

Receptions: 1, last vs. Utah, 2016  
Receiving Yards: 7, last vs. Utah, 2016  
TD Receptions: none  
Long: 7, vs. Utah, 2016; at Oregon State, 2015; at UNLV, 2015

### Receiving Statistics

Year	No	Yds	Avg.	TD	LG
2014	0	0	0.0	0	0
2015	2	14	7.0	0	7
2016	3	19	6.3	0	7
<b>Totals</b>	<b>5</b>	<b>33</b>	<b>6.6</b>	<b>0</b>	<b>7</b>



# RICK WADE

6-6 / 280 / Redshirt Sophomore  
 Defensive Line  
 Santa Margarita, Calif.  
 Santa Margarita Catholic HS

**2016**

Saw action in all 12 games on special teams and as a reserve along the defensive line ... Credited with 21 tackles, 3.0 tackles for loss ... Had multiple tackles in six games, with a season-high of six tackles at Cal ... Totaled five tackles vs. Utah ... Made 2.0 tackles for loss in win at BYU, including his first career sack.

**2015**

Did not see game action in his first season in the program ... Presented the Nick 'Pac' Pasquale Memorial Award for Outstanding Scout Team Player, Offense at the annual team banquet.

**High School**

Listed as a four-star recruit and the No. 6 defensive end in the west by Scout.com ... Listed as four-star recruit by Rivals.com and the No. 49 recruit in the state of California ... ESPN.com three-star recruit ... PrepStar All-West region ... As a senior, he was credited with 97 tackles, three sacks, five passes defended and an interception return for a touchdown ... Co-Lineman of the Year in the Trinity League ... Named to L.A. Times All-Star football team ... Also lettered in basketball and in track (shot put).

**Personal**

Full Name: Rick Joseph Wade ... Born: in Dove Canyon, Calif. ... Parent: Sheri Wade ... Has a younger brother, Kyle and an older sister, Lauren ... Lists his biggest thrill in sports as recording a tackle for loss ... Admires the NBA's Dwayne Wade ... A lot of his spare time is spent at the beach ... Earned a spot on the Athletic Director's Honor Roll in Winter 2015 ... Sociology major.

**Career Highs**

Tackles: 6 at Cal, 2016  
 Tackles for Loss: 2.0 at BYU, 2016  
 Sacks: 1.0 at BYU, 2016

**Tackle Statistics**

Year	TT	T-AT	Sacks	TFL	INT (TD)
2016	21	12-9	1.0-13	3.0-17	0



# JALEEL WADOOD

5-9 / 185 / Senior  
 Defensive Back  
 Los Angeles, Calif.  
 St. John Bosco HS

**2016**

Named to the watch list for the Thorpe Award ... Honorable mention All-Pac-12 selection by the coaches ... Starter in all 11 games he played in ... Ranked third on the team with 76 tackles and his per game average of 7.0 tackles ranked tied for ninth-best in the conference ... Had four pass defenses ... Had five-plus tackles in eight games ... Recorded a season-best 15 tackles vs. Utah ... Also had double-digit tackles vs. Stanford and at Cal ... Part of a Bruin secondary which gave up a Pac-12-low 12 scoring passes during the season ... Secondary ranked 22nd in the nation in passes intercepted (15) and seventh in team passing efficiency defense (105.85).

**2015**

Appeared in all 13 games and made 12 starts in the secondary ... Second-team All-Pac-12 Conference selection ... Third on the team with 72 tackles ... Tied for the team lead with two interceptions ... Had four pass breakups and four tackles for loss ... Named Defensive MVP of the Foster Farms Bowl after amassing 10 tackles, a fumble recovery

and a tackle for loss against Nebraska ... Registered 11 tackles at USC ... Had at least five tackles in seven contests.

**2014**

Appeared in all 13 games in the secondary and on special teams ... Honorable mention all-conference selection ... Made eight starts ... Finished fifth on the team in tackles with a total of 59 ... The 59 tackles ranked as tied for the fourth-most ever by a Bruin true freshman player ... Had a best of 10 tackles, tied for team-high honors, at Arizona State ... Had at least five tackles in five games ... Recorded nine tackles vs. Texas ... Had eight tackles each in contest vs. Oregon and in the bowl win over K-State.

**High School**

A four-star recruit according to Rivals.com and the No. 80 recruit in the nation ... Four-star recruit according to Scout.com, the nation's No. 97 recruit, the No. 10-rated prospect in the state of California and No. 19 prospect in the West ... Scout's No. 8-rated safety prospect nationally ... Rivals' No. 7-ranked cornerback prospect in the nation and the No. 8-rated recruit in the state of California ... Four-star athlete and ESPN.com's No. 288-rated recruit in the nation ... First-team All-CIF Pac-5 Division and Defensive Player of the Year ... Second-team MaxPreps All-America selection ... PrepStar All-West Region ... L.A. Times Player of the Year ... Long Beach Press-Telegram Dream Team Player of the Year ... Caught 78 passes for 1,293 yards and 21 touchdowns as a senior ... On defense, he recorded 115 tackles and picked off four passes ... Broke the school record for most receiving touchdowns in a season ... Served as team captain ... Trinity League MVP ... CIF Defensive Player of the Year ... Helped team win the CIF-SS Pac-5 championship and the 2013 State Open Division title ... Selected to play in the U.S. Army All-American Bowl ... Recorded 68 tackles and one interception as a junior ... Had 105 tackles and five interceptions as a sophomore.

**Personal**

Full Name: Jaleel Malik Wadood ... Born in Compton, Calif. ... Parent: Haamid Wadood ... Lists his biggest athletic thrill as defeating De La Salle HS in the state championship game ... The NFL's Earl Thomas is the athlete he most admires ... His brother, Rashad Wadood, played football at Arizona State and Eastern Washington ... Likes to hang with friends and make people laugh ... African American Studies major.

**Career Highs**

Tackles: 15 vs. Utah, 2016  
 Tackles for Loss: 1.0, last vs. Utah, 2016  
 Sack: 1.0 vs. Utah, 2014  
 Interceptions: 1 vs. WSU, 2015; at Oregon State, 2015

**Tackle Statistics**

Year	TT	T-AT	Sacks	TFL	INT (TD)
2014	59	44-15	1.0-7	1.0-7	0
2015	72	49-23	0.0-0	4.0-9	2
2016	76	51-25	0.0-0	2.0-7	0
Totals	207	144-63	1.0-7	7.0-23	2

**Kickoff Return Statistics**

Year	TCB	Yds	Avg	TD	Lg
2014	2	35	17.5	0	21



**JOSH  
WARIBOKO-ALALI**

6-2 / 295 / Redshirt Sophomore  
Offensive Line  
Edmond, Okla.  
Casady HS

**2016**

Saw action on special teams and along the offensive line, making a couple of starts at guard in the games at Washington State and at Cal.

**2015**

Did not see game action in his first season in the program.

**High School**

ESPN.com four-star athlete and the No. 105 recruit in the nation ... Listed No. 163 (four stars) on the Scout.com Scout 300 ... Listed as four-star recruit by Rivals.com, No. 1 recruit in Oklahoma and No. 104 in the nation ... Named to 2014 MaxPreps Small Schools All-America team ... The top player listed on The Oklahoman's Super 30 list ... Named to the All-State team by The Tulsa World ... Invited to the Under Armour All-America game.

**Personal**

Full Name: Josh Wariboko-Alali ... Born in Oklahoma City, Okla. ... Parents: Benson and Lisa Wariboko-Alali ... Has two brothers ... Named to the Athletic Director's Honor Roll in Winter 2015 and Winter 2017 ... Geography / Environmental Studies major.



**CALEB  
WILSON**

6-4 / 235 / Redshirt Sophomore  
Tight End  
Dallas, Texas  
Serra HS / USC

**2016**

Saw action in all 12 games at tight end and on special teams in his first season in the Bruin program ... Had 16 catches on the season ... Finished the year strong with 10 catches for 146 yards in the last three games ... Had a season-best four catches vs. USC ... Made catches in eight games and totaled multiple catches in four contests.

**2015 (USC)**

Redshirted as a reserve tight end as a first-year freshman walk-on at USC in 2015, where his father was a member of the coaching staff.

**High School**

Played quarterback and tight end as a 2014 senior at Serra High in Gardena (Calif.) ... Completed 47-of-82 passes for 610 yards (57.3%) for 610 yards with 1 TD and 4 interceptions in 2014 ... Ran for 96 yards on 15 carries (6.4 avg) with 1 TD ... Caught 18 passes for 310 yards (17.2 avg) with seven TDs and averaged 36.5 yards on 32 punts ... Also played basketball at Serra ... Previously played quarterback at North Oconee High in Bogart (Ga.) as a 2013 junior, but missed that season with an injury (he did play basketball there) ... At Starkville (Miss.) High as a 2012 sophomore, earned all-state second team honors, throwing for 1,200 yards and 12 TDs in five games.

**Personal**

Full Name: Caleb Brandon Wilson ... Born in Dallas, Texas ... Parents: Chris and Tina Wilson ... Has one sister named Colby ... His father, Chris, was a two-time All-American at Oklahoma and a NFL Draft pick in 1992 of the Chicago Bears and is currently the defensive line coach with the Philadelphia Eagles ... Earned a spot on the Athletic Director's Honor Roll in Fall 2016, Winter 2017 and Spring 2017 ... Sociology major.

**Career Highs**

Receptions: 4 vs. USC, 2016  
Receiving Yards: 83 at Cal, 2016  
TD: none  
Long: 35 at Cal, 2016

**Receiving Statistics**

Year	No	Yds	Avg.	TD	LG
2016	16	220	13.8	0	35



**JORDAN  
WILSON**

6-4 / 245 / Redshirt Freshman  
Tight End  
Nashville, Tenn.  
Montgomery Bell Academy

**2016**

Did not see game action in his first year in the program.

**High School**

Listed as a three-star recruit by Scout.com and rated as the No. 38 tight end prospect in the nation ... Rivals.com three-star recruit, No. 12 recruit in the state of Tennessee and rated as the No. 18 tight end in the country ... PrepStar All-Southeast Region selection ... As a junior, he caught 21 passes for 317 yards and a touchdown ... His team won the TSSAA State football championship in 2014 ... Also lettered in basketball and averaged 15 ppg as a junior.

**Personal**

Full Name: Jordan Shamar Wilson ... Born in Nashville, Tenn. ... Parents: Patrick Wilson and Tara Holt ... Has three younger sisters - Kyla, Morgan and Katelyn ... Lists his biggest athletic thrill as beating his rival high school to win the state championship ... The NFL's Calvin Johnson is his favorite player ... Likes to play video games and basketball in his spare time ... Earned a spot on the Athletic Director's Honor Roll in Fall 2016 ... Undeclared major.



## JOSH WOODS

6-2 / 240 / Junior  
Linebacker  
Upland, Calif.  
Upland HS

### UCLA

Enrolled in April 2015 and participated in spring practice.

### 2016

Saw action in 11 games on special teams and at linebacker ... Made six starts at linebacker ... Named honorable mention Pac-12 Conference Football All-Academic team ... Credited with 26 tackles on the season ... Had multiple tackles in seven games with a season-best of four stops against UNLV, Colorado, Oregon State, and USC ... Credited with 1.0 tackles for loss vs. Oregon State.

### 2015

Saw action in one game (game No. 8 vs. Colorado) ... Credited with four tackles ... Suffered an injury which sidelined him for the balance of the season.

### High School

Listed No. 162 (four stars) on the Scout.com Scout 300 ... Listed as three-star recruit by Rivals.com and the No. 55 recruit in the state of California ... ESPN.com three-star recruit and No. 76 in California ... PrepStar All-West region ... 2014 Inland Daily Bulletin All-Area Player of the Year ... San Bernardino Sun All-Area Defensive Player of the Year ... L.A. Times All-Area team ... Southern Section All-West Valley Division team ... As a senior, he recorded 92 tackles, 11 sacks, two interceptions and two fumbles caused.

### Personal

Full Name: Josh Woods ... Parents: Dominic, Sr. and Jennifer Woods ... Lists his biggest athletic thrill as being named the Player of the Year by the Daily Bulletin and the Sun newspapers ... Likes to play video games in his spare time ... Member of the Athletic Director's Academic Honor Roll in Fall 2015, Winter 2015, Winter 2017 and Spring 2017 ... Sociology major.

### Career Highs

Tackles: 4, last at Cal, 2016

Tackles for Loss: 1.0 vs. Oregon State, 2016

Interceptions: none

### Tackle Statistics

Year	TT	T-AT	Sacks	TFL	INT (TD)
2015	4	1-3	0.0-0	0.0-0	0
2016	26	17-9	0.0-0	1.5-3	0
<b>Totals</b>	<b>30</b>	<b>18-12</b>	<b>0.0-0</b>	<b>1.5-3</b>	<b>0</b>



## KENNY YOUNG

6-1 / 240 / Senior  
Linebacker  
Boutte, La.  
John Curtis HS

### 2016

Named second-team All-Pac-12 Conference as selected by the coaches ... Starter in all 12 games and finished second on the team with 90 tackles ... Ranked fifth in the Pac-12 in total tackles per game (7.5) Second on the squad with 8.5 tackles for loss ... Ranked tied for 11th in the Pac-12 in sacks per game (0.42) ... 8th in the country with his three fumble recoveries ... Credited with at least six stops in all 12 games ... Recorded a season-best 12 tackles vs. Arizona ... Had nine stops in games vs. USC and Cal ... Had an interception vs. Stanford.

### 2015

Appeared in 13 games with 12 starts at linebacker ... Ranked fifth on the team with 69 tackles ... His 5.0 tackles for loss tied for fourth-best total on the team ... Returned his first career interception for a touchdown (23 yards) at UNLV ... Tied for the team lead with two forced fumbles ... Had at least five tackles in nine games ... Totaled a season-high 13 tackles at Stanford ... Had seven stops against Arizona State, Cal and Washington State.

### 2014

Saw action in all 13 games, with six starts at linebacker ... Registered 35 tackles on the season ... Had six games with at least four tackles ... Made a best of five tackles vs. Memphis ... Earned starting assignments against Memphis, Texas and Arizona State, USC, Stanford, K-State ... Credited with four tackles each in games at Virginia, Oregon, at Cal, USC and Stanford.

### High School

Four-star recruit according to Scout.com and the nation's No. 150-rated prospect ... Four stars from Rivals.com ... Rivals' No. 95 overall prospect, the No. 5-ranked outside linebacker prospect in the nation and the No. 8-ranked recruit in the state of Louisiana ... Scout's No. 7-rated middle linebacker prospect nationally ... 2013 MaxPreps first-team Medium Schools All-America ... 2013 American Family Insurance/USA Today All-USA second-team ... Selected to play in the U.S. Army All-America Bowl and led the West team with six tackles ... Made 122 tackles, nine for loss, as a senior ... Named Times Picayune/NOLA.com All-Metro Small Schools Defensive Player of the Year ... All-District 11-Class 3A Player of the Year ... Team captured state championships in 2011-12-13 ... Team named consensus No. 1 squad in the nation in 2012.

### Personal

Full Name: Kenneth Kim Young ... Born in Houma, La. ... Parents: Dominic and Triche Brown ... Has three brothers and three sisters ... Lists his biggest thrill in sports as being how much he has developed over the years ... Lists the NFL's Ray Lewis as the athlete he admires the most ... Hobbies include playing video games and working out ... Recipient of the 2017 UCLA Academic and Student Services Success Award ... Member of the Athletic Director's Academic Honor Roll in Fall 2015, Fall 2016, Winter 2017 and Spring 2017 ... Sociology major.

### Career Highs

Tackles: 13 at Stanford, 2015

Tackles for Loss: 2.0 vs. Washington State, 2015

Sacks: 1.0, last vs. USC, 2016

Interceptions: 1, last vs. Stanford, 2016

### Tackle Statistics

Year	TT	T-AT	Sacks	TFL	INT (TD)
2014	35	21-14	0.0-0	0.0-0	0
2015	69	40-29	0.5-3	5.0-14	1 (1)
2016	90	55-35	5.0-31	8.5-38	1
<b>Totals</b>	<b>194</b>	<b>116-78</b>	<b>5.5-34</b>	<b>13.5-52</b>	<b>2 (1)</b>





MARTIN  
**ANDRUS**

6-2 / 300 / Freshman  
Defensive Line  
Long Beach, Calif.  
Los Angeles Senior HS

**High School**

Listed as a four-star recruit according to Scout.com and as the No. 249 player in the nation on the Scout 300 List ... Scout's No. 14 defensive tackle prospect in the nation and No. 46 on the West 150 List ... No. 26 recruit on the Scout California 100 List ... No. 5 defensive tackle in the West according to Scout.com ... CalHiSports.com first-team All-State ... Three-star Rivals.com recruit ... Rivals' No. 44 recruit on the California 100 List ... Rivals' No. 22 strong side defensive end in the nation ... As a junior, he was credited with 125 tackles and 16 sacks ... Also attended St. Anthony HS in Long Beach, Calif.

**Personal**

Full Name: Martin Alexander Andrus, Jr.



DEVIN  
**ASIASI**

6-3 / 287 / Sophomore  
Tight End  
Shoreview, Calif.  
De La Salle HS / Michigan

**UCLA**

Enrolled at UCLA in January of 2017, after transferring from the University of Michigan, and participated in spring practices.

**2016 (Michigan)**

Played in all 13 games in his freshman season (2016) at tight end ... Made his collegiate debut against Hawai'i ... His first collegiate catch went for a touchdown against Penn State ... Made his first collegiate start, in a two tight end set, versus Rutgers ... Made a season-long 15-yard reception against Michigan State ... Saw action as a reserve tight end versus Florida State in the Orange Bowl ... For the season, he made two catches for 18 yards.

**High School**

Listed as a four-star prospect by Rivals.com, the No. 46 recruit nationally and the 13th-best in the state of California ... ESPN.com's No. 44 prospect on the ESPN 300 List, a four-star recruit and the No. 5 prospect in California ... Scout.com four-star recruit and the nation's fourth-best tight end ... Invited to the 2016 U.S. Army All-America Game ... PrepStar Magazine Top 150 Dream Team selection and the nation's No. 67 overall player ... As a senior, he caught 17 passes for 311 yards and five touchdowns ... On defense, he finished with 49 tackles, five pass breakups and four sacks ... As a junior, he made 16 receptions for 264 yards and two touchdowns, while recording 33 tackles and five sacks ... Also lettered in basketball.

**Personal**

Full Name: Devin Timothy Soane Asiasi ... Parents: Dave Asiasi and Malia Mapa ... Has three brothers - Simon, DJ and Bubba - and three sisters - Savannah, Nevaeh and Nyana ... Biggest thrill was scoring his first collegiate touchdown ... Famous athletes he admires are the NBA's Kobe Bryant and the NFL's Michael Vick ... Undeclared major.



AUSTIN  
**BURTON**

6-3 / 203 / Freshman  
Quarterback  
Newton, Mass.  
West Orange HS

**UCLA**

Enrolled at UCLA in April of 2017 and took part in spring practices.

**High School**

Listed as a three-star prospect by Scout.com and as the No. 7 quarterback in the state of Florida ... Rivals.com three-star recruit ... ESPN.com three-star recruit ... Transferred to West Orange HS in Florida for his senior season after attending Newton, Mass. South HS from 2013-15 ... Threw 34 touchdown passes as a junior (3,299 yards) and 14 as a senior (2,317 yards) ... Threw for almost 9,000 career yards in his high school career ... PrepStar All-Southeast selection as a senior ... Served as team captain as a senior ... Named All-State in Massachusetts ... Led the state of Massachusetts in touchdown passes as a sophomore (39) and junior (34) ... Also lettered in track and field (conference champ in 400 hurdles) and basketball.

**Personal**

Full Name: Austin James Burton ... Parents: Steve and Ginni Burton ... Has three sisters - Kendall, Kayla and Veronica ... Lists his biggest athletic thrill as defeating the defending Florida state champion his senior year ... Famous athletes he admires are the NFL's Tom Brady and Matthew Slater ... Throws with right hand, but plays golf, basketball, baseball and hockey as a lefty ... Grandfather, Ron Burton, was the first ever draft pick by the old Boston Patriots in 1960 ... His parents and sisters have all played sports at the Division 1 level ... Dad played quarterback at Northwestern from 1982-84.



ELIJAH  
**GATES**

5-11 / 170 / Freshman  
Defensive Back  
Pasadena, Calif.  
Buena Park HS

**High School**

Listed as a four-star recruit by Scout.com, ESPN.com and Rivals.com ... Scout's No. 5-ranked cornerback prospect in the West and No. 26 on the West 150 List ... No. 13 on the Scout.com California 100 List ... No. 111 on the Scout 300 List and No. 12 cornerback prospect in the nation ... No. 31 recruit on Rivals.com California 100 List and No. 21 cornerback in the nation ... No. 232 on the Rivals.com 250 List ... PrepStar All-American and No. 275 on the national list ... As a senior, he made three interceptions and was named All-CIF Div. III and Freeway League MVP ... Also returned kicks and caught 27 passes for 363 yards and two touchdowns ... As a junior, he caught 33 balls for 747 yards and 10 touchdowns and was named Buena Park HS's Rookie of the Year ... Attended Alemany HS as a sophomore and freshman ... Named Co-MVP Defensive Player as a sophomore ... Set a record with nine interceptions, three returned for scores, as a freshman ... Was named Freshman Defensive MVP.

**Personal**

Full Name: Elijah David Gates ... Parents: Gregory and Christy Gates ... Has an older brother and two older sisters ... Famous athletes he admires include boxing's Floyd Mayweather and the NFL's David Hester and Charles Woodson ... Hobbies include all sports and video games.



**DARNAY  
HOLMES**

5-10 / 195 / Freshman  
Defensive Back  
Pasadena, Calif.  
Calabasas HS

**UCLA**

Enrolled at UCLA in January of 2017 and took part in spring practices.

**High School**

Listed as a five-star recruit by both Scout.com and Rivals.com ... Scout's No. 13 recruit nationally and the top-rated cornerback in the nation ... No. 5 on the Scout.com West 150 List ... No. 4 on the Scout California 100 List ... First-team Scout.com 2017 Class All-American ... Rivals.com No. 4 cornerback prospect in the nation and the No. 27 overall player in the nation ... No. 4 on the Rivals.com California 100 List ... No. 41 on the ESPN 300 List and a four-star recruit ... No. 13 on the si.com national list ... CalHiSports.com first-team All-State selection ... As a senior, he made 30 tackles ... On offense, he caught 69 passes for 1,214 yards and 14 touchdowns ... Named All-CIF Div. V ... Totaled 39 receiving touchdowns for his prep career ... Also returned kicks ... Invited to the U.S. Army All-America Bowl game.

**Personal**

Full Name: Darnay Darius Robert Holmes ... Parents: Darick Holmes and Johnnay Daniels ... Has one older brother, Darick, and one older sister, Derica ... His biggest thrill to date has been to score five touchdowns in four different ways in the CIF Championship ... His favorite athlete is the NFL's Deion Sanders ... Enjoys listening to music.



**IGBINOGHODUA "ODUA"  
ISIBOR**

6-4 / 235 / Freshman  
Defensive Line  
Phoenix, Ariz.  
St. Mary's HS

**High School**

Listed as a three-star prospect by Scout.com and Rivals.com ... Scout.com's No. 10-rated defensive end in the West ... No. 117 on the Scout.com West 150 List ... Rivals.com No. 10 prospect from the state of Arizona and the No. 38 weak side defensive end in the nation ... ESPN.com three-star recruit ... Invited to U.S. Army All-America Bowl Game ... Credited with 110 tackles as a senior ... Made 13 tackles for loss, nine sacks and caused three fumbles ... Totaled 88 tackles as a junior and made nine sacks.

**Personal**

Full Name: Igbinooghodua Isibor ... Parents: Christopher and Osariemen Isibor ... Is an only child ... Hobbies include solving Rubik's Cube.



**JIMMY  
JAGGERS**

6-4 / 240 / Freshman  
Tight End  
Roseville, Calif.  
Roseville HS

**UCLA**

Enrolled at UCLA in January of 2017 and took part in spring practices.

**High School**

Listed as a four-star prospect by Scout.com and Rivals.com ... Rivals.com's No. 7 tight end prospect in the nation and No. 41 overall recruit on the California 100 List ... Scout.com's No. 12 tight end prospect in the nation and No. 71 player on the West 150 List ... No. 42 recruit on Scout's California 100 List ... No. 250 recruit on the ESPN 300 List and a four-star prospect ... PrepStar All-American and No. 253 on the national list ... Caught 15 passes for 283 yards and two touchdowns as a senior ... Also credited with 27 tackles, 9.0 for loss ... Two-time team captain ... First-team all-league selection ... Also lettered in basketball.

**Personal**

Full Name: James Andrew Jagers ... Parents: Jim and Richelle Jagers and Kim and David Butler ... Has four brothers - Jacob, Matt, Tanner and Connor and five sisters - Emma, Brittney, Shiana, Presli and Erin ... His favorite athlete is the NFL's Jason Witten ... Hobbies include basketball, reading and going camping ... Named to Athletic Director's Honor Roll in Winter 2017 and Spring 2017.



**RAHYME  
JOHNSON**

6-4 / 210 / Freshman  
Linebacker  
Los Angeles, Calif.  
Bishop Mora Salesian HS

**High School**

Listed as a four-star recruit according to Scout.com and the No. 294 prospect on the Scout.com 300 List ... Scout.com's No. 20 outside linebacker in the nation ... No. 55 on Scout.com West 150 List ... No. 33 on the Scout.com California 100 List ... A Rivals.com four-star recruit ... Rivals No. 20 outside linebacker prospect in the nation and the No. 37 recruit on the Rivals California 100 List ... Scout's No. 2 rated outside linebacker in the West ... ESPN.com three-star recruit ... Played for Team USA ... PrepStar All-West selection ... As a senior, he was credited with 89 tackles, seven sacks and four interceptions ... Named first-team all-league as a senior and junior ... 2017 Unsung Heroes Leadership Award winner ... Also lettered in track (100, 200, relay).

**Personal**

Full Name: Rahyme (pronounced like Raheem) R. Johnson ... Parent: Cleopatra Jones ... Born in Jamaica ... Hobbies include playing video games and reading ... Favorite athlete is the NFL's Ashlee Palmer ... His biggest thrill to date has been winning the CIF championship as a freshman.



## QUENTIN LAKE

6-1 / 180 / Freshman  
 Defensive Back  
 Santa Ana, Calif.  
 Mater Dei HS

### High School

Listed as a three-star prospect by both Scout.com and Rivals.com ... No. 84 on the Scout.com West 150 List ... Rivals.com No. 49 cornerback prospect in the nation and the No. 51 recruit on the California 100 List ... Scout.com's No. 6 safety prospect in the West ... No. 50 on the Scout.com California 100 List ... ESPN three-star prospect ... PrepStar All-West selection ... Named All-CIF Div. I ... Credited with 28 tackles, two interceptions and nine pass defenses as a senior ... Picked off seven passes as a junior ... Also lettered in track.

### Personal

Full Name: Quentin James Lake ... Parents: Carnell and Monica Lake ... Born in Pittsburgh, Pa. ... Has one younger brother, Austin and one older sister, Siena ... Favorite player is the NFL's Rod Woodson ... Hobbies include Astronomy ... Mom and Dad both attended UCLA ... Dad played linebacker for the Bruins from 1985-88 and was an All-American in 1988 ... Went on to earn All-Pro honors in the NFL and was chosen to the NFL's All-90's Decade team ... Carnell was inducted into the UCLA Athletics Hall of Fame in 2000 and has served as a college and professional coach.



## SUNNY ODOGWU

6-8 / 325 / Graduate  
 Offensive Line  
 Enugu, Nigeria  
 St. Frances Academy / Univ. of Miami

### UCLA

Enrolled at UCLA in summer of 2017, after transferring from the University of Miami, Fla.

### 2016 (Miami)

Started the first five games of the season (Florida A&M, Florida Atlantic, Appalachian State, Georgia Tech, Florida State) at right tackle before suffering a season-ending injury ... Team rushed for 373 yards against Florida A&M ... Team gained 279 yards on the ground vs. FAU.

### 2015 (Miami)

Made his first career start at right tackle in the season opener vs. Bethune Cookman ... Also started against FAU.

### 2014 (Miami)

Saw action in nine games ... Made his collegiate debut vs. Arkansas State.

### 2013 (Miami)

Did not see game action in his first year in the Miami program ... Enrolled in January of 2013.

### High School

Listed as a three-star prospect by ESPN and Scout.com ... Participated in the 2011 Maryland Crab Bowl All-Star game ... Played basketball at Huntington (West Virginia) Prep ... Transferred to St. Frances Academy, in Baltimore, and played football for the first time as a senior ... Spent the 2012 season at Hargrave Military Academy in Chatham, Va.



## MO OSLING III

6-2 / 185 / Freshman  
 Defensive Back  
 Panorama City, Calif.  
 Antelope Valley HS

### High School

Listed as a three-star recruit by both Scout.com and Rivals.com ... Rated as the No. 18 cornerback prospect in the West by Scout.com ... No. 144 prospect on the Scout.com West 150 List ... No. 88 on the Scout.com California 100 List ... Rivals.com No. 80 recruit on the California 100 List ... PrepStar All-West selection ... As a junior, he made 14 tackles ... Caught eight passes for 125 yards and three touchdowns ... Gained over 3,400 career all-purpose yards ... Also lettered in track, where he is a nationally-ranked triple jumper ... 2016 state high school triple jump champion ... First-team All-CIF in track and field.

### Personal

Full Name: Morrell Alexander Osling III ... Parents: Morrell Alexander Osling, Jr. and Eurimica Marks-Osling ... Has one older sister, Catia ... Lists his biggest thrill in sports to date as putting Lancaster, Calif. Antelope Valley HS back on the map in football and winning the state title in the triple jump ... Boxer Floyd Mayweather is the famous athlete he most admires ... Hobbies include working out and playing video games.



## JAELAN PHILLIPS

6-5 / 255 / Freshman  
 Defensive Line  
 Redlands, Calif.  
 Redlands East Valley HS

### UCLA

Enrolled at UCLA in January of 2017 and participated in spring practices.

### High School

Listed as a five-star prospect by ESPN and as the No. 3 national recruit on the ESPN 300 List ... Five-star recruit according to Scout.com and the No. 5 overall recruit in the country ... First-team Scout.com 2017 Class All-American ... Scout's top-rated Defensive End prospect in the nation ... No. 3 on the Scout.com West 150 List ... No. 2 on the Scout.com California 100 List ... Rivals.com five-star recruit and the No. 6 overall recruit on the Rivals 100 List ... No. 2 on the Rivals California 100 List ... Rivals.com No. 2 weak side defensive end in the country ... No. 5 on the si.com National List ... PrepStar Dream Team selection and the No. 13 national recruit ... CalHiSports.com first-team All-State selection ... Invited to the U.S. Army All-America Bowl Game ... As a senior, he was credited with 142 tackles and 21 sacks ... Named All-CIF Div. II Co-Defensive Player of the Year ... Totaled 76 tackles, 10.5 sacks and two interceptions as a junior ... Also lettered in track (200, relay, shot and discus), volleyball and baseball.

### Personal

Full Name: Jaelan Everett Phillips ... Parents: Jonathan Phillips and Sabine Robertson-Phillips ... Has one sister, Brenna ... His biggest thrill to date is winning the state title his sophomore season ... Kobe Bryant is the famous athlete he most admires ... Hobbies include listening to music, singing and writing poetry.



**MOSES  
ROBINSON-CARR**

6-5 / 260 / Freshman  
Tight End  
Lancaster, Calif.  
Antelope Valley HS

**High School**

Listed as a three-star prospect by both Scout.com and Rivals.com ... Rivals.com's No. 54 prospect on the California 100 List ... Scout.com's No. 10 tight end prospect in the West ... No. 107 on the Scout.com West 150 List ... No. 65 on the Scout.com California 100 List ... As a senior, he made 21 catches for 330 yards and three touchdowns ... Credited with 62 tackles, 12 tackles for loss and eight sacks ... Caught 21 passes for 242 yards and six touchdowns as a junior.

**Personal**

Full Name: Moses Robinson-Carr ... Parents: Ronald and Zipporah Wilson ... Born in Inglewood, Calif. ... Has two siblings - Zarah and Ron ... Lists his biggest athletic thrill to date as advancing to the third round of the high school playoffs ... The NFL's Rob Gronkowski is the famous athlete he most admires ... Hobbies include watching movies and listening to music.



**GREG  
ROGERS**

6-3 / 305 / Freshman  
Defensive Line  
Las Vegas, Nev.  
Arbor View HS

**High School**

Listed as a four-star recruit according to Rivals.com ... No. 180 on the Rivals.com 250 List ... Rivals' No. 5 recruit in the state of Nevada ... Scout.com four-star recruit and the No. 87 player on the Scout.com 300 List ... No. 22 on the Scout.com West 150 List ... Scout.com's No. 7 defensive tackle prospect in the nation ... No. 81 on the ESPN 300 National List and a four-star recruit ... No. 87 on the si.com National List ... PrepStar Dream Team member ... PrepStar's No. 98 national recruit ... Invited to the Under Armour All-America Game ... As a junior, he recorded 17 tackles for loss ... Totaled 111 career tackles.

**Personal**

Full Name: Greg Rogers ... Parents: James and Telisha Arrey ... Has three brothers, Jeremiah, Grant and Gab - and one sister, Rylee ... The famous athlete he most admires is the NFL's Ndamukong Suh ... Hobbies include playing video games.



**SEAN  
SEAWARDS**

6-4 / 325 / Freshman  
Offensive Line  
Phoenix, Ariz.  
Saguaro HS

**High School**

Listed as a three-star recruit by Scout.com and as the No. 17 offensive guard in the West ... Scout.com's No. 3 offensive guard in the state of Arizona ... Saguaro went 14-0 in his senior season and captured the 4A Conference state championship ... His high school team won 25 games in a row.

**Personal**

Full Name: Sean Donald Seawards ... Parent: Donna Seawards ... Has one older brother, Morgan ... Born in Santa Barbara, Calif. ... Lists his biggest athletic thrill to date as helping his high school win their fourth consecutive State title ... Famous athlete he most admires is the NFL's Logan Mankins ... Hobbies include outdoor activities and spending time with friends ... Interested in a career in law enforcement.



**JAY  
SHAW**

5-11 / 170 / Freshman  
Defensive Back  
Corona, Calif.  
Centennial HS

**High School**

Listed as a four-star prospect according to Scout.com and as the No. 12 cornerback in the West ... No. 63 prospect on the Scout.com West 150 List ... No. 38 on the Scout.com California 100 List ... Rivals.com three-star prospect and the No. 49 recruit on the California 100 List ... Rivals.com No. 35 cornerback recruit in the nation ... ESPN.com three star recruit ... PrepStar All-West selection ... As a senior, he was credited with 64 tackles, 3.0 tackles for loss and five interceptions.

**Personal**

Full Name: Jaylan Shaw ... Parents: Ashley and Veronica Shaw ... Has an older brother, Tyran ... The famous athlete he most admires is Richard Sherman ... Hobbies include drawing, debating and playing video games.



## ZACH SWEENEY

6-3 / 275 / Freshman  
Offensive Line  
Cooper City, Fla.  
St. Thomas Aquinas HS

### High School

Listed as a three-star prospect by Scout.com ... Rated as the No. 15 offensive guard prospect in the South, the No. 7 guard in the state of Florida and the No. 58 offensive guard in the nation ... ESPN three-star recruit ... Team won the Florida 7A state championship the past three seasons ... Named first-team All-7A State ... First-team all-county selection ... Served as team captain as a senior.

### Personal

Full Name: Zachary Harris Sweeney ... Parents: Michael and Lisa Sweeney ... Has one older brother, AJ ... Born in Plantation, Fla. ... His biggest thrill is winning three state championships ... Lists the NFL's Joe Thomas as the famous athlete he most admires ... Hobbies included basketball and fishing.



## JAX WACASER

6-5 / 260 / Freshman  
Offensive Line  
Phoenix, Ariz.  
Saguaro HS

### High School

Listed as a three-star prospect by both Scout.com and Rivals.com ... Rated as the No. 16 offensive tackle in the West by Scout.com ... Rivals.com's No. 11 prospect in the state of Arizona and as the No. 64 offensive tackle recruit in the nation ... Saguaro went 14-0 in his senior season and captured the 4A Conference state championship ... His high school team won 25 games in a row.

### Personal

Full Name: Jax Wacaser ... Parents: Michael and Lori Wacaser ... Has two younger sisters - Kolby and Kenderly ... Lists his biggest athletic thrill to date as winning four straight state high school championships.

## #70 STEPHAN ZABIE'

6-6 / 290 / Freshman  
Offensive Line  
Austin, Texas  
Westlake HS

### High School

Listed as a four-star prospect by Scout.com, Rivals.com and ESPN.com ... Rivals.com's No. 30 offensive tackle recruit in the nation and the No. 38 overall recruit in the state of Texas ... No. 56 on the Scout.com Midlands 150 List ... Scout.com's No. 29 offensive tackle prospect in the nation and the No. 4 offensive tackle recruit in the Midlands region ... No. 46 player in the state of Texas ... No. 207 recruit on the ESPN 300 National List ... Attended Westlake HS for three years, but only saw action during the 2015 season when the school advanced to the 2015 State 6A championship game.

### Personal

Full Name: Stephan Mazer Zabie' ... Parents: Patrick and Julie Kelley ... Born in Philadelphia ... Has two brothers, Rhett and Jacob, and a sister, Maddie ... List his biggest thrill to date as advancing to the state finals his junior year ... The NBA's LeBron James is the famous athlete he most admires ... Hobbies include playing video games and pick-up basketball ... Fluent in the French language.

2016 TEAM STATISTICS

	UCLA	OPP
SCORING	299	330
Points Per Game	24.9	27.5
Points off Turnovers	61	70
FIRST DOWNS	237	267
Rushing	59	105
Passing	152	129
Penalty	26	33
RUSHING YARDAGE	1,011	2,058
Yards gained rushing	1,310	2,318
Yards lost rushing	299	260
Rushing Attempts	345	503
Average Per Rush	2.9	4.1
Average Per Game	84.2	171.5
TDs Rushing	13	21
PASSING YARDAGE	3,547	2,526
Att-Comp-Int	273-494-16	245-441-15
Average Per Pass	7.2	5.7
Average Per Catch	13.0	10.3
Average Per Game	295.6	210.5
TDs Passing	22	12
TOTAL OFFENSE	4,558	4,584
Total Plays	839	944
Average Per Play	5.4	4.9
Average Per Game	379.8	382.0
KICK RETURNS: #-YARDS	40-844	37-931
PUNT RETURNS: #-YARDS	28-182	23-258
INT RETURNS: #-YARDS	15-205	16-188
KICK RETURN AVERAGE	21.1	25.2
PUNT RETURN AVERAGE	6.5	11.2
INT RETURN AVERAGE	13.7	11.8
FUMBLES-LOST	22-9	21-8
PENALTIES-YARDS	79-716	81-765
Average Per Game	59.7	63.8
PUNTS-YARDS	73-2,861	69-2,901
Average Per Punt	39.2	42.0
Net punt average	35.1	38.5
TIME OF POSSESSION/GAME	26:45	33:16
3RD-DOWN CONVERSIONS	62/176	69/199
3rd-Down Pct	35%	35%
4TH-DOWN CONVERSIONS	5/11	14/20
4th-Down Pct	45%	70%
SACKS BY-YARDS	25-129	24-174
MISC YARDS	0	4
TOUCHDOWNS SCORED	37	37
FIELD GOALS-ATTEMPTS	13-22	24-28
ON-SIDE KICKS	0-0	0-1
RED-ZONE SCORES	(31-39) 79%	(43-49) 88%
RED-ZONE TOUCHDOWNS	(22-39) 56%	(25-49) 51%
PAT-ATTEMPTS	(36-36) 100%	(34-35) 97%
ATTENDANCE	404,751	324,560
Games/Avg Per Game	6/67,458	6/54,093
Neutral Site Games	0/0	0/0

SCORE BY QUARTERS

	1	2	3	4	OT	Tot
UCLA	87	56	65	91	0	299
Opponents	61	69	117	76	7	330

2016 RESULTS (4-8; 2-7 Pac-12 South, T-4th)

Date	Score	Site	Attendance
Sept. 3	Texas A&M 31, UCLA 24 (ot)	College Station, Texas	100,443
Sept. 10	UCLA 42, UNLV 21	Rose Bowl	63,712
Sept. 17	UCLA 17, BYU 14	Provo, Utah	62,904
Sept. 24	Stanford 22, UCLA 13	Rose Bowl	70,833
Oct. 1	UCLA 45, Arizona 24	Rose Bowl	68,013
Oct. 8	Arizona State 23, UCLA 20	Tempe, Ariz.	48,509
Oct. 15	Washington State 27, UCLA 21	Pullman, Wash.	29,310
Oct. 22	Utah 52, UCLA 45	Rose Bowl	66,243
Nov. 3	Colorado 20, UCLA 10	Boulder, Colo.	43,761
Nov. 12	UCLA 38, Oregon State 24	Rose Bowl	64,813
Nov. 19	USC 36, UCLA 14	Rose Bowl	71,137
Nov. 26	Cal 36, UCLA 10	Berkeley, Calif.	39,633

2016 INDIVIDUAL STATISTICS

RUSHING

	ATT	YG	YL	NYG	AVG	TDs	LG
Soso Jamabo-rb	82	351	30	321	3.9	3	31
Nate Starks-rb	85	314	33	281	3.3	1	29
Bolu Olorunfunmi-rb	71	290	10	280	3.9	4	32
Brandon Stephens-rb	19	95	0	95	5.0	0	22
Jalen Starks-rb	26	88	11	77	3.0	2	10
Ishmael Adams-wr	7	30	0	30	4.3	0	14
Darren Andrews-wr	2	27	0	27	13.5	1	26
Kenneth Walker-wr	1	8	0	8	8.0	0	8
Mike Fafaul-qb	25	72	81	-9	-0.4	0	15
TEAM	5	0	27	-27	-5.4	0	0
Josh Rosen-qb	22	35	107	-72	-3.3	2	12
Total	345	1,310	299	1,011	2.9	13	32
Opponents	503	2,318	260	2,058	4.1	21	64

PASSING

	ATT	COMP	INT	PCT	YDs	TDs	LG	EFF.
Mike Fafaul-qb	259	135	11	52.2	1,602	12	75	111.88
Josh Rosen-qb	231	137	5	59.3	1,915	10	66	138.90
TEAM	3	0	0	0.00	0	0	0	0.00
Jordan Lasley-wr	1	1	0	1.00	30	0	30	352.0
Total	494	273	16	55.3	3,547	22	75	123.80
Opponents	441	245	15	55.6	2,526	12	43	105.85

RECEIVING

	G	NO	YDs	AVG	TDs	LG
Darren Andrews-wr	12	55	709	12.9	4	39
Jordan Lasley-wr	11	41	620	15.1	5	75
Nate lese-te	10	25	400	16.0	4	50
Kenneth Walker-wr	11	22	365	16.6	4	62
Eldridge Massington-wr	9	20	285	14.2	0	37
Ishmael Adams-wr	11	20	178	8.9	0	27
Caleb Wilson-te	12	16	220	13.8	0	35
Soso Jamabo-rb	11	16	197	12.3	0	66
Austin Roberts-te	11	15	261	17.4	1	49
Theo Howard-wr	8	12	88	7.3	1	19
Bolu Olorunfunmi-rb	11	8	36	4.5	1	11
Nate Starks-rb	9	8	28	3.5	0	15
Brandon Stephens-rb	7	4	39	9.8	0	30
Mossi Johnson-wr	8	3	55	18.3	1	29
Alex VanDyke-rec	11	3	19	6.3	0	7
Cameron Griffin-fb	11	2	18	9.0	1	12
Ainuu Tauga-fb	10	2	16	8.0	0	9
Brad Sochowski-wr	2	1	13	13.0	0	13
Total	12	273	3,547	13.0	22	75
Opponents	12	245	2,526	10.3	12	43



Darren Andrews

2016 IN REVIEW

SCORING

	TDs	FG-A	XP-A	2XP	DXP	SAF	PTS
JJ Molson-pk	-	12-20	27-27	-	-	-	63
Jordan Lasley-wr	6	-	-	-	-	-	36
Bolu Olorunfunmi-rb	5	-	-	-	-	-	30
Darren Andrews-wr	5	-	-	-	-	-	30
Nate lese-te	4	-	-	-	-	-	24
Kenneth Walker-wr	4	-	-	-	-	-	24
Soso Jamabo-rb	3	-	-	-	-	-	18
Jalen Starks-rb	2	-	-	-	-	-	12
Andrew Strauch-pk	-	1-2	9-9	-	-	-	12
Josh Rosen-qb	2	-	-	-	-	-	12
Austin Roberts-te	1	-	-	1	-	-	8
Nate Starks-rb	1	-	-	-	-	-	6
Randall Goforth-db	1	-	-	-	-	-	6
Theo Howard-wr	1	-	-	-	-	-	6
Mossi Johnson-wr	1	-	-	-	-	-	6
Cameron Griffin-fb	1	-	-	-	-	-	6
Total	37	13-22	36-36	1	-	-	299
Opponents	37	24-28	34-35	1	-	-	330

FIELD GOALS

\*JJ Molson: at Tex A&M: 38G, 20G, 23G, 48ng wr; UNLV: no attempts; at BYU: 24G, 38 ng wr; Stanford: 27G, 35G; Arizona: 36ng lupright, 39G; at Arizona State: 46ng wl, 38G, 49 ng wr, 19G; at Wash. State: no att.; Utah: no att.; at Colorado: 48G, 26 ng blk, 44 ng wr; Oregon State: 49G; USC: 45ng blk; at Cal: 28G.

\*Andrew Strauch: at Tex A&M: no att.; UNLV: no att.; at BYU: no att.; Stanford: no att.; Arizona: no att.; at Arizona State: no att.; at Wash. State: no att.; Utah: 39G; at Colorado: 38ng wl; Oregon State: no att.; USC: no att.; at Cal: no att.

Numbers indicate fg attempt length in yards; G = Field Goal Made; ng = Field Goal Not Made

JJ Molson

FGM-FGA	Pct	01-19	20-29	30-39	40-49	50+	Lg	Blk
12-20	60.0	1-1	5-6	4-6	2-7	0-0	49	2

Andrew Strauch

FGM-FGA	Pct	01-19	20-29	30-39	40-49	50+	Lg	Blk
1-2	.500	0-0	0-0	1-2	0-0	0-0	39	0

ALL-PURPOSE YARDS

	G	RUSH	RECV	PR	KR	INT	TOT
Ishmael Adams-wr	11	30	178	60	734	0	1,002
Darren Andrews-wr	12	27	709	0	0	0	736
Jordan Lasley-wr	11	0	620	23	0	0	643
Soso Jamabo-rb	11	321	197	0	0	0	518
Nate lese-te	10	0	400	0	2	0	402
Kenneth Walker-wr	11	8	365	0	0	0	373
Bolu Olorunfunmi-rb	11	280	36	0	0	0	316
Nate Starks-rb	9	281	28	0	0	0	309
Eldridge Massington-wr	9	0	285	0	0	0	285
Austin Roberts-te	11	0	261	0	0	0	261
Caleb Wilson-te	12	0	220	0	29	0	249
Randall Goforth-db	11	0	0	9	65	89	163
Brandon Stephens-rb	7	95	39	0	0	0	134
Theo Howard-wr	8	0	88	0	0	0	88
Adarius Pickett-db	12	0	0	81	0	0	81
Jalen Starks-rb	6	77	0	0	0	0	77
Mossi Johnson-wr	8	0	55	1	0	0	56
Kenny Young-lb	1	0	0	0	0	40	40
Jayon Brown-lb	12	0	0	0	0	32	32
Fabian Moreau-db	12	0	0	0	0	32	32
Ainuu Taua-fb	10	0	16	0	7	0	23
Alex Van Dyke-wr	11	0	19	0	0	0	19
Cameron Griffin-fb	11	0	18	0	0	0	18
Brad Sochowski-wr	2	0	13	0	0	0	13
Cameron Judge-lb	7	0	0	8	0	0	8
DeChau Holiday-lb	7	0	0	8	0	0	8
Giovanni Gentosi-te	8	0	0	0	7	0	7
Mike Fafaul-qb	11	-9	0	0	0	0	-9
TEAM	7	-27	0	0	0	0	-27
Josh Rosen-qb	6	-72	0	0	0	0	-72
Total	12	1,011	3,547	182	844	205	5,789
Opponents	12	2,058	2,526	258	931	188	5,961

PUNTING

	NO	YDs	AVG	Lg	TB	FC	I20	50+	BK
Austin Kent-p	44	1685	38.3	61	1	21	12	6	0
Stefan Flintoff-p	23	928	40.3	53	1	6	8	3	0
Adam Searl-p	6	246	41.0	52	0	2	2	1	0
Total	73	2,869	39.2	61	2	29	22	10	0
Opponents	69	2,905	42.0	59	3	15	27	11	1

PUNT RETURNS

	NO	YDs	AVG	TDs	LG
Ishmael Adams-db	16	60	3.8	0	16
Adarius Pickett-db	8	81	10.1	0	35
Randall Goforth-db	2	9	4.5	0	9
DeChau Holiday-lb	1	8	8.0	0	0
Mossi Johnson-wr	1	1	1.0	0	1
Jordan Lasley-wr	0	23	0.0	1	23
Total	28	182	6.5	1	35
Opponents	23	258	11.2	1	68

KICKOFF RETURNS

	NO	YDs	AVG	TDs	LG
Ishmael Adams-db	32	734	22.9	0	52
Caleb Wilson-te	3	29	9.7	0	11
Randall Goforth-db	2	65	32.5	0	50
Ainuu Taua-fb	1	7	7.0	0	7
Nate lese-te	1	2	2.0	0	2
Giovanni Gentosi-te	1	7	7.0	0	7
Total	40	844	21.1	0	52
Opponents	37	931	25.2	1	99

INTERCEPTION RETURNS

	NO	YDs	AVG	TDs	LG
Randall Goforth-db	4	89	22.2	1	52
Adarius Pickett-db	3	0	0.0	0	0
Jayon Brown-lb	3	32	10.7	0	23
Fabian Moreau-db	2	32	16.0	0	32
Kenny Young-lb	1	40	40.0	0	40
Cameron Judge-lb	1	12	12.0	0	12
Tahaan Goodman-db	1	0	0.0	0	0
Total	15	205	13.7	1	52
Opponents	16	188	11.8	0	51


TOTAL OFFENSE

	G	PLAYS	RUSH	PASS	TOTAL	AVG/G
Josh Rosen-qb	6	253	-72	1,915	1,843	307.2
Mike Fafaul-qb	11	284	-9	1,602	1,593	144.8
Soso Jamabo-rb	11	82	321	0	321	29.2
Nate Starks-rb	9	85	281	0	281	31.2
Bolu Olorunfunmi-rb	11	71	280	0	280	25.5
Brandon Stephens-rb	7	19	95	0	95	13.6
Jalen Starks-rb	6	26	77	0	77	12.8
Jordan Lasley-wr	11	1	0	30	30	2.7
Ishmael Adams-wr	11	7	30	0	30	2.7
Darren Andrews-wr	12	2	27	0	27	2.2
Kenneth Walker-wr	11	1	8	0	8	0.7
TEAM	7	8	-27	0	-27	-3.9
Total	12	839	1,011	3,547	4,558	379.8
Opponents	12	944	2,058	2,526	4,584	382.0

2016 IN REVIEW

2016 DEFENSIVE STATISTICS

Player	G	UT	AT	TT	TFL/ Yds	Sks/ Yds	INT	PB	QBH	FR	FF	BK	SAF
Jayon Brown-lb	12	69	50	119	7.0-17	2.5-10	3-32	6	1	2	0	0	0
Kenny Young-lb	12	55	35	90	8.5-38	5.0-31	1-40	2	0	3	0	0	0
Jaleel Wadood-db	11	51	25	76	2.0-7	0.0-0	0	4	0	0	1	0	0
Takkarist McKinley-dl	11	49	12	61	18.0-68	10.0-54	0	6	3	1	3	0	0
Randall Goforth-db	11	44	14	58	3.0-9	0.0-0	4-89	9	0	0	1	0	0
Jacob Tuioti-Mariner-dl	12	29	17	46	5.0-17	3.0-11	0	0	2	1	0	0	0
Adarius Pickett-db	12	35	7	42	1.0-3	0.0-0	3-0	5	0	1	0	0	0
Eli Ankou-dl	10	20	18	38	2.0-2	0.0-0	0	0	0	0	0	0	0
Matt Dickerson-dl	12	11	26	37	1.5-1	0.0-0	0	0	0	0	0	0	0
Nate Meadors-db	9	28	7	35	0.0-0	0.0-0	0	6	0	0	0	0	0
Fabian Moreau-db	12	24	7	31	1.0-1	0.0-0	2-32	10	0	0	1	0	0
Tahaan Goodman-db	12	20	9	29	0.0-0	0.0-0	1-0	3	0	0	2	0	0
Eddie Vanderdoes-dl	12	15	14	29	1.5-2	0.0-0	0	0	0	0	0	0	0
Josh Woods-lb	11	17	9	26	1.5-3	0.0-0	0	0	0	0	0	0	0
Rick Wade-dl	12	12	9	21	3.0-7	1.0-13	0	0	0	0	0	1	0
Cameron Judge-lb	11	13	7	20	1.5-3	0.0-0	0	0	0	0	0	0	0
Boss Tagaloa-dl	12	8	11	19	0.0-0	0.0-0	0	0	0	0	0	0	0
Marcus Rios-db	12	14	4	18	1.0-3	0.0-0	0	3	0	0	1	0	0
Octavius Spencer-db	11	5	6	11	0.0-0	0.0-0	0	2	0	0	0	0	0
Isaako Savaiinaea-lb	8	4	5	9	0.5-1	0.0-0	0	0	0	0	0	0	0
Will Lockett-db	11	7	0	7	0.0-0	0.0-0	0	0	0	0	0	0	0
Keisean Lucier-South-lb	12	4	2	6	1.0-3	0.0-0	0	2	0	0	0	0	0
John Johnson-db	8	5	1	6	1.0-1	0.0-0	0	0	0	0	0	0	0
Deon Hollins-lb	10	4	1	5	2.5-9	2.0-8	0	1	0	0	0	0	0
Lokeni Toailoa-lb	10	3	2	5	0.5-1	0.0-0	0	0	0	0	0	0	0
DeChaun Holiday-lb	7	5	0	5	0.0-0	0.0-0	0	0	0	0	0	1	0
Denzel Fisher-db	10	2	2	4	0.0-0	0.0-0	0	0	0	0	0	0	0
Nick Terry-dl	8	3	0	3	0.0-0	0.0-0	0	1	0	0	0	0	0
Charles Dawson-db	11	1	2	3	0.0-0	0.0-0	0	0	0	0	0	0	0
Brandon Burton-db	9	3	0	3	0.0-0	0.0-0	0	0	0	0	0	0	0
Krys Barnes-lb	10	2	1	3	0.0-0	0.0-0	0	0	0	0	0	0	0
Cameron Griffin-fb	11	1	2	3	0.0-0	0.0-0	0	0	0	0	0	0	0
Nate lese-te	10	2	0	2	0.0-0	0.0-0	0	0	0	0	0	0	0
TEAM	7	2	0	2	2.0-4	0.0-0	0	0	0	0	0	0	0
Nate Starks-rb	9	2	0	2	0.0-0	0.0-0	0	0	0	0	0	0	0
Jordan Lasley-wr	11	2	0	2	0.0-0	0.0-0	0	0	0	0	0	0	0
Giovanni Gentosi-te	8	0	1	1	0.0-0	0.0-0	0	0	0	0	0	0	0
Kenneth Walker-wr	11	1	0	1	0.0-0	0.0-0	0	0	0	0	0	0	0
Mike Fafaul-qb	11	1	0	1	0.0-0	0.0-0	0	0	0	0	0	0	0
JJ Molson-k	12	1	0	1	0.0-0	0.0-0	0	0	0	0	0	0	0
Adam Searl-p	3	1	0	1	0.0-0	0.0-0	0	0	0	0	0	0	0
Colin Samuel-db	2	1	0	1	0.0-0	0.0-0	0	0	0	0	0	0	0
Dylan Luther-db	8	1	0	1	0.0-0	0.0-0	0	0	0	0	0	0	0
Najee Toran-ol	11	1	0	1	0.0-0	0.0-0	0	0	0	0	0	0	0
Austin Kent-p	8	1	0	1	0.0-0	0.0-0	0	0	0	0	0	0	0
Scott Quessenberry-ol	12	1	0	1	0.0-0	0.0-0	0	0	0	0	0	0	0
Josh Wariboko-Alali-ol	7	1	0	1	0.0-0	0.0-0	0	0	0	0	0	0	0
Soso Jamabo-rb	11	1	0	1	0.0-0	0.0-0	0	0	0	0	0	0	0
Total	12	581	307	888	65.0-210	25.0-129	15-205	61	6	8	9	3	0
Opponents	12	513	191	704	70.0-271	24.0-174	16-188	66	12	9	10	2	0



Randall Goforth



Jayon Brown

2016 GAME-BY-GAME TEAM STATISTICS

Game	UCLA Offense			UCLA Defense		
	Rushing TC-YDS-TD-LG	Passing PC-PA-I-YDS-TD-LG	Total Offense Plays-YDS-TD	Rushing TC-YDS-TD-LG	Passing PC-PA-I-YDS-TD-LG	Total Offense Plays-YDS-TD
at Texas A&M	40-125-1-32	26-47-3-343-1-62	87-468-2	41-203-3-42	22-42-1-239-1-40	83-442-4
UNLV	40-219-5-31	24-39-0-280-1-29	79-499-6	35-175-2-37	11-28-2-153-1-31	63-328-3
at BYU	34-50-0-15	26-40-1-307-2-35	74-357-2	25-23-1-11	26-49-1-250-1-39	74-273-2
Stanford	33-77-0-23	18-27-0-248-1-29	60-325-1	37-207-0-30	14-28-1-143-1-23	65-350-1
Arizona	32-125-3-29	20-37-0-350-3-62	69-475-6	49-242-0-30	13-31-0-145-3-34	80-387-3
at Arizona State	23-(-1)-0-11	27-54-3-444-2-66	77-443-2	34-79-1-17	20-39-2-196-1-30	73-275-2
at Wash. State	25-43-0-12	24-40-2-258-3-30	65-301-3	35-95-3-19	28-48-1-261-0-24	83-356-3
Utah	16-46-1-15	40-70-4-464-5-75	87-510-6	49-360-5-64	12-24-1-179-0-43	73-539-5
at Colorado	30-25-0-11	15-29-1-185-1-47	59-210-1	52-144-1-10	20-33-3-160-0-18	85-304-1
Oregon State	29-163-3-23	25-48-1-281-0-48	77-444-3	35-83-2-18	21-33-1-224-1-38	68-307-2
USC	19-55-0-11	16-32-0-211-2-56	51-266-2	58-260-2-60	25-36-2-267-2-31	95-527-4
at Cal	24-84-0-17	12-30-1-176-1-35	54-260-1	54-195-1-15	32-48-0-301-2-33	102-496-3



2016 GAME-BY-GAME PASSING

Game	Rosen	Faulstich
	PA-PC-I-Yds-TD	PA-PC-I-Yds-TD
at Texas A&M	46-26-3-343-1	0-0-0-0-0
UNLV	38-23-0-267-1	1-1-0-13-0
at BYU	40-26-1-307-2	0-0-0-0-0
Stanford	27-18-0-248-1	0-0-0-0-0
Arizona	37-20-0-350-3	0-0-0-0-0
at Arizona State	43-24-1-400-2	11-3-2-44-0
at Wash. State	dnp	40-24-2-258-3
Utah	dnp	70-40-4-464-5
at Colorado	dnp	29-15-1-185-1
Oregon State	dnp	47-25-1-281-0
USC	dnp	31-15-0-181-2
at Cal	dnp	30-12-1-176-1



Josh Rosen

2016 GAME-BY-GAME RUSHING

Game	Jamabo	Olorunfunmi	J. Starks	N. Starks	Rosen	Stephens
	TC-Yds-TD	TC-Yds-TD	TC-Yds-TD	TC-Yds-TD	TC-Yds-TD	TC-Yds-TD
at Texas A&M	23-91-0	7-48-1	dnp	dnp	8-(-18)-0	0-0-0
UNLV	11-90-3	7-20-1	7-28-0	dnp	3-3-1	11-71-0
at BYU	dnp	8-15-0	2-1-0	15-39-0	1-(-8)-0	5-4-0
Stanford	7-17-0	11-51-0	dnp	10-24-0	4-(-19)-0	dnp
Arizona	6-(-12)-0	3-9-0	dnp	17-80-1	2-1-1	dnp
at Arizona State	3-9-0	dnp	dnp	14-31-0	4-(-31)-0	0-0-0
at Wash. State	2-12-0	10-22-0	dnp	10-7-0	dnp	dnp
Utah	1-(-1)-0	9-24-1	dnp	dnp	dnp	dnp
at Colorado	23-66-0	0-0-0	dnp	1-0-0	dnp	dnp
Oregon State	3-36-0	8-65-1	10-24-2	4-16-0	dnp	2-18-0
USC	2-5-0	5-20-0	6-20-0	3-11-0	dnp	0-0-0
at Cal	1-8-0	3-6-0	1-4-0	11-73-0	dnp	1-2-0

2016 GAME-BY-GAME RECEIVING

Game	Adams	Andrews	Howard	Iese	Jamabo	M. Johnson	Lasley
	PC-Yds-TD	PC-Yds-TD	PC-Yds-TD	PC-Yds-TD	PC-Yds-TD	PC-Yds-TD	PC-Yds-TD
at Texas A&M	1-10-0	3-41-0	dnp	0-0-0	5-41-0	0-0-0	1-11-0
UNLV	4-41-0	3-28-0	1-15-0	1-10-0	1-22-0	1-29-1	3-61-0
at BYU	2-32-0	4-91-1	0-0-0	2-34-0	dnp	2-26-0	4-21-0
Stanford	2-24-0	2-33-0	0-0-0	5-89-1	1-4-0	0-0-0	2-16-0
Arizona	2-11-0	9-108-0	1-19-1	1-16-0	1-33-0	0-0-0	dnp
at Arizona State	dnp	4-22-0	2-12-0	4-60-1	4-85-0	dnp	4-76-1
at Wash. State	2-15-0	8-116-2	dnp	2-12-0	0-0-0	dnp	4-46-1
Utah	5-29-0	4-46-0	1-4-0	8-146-2	1-5-0	0-0-0	7-117-1
at Colorado	1-12-0	6-88-1	dnp	0-0-0	2-6-0	0-0-0	4-22-0
Oregon State	0-0-0	6-74-0	5-30-0	2-29-0	1-1-0	0-0-0	5-105-0
USC	0-0-0	6-62-0	1-9-0	dnp	0-0-0	0-0-0	2-63-2
at Cal	1-4-0	0-0-0	1-(-1)-0	0-0-0	0-0-0	0-0-0	5-82-0

Game	Massington	Olorunfunmi	Roberts	N. Starks	Walker	Van Dyke	C. Wilson
	PC-Yds-TD	PC-Yds-TD	PC-Yds-TD	PC-Yds-TD	PC-Yds-TD	PC-Yds-TD	PC-Yds-TD
at Texas A&M	4-47-0	2-21-0	5-61-0	dnp	6-115-1	0-0-0	1-17-0
UNLV	3-29-0	0-0-0	0-0-0	dnp	1-7-0	1-5-0	0-0-0
at BYU	2-27-0	0-0-0	1-5-0	0-0-0	2-25-0	1-7-0	1-5-0
Stanford	2-8-0	0-0-0	1-7-0	0-0-0	2-38-0	0-0-0	1-29-0
Arizona	1-37-0	0-0-0	0-0-0	0-0-0	4-114-2	0-0-0	1-12-0
at Arizona State	3-58-0	0-0-0	3-106-0	0-0-0	3-25-0	0-0-0	0-0-0
at Wash. State	2-27-0	0-0-0	1-2-0	0-0-0	2-20-0	0-0-0	0-0-0
Utah	3-52-0	0-0-0	1-13-1	0-0-0	1-14-0	1-7-0	2-11-0
at Colorado	0-0-0	1-6-0	2-57-0	1-19-0	dnp	0-0-0	0-0-0
Oregon State	dnp	0-0-0	0-0-0	0-0-0	0-0-0	0-0-0	3-25-0
USC	dnp	0-0-0	1-10-0	0-0-0	0-0-0	0-0-0	4-38-0
at Cal	dnp	0-0-0	0-0-0	0-0-0	1-7-1	0-0-0	3-83-0

2016 IN REVIEW

2016 GAME-BY-GAME DEFENSE

Game	Ankou	Barnes	J. Brown	B. Burton	Dickerson	Goforth	Goodman
	UT-AT-TT	PT-AT-TT	PT-AT-TT	PT-AT-TT	PT-AT-TT	PT-AT-TT	PT-AT-TT
at Texas A&M	2-4-6	dnp	7-0-7	1-0-1	3-2-5	3-0-3	5-3-8
UNLV	3-5-8	0-1-1	5-2-7	0-0-0	2-1-3	1-3-4	3-1-4
at BYU	1-0-1	0-0-0	7-2-9	2-0-2	0-1-1	dnp	2-0-2
Stanford	1-0-1	0-0-0	6-4-10	dnp	0-0-0	0-1-1	2-0-2
Arizona	dnp	0-0-0	7-4-11	dnp	2-0-2	6-1-7	0-0-0
at Arizona State	dnp	0-0-0	7-2-9	0-0-0	0-4-4	3-0-3	3-1-4
at Wash. State	1-1-2	0-0-0	4-6-10	0-0-0	2-5-7	4-2-6	1-1-2
Utah	3-1-4	0-0-0	4-5-9	0-0-0	1-1-2	4-3-7	0-0-0
at Colorado	4-1-5	0-0-0	13-6-19	0-0-0	0-0-0	7-1-8	0-1-1
Oregon State	0-2-2	1-0-1	4-2-6	0-0-0	1-1-2	4-0-4	0-0-0
USC	5-0-5	0-0-0	5-3-8	0-0-0	1-3-4	8-0-8	1-0-1
at Cal	0-4-0	1-0-1	2-12-14	dnp	1-3-4	4-3-7	3-2-5

Game	Holiday	Hollins	J. Johnson	Judge	Lockett	Lucier-South	McKinley
	UT-AT-TT	PT-AT-TT	PT-AT-TT	PT-AT-TT	PT-AT-TT	PT-AT-TT	PT-AT-TT-TFL-SK
at Texas A&M	0-0-0	dnp	0-0-0	0-1-1	dnp	1-0-1	2-2-4-1.0-0.0
UNLV	0-0-0	dnp	1-0-1	dnp	0-0-0	0-0-0	dnp
at BYU	dnp	0-0-0	dnp	2-1-3	0-0-0	0-1-1	5-0-5-1.0-1.0
Stanford	dnp	0-0-0	0-0-0	3-1-4	0-0-0	0-0-0	3-0-3-2.0-1.0
Arizona	dnp	0-0-0	0-1-1	1-1-2	3-0-3	0-0-0	5-0-5-2.0-1.0
at Arizona State	dnp	0-1-1	dnp	3-0-3	1-0-1	1-0-1	4-0-4-2.0-0.0
at Washington State	dnp	0-0-0	1-0-1	1-0-1	0-0-0	1-0-1	3-3-6-1.0-1.0
Utah	0-0-0	2-0-2	1-0-1	1-1-2	2-0-2	0-0-0	6-0-6-5.0-3.0
at Colorado	0-0-0	0-0-0	dnp	1-1-2	0-0-0	0-0-0	7-0-7-2.0-2.0
Oregon State	1-0-1	2-0-2	dnp	dnp	0-0-0	0-0-0	6-0-6-2.0-1.0
USC	1-0-1	0-0-0	1-0-1	1-1-2	0-0-0	0-0-0	3-1-4-0.0-0.0
at Cal	2-0-2	0-0-0	1-0-1	0-0-0	0-0-0	1-1-2	6-5-11-0.0-0.0

Game	Meadors	Moreau	Pickett	Rios	Savaiinaea	Spencer	Tagaloa	Terry
	UT-AT-TT	PT-AT-TT	PT-AT-TT	PT-AT-TT	PT-AT-TT	PT-AT-TT	PT-AT-TT	PT-AT-TT
at Texas A&M	2-0-2	0-0-0	2-1-3	0-0-0	1-2-3	1-2-3	1-2-3	0-0-0
UNLV	2-1-3	2-1-3	2-0-2	2-0-2	3-0-3	1-0-1	0-3-3	0-0-0
at BYU	4-0-4	3-2-5	4-1-5	0-0-0	0-0-0	0-1-1	dnp	0-0-0
Stanford	3-1-4	1-1-2	4-0-4	0-0-0	0-1-1	0-0-0	0-1-1	0-0-0
Arizona	1-1-2	1-1-2	2-1-3	1-0-1	1-0-1	0-0-0	1-1-2	2-0-2
at Arizona State	dnp	2-0-2	2-0-2	1-1-2	0-0-0	dnp	0-0-0	0-0-0
at Washington State	dnp	3-2-5	3-0-3	2-0-2	dnp	1-2-3	0-0-0	dnp
Utah	dnp	3-0-3	1-0-1	1-0-1	0-1-1	0-0-0	0-0-0	dnp
at Colorado	4-0-4	1-0-1	5-1-6	1-0-1	0-0-0	1-0-1	1-1-2	1-0-1
Oregon State	3-0-3	5-1-6	2-0-2	1-0-1	dnp	0-0-0	1-0-1	0-0-0
USC	6-4-10	3-0-3	2-0-2	2-1-3	dnp	0-0-0	1-0-1	dnp
at Cal	3-0-3	0-0-0	7-2-9	3-2-5	dnp	1-1-2	3-2-5	dnp

Game	Lok. Toailoa	Tuioti-Mariner	Vanderdoes	Wade	Wadood	Woods	Young
	UT-AT-TT	PT-AT-TT	PT-AT-TT	PT-AT-TT	PT-AT-TT	PT-AT-TT	PT-AT-TT
at Texas A&M	0-0-0	0-4-4	2-3-5	0-0-0	3-3-6	0-0-0	1-6-7
UNLV	2-0-2	2-1-3	0-1-1	0-0-0	dnp	3-1-4	5-2-7
at BYU	0-0-0	1-1-2	2-0-2	2-0-2	1-0-1	0-0-0	5-2-7
Stanford	0-1-1	5-0-5	0-0-0	0-1-1	5-5-10	2-1-3	4-2-6
Arizona	0-0-0	5-0-5	2-2-4	0-0-0	3-1-4	0-1-1	8-4-12
at Arizona State	1-0-1	2-0-2	1-1-2	2-0-2	3-0-3	0-1-1	5-1-6
at Washington State	0-1-1	3-0-3	1-3-4	0-0-0	3-2-5	0-0-0	3-3-6
Utah	0-0-0	0-0-0	0-1-1	4-1-5	10-5-15	3-0-3	5-3-8
at Colorado	0-0-0	4-0-4	1-0-1	1-1-2	7-1-8	3-1-4	6-1-7
Oregon State	0-0-0	2-0-2	1-0-1	1-0-1	5-1-6	3-1-4	4-2-6
USC	dnp	6-1-7	5-0-5	1-1-2	7-1-8	3-1-4	6-3-9
at Cal	dnp	3-2-5	0-1-1	1-5-6	4-6-10	0-2-2	5-4-9

2016 GAME-BY-GAME STARTERS

OFFENSE

OPPONENT	REC	OT	OG	C	OG	OT	REC/FB	QB	TE	RB	REC
at TAMU	Massington	McDermott	Lacy	Quessenberry	Moala	Miller	Roberts(TE)	Rosen	Iese	Jamabo	Walker
UNLV	Massington	McDermott	Lacy	Quessenberry	Toran	Miller	Roberts(TE)	Rosen	Iese	Jamabo	Walker
at BYU	Massington	McDermott	Lacy	Quessenberry	Toran	Miller	Griffin(FB)	Rosen	Iese	N. Starks	Walker
Stanford	Gentosi(TE)	McDermott	Lacy	Quessenberry	Toran	Miller	Roberts(TE)	Rosen	Iese	Jamabo	Walker
Arizona	Massington	McDermott	Lacy	Quessenberry	Toran	Miller	Adams(WR)	Rosen	Iese	N. Starks	Walker
at ASU	Howard	McDermott	Lacy	Quessenberry	Toran	James		Rosen	Iese	N. Starks	Walker
at Wash. St.	Massington	McDermott	Wariboko-Alali	Quessenberry	Toran	James		Fafaul	Iese	N. Starks	Walker
Utah	Massington	McDermott	Lacy	Quessenberry	Toran	James		Fafaul	Iese	Olorunfunmi	Andrews
at Colorado	Massington	McDermott	Lacy	Quessenberry	Toran	James		Fafaul	Iese	Jamabo	Andrews
Oregon St.	Lasley	McDermott	Lacy	Quessenberry	Toran	James		Fafaul	Iese	Jamabo	Walker
USC	Lasley	McDermott	Moala	Quessenberry	Toran	James		Fafaul	C. Wilson	Olorunfunmi	Walker
at Cal	Lasley	McDermott	Wariboko-Alali	Quessenberry	Moala	James		Fafaul	Iese	Olorunfunmi	Walker

DEFENSE

OPPONENT	DL	DL	DL	DL	LB	LB	LB	DB	DB	DB	DB
at TAMU	McKinley	Ankou	Vanderdoes	Dickerson	Brown	Young	Goodman(DB)	Moreau	Wadood	Goforth	Meadors
UNLV	Tuioti-Mariner	Ankou	Vanderdoes	Dickerson	Brown	Young	Woods	Moreau	Pickett	Goforth	Meadors
at BYU	McKinley	Ankou	Vanderdoes	Tuioti-Mariner	Brown	Young	Judge	Moreau	Wadood	Pickett	Meadors
Stanford	McKinley	Ankou	Vanderdoes	Dickerson	Brown	Young	Judge	Moreau	Wadood	Goforth	Meadors
Arizona	McKinley	Tuioti-Mariner	Vanderdoes	Dickerson	Brown	Young	Pickett(DB)	Moreau	Wadood	Goforth	Meadors
at ASU	McKinley	Tuioti-Mariner	Vanderdoes	Dickerson	Brown	Young	Woods	Moreau	Wadood	Goodman	Goforth
at Wash. St.	McKinley	Tuioti-Mariner	Vanderdoes	Dickerson	Brown	Young	Rios(DB)	Moreau	Wadood	Pickett	Goforth
Utah	McKinley	Tuioti-Mariner	Vanderdoes	Dickerson	Brown	Young	Woods	Moreau	Wadood	Goforth	J. Johnson
at Colorado	McKinley	Ankou	Vanderdoes	Tuioti-Mariner	Brown	Young	Pickett(DB)	Moreau	Wadood	Goforth	Meadors
Oregon St.	McKinley	Ankou	Vanderdoes	Tuioti-Mariner	Brown	Young	Woods	Moreau	Wadood	Goforth	Meadors
USC	McKinley	Ankou	Vanderdoes	Tuioti-Mariner	Brown	Young	Woods	Moreau	Wadood	Goforth	Meadors
at Cal	McKinley	Ankou	Vanderdoes	Dickerson	Brown	Young	Woods	Moreau	Wadood	Goforth	Rios

2016 INDIVIDUAL HONORS

**WR DARREN ANDREWS**

All-Conference - 2nd team (Phil Steele), Honorable Mention (Coaches)

**LB JAYON BROWN**

All-Conference - 1st team (Coaches, Phil Steele)  
All-America - 4th team (Phil Steele)

**QB MIKE FAFAUL**

UCLA Nominee - Burlsworth Trophy

**DB RANDALL GOFORTH**

All-Conference - 2nd team (Phil Steele), Honorable Mention (Coaches)

**TE NATE IESE**

All-Conference - 2nd team (Coaches, Phil Steele)

**DB DYLAN LUTHER**

Academic All-Conference - 2nd team

**OL CONOR McDERMOTT**

All-Conference - 2nd team (Coaches, Phil Steele)

**DL TAKKARIST MCKINLEY**

All-America - 3rd team (Phil Steele)  
All-Conference - 1st team (Coaches, Phil Steele)

**DB FABIAN MOREAU**

All-Conference - Honorable Mention (Coaches)

**\*OL SCOTT QUESSENBERRY**

All-Conference - 1st team (Coaches, Phil Steele)

**QB JOSH ROSEN**

Academic All-Conference - Honorable Mention

**DL THOMAS SCHWAB**

2017 UCLA Scholar-Athlete of the Year  
2017 UCLA All-Academic Team

**DL EDDIE VANDERDOES**

All-Conference - Honorable Mention (Coaches)

**DB JALEEL WADOOD**

All-Conference - Honorable Mention (Coaches)

**LB JOSH WOODS**

Academic All-Conference - Honorable Mention

**LB KENNY YOUNG**

All-Conference - 2nd team (Coaches, Phil Steele)  
2017 Academic and Student Services Success Award



Kenny Young (42) and Jaleel Wadood (2)

2016 PAC-12 CONFERENCE FINAL STANDINGS

	Pac-12 Games					All Games				
	W	L	Pct.	Pts.	Opp.	W	L	Pct	Pts.	Opp.
<b>NORTH</b>										
Washington	8	1	.889	389	184	12	2	.857	585	248
Washington State	7	2	.778	358	244	8	5	.615	496	343
Stanford	6	3	.667	233	202	10	3	.769	342	265
California	3	6	.333	304	392	5	7	.417	445	511
Oregon State	3	6	.333	230	291	4	8	.333	314	366
Oregon	2	7	.222	296	408	4	8	.333	425	497
<b>SOUTH</b>										
Colorado	8	1	.889	289	166	10	4	.714	435	266
USC	7	2	.778	299	180	10	3	.769	447	315
Utah	5	4	.556	284	251	9	4	.692	388	311
Arizona State	2	7	.222	256	382	5	7	.417	400	478
UCLA	2	7	.222	216	264	4	8	.333	299	330
Arizona	1	8	.111	203	393	3	9	.250	297	460

2016 ALL-PAC-12 CONFERENCE HONORS



**OFFENSE**

**First Team**

QB - Jake Browning, So., Washington  
 RB - Myles Gaskin, So., Washington  
 RB - Christian McCaffrey, Jr., Stanford  
 WR - Gabe Marks, Sr., Washington St.  
 WR - John Ross, Jr., Washington  
 TE - Pharaoh Brown, Sr., Oregon  
 OL - Trey Adams, So., Washington  
 OL - Zach Banner, Sr., USC  
 OL - Garrett Boles, Jr., Utah  
 OL - Jake Eldrenkamp, Sr., Washington  
**OL - Scott Quessenberry, Jr., UCLA**  
 OL - Chad Wheeler, Sr., USC

**Second Team**

QB - Luke Falk, Jr., Washington St.  
 RB - Ronald Jones II, So., USC  
 RB - Phillip Lindsay, Jr., Colorado  
 WR - Chad Hansen, Jr., California  
 WR - JuJu Smith-Schuster, Jr., USC  
**TE - Nate Iese, Sr., UCLA**  
 OL - Isaac Asiata, Sr., Utah  
 OL - Sean Harlow, Sr., Oregon St.  
 OL - Jeromy Irwin, Jr., Colorado  
 OL - Damien Mama, Jr., USC  
**OL - Conor McDermott, Sr., UCLA**  
 OL - Coleman Shelton, Jr., Washington

**DEFENSE**

**First Team**

DL - Hunter Dimick, Sr., Utah  
**DL - Takkarist McKinley, Sr., UCLA**  
 DL - Elijah Qualls, Jr., Washington  
 DL - Solomon Thomas, Jr., Stanford  
 LB - Jayon Brown, Sr., UCLA  
 LB - Jimmie Gilbert, Sr., Colorado  
 LB - Azeem Victor, Jr., Washington  
 DB - Budda Baker, Jr., Washington  
 DB - Adoree' Jackson, Jr., USC  
 DB - Sidney Jones, Jr., Washington  
 DB - Marcus Williams, So., Utah  
 DB - Shalom Luani, Sr., Washington St.

**Second Team**

DL - Hercules Mata'afa, So., Washington St.  
 DL - Stevie Tu'ikolovatu, Sr., USC  
 DL - Vita Vea, So., Washington  
 DL - JoJo Wicker, So., Arizona St.  
 LB - Keishawn Bierra, Jr., Washington  
 LB - Koron Crump, Jr., Arizona St.  
 LB - Cameron Smith, So., USC  
**LB - Kenny Young, Jr., UCLA**  
 DB - Chidobe Awuzie, Sr., Colorado  
 DB - Tedric Thompson, Sr., Colorado  
 DB - Marcus Williams, Jr., Utah  
 DB - Ahkello Witherspoon, Sr., Colorado

**SPECIAL TEAMS**

**First Team**

PK - Zane Gonzalez, Sr., Arizona State  
 P - Mitch Wishnowsky, So., Utah  
 RS - Adoree' Jackson, Jr., USC  
 AP/ST - Ryan Moeller, Jr., Colorado

**Second Team**

PK - Andy Phillips, Sr., Utah  
 P - Matt Haack, Sr., Arizona State  
 RS - Dante Pettis, Jr., Washington  
 AP/ST - Tony Brooks-James, So., Oregon

**HONORABLE MENTION**

UCLA: WR Darren Andrews, DB Randall Goforth, DB Fabian Moreau, DL Eddie Vanderdoes, DB Jaleel Wadood

**ADDITIONAL HONORS**

Offensive Player of the Year: Jake Browning, So., QB, Washington  
 Pat Tillman Defensive Player of the Year: Adoree' Jackson, Jr., DB, USC  
 Freshman Offensive Player of the Year: Sam Darnold, QB, USC  
 Defensive Freshman of the Year: Taylor Rapp, DB, Washington  
 Coach of the Year: Mike MacIntyre, Colorado  
 Scholar-Athlete of the Year: Jake Eldrenkamp, Washington



Takkarist McKinley



Scott Quessenberry



Kenny Young

**GAME 1**

**#16 UCLA at Texas A&M - Sept. 3, 2016**

Scoring  
 UCLA 3 6 0 15 0 --24  
 Texas A&M 0 10 14 0 7 --31  
 Weather: Fair Skies (88°) / Attn.: 100,443

**First Quarter**

11:38 UCLA - Molson, JJ 38 yd field goal, 4-22 2:12

**Second Quarter**

11:33 UCLA - Molson 20 yd field goal, 12-93 4:46  
 7:26 TAM - Ford, Keith 7 yd run (Daniel LaCamera kick), 11-70 4:07  
 4:56 UCLA - Molson 23 yd field goal, 7-69 2:30  
 2:55 TAM - LaCamera 23 yd field goal, 7-62 2:01

**Third Quarter**

9:08 TAM - Knight, Trevor 1 yd run (LaCamera kick), 11-87 4:10  
 3:53 TAM - Reynolds, Josh 40 yd pass from Knight (LaCamera kick), 5-74 2:23

**Fourth Quarter**

4:19 UCLA - Olorunfunmi, Bolu 9 yd run (Molson kick), 7-64 2:59  
 2:39 UCLA - Walker, Kenneth 62 yd pass from Rosen, Josh (Roberts, Austin pass from Rosen), 3-77 1:03

**Overtime**

TAM - Knight 1 yd run (LaCamera kick), 8-25 0:00

UCLA		TAMU
28	First Downs	23
40/125	Carries/Net Yards Rushing	41/203
343	Net Yards Passing	239
26/47/3	Pass Comp/Att/Int	22/42/1
87/468	Total Plays/Total Yards	83/442
2/0	Fumbles/Fumbles Lost	1/1
4/17	Penalties	6/67
33:18	Time of Possession	26:42
5/18	Third Down Conversion/ Att	4/15
0/0	Sacks/Yds	5/39
4/6	Red Zone	4/5

**Top Individuals**

Rushing - Jamabo (U) 23-91, Olorunfunmi (U) 7-48, Adams (U) 2-4, Rosen 8-(-18); Williams (T) 15-94, Ford (T) 14-65; Receiving - Walker (U) 5-115, Roberts (U) 5-61, Jamabo (U) 5-41, Massington (U) 4-47, Andrews (U) 3-41; Kirk (T) 8-58, Reynolds (T) 4-78; Passing - Rosen (U) 26-46-3-343-1; Knight (T) 22-42-1-239-1; Tackles - Goodman (U) 8, Brown (U) 7, Young (U) 7; Interceptions - Pickett (U); Evans (T)-2, Willis (T).



COLLEGE STATION, Texas (AP) -- Trevor Knight threw for 239 yards and a touchdown and ran for two more scores, including one in overtime to lead Texas A&M to a 31-24 victory over No. 16 UCLA on Saturday.

The Aggies had a fourth-and-1 from the 1 in overtime when Knight ran into the end zone for the score in thYe season opener for both teams.

Texas A&M sealed the victory when Justin Evans knocked down Josh Rosen's pass at the goal line on fourth down.

Rosen threw three interceptions in the game while working under heavy pressure from a defense led by the NFL's top draft pick Myles Garrett.

The Aggies looked to have this one wrapped up when they led by 15 in the fourth quarter after scoring two third-quarter touchdowns.

But UCLA's offense got going, scoring twice in two minutes with the second one coming on a 62-yard pass by Rosen to Kenneth Walker to cut it to 2. A 2-point conversion pass from Rosen to Austin Roberts after that TD tied it with 2:39 remaining.

The Bruins were driving again after a third straight punt by A&M when Evans intercepted Rosen's pass for the second time to give A&M a chance to win it in regulation.

But Knight's pass was knocked down in the end zone to send the game into overtime.

**GAME 2**

**UNLV at UCLA - Sept. 10, 2016**

Scoring  
 UNLV 7 7 7 0 --21  
 UCLA 7 21 0 14 --42  
 Weather: Light Haze (84°) / Attn.: 63,712

**First Quarter**

8:21 UCLA - Jamabo, Soso 3 yd run (Molson, JJ kick), 14-71 5:40

2:15 LV - Thomas, Lexington 12 yd run (Pantels, Evan kick), 12-70 5:59

**Second Quarter**

12:45 UCLA - Jamabo 23 yd run (Molson kick), 9-66 4:16  
 8:04 UCLA - Johnson, Mossi 29 yd pass from Rosen, Josh (Molson kick), 7-75 3:12

3:49 - UCLA - Jamabo, Soso 7 yd run (Molson kick), 6-21 2:52

0:37 LV - Stevenson, Mekhi 14 yd pass from Stanton, Johnny (Pantels kick), 10-76 3:07

**Third Quarter**

5:13 LV - Stanton 11 yd run (Pantels kick), 11-60 4:52

**Fourth Quarter**

11:39 UCLA - Olorunfunmi, Bolu 1 yd run (Molson kick), 10-73 3:00

4:54 UCLA - Rosen, 1 yd run (Strauch, Andrew kick), 13-88 5:43

UCLA		UNLV
30	First Downs	18
40/219	Carries/Net Yards Rushing	35/175
280	Net Yards Passing	328
24/39/0	Pass Comp/Att/Int	11/28/2
79/499	Total Plays/Total Yards	63/328
1/1	Fumbles/Fumbles Lost	0/0
9/74	Penalties	7/70
33:38	Time of Possession	26:22
8/13	Third Down Conversion/ Att	8/15
1/8	Sacks/Yds	1/8
5/6	Red Zone	3/3

**Top Individuals**

Rushing - Jamabo (U) 11-90, Stephens (U) 11-71, Starks, J. (U) 7-28, Olorunfunmi (U) 7-20, Adams (U) 1-7, Rosen 3-3; Thomas (LV) 19-112, Stanton (LV) 10-46; Receiving - Adams (U) 4-41, Lasley (U) 3-61, Massington (U) 3-29, Andrews (U) 3-28, Tava (U) 2-16, Johnson, M. (U) 1-29, Jamabo (U) 1-22; Boyd (LV) 5-84, Woods, Jr. (LV) 3-30; Passing - Rosen (U) 23-38-0-267-1, Fafaul (U) 1-1-0-13-0; Stanton (LV) 11-28-2-153-1; Tackles - Ankou (U) 8, Brown (U) 7, Young (U) 7; Interceptions - Goforth (U)-2.



PASADENA, Calif. (AP)- Josh Rosen threw for 267 yards and Soso Jamabo rushed for three touchdowns as UCLA defeated UNLV at the Rose Bowl.

The Bruins scored a pair of fourth quarter touchdowns to secure a 21-point lead after UNLV had reduced UCLA's cushion to seven, 28-21, midway through the third quarter.

Rosen completed 23 of 38 passes, threw one touchdown pass and added a score on the ground.

The Bruins totaled 219 yards on the ground. Jamabo registered 90 yards on 11 carries, as all three of his touchdown runs came in the first half. Brandon Stephens finished with 71 yards on 11 attempts.

UCLA never trailed and led by as many as 21 points late in the second quarter. UCLA secured a 28-7 lead with 3:49 to play before half on a 7-yard carry by Jamabo.

UNLV responded with a touchdown in the final minute of the second quarter, cutting UCLA's halftime advantage to 28-14. The Rebels further reduced the Bruins' advantage to 28-21 with 5:13 left in the third after Stanton's 11-yard touchdown carry.

UCLA's Bolu Olorunfunmi helped the Bruins push their lead back to 14 points, 35-21, with a one-yard carry at the 11:39 mark in the fourth quarter. UCLA moved its margin back to 21 points, as Rosen kept the ball for a one-yard touchdown carry with 5:57 to play to cap the Bruins' 88-yard, 13-play drive.

**GAME 3**

**UCLA at BYU - Sept. 17, 2016**

Scoring  
 UCLA 0 10 7 0 --17  
 BYU 0 0 7 7 --14  
 Weather: Partly Cloudy (65°) / Attn.: 62,904

**First Quarter**

no scoring

**Second Quarter**

12:50 UCLA - Griffin, Cameron 6 yd pass from Rosen, Josh (Molson, JJ kick), 12-80 5:41

6:57 UCLA - Molson 24 yd field goal, 6-32 1:54

**Third Quarter**

7:24 UCLA - Andrews 33 yd pass from Rosen (Molson kick), 10-76 4:16

3:07 BYU - Williams, Jamaal 1 yd run (Almond, Rhett kick), 10-75 4:17

**Fourth Quarter**

0:37 BYU - Kurtz, Nick 23 yd pass from Hill, Taysom (Almond kick), 9-91 1:39

UCLA		BYU
18	First Downs	19
34/50	Carries/Net Yards Rushing	25/23
307	Net Yards Passing	250
26/40/1	Pass Comp/Att/Int	26/49/1
74/357	Total Plays/Total Yards	74/273
1/0	Fumbles/Fumbles Lost	1/0
5/49	Penalties	2/15
32:02	Time of Possession	27:58
6/17	Third Down Conversion/ Att	7/18
4/26	Sacks/Yds	1/8
2/2	Red Zone	1/1

**Top Individuals**

Rushing - N. Starks (U) 15-39, Olorunfunmi (U) 8-15, Stephens (U) 5-4, Starks, J. (U) 2-1, Rosen 1-(-8); Williams (B) 14-28; Receiving - Andrews (U) 4-91, Lasley (U) 4-21, N. Starks (U) 3-16, Iese (U) 2-34, Adams (U) 2-32, Massington (U) 2-27, M. Johnson (U) 2-26, Walker (U) 2-25, Griffin (U) 2-18; Kurtz (B) 8-83, Laulu-Pututau (B) 6-51; Passing - Rosen (U) 26-40-1-307-2; Hill (B) 26-48-1-250-1; Tackles - Brown (U) 9, Young (U) 7; Interceptions - Pickett (U), Warner (B).



PROVO, Utah (AP)- Josh Rosen threw for 307 yards and two touchdowns as UCLA defeated BYU 17-14 on Saturday night.

Defenses controlled most of the night as UCLA was able to hold BYU to 273 total yards, including just 23 on the ground (fewest since 2008 against Arizona State). The Cougars were held to negative rushing yards until late in the third quarter and 91 of those offensive yards came on their final possession.

Rosen, who registered his eighth career 300-yard passing day, completed a handful of big throws, including a 33-yard touchdown to Darren Andrews and a short scoring toss to fullback Cameron Griffin which opened the scoring. Andrews finished with four catches for 91 yards. Jordan Lasley was also on the receiving end of four of Rosen's tosses for a total of 21 yards.

BYU quarterback Taysom Hill finished with 250 passing yards, one touchdown, one interception and was sacked four times (Jayon Brown, Kenny Young, Takkarist McKinley, Rick Wade).

UCLA held Cougar running back Jamaal Williams to 28 yards and shut down the mobile Hill. The Bruins also blanketed the Cougar receivers, giving Hill few options in the passing game.

Nate Starks made his first start of the season and finished with 39 yards rushing on a career-high 15 carries.

The win marked the 28th straight victory overall for the Bruins in a game in which they have held the opponent to less than 20 points and the 47th straight such victory during the regular season. UCLA owns a 14-2 record in the month of September under Coach Mora.

**GAME 4**

**#7 Stanford at UCLA - Sept. 24, 2016**

Scoring  
 Stanford 3 0 3 16 --22  
 UCLA 7 3 0 3 --13  
 Weather: Light Haze (88%) / Attn.: 70,833

**First Quarter**

9:05 Stan - Ukropina, Conrad 37 yd field goal, 10-50 5:51  
 0:18 UCLA - Iese, Nate 10 yd pass from Rosen, Josh (Molson, JJ kick), 6-26 3:03

**Second Quarter**

2:01 UCLA - Molson 27 yd field goal, 13-70 5:02

**Third Quarter**

3:10 Stan - Ukropina 37 field goal, 7-50 2:56

**Fourth Quarter**

10:55 Stan - Ukropina 44 field goal, 9-31 4:33  
 6:32 UCLA - Molson 35 field goal, 9-57 4:23  
 0:24 Stan - Arcega-Whiteside, JJ 8 yd pass from Burns, Ryan (Ukropina kick), 10-70 1:41  
 0:00 Stan - Thomas, Solomon 42 yd fumble recovery (no kick)

UCLA	Stanford
16	20
33/77	37/207
248	143
18/27/0	14/28/1
60/325	65/350
2/1	1/1
5/45	6/35
27:25	32:35
7/15	6/13
2/10	3/21
3/3	3/3

**Top Individuals**

Rushing - Olorunfunmi (U) 11-51, Starks, N. (U) 10-24, Jama-bo (U) 7-17, Rosen 4(-19); McCaffrey (S) 26-138, Love (S) 5-51; Receiving - Iese (U) 5-89, Walker (U) 2-38, Andrews (U) 2-33, Adams (U) 2-24, Lasley (U) 2-16, Massington (U) 2-8, Wilson, C. (U) 1-29; Irwin (S) 7-81, Arcega-Whiteside (S) 3-29; Passing - Rosen (U) 18-27-0-248-1; Burns (S) 13-25-1-137-1, Chryst (S) 1-2-0-6-0; Tackles - Brown (U) 10, Wadood (U) 10, Young (U) 6; Interceptions - Young (U).



PASADENA, Calif. (AP) -- UCLA contained Christian McCaffrey, kept Stanford's offense out of the end zone and generated just enough points to maintain a lead over the defending Pac-12 champions until the Cardinal's final drive.

J.J. Arcega-Whiteside caught an 8-yard touchdown pass from Ryan Burns with 24 seconds to play, and No. 7 Stanford rallied for its ninth consecutive victory over the Bruins, 22-13.

McCaffrey rushed for 138 yards for the Cardinal, but they struggled on offense for 3 1/2 quarters. Stanford got the ball back with 2:05 left and put together a 70-yard drive capped by Burns' fade to Arcega-Whiteside, who got one foot in bounds on an acrobatic catch to put Stanford ahead 16-13.

On the game's final play, Solomon Thomas returned Josh Rosen's fumble 42 yards for a touchdown, punctuating the heartbreak for a lively Rose Bowl crowd. Even with that TD, Stanford had its lowest-scoring performance since the 2015 season opener.

"That's about as difficult as it gets," said UCLA coach Jim Mora. "It stings when you lose like that, and played so courageously on defense, and done such a great job against a really good team, and they make the play. Doesn't matter who you play. Losing like that is just awful."

Rosen passed for 248 yards for the Bruins, hitting Nate Iese for his only touchdown in the first half. He got the Bruins to midfield in the final seconds, but couldn't reach field goal range before fumbling after being sacked from behind.

**GAME 5**

**Arizona at UCLA - Oct. 1, 2016 at Rose Bowl**

Scoring  
 Arizona 7 0 3 14 --24  
 UCLA 14 0 10 21 --45  
 Weather: Partly Cloudy (74%) / Attn.: 68,013

**First Quarter**

11:07 Ariz - Samajie, Grant 12 yd pass from Dawkins, Brandon (Pollack, Josh kick), 5-79 1:36  
 9:18 UCLA - Starks, Nate 2 yd run (Molson, JJ kick), 5-40 1:39

0:00 UCLA - Walker, Kenneth 62 yd pass from Rosen, Josh (Molson kick), 1-62 0:14

**Second Quarter**

no scoring

**Third Quarter**

12:38 UCLA - Howard, Theo 19 yd pass from Rosen (Molson kick), 6-65 2:22  
 9:12 UCLA - Molson 39 yd field goal, 4-8 2:03  
 2:53 Ariz - Pollack 20 yd field goal, 15-87 6:10

**Fourth Quarter**

14:15 UCLA - Rosen 1 yd run (Molson kick), 9-68 3:34  
 11:04 Ariz - Brown, Shun 31 yd pass from Tate, Khaili (Pollack kick), 9-80 3:07

8:37 UCLA - Walker 29 yd pass from Rosen (Molson kick), 5-45 2:17

3:30 UCLA - Andrews, Darren 26 yd run (Molson kick), 7-96 3:40

0:38 Ariz - Denson, Cam 13 yd pass from Tate (Pollack kick), 9-76 2:47

UCLA	Arizona
20	22
32/125	49/242
350	145
20/37/0	13/31/0
69/475	80/387
0/0	1/0
5/60	5/40
28:28	31:32
4/12	4/17
2/13	0/0
3/4	3/3

**Top Individuals**

Rushing - Starks, N. (U) 17-80, Andrews (U) 1-26, Adams (U) 1-14, Olorunfunmi (U) 3-9, Walker (U) 1-8, Rosen (U) 2-1, Jama-bo (U) 6(-12); Tate (A) 15-79, Johnson (A) 16-77; Receiving - Andrews (U) 9-108, Walker (U) 4-114, Adams (U) 2-11, Massington (U) 1-37; Brown (A) 4-50, Griffey (A) 2-38; Passing - Rosen (U) 20-37-0-350-3; Dawkins (A) 8-17-0-73-1, Tate (S) 5-9-0-72-2; Tackles - Young (U) 12, Brown (U) 11, Goforth (U) 7; Interceptions - none.



PASADENA, Calif. (AP) -UCLA coach Jim Mora challenged his offense at halftime, asking them to play at the same level shown on defense and special teams through the first 30 minutes.

The Bruins responded, with Josh Rosen throwing two of his three touchdowns and rushing for one touchdown, and UCLA pulled away from Arizona.

Rosen was 20 of 37 for 350 yards, Kenneth Walker had four catches for 114 yards with a pair of touchdowns and Darren Andrews added 108 yards receiving and a 26-yard TD run.

"If we could just find a way to put it together as a football team we could be pretty darn dynamic, and that's the challenge," Mora said. "I think it's pretty evident we can play some really good defense. We can play some good special teams. We can play some good offense. We just got to do it all at the same time."

UCLA wide receiver Theo Howard caught his first career touchdown early in the third quarter, providing the spark Mora was looking for with a 19-yard catch-and-run where he shook an Arizona defensive back and sprinted up the far sideline. The Bruins went on to score 31 points in the second half of the contest.

**GAME 6**

**UCLA at Arizona State - Oct. 8, 2016 at Tempe, Ariz.**

Scoring  
 UCLA 0 3 10 7 --20  
 Arizona State 3 0 17 3 --23  
 Weather: Mostly Clear (90%) / Attn.: 48,509

**First Quarter**

7:54 ASU - Gonzalez, Zane 35 yd field goal, 4-6 1:22

**Second Quarter**

14:56 UCLA - Molson, JJ 38 yd field goal, 8-34 3:13

**Third Quarter**

12:10 ASU - Gonzalez 23 yd field goal, 4- (-1) 1:41  
 8:29 ASU - Richard, Demario 5 yd run (Gonzalez kick) 7-57 1:55

6:02 UCLA - Molson 19 yd field goal, 7-73 2:27  
 3:08 UCLA - Lasley, Jordan 52 yd pass from Rosen, Josh (Molson kick) 5-67 1:26

0:00 ASU - Harry, N'Keal 14 yd pass from White, Brady (Gonzalez kick) 7-75 3:08

**Fourth Quarter**

12:28 ASU - Gonzalez 46 yd field goal, 4-4 1:23  
 11:10 UCLA - Iese 18 yd pass from Rosen (Molson kick) 6-75 1:18

UCLA	Arizona State
18	15
23/-1	34/79
444	196
27/54/3	20/39/3
77/443	73/275
4/1	3/1
5/50	5/64
30:34	29:20
5/19	4/17
1/4	5/29
3/3	4/5

**Top Individuals**

Rushing - Starks, N. (U) 14-31, Jama-bo (U) 3-9, Rosen (U) 4(-31), Fafaul (U) 2(-10); Richard (A) 15-62, Ballage (A) 12-24; Receiving - Jama-bo (U) 4-85, Lasley (U) 4-76, Iese (U) 4-60, Andrews (U) 4-22, Roberts (U) 3-106, Massington (U) 3-58; White (A) 11-123, Harry (A) 3-38; Passing - Rosen (U) 24-43-



TEMPE, Ariz. (AP) -- Zane Gonzalez kicked three field goals to become the NCAA's all-time leader and Arizona State grinded out a 23-20 victory over UCLA Saturday night.

Gonzalez converted the 89th successful field goal attempt of his career and his third kick of the game provided the winning margin.

UCLA quarterback Josh Rosen suffered a pair of injuries in the game,

both of which forced him from the contest, but rallied to throw for a career-best 400 yards, tied for the fifth-best single game mark in school history.

Gonzalez hit from 35, 23 and 46 yards to reach 89 career field goals, passing Florida State's Dustin Hopkins, who had 88 from 2009-12. Arizona State needed all of those kicks after struggling offensively.

UCLA had a strong defensive game, holding the high-scoring Sun Devils to 275 total yards. However, offensively, the Bruins had four turnovers and missed on two scoring opportunities in the first half, when JJ Molson failed to convert a pair of field goal attempts.

Rosen left in the first half with a leg injury, but returned in the third quarter to throw scoring passes to Jordan Lasley (52 yards) and Nate Iese (18 yards). However, the sophomore was unable to come back after injuring his right shoulder on a hard hit in the fourth quarter. He connected on 24-of-43 passing attempts with an interception.

The Bruins could not muster a rushing attack against ASU, finishing with minus-1 yard rushing on 23 carries. It was the lowest Bruin rush total since a -9 yard performance vs. Oregon in 2000.

**GAME 7**

**UCLA at Washington State - Oct. 15, 2016**

Scoring  
 UCLA 0 0 7 14 --21  
 Wash. State 3 7 14 3 --27  
 Weather: Rain (49%) / Attn.: 29,310

**First Quarter**

6:58 WSU - Powell, Erik 36 yd field goal, 8-23 2:13

**Second Quarter**

4:15 WSU - Wicks, Gerard 1 yd run (Powell kick), 18-91 7:08

**Third Quarter**

10:41 UCLA - Andrews, Darren 22 yd pass from Fafaul, Mike (Strauch kick), 3-25 1:13

7:39 WSU - Wicks 1 yd run (Powell kick) 7-61 2:54

1:35 WSU - Morrow, Jamal (Powell kick), 9-57 3:54

**Fourth Quarter**

11:37 UCLA - Lasley, Jordan 5 yd pass from Fafaul (Molson kick), 15-75 4:58


5:09 WSU - Powell 36 yd field goal, 15-57 6:28

3:17 UCLA - Andrews 4 yd pass from Fafaul (Molson kick), 6-63 1:46

UCLA	WSU
18	25
25/43	35/95
258	261
24/40/2	28/48/1
65/301	83/356
5/2	1/1
7/69	8/60
26:08	33:52
6/13	6/17
3/12	0/0
2/2	5/6

**Top Individuals**

Rushing - Olorunfunmi (U) 10-22, Starks, N. (U) 10-7 Jamabo (U) 2-12; Morrow (W) 8-51, Williams (W) 9-28, Wicks (W) 9-24; Receiving - Andrews (U) 8-116, Lasley (U) 4-46, Massington (U) 2-27, Walker (U) 2-20, lese (U) 2-16, Adams (U) 2-15 lese; Cracraft (W) 6-74, Marks (W) 6-36; Passing - Fafaul (U) 24-40-2-258-3; Falk (W) 28-48-1-261-0; Tackles - Brown (U) 10, Dickerson (U) 7 McKinley (U) 6, Young (U) 6; Interceptions - Brown (U), Pippins (W), White (W).



PULLMAN, Wash. (AP) -- Over the past three weeks, Washington State defeated Oregon, Stanford and UCLA. The Cougars holding on for a 27-21 win over the Bruins, who played without injured quarterback Josh Rosen, on Saturday night before a Homecoming crowd which was pelted by rain throughout the contest.

Gerald Wicks' first touchdown late in the second quarter gave the Cougars a 10-0 lead going into the break. The Bruins answered with the first score of the second half on a 22-yard scoring strike from Mike Fafaul to Darren Andrews. The score coming after a fumble by WSU quarterback Luke Falk.

Wicks' second 1-yard plunge pushed the lead to 17-7 and Jamal Morrow added a 3-yard TD run late in the third as the Cougars upped their advantage to 24-7.

The Bruins rallied in the fourth quarter. Fafaul led a 15-play, 75-yard drive which culminated on a five-yard scoring pass to Jordan Lasley. WSU answered with its own 15-play drive for a field goal with 5:09 to go. The Bruins were not done and went 63 yards on six plays to score on a second touchdown pass to Andrews, who finished with 116 receiving yards on the night.

UCLA forced the Cougars to punt on the next possession and took over at their own 30 with 2:47 to play. Fafaul connected with Lasley on the first play of that drive, but he fumbled and WSU took over. The Bruin defense forced another punt, but Fafaul's final pass was intercepted.

Falk failed to throw a touchdown pass for the first time in his career and was intercepted in the end zone in the first half by Jayon Brown. UCLA saw its defense give up more than 24 points in regulation for the first time this season.

**GAME 8**

**#19 Utah at UCLA - Oct. 22, 2016**

Scoring  
 Utah 14 13 18 7 --52  
 UCLA 21 0 14 10 --45  
 Weather: Clear (84%) / Attn.: 66,243

**First Quarter**

14:48 Utah - Butler-Byrd, Cory 99 yd kickoff return (Phillips, Andy kick)

11:38 Utah - Williams, Joe 3 yd run (Phillips kick), 4-59 1:47

9:48 UCLA - Olorunfunmi, Bolu 11 yd pass Fafaul, Mke (Strauch, Andrew kick), 10-71 1:45

6:08 UCLA - lese, Nate 13 yd pass from Fafaul (Strauch kick), 7-76 1:31

4:39 UCLA - Olorunfunmi 7 yd run (Strauch kick), 3-14 0:41

**Second Quarter**

13:56 Utah - Phillips 45 yd field goal, 6-22 2:35

6:55 Utah - Williams, J. 43 yd run (Phillips kick), 3-52 1:21

0:00 Utah - Phillips 45 yd field goal, 4-1 0:52

**Third Quarter**

13:30 UCLA - lese 50 yd pass from Fafaul (Strauch kick), 6-75 1:30

9:18 Utah - Williams, Troy 2 yd run (Simpkins, Demari pass from Williams, T.), 9-78 4:05

9:01 UCLA - Lasley, Jordan 75-yd pass from Fafaul (Strauch kick), 2-75 0:17

1:39 Utah - Phillips 46 yd field goal, 6-20 2:35

0:49 Utah - Williams, J. 64 yd run (Phillips kick), 1-64 0:11

**Fourth Quarter**

13:44 UCLA - Strauch 39 yd field goal, 8-43 1:59

10:28 Utah - Williams, J. 55 yd run (Phillips kick), 1-55 0:11

4:38 UCLA - Roberts, Austin 13 pass from Fafaul (Strauch kick), 3-35 0:27

UCLA	Utah
29	20
16/46	49/360
464	179
40/70/4	12/24/1
87/510	73/539
1/1	3/1
3/35	9/103
23:49	36:11
6/15	3/15
5/17	2/11
4/5	3/4

**Top Individuals**

Rushing - Olorunfunmi (U) 9-24, Fafaul (U) 6-23; Williams, J. (Ut) 29-332; Receiving - lese (U) 8-146, Lasley (U) 7-117, Adams (U) 5-29, Olorunfunmi (U) 5-22, Andrews (U) 4-46, Massington (U) 3-52; Butler-Byrd (Ut) 5-67; Passing - Fafaul (U) 40-70-4-464-5; Williams, T. (Ut) 12-24-1-179-0; Tackles - Wadood (U) 15, Brown (U) 9; Interceptions - Allen (Ut) 2, Fogal (Ut) 2, Brown (U).



PASADENA, Calif. (AP) -- Five years after Utah's Joe Williams and UCLA's Mike Fafaul left Fork Union Military Academy together, they both posted record-breaking performances in the same college game.

Williams rushed for a school-record 332 yards and four touchdowns, and No. 19 Utah held off UCLA.

Fafaul made his own history, setting UCLA records for pass attempts (70) and completions (40) while throwing for 464 yards, third most in school annals.

The former walk-on, who started for the second straight game in place of the injured Josh Rosen, had five touchdown passes and four interceptions for the Bruins while posting the third-biggest passing performance in UCLA history, trailing only 500-yard games by Cade McNown and Drew Olson.

Senior defensive end Takkari McKinley stood out for the Bruin defense. He recorded six tackles, three sacks, 5.0 tackles for loss, two pass defenses, a forced fumble and a fumble recovery. Tight end Nate lese was on the receiving end of eight balls from Fafaul for a total of 146 yards and two scores. lese consistently broke tackles on his career-high catches and found the end zone on plays that covered 50 and 13 yards

**GAME 9**

**UCLA at #21 Colorado - Nov. 3, 2016**

Scoring  
 UCLA 7 3 0 0 --10  
 Colorado 7 0 3 10 --20  
 Weather: Clear (54%) / Attn.: 43,761

**First Quarter**

5:49 CU - Lindsay, Phillip 1 yd run (Graham, Chirs kick), 8-38 2:31

4:04 UCLA - Andrews, Darren 39 yd pass from Fafaul, Mike (Strauch, Andrew kick) 3-38 1:33

**Second Quarter**

12:19 UCLA - Molson, JJ 48 yd field goal, 4-(-3) 1:38

**Third Quarter**

7:28 CU - Graham 21 yd field goal, 7-15 3:54

**Fourth Quarter**

13:40 CU - Graham 37 yd field goal, 14-54 6:02

5:27 CU - Oliver, Isaiah 68 yd punt return (Graham kick)

UCLA	Colo.
14	24
30/25	52/144
185	160
15/29/1	20/33/3
59/210	85/304
1/0	4/1
13/96	12/128
24:35	35:25
4/15	7/18
4/11	3/28
0/2	3/4

**Top Individuals**

Rushing - Jamabo (U) 23-66, Fafaul (U) 5-(-19); Lindsay (C) 24-73, Liufau (C) 23-58; Receiving: Andrews (U) 6-88, Lasley (U) 4-22, Roberts (U) 2-57; Lindsay (C) 11-76, Field (C) 3-39; Passing: Fafaul (U) 15-29-1-185-1; Liufau (C) 19-30-2-143-0, Montez (C) 1-3-1-17-0; Tackles: Brown (U) 19, Goforth (U) 8, Wadood (U) 8. Interceptions: Goforth (U), Judge(U), Goodman (U), Olugbode (C).



BOULDER, Colo. (AP) -- Isiah Oliver returned a punt 68 yards for a score with 5:27 remaining and No. 21 Colorado overcame eight personal-foul penalties to beat UCLA on Thursday night.

The game featured a combined 25 penalties for 224 yards, two blocked kicks and five turnovers -- four by Colorado.

"Couldn't get anything going on offense and had some trouble on special teams. That's a good team and when that happens it's tough to win," UCLA coach Jim Mora said.

The Buffaloes were called for taunting, roughing the passer, unsportsmanlike conduct and a targeting call that led to the ejection of outside linebacker Jimmie Gilbert early in the first quarter.

UCLA quarterback Mike Fafaul stepped in with Josh Rosen sidelined by a shoulder injury. He finished 15 of 29 for 185 yards and one TD, a 39-yard pass to Darren Andrews. He also threw an interception.

CU quarterback Sefo Liufau went a school-record 152 attempts without throwing an interception before tossing two in a span of six passes (Tahaan Goodman and Cameron Judge). Later, the senior fumbled on a big hit by Takkari McKinley who had two sacks in the game.

Jayon Brown picked up the loose ball and ran 49 yards to the CU 18-yard line, but the Bruins came away with no points from the turnover and a total of only three points overall from the four Buff miscues. Colorado finished with 304 yards of offense but struggled to put points on the board for a second straight game.

The Bruins were held to 25 yards rushing and now need to win out to become bowl eligible. Both teams had kicking issues. Rick Wade blocked one Buff field goal attempt. The Bruins missed two field goals and had another blocked. It was Colorado's first win over UCLA since joining the Pac-12 in 2011.

**GAME 10**

**Oregon State at UCLA - Nov. 12, 2016**

Scoring  
 Ore. State 7 7 10 0 --24  
 UCLA 21 3 7 7 --38  
 Weather: Clear (71°) / Attn.: 64,813

**First Quarter**

13:36 OSU - Pierce, Artaivis 1 yd run (Owens, Garrett kick), 2-4 0:36  
 11:03 UCLA - Olorunfunmi, Bolu 4 yd run (Molson, JJ kick), 7-0 2:25  
 2:01 UCLA - Starks, Jalen 3 yd run (Molson kick), 7-30 2:01  
 0:47 UCLA - Lasley, Jordan 23 yd blocked punt return (Molson kick)

**Second Quarter**

7:05 OSU - Pierce 3 yd run (Owens kick), 3-16 1:23  
 0:11 UCLA - Molson 49 yd field goal, 7-13 0:46

**Third Quarter**

8:39 OSU - Hungalu, Manase 40 yd fumble return (Owens kick)  
 7:00 UCLA - Starks, J. 4 yd run (Molson kick), 8-86 1:32  
 0:54 OSU - Choukair, Jordan 20 yd field goal, 13-71 6:00


**Fourth Quarter**

2:14 UCLA - Goforth, Randall 40 yd interception return (Molson kick)

UCLA	Ore. St.
25	16
29/163	35/83
281	224
25/48/1	21/33/1
77/444	68/307
2/2	2/2
9/82	12/119
26:47	33:13
6/15	3/15
2/18	1/6
3/4	3/3

**Top Individuals**

Rushing - Olorunfunmi (U) 8-65, Jamabo (U) 3-36, J. Starks (U) 10-24; Pierce (O) 18-73; Receiving: Andrews (U) 6-74, Lasley (U) 5-105, Howard (U) 5-30; Pierce (O) 6-37, Hernandez (O) 5-65, Bolden (O) 4-43; Passing: Fafaul (U) 25-47-1-281-0; McMaryion (O) 21-33-1-224-0; Tackles: McKinley (U) 6, Moreau (U) 6, Wadood (U) 6, Young (U) 6, Brown (U) 6. Interceptions: Goforth (U), Hungalu (O).



PASADENA, Calif. (AP) --Bolu Olorunfunmi rushed for 65 yards and one touchdown, true freshman Jalen Starks ran for two more, and UCLA used its second-best rushing performance of the season to shut off Oregon State.

Randall Goforth returned an interception 40 yards for a touchdown and Mike Fafaul threw for 281 yards and one interception as UCLA snapped a four-game losing streak.

UCLA rushed for 163 yards, its best outing since running for 125 yards against Arizona in October. Olorunfunmi, Soso Jamabo, Brandon Stephens and Nate Starks each had 4 yards or more per carry. However, Jamabo fumbled on UCLA's second play from scrimmage, and the Beavers scored two snaps later for an early 7-0 lead.

Fafaul threw a 48-yard pass to Jordan Lasley that helped set up Olorunfunmi's TD to make it 7-7. Starks ran for a touchdown and Lasley scored off a punt blocked by DeChaun Holiday to propel UCLA into a 21-7 lead. But after another short OSU touchdown run midway through the second quarter the Bruin lead was 21-14.

Oregon State was opportunistic, keeping the game in doubt until the final two minutes when Goforth picked off Marcus McMaryion and scored a clinching TD.

UCLA gained 30 yards off penalties on the ensuing possession setting up Jalen Starks' second TD run which made it 31-21. The Bruins must win out to become bowl eligible. give up more than 24 points in regulation for the first time this season.

**GAME 11**

**#15 USC at UCLA - Nov. 19, 2016**

Scoring  
 USC 7 16 7 6 --36  
 UCLA 7 7 0 0 --14  
 Weather: Clear (59°) / Attn.: 71,137

**First Quarter**

13:29 UCLA - Lasley, Jordan 56 yd pass from Fafaul, Mike (Molson, JJ kick), 4-70 1:25  
 9:50 SC - Jones, Ronald 1 yd run (Boermeester, Matt kick), 9-50 3:39

**Second Quarter**

13:28 UCLA - Lasley 7 yd pass from Fafaul (Molson kick) 2-9-0:40  
 11:07 SC - Jones 60 yd run (Boermeester kick) 5-81 2:14  
 8:11 SC - Hampton, De'Quan 31 yd pass from Darnold, Sam (Boermeester kick failed) 4-65 1:38  
 0:08 SC - Boermeester 30 yd field goal 12-61 2:12

**Third Quarter**

9:54 SC - Hampton 6 yd pass from Darnold (Boermeester kick) 11-50 4:59


**Fourth Quarter**

13:33 SC - Boermeester 32 yd field goal 18-73 9:02  
 7:01 SC - Boermeester 25 yd field goal 10-52 4:24

UCLA	USC
10	31
19/55	58/260
211	267
16/32/0	25/37/2
51/266	95/527
2/0	2/0
3/44	7/39
16:13	43:47
2/11	12/21
1/10	0/0
1/1	5/6

**Top Individuals**

Rushing - Olorunfunmi (U) 5-20, J. Starks (U) 6-20, N Starks (U) 3-11; Jones (SC) 18-121, Davis (SC) 15-48; Receiving: Andrews (U) 6-62, C. Wilson (U) 4-38, Lasley (U) 2-63; Smith-Schuster (SC) 8-76, Hampton (SC) 3-51, Rogers (SC) 3-34; Passing: Fafaul (U) 15-31-0-181-2; Darnold (SC) 25-36-2-267-2; Tackles: Meadors (U) 10, Young (U) 9, Goforth (U) 8, Wadood (U) 8, Brown (U) 8. Interceptions: Moreau (U), Brown (U).



PASADENA, Calif. --Southern California defeated UCLA in the 86th renewal of the rivalry in the Rose Bowl on a chilly Saturday night, racking up 527 yards of total offense.

The Bruins got off to a hot start as Mike Fafaul connected with Jordan Lasley on a 56-yard scoring play less than two minutes into the contest.

USC answered right back with a nine play touchdown drive to even the score. After the teams traded punts, UCLA moved down into field goal position, but JJ Molson's attempt from 45 yards was blocked. Fabian Moreau then intercepted a Sam Darnold pass to provide another Bruin scoring opportunity and Fafaul hooked up with Lasley on a seven-yard touchdown pass to push UCLA into a 14-7 lead.

USC returned the favor when Ronald Jones broke loose from a scrum at the line and dashed 60-yards for a tying touchdown on the next series. USC forced a Bruin three-and-out after the kickoff and then moved ahead for good on a 4-play 65 yard drive capped off by a Darnold scoring pass.

After an even start to the game, the Trojans ending up running 95 plays from scrimmage, while converting 12 third downs, to 51 total plays for the Bruins. The time of possession, which was also roughly even in the first quarter, dramatically turned in favor of USC in the end by a 43:47 to 16:13 margin.

**GAME 12**

**UCLA at Cal - Nov. 26, 2016**

Scoring  
 UCLA 0 0 10 0 --10  
 Cal 3 9 14 10 --36  
 Weather: Rain (53°) / Attn.: 39,633

**First Quarter**

3:37 Cal - Anderson, Matt 43 yd field goal, 13-59 4:43

**Second Quarter**

13:43 Cal - Anderson 25 yd field goal, 10-49 4:08  
 9:42 Cal - Anderson 44 yd field goal, 9-55 3:06  
 2:00 Cal - Anderson 24 yd field goal 15-93 4:26

**Third Quarter**

11:00 UCLA - Walker, Kenneth 7 yd pass from Fafaul, Mike (Molson, JJ kick) 6-80 1:36  
 8:17 Cal - McMorris, Malik 1 yd run (Anderson kick), 9-75 2:43  
 6:07 Cal - Duncan, Jordan 2 yd pass from Webb, Davis (Anderson kick), 5-32 2:06  
 3:05 UCLA - Molson 28 yd field goal, 10-56 2:54

**Fourth Quarter**

12:26 Cal - Anderson 19 yd field goal, 12-48 5:30  
 9:41 Cal - Rivera, Bug 2 yd pass from Webb, 5-32 2:06

UCLA	Cal
10	36
24/84	54/195
176	301
12/30/1	32/48/0
54/260	102/496
1/1	2/0
11/95	2/25
17:51	42:09
3/13	6/19
0/0	3/24
2/2	6/6

**Top Individuals**

Rushing - N.Starks (U) 11-73, Jamabo (U) 1-8; Muhammad (C) 29-116, Watson (C) 17-78; Receiving - Lasley(U) 5-82, C. Wilson(U) 3-83, Walker (U) 1-7; Hansen (C) 10-156, Muhammad (C) 6-48; Passing: Fafaul (U) 12-30-1-176-1; Webb (SC) 32-48-0-301-2; Tackles: Brown (U) 14, McKinley (U) 11, Wadood (U) 10, Young (U) 9. Interceptions: Downs (C).



BERKELEY, Calif. --Davis Webb punctuated his one-year career at California by becoming the second quarterback in school history to throw for more than 4,000 yards in a season, Matt Anderson tied a team record with five field goals and California beat UCLA on Saturday. "That's probably the most talented defense in the Pac-12, top to bottom," Webb said of the Bruins.

Anderson converted four field goals in the first half to lift Cal to a 12-0 lead at the break. UCLA completed just two of its first half passing attempts and was out gained by Cal 267 to 97 at the intermission.

The Bruins closed to 12-7 after opening the second half by scoring on a Mike Fafaul to Kenneth Walker 7 yard pass play to cap off their second possession of the third quarter. However, the Golden Bears quickly answered with a nine-play, 75-yard drive to take a 19-7 lead on their next possession. A Bruin fumble on the subsequent kickoff gave the Golden Bears a short field which they turned into a touchdown and a 26-7 advantage.

The Bruin managed a field goal on their next drive, as Fafaul completed a pair of passes to tight end Caleb Wilson for 30 and 18 yards along the way, to cut the deficit to 26-10, but it was as close as they would come.

down into field goal position, but JJ Molson's attempt from 45 yards was blocked. Fabian Moreau then intercepted a Sam Darnold pass to provide another Bruin scoring opportunity and Fafaul hooked up with Lasley on a seven-yard touchdown pass to push UCLA into a 14-7 lead.



**THE LAST TIME**

**UCLA INDIVIDUAL RUSHING**

*Rushed for 100+ yards*  
Paul Perkins, 2015 vs. Washington State (121)

*QB rushed for 100+ yards*  
Brett Hundley, 2014 vs. Arizona (131)

*QB Rushed for 160+ yards*  
Brett Hundley, 2013 vs. Virginia Tech (161)

*Rushed for 200+ yards*  
Paul Perkins, 2015 vs. BYU (219)

*Rushed for 300+ yards*  
Maurice Jones-Drew, 2004 at Washington (322)

*Back-to-back games 100 yards rushing*  
Paul Perkins, 2015 at UNLV(151), BYU (219)

*Back-to-back games 200 yards rushing*  
Johnathan Franklin, 2012 at Rice, vs. Nebraska

*Had 30 rushing attempts*  
30 by Johnathan Franklin, 2010 vs. Washington State

*Had 3 rushing touchdowns:*  
3, Soso Jamabo, 2016 vs. UNLV (all in first half)

*Had 4 rushing touchdowns*  
4, Myles Jack vs. Washington, 2013

*Had 5 rushing touchdowns*  
5, Maurice Drew at Washington, 2004

*Had run of 50+ yards*  
82 by Paul Perkins, 2015 Colorado

*Had run of 60+ yards*  
82 by Paul Perkins, 2015 Colorado

*Had run of 70+ yards*  
82 by Paul Perkins, 2015 Colorado

*Had run of 75+ yards*  
82 by Paul Perkins, 2015 Colorado

*Had run of 85+ yards*  
92 by Paul Perkins, 2014 at Colorado

*Had run of 90+ yards*  
92 by Paul Perkins, 2014 at Colorado

*Had two players rush 100+ yds*  
Paul Perkins (180)/Brett Hundley (110) at Colorado, 2014

**UCLA INDIVIDUAL PASSING**

*Passed for 300+ yards*  
Mike Fafaul, 2016 Utah (464)

*Passed for 350+ yards*  
Mike Fafaul, 2016 Utah (464)

*Passed for 400+ yards*  
Mike Fafaul, 2016 Utah (464)

*Passed for 500+ yards*  
Drew Olson, 2005 vs. Arizona State (510)

*Passed for less than 100 yards*  
Brett Hundley, 2013 at Oregon (64)

*Had 30+ completions*  
Mike Fafaul, 2016 vs. Utah (40)

*Had 50+ attempts*  
Mike Fafaul, 2016 vs. Utah (70)

*Had 4 or more touchdown passes*  
Mike Fafaul vs. Utah, 2016 (5)

*Had more than 5 touchdown passes*  
Drew Olson, 2005 vs. Oregon State (6)

*Had 4 or more passes intercepted*  
Mike Fafaul, 2016 vs. Utah (4)

*Had 300 yards total offense*  
Mike Fafaul, 2016 vs. Utah (487)

*Had 350 yards total offense*  
Mike Fafaul, 2016 vs. Utah (487)

*Had 400 yards total offense*  
Mike Fafaul, 2016 vs. Utah (487)

*Had 500 yards total offense*  
Drew Olson, 2005 vs. Arizona State (501)

*Had 50+ yard pass completion*  
56 yds., M. Fafaul to J. Lasley, vs. USC, 2016

*Had 60+ yard pass completion*  
75 yds., M. Fafaul to J. Lasley vs. Utah, 2016

*Had 70+ yard pass completion*  
75 yds., M. Fafaul to J. Lasley vs. Utah, 2016

*Had 80+ yard pass completion*  
80 yds., Brett Hundley to Jordan Payton vs. Ariz St., 2014

*Had 90+ yard pass completion*  
93 yds., Brett Hundley to Devin Fuller vs. Utah, 2014

**UCLA INDIVIDUAL RECEIVING**

*Had 100+ yards receiving*  
Jordan Lasley vs. Ore. State, 2016 (105)

*Had 100+ yards receiving by running back*  
120 by Chris Markey vs. Arizona State, 2005

*Had 150+ yards receiving*  
152 by Jordan Payton vs. Washington State, 2014

*Had 200+ yards receiving*  
230 by Craig Bragg vs. Oregon, 2003

*Back-to-back games 100+ yds receiving*  
Jordan Payton, 2015 -105 at Utah, 152 v. WSU

*Two players 100+ yds rec. in same game*  
N. Iese (146), J. Lasley (117) vs. Utah, 2016

*Three players 100+ yds receiving in same game*  
Mercedes Lewis(108), Joe Cowan (109), Chris Markey (120) vs. Arizona State, 2005

*Caught at least 10 passes in game*  
Jordan Payton, 14 vs. Washington State, 2015

*Had 80+ yard reception*  
80 by Jordan Payton at Arizona State, 2014

*Had 90+ yard reception*  
93 by Devin Fuller vs. Utah, 2014

*Had 3 touchdown catches*  
3 by Mercedes Lewis vs. Arizona, 2004

*Had 4 or more touchdown catches*  
4 by J.J. Stokes vs. Washington, 1993

**UCLA TEAM**

*Kickoff Ret. for TD*  
Ishmael Adams at Arizona St., 2014 (100 yds)

*Punt Ret. for TD*  
Maurice Jones-Drew vs. California, 2005 (81 yds)

*Interception Return for TD*  
Randall Goforth, 2016 vs. Ore. State (40 yds)

*Scored on blocked punt (TD)*  
Jordan Lasley (blockby DeChaun Holiday) vs. Ore. State, 2016(23yds)

*Scored on a blocked punt (safety)*  
Sean Westgate vs. Washington State (2009)

*Scored on a fumble recovery (TD)*  
Randall Goforth, at Virginia, 2014 (75 yds)

*Scored on a blocked field goal*  
Sheldon Price at Wash. State, 2012 (68 yds)

*Scored on a blocked extra point attempt*  
Bret Lockett vs. Fresno State, 2008

*60+ Points*  
66 vs. Arizona, 2012 (66-10)

*50+ Points*  
56 at Arizona, 2015 (56-30)

*30 or more points in a quarter*  
30 in second quarter at Washington State, 2012

*Did not score in first half of game*  
2016 at Cal (0-12)

*Did not score in second half of game*  
2016 v. USC (0-13)

*Shutout of a team at home*  
Oregon, 2007 (16-0)

*Shutout of a team on road*  
at Oregon State, 2015 (41-0)

*Overtime Game*  
at Texas A&M (24-31 loss, 1 ot), 2016

*Did not allow an opponent touchdown*  
2015 at Utah (17-9)

*Did not score a touchdown vs. an opponent*  
2011 at USC

*Scored on a two-point PAT*  
Austin Roberts pass from Josh Rosen at Texas A&M, 2016

*300+ yards rushing*  
331 vs. Kansas State, 2014 (39att/331)

*400+ yards rushing*  
437 yards vs. Washington State, 2010 (56 att/437)

*Less than 25 yards rushing*  
-1 at Arizona State, 2016 (23 att.);18 vs. Illinois, 2011 (30 att)

*300+ yards passing*  
464 vs. Utah, 2016

*400+ yards passing*  
464 vs. Utah, 2016

*500+ yards passing*  
510 vs. Arizona State, 2005

*Less than 75 yards passing*  
64 at Oregon, 2013

*500+ yards total offense*  
510 (46r, 464p) vs. Utah, 2016

*600+ yards total offense*  
674 at Oregon State, (284r, 390p), 2015

*800+ all-purpose yards*  
800 at Miami, 1998

*Less than 200 yards tot. offense*  
163 at Washington, 2010

*Less than 150 yards tot. offense*  
144 at California, 2010

*Forced 5 + fumbles*  
7 vs. Oklahoma, 2005 (6 vs. USC 1998)

*Recovered 5+ fumbles*  
5 vs. USC, 1998

*UCLA made at least 5 interceptions*  
6 at Utah, 2013

*UCLA had 0 turnovers*  
v. USC, 2016

*Beat a top 25 team at home*  
Cal, 2015 (No. 20 AP)

*Beat a top 20 team at home*  
Cal, 2015 (No. 20 AP)

*Beat a top 15 team at home*  
Arizona, 2014 (No. 14 AP)

*Beat a top 10 team at home*  
Oregon, 2007 (No. 9 AP)

*Beat a top 5 team at home*  
USC, 2006 (No. 2 AP)

*Beat a top 25 team on road*  
at Utah, 2015 (No. 18 AP)

*Beat a top 20 team on road*  
at Utah, 2015 (No. 18 AP)

*Beat a top 15 team on road*  
at Arizona State, 2014 (No. 15 AP)

*Beat at top 10 team on road*  
at Texas, 2010 (No.7 AP)

*Beat a top 5 team on road*  
at Washington, 1990 (No. 2 AP)

**UCLA INDIVIDUAL DEFENSE**

*Had at least 15 tackles*  
19 by Jayon Brown, at Colorado, 2016

*Had more than 15 tackles*  
19 by Jayon Brown, Colorado, 2016

*Had at least 20 tackles*  
20 by Reggie Carter at BYU, 2008

*Had more than 20 tackles*  
21 by Eric Turner vs. Oregon, 1989

*Defensive lineman with more than 10 tackles*  
11 by Takkarist McKinley, 2016 at Cal

*Had multiple interceptions in same game*  
Randall Goforth (2) vs. UNLV, 2016

*Had 3 or more interceptions in a game*  
Sheldon Price (3) vs. Houston, 2012

*Had 5 or more tackles for loss in game*  
Takkarist McKinley,(5.0), vs. Utah, 2016

*Had 4 or more sacks in a game*  
Brendon Ayanbadejo (4.0) vs. USC, 1998

*Blocked a punt*  
DeChaun Holiday, 2016 vs. Ore. State

*Blocked a PAT*  
at Cal, 2012 (D. Jones, C. Marsh)

*Blocked a field goal*  
Rick Wade, 2016 at Colorado

*UCLA recorded a safety*  
at Washington State, 2012 (Anthony Barr)

*UCLA returned a fumble for a touchdown*  
Randall Goforth, at Virginia, 2014

**UCLA MISCELLANEOUS**

*Indiv. Scored 4+ TDs*  
5 by Maurice Jones-Drew vs. Cal, 2005 (3 rush, 1 pass, 1 punt ret.)

*Indiv. kicked 60 yd. FG*  
60 by Ka’imi Fairbairn v. Cal, 2015

*Indiv. kicked last-second FG to win game*  
Ka’imi Fairbairn (0:00) at Ariz St, 2012 (33 yds)

*Indiv. made 4+ field goals in a game*  
4 by Ka’imi Fairbairn vs. Wash. State, 2015

*Indiv. made 5+ field goals in a game*  
5 by Nate Fikse vs. Stanford, 2002

*Indiv. attempted 5 or more field goals in a game*  
5 by Kai Forbath at Tennessee, 2009

*Indiv. Returned Blocked FG for TD*  
Sheldon Price at Washington State, 2012

*Indiv. Returned Blocked PAT for score*  
Bret Lockett vs. Fresno State, 2008

*Indiv. Returned Blocked Punt for TD*  
Jordan Lasley vs. Oregon State, 2016

*Indiv. punted 10+ times*  
Aaron Perez, 10 vs. USC, 2008

*UCLA did not punt in a game*  
0, last vs. New Mexico State, 2013

*Indiv. 5 or more punts downed inside the 20*  
6 by Matt Mengel vs. Arizona, 2014

*Indiv. had 95+ yard intercept. ret.*  
96 by Ishmael Adams vs. Colorado, 2015

*Indiv. had 3 or more consecutive 300-Yd. Total Off. Games*  
Brett Hundley in 2012, \*13 \*14

*UCLA Recorded 10 or more sacks in game*  
11 vs. BYU, 1993

*Defensive Player Scored a TD playing offense*  
Kenny Clark, 3-yd pass from Rosen vs. Virginia, 2015

*Scored four TDs in one quarter*  
4, second quarter at Arizona, 2015

*Scored 40+ points in one half*  
1st half at Arizona, 2015 (42); 2nd half vs. Nevada, 2013 (41)

*Scored 50+ points in one half*  
first half vs. Colorado, 1980 (56)

*Rallied from 20-point deficit*  
2005 vs. Northwestern (0-22 in first quarter)

*Rallied to win from a fourth quarter double-digit deficit*  
10-20 v. BYU, 2015 to win 24-23

*Played game in snow*  
2011 at Utah (31°); snow showers, 2013 at Utah (42°) snow flurries

*Played a game in less than 30° temperature*  
2012 at Washington State (27°)

*Played a game in the rain*  
away-2016 at Cal; home-2012 vs. USC

*Played a game in 100° degree temperature*  
2009 vs. Cal (100°)

**OPPONENT TEAM**

*Kick return for touchdown*  
Cory Butler-Byrd vs. Utah, 2016 (99 yds)

*Punt return for touchdown*  
Isaiah Oliver, at Colorado, 2016 (68 yds)

*Interception return for touchdown*  
Alijah Holder at Stanford, 2015 (31 yds)

*Scored on by a blocked punt (TD)*  
Lawrence Timmons, Florida St., 2006 (25 yards)

*Scored on a fumble recovery (TD)*  
Manase Hungalu vs. Ore. State, 2016 (40 yards)

*Scored on a safety*  
Arizona State (2), 2015

*Scored on a failed extra point attempt*  
none

*Scored on a two-point conversion*  
Utah, 2016

*50+ points scored*  
52, Utah, 2016

*Shutout at home*  
2010 by Stanford (0-35)

*Shutout on road*  
2011 at USC (0-50)

*Rushed for 300+ yards*  
Utah, 2016 (360)

*Rushed for less than 23 yards*  
at Arizona State, 2008 (21)

*Passed for 400+ yards*  
at Arizona State, 2014 (488)

*Passed for less than 75 yards*  
at UNLV, 2015 (56)

*Had 500+ yards total offense*  
USC, 2016 (527)

*Had 600+ yards total offense*  
Arizona State, 2014 (626)

*Had less than 200 yards total off.*  
181 by Washington State, 2009

*Had less than 150 yards total off.*  
122 by Arizona State, 2008

*Had less than 100 yards total off.*  
42 by Arkansas, 1989

*Had less than 50 yards total off.*  
42 by Arkansas, 1989

*Forced UCLA to have more than 5 Turnovers*  
Notre Dame, 2007 (7)

*Intercepted four UCLA passes*  
Utah, 2016 (4)

*Intercepted five UCLA passes*  
Washington State, 2001 (5)

**OPPONENT INDIVIDUAL RUSHING**

*Rushed for 100+ yards*  
Khalifani Muhammad, 2016 at Cal (116)

*Two Players Rushed for 100+ yards*  
N. Wilson (136) and J. Randall (128), at Arizona, 2015

*Rushed for 200+ yards*  
Joe Williams, vs. Utah, 2016 (332)

*Rushed for 250+ yards*  
Joe Williams, Utah, 2016 (332)

*Had run of 50+ yards*  
Ronald Jones II, USC, 2016 (60)

*Had run of 60+ yards*  
Ronald Jones II, USC (60)

*Had run of 75+ yards*  
David Piland, Houston, 2012 (86)

*Had 35+ rushing attempts*  
Tyler Gaffney, Stanford, 2013 (36)

*Had 40+ rushing attempts*  
Jerome Harrison, Washington State, 2004 (42)

*Had four or more rushing touchdowns*  
Joe Williams, Utah, 2016 (4)

**OPPONENT INDIVIDUAL PASSING**

*Passed for 400+ yards*  
Mike Bercovici, at Arizona State, 2014 (488)

*Had 30+ completions*  
Davis Webb, Cal, 2016 (32)

*Had 50+ attempts*  
Luke Falk, Wash. State, 2015 (53)

*Had 60+ attempts*  
David Piland, Houston (60)

*Completed a pass for 75+ yards*  
75 by Sean Mannion to Brandin Cooks, Oregon St, 2012

*Had 4 or more touchdown passes*  
Connor Halliday (5), at Washington State, 2012

*Had more than 5 touchdown passes*  
Matt Barkley (6), at USC, 2011

*Threw 5 or more interceptions*  
Travis Wilson (6), at Utah, 2013

**OPPONENT INDIVIDUAL RECEIVING**

*Caught 10 or more passes*  
Chad Hansen at Cal, 2016 (10)

*Had multiple receivers catch 10+ passes*  
Tyler Lockett (13), Curry Sexton (10) vs. Kansas State, 2014

*Had 100+ yards receiving*  
Chad Hansen, at Cal, 2016 (156)

*Multiple receivers with 100+ yds receiving*  
Tyler Lockett (164) and Curry Sexton (104), vs. Kansas State, 2014

*Had 150+ yards receiving*  
Chad Hansen, at Cal, 2016 (156)

*Had 200+ yards receiving*  
Marquise Lee at USC, 2011 (224)

*Had 3 or more TD catches*  
Juron Criner, at Arizona, 2011 (3)

**OPPONENT DEFENSE**

*Had 15+ tackles*  
Butch Pau’u, at BYU 2016 (19)

*Had 3 or more interceptions*  
Kameron Jackson, at Cal, 2012 (3)

*Had 4 or more sacks*  
Nate Orchard, Utah, 2014 (4.0)

*Blocked a punt*  
Wash. State, 2015

*Blocked a field goal*  
USC, 2016

**OPPONENT MISCELLANEOUS**

*Had 350 or more all-purpose yards*  
Christian McCaffrey, Stanford 2015 (369)

*Scored four touchdowns*  
Joe Williams, Utah, 2016, (4)

*Kicked 50+ yard field goal*  
Vincenzo D’Amato, Cal, 2013 (51)

*Made five or more field goals*  
at Cal, 2016 (5)

*Returned blocked field goal for score*  
Oregon State, 2002

*Scored on blocked punt*  
Florida State, 2006

*Returned fumble for score*  
Oregon State, 2016

*Returned interception for score*  
at Stanford, 2015

*Recovered own offensive fumble for touchdown*  
at Houston, 2011

*Blocked a PAT*  
Rice, 2012



## RECORDS

### CAREER SCORING

	Years	TD	PAT	FG	Pts	
1.	Ka'imi Fairbairn	2012-15	0	209	68	413
2.	John Lee	1982-85	0	135	85	390
3.	Kai Forbath	2007-10	0	102	85	357
3.	Justin Medlock	2003-06	0	147	70	357
5.	Skip Hicks	1993-94, 96-97	55	0	0	330
6.	Bjorn Merten	1993-96	0	130	57	301
7.	Alfredo Velasco	1986-89	0	114	51	267
8.	DeShaun Foster	1998-01	44	1*	0	266
9.	Chris Griffith	1999-02	0	136	42	262
10.	Gaston Green	1984-87	40	4*	0	248
11.	Maurice Jones-Drew	2003-05	39	0	0	234
12.	Gary Beban	1965-67	35	2*	0	214
13.	Chris Sailer	1995-98	0	114	33	213
14.	Johnathan Franklin	2009-12	33	0	0	198
15.	Efren Herrera	1971-73	0	121	24	193
16.	Paul Perkins	2013-15	32	0	0	192
17.	Brett Hundley	2011-14	31	0	0	186
18.	Joe Fleming	1926-28	22	23	6	173
19.	J.J. Stokes	1991-94	28	1*	0	170
20.	Theotis Brown	1976-78	27	0	0	162
21.	Peter Boormeester	1977-79	0	67	31	160
22.	Eric Ball	1985-88	26	0	0	156
23.	Kermit Johnson	1971-73	25	0	0	150
	Bob Davenport	1953-55	25	0	0	150

\* — two-point conversions

### CAREER PUNTING

	Years	No.	Yds	Avg	
1.	Kirk Wilson	1956-58	77	3,432	44.57
2.	Jeff Locke	2009-12	275	12,163	44.23
3.	Chris Kluwe	2001-04	154	6,624	43.01
4.	Nate Fikse	1999-02	267	11,420	42.77
5.	Aaron Perez	2005-08	286	12,220	42.73
6.	Zenon Andrusyshyn	1967-69	136	5,798	42.63
7.	Harold Barkate	1985-88	128	5,392	42.13
8.	Kevin Buenafe	1981-84	232	9,766	42.09
9.	Chris Sailer	1995-98	241	10,120	41.99
10.	Darren Schager	1990-94	221	9,274	41.96

### CAREER PUNT RETURNS

	Years	No.	Yds	Avg	TD	
1.	Terrence Austin	2006-09	95	942	9.92	0
2.	Paul Guidry	1993-96	90	911	10.12	1
3.	Craig Bragg	2001-04	87	961	11.05	2
4.	Ron Carver	1969-71	79	606	7.67	0
5.	Darryl Henley	1985-88	66	654	9.91	3
6.	Lupe Sanchez	1979-83	53	415	7.83	0
7.	Ernie Johnson	1946-49	46	632	13.78	0
7.	Joe Sabol	1950-52	46	436	9.90	2
9.	Kenny Easley	1977-80	45	454	10.09	0
10.	Ricky Manning	1999-02	44	275	6.25	0

### CAREER KICKOFF RETURNS

	Years	No.	Yds	Avg	TD	
1.	Terrence Austin	2006-09	89	2,145	24.10	0
2.	Josh Smith	2010-11	81	1,855	22.90	0
3.	Ishmael Adams	2013-16	75	1,815	24.20	1
4.	Tab Perry	2000-02	67	1,476	22.03	0
5.	Brian Brown	1986-89	66	1,416	21.45	0
6.	Jim McElroy	1994-97	54	1,259	23.31	0
7.	Wally Henry	1974-76	42	875	20.83	0
8.	Jojo Townsell	1979-82	41	963	23.49	1
9.	Ron Carver	1969-71	40	890	22.25	0
10.	Shawn Wills	1988-91	39	841	21.56	0
11.	Devin Fuller	2012-15	36	822	22.83	0
11.	Chris Markey	2004-07	36	790	21.94	0
13.	Matthew Slater	2004-07	34	986	29.00	3
14.	Ricky Davis	1990-92	33	643	19.48	0
15.	Maurice Jones-Drew	2003-05	32	787	24.59	2

### CAREER INTERCEPTIONS

	Years	No.	Yds	Avg	TD	
1.	Kenny Easley	1977-80	19	186	9.79	1
2.	Carlton Gray	1989-92	16	219	13.69	2
3.	James Washington	1984-87	15	216	14.40	1
4.	Rahim Moore	2008-10	14	126	9.00	0
4.	Eric Turner	1987-90	14	315	22.50	1
4.	Marcus Turner	1985-88	14	246	17.57	3
4.	Don Rogers	1980-83	14	157	11.21	1
8.	Alterraun Verner	2006-09	13	357	27.46	4
8.	Ricky Manning	1999-02	13	245	18.85	0
8.	Craig Rutledge	1983-86	13	240	18.46	2
8.	Lupe Sanchez	1979-83	13	98	7.54	1
8.	Bill Stits	1951-53	13	303	23.30	0

### CAREER TACKLES (1975-present)

	Years	Tackles	
1.	Eric Kendricks	2010-14	481
2.	Jerry Robinson	1975-78	468
3.	Don Rogers	1980-83	405
4.	Spencer Havner	2002-05	402
5.	Kenny Easley	1977-80	374
6.	Eric Turner	1987-90	369
7.	James Washington	1984-87	347
8.	Ken Norton	1984-87	339
9.	Matt Darby	1988-91	332
10.	Frank Stephens	1975-77	313
11.	Craig Davis	1986-89	312
12.	Tommy Taylor	1982-85	309
13.	Jim Wahler	1985-88	294
14.	Robert Thomas	1998-01	293
15.	Manu Tuiaososopo	1975-78	292
16.	Neal Delocono	1981-84	287
17.	Carnell Lake	1985-88	284
18.	Ryan Nece	1998-01	281
19.	Stacy Argo	1988-91	280
20.	Alterraun Verner	2006-09	279

### CAREER TACKLES FOR LOSS (1975-present)

	Years	No.	
1.	Carnell Lake	1985-88	45.5
2.	Brian Price	2007-09	44.5
3.	Dave Ball	2000-03	43.5
4.	Bruce Davis	2004-07	42.5
5.	Spencer Havner	2002-05	42.0
6.	Anthony Barr	2010-13	41.5
7.	Robert Thomas	1998-01	41.0
8.	Terry Turney	1984-87	39.0
9.	Donnie Edwards	1992-95	38.0
9.	Irv Eatman	1979-82	38.0
11.	Jim Wahler	1985-88	37.0
12.	Datone Jones	2008-12	36.5
13.	Karl Morgan	1979-82	35.0
13.	Jamir Miller	1991-93	35.0
15.	Kenyon Coleman	1997-01	34.0
16.	Korey Bosworth	2006-09	33.5
17.	Neal Delocono	1981-84	33.0
18.	Martin Moss	1978-81	32.0
19.	Eric Smith	1984-86, 88	31.5
20.	Justin Hickman	2004-06	31.0
20.	Mark Walen	1982-85	31.0
20.	Frank Stephens	1975-77	31.0
20.	Reggie Carter	2006-09	31.0

### CAREER SACKS (1975-present)

	Years	No.	
1.	Dave Ball	2000-03	30.5
2.	Bruce Davis	2004-07	29.0
3.	Eric Smith	1984-86, 88	26.5
4.	Carnell Lake	1985-88	25.5
5.	Terry Turney	1984-87	25.0
6.	Anthony Barr	2010-13	23.5
6.	Jamir Miller	1991-93	23.5
8.	Donnie Edwards	1992-95	22.5
9.	Jim Wahler	1985-88	21.0
10.	Mark Walen	1982-85	20.0
11.	Justin Hickman	2004-06	19.5
12.	Frank Stephens	1975-77	19.0
13.	Takkarist McKinley	2014-16	17.0
13.	Neal Delocono	1981-84	17.0
13.	Karl Morgan	1979-82	17.0
13.	Martin Moss	1978-81	17.0
13.	Manu Tuiaososopo	1975-78	17.0



## RECORDS

### SINGLE SEASON FIELD GOALS (1942-present)

	Year	FGA	FGM	Pct	Cl
1. John Lee	1984	36	32	.889	Jr.
2. Kai Forbath	2009	31	28	.903	Jr.
2. Justin Medlock	2006	32	28	.875	Sr.
4. Kai Forbath	2007	30	25	.833	R-Fr.
5. John Lee	1985	25	22	.880	Sr.
6. Bjorn Merten	1993	26	21	.808	R-Fr.
7. Ka'imi Fairbairn	2015	24	20	.833	Sr.
7. Chris Sailer	1997	25	20	.800	Jr.
7. Alfredo Velasco	1987	24	20	.833	So.
10. Kai Forbath	2008	22	19	.864	So.
11. Ka'imi Fairbarin	2014	22	18	.818	Jr.
12. Alfredo Velasco	1988	19	17	.895	Jr.
13. Ka'imi Fairbairn	2012	22	16	.727	Fr.
13. David Franey	1986	21	16	.762	Sr.
13. John Lee	1983	20	16	.800	So.
16. Justin Medlock	2004	20	15	.750	So.
16. Louis Perez	1991	21	15	.714	Jr.
16. John Lee	1982	19	15	.789	R-Fr.
16. Peter Boormeester	1978	21	15	.714	Jr.

### SINGLE SEASON SCORING (1942-present)

	Year	TD	PAT	FG	Pts	Cl
1. Skip Hicks	1997	26	0	0	156	Sr.
2. Maurice Jones-Drew	2005	20	0	0	120	Jr.
2. Skip Hicks	1996	20	0	0	120	Jr.
4. John Lee	1984	0	21	32	117	Jr.
5. Justin Medlock	2006	0	29	28	113	Sr.
6. Chris Sailer	1997	0	52	19	109	Jr.
7. Kai Forbath	2009	0	24	28	108	Jr.
7. Alfredo Velasco	1987	0	48	20	108	So.
9. Ka'imi Fairbairn	2015	0	47	20	107	Sr.
10. Kai Forbath	2007	0	30	25	105	R-Fr.
10. John Lee	1985	0	39	22	105	Sr.
12. Ka'imi Fairbairn	2012	0	56	16	104	Fr.
12. Chris Sailer	1998	0	62	14	104	Sr.
14. J.J. Stokes	1993	17	0	0	102	Jr.
14. Gaston Green	1986	17	0	0	102	Jr.
16. Ka'imi Fairbairn	2014	0	47	18	101	Jr.
16. Ka'imi Fairbairn	2013	0	60	14	101	So.
18. Kermit Johnson	1973	16	0	0	96	Sr.
19. Bjorn Merten	1993	0	32	21	95	R-Fr.
20. Alfredo Velasco	1988	0	43	17	94	Jr.

### SINGLE SEASON TOUCHDOWNS (1940-present)

	Year	No.	Cl
1. Skip Hicks	1997	26	Sr.
2. Maurice Jones-Drew	2005	20	Jr.
2. Skip Hicks	1996	20	Jr.
4. J.J. Stokes	1993	17	Jr.
4. Gaston Green	1986	17	Jr.
6. Kermit Johnson	1973	16	Sr.
7. Paul Perkins	2015	15	Jr.
7. Johnathan Franklin	2012	15	Sr.
9. John Sciarra	1975	14	Sr.
9. Gary Beban	1965	14	So.
11. DeShaun Foster	2001	13	Sr.
11. DeShaun Foster	2000	13	Jr.
11. Jermaine Lewis	1998	13	So.
11. Karim Abdul-Jabbar	1995	13	Jr.
11. Theotis Brown	1976	13	So.
11. Paul Cameron	1953	13	Sr.
11. Joe Fleming	1926	13	So.
18. Brett Hundley	2013	12	R-So.
18. Joseph Fauria	2012	12	Sr.
18. Maurice Jones-Drew	2004	12	So.
18. DeShaun Foster	1998	12	Fr.
18. Gaston Green	1987	12	Sr.

### SINGLE SEASON PUNT RETURNS (1940-present)

	Year	No.	Yds	Avg	Cl
1. Craig Bragg	2003	38	302	7.9	Jr.
2. Terrence Austin	2009	33	302	9.2	Sr.
2. Ron Carver	1969	33	292	8.9	So.
4. Terrence Austin	2007	31	311	10.0	So.
5. Tim McAteer	1965	30	200	6.7	Jr.
6. Paul Guidry	1993	29	303	10.4	R-Fr.
7. Lupe Sanchez	1982	28	226	8.1	Jr.
8. Kenny Easley	1979	27	336	12.4	Jr.
9. Paul Guidry	1995	25	377	15.1	Jr.
9. Ron Carver	1971	25	190	7.6	Sr.

### SINGLE SEASON KICKOFF RETURNS (1940-present)

	Year	No.	Yds	Avg	Cl
1. Josh Smith	2011	49	1,132	23.1	Sr.
2. Terrence Austin	2008	46	1,109	24.1	Jr.
3. Terrence Austin	2009	43	1,036	24.1	Sr.
4. Matthew Slater	2007	34	986	29.0	Sr.
5. Ishmael Adams	2016	32	734	22.9	R-Sr.
5. Josh Smith	2010	32	723	22.6	Jr.
7. Tab Perry	2000	29	598	20.6	Fr.
8. Ishmael Adams	2014	26	591	22.7	R-So.
9. Tab Perry	2002	25	626	25.0	Jr.
10. Jim McElroy	1995	24	595	24.8	So.

### SINGLE SEASON TACKLES (1975-present)

	Year	No.	Cl
1. Jerry Robinson	1978	161	Sr.
2. Jerry Robinson	1976	159	So.
3. Eric Kendrick	2012	150	R-So.
4. Eric Kendrick	2014	149	R-Sr.
5. Jerry Robinson	1977	147	Jr.
6. Craig Davis	1989	143	Sr.
6. Don Rogers	1983	143	Sr.
8. Eric Turner	1989	141	Jr.
9. Frank Stephens	1977	136	Sr.
10. Brandon Chillar	2003	133	Sr.
10. Don Rogers	1981	133	So.
12. Spencer Havner	2004	125	Jr.
12. Ken Norton	1987	125	Sr.
14. Don Rogers	1982	124	Jr.
15. Terry Tautolo	1975	120	Sr.
16. Jayon Brown	2016	119	Sr.
16. Frank Stephens	1976	119	Jr.
16. James Washington	1984	119	R-Fr.

### SINGLE SEASON TACKLES FOR LOSS (1975-present)

	Year	No.	Cl
1. Robert Thomas	2001	26.0	Sr.
2. Brian Price	2009	23.5	Jr.
3. Marcus Patton	1989	22.0	Sr.
4. Anthony Barr	2012	21.5	Jr.
5. Donnie Edwards	1994	21.0	Jr.
6. Dave Ball	2003	20.5	Sr.
7. Anthony Barr	2013	20.0	Sr.
8. Datone Jones	2012	19.0	Sr.
8. Justin Hickman	2006	19.0	Sr.
8. Carnell Lake	1987	19.0	Jr.
11. Takkarist McKinley	2016	18.0	Sr.
11. Jamir Miller	1993	18.0	Jr.
11. Irv Eatman	1980	18.0	So.
14. Bruce Davis	2006	17.5	Jr.
15. Bruce Davis	2007	15.5	Sr.
16. Spencer Havner	2005	15.0	Sr.
16. Dave Ball	2002	15.0	Jr.
16. Kenyon Coleman	2001	15.0	Sr.
16. Brendon Ayanbadejo	1997	15.0	Jr.
16. George Kase	1995	15.0	Sr.

### SINGLE SEASON INTERCEPTIONS (1942-present)

	Year	No.	Yds	Avg	Cl
1. Carlton Gray	1991	11	132	12.0	Jr.
2. Rahim Moore	2009	10	79	7.9	So.
3. Bob Stiles	1965	9	125	13.9	Jr.
4. Bill Stits	1952	8	235	29.4	Jr.
5. Marvin Goodwin	1993	7	136	19.4	Jr.
5. Don Rogers	1983	7	81	11.6	Sr.
5. Kenny Easley	1978	7	71	10.1	So.
5. Bob Waterfield	1942	7	96	13.8	So.
9. Larry Atkins	1997	6	154	25.7	Jr.
9. Craig Rutledge	1986	6	104	17.3	Sr.
9. Tom Sullivan	1981	6	28	4.7	Jr.
9. Kenny Easley	1977	6	33	5.5	Fr.
9. John Nanoski	1973	6	106	17.7	Jr.
9. Jimmy Allen	1972	6	42	7.0	Jr.
9. Ron Carver	1969	6	97	16.2	So.
9. Sandy Green	1967	6	51	8.5	Sr.
9. Milt Davis	1952	6	83	13.8	Jr.
9. Ernie Johnson	1946	6	58	9.7	Fr.
9. Ben Reiges	1946	6	—	—	Jr.

### SINGLE SEASON SACKS (1975-present)

	Year	No.	Cl
1. Dave Ball	2003	16.5	Sr.
2. Anthony Barr	2012	13.5	Jr.
3. Carnell Lake	1987	13.0	Jr.
4. Bruce Davis	2006	12.5	Jr.
4. Justin Hickman	2006	12.5	Sr.
4. Donnie Edwards	1994	12.5	Jr.
4. Jamir Miller	1993	12.5	Jr.
8. Bruce Davis	2007	12.0	Sr.
9. Dave Ball	2002	11.0	Jr.
9. Marcus Patton	1989	11.0	Sr.
9. Eric Smith	1986	11.0	Jr.
12. Takkarist McKinley	2016	10.0	Sr.
12. Anthony Barr	2013	10.0	Sr.
14. Deon Hollins	2014	9.0	So.
14. Brendon Ayanbadejo	1998	9.0	Sr.
14. Mark Walen	1985	9.0	Sr.
14. Terry Tumey	1985	9.0	So.
14. Neal Dellocono	1984	9.0	Sr.
14. Manu Tuiaosopo	1976	9.0	So.

## RECORDS

### INDIVIDUAL RECORDS

#### OFFENSE

##### PLAYS

Game: 76 — Mike Fafaul, vs. Utah, 2016  
Season: 638 — Brett Hundley, 2012  
Career: 1,720 — Brett Hundley, 2012-14

##### YARDS GAINED

Game: 515 — Cade McNown vs Miami, 1998  
Season: 4,095 — Brett Hundley, 2012  
Career: 11,713 — Brett Hundley, 2012-14

##### YARDS PER GAME

Season: 304.3 — Cade McNown, 1998  
Career: 292.8 — Brett Hundley, 2012-14

##### AVERAGE PER PLAY

Season: 8.45 — Cade McNown, 1998  
Career: 7.22 — Cade McNown, 1995-98

#### RUSHING

##### CARRIES

Game: 42 — DeShaun Foster vs Alabama, 2000 and Karim Abdul-Jabbar vs Stanford, 1995  
Season: 296 — Karim Abdul-Jabbar, 1995  
Career: 788 — Johnathan Franklin, 2009-12

##### YARDS GAINED

Game: 322 — Maurice Jones-Drew at Washington, 2004  
Season: 1,734 — Johnathan Franklin, 2012  
Career: 4,403 — Johnathan Franklin, 2009-12

##### YARDS PER GAME

Season: 142.8 — Karim Abdul-Jabbar, 1995

##### GAMES GAINING 100 YARDS OR MORE

Season: 9 — Johnathan Franklin, 2012  
(8 — Karim Abdul-Jabbar, 1995; Gaston Green, 1986; Freeman McNeil, 1980 and 1979; Wendell Tyler, 1975)  
Career: 20 — Gaston Green, 1984-87; 19 Franklin, 2009-12

##### CONSECUTIVE GAMES GAINING 100 YARDS OR MORE

Season: 7 — Gaston Green, 1986 (6 — Tyler Ebell, 2002)  
Two-Seasons: 8 straight games — Gaston Green, 1986-87; note --- 9 (in consecutive games played in, but missing game due to injury) — Freeman McNeil, 1979-80

##### GAMES GAINING 200 YARDS OR MORE

Season: 3 — Karim Abdul-Jabbar, 1995 (consecutive)  
Career: 3 — Gaston Green, 1984-87; Karim Abdul-Jabbar, 1992-95; Johnathan Franklin, 2009-12

##### GAMES GAINING 100 YARDS RUSHING AND 100 YARDS RECEIVING

Career: 2 — Skip Hicks, 1997 vs Washington (147 rushing, 106 receiving); Skip Hicks, 1996 vs Cal (146 rush, 113 recv.)

##### YARDS GAINED, QUARTERBACK

Game: 178 — John Sciarra vs Tennessee, 1974  
Season: 815 — Jeff Dankworth, 1976  
Career: 1,813 — John Sciarra, 1972-75

##### YARDS GAINED, FRESHMAN

Game: 227 — Eric Ball (redshirt) vs Iowa, 1986 Rose Bowl; 186 Kevin Nelson (true), 1980 vs Arizona State  
Season: 994 — Tyler Ebell (redshirt), 2002; 673 — DeShaun Foster (true), 1998

##### AVERAGE PER CARRY

Game (Min. 100 Yards): 36.0 — Bill Bolden vs Cal, 1969 (3 for 108)  
Season (Min. 40 Carries): 12.2—Jackie Robinson, 1939 (42 for 514)  
Season (Min. 100 Carries): 7.5 — Kermit Johnson, 1973(150 for 1,129)  
Career (Min.100 Carries): 6.7—Kermit Johnson, 1971-73 (370 for 2,495)

##### TOUCHDOWNS

Game: 5 — Maurice Jones-Drew at Washington, 2004; \*With 4 — Myles Jack (true freshman) vs Wash., 2013; DeShaun Foster vs Wash., 2001; Jermaine Lewis vs Houston, 1998; Skip Hicks vs Wash. St., 1997 ; vs Arizona, 1997; vs NE Louisiana, 1996; Karim Abdul-Jabbar vs Stanford, 1995; Gaston Green vs USC, 1986; Eric Ball (redshirt freshman) vs Iowa, 1986 Rose Bowl; vs San Diego St., 1985; Freeman McNeil vs Stanford, 1980; vs Cal, 1979  
Season: 22 — Skip Hicks, 1997  
Career: 48 — Skip Hicks, 1993-94, 1996-97

##### LONGEST RUSH

93 yards — Chuck Cheshire vs Montana, 1934

#### PASSING

##### ATTEMPTS

Game: 70 — Mike Fafaul, vs. Utah, 2016  
Season: 487 — Josh Rosen, 2015  
Two Seasons: 849 — Brett Hundley, 2012-13  
Career: 1,250 — Cade McNown, 1995-98

##### COMPLETIONS

Game: 40 — Mike Fafaul, vs. Utah, 2016  
Season: 318 — Brett Hundley, 2012  
Season (Freshman): 318 — Brett Hundley, 2012  
Two Seasons: 566 — Brett Hundley, 2012-13  
Career: 837 — Brett Hundley, 2012-14

##### HIGHEST COMPLETION PERCENTAGE

Game (Min. 15 Attempts): 92.6% — Rick Neuheisel vs Washington, 1983 (25 of 27, NCAA Record at time)  
Season (Min. 75 Attempts): 69.3% — Rick Neuheisel, 1983 (185 of 267)  
Career (Min. 100 Completions): 68.0% — Rick Neuheisel, 1979-83 (198 of 291)  
Career (Min. 200 Completions): 67.4% — Brett Hundley, 2012-14 (837 of 1,241)

##### HIGHEST EFFICIENCY RATING

Season: 168.6 — Cade McNown, 1997  
Career: 152.9 — Troy Aikman, 1987-88

##### INTERCEPTIONS

Game: 5 — Steve Bukich vs Washington, 1974; Matt Stevens vs Oklahoma, 1986  
Season: 20 — Kevin Craft, 2008  
Fewest (Season: Min. 200 Att.): 4 — Wayne Cook, 1993  
Career: 41 — Cade McNown, 1995-98

##### YARDS GAINED

Game: 513 — Cade McNown vs Miami, 1998  
Season: 3,740 — Brett Hundley, 2012  
Season (Freshman): 3,740 — Brett Hundley, 2012 (redshirt) 3,668 — Josh Rosen, 2015 (true)  
Two Seasons: 6,811 — Brett Hundley, 2012-13  
Career: 10,708 — Cade McNown, 1995-98

##### YARDS PER GAME

Season: 289.2 — Cade McNown, 1998  
Season (True or RS Freshman): 282.2 Josh Rosen, 2015  
Career: 249.2 — Brett Hundley, 2012-14

##### GAMES PASSING FOR 350 YARDS OR MORE

Season: 3 — Cade McNown, 1998  
Career: 6 — Cade McNown, 1995-98  
note - Josh Rosen enters 2017 with four career 350-yard passing games

##### GAMES PASSING FOR 300 YARDS OR MORE

Season: 6 — Josh Rosen, 2015; Cade McNown, 1998  
Career: 11 — Cade McNown, 1995-98  
note - Josh Rosen enters 2017 with 10 career 300-yard passing games  
Consecutive Games: 3 — Brett Hundley, 2012

##### TOUCHDOWN PASSES

Game: 6 — Drew Olson vs Oregon State, 2005  
Season: 34 — Drew Olson, 2005  
Two Seasons: 54 — Drew Olson, 2004-05; (53) B. Hundley, 2012-13  
Career: 75 — Brett Hundley, 2012-14

##### MOST CONSECUTIVE PASSES COMPLETED

17 — Rick Neuheisel vs Washington, 1983

##### MOST CONSECUTIVE PASSES WITHOUT AN INTERCEPTION

Overall: 245 — Josh Rosen, 2015 (3rd qtr of Stanford, game 6, to 3rd qtr of USC, game 12); 199 Drew Olson, 2005 (1st quarter of game six vs. Washington State into 1st quarter vs. Northwestern); 198 — Cory Paus, 2000-2001 (last two games of 2000 into 2nd quarter of seventh game of 2001)  
One Season: 245 — Josh Rosen, 2015 (3rd qtr of game six vs Stanford through 3rd qtr game 12 vs. USC)

##### LONGEST PASS PLAY

95 yards —Wayne Cook to J.J. Stokes vs Washington, 1993

##### LONGEST PASS (IN AIR)

62 yards — Kenny Washington to Hal Hirshon vs USC, 1937

#### RECEIVING

##### RECEPTIONS

Game: 14 — Jordan Payton vs. Wash. State, 2015 and J.J. Stokes vs Wisconsin, 1994 Rose Bowl  
Season: 82 — J.J. Stokes, 1993 (Reg. Season: 75 — Jordan Payton, 2015)  
Career: 201 — Jordan Payton, 2012-15

True Freshman (Game): 7 — Devin Fuller, 2012 at Stanford  
Career Games with at least 10 Recept.: 3 — J.J. Stokes, 1991-93

##### RECEPTIONS BY RUNNING BACK

Game: 9 — George Farmer vs. Wisconsin, 1969  
Season: 36 — George Farmer, 1969  
Career: 80 — Paul Perkins, 2013-15

##### RECEPTIONS BY A TIGHT END

Game: 11 — Mercedes Lewis vs Arizona, 2005  
Season: 58 — Mercedes Lewis, 2005  
Career: 126 — Mercedes Lewis, 2002-05

##### YARDS GAINED

Game (by wr): 263 — J.J. Stokes vs USC, 1992  
Game (by rb): 130 — Kermit Alexander vs TCU, 1961  
Season: 1,494 — Freddie Mitchell, 2000  
Career: 3,020 — Danny Farmer, 1996-99  
Career Games, at least 160 Recev. Yds.: 5 — J.J. Stokes, 1991-94

##### MOST CONSECUTIVE GAMES OVER 100 RECEIVING YARDS

4 — Freddie Mitchell, 2000; Kevin Jordan, 1994

##### AVERAGE PER GAME

Season: 124.5 — Freddie Mitchell, 2000  
Career: 82.1 — Freddie Mitchell, 1998-00

##### AVERAGE PER RECEPTION

Season (Min. 9): 30.1 — Raymond Burks, 1973 (9 for 271 yds.)  
Career (Min. 50): 20.3 — Jim McElroy, 1994-97 (96 for 1,945 yds.)

##### TOUCHDOWN RECEPTIONS

Game: 4 — Jojo Townsell vs Long Beach State, 1982 and J.J. Stokes vs Washington, 1993  
Season: 17 — J.J. Stokes, 1993  
Season (True Freshman): 3 — Thomas Duarte, 2013 and Raymond Burks, 1973  
Career: 28 — J.J. Stokes, 1991-94

#### PUNTING

##### NUMBER OF PUNTS

Game: 11 — Aaron Perez vs USC, 2007; Darren Schager vs Washington St., 1992; Bob Heydenfeldt vs Wisconsin, 1952; Bob Moore vs Stanford, 1950 and Purdue, 1950; Bob Waterfield vs California, 1944 and Santa Clara, 1942  
Season: 91 — Aaron Perez, 2007; Chris Kluwe, 2003  
Career: 286 — Aaron Perez, 2005-2008

##### AVERAGE PER PUNT

Season (Min. 30): 49.3 — Kirk Wilson, 1956 (30 for 1,479 yds)  
Career (Min. 75): 44.57 — Kirk Wilson, 1956-58 (77 for 3,432 yds)

##### TOTAL YARDS

Season: 3,908 — Chris Kluwe, 2003 (91 punts)  
Career: 12,220 — Aaron Perez, 2005-2008 (286 punts)

##### LONGEST PUNT

91 yards — Bob Waterfield vs March Air Force, 1944

#### INTERCEPTIONS

##### NUMBER OF INTERCEPTIONS

Game: 3 — Sheldon Price vs Houston, 2012; Tevin McDonald vs Cal, 2011; Rahim Moore vs San Diego St., 2009; Darryl Henley vs Oregon St., 1986; Craig Rutledge vs Oregon St., 1986; Ron Carver vs Texas, 1971  
Season: 11 — Carlton Gray, 1991  
Career: 19 — Kenny Easley, 1977-80

##### YARDS GAINED

Season: 235 — Bill Stits, 1952  
Career: 357 — Alterraun Verner, 2006-09

##### AVERAGE PER RETURN

Season (Min. 2): 70.5 — Jerry Robinson, 1976 (2 for 141 yds)  
Career (Min. 6): 37.8 — Kenny Washington, 1937-39 (6 for 226 yds)

##### TOUCHDOWNS

Game: 2 — Brian Baggott vs Cal, 1978  
Season: 2 — Ishmael Adams, 2014; Akeem Ayers, 2009; Alterraun Verner, 2006; Spencer Havner, 2002; Blanchard Montgomery, 1982; Brian Baggott, 1978; Jerry Robinson, 1976; John Brown, 1958  
Career: 4 — Alterraun Verner, 2006-09

##### LONGEST RETURN

100 yards — Jimmy Allen vs California, 1973; Alan Dial vs Oregon State, 1986; Dennis Price vs California, 1987

## RECORDS

### PUNT RETURNS

#### NUMBER OF RETURNS

Game: 8 — Paul Guidry vs Washington St., 1993 and Severn Reece vs Arizona, 1976 and Tim McAteer vs Air Force, 1965 and Gene Rowland vs USC, 1946  
Season: 38 — Craig Bragg, 2003  
Career: 95 — Terrence Austin, 2006-09

#### YARDS GAINED

Game: 162 — Maurice Jones-Drew vs California, 2005  
Season: 427 — Maurice Jones-Drew, 2005  
Career: 961 — Craig Bragg, 2001-04

#### AVERAGE PUNT RETURN

Season (Min. 10): 28.5 — Maurice Jones-Drew, 2005 (15 for 427 yds)  
Career (Min. 20): 23.1 — Maurice Jones-Drew, 2003-05 (24-559)

#### TOUCHDOWNS

Season: 3 — Maurice Jones-Drew, 2005 and Sam Brown, 1955  
Career: 4 — Maurice Jones-Drew, 2003-05 and Sam Brown, 1953-55

#### LONGEST RETURN

96 yards — Craig Bragg vs USC, 2004

### KICKOFF RETURNS

#### NUMBER OF RETURNS

Game: 8 — Josh Smith, at Arizona State, 2010  
Season: 49 — Josh Smith, 2011  
Career: 89 — Terrence Austin, 2006-09

#### YARDS GAINED

Game: 206 — Terrence Austin vs Fresno State, 2008  
Season: 1,132 — Josh Smith, 2011  
Career: 2,145 — Terrence Austin, 2006-09

#### AVERAGE PER RETURN

Season (Min. 6): 41.5 — Al Hoisch, 1946 (6 for 249 yds)  
Career (Min. 15): 29.0 — Matthew Slater, 2004-07 (34 for 986 yds)

#### TOUCHDOWNS

Game: 2 — Brandon Breazell vs Northwestern, 2005  
Season: 3 — Matthew Slater, 2007  
Career: 3 — Matthew Slater, 2004-07

#### LONGEST RETURN

103 yards — Al Hoisch vs Illinois, 1947 Rose Bowl

### ALL-PURPOSE YARDS

#### YARDS GAINED

Game: 384 — Maurice Jones-Drew vs Washington, 2004 (322 rushing, 62 kickoff return)  
Season: 2,062 Johnathan Franklin, 2012 (1,734 rush, 323 receiving, 5 kickoff return)  
Career: 4,925 Johnathan Franklin, 2009-12 (4,403 rush, 517 receiving, 5 kickoff return)

#### DEFENSE (1975 - Present)

#### TACKLES

Game: 28 — Jerry Robinson vs Air Force, 1976  
Season: 161 — Jerry Robinson, 1978  
Career: 481 — Eric Kendricks, 2010-14

#### SACKS

Game: 4.5 — Donnie Edwards vs SMU, 1994 and Jamir Miller vs BYU, 1993  
Season: 16.5 — Dave Ball, 2003  
Career: 30.5 — Dave Ball, 2000-03

#### TACKLES FOR LOSS

Game: 6.0 — Donnie Edwards at Arizona, 1994  
Season: 26.0 — Robert Thomas, 2001  
Career: 45.5 — Carnell Lake, 1985-88

### SCORING

#### POINTS SCORED

Game: 30 — Maurice Jones-Drew vs California, 2005 and at Washington, 2004 (5 TD); also 26 — Joe Fleming vs Redlands, 1926 (3TD, 2FG, 2PAT)  
Season: 156 — Skip Hicks, 1997  
Season (Kicking): 117 — John Lee, 1984  
Season True Freshman (Kicking): 104 — Ka'imi Fairbairn, 2012  
Career: 413 — Ka'imi Fairbairn, 2012-15  
Career (Non-Kicking): 324 — Skip Hicks, 1993-94, 1996-97

#### MOST CONSECUTIVE SEASONS SCORING 100 POINTS

4 — Ka'imi Fairbairn (2012, 2013, 2014, 2015)

#### TOUCHDOWNS

Game: 5 — Maurice Jones-Drew vs Cal, 2005 and at Washington, 2004  
Season: 26 — Skip Hicks, 1997  
Career: 55 — Skip Hicks, 1993-94, 1996-97

#### MOST FIELD GOALS MADE

Game: 6 — John Lee vs San Diego State, 1984  
Season: 32 — John Lee, 1984  
Career: 85 — Kai Forbath, 2007-10 and John Lee, 1982-85

#### MOST FIELD GOALS ATTEMPTED

Game: 7 — Efen Herrera vs Washington, 1971  
Season: 36 — John Lee, 1984  
Career: 101 — Kai Forbath, 2007-10

#### HIGHEST FIELD GOAL PERCENTAGE

Game: 1.000 (6-of-6) — John Lee vs San Diego State, 1984  
Season: .903 — Kai Forbath, 2009 (28-31)  
Career (Min. 40 Made): .850 — John Lee, 1982-85 (85 of 100)

#### CONSECUTIVE GAMES IN WHICH KICKED FG

15 — Peter Boermeester, 1978-79 (Last 10-1978, first 5-1979)

#### CONSECUTIVE FIELD GOALS MADE

22 — John Lee (last four in 1984, first 18 in 1985)  
One Season: 18 — John Lee, 1985 (15 — Chris Sailer, 1997)  
\*Consecutive field goals made under 50 yards in length — Kai Forbath, 2009-10, 40 straight

#### MOST FIELD GOALS MADE 50+ YARDS

Game: 2 — Kai Forbath vs BYU (Las Vegas Bowl), 2007 and Justin Medlock vs Oregon, 2004  
Season: 5 — Kai Forbath, 2007  
Career: 10 — Kai Forbath, 2007-10

#### LONGEST FIELD GOAL

60 yards — Ka'imi Fairbairn vs California, 2015

#### LONGEST FIELD GOAL BY FRESHMAN

54 yards — Kai Forbath vs Oregon, 2007

#### LONGEST DROP KICK

27 yards — Mike Frankovich vs Utah, 1933

#### POINTS AFTER TOUCHDOWN MADE

Game: 9 — Zenon Andrusyshyn vs Pittsburgh, 1968 and Efen Herrera vs Utah, 1973 and Justin Medlock vs Rice, 2005  
Season: 60 — Efen Herrera, 1973  
Career: 209 — Ka'imi Fairbairn, 2012-15

#### POINTS AFTER TOUCHDOWN ATTEMPTED

Game: 9 — Justin Medlock vs Rice, 2005 and Efen Herrera vs Utah, 1973 and vs Washington, 1973 and Zenon Andrusyshyn vs Pittsburgh, 1968  
Season: 64 — Efen Herrera, 1973  
Career: 214 — Ka'imi Fairbairn, 2012-15

#### KICKING POINTS SCORED

Game: 18 — John Lee vs San Diego State, 1984 (6 FG) and Chris Sailer vs Washington, 1998 (5 FG, 3 PAT)  
Season: 117 — John Lee, 1984  
Career: 413 — Ka'imi Fairbairn, 2012-15

#### CONSECUTIVE POINTS AFTER TD MADE

113 — Justin Medlock, 2003-06 (Last 34 of 2004, all 50 in 2005 and all 29 in 2006); 108 — John Lee, 1982-85 (Last 15 of 1982, all 33 of 1983, all 21 of 1984 and all 39 of 1985)

## UCLA BOWL GAME RECORDS

### INDIVIDUAL

Total Offensive Plays: 59 — Brett Hundley, 2013 Holiday Bowl v. Baylor  
Total Offensive Yards: 387 — Brett Hundley, 2013 Sun Bowl v. Virginia Tech  
Rushing Attempts: 33 — Gaston Green, 1986 Freedom Bowl v. BYU  
Net Rushing Yards: 266 — Gaston Green, 1986 Freedom Bowl v. BYU  
Longest Rush: 86 — Brett Hundley, 2013 Sun Bowl v. Virginia Tech  
Rushing Touchdowns: 4 — Eric Ball, 1986 Rose Bowl v. Iowa  
Passing Yards: 340 — Cade McNown, 1999 Rose Bowl v. Wisconsin  
Passes Attempted: 50 — Brett Hundley, 2012 Holiday Bowl v. Baylor  
Passes Completed: 28 — Wayne Cook, 1994 Rose Bowl v. Wisconsin  
Touchdown Passes: 4 — Rick Neuheisel, 1984 Rose Bowl v. Illinois  
Receptions: 14 — J.J. Stokes, 1994 Rose Bowl v. Wisconsin  
Receiving Yards: 180 — Freddie Mitchell, 2000 Sun Bowl v. Wisconsin  
Touchdown Receptions: 2 — Craig Bragg, 2004 Las Vegas Bowl v. Wyoming and Karl Dorrell, 1984 Rose Bowl v. Illinois and Wally Henry, 1976 Rose Bowl v. Ohio State  
Longest Pass Play: 78 — Patrick Cowan to Brandon Breazell, 2006 Emerald Bowl v. Florida St.  
Points: 24 — Eric Ball, 1986 Rose Bowl v. Iowa  
Touchdowns: 4 — Eric Ball, 1986 Rose Bowl v. Iowa  
Interceptions: 2 — Don Rogers, 1984 Rose Bowl v. Illinois and Bob Stiles, 1966 Rose Bowl v. Michigan State  
Punts: 9 — Chris Kluwe, 2003 Silicon Valley Classic v. Fresno State and Larry Cox, 1966 Rose Bowl v. Michigan State  
Punting Average: 47.8 — Kevin Buenafe, 1981 Bluebonnet Bowl v. Michigan  
Punt Returns: 5 — Lupe Sanchez, 1984 Rose Bowl v. Illinois  
Punt Return Yardage: 89 — Craig Bragg, 2002 Las Vegas Bowl v. New Mexico  
Longest Punt Return: 74 — Craig Bragg, 2002 Las Vegas Bowl v. New Mexico  
Kickoff Returns: 6 — Roosevelt Davis, 2015 Foster Farms Bowl and Wally Henry, 1976 Liberty Bowl v. Alabama  
Kickoff Return Yardage: 178 — Al Hoisch, 1947 Rose Bowl v. Illinois  
Longest Kickoff Return: 103 — Al Hoisch, 1947 Rose Bowl v. Illinois  
All-Purpose Yards: 266 — Gaston Green, 1986 Freedom Bowl v. BYU  
Field Goals: 3 — Kai Forbath, 2007 Las Vegas Bowl v. BYU and John Lee, 1985 Fiesta Bowl v. Miami

### TEAM

Overall Record: 16-18-1  
Points: — 50, 2005 Sun Bowl v. Northwestern  
Most Points Allowed: — 51, 1995 Aloha Bowl v. Kansas  
Fewest Points Allowed: — 3, 1991 Hancock Bowl v. Illinois and 1989 Cotton Bowl v. Arkansas  
Total Offensive Plays: — 84, 1984 Rose Bowl v. Illinois  
Total Offensive Yards: — 538, 1999 Rose Bowl v. Wisconsin  
Rush Attempts: — 55, 1989 Cotton Bowl v. Arkansas and 1986 Rose Bowl v. Iowa and 1978 Fiesta Bowl v. Arkansas  
Net Yards Rushing: — 423, 1986 Freedom Bowl v. BYU  
Passing Yards: — 418, 1999 Rose Bowl v. Wisconsin  
Passes Attempted: — 50, 2012 Holiday Bowl v. Baylor  
Passes Completed: — 28, 1994 Rose Bowl v. Wisconsin  
Interceptions By: — 4, 1984 Rose Bowl v. Illinois  
First Downs: — 31, 1994 Rose Bowl v. Wisconsin  
Punts: — 11, 1966 Rose Bowl v. Michigan State  
Punting Average: — 47.8, 1981 Bluebonnet Bowl v. Michigan  
Penalties: — 15, 2014 Valero Alamo Bowl v. Kansas State  
Penalty Yards: — 143, 1981 Bluebonnet Bowl v. Michigan  
Touchdowns: — 7, 2005 Sun Bowl v. Northwestern (6, 2013 Sun Bowl; 1986 Rose Bowl v. Iowa; 1984) Rose Bowl v. Illinois





**TRUE FRESHMAN RECORDS**

**PASSING**

**YARDS GAINED**

Game: 399 — Josh Rosen vs Cal, 2015  
 Season: 3,668 — Josh Rosen, 105

**TOUCHDOWN PASSES**

Game: 3 — Josh Rosen vs Nebraska, Cal and UVa, 2015  
 and Cade McNown vs. Kansas, 1995  
 Season: 23 — Josh Rosen, 2015

**300-YARD PASSING GAMES**

Season: 6 — Josh Rosen, 2015

**MOST PASSING ATTEMPTS**

Game: 57 — Josh Rosen vs Washington State, 2015  
 Season: 487 — Josh Rosen, 2015

**MOST COMPLETIONS**

Game: 34 — Josh Rosen vs Cal, 2015  
 Season: 292 — Josh Rosen, 2015

**LONGEST PASS PLAY**

Game: 70 yards — Josh Rosen to Darren Andrews at Stanford, 2015

**RECEIVING**

**MOST RECEPTIONS**

Game: 7 — Devin Fuller at Stanford, 2012  
 Season: 40 — Taylor Embree, 2008

**MOST YARDS RECEIVING**

Game: 90 — Taylor Embree vs Cal, 2008  
 Season: 531 — Taylor Embree, 2008

**TOUCHDOWN RECEPTIONS**

Game: 2 — Brian Poli-Dixon, 1997 vs Houston and  
 Brad Melsby vs Kansas, 1995  
 Season: 3 — Thomas Duarte, 2013 and Raymond Burks, 1973

**LONGEST RECEPTION**

Game: 82 yards by Raymond Burks vs Oregon State, 1973

**100-YARD RECEIVING GAMES**

Season: none



Josh Rosen

**RUSHING**

**MOST YARDS GAINED**

Game: 186 — Kevin Nelson vs Arizona State, 1980  
 Season: 673 by DeShaun Foster, 1998

**MOST RUSHING ATTEMPTS**

Game: 31 — Kevin Nelson vs Arizona State, 1980  
 Season: 135 by Maurice Jones-Drew, 2003

**MOST 100-YARD RUSHING GAMES**

Season: 2 — Skip Hicks vs Nebraska and Arizona State, 1993;  
 and Gaston Green vs Miami and USC, 1984; and  
 Kevin Nelson vs Arizona State and Wisconsin, 1980

**MOST YARDS RUSHING IN FIRST GAME**

Game: 120 — Myles Jack at Arizona, 2013

**LONGEST RUSH**

83 yards by Maurice Jones-Drew vs Arizona State, 2003

**MOST RUSHING TOUCHDOWNS**

Game: 4 — Myles Jack at Arizona, 2013  
 Season: 10 — DeShaun Foster, 1998

**DEFENSE**

**TACKLES**

Season: 93 — Kenny Easley, 1977

**SACKS**

Season: 5.0 — Jamir Miller, 1991

**TACKLES FOR LOSS**

Season: 10.0 — Ricky Manning, 1999

**INTERCEPTIONS**

Season: 5 — Matt Ware, 2001

**SCORING**

**POINTS SCORED**

Season: 104 — Ka'imi Fairbairn, 2012  
 Season (Non-Kicking): 72 — DeShaun Foster, 1998

**TOUCHDOWNS IN A GAME**

Game: 4 — Myles Jack at Arizona, 2013



Myles Jack

**KICKING**

**MOST FIELD GOALS MADE**

Season: 16 — Ka'imi Fairbairn, 2012

**HIGHEST FIELD GOAL PERCENTAGE**

Season (min. 15 made): .789 — John Lee, 1982 (15-19)

**MOST FIELD GOALS MADE 50+ YARDS**

Game: 1 — John Lee, 1982 vs Stanford (50 yards)  
 Season: 1 — John Lee, 1982

**LONGEST FIELD GOAL**

50 yards — John Lee vs Stanford, 1982

**MOST PUNTS**

Season: 68 — Nate Fikse, 1999

**MOST PUNTING YARDAGE**

Season: 2,857 — Nate Fikse, 1999

**MOST PUNTS INSIDE THE 20-YARD LINE**

Season: 19 — Chris Sailer, 1995

**HIGHEST PUNTING AVERAGE**

Season: 42.3 — Chris Sailer, 1995



Ka'imi Fairbairn

## RECORDS

### TEAM SINGLE-SEASON RECORDS

#### TOTAL OFFENSE

Most Plays: 1,095 — 2012  
Fewest Plays: 458 — 1943  
Most Yards: 6,531 — 2012  
Fewest Yards: 1,290 — 1943  
Highest Average Per Game: 487.3 — 1998  
Lowest Average Per Game: 143.3 — 1943

#### RUSHING

Most Carries: 746 — 1975  
Fewest Carries: 343 — 1943  
Most Yards Gained: 4,403 — 1973  
Fewest Yards Gained: 759 — 1963  
Highest Average Per Game: 400.3 — 1973  
Lowest Average Per Game: 75.9 — 1963  
Highest Average Per Carry: 6.4 — 1973  
Lowest Average Per Carry: 2.0 — 1963  
Most Touchdowns: 56 — 1973

#### PASSING

Most Attempts: 510 — 2015  
Fewest Attempts: 82 — 1972  
Most Completions: 318 — 2012  
Fewest Completions: 26 — 1943  
Highest Percent Completions: 69.0 — 1983  
Lowest Percent Completions: 22.6 — 1943  
Most Passes Had Intercepted: 24 — 1944  
Most Yards Gained: 3,860 — 2012  
Fewest Yards Gained: 425 — 1943  
Highest Average Per Game: 304.8 — 1998  
Lowest Average Per Game: 47.2 — 1943  
Most Touchdowns: 34 — 2005  
Fewest Touchdowns: 2 — 1961 and 1943

#### PUNTING

Most Punts: 93 — 2007  
Fewest Punts: 33 — 1975  
Most Yards: 3,908 — 2003  
Fewest Yards: 1,259 — 1975  
Highest Average: 44.6 — 2008

#### INTERCEPTIONS

Most Interceptions: 34 — 1952  
Most Yards Gained: 509 — 1952  
Average Per Return: 23.0 — 1987

#### PUNT RETURNS

Most Returns: 63 — 1946  
Fewest Returns: 15 — 1964  
Most Yards: 740 — 1946  
Fewest Yards: 41 — 1989  
Average Per Return: 25.0 — 2005

#### KICKOFF RETURNS

Most Returns: 63 — 2011  
Fewest Returns: 16 — 1954  
Most Yards: 1,317 — 2011  
Fewest Yards: 289 — 1945  
Average Per Return: 25.6 — 1980

#### SCORING

Most Points: 482 — 2012  
Fewest Points (Min. 9 Games): 59 — 1943  
Most Touchdowns: 64 — 1973; 63 — 2013; 62 — 2012, 2005  
Fewest Touchdowns: 9 — 1943  
Most Field Goals: 32 — 1984  
Most Points After Touchdowns: 62 — 1998  
Most Safeties: 3 — 1952

#### FIRST DOWNS

Most Total First Downs: 331 — 2012  
Fewest Total First Downs: 66 — 1943  
Most First Downs Rushing: 214 — 1973  
Fewest First Downs Rushing: 50 — 1963  
Most First Downs Passing: 170 — 2012  
Fewest First Downs Passing: 12 — 1943  
Most First Downs Penalty: 31 — 2012  
Fewest First Downs Penalty: 1 — 1954

#### PENALTIES

Most Penalties: 130 — 2012  
Fewest Penalties: 32 — 1943  
Most Yards Lost On Penalties: 1,281 — 2012  
Fewest Yards Lost On Penalties: 237 — 1943

#### FUMBLES

Most Fumbles: 45 — 1946  
Fewest Fumbles: 9 — 1952  
Most Fumbles Lost: 27 — 1946  
Fewest Fumbles Lost: 2 — 1952

#### SINGLE GAME

##### TOTAL OFFENSE

Most Yards: 692 vs New Mexico State, 2013  
Fewest Yards: 41 vs Syracuse, 1964

##### RUSHING

Most Yards: 621 vs Stanford, 1973  
Fewest Yards: -37 vs Syracuse, 1962

##### PASSING

Most Attempts: 71 vs Utah, 2016  
Fewest Attempts: 1 vs Oregon, 1973; vs Oregon, 1975  
Most Completions: 40 vs Utah, 2016  
Fewest Completions: 0 vs Oregon St., 1978; vs Oregon, 1975; vs Oregon, 1973; vs USC, 1971; vs Pittsburgh, 1961; vs USC, 1946  
Most Yards: 513 vs Miami, 1998  
Fewest Yards: 0 vs Oregon St., 1978; vs Oregon, 1975; vs Oregon, 1973; vs USC, 1971; vs Pittsburgh, 1961; vs USC, 1946

##### INTERCEPTIONS

Most Thrown: 7 vs Stanford, 1937  
Most Caught: 10 vs California, 1978  
Most Yards Returned: 194 vs California, 1978

##### PUNTING

Most: 16 vs USC, 1946  
Fewest: 0 vs Oregon St., 1973; vs Michigan St., 1974; vs USC, 1975

##### PUNT RETURNS

Most: 10 vs USC, 1946  
Most Yards: 180 vs Stanford, 1954

##### KICKOFF RETURNS

Most: 10 at Arizona State, 2010; vs Washington, 1970  
Most Yards: 259 vs Illinois, 1947 Rose Bowl

##### SCORING

Most Points: 72 vs Stanford, 1954  
Most Touchdowns: 11 vs Stanford, 1954  
Most Safeties: 2 vs Oregon State, 1952  
Most Field Goals: 6 vs San Diego State, 1984

Most Points in One Half: 56 vs Colorado, 1980  
Most Points in 1st Quarter (Since 1958): 28 vs Nebraska, 1988; Colorado, 1980; Washington State, 1976;  
Most Points in 2nd Quarter (Since 1958): 30 at Washington State, 2012;  
Most Points in 3rd Quarter (Since 1958): 28 at Nebraska, 2013; vs Arizona State, 2000  
Most Points in 4th Quarter (Since 1958): 28 vs Virginia Tech, 2013; vs Stanford, 1973; Oregon State, 2007  
Most Points Allowed: 103 vs Whittier, 1920

#### FIRST DOWNS


Most Total First Downs: 39 vs New Mexico State, 2013  
Fewest Total First Downs: 1 vs USC, 1943 (second game)  
Most First Downs Rushing: 27 vs Stanford, 1973; vs Oregon, 1975  
Most First Downs Passing: 21 vs Utah, 2016  
Most First Downs Penalty: 6, Arizona, 2012

#### SACKS

Most Sacks: 11 vs BYU, 1993

#### GENERAL UCLA RECORDS

Consecutive Wins: 20 — 1997-98 (Last 10 games in 1997, first 10 in 1998)  
Consecutive Losses: 13 — 1919-21 (Last three games in 1919, all five games in 1920 and 1921)  
Consecutive Games Without a Loss: 20 — 1997-98 (Last 10 games in 1997, first 10 in 1998)  
Consecutive Games Scored In: 245 — 1971-92 (NCAA record at the time, ended on 10/24/92 vs Arizona St.)  
Consecutive Shutouts: 3 — 1927, 1936, 1938 and 1960  
Consecutive Games Shut out By Opponent: 3 — 1921, 1930 and 1931  
Overtime Record: 8-2 — lost at Texas A&M in 2016; won at Colorado 40-37 in two overtimes in 2014; won vs Tennessee, 27-24 in 2008; won at Stanford, 30-27 in 2005; won at Washington State, 44-41 in 2005; won vs California, 23-20 in 2003; lost at California, 38-46 in three overtimes in 2000; won vs Washington, 23-20 in 1999; won vs Oregon, 41-38 in 1998; won vs USC, 48-41 in two overtimes in 1997



Troy Aikman

### BIGGEST OFFENSIVE DAYS IN BRUIN HISTORY

#### RUSHING

621 — 1973 at Stanford\*  
566 — 1973 Washington  
532 — 1972 at California  
505 — 1972 Arizona  
501 — 1945 Pacific  
498 — 1954 at Oregon State  
486 — 1976 at Arizona State  
479 — 1975 at Oregon  
455 — 1975 at Washington State  
455 — 1973 California

\* UCLA 59, Stanford 13 — UCLA rushed 74 times for 621 yards, led by Kermit Johnson (11-168) and James McAlister (14-117-3 TD).

#### PASSING

513 — 1998 at Miami\*  
510 — 2005 Arizona State  
464 — 2016 Utah  
418 — 1999 Wisconsin (RB)  
410 — 2013 California  
409 — 1990 USC  
400 — 1997 Tennessee  
399 — 2015 California  
399 — 1998 at Oregon State  
399 — 1994 at Arizona State  
399 — 1983 Brigham Young

\*UCLA 45, Miami 49 — Cade McNown completed 26-35 passes for five touchdowns. Danny Farmer caught six passes for 135 yards and two touchdowns. Brian Poli-Dixon caught four passes for 130 yards and two touchdowns.

#### TOTAL OFFENSE

692 — 2013 New Mexico State\*  
679 — 1994 at Arizona State  
674 — 2015 at Oregon State  
671 — 1973 Washington  
670 — 1998 at Miami  
662 — 1988 Long Beach State  
660 — 2005 Arizona State  
653 — 2012 Nebraska  
651 — 1982 Stanford  
650 — 1973 at Stanford

\*UCLA 59, NMSU 13 — UCLA rushed for 298 yards and passed for 394 more. Three Bruin quarterbacks combined to complete 35 of 49 passes for 394 yards and three scores. Jordan James ran 19 times for 164 yards and two touchdowns. Shaq Evans, Steven Manfro and Devin Fuller each caught scoring passes. Malcolm Jones also ran for two touchdowns.

**OPPONENTS RECORDS**

**SINGLE SEASON**

**TOTAL OFFENSE**

Most Plays: 1,045 — 2015  
 Fewest Plays: 482 — 1945  
 Most Yards: 5,840 — 2011  
 Fewest Yards: 1,708 — 1954  
 Most Yards Per Game: 468.15 — 2005  
 Fewest Yards Per Game: 190.0 — 1954

**RUSHING**

Most Plays: 594 — 1978  
 Fewest Plays: 314 — 1954  
 Most Yards: 2,793 — 2005  
 Fewest Yards: 659 — 1954  
 Lowest Average Per Game: 71.3 — 1985  
 Highest Avg. Per Carry: 5.4 — 2005  
 Lowest Average Per Carry: 2.1 — 1954, 1985  
 Most Touchdowns: 29 — 2005

**PASSING**

Most Attempts: 503 — 2007  
 Fewest Attempts: 102 — 1943  
 Most Completions: 306 — 2014  
 Fewest Completions: 48 — 1943  
 Highest Completion Percent.: 63.3% — 2011 and 2012  
 Lowest Completion Percent.: 33.8% — 1946  
 Most Yards Gained: 3,508 — 2012  
 Fewest Yards Gained: 620 — 1944  
 Highest Average Per Game: 257.5 — 1998  
 Lowest Average Per Game: 68.6 — 1953  
 Most Touchdowns: 28 — 2011  
 Fewest Touchdowns: 3 — 1955, 1960, 1962

**SCORING**

Most Points: 439 — 2011  
 Fewest Points: 40 — 1954  
 Most Touchdowns: 54 — 2011  
 Fewest Touchdowns: 6 — 1954  
 Most Field Goals: 24 — 2016

**FIRST DOWNS**

Most Total First Downs: 312 — 2011  
 Fewest Total First Downs: 80 — 1943  
 Most Rushing First Downs: 150 — 2015; 1964  
 Fewest Rushing First Downs: 35 — 1954  
 Most Passing First Downs: 151 — 2014 and 2011  
 Fewest Passing First Downs: 19 — 1944  
 Most Penalty First Downs: 44 — 2012  
 Fewest Penalty First Downs: 2 — 1950, 1954 and 1956

**PUNTING**

Most Punts: 101 — 1946, 2007  
 Fewest Punts: 28 — 1964  
 Highest Average: 45.7 — 2011  
 Lowest Average: 32.4 — 1957 and 1962

**PUNT RETURNS**

Most Returns: 46 — 1952 and 1956  
 Fewest Returns: 9 — 2015  
 Most Return Yards: 618 — 1943  
 Fewest Return Yards: 44 — 1980  
 Highest Average: 16.7 — 1943  
 Lowest Average: 1.8 — 1980

**KICKOFF RETURNS**

Most Returns (1951-present): 78 — 1987  
 Fewest Returns (1951-present): 12 — 1983  
 Most Yards (1951-present): 1,447 — 1987  
 Fewest Yards (1951-present): 286 — 1983  
 Highest Average: 29.8 — 2001  
 Lowest Average: 11.8 — 1974

**SINGLE GAME**

**TOTAL OFFENSE**

Most Yards: 753 by USC, 1929 (modern: 689 by Miami, 1998)  
 Most Yards (Player): 448 by Brett Basanez, Northwestern, 2005  
 Fewest Yards: 42 by Arkansas, 1989 (Cotton Bowl)

**RUSHING**

Most Yards: 723 by USC, 1929; (modern: 484 by Nebraska, 1994)  
 Most Yards (Player): 322 by Joe Roberts, Utah, 2016  
 Longest Rush: 93 yards by Javid Best, Cal, 2009; 86 yards, Eddie Saenz, USC, 1943  
 Fewest Yards: -34 by Stanford, 1997

**PASSING**

Most Attempts: 70 by Northwestern, 2005  
 Most Attempts (Player): 70 by Brett Basanez, Northwestern, 2005  
 Fewest Attempts: 2 by Cal, 1944 (first game); by Oregon St., 1993  
 Most Completions: 42 by Arizona State, 2014  
 Most Completions (Player): 42, Mike Bercovici, Arizona St., 2014  
 Fewest Completions: 0 by Oregon St., 1994; by Oregon St., 1993; by Oregon St., 1991; by Air Force, 1964; by Cal, 1944 (first game); by St. Mary's Pre-Flight, 1944; by Cal, 1944 (second game)  
 Most Yards: 488 by Arizona State, 2014  
 Most Yards (Player): 488 by Mike Bercovici, Arizona St., 2014  
 Fewest Yards: 0 by Oregon St., 1994; by Oregon St., 1993; by Oregon St., 1991; by Air Force, 1964; by Cal, 1944 (first game); by St. Mary's Pre-Flight, 1944; by Cal, 1944 (second game)

Longest Pass Play: 98 yds, Joe Borchard to Troy Walters, Stanford, 1999

**RECEIVING**

Most Receptions (Game): 15, Mark Templeton, Long Beach St., 1986  
 Most Receiving Yds In a Game: 278 by Troy Walters, Stanford, 1999

**PUNTING**

Most: 14 by USC, 1946  
 Fewest: 1 by Ohio State, 1975 (first game); by Michigan State, 1965 (first game); by Stanford, 1959

**PUNT RETURNS**

Most: 11 by USC, 1946  
 Most Yards: 277 by Oklahoma, 2003  
 Longest Punt Return for Touchdown: 97 yards by Dwayne Owens, Oregon St., 1992 (dates to 1958)

**KICKOFF RETURNS**

Most: 12 by Stanford, 1954  
 Most Yards: 217 by Stanford, 1973  
 Longest Kickoff Return for Touchdown: 100 yards by John Ross, Washington, 2014; Tom Pace, Arizona St., 2001; Chris McAlister, Arizona, 1996; Ray Taroli, Oregon St., 1971; Bernard Jackson, Washington St., 1971 (dates to 1958)

**INTERCEPTIONS**

Most Interceptions: 7 by Stanford, 1937  
 Longest Return for Touchdown: 100 yards by Troy Nolan, Arizona St., 2008

**FIRST DOWNS**

Most: 38 by Arizona State, 2014  
 Fewest: 2 by California, 1944 (second game)

**SACKS**

Most Sacks: 10 by Utah, 2014 and by Fresno St., 1987

**SCORING**

Most Points: 103 vs Whittier, 1920  
 Most Points in Quarter (Since 1958): 30 by Washington, 1971

**FIELD GOALS**

Longest: 59 by Jared Siegel, Oregon, 2002; 58 by Dave Lawson, Air Force, 1975



Jackie Robinson

## RECORDS

### GAME RECORDS

#### SINGLE-GAME 180-YARD RUSHERS

Yds	Player	Year	Game	Carries	Class
322	Maurice Jones-Drew	2004	Washington	26	So.
301	DeShaun Foster	2001	Washington	31	Sr.
274	Theotis Brown	1978	Oregon	26	Sr.
266	Gaston Green	1986	BYU (Freedom Bowl)	33	Jr.
261	Karim Abdul-Jabbar	1995	Stanford	42	Jr.
248	Freeman McNeil	1980	Stanford	29	Sr.
227	Chris Alexander	1992	Oregon State	35	So.
227	Eric Ball	1985	Iowa (Rose Bowl)	22	R-Fr.
224	Gaston Green	1986	USC	39	Jr.
220	Gaston Green	1987	California	28	Sr.
220	Theotis Brown	1976	Washington	35	So.
219	Paul Perkins	2015	BYU	26	Jr.
217	Johnathan Franklin	2012	Nebraska	26	Sr.
217	Karim Abdul-Jabbar	1995	California	33	Jr.
216	Johnathan Franklin	2010	Washington State	30	So.
214	Johnathan Franklin	2012	at Rice	15	Sr.
210	Kevin Williams	1991	Oregon	30	Jr.
208	Chris Markey	2006	Rice	23	Jr.
207	Karim Abdul-Jabbar	1995	Arizona State	35	Jr.
203	Tyler Ebell	2002	Oregon State	29	R-Fr.
197	Freeman McNeil	1979	Stanford	36	Jr.
195	Kahlil Bell	2007	Stanford	19	Jr.
194	Paul Perkins	2014	Kansas State	20	So.
194	Johnathan Franklin	2012	at Stanford	19	Sr.
194	Gaston Green	1985	Tennessee	24	So.
193	Chris Markey	2007	Washington	14	Sr.
192	Freeman McNeil	1979	California	32	Jr.
190	Paul Perkins	2014	Oregon	22	So.
190	Skip Hicks	1997	Washington State	27	Sr.
189	DeShaun Foster	2001	Kansas	28	Sr.
187	DeShaun Foster	2000	Alabama	42	Jr.
187	Karim Abdul-Jabbar	1993	Stanford	40	So.
186	Kevin Nelson	1980	Arizona State	31	Fr.
185	Derrick Coleman	2010	Washington State	15	Jr.
183	Kermit Johnson	1972	Arizona	15	Jr.
182	Keith Brown	1999	Arizona State	24	Sr.
182	Marv Kendricks	1970	USC	28	Jr.
180	Paul Perkins	2014	at Colorado	22	So.
180	Karim Abdul-Jabbar	1995	Miami	29	Jr.
180	Karim Abdul-Jabbar	1994	Arizona State	14	R-So.
180	Wendell Tyler	1975	Stanford	24	Jr.
180	Bill Kilmer	1960	Utah	27	Sr.

#### MOST CAREER 100-YARD GAMES -

##### RUSHING

No.	Player	No.
1.	Gaston Green	20
2.	Johnathan Franklin	19
3.	Freeman McNeil	17
4.	Karim Abdul-Jabbar	15
	Skip Hicks	15
6.	DeShaun Foster	13
7.	Wendell Tyler	12
8.	Paul Perkins	11
	Theotis Brown	11
10.	Maurice Jones-Drew	9
	Kevin Nelson	9
	Kermit Johnson	9
13.	Chris Markey	8
	Brian Brown	8
	James Owens	8
16.	Tyler Ebell	7
	Eric Ball	7
	Greg Jones	7
	Kevin Williams	7
19.	Bill Kilmer	6
	John Sciarra, Sr.	6
	James McAlister	6

#### MOST CAREER 100-YARD GAMES -

##### RECEIVING

No.	Player	No.
1.	Danny Farmer	11
2.	Freddie Mitchell	9
3.	Flipper Anderson	8
	J.J. Stokes	8
5.	Jordan Payton	7
	Craig Bragg	7
	Kevin Jordan	7
	Jim McElroy	7
9.	Nelson Rosario	6
10.	Sean LaChapelle	5
	Brian Poli-Dixon	5
12.	Thomas Duarte	4
	Chris Markey	4
	Mike Sherrard	4
Others:	Darren Andrews	3
	Jordan Lasley	2

#### SINGLE-GAME 145-YARD RECEIVERS

Yds	Player	Year	Game	Recpt.	Class
263	J.J. Stokes	1992	USC	6	So.
230	Craig Bragg	2002	Oregon	9	So.
196	Danny Farmer	1999	Oregon	7	Sr.
190	J.J. Stokes	1993	Washington	10	Jr.
185	Freddie Mitchell	2000	Stanford	7	Jr.
180	Freddie Mitchell	2000	Wisconsin (Sun Bowl)	9	Jr.
176	J.J. Stokes	1993	Wisconsin (Rose Bowl)	14	Jr.
175	J.J. Stokes	1994	at Arizona State	7	Sr.
175	Scott Miller	1990	USC	8	Sr.
167	Freddie Mitchell	2000	at California	8	Jr.
166	Kurt Altenberg	1963	USC	8	So.
165	Brian Poli-Dixon	2000	at Washington	8	Jr.
164	Kevin Jordan	1994	at Arizona State	6	Jr.
164	J.J. Stokes	1993	at San Diego State	5	Jr.
161	Danny Farmer	1998	Oregon	7	Jr.
158	Freddie Mitchell	2000	at Oregon	6	Jr.
154	Sean LaChapelle	1992	Cal St. Fullerton	7	Sr.
154	Flipper Anderson	1987	at Oregon State	7	Sr.
152	Jordan Payton	2015	Washington State	14	Sr.
152	Nelson Rosario	2009	at Oregon State	6	So.
152	Kevin Jordan	1994	Tennessee	6	Jr.
152	Scott Miller	1990	Arizona	4	Sr.
152	Dave Nuttall	1967	USC	7	Sr.
151	Jordan Payton	2014	at Arizona State	5	Jr.
151	Nelson Rosario	2011	Arizona State	5	Sr.
149	Brian Poli-Dixon	2001	Oregon	6	Sr.
149	Freddie Mitchell	1999	Fresno State	9	So.
149	Jim McElroy	1996	USC	8	Jr.
148	Shaquille Evans	2012	Oregon State	6	Jr.
148	Danny Farmer	1999	at Arizona State	6	Sr.
148	Sean LaChapelle	1991	at Oregon State	8	Jr.
147	Kevin Jordan	1994	Oregon State	7	Jr.
146	Nate Iese	2016	Utah	8	Sr.
146	Kevin Jordan	1994	Stanford	8	Jr.
146	Gene Gaines	1960	Purdue	2	Sr.
145	Tab Perry	2002	at Oregon State	7	Jr.
145	Homer Butler	1977	at Houston	6	Sr.
145	Rick Walker	1975	Oregon State	4	Jr.

#### LONGEST TOUCHDOWN RETURNS (Since 1975)

Yards	Type	Name	Opponent	Year
101	Kickoff	Greg Jones	at Oregon State	1968
100	Kickoff	Ishmael Adams	at Arizona State	2014
100	Kickoff	Matthew Slater	at Arizona	2007
100	Interception	Dennis Price	California	1987
100	Interception	Alan Dial	Oregon State (Portland)	1986
100	Interception	Jimmy Allen	California	1973
100	Kickoff	Jojo Townsell	at California	1980
99	Kickoff	Maurice Jones-Drew	at USC	2003
99	Kickoff	Mickey Cureton	at Tennessee	1968
98	Interception	Abdul McCullough	at Arizona State	1994
98	Interception	Phil Parslow	at Illinois	1958
96	Interception	Ishmael Adams	Colorado	2015
96	Punt	Craig Bragg	USC	2004
95	Interception	Ishmael Adams	at Arizona State	2014
95	Kickoff	Lovell Houston	at Stanford	1999
95	Interception	Jerry Robinson	at Minnesota	1977
93	Kickoff	Theotis Brown	Stanford	1978
91	Kickoff	Maurice Jones-Drew	at Oklahoma	2003
89	Kickoff	Matthew Slater	Arizona State	2007
89	Interception	Alterraun Verner	Arizona	2006
89	Punt	Darryl Henley	San Diego State	1988
87	Field Goal	Kermit Alexander	at Stanford	1961
85	Kickoff	Matthew Slater	Washington	2007
85	Interception	Ron Carver	at Tennessee	1970
81	Punt	Maurice Jones-Drew	California	2005
81	Fumble	Carl Jones	Stanford	1962



Gaston Green



Kermit Alexander

## RECORDS

### 300-YARD TOTAL OFFENSE GAMES

<b>Yds</b>	<b>Player, Year, Opponent</b>
515	Cade McNown, 1998 vs Miami
501	Drew Olson, 2005 vs Arizona State
487	Mike Fafaal, 2016 vs Utah
445	Tommy Maddox, 1990 vs USC
428	Brett Hundley, 2013 vs California
427	Brett Hundley, 2014 at Arizona State
424	Brett Hundley, 2014 at California
422	Brett Hundley, 2014 vs Memphis
414	Cade McNown, 1998 vs Oregon State
410	Josh Rosen, 2015 vs Washington State
407	Josh Rosen, 2015 vs California
404	Brett Hundley, 2012 vs Oregon State
400	Steve Bono, 1983 vs BYU
396	Cade McNown, 1998 vs Oregon
395	Wayne Cook, 1994 vs Arizona State
391	Cory Paus, 2002 vs Oregon State
390	Kevin Prince, 2009 vs Washington State
390	John Sciarra, 1974 vs Tennessee
387	Brett Hundley, 2013 vs Virginia Tech
382	Cade McNown, 1996 vs USC
379	Cade McNown, 1996 vs Arizona State
369	Josh Rosen, 2016 at Arizona State
368	Troy Aikman, 1988 vs Washington State
364	Cade McNown, 1997 vs Washington
363	Cade McNown, 1997 vs Tennessee
358	Brett Hundley, 2012 vs Nebraska
356	Tommy Maddox, 1990 vs Oregon
355	Brett Hundley, 2013 vs Nebraska
355	Cade McNown, 1999 vs Wisconsin
353	John Barnes, 1992 vs USC
352	Troy Aikman, 1988 vs California
351	Josh Rosen, 2016 vs Arizona
351	Josh Rosen, 2015 vs Virginia
351	Richard Brehaut, 2011 at Houston
351	Patrick Cowan, 2006 vs California
345	Brett Hundley, 2013 vs Colorado
342	Cade McNown, 1998 vs Texas
341	Cory Paus, 2000 vs Oregon State
340	Tom Ramsey, 1982 vs Stanford
339	Richard Brehaut, 2010 at Arizona State
338	Josh Rosen, 2015 at Oregon State
337	Brett Hundley, 2013 vs Nevada
334	Dennis Dummit, 1970 vs Texas
333	Gary Beban, 1967 vs Washington
332	Kevin Prince, 2009 vs California
329	Tom Ramsey, 1982 vs California
328	Brett Hundley, 2014 vs USC
326	Drew Olson, 2005 vs Washington State
326	Cade McNown, 1995 vs Arizona State
325	Josh Rosen, 2016 at Texas A&M
324	Cory Paus, 1999 vs Oregon
322	Ben Olson, 2006 vs Utah
322	Maurice Jones-Drew, 2004 vs Washington
322	Tommy Maddox, 1991 vs San Diego State
322	Tom Ramsey, 1982 vs Arizona
322	Dennis Dummit, 1970 vs California
320	Brett Hundley, 2014 at Washington
320	Brett Hundley, 2014 vs Arizona
319	Brett Hundley, 2012 vs Baylor
319	Tommy Maddox, 1990 vs Michigan
318	Brett Hundley, 2012 vs Houston
316	Tom Ramsey, 1982 vs Wisconsin
315	Tom Ramsey, 1982 vs Long Beach State
314	Kevin Prince, 2009 vs Oregon State
314	Troy Aikman, 1987 vs Arizona State
313	Brett Hundley, 2013 vs New Mexico State
311	Cade McNown, 1998 vs Houston
310	Brett Hundley, 2014 at Colorado
309	Kevin Prince, 2011 vs Colorado
309	Drew Olson, 2005 vs Oklahoma
308	Josh Rosen, 2015 vs Nebraska
308	Josh Rosen, 2015 at Stanford
308	Drew Olson, 2004 vs Arizona State
306	Paul Cameron, 1951 vs Santa Clara
306	Bob Waterfield, 1942 vs Idaho
305	Brett Hundley, 2014 vs Oregon
304	Brett Hundley, 2012 vs Arizona
302	Cory Paus, 2001 vs Oregon
302	Troy Aikman, 1988 vs USC
301	Brett Hundley, 2012 vs Arizona State
301	Drew Olson, 2005 vs Washington
301	DeShaun Foster, 2001 vs Washington
301	Cade McNown, 1995 vs Fresno State

### BRUIN 300-YARD PASSERS

<b>Yds</b>	<b>Player, Year, Opponent</b>
513	Cade McNown, 1998 vs Miami
510	Drew Olson, 2005 vs Arizona State
464	Mike Fafaal, 2016 vs Utah
410	Brett Hundley, 2013 vs California
409	Tommy Maddox, 1990 vs USC
400	Josh Rosen, 2016 at Arizona State
400	Cade McNown, 1997 vs Tennessee

399	Josh Rosen, 2015 vs California
399	Steve Bono, 1983 vs BYU
396	Brett Hundley, 2014 vs Memphis
395	Cade McNown, 1998 vs Oregon
395	Cade McNown, 1996 vs Arizona State
385	John Barnes, 1992 vs USC
380	Wayne Cook, 1994 vs Arizona State
378	Cory Paus, 2002 vs Oregon State
377	Cade McNown, 1998 vs Oregon State
372	Brett Hundley, 2012 vs Oregon State
363	Cory Paus, 2000 vs Oregon State
356	Cade McNown, 1996 vs USC
355	Brett Hundley, 2014 at Arizona State
353	Tommy Maddox, 1990 vs Michigan
350	Josh Rosen, 2016 vs Arizona
350	Josh Rosen, 2015 vs Virginia
345	Tom Ramsey, 1982 vs Arizona
343	Josh Rosen, 2016 at Texas A&M
340	Josh Rosen, 2015 vs Washington State
340	Cade McNown, 1999 vs Wisconsin
340	Dennis Dummit, 1970 vs Texas
339	Cade McNown, 1998 vs Texas
338	Drew Olson, 2005 vs Washington State
335	Rick Neuheisel, 1983 vs Arizona State
333	Josh Rosen, 2015 at Oregon State
332	Cory Paus, 1999 vs Oregon
332	Tommy Maddox, 1990 vs Oregon
330	Brett Hundley, 2014 at California
329	Brett Hundley, 2012 vs Baylor
329	Patrick Cowan, 2006 vs California
328	Cory Paus, 2000 vs Stanford
328	Troy Aikman, 1987 vs Arizona State
326	Brett Hundley, 2014 vs USC
325	Josh Rosen, 2015 at Stanford
325	Drew Olson, 2004 vs Arizona State
325	Troy Aikman, 1988 vs Washington State
323	Kevin Prince, 2009 vs Oregon State
322	Troy Aikman, 1988 vs California
322	Tom Ramsey, 1982 vs California
321	Richard Brehaut, 2010 at Arizona State
321	Cory Paus, 2001 vs Oregon
320	Brett Hundley, 2012 vs Houston
320	Cade McNown, 1997 vs Washington
319	Josh Rosen, 2015 vs Nebraska
318	Ben Olson, 2006 vs Utah
317	Troy Aikman, 1988 vs USC
316	Cory Paus, 2002 vs Oregon
316	Dennis Dummit, 1970 vs California
315	Cade McNown, 1998 vs Houston
314	Kevin Prince, 2009 vs Washington State
314	Drew Olson, 2005 vs Oklahoma
314	Tom Ramsey, 1982 vs Stanford
311	Kevin Prince, 2009 vs California
311	Tom Ramsey, 1982 vs Michigan
309	Cory Paus, 2000 vs California
308	Bob Waterfield, 1942 vs Idaho
307	Josh Rosen, 2016 at BYU
306	Cade McNown, 1995 vs Fresno State
305	Brett Hundley, 2012 vs Nebraska
303	Tommy Maddox, 1991 vs San Diego State
302	Brett Hundley, 2014 at Washington
301	Gary Beban, 1967 vs USC

### LONGEST PLAYS FROM SCRIMMAGE

#### RUSHING

<b>Yds</b>	<b>Player, Year, Opponent</b>
93	Chuck Cheshire, 1934 vs Montana
92	Paul Perkins, 2014 at Colorado
92	DeShaun Foster, 2001 vs Washington
92	Skip Hicks, 1997 vs Washington State
91	Gaston Green, 1987 vs Stanford
91	Jim Decker, 1954 vs Oregon
88	Brian Brown, 1990 vs Washington
88	Bill Kilmer, 1960 vs Air Force
87	Al Hoisch, 1946 vs Montana
86	Brett Hundley, 2013 vs Virginia Tech
83	Maurice Jones-Drew, 2003 vs Arizona State
83	Derek Ayers, 1993 vs BYU
83	Jackie Robinson, 1939 vs Oregon

#### PASSING

<b>Yds</b>	<b>Player, Year, Opponent</b>
95	J.J. Stokes from Wayne Cook, 1993 vs Washington
93	Devin Fuller from Brett Hundley, 2014 vs Utah
93	Ransom Livesay from Mike Frankovich, 1932 vs Oregon
92	Ron Copeland from Bill Bolden, 1967 vs Syracuse
91	Joe Cowan from Drew Olson, 2005 vs Arizona State
90	J.J. Stokes from John Barnes, 1992 vs USC

88	Danny Farmer from Cade McNown, 1996 vs Tennessee
85	Danny Farmer from Cory Paus, 1999 vs Arizona State
83	Junior Taylor from Drew Olson, 2004 vs Oregon
82	Raymond Burks from Mark Harmon, 1973 vs Oregon St.
81	Severn Reece from Rick Bashore, 1978 vs USC
80	Jordan Payton from Brett Hundley, 2014 at Arizona St.
80	Eldridge Massington from Brett Hundley, 2014 at Arizona St.
80	Freddie Mitchell from Cory Paus, 2000 vs Arizona State
79	Freddie Mitchell from Cade McNown, 1998 vs Texas
79	Jojo Townsell from Rick Bashore, 1979 vs USC
79	Cal Rossi from Ernie Case, 1946 vs Oregon State

### MOST PASS ATTEMPTS

<b>Att.</b>	<b>Player, Year, Opponent</b>
70	Mike Fafaal, 2016 vs Utah
57	Josh Rosen, 2015 vs Washington State
56	Richard Brehaut, 2010 at Arizona State
51	Dennis Dummit, 1970 vs California
50	Brett Hundley, 2012 vs Baylor
49	Drew Olson, 2003 vs Oregon
48	Troy Aikman, 1988 vs USC
47	Mike Fafaal, 2016 vs Oregon State
47	Josh Rosen, 2015 vs California
47	Brett Hundley, 2012 at California
47	Cade McNown, 1996 vs USC
47	Tommy Maddox, 1990 vs Michigan

### MOST PASS COMPLETIONS

<b>Cmp</b>	<b>Player, Year, Opponent</b>
40	Mike Fafaal, 2016 vs Utah
34	Josh Rosen, 2015 vs California
33	Josh Rosen, 2015 vs Washington State
33	Brett Hundley, 2014 vs Memphis
33	Richard Brehaut, 2010 at Arizona State
32	Troy Aikman, 1988 vs USC
31	Brett Hundley, 2014 at California
31	Brett Hundley, 2013 vs California
31	Brett Hundley, 2012 at California
31	Drew Olson, 2005 vs Washington State
30	Drew Olson, 2004 vs Arizona State

### 10-CATCH RECEIVERS

<b>Rec</b>	<b>Player, Year, Opponent</b>
14	Jordan Payton, 2015 vs Washington State
14	J.J. Stokes, 1994 Rose Bowl vs Wisconsin
11	Marcedes Lewis, 2005 vs Arizona
11	Sean LaChapelle, 1991 vs Arizona State
11	Rick Wilkes, 1970 vs USC
10	Thomas Duarte, 2015 vs California
10	Craig Bragg, 2003 vs Oregon
10	Craig Bragg, 2003 vs Oklahoma
10	Freddie Mitchell, 2000 vs Michigan
10	J.J. Stokes, 1993 vs Washington
10	J.J. Stokes, 1992 vs Oregon
10	Byron Nelson, 1963 vs Washington

### 18-TACKLE DEFENDERS

<b>Tks</b>	<b>Player, Year, Opponent</b>
28	Jerry Robinson, 1976 vs Air Force
23	Jerry Robinson, 1977 vs USC
21	Eric Turner, 1989 vs Oregon
21	Jerry Robinson, 1978 vs USC
21	Jerry Robinson, 1977 vs Kansas
21	Raymond Burks, 1976 vs USC
20	Reggie Carter, 2008 vs BYU
20	Jerry Robinson, 1978 vs Minnesota
19	Jayon Brown, 2016 at Colorado
19	Randall Goforth, 2013 vs Stanford
19	Dennis Keyes, 2007 vs USC
19	Kyle Bosworth, 2007 vs Washington State
19	Craig Davis, 1989 vs Arizona State
19	Blanchard Montgomery, 1982 vs USC
19	Jeff Muro, 1978 vs Arkansas (Fiesta Bowl)
19	Jeff Muro, 1977 vs Stanford
19	John Fowler, 1977 vs Stanford
19	Steve Tetric, 1977 vs Kansas
18	Jayon Brown, 2015 vs Colorado
18	Robert Thomas, 2001 vs Washington State
18	Ken Norton, 1987 vs Arizona
18	Don Rogers, 1983 vs BYU
18	Jerry Robinson, 1978 vs Oregon
18	Frank Stephens, 1977 vs California
18	Jerry Robinson, 1977 vs Stanford
18	Jerry Robinson, 1976 vs USC
18	Jerry Robinson, 1976 vs Ohio State
18	Jerry Robinson, 1976 vs Arizona

### LONGEST FIELD GOALS

<b>Yds</b>	<b>Player, Year, Opponent</b>
60	Ka'imi Fairbairn, 2015 vs California
60	Chris Sailer, 1997 at Oregon
55	Frank Corral, 1976 vs Oregon
54	Kai Forbath, 2007 vs Oregon
53	Ka'imi Fairbairn, 2015 vs Arizona State
53	Kai Forbath, 2009 at Arizona
53	Kai Forbath, 2008 at Arizona State
53	Alfredo Velasco, 1988 at Oregon
52	Kai Forbath, 2009 vs Oregon
52	Kai Forbath, 2007 vs BYU (LV Bowl)
52	Kai Forbath, 2007 at Utah
52	Justin Medlock, 2004 at Oregon
52	Justin Medlock, 2004 vs Oklahoma St.
52	John Lee, 1983 vs Arizona State
52	Frank Corral, 1977 at USC
52	Zenon Andrusyshyn, 1969 vs Washington
52	Zenon Andrusyshyn, 1967 vs Oregon State
51	Jeff Locke, 2011 vs Texas
51	Kai Forbath, 2010 vs Oregon State
51	Kai Forbath, 2007 at Arizona
51	Justin Medlock, 2006 at Washington
51	Justin Medlock, 2006 vs Rice
51	Justin Medlock, 2005 vs Oklahoma
51	Nate Fikse, 2002 at Arizona
51	John Lee, 1985 vs Miami (Fiesta Bowl)
51	John Lee, 1984 at Colorado
50	Kai Forbath, 2009 vs San Diego State
50	Kai Forbath, 2007 vs BYU (LV Bowl)
50	Justin Medlock, 2004 at Oregon
50	Bjorn Merten, 1996 at Tennessee
50	Alfredo Velasco, 1988 at Arizona
50	John Lee, 1982 vs Stanford

## RECORDS

### OPPONENT GAME RECORDS

#### OPPONENT RUSHING

Yds	Player	Opponent	Year	Carries
322	Joe Roberts	Utah	2016	29
299	Edgerrin James	Miami	1998	39
288	Jon Vaughn	Michigan	1990	32
261	Vernand Morency	Oklahoma State	2004	29
260	Jerome Harrison	Washington State	2005	34
260	Reggie Bush	USC	2005	24
247	Jerome Harrison	Washington State	2004	42
246	Ron Dayne	Wisconsin (Rose Bowl)	1999	27
243	Christian McCaffrey	Stanford	2015	25
227	Napoleon Kaufman	Washington	1994	34

#### OPPONENT PASSING

Yds	Player	Opponent	Year	Comp
488	Mike Bercovici	Arizona State	2014	42
435	Pat Barnes	California	1996	26
429	Cody Pickett	Washington	2002	29
423	Matt Barkley	USC	2011	35
419	Todd Husak	Stanford	1998	25
416	Brett Basanez	Northwestern	2005	38
415	Andrew Walter	Arizona State	2004	25
408	Steve Stenstrom	Stanford	1994	28
405	Alex Brink	Washington State	2006	28
391	Max Hall	BYU	2007	30
388	Luke Falk	Washington State	2015	38

#### RECEIVING YARDS

Yds	Player	Opponent	Year	Rec
278	Troy Walters	Stanford	1999	9
260	R. Jay Soward	USC	1996	6
257	Dave Williams	Washington	1965	10
224	Marqise Lee	USC	2011	13
224	Patrick Rowe	San Diego State	1990	11
220	Justin Armour	Stanford	1994	11
192	Troy Walters	Stanford	1998	10
189	Charles Lockett	Long Beach State	1984	12
181	Mike Williams	USC	2003	11
181	R. Jay Soward	USC	1997	8

#### RECEPTIONS

No.	Player	Opponent	Year	Yds
15	Mark Templeton	Long Beach State	1986	110
14	Vince White	Stanford	1982	124
13	Tyler Lockett	Kansas State	2014	164
13	Marqise Lee	USC	2011	224
13	Webster Slaughter	San Diego State	1985	164
13	Gene Washington	Stanford	1968	113
12	Gabe Marks	Washington State	2015	92
12	Jaelen Strong	Arizona State	2014	146
12	Robert Woods	USC	2011	113
12	Bobby Shaw	California	1996	168
12	Keyshawn Johnson	USC	1995	116
12	Brian Morris	Stanford	1985	62
12	Charles Lockett	Long Beach State	1984	189

#### LONGEST RUNS

Yds	Player	Year	Opponent
93	Jahvid Best	2009	California
92	Taylor Martinez	2012	Nebraska
86	David Piland	2012	Houston
86	Eddie Saenz	1943	USC
84	Byron Bailey	1949	Washington State
81	Reggie Bush	2004	USC
80	Jermaine Green	2002	Washington State
80	J.R. Redmond	1999	Arizona State
79	Napoleon Kaufman	1994	Washington
76	Dick Raklovits	1950	Illinois
74	Dante Hall	1996	Texas A&M (Cotton Bowl)
74	Brad Muster	1986	Stanford
73	Curtis McNeal	2011	USC
73	Allen Bradford	2010	USC
73	John Wesselman	1989	San Diego State

#### LONGEST PASS PLAYS

Yds	Player	Year	Opponent
98	Troy Walters from Joe Borchard	1999	Stanford
92	Andrae Thurman from Nic Costa	2002	Arizona
81	Tim Stallworth from Timm Rosenbach	1988	Washington State
80	Geoff McArthur from Aaron Rodgers	2004	California
80	R. Jay Soward from John Fox	1997	USC
79	Derek Hagan from Andrew Walter	2004	Arizona State
78	T.J. Simpson from Brock Osweiler	2010	Arizona State
78	Vincent Brown from Ryan Lindley	2009	San Diego State
78	Antonio Carter from Tyler Watts	2001	Alabama
78	Chris Jackson from Ryan Leaf	1997	Washington State
78	R. Jay Soward from Matt Koffler	1996	USC

#### LONGEST KICKOFF RETURN FOR TOUCHDOWN\*

Yds	Player	Year	Opponent
100	John Ross	2014	Washington
100	Kenjon Barner	2009	Oregon
100	Tom Pace	2001	Arizona State
100	Chris McAlister	1996	Arizona
100	Ray Taroli	1971	Oregon State
100	Bernard Jackson	1971	Washington State
99	Cory Butler-Byrd	2016	Utah
99	Jamal Miles	2010	Arizona State
99	Terry Battle	1996	Arizona State
98	DeRon Pointer	1992	Washington State
97	Kenny Washington	2003	Oregon
97	Mark Williams	1968	Washington State

#### LONGEST PUNT RETURN FOR TOUCHDOWN\*

Yds	Player	Year	Opponent
97	Dwayne Owens	1992	Oregon State
94	Jackie Wallace	1971	Arizona State
90	Luke Powell	2003	Stanford
90	Floyd Little	1964	Syracuse
86	Terry Fair	1996	Tennessee
85	Jordan Poyer	2011	Oregon State
85	Kwante Hampton	1986	Long Beach State
84	Antonio Perkins	2003	Oklahoma

#### LONGEST INTERCEPTION RETURN FOR TOUCHDOWN\*

Yds	Player	Year	Opponent
100	Troy Nolan	2008	Arizona State
93	Lionel Thomas	1969	Washington State
92	Thom Darden	1971	Michigan
92	Ken Tureaud	1961	Michigan
91	Reggie Myles	2000	Alabama
89	Dwayne Patterson	1993	Washington State
86	Tony Carter	2006	Florida State
86	Jim Katsenes	1970	Washington
82	Frank Patitucci	1962	Stanford
81	Matt Smith	1999	Oregon

\*1958 - present



Freeman McNeil

## RECORDS

### ALL-TIME 100-YARD RUSHERS

Yds	Player	Year	Game	Carries	Class
<b>300-yard rushers</b>					
322	Maurice Jones-Drew	2004	Washington	26	So.
301	DeShaun Foster	2001	Washington	31	Sr.
<b>200-yard rushers</b>					
274	Theotis Brown	1978	Oregon	26	Sr.
266	Gaston Green	1986	BYU (Freedom Bowl)	33	Jr.
261	Karim Abdul-Jabbar	1995	Stanford	42	Jr.
248	Freeman McNeil	1980	Stanford	29	Sr.
227	Chris Alexander	1992	Oregon State	35	So.
227	Eric Ball	1985	Iowa (Rose Bowl)	22	R-Fr.
224	Gaston Green	1986	USC	39	Jr.
220	Gaston Green	1987	California	28	Sr.
220	Theotis Brown	1976	Washington	35	So.
219	Paul Perkins	2015	BYU	26	Jr.
217	Johnathan Franklin	2012	Nebraska	26	Sr.
217	Karim Abdul-Jabbar	1995	California	33	Jr.
216	Johnathan Franklin	2010	Washington State	30	So.
214	Johnathan Franklin	2012	Rice	15	Sr.
210	Kevin Williams	1991	Oregon	30	Jr.
208	Chris Markey	2006	Rice	23	Jr.
207	Karim Abdul-Jabbar	1995	Arizona State	35	Jr.
203	Tyler Ebell	2002	Oregon State	29	R-Fr.
<b>190-yard rushers</b>					
197	Freeman McNeil	1979	Stanford	36	Jr.
195	Kahlil Bell	2007	Stanford	19	Jr.
194	Paul Perkins	2014	Kansas State (Alamo Bowl)	20	So.
194	Johnathan Franklin	2012	Stanford	19	Sr.
194	Gaston Green	1985	Tennessee	24	So.
193	Chris Markey	2007	Washington	14	Sr.
192	Freeman McNeil	1979	California	32	Jr.
190	Paul Perkins	2014	Oregon	22	So.
190	Skip Hicks	1997	Washington State	27	Sr.
<b>180-yard rushers</b>					
189	DeShaun Foster	2001	Kansas	28	Sr.
187	DeShaun Foster	2000	Alabama	42	Jr.
187	Karim Abdul-Jabbar	1993	Stanford	40	So.
186	Kevin Nelson	1980	Arizona State	31	Fr.
185	Derrick Coleman	2010	Washington State	15	Jr.
183	Kermit Johnson	1972	Arizona	15	Jr.
182	Keith Brown	1999	Arizona State	24	Sr.
182	Marv Kendricks	1970	USC	28	Jr.
180	Paul Perkins	2014	at Colorado	22	So.
180	Karim Abdul-Jabbar	1995	Miami	29	Jr.
180	Karim Abdul-Jabbar	1994	Arizona State	14	R-So.
180	Wendell Tyler	1975	Stanford	24	Jr.
180	Bill Kilmer	1960	Utah	27	Sr.
<b>170-yard rushers</b>					
179	Mickey Cureton	1969	Northwestern	11	Jr.
178	John Sciarra	1974	Tennessee	19	Jr.
178	Bob Smith	1961	Air Force	24	Sr.
177	Bob Smith	1961	California	17	Sr.
176	Maurice Jones-Drew	2003	Arizona State	18	Fr.
176	Freeman McNeil	1979	Purdue	21	Jr.
175	Skip Hicks	1996	Oregon	34	Jr.
175	Brian Brown	1990	San Diego State	22	Sr.
174	Derek Ayers	1993	BYU	5	R-Fr.
172	Wendell Tyler	1975	Ohio State (Rose Bowl)	21	Jr.
171	Johnathan Franklin	2012	USC	29	Sr.
<b>160-yard rushers</b>					
169	Cal Rossi	1945	Oregon	22	So.
168	Anthony Edgar	1979	Wisconsin	39	So.
168	Kermit Johnson	1973	Stanford	11	Sr.
168	Kermit Johnson	1972	Pittsburgh	17	Jr.
164	Jordan James	2013	New Mexico State	19	R-Jr.
164	Johnathan Franklin	2012	Arizona State	26	Sr.
164	Freeman McNeil	1979	Oregon	36	Jr.
164	Kenny Washington	1939	Montana	11	Sr.
163	Kevin Prince	2011	California	19	Sr.
162	Johnathan Franklin	2012	Arizona	24	Sr.
162	Johnathan Franklin	2011	Colorado	15	Jr.
162	Gaston Green	1986	Washington State	24	Jr.
161	Brett Hundley	2013	Virginia Tech(Sun Bowl)	10	R-So.
161	Chris Markey	2005	Northwestern	24	So.
161	Maurice Jones-Drew	2004	San Diego State	21	So.
161	James Owens	1978	Washington State	21	Sr.
160	Tyler Ebell	2002	Stanford	39	R-Fr.
160	James Primus	1986	Long Beach State	23	Jr.
160	Greg Jones	1967	Pittsburgh	19	So.
<b>150-yard rushers</b>					
159	DeShaun Foster	2000	Stanford	33	Jr.
158	Johnathan Franklin	2010	Houston	26	So.
158	Karim Abdul-Jabbar	1994	SMU	24	R-So.
158	Freeman McNeil	1980	Arizona	28	Sr.
157	Mike Haffner	1961	Vanderbilt	17	So.
156	Wendell Tyler	1976	Air Force	17	Sr.
156	Rob Scribner	1972	Oregon State	8	Sr.
155	Jordan James	2013	Nevada	21	R-Jr.

155	Jeff Dankworth	1976	Arizona State	19	Sr.
155	Mel Farr	1965	California	12	Jr.
155	Cal Rossi	1945	St. Mary's Pre-Flight	27	So.
154	Russel Charles	1974	Oregon State	20	Sr.
153	Ricky Davis	1993	USC	26	Sr.
152	Karim Abdul-Jabbar	1995	Kansas (Aloha Bowl)	26	Jr.
152	Kevin Nelson	1981	Arizona	25	So.
151	Paul Perkins	2015	UNLV	18	Jr.
151	Kevin Williams	1991	Arizona	19	Jr.
150	Theotis Brown	1978	Washington State	15	Sr.
150	Sam Brown	1955	USC	27	Sr.

### 140-yard rushers

149	Gaston Green	1987	Arizona	39	Sr.
148	Skip Hicks	1993	Nebraska	19	Fr.
148	Eric Ball	1988	Nebraska	35	Sr.
148	Danny Andrews	1982	Stanford	21	So.
148	Freeman McNeil	1979	Washington State	24	Jr.
148	Theotis Brown	1978	Kansas	23	Sr.
148	Jackie Robinson	1939	Washington State	10	So.
147	DeShaun Foster	2001	Oregon State	31	Sr.
147	Skip Hicks	1997	Washington	25	Sr.
147	Karim Abdul-Jabbar	1995	BYU	22	Jr.
147	John Sciarra	1975	Washington State	15	Sr.
147	Bill Kilmer	1960	Duke	27	Sr.
147	Ken Solid	1945	Pacific	19	Sr.
146	Skip Hicks	1996	California	28	Jr.
146	Kermit Johnson	1973	Oregon	20	Sr.
145	Manuel White	2004	Oklahoma State	20	Sr.
145	Gaston Green	1985	USC	28	So.
145	Kevin Nelson	1983	Washington	31	Sr.
145	Greg Jones	1969	Wisconsin	26	Sr.
145	Cal Rossi	1945	S.D. Navy	13	Fr.
144	Chris Markey	2006	Florida State	19	Jr.
144	Gaston Green	1984	Miami (Fiesta Bowl)	21	Fr.
143	Wendell Tyler	1975	California	23	Jr.
142	Kahlil Bell	2007	California	22	Jr.
142	Maurice Jones-Drew	2004	Illinois	21	So.
142	Gaston Green	1986	Stanford	26	Jr.
142	Freeman McNeil	1979	Arizona State	24	Jr.
142	Wendell Tyler	1975	Air Force	21	Jr.
142	Kenny Washington	1939	Washington	25	Sr.
141	Kermit Johnson	1973	Washington	11	Sr.
141	Kenny Washington	1939	California	22	Sr.
140	DeShaun Foster	2000	Fresno State	29	Jr.
140	Skip Hicks	1997	Texas A&M (Cotton Bowl)	31	Sr.
140	Marv Kendricks	1971	Washington State	20	Sr.
140	Sam Brown	1955	Washington	24	Sr.

### 130-yard rushers

139	Gaston Green	1987	Stanford	14	Sr.
139	Kermit Johnson	1972	California	10	Jr.
138	Akil Harris	2001	Arizona State	22	So.
138	Gaston Green	1987	USC	30	Sr.
138	Marv Kendricks	1970	Oregon	13	Jr.
138	Ted Narleski	1950	USC	21	So.
137	Paul Perkins	2014	at Arizona State	14	So.
137	Shawn Wills	1991	Oregon State	16	Sr.
136	Chris Markey	2006	California	20	Jr.
136	Kahlil Bell	2005	Northwestern	19	Fr.
136	Danny Andrews	1984	Oregon State	35	Sr.
136	James Owens	1977	Washington State	19	Jr.
135	Derrick Coleman	2011	San Jose State	14	Sr.
135	Karim Abdul-Jabbar	1994	USC	25	R-So.
135	Gaston Green	1987	San Diego State	19	Sr.
135	Greg Jones	1967	Tennessee	16	So.
135	Skip Smith	1958	Washington State	22	Jr.
134	Kevin Williams	1991	Oregon State	16	Jr.
134	Brian Brown	1987	Arizona State	19	R-Fr.
134	Gaston Green	1986	California	21	Jr.
134	Gaston Green	1984	USC	18	Fr.
134	James Owens	1977	Iowa	16	Jr.
133	Karim Abdul-Jabbar	1994	Tennessee	21	R-So.
133	Mickey Cureton	1969	California	14	Jr.
132	Skip Hicks	1993	Arizona State	19	Fr.
132	Kevin Williams	1991	BYU	13	Jr.
131	Brett Hundley	2014	Arizona	24	R-Jr.
131	Chris Markey	2004	Oregon	23	Fr.
131	Karim Abdul-Jabbar	1994	Oregon State	25	R-So.
131	Kevin Williams	1991	USC	21	Jr.
131	Gaston Green	1986	San Diego State	16	Jr.
131	Kevin Nelson	1983	Oregon	17	Sr.
131	Wendell Tyler	1976	California	19	Sr.
130	Wendell Tyler	1975	USC	17	Jr.
130	John Sciarra	1973	Washington	5	So.

### 120-yard rushers

129	James Primus	1985	Stanford	29	So.
129	Kevin Nelson	1983	California	18	Sr.
129	Wendell Tyler	1975	Tennessee	10	Jr.
128	Johnathan Franklin	2011	Houston	16	Jr.
128	Eric Ball	1987	Oregon State	25	Jr.
128	Anthony Edgar	1979	Oregon	17	So.
128	Mel Farr	1966	Stanford	19	Sr.
128	Paul Cameron	1953	Oregon	22	Sr.
128	Gene Rowland	1946	Nebraska	19	So.
127	Karim Abdul-Jabbar	1995	Oregon	32	Jr.

## RECORDS

127	Theotis Brown	1976	Arizona State	22	So.
127	Kermit Alexander	1962	Air Force	15	Sr.
126	Paul Perkins	2014	Texas	24	So.
126	Maurice Jones-Drew	2004	Wyoming	25	So.
126	Kevin Nelson	1981	Colorado	26	So.
126	Art Sims	1970	Pittsburgh	16	Sr.
126	Jim Decker	1954	Oregon	5	Sr.
126	Howard Hansen	1949	Oregon State	10	Jr.
125	Karim Abdul-Jabbar	1995	Washington State	28	Jr.
125	Brian Brown	1990	Washington State	37	Sr.
125	Wendell Tyler	1975	Oregon	19	Jr.
124	Chris Markey	2006	Washington	19	Jr.
124	Tyler Ebell	2002	Arizona	22	R-Fr.
124	Kevin Williams	1992	Cal St. Fullerton	23	Sr.
124	Ricky Davis	1991	Arizona State	26	So.
124	Bill Kilmer	1960	Air Force	12	Sr.
123	Gaston Green	1986	Oregon State	21	Jr.
123	Kevin Nelson	1980	Wisconsin	20	Fr.
123	James Owens	1976	Washington	22	So.
123	Kermit Johnson	1973	Utah	9	Sr.
123	Mark Harmon	1973	California	13	Sr.
123	Ken Snelling	1942	Oregon State	16	Sr.
122	Eric Ball	1988	San Diego State	17	Sr.
122	Gaston Green	1987	Oregon	23	Sr.
121	Paul Perkins	2015	Washington State	20	Jr.
121	Skip Hicks	1997	Stanford	26	Sr.
121	James Owens	1978	Arkansas (Fiesta Bowl)	17	Sr.
121	John Sciarra	1975	Stanford	21	Sr.
121	James McAlister	1972	Arizona	11	Jr.
121	Bob Smith	1960	Duke	19	Jr.
121	Paul Cameron	1953	Washington State	8	Sr.
120	Myles Jack	2013	Arizona	6	Fr.
120	Maurice Jones-Drew	2005	Oregon State	21	Jr.
120	Shawn Wills	1988	Arkansas (Cotton Bowl)	18	Fr.
120	Freeman McNeil	1979	USC	30	Jr.
120	Kermit Johnson	1971	Arizona	16	So.
120	Mike Hafner	1961	Pittsburgh	27	So.

### 110-yard rushers

119	Derrick Coleman	2011	Arizona State	17	Sr.
119	Johnathan Franklin	2009	Kansas State	23	R-Fr.
119	Tyler Ebell	2002	Oregon	26	R-Fr.
119	Shawn Wills	1991	Arizona	15	Sr.
119	Danny Andrews	1984	Arizona State	20	Sr.
119	Freeman McNeil	1979	Houston	26	Jr.
119	Mel Farr	1966	Air Force	15	Sr.
119	Ray Smith	1959	California	20	Sr.
119	Mike Hafner	1961	California	24	So.
119	Sam Brown	1955	Stanford	13	Sr.
118	Paul Perkins	2015	Colorado	12	Jr.
118	Johnathan Franklin	2010	Texas	19	So.
118	DeShaun Foster	1998	Arizona	20	Fr.
118	Skip Hicks	1997	Arizona	28	Sr.
118	Freeman McNeil	1980	Ohio State	31	Sr.
118	Ernie Johnson	1949	Oregon	23	Sr.
117	Chris Markey	2007	BYU (Las Vegas Bowl)	27	Sr.
117	DeShaun Foster	2001	California	24	Sr.
117	Skip Hicks	1997	USC	25	Sr.
117	Freeman McNeil	1980	Purdue	29	Sr.
117	James McAlister	1973	Stanford	14	Sr.
117	Bill Bolden	1967	Washington State	7	So.
117	Leo Cantor	1941	Florida	18	Sr.
116	Paul Perkins	2014	Stanford	17	So.
116	Jerry Johnson	2012	Baylor	5	Sr.
116	Skip Hicks	1996	USC	20	Jr.
116	Skip Hicks	1996	Washington State	24	Jr.
116	Kevin Nelson	1981	Stanford	22	So.
115	Gaston Green	1987	Fresno State	22	Sr.
115	Freeman McNeil	1980	California	25	Sr.
115	Theotis Brown	1978	Arizona	21	Sr.
115	Mel Farr	1965	Air Force	14	Jr.
114	Maurice Jones-Drew	2005	San Diego State	11	Jr.
114	Skip Hicks	1996	Arizona State	22	Jr.
114	Daron Washington	1992	San Diego State	14	So.
114	Paul Cameron	1951	Santa Clara	19	So.
113	Jermaine Lewis	1998	Texas	22	So.
113	Skip Hicks	1997	California	23	Sr.
113	James Milliner	1993	BYU	9	So.
113	Brian Brown	1990	Washington	12	Sr.
113	Theotis Brown	1977	California	16	Jr.
113	James Owens	1977	Oregon State	10	Jr.
113	Primo Villanueva	1954	California	14	Sr.
113	Cliff Schroeder	1949	Washington State	25	Sr.
112	Kevin Williams	1991	Washington State	16	Jr.
112	Russel Charles	1974	Utah	18	Sr.
112	Greg Jones	1969	Washington State	20	Sr.
112	Bill Kilmer	1959	Stanford	20	Jr.
111	Johnathan Franklin	2012	Colorado	15	Sr.
111	Kevin Nelson	1981	Arizona State	28	So.
111	Freeman McNeil	1980	USC	24	Sr.
111	Freeman McNeil	1980	Colorado	14	Sr.
111	Eddie Ayers	1975	Washington State	15	Sr.
111	Jackie Robinson	1940	Washington State	18	Jr.
110	Brett Hundley	2014	at Colorado	12	R-Jr.
110	Johnathan Franklin	2011	Washington State	12	Jr.
110	Johnathan Franklin	2012	Houston	25	Sr.

110	DeShaun Foster	2001	Alabama	24	Sr.
110	Durell Price	1996	Northeast Louisiana	14	Fr.
110	Karim Abdul-Jabbar	1994	Stanford	18	R-So.
110	Eddie Ayers	1974	Oregon State	15	Jr.
<b>100-yard rushers</b>					
109	Johnathan Franklin	2010	USC	13	So.
109	Kahlil Bell	2007	Washington	27	Jr.
109	Maurice Jones-Drew	2005	Washington State	29	Jr.
109	DeShaun Foster	1998	USC	15	Fr.
109	James Milliner	1993	San Diego State	8	So.
109	Freeman McNeil	1980	Oregon State	18	Sr.
109	John Sciarra	1975	Oregon	13	Sr.
109	Russel Charles	1974	Stanford	17	Sr.
109	Rick Purdy	1967	California	18	Jr.
109	Bill Kilmer	1960	California	16	Sr.
109	Pete Dailey	1953	Washington	11	Sr.
109	Al Hoisch	1947	Oregon	11	Jr.
108	Brian Brown	1990	Oregon State	17	Sr.
108	Eric Ball	1988	Long Beach State	11	Sr.
108	Gaston Green	1985	Oregon State	23	So.
108	James McAlister	1973	Michigan State	25	Sr.
108	James McAlister	1973	Oregon State	11	Sr.
108	Randy Tyler	1972	Washington	13	Sr.
108	Bill Bolden	1969	California	3	Sr.
108	Sam Brown	1954	San Diego Navy	9	Jr.
107	DeShaun Foster	2000	Wisconsin	26	Jr.
107	Eric Ball	1988	Washington	22	Sr.
107	Jeff Dankworth	1976	California	18	Sr.
107	Kermit Johnson	1973	USC	12	Sr.
107	Mark Harmon	1972	Washington	14	Jr.
107	Skip Smith	1959	North Carolina State	7	Jr.
106	Brian Brown	1988	Stanford	25	So.
106	Wendell Tyler	1976	Washington State	11	Sr.
106	Wendell Tyler	1974	Stanford	16	So.
106	Mickey Cureton	1968	Washington State	15	So.
106	Cal Rossi	1945	USC	15	So.
105	Jordon James	2013	Nebraska	22	R-Jr.
105	Maurice Jones-Drew	2004	Stanford	12	So.
105	Tyler Ebell	2003	Washington State	12	R-So.
105	Kevin Smith	1990	San Diego State	26	Jr.
105	Wendell Tyler	1975	Oregon State	21	Jr.
105	Charlie Schuhmann	1973	Washington State	13	Jr.
105	Greg Jones	1968	Washington	23	Jr.
105	Larry Zeno	1964	Pittsburgh	14	Sr.
105	Bill Kilmer	1959	North Carolina State	14	Jr.
104	Paul Perkins	2015	Stanford	14	Jr.
104	Jermaine Lewis	2000	Arizona State	17	Sr.
104	Marcus Greenwood	1986	BYU (Freedom Bowl)	5	Sr.
104	Freeman McNeil	1978	Arizona	15	So.
104	James Owens	1976	Oregon State	19	So.
104	James McAlister	1973	Utah	11	Sr.
104	Art Sims	1970	Oregon State	16	Sr.
104	Cal Rossi	1945	California	18	So.
104	Brooks Biddle	1945	Pacific	14	Sr.
103	Johnathan Franklin	2012	California	15	Sr.
103	Chris Alexander	1992	California	14	So.
103	Brian Brown	1990	Arizona	21	Sr.
103	Theotis Brown	1978	Tennessee	15	Sr.
103	Greg Jones	1969	California	20	Sr.
103	Greg Jones	1969	Oregon	21	Sr.
103	Skip Smith	1959	Stanford	13	Jr.
103	Jerry Shipkey	1946	California	9	So.
102	Kahlil Bell	2006	Rice	19	Jr.
102	Manuel White	2003	Illinois	18	Jr.
102	Tyler Ebell	2002	Washington	31	R-Fr.
102	Tyler Ebell	2002	California	28	R-Fr.
102	DeShaun Foster	2001	Washington State	28	Sr.
102	Brian Brown	1988	Oregon	16	So.
102	James Owens	1978	Stanford	23	Sr.
102	Theotis Brown	1976	Alabama (Liberty Bowl)	16	So.
102	Theotis Brown	1976	Ohio State	20	So.
102	John Sciarra	1975	Iowa State	25	Sr.
102	Randy Tyler	1971	Washington	15	Jr.
102	Randy Tyler	1970	Oregon State	23	So.
101	Johnathan Franklin	2009	California	11	R-Fr.
101	Keith Brown	1998	Oregon	19	Jr.
101	Skip Hicks	1996	Northeast Louisiana	18	Jr.
101	Eric Ball	1985	California	14	R-Fr.
101	James McAlister	1973	Iowa	18	Sr.
101	Rob Scribner	1972	California	13	Sr.
101	Ted Narleski	1950	Purdue	17	So.
100	Derrick Coleman	2011	Oregon State	20	Sr.
100	Johnathan Franklin	2010	Oregon State	23	So.
100	Akil Harris	2000	Arizona State	13	R-Fr.
100	DeShaun Foster	1999	Stanford	19	So.
100	Gaston Green	1986	Washington	35	Jr.
100	Theotis Brown	1977	Washington State	21	Jr.
100	James Brown	1976	Oregon	11	Sr.
100	Chuck Kendall	1958	Stanford	21	Sr.
100	Primo Villanueva	1954	Oregon State	9	Sr.
100	Don Nelson	1945	Pacific	8	Sr.
100	George Phillips	1941	Montana	15	So.



## RECORDS

### SINGLE-GAME 100-YARD RECEIVERS (1959-present)

Yds.	Name	Cl.	Rec.	Opponent	Date
<b>200-yard receivers</b>					
263	J.J. Stokes	So.	6	USC	1992
230	Craig Bragg	So.	9	Oregon	2002
<b>190-yard receivers</b>					
196	Danny Farmer	Sr.	7	Oregon	1999
190	J.J. Stokes	Jr.	10	Washington	1993
<b>180-yard receivers</b>					
185	Freddie Mitchell	Jr.	7	Stanford	2000
180	Freddie Mitchell	Jr.	9	Wisconsin (Sun Bowl)	2000
<b>170-yard receivers</b>					
176	J.J. Stokes	Jr.	14	Wisconsin (Rose Bowl)	1994
175	J.J. Stokes	Sr.	7	at Arizona St.	1994
175	Scott Miller	Sr.	8	USC	1990
<b>160-yard receivers</b>					
167	Freddie Mitchell	Jr.	8	at California	2000
166	Kurt Altenberg	So.	8	USC	1963
165	Brian Poli-Dixon	Jr.	8	at Washington	2000
164	Kevin Jordan	Jr.	6	at Arizona St.	1994
164	J.J. Stokes	Jr.	5	at San Diego St.	1993
161	Danny Farmer	Jr.	7	Oregon	1998
<b>150-yard receivers</b>					
158	Freddie Mitchell	Jr.	6	at Oregon	2000
154	Sean LaChapelle	Sr.	7	Cal St. Fullerton	1992
154	Flipper Anderson	Sr.	7	at Oregon St.	1987
152	Jordan Payton	Sr.	14	Washington State	2015
152	Nelson Rosario	So.	6	at Oregon St.	2009
152	Kevin Jordan	Jr.	6	Tennessee	1994
152	Scott Miller	Sr.	4	Arizona	1990
152	Dave Nuttall	Sr.	7	USC	1967
151	Jordan Payton	Jr.	5	at Arizona State	2014
151	Nelson Rosario	Sr.	5	Arizona State	2011
<b>140-yard receivers</b>					
149	Brian Poli-Dixon	Sr.	6	Oregon	2001
149	Freddie Mitchell	So.	9	Fresno St.	1999
149	Jim McElroy	Jr.	8	USC	1996
148	Shaq Evans	Jr.	6	Oregon State	2012
148	Danny Farmer	Sr.	6	at Arizona St.	1999
148	Sean LaChapelle	Jr.	8	at Oregon St.	1991
147	Kevin Jordan	Jr.	7	Oregon St.	1994
146	Nate Iese	Sr.	8	Utah	2016
146	Kevin Jordan	Jr.	8	Stanford	1994
146	Gene Gaines	Sr.	2	Purdue	1960
145	Tab Perry	Jr.	7	at Oregon St.	2002
145	Homer Butler	Sr.	6	at Houston	1977
145	Rick Walker	Jr.	4	Oregon State	1975
143	J.J. Stokes	So.	10	at Oregon	1992
142	Craig Bragg	Jr.	8	Washington	2003
142	Danny Farmer	Jr.	7	Wisconsin (Rose Bowl)	1999
141	Thomas Duarte	Jr.	10	California	2015
140	Freddie Mitchell	Jr.	4	USC	2000
140	Mike Sherrard	So.	7	Arizona St.	1983
140	Rick Wilkes	Sr.	11	USC	1970
<b>130-yard receivers</b>					
138	Mike Seidman	Sr.	8	at Oregon St.	2002
138	Craig Bragg	R-Fr.	7	Arizona St.	2001
138	Jim McElroy	Sr.	6	Arizona	1997
137	Freddie Mitchell	Jr.	10	Michigan	2000
137	Cormac Carney	Sr.	6	Stanford	1982
136	Jordan Payton	Sr.	7	at Arizona	2015
136	Sean LaChapelle	Jr.	8	Cal	1991
136	Mike Sherrard	So.	8	Washington	1983
136	Mike Young	Jr.	6	BYU	1983
135	Danny Farmer	Jr.	6	at Miami	1998
135	Sean LaChapelle	Jr.	11	at Arizona St.	1991
134	Jordan Payton	Sr.	8	Colorado	2015
134	Mike Seidman	Sr.	6	at San Diego St.	2002
134	Danny Farmer	Jr.	4	at Washington	1998
133	Reggie Moore	Sr.	8	Stanford	1990
133	Jojo Townsell	Sr.	5	Long Beach St.	1982
132	Cormac Carney	Sr.	4	at Cal	1982
131	Marcedes Lewis	Sr.	11	at Arizona	2005
131	Marcedes Lewis	Sr.	7	at San Diego State	2005
130	Brian Poli-Dixon	So.	4	at Miami	1998
130	Scott Miller	Sr.	8	at Oregon	1990
130	Flipper Anderson	Sr.	7	at Arizona St.	1987
130	Kermit Alexander	Jr.	5	Texas Christian	1961
<b>120-yard receivers</b>					
129	Kevin Jordan	Jr.	7	at Nebraska	1994
129	Jojo Townsell	R-Fr.	5	at USC	1979
129	Gwen Cooper	Sr.	6	California	1969
127	Jim McElroy	Sr.	3	California	1997
126	Tab Perry	Jr.	7	Oregon	2002
125	Freddie Mitchell	Jr.	4	Arizona St.	2000

125	George Farmer	Sr.	9	at Wisconsin	1969
124	Terry Vernoy	So.	9	at California	1970
123	Mike Haffner	Sr.	6	at California	1964
122	Reggie Moore	So.	6	at California	1988
122	Paco Craig	Jr.	3	Arizona	1986
121	Brandon Breazell	Sr.	6	at Utah	2007
121	Danny Farmer	R-Fr.	5	Wash. St.	1996
121	J.J. Stokes	Sr.	6	USC	1994
121	Flipper Anderson	Jr.	3	at California	1986
120	Nelson Rosario	Sr.	3	Wash. St.	2001
120	Chris Markey	So.	3	Arizona St.	2005
120	Flipper Anderson	So.	5	Oregon St.	1985
120	Mike Sherrard	Sr.	7	at Tennessee	1985

### 110-yard receivers

119	Jordan Payton	Jr.	6	Arizona	2014
118	Nelson Rosario	Sr.	7	USC	2011
118	Craig Bragg	Jr.	5	Arizona St.	2003
118	Dick Witcher	Sr.	2	Washington	1965
117	Jordan Lasley	R-So.	7	Utah	2016
117	Skip Hicks	Sr.	7	Tennessee	1997
116	Darren Andrews	R-Jr.	8	at Wash. State	2016
116	Thomas Duarte	Jr.	6	at Oregon State	2015
116	Cormac Carney	So.	7	Stanford	1980
116	Ron Copeland	Jr.	2	Syracuse	1967
115	Kenneth Walker III	R-Sr.	6	at Texas A&M	2016
115	Craig Bragg	Jr.	10	Oregon	2003
115	Danny Farmer	R-Fr.	5	at Tennessee	1996
114	Kenneth Walker III	R-Sr.	4	Arizona	2016
114	Shaq Evans	Jr.	8	USC	2012
114	Mike Farr	Jr.	7	Long Beach St.	1988
114	Terry Vernoy	So.	6	at Texas	1970
113	Craig Bragg	So.	7	at California	2002
113	Tab Perry	So.	5	at Alabama	2001
113	Danny Farmer	Jr.	5	at Oregon St.	1998
113	Jim McElroy	Sr.	2	Houston	1997
113	Skip Hicks	Jr.	4	at California	1996
113	Wally Henry	Jr.	5	Ohio St. (Rose Bowl)	1976
111	Nelson Rosario	So.	7	Washington	2009
111	Brandon Breazell	Sr.	6	at Stanford	2007
111	Kevin Jordan	Jr.	8	at Arizona	1994
111	George Farmer	Sr.	8	at USC	1969
110	Thomas Duarte	So.	4	Memphis	2014
110	Joseph Fauria	Sr.	6	Houston	2011
110	Junior Taylor	Jr.	7	San Diego St.	2003

### 100-yard receivers

109	Joe Cowan	Jr.	3	Arizona St.	2005
109	Kevin Jordan	Sr.	6	Oregon	1995
109	Sean LaChapelle	So.	5	at Wash. St.	1990
109	Norm Andersen	Jr.	2	at California	1974
108	Darren Andrews	R-Jr.	9	Arizona	2016
108	Marcedes Lewis	Sr.	7	Arizona St.	2005
108	Freddie Mitchell	R-Fr.	4	Texas	1998
108	Jojo Townsell	Sr.	7	at Michigan	1982
107	Brian Poli-Dixon	Sr.	6	at Oregon St.	2001
107	Brian Poli-Dixon	Sr.	8	Arizona St.	2000
106	Skip Hicks	Sr.	3	Washington	1997
106	J.J. Stokes	Jr.	7	California	1993
106	Flipper Anderson	Sr.	7	Washington	1987
106	Paul Bergmann	Sr.	7	California	1983
105	Jordan Lasley	R-So.	5	Oregon State	2016
105	Jordan Payton	Sr.	7	at Utah	2015
105	Taylor Embree	Jr.	9	Arizona St.	2010
105	Craig Bragg	Jr.	5	at Arizona	2003
105	Jim McElroy	Sr.	6	Tennessee	1997
105	Jim McElroy	Jr.	2	Arizona St.	1996
105	Reggie Moore	So.	5	at Washington	1988
105	Flipper Anderson	Sr.	5	at Nebraska	1987
104	Jordan Payton	Jr.	7	Memphis	2014
104	Jim McElroy	Sr.	5	at Wash. St.	1997
104	Mike Young	Sr.	5	Oregon	1984
104	Gwen Cooper	Jr.	4	Stanford	1968
104	Ron Copeland	Jr.	4	Washington	1967
104	Mel Profit	Sr.	7	at Notre Dame	1963
103	Cormac Carney	Sr.	6	at Colorado	1982
102	Nelson Rosario	Sr.	6	Colorado	2011
102	Marcus Everett	Jr.	6	at Notre Dame	2006
102	Durrell Price	Sr.	3	Wisconsin (Rose Bowl)	1999
102	Paco Craig	Sr.	5	at Arizona St.	1987
102	Paco Craig	Sr.	4	California	1987
102	Mike Sherrard	Sr.	6	at BYU	1985
102	Rick Wilkes	Sr.	8	at California	1970
101	Thomas Duarte	Jr.	6	Arizona State	2015
101	Flipper Anderson	Sr.	4	Arizona	1987
100	Devin Fuller	Sr.	7	California	2015
100	Darren Andrews	So.	4	at Stanford	2015
100	Danny Farmer	Jr.	5	Wash. St.	1998
100	Danny Farmer	Jr.	4	at Houston	1998
100	Charles Arbuckle	Jr.	5	Nebraska	1988
100	Flipper Anderson	So.	5	at Stanford	1985

**MULTIPLE 100-YARD RUSHING GAMES**


Gaston Green, 1985-87 (20)  
 Johnathan Franklin, 2009-12 (19)  
 Freeman McNeil, 1978-80 (17)  
 Karim Abdul-Jabbar, 1993-95 (15)  
 Skip Hicks, 1993-97 (15)  
 DeShaun Foster, 1998-01 (13)  
 Wendell Tyler, 1974-76 (12)  
 Paul Perkins, 2013-15 (11)  
 Theotis Brown, 1976-78 (11)  
 Maurice Jones-Drew, 2003-05 (9)  
 Kermit Johnson, 1971-73 (9)  
 Kevin Nelson, 1980-83 (9)  
 Chris Markey, 2004-07 (8)  
 Brian Brown, 1987-90 (8)  
 James Owens, 1976-78 (8)  
 Eric Ball, 1984-88 (7)  
 Tyler Ebell, 2002-03 (7)  
 Greg Jones, 1967-69 (7)  
 Kevin Williams, 1991-92 (7)  
 Bill Kilmer, 1959-60 (6)  
 James McAlister, 1972-73 (6)  
 John Sciarra, 1973-75 (6)  
 Kahlil Bell, 2005-07 (5)  
 Cal Rossi, 1945 (5)  
 Derrick Coleman, 2010-11 (4)  
 Sam Brown, 1954-55 (4)  
 Mel Farr, 1965-66 (4)  
 Brett Hundley, 2012- (3)  
 Jordon James, 2013 (3)  
 Danny Andrews (3), 1982-84  
 Paul Cameron, 1951-53 (3)  
 Russel Charles, 1974 (3)  
 Mickey Cureton, 1968-9 (3)  
 Mike Haffner, 1961 (3)  
 Marv Kendricks, 1970-71 (3)  
 Bob Smith, 1960-61 (3)  
 Skip Smith, 1958-59 (3)  
 Randy Tyler, 1970-72 (3)  
 Kenny Washington, 1939 (3)  
 Shawn Wills, 1987-91 (3)  
 Manuel White, 2003-04 (2)  
 Chris Alexander, 1992 (2)  
 Eddie Ayers, 1974-75 (2)  
 Ricky Davis, 1991-93 (2)  
 Bill Bolden, 1967-69 (2)  
 Keith Brown, 1998-99 (2)  
 Jeff Dankworth, 1976 (2)  
 Anthony Edgar, 1979 (2)  
 Mark Harmon, 1972-3 (2)  
 Akil Harris, 2000-01 (2)  
 Jermaine Lewis, 1998-00 (2)  
 James Milliner, 1993 (2)  
 Ted Narleski, 1950 (2)  
 James Primus, 1985-86 (2)  
 Jackie Robinson, 1939-40 (2)  
 Rob Scribner, 1972 (2)  
 Art Sims, 1970 (2)  
 Primo Villanueva, 1954 (2)

**MULTIPLE 100-YARD RECEIVING GAMES**

Danny Farmer, 1996-99 (11)  
 Freddie Mitchell, 1998-2000 (9)  
 Flipper Anderson, 1985-87 (8)  
 J.J. Stokes, 1992-94 (8)  
 Jordan Payton, 2012-15 (7)  
 Craig Bragg, 2001-03 (7)  
 Kevin Jordan, 1994-95 (7)  
 Jim McElroy, 1996-97 (7)  
 Nelson Rosario, 2009-11 (6)  
 Sean LaChapelle, 1990-92 (5)  
 Brian Poli-Dixon, 1998-2001 (5)  
 Thomas Duarte, 2013-15 (4)  
 Cormac Carney, 1980-82 (4)  
 Mike Sherrard, 1983-85 (4)  
 Darren Andrews, 2014- (3)  
 Mercedes Lewis, 2005 (3)  
 Paco Craig, 1986-87 (3)  
 Skip Hicks, 1996-97 (3)  
 Scott Miller, 1990 (3)  
 Reggie Moore, 1988-90 (3)  
 Tab Perry, 2001-02 (3)  
 Jordan Lasley, 2014- (2)  
 Kenneth Walker III, 2012-16 (2)  
 Shaq Evans, 2012 (2)  
 Brandon Breazell, 2007 (2)  
 George Farmer, 1969 (2)  
 Mike Seidman, 2002 (2)  
 Gwen Cooper, 1968-69 (2)  
 Ron Copeland, 1967 (2)  
 Jojo Townsell, 1982 (2)  
 Terry Vernoy, 1970 (2)  
 Rick Wilkes, 1970 (2)  
 Mike Young, 1983-84 (2)

**MULTIPLE 300-YARD PASSING GAMES**

Cade McNown, 1995-98 (11)  
 Josh Rosen, 2015- (10)  
 Brett Hundley, 2012-14 (10)  
 Cory Paus, 1999-02 (7)  
 Drew Olson, 2004-05 (4)  
 Tommy Maddox, 1990-91 (4)  
 Tom Ramsey, 1982 (4)  
 Troy Aikman, 1987-88 (4)  
 Kevin Prince, 2009 (3)  
 Dennis Dummit, 1970 (2)



*Tommy Maddox*

## RECORDS

### SINGLE-GAME 100-YARD RUSHING DUOS

Name	Att.	Yds	Cl.	Opponent	Date	Result
Paul Perkins	22	190	So.	at Colorado	Oct. 25, 2014	W, 40-37 ot
Brett Hundley	12	110	Jr.R.			
Johnathan Franklin	30	216	So.	Wash. St.	Oct. 2, 2010	W, 42-28
Derrick Coleman	15	185	Jr.			
Chris Markey	14	193	Sr.	Washington	Sept. 22, 2007	W, 44-31
Kahlil Bell	27	109	Jr.			
Chris Markey	23	208	Jr.	Rice	Sept. 9, 2006	W, 26-16
Kahlil Bell	19	102	So.			
Chris Markey	24	161	So.	Northwestern	Dec. 30, 2005	W, 50-38
Kahlil Bell	19	136	Fr.			
Jermaine Lewis	17	104	Sr.	Arizona St.	Sept. 30, 2000	W, 38-31
Akil Harris	13	100	Fr.R.			
Durell Price	14	110	Fr.	NE Louisiana	Sept. 14, 1996	W, 44-0
Skip Hicks	18	101	Jr.			
Derek Ayers	5	174	Fr.R.	BYU	Oct. 9, 1993	W, 68-14
James Milliner	9	113	So.			
Shawn Willis	16	137	Sr.	at Ore. St.	Oct. 19, 1991	W, 44-7
Kevin Williams	16	134	Jr.			
Kevin Williams	19	151	Jr.	Arizona	Oct. 12, 1991	W, 54-14
Shawn Willis	15	119	Sr.			
Brian Brown	22	175	Sr.	San Diego St.	Oct. 13, 1990	W, 45-31
Kevin Smith	26	105	Jr.			
Gaston Green	33	266	Jr.	BYU (Anaheim)	Dec. 30, 1986	W, 31-10
Marcus Greenwood	5	104	Sr.			
Freeman McNeil	36	164	Jr.	at Oregon	Nov. 17, 1979	W, 35-0
Anthony Edgar	17	128	So.			
Theotis Brown	21	115	Sr.	Arizona	Oct. 27, 1978	W, 24-14
Freeman McNeil	15	104	So.			
James Owens	21	161	Sr.	Wash. St.	Oct. 14, 1978	W, 45-31
Theotis Brown	15	150	Sr.			
James Owens	19	136	Jr.	at Wash. St.	Oct. 15, 1977	W, 27-16
Theotis Brown	21	100	Jr.			
Theotis Brown	35	220	So.	at Wash.	Oct. 30, 1976	W, 30-21
James Owens	22	123	So.			
Wendell Tyler	19	131	Sr.	at California	Oct. 23, 1976	W, 35-19
Jeff Dankworth	18	107	Sr.			
Jeff Dankworth	19	155	Sr.	Arizona St.	Sept. 9, 1976	W, 28-10
Theotis Brown	22	127	So.			
Wendell Tyler	24	180	Jr.	at Stanford	Oct. 11, 1975	W, 31-21
John Sciarra	21	121	Sr.			
Wendell Tyler	19	125	Jr.	at Oregon	Nov. 8, 1975	W, 50-17
John Sciarra	13	109	Sr.			
Russel Charles	20	154	Sr.	at Oregon St.	Nov. 16, 1974	W, 33-14
Eddie Ayers	15	110	Jr.			
Russel Charles	17	109	Sr.	Stanford	Oct. 12, 1974	T, 13-13
Wendell Tyler	16	106	So.			
Kermit Johnson	11	141	Sr.	Washington	Nov. 3, 1973	W, 62-13
John Sciarra	5	130	So.			
Kermit Johnson	11	168	Sr.	at Stanford	Oct. 13, 1973	W, 59-13
James McAlister	14	117	Sr.			
Kermit Johnson	9	123	Sr.	Utah	Oct. 6, 1973	W, 66-16
James McAlister	11	104	Sr.			
Randy Tyler	13	108	Sr.	at Wash.	Nov. 11, 1972	L, 21-30
Mark Harmon	14	107	Jr.			
Kermit Johnson	10	139	Jr.	at California	Oct. 21, 1972	W, 49-13
Rob Scribner	13	101	Sr.			
Kermit Johnson	15	183	Jr.	Arizona	Oct. 7, 1972	W, 42-31
James McAlister	11	121	Jr.			
Art Sims	16	104	Sr.	at Oregon St.	Oct. 14, 1970	W, 14-9
Randy Tyler	23	102	So.			
Mickey Cureton	14	133	Jr.	California	Oct. 18, 1969	W, 32-0
Bill Bolden	3	108	Sr.			
Greg Jones	20	103	Sr.			
Bob Smith	17	177	Sr.	California	Nov. 4, 1961	W, 35-15
Mike Haffner	24	119	So.			
Bill Kilmer	27	147	Sr.	Duke	Dec. 3, 1960	W, 27-6
Bob Smith	19	121	Jr.			
Skip Smith	7	107	Jr.	NC State	Nov. 13, 1959	W, 21-12
Bill Kilmer	14	105	Jr.			
Bill Kilmer	20	112	Jr.	at Stanford	Nov. 7, 1959	W, 55-13
Skip Smith	13	103	Jr.			
Ken Solid	19	147	Sr.	Pacific	Oct. 5, 1945	W, 50-0
Brooks Biddle	14	104	Sr.			
Don Nelson	8	100	Sr.			

### SINGLE-GAME 100-YARD RECEIVING COMBOS

Name	No.	Yds	Cl.	Opponent	Date	Result
Nate Iese	8	146	Sr.	Utah	Oct. 22, 2016	L, 52-45
Jordan Lasley	7	117	So.R			
Kenneth Walker III	4	114	Sr.R	Arizona	Oct. 1, 2016	W, 45-24
Devin Fuller	9	108	Jr.R			
Thomas Duarte	10	141	Jr.	California	Oct. 22, 2015	W, 40-24
Devin Fuller	7	100	Sr.			
Thomas Duarte	4	110	So.	Memphis	Sept. 6, 2014	W, 42-35
Jordan Payton	7	104	Jr.			
Chris Markey	3	120	So.	Arizona St.	Nov. 12, 2005	W, 50-38
Joe Cowan	3	109	Jr.			
Mercedes Lewis	7	108	Sr.			
Craig Bragg	9	230	So.	Oregon	Oct. 12, 2002	L, 31-30
Tab Perry	7	126	Jr.			
Tab Perry	7	145	Jr.	at Oregon St.	Oct. 5, 2002	W, 43-35
Mike Seidman	8	138	Sr.			
Freddie Mitchell	4	125	Jr.	Arizona St.	Sept. 30, 2000	W, 38-31
Brian Poli-Dixon	8	107	Jr.			
Danny Farmer	7	142	Jr.	Wisconsin	Jan. 1, 1999	L, 38-31
Durell Price	3	102	Sr.			
Danny Farmer	6	135	Jr.	at Miami	Dec. 5, 1998	L, 49-45
Brian Poli-Dixon	4	130	So.			
Skip Hicks	7	117	Sr.	Tennessee	Sept. 6, 1997	L, 30-24
Jim McElroy	6	105	Sr.			
J.J. Stokes	7	175	Sr.	at Arizona St.	Nov. 12, 1994	W, 59-23
Kevin Jordan	6	164	Jr.			
Flipper Anderson	7	130	Sr.	California	Oct. 31, 1987	W, 42-18
Paco Craig	4	102	Sr.			
Terry Vernoy	9	124	So.	at California	Oct. 17, 1970	W, 24-21
Rick Wilkes	8	102	Sr.			

### 100-Yard Rushing and 100-Yard Receiving Games

Name	Rush Att.	Yds	Rec.	Yds	Opponent	Date
Skip Hicks	25	147	3	106	Washington	Nov. 15, 1997
Skip Hicks	28	146	4	113	at Cal	Oct. 26, 1996

### 100-Tackle Seasons (1975-present)

No.	Player	Year
119	Jayon Brown, lb	2016
149	Eric Kendricks, lb	2014
106	Eric Kendricks, lb	2013
150	Eric Kendricks, lb	2012
115	Dennis Keyes, s	2007
125	Spencer Havner, lb	2004
133	Brandon Chillar, lb	2003
103	Marcus Reese, lb	2002
111	Robert Thomas, lb	2001
102	Brian Wilmer, lb	1996
100	Abdul McCullough, lb	1995
106	Donnie Edwards, lb	1994
143	Craig Davis, lb	1989
141	Eric Turner, s	1989
109	Matt Darby, s	1989
108	Rocen Keeton, lb	1989
106	Marvucus Patton, lb	1989
110	Chance Johnson, lb	1988
102	Craig Davis, lb	1988
125	Ken Norton, lb	1987
108	Chance Johnson, lb	1987
106	Ken Norton, lb	1986
101	Craig Rutledge, s	1986
109	James Washington, s	1985
119	James Washington, s	1984
112	Tommy Taylor, lb	1984
143	Don Rogers, s	1983
124	Don Rogers, s	1982
104	Blanchard Montgomery, lb	1982
133	Don Rogers, s	1981
109	Tom Sullivan, s	1981
112	Avon Riley, lb	1980
105	Kenny Easley, s	1980
161	Jerry Robinson, lb	1978
114	Manu Tuiasosopo, lb	1978
147	Jerry Robinson, lb	1977
136	Frank Stephens, lb	1977
106	Jeff Muro, lb	1977
105	John Fowler, lb	1977
159	Jerry Robinson, lb	1976
119	Frank Stephens, lb	1976
107	Raymond Burks, lb	1976
120	Terry Tautolo, lb	1975
105	Dale Curry, lb	1975

## RECORDS

### TOP TEN OFFENSIVE SEASONS

#### RUSHING

	Year	G	ATT	YDS	AVG	TD
1)	1973	11	689	4,403	6.4	56
2)	1976	12	740	3,978	5.4	42
3)	1975	12	746	3,821	5.1	41
4)	1972	11	673	3,810	5.7	38
5)	1978	12	695	2,956	4.3	24
6)	1974	11	603	2,884	4.8	25
7)	2014	13	557	2,724	4.9	26
8)	1979	11	624	2,719	4.4	17
9)	1985	12	632	2,690	4.3	26
10)	2012	14	599	2,671	4.5	29

#### PASSING

	Year	G	ATT	COMP	YDS	PCT	INT	TD
1)	2012	14	496	324	3,860	65.3	11	29
2)	2015	13	510	300	3,755	58.8	13	23
3)	1988	12	369	215	3,658	58.3	12	29
4)	2016	12	494	273	3,547	55.3	16	22
5)	2014	13	435	298	3,358	68.5	6	24
6)	2013	13	392	265	3,269	67.6	9	25
7)	2005	12	389	247	3,244	63.5	6	34
8)	1982	12	360	223	3,232	61.9	12	23
9)	2000	12	396	216	3,186	54.5	12	24
10)	1997	12	321	192	3,168	59.8	6	25

#### TOTAL OFFENSE

	Year	G	PLAYS	YDS	AVG
1)	2012	14	1,095	6,531	5.96
2)	2014	13	992	6,082	6.13
3)	2015	13	970	6,055	6.24
4)	1998	12	859	5,847	6.81
5)	2013	13	958	5,825	6.08
6)	1991	12	900	5,287	5.87
7)	2011	14	898	5,273	5.87
8)	1988	12	910	5,252	5.77
9)	1973	11	782	5,177	6.62
10)	2005	12	825	5,172	6.27

#### SCORING

	Year	G	PTS	AVG
1)	2013	13	480	36.9
2)	2012	14	482	34.4
3)	1997	12	477	39.8
4)	1998	12	476	39.7
5)	1973	11	470	42.7
6)	2005	12	469	39.1
7)	2014	13	435	33.5
8)	1987	12	426	35.5
9)	2015	13	419	32.2
10)	1982	12	399	33.3



Head Coach Dick Vermeil with John Sciarra

### TOP TEN DEFENSIVE SEASONS

#### RUSHING

	Year	G	ATT	YDS	AVG	TD
1)	1954	9	314	659	2.1	2
2)	1947	9	338	838	2.5	4
3)	1952	9	360	847	2.4	3
4)	1985	12	404	855	2.1	13
5)	1966	10	377	1,055	2.8	8
6)	1987	12	411	1,121	2.7	7
7)	2006	13	419	1,184	2.8	9
8)	1988	12	438	1,194	2.7	10
9)	1953	10	428	1,216	2.8	4
10)	1991	12	429	1,229	2.9	13

#### PASSING

	Year	G	ATT	COMP	YDS	PCT	INT	TD
1)	1953	10	155	65	686	41.9	20	5
2)	1955	11	160	67	814	41.9	16	3
3)	1961	11	158	75	864	47.4	14	4
4)	1962	10	163	78	924	47.8	10	3
5)	1956	10	137	55	942	39.9	17	5
6)	1950	9	180	80	949	44.4	19	4
7)	1946	11	201	68	968	33.8	29	5
8)	1948	10	164	67	987	40.9	15	14
9)	1958	10	152	72	993	47.3	17	9
10)	1957	10	171	84	1,003	49.1	22	4

#### TOTAL DEFENSE

	Year	G	PLAYS	YDS	AVG
1)	1954	9	530	1,708	3.22
2)	1947	9	607	1,868	3.08
3)	1953	10	654	1,902	2.91
4)	1952	9	668	1,953	2.92
5)	1946	11	740	2,257	3.05
6)	1950	9	624	2,262	3.63
7)	1966	10	653	2,452	3.75
8)	1951	9	653	2,497	3.82
9)	1955	11	727	2,523	3.47
10)	1961	11	602	2,528	4.20

#### SCORING

	Year	G	PTS	AVG
1)	1954	9	40	4.4
2)	1952	9	55	6.1
3)	1955	11	74	6.7
4)	1953	10	76	7.6
5)	1947	9	80	8.9
6)	1960	10	84	8.4
7)	1957	10	90	9.0
8)	1950	9	96	10.7
9)	1969	10	103	10.3
10)	1946	11	117	10.6



Jim Decker





RECORDS

SCORING DEFENSE

Table with 4 columns: Year, G, Pts., Avg. Lists scoring defense records from 2016 down to 1945.

\* = conference leader; \*\*= NCAA leader

RUSHING (Based on Yardage)

Table with 5 columns: Year, Player, G, Att, Yds, Avg. Lists rushing records from 2016 down to 2006.

Main table listing individual records with 7 columns: Year, Player, G, Att, Yds, Pct, Avg. Includes records for Maurice Jones-Drew, DeShaun Foster, Karim Abdul-Jabbar, etc.

\* = conference leader

TOTAL OFFENSE (Based on Yardage)

Table with 5 columns: Year, Player, Att, Yds. Lists total offense records from 2016 down to 2002.

Table with 3 columns: Year, Player, Yds. Lists yardage records from 2001 down to 1937.

\* = conference leader

PASSING (Based on Completions)

Table with 6 columns: Year, Player, PC-PA, Pct, Yds, TD. Lists passing records from 2016 down to 1999.

## RECORDS

1998	Cade McNown	207-357	58.0	3,470	25
1997	Cade McNown	189-312	60.6	3,116	24
1996	Cade McNown	176-336	52.4	2,424	12
1995	Cade McNown	122-245	49.8	1,698	7
1994	Wayne Cook	179-302	59.3	2,501	15
1993	Wayne Cook	165-297	55.6	2,067	18
1992	Rob Walker	84-154	54.6	791	3
	John Barnes	61-117	52.1	957	5
1991	Tommy Maddox	209-343	60.9	2,681	16
1990*	Tommy Maddox	182-327	55.7	2,682	17
1989	Bret Johnson	145-252	57.5	1,791	12
1988	Troy Aikman	228-354	64.4	2,771	24
1987	Troy Aikman	178-273	65.2	2,527	17
1986	Matt Stevens	150-280	53.6	1,869	11
1985	David Norrie	136-214	63.6	1,819	10
1984	Steve Bono	136-245	55.5	1,576	9
1983	Rick Neuheisel	185-267	69.3	2,245	13
1982	Tom Ramsey	209-336	62.2	2,986	21
1981	Tom Ramsey	134-230	58.3	1,793	16
1980	Tom Ramsey	82-148	55.4	1,116	9
1979	Rick Bashore	60-122	48.2	964	8
1978	Rick Bashore	62-129	48.4	811	2
1977	Rick Bashore	74-149	49.7	1,015	9
1976	Jeff Dankworth	66-120	55.0	866	4
1975	John Sciarra	74-145	51.0	1,313	8
1974	John Sciarra	47-92	51.1	835	4
1973	John Sciarra	27-62	43.5	503	3
1972	Mark Harmon	30-70	43.0	574	6
1971	Mike Flores	51-111	45.8	671	1
1970	Dennis Dummit	175-344	51.0	2,393	14
1969	Dennis Dummit	114-208	54.8	1,963	15
1968	Jim Nader	72-163	44.2	1,008	7
1967*	Gary Beban	87-156	55.8	1,359	8
1966	Gary Beban	78-157	49.7	1,245	6
1965	Gary Beban	78-152	51.3	1,483	9
1964	Larry Zeno	97-196	49.5	1,363	13
1963	Larry Zeno	77-154	50.0	1,036	6
1962	Larry Zeno	25-62	40.3	458	2
	Carl Jones	25-54	45.5	412	2
1961	Bob Smith	16-33	48.5	305	1
1960	Bill Kilmer	64-129	49.5	1,086	8
1959	Bill Kilmer	41-101	40.6	702	7
1958	Don Long	36-64	56.3	395	4
1957	Don Long	35-56	62.5	479	4
1956	Doug Bradley	22-48	45.9	293	3
1955	Ronnie Knox	36-63	57.1	526	6
1954	Primo Villanueva	23-49	46.9	400	5
1953	Paul Cameron	39-106	36.8	478	7
1952	Paul Cameron	36-96	37.5	518	8
1951	Paul Cameron	66-134	49.2	885	10
1950	Ted Narleski	26-50	52.0	343	3
1949	Ernie Johnson	34-74	45.9	559	5
1948	Ray Nagel	59-117	50.4	969	5
1947	Ben Reiges	36-70	51.4	465	4
1946*	Ernie Case	53-119	44.5	1,033	11
1945	Ernie Case	29-86	33.7	522	5
1944*	Bob Waterfield	55-136	40.4	901	9
1943	Bob Andrews	22-90	24.4	353	2
1942*	Bob Waterfield	57-140	40.7	1,095	12
1941	Bob Waterfield	49-130	37.7	828	3
1940	Jackie Robinson	43-97	45.7	444	2
1939	Kenny Washington	38-92	40.9	582	7
1938	Kenny Washington	21-65	32.3	214	3
1937	Kenny Washington	34-72	47.2	495	3

\* = conference leader

### QB PASSING EFFICIENCY

Year	Player	Rating
2016	Josh Rosen	138.9
2015	Josh Rosen	134.3
2014	Brett Hundley	152.7
2013	Brett Hundley	153.7
2012	Brett Hundley	147.7
2011	Kevin Prince	135.3
2010	Richard Brehaut	110.2
2009	Kevin Prince	115.5
2008	Kevin Craft	98.7
2007	Ben Olson	115.3
2006	Patrick Cowan	113.4
2005	Drew Olson	161.6
2004	Drew Olson	132.4
2003	Drew Olson	111.3
2002	Cory Paus	145.8
2001	Cory Paus	132.8
2000	Cory Paus	145.7
1999	Cory Paus	107.8
1998	Cade McNown	156.9
1997	Cade McNown	168.6
1996	Cade McNown	115.2



Gary Beban

1995	Cade McNown	113.1
1994	Wayne Cook	140.6
1993	Wayne Cook	132.5
1992	John Barnes	128.1
1991	Tommy Maddox	135.0
1990	Tommy Maddox	133.1
1989	Bret Johnson	122.6
1988	Troy Aikman	147.4
1987	Troy Aikman	157.6
1986	Matt Stevens	115.5
1985	David Norrie	141.0
1984	Steve Bono	110.6
1983	Rick Neuheisel	148.5
1982	Tom Ramsey	151.5
1981	Tom Ramsey	132.8
1980	Tom Ramsey	132.1
1979	Rick Bashore	122.4
1978	Rick Bashore	92.0
1977	Rick Bashore	117.4
1976	Jeff Dankworth	115.0
1975	John Sciarra	126.0
1974	John Sciarra	130.8
1973	John Sciarra	118.0
1972	Mark Harmon	120.0
1971	Mike Flores	85.3
1970	Dennis Dummit	111.7
1969	Dennis Dummit	148.3
1968	Jim Nader	98.0
1967	Gary Beban	136.9
1966	Gary Beban	116.2
1965	Gary Beban	144.9
1964	Larry Zeno	113.5
1963	Larry Zeno	107.7
1962	Carl Jones	122.6
1961	Mike Haffner	119.0
1960	Bill Kilmer	128.4
1959	Bill Kilmer	111.9
1958	Don Long	110.0
1957	Don Long	150.8
1956	Doug Bradley	101.1

### RECEIVING (Based on Receptions)

Year	Player	Rec	Yds	TD
2016	Darren Andrews	55	709	4
2015	Jordan Payton	78	1,105	5
2014	Jordan Payton	67	954	7
2013	Shaquellie Evans	47	709	9
2012	Shaquellie Evans	60	877	3
2011	Nelson Rosario	64	1,161	5
2010	Taylor Embree	32	409	0
2009	Taylor Embree	45	608	2
2008	Terrence Austin	53	460	1
2007	Brandon Breazell	51	810	4
2006	Chris Markey	35	261	0
2005	Mercedes Lewis	58	741	10
2004	Craig Bragg	36	483	4
2003	Craig Bragg	73	1,065	5
2002	Craig Bragg	55	889	8
2001	Craig Bragg	29	408	2

2000	Freddie Mitchell	77	1,494	9
1999	Freddie Mitchell	38	533	0
1998	Danny Farmer	58	1,274	9
1997	Jim McElroy	47	988	10
1996	Danny Farmer	31	524	4
1995	Kevin Jordan	43	558	3
1994*	Kevin Jordan	73	1,228	7
1993	J.J. Stokes	82	1,181	17
1992	J.J. Stokes	41	728	7
1991*	Sean LaChapelle	73	1,056	11
1990	Reggie Moore	40	643	3
1989	Charles Arbuckle	33	309	1
1988	Mike Farr	66	700	0
1987	Willie Anderson	48	903	6
1986	Willie Anderson	36	675	4
1985	Karl Dorrell	39	565	1
1984	Mike Sherrard	43	729	4
1983	Mike Sherrard	48	709	2
1982	Cormac Carney	46	779	2
1981	Cormac Carney	29	539	5
1980	Cormac Carney	33	581	1
1979	Tim Wrightman	22	321	2
1978	Severn Reece	15	340	1
1977	Homer Butler	25	584	4
1976	Wally Henry	22	370	3
1975	Wally Henry	17	287	2
1974	Norm Andersen	27	480	3
1973	Norm Andersen	19	315	3
1972	Brad Lyman	13	211	3
1971	Terry Vernoy	21	281	1
1970	Rick Wilkes	43	595	2
1969	Gwen Cooper	38	734	9
1968	Ron Copeland	21	372	3
	Mike Garratt	21	243	3
1967	Dave Nuttall	37	612	5
1966	Harold Busby	29	474	4
1965	Kurt Altenberg	32	599	3
1964	Kurt Altenberg	31	428	6
	Mike Haffner	31	515	1
1963	Mel Profit	28	393	1
1962	Mel Profit	12	229	1
	Kermit Alexander	12	178	1
1961	Kermit Alexander	14	297	1
1960	Marv Luster	17	250	1
1959	Marv Luster	22	366	5
1958	Dick Wallen	19	211	3
1957	Dick Wallen	20	303	3
1956	Dick Wallen	23	308	2
1955	Chuck Holoway	10	184	3
	Pete O'Garro	10	66	1
1954	Rommie Loudd	13	157	4
1953	Bill Stitts	9	208	6
1952	Ike Jones	25	270	5
1951	Ernie Stockert	30	360	4
1950	Ernie Stockert	20	236	4
1949	Bob Wilkinson	27	556	10
1948	Bill Clements	16	332	1
1947	Bill Clements	13	300	4





## RECORDS

1947	Al Hoisch	9	89	9.9
	Ernie Johnson	8	105	13.1
1946	Gene Rowland	20	138	6.9
	Ernie Johnson	19	309	16.3
1945	Brooks Biddle	11	72	6.5
	Jack Boyd	7	95	13.6
1944	Vic Smith	16	144	9.0
	Johnny Roesch	6	160	26.7
1943	Jack Boyd	10	92	9.2
1942	Al Solari	19	220	11.6
1941	Ted Forbes	20	302	15.1
1940	Jackie Robinson	19	399	21.0
1939	Jackie Robinson	18	295	16.5

\* = conference leader

### KICKOFF RETURNS

Year	Player	No	Yds	Avg
2016	Ishmael Adams	32	734	22.9
2015	Devin Fuller	17	411	24.2
2014	Ishmael Adams	26	591	22.7
2013	Steven Manfro	18	446	24.8
2012	Damien Thigpen	14	376	26.9
2011	Josh Smith	49	1,123	23.1
2010	Josh Smith	32	723	22.6
2009	Terrence Austin	43	1,036	24.1
2008	Terrence Austin	46	1,109	24.1
2007*	Matthew Slater	34	986	29.0
2006	Derrick Williams	13	340	26.2
2005	Chris Markey	17	383	22.5
2004	Chris Markey	18	399	22.2
2003	Maurice Jones-Drew	20	533	26.6
2002	Tab Perry	25	626	25.0
2001	Craig Bragg	10	186	18.6
2000	Tab Perry	29	598	20.6
	Mike Vanis	7	173	24.7
1999	Lovell Houston	18	435	24.2
1998	Ryan Roques	14	381	27.2
1997	Jermaine Lewis	14	294	21.0
1996	Jim McElroy	15	377	25.1
1995	Jim McElroy	24	595	24.8
1994	Derek Ayers	15	298	19.9
	Jim McElroy	9	186	20.7
1993	Derek Ayers	10	182	18.2
	Andy Colbert	6	123	20.5
1992	Ricky Davis	19	358	18.8
1991	Ricky Davis	14	285	20.4
	Shawn Wills	5	108	21.6
1990	Brian Brown	22	456	20.7
	Shawn Wills	14	310	22.1
1989	Brian Brown	22	465	21.1
	Kevin Williams	12	261	21.8
1988	Shawn Wills	18	361	20.1
1987	Brian Brown	15	341	22.7
1986	Darryl Henley	22	488	22.2
1985	Darryl Henley	6	140	23.3
1984	Paco Craig	7	105	15.0
	Gaston Green	6	138	23.0
1983	Karl Dorrell	8	164	20.5
1982	Dokie Williams	18	449	24.9
1981	Jojo Townsell	14	290	20.7
1980	Cormac Carney	13	287	22.1
1979	Kenny Easley	14	337	24.1
1978*	Theotis Brown	17	447	26.3
1977	James Owens	14	234	16.7
1976	Wally Henry	20	386	19.3
	*Theotis Brown	8	204	25.5
1975	Wally Henry	22	489	22.2
1974	Greg Williams	17	419	24.6
1973	Kermit Johnson	11	317	28.8
1972	John Sciarra	17	375	22.0
1971	Kermit Johnson	11	217	19.8
	Ron Carver	11	201	18.3
1970	Ron Carver	21	434	20.7
1969	Mickey Cureton	10	248	24.8
	Ron Carver	8	255	31.9
1968	Greg Jones	19	478	25.2
1967	Bill Bolden	14	278	19.8
1966	Ray Armstrong	11	267	24.3
1965	Bob Stiles	13	274	21.1
1964	Tim McAteer	20	388	19.4
1963	John White	12	221	18.4
	Byron Nelson	11	280	25.5
1962	Kermit Alexander	12	313	26.1
1961	Kermit Alexander	9	188	20.9
1960	Gene Gaines	9	231	25.7
	Jimmy Johnson	9	230	25.6
1959	Gene Gaines	8	188	23.5
1958	Phil Parslow	6	115	19.2
1957	Bill Mason	5	107	21.4

1956	Lou Elias	10	210	21.0
1955	Sam Brown	9	200	22.2
1954	Primo Villanueva	4	80	20.0
1953	Paul Cameron	9	182	20.2
1952	Bill Stits	7	142	20.3
1951	Pete Dailey	7	168	24.0
	Ted Narleski	7	107	15.3
1950	Ted Narleski	14	348	24.8
1949	Ernie Johnson	17	383	22.6
1948	Ernie Johnson	12	292	24.3
1947	Al Hoisch	5	138	27.6
1946	Al Hoisch	6	249	41.5
1945	Cal Rossi	3	57	19.0
	Jack Porter	3	50	16.7
	Ernie Case	2	61	30.5
1944	Jack Boyd	6	111	18.5
	Cal Rossi	4	127	31.8
1943	Merle Campbell	6	120	20.0
	Will Belling	6	118	19.7
	Bob Andrews	6	110	18.3
	Jack Boyd	6	108	18.0
	Troy Horton	6	89	14.8
1942	Al Solari	12	292	24.3
1941	Ted Forbes	10	223	22.3
1940	Ted Forbes	9	225	25.0

\* = conference leader

### ALL-PURPOSE YARDAGE

Year	Player	Rush	Rec	Pret	Kret	Total
2016	Ishmael Adams	30	178	60	734	1,002
2015	Paul Perkins	1,343	242	0	0	1,585
2014	Paul Perkins	1,575	201	0	0	1,776
2013	Paul Perkins	573	296	6	0	875
2012	Johnathan Franklin	1,734	323	0	5	2,062
2011	Josh Smith	26	243	0	1,132	1,401
2010	Johathan Franklin	1,127	63	0	0	1,190
2009	Terrence Austin	25	455	302	1,036	1,818
2008	Terrence Austin	90	460	219	1,109	1,878
2007	Matthew Slater	0	0	0	986	986
2006	Chris Markey	1,107	261	9	0	1,377
2005	M. Jones-Drew	914	453	427	69	1,863
2004	M. Jones-Drew	1,007	262	152	185	1,606
2003	Craig Bragg	0	1,065	302	21	1,388
2002	Tyler Ebell	994	72	273	43	1,382
2001*	DeShaun Foster	1,109	129	0	0	1,238
2000	Freddie Mitchell	-1	1,494	0	0	1,493
1999	Freddie Mitchell	37	533	28	122	720
1998	Danny Farmer	40	1,274	0	0	1,314
1997	Skip Hicks	1,282	389	0	0	1,671
1996	Skip Hicks	1,034	283	0	0	1,317
1995	K. Abdul-Jabbar	1,571	188	0	0	1,759
1994	K. Abdul-Jabbar	1,227	118	0	0	1,345
1993	J.J. Stokes	0	1,181	0	0	1,181
1992	J.J. Stokes	0	728	0	0	728
1991	Kevin Williams	1,141	143	0	0	1,284
1990	Brian Brown	798	104	0	456	1,358
1989	Brian Brown	463	108	0	465	1,036
1988	Shawn Wills	622	41	0	361	1,024
1987	Gaston Green	1,098	106	0	69	1,273
1986	Gaston Green	1,405	70	0	0	1,475
1985	Gaston Green	712	34	0	0	746

1984	Danny Andrews	605	185	0	0	790
1983	Kevin Nelson	898	192	0	117	1,207
1982	JoJo Townsell	93	718	0	315	1,126
1981	Kevin Nelson	883	64	0	0	947
1980	Freeman McNeil	1,105	161	0	0	1,266
1979	Freeman McNeil	1,396	140	0	0	1,536
1978	Theotis Brown	1,283	74	0	447	1,804
1977	James Owens	938	146	0	234	1,318
1976	Theotis Brown	1,092	92	0	223	1,407
1975	Wendell Tyler	1,388	0	0	0	1,388
1974	Russel Charles	763	5	0	120	888
1973	Kermit Johnson	1,129	0	0	317	1,446
1972	Kermit Johnson	952	36	0	39	1,027
1971	Kermit Johnson	414	11	0	217	642
1970	Arthur Sims	463	47	0	189	699
1969	Mickey Cureton	721	43	40	248	1,052
1968	Greg Jones	497	150	0	478	1,125
1967	Greg Jones	662	119	39	0	820
1966	Mel Farr	809	225	0	77	1,111
1965	Mel Farr	821	180	0	63	1,064
1964	Mike Haffner	31	515	28	27	601
1963	Byron Nelson	114	291	16	280	701
1962	Kermit Alexander	472	178	26	313	989
1961	Mike Haffner	696	0	13	27	736
1960	Bill Kilmer	803	0	0	0	803

\* = conference leader

### BLOCKED KICKS

Year	Player	No.
2016	Rick Wade, DeChaun Holiday	1
2015	Takkarist McKinley	1
2014	Ishmael Adams	1
2013	E. Kendricks, M. Jack, C. Marsh, K. Orjoke	1
2012	Datone Jones, Cassius Marsh	2
2011	Sheldon Price	2
2010	Dalton Hilliard	1
2009	Jerzy Siewierski	3
2008	A. Ayers, B. Price, R. Stokes, S. Westgate	1
2007	Kevin Brown, Corey Bosworth	1
2006	Will Peddie	2
2005	B. Harwell, E. McNeal, N. Dragovic	1
2004	Chris Horton	2
2003	Spencer Havner	2
2002	Spencer Havner	3
2001	R. Thomas, R. Leisle, J. Stephens	2
2000	none	0
1999	Ryan Nece, Audie Attar	1
1998	Tod McBride	2
1997	Larry Atkins	2
1996	Travis Kirschke, Eric Scott	1
1995	Grady Stretz, DuVal Hicks	1
1994	none	0
1993	Derek Ayers	1
1992	Sale Isaia	1
1991	Michael Williams	1
1990	none	0
1989	none	0
1988	Chance Johnson, Doug Kline	1
1987	none	0
1986	Carnell Lake, Randy Beverly	1
1985	Chuckie Miller, Eric Smith, Darryl Henley	1

## RECORDS

### INTERCEPTIONS

Year	Player	No.
2016	Randall Goforth	4
2015	Ishmael Adams, Randall Goforth, Jaleel Wadood	2
2014	Eric Kendricks	3
2013	Ishmael Adams	4
2012	Andrew Abbott, Sheldon Price	4
2011*	Andrew Abbott	4
2010	Aaron Hester	3
2009*	Rahim Moore	10
2008	Rahim Moore, Michael Norris	3
2007	Trey Brown	5
2006	Trey Brown	4
2005	Spencer Havner	3
2004	Jarrad Page, Matthew Clark	3
2003	Justin London, Spencer Havner	3
	Jarrad Page, Rodney Leisle	3
2002	Ricky Manning, Jr., Ben Emanuel II	4
2001	Matt Ware	5
2000	Ricky Manning, Jr.	4
1999	Ryan Roques	4
1998	Larry Atkins, Ryan Roques	4
1997*	Larry Atkins	6
1996	Kusanti Abdul-Salaam	4
1995	Paul Guidry, Teddy Lawrence	2
	Javelin Guidry	2
1994	Abdul McCullough, Donnie Edwards	3
1993*	Marvin Goodwin	7
1992	Carlton Gray	2
1991*	Carlton Gray	11
1990	Eric Turner	5
1989	Eric Turner	3
1988*	Marcus Turner	5
1987	Marcus Turner	4
1986	Craig Rutledge	6
1985	James Washington	5
1984	James Washington, Craig Rutledge	5
1983	Don Rogers	7
1982	Lupe Sanchez	5
1981*	Tom Sullivan	6
1980	Jimmy Turner	5
1979	Kenny Easley	4
1978	Kenny Easley	7
1977*	Kenny Easley	6
1976	Michael Coulter, Levi Armstrong	4
	Harold Hardin	4
1975	Barney Person	5
1974	Kent Pearce	4
1973	John Nanoski	6
1972	Jimmy Allen	6
1971	Ron Carver, Rob Scribner	3
1970	Reynaud Moore	4
1969*	Ron Carver	6
1968	Dennis Spurling	5
1967*	Sandy Green	6
1966	Andy Herrera, Don Manning	5
1965*	Bob Stiles	9
1964	Jim Miller	4
1963	Bob Richardson, Kurt Altenberg	2
1962	Ezell Singleton	2
1961	Bob Smith, Ezell Singleton, Andy Von Zonn	2
1960	Ezell Singleton, Gene Gaines, Earl Smith	2
1959	Dean Moore, Trusse Norris	2
1958*	Phil Parslow, John Brown	3
1957*	Kirk Wilson, Dick Wallen	4
1956	Five players with	2
1955	John Herman	3
1954	Bruce Ballard	4
1953	Paul Cameron	4
1952	Bill Stits	8
1951	Bill Stits	5
1950	Joe Sabol	5
1949	Ray Nagel	3
1948	Howard Hansen	3
1947	Cal Rossi, Ben Reiges	3
1946	Ernie Johnson, Ben Reiges	6
1945	Bill Stamper, Jack Porter	3
1944	Bob Waterfield	4
1943	Dean Witt, Mike Marienthal, Don Paul	2
1942*	Bob Waterfield	7

\* = conference leader

### INTERCEPTION YARDS

Year	Player	Yds
2016	Randall Goforth	89
2015	Ishmael Adams	109
2014	Ishmael Adams	115
2013	Myles Jack	67
2012	Tevin McDonald	50

2011	Andrew Abbott	37
2010	Akeem Ayers	90
2009	Alterraun Verner	158
2008	Michael Norris	44
2007	Dennis Keyes	111
2006	Alterraun Verner	123
2005	Spencer Havner	37
2004	Spencer Havner	73
2003	Spencer Havner	127
2002	Ben Emanuel II	77
2001	Matt Ware	56
2000	Ricky Manning, Jr.	64
1999	Ricky Manning, Jr.	83
1998	Ryan Roques	79
1997	Larry Atkins	154
1996	Abdul McCullough	62
1995	Ted Nwoke	12
1994	Abdul McCullough	109
1993	Marvin Goodwin	136
1992	Othello Henderson	18
1991	Carlton Gray	132
1990	Eric Turner	59
1989	Carlton Gray	78
1988	Marcus Turner	94
1987	Eric Turner	162
1986	Craig Rutledge	104
1985	James Washington	90
1984	James Washington	103
1983	Don Rogers	81
1982	Blanchard Montgomery	76
1981	Tom Sullivan	28
1980	Kenny Easley	63
1979	Lupe Sanchez	22
1978	Brian Baggott	123
1977	Jerry Robinson	95
1976	Jerry Robinson	141
1975	Barney Person	52
1974	Greg Williams	49
1973	James Bright	138
1972	Allan Ellis	116
1971	James Bright	34
1970	Ron Carver	85
1969	Ron Carver	97
1968	Scott Hooks	40
1967	Sandy Green	73
1966	Dallas Grider	73
1965	Bob Stiles	125
1964	Bob Richardson	25
1963	Steve Butler	86
1962	Ezell Singleton	57
1961	Bob Smith	51
1960	Bob Smith	44
1959	Dean Moore	37
1958	Phil Parslow	117
1957	Kirk Wilson	74
1956	Pat Pinkston	76
1955	Bob Bergdahl	72
1954	Jim Decker	91
1953	Don Stalwick	70
1952	Bill Stits	235
1951	Bill Stits	68
1950	Joe Sabol	92
1949	Ray Nagel	54
1948	Les Steiner	47
1947	Cal Rossi	46
1946	Ernie Johnson	58
1945	Bill Stamper	65
1944	Johnny Roesch	70
1943	Dean Witt	21
1942	Everett Riddle	106

### TACKLES

Year	Player	G	No.
2016*	Jayon Brown, lb	12	119
2015	Jayon Brown, lb	12	93
2014	Eric Kendricks, lb	13	149
2013	Eric Kendricks, lb	11	106
2012*	Eric Kendricks, lb	14	150
2011	Patrick Larimore, lb	13	81
2010	Tony Dye, s	12	96
2009	Reggie Carter, lb	13	79
2008	Reggie Carter, lb	12	83
2007	Dennis Keyes, s	13	115
2006	Chris Horton, s	13	95
2005	Spencer Havner, lb	12	99
2004*	Spencer Havner, lb	11	125
2003*	Brandon Chillar, lb	13	133
2002	Marcus Reese, lb	13	103
2001*	Robert Thomas, lb	11	111

2000	Robert Thomas, lb	12	88
1999	Joey Strycula, s	11	69
1998	Larry Atkins, s	12	94
1997	Shaun Williams, s	10	68
	Brian Wilmer, lb	12	68
1996	Brian Wilmer, lb	11	102
1995	Abdul McCullough, lb	12	100
1994	Donnie Edwards, lb	11	106
1993	Marvin Goodman, s	12	83
1992	Othello Henderson, s	11	90
1991	Matt Darby, s	11	85
1990	Eric Turner, s	11	93
1989	Craig Davis, lb		143
	Eric Turner, s		141
	Matt Darby, s		109
	Rocen Keeton, lb		108
	Marcus Patton, lb		106
1988	Chance Johnson, lb		110
	Craig Davis, lb		102
1987	Ken Norton, lb		125
	Chance Johnson, lb		108
1986	Ken Norton, lb		106
	Craig Rutledge, s		101
1985	James Washington, s		109
1984	James Washington, s		119
	Tommy Taylor, lb		112
1983	Don Rogers, s		143
1982	Don Rogers, s		124
	Blanchard Montgomery, lb		104
1981	Don Rogers, s		133
	Tom Sullivan, s		109
1980	Avon Riley, lb		112
	Kenny Easley, s		105
1979	Arthur Akers, lb		88
1978	Jerry Robinson, lb		161
	Manu Tuiasosopo, lb		114
1977	Jerry Robinson, lb		147
	Frank Stephens, lb		136
	Jeff Muro, lb		106
	John Fowler, lb		105
1976	Jerry Robinson, lb		159
	Frank Stephens, lb		119
	Raymond Burks, lb		107
1975	Terry Tautolo, lb		120
	Dale Curry, lb		105

\* = conference leader

### SACKS

Year	Player	No.
2016	Takkarist McKinley, dl	10.0
2015	Aaron Wallace, lb	7.0
2014	Deon Hollins, lb	9.0
2013	Anthony Barr, lb	10.0
2012*	Anthony Barr, lb	13.5
2011	Datone Jones, dl	3.0
2010	Akeem Ayers, lb	4.0
	Sean Westgate, lb	4.0
2009	Brian Price, dl	7.0
2008	Korey Bosworth, lb	7.5
2007*	Bruce Davis, dl	12.0
2006*	Bruce Davis, dl	12.5
	Justin Hickman, dl	12.5
2005	Justin Hickman, dl	5.5
2004	Kevin Brown, dl	8.5
	Spencer Havner, lb	8.5
2003*	Dave Ball, dl	16.5
2002	Dave Ball, dl	11.0
2001	Kenyon Coleman, dl	9.0
2000	Marcus Reese, lb	4.0
1999	Santi Hall, lb	4.0
1998	Brendon Ayanbadejo, lb	9.0
1997	Weldon Forde, dl	6.0
1996	Weldon Forde, dl	6.0
1995	George Kase, dl	5.0
1994	Donnie Edwards, lb	12.5
1993	Jamir Miller, lb	12.5
1992	Jamir Miller, lb	11.0
1991	Arnold Ale, dl	5.0
	Jamir Miller, lb	5.0
1990	Roman Phifer, lb	3.0
1989	Marcus Patton, lb	11.0
1988	Carnell Lake, lb	5.5
	Jim Wahler, dl	5.5
1987*	Carnell Lake, lb	13.0
1986	Eric Smith, lb	11.0
1985	Terry Tunney, dl	9.0
	Mark Walen, dl	9.0
1984	Neal Delocono, lb	9.0
1983	Jeff Chaffin, dl	7.0

## RECORDS

	Doug West, lb	7.0
1982	Neal Dellocono, lb	6.0
1981	Karl Morgan, dl	6.0
	Martin Moss, dl	6.0
	Brad Plemmons, lb	6.0
1980	Irv Eatman, dl	8.0
1979	Martin Moss, dl	4.0
1978	Don Hopwood, dl	8.0
1977	Dave Morton, lb	5.0
1976	Manu Tuiasosopo, dl	9.0
1975	Frank Stephens, lb	8.0

\* = conference leader

### FUMBLES CAUSED

Year	Player	No.
2016	Takkarist McKinley	3
2015	Takkarist McKinley, Kenny Young	2
2014	E. Kendrick, E. Vanderdoes, D. Hollins E. McCarthy, M. Rios, T. McKinley	1
2013	Anthony Barr	5
2012	Anthony Barr	4
2011	P. Larimore, T. McDonald, G. Love, D. Riley	1
2010	Pat Larimore	3
2009	Akeem Ayers	4
2008	Reggie Carter	3
2007	Bruce Davis, Matthew Slater, Brian Price	2
2006	Bruce Davis, Dennis Keyes	3
2005	Jarrad Page, Dennis Keyes, Marcus Cassel	2
2004	Jarrad Page	2
2003	Dave Ball	5
2002	Spencer Havner	3
2001	Robert Thomas, Rodney Leisle, Jason Stephens	2
2000	Robert Thomas	6
1999	Santi Hall	2
1998	Marques Anderson	4
1997	Danjuan Magee	4
1996	B. Wilmer, P. Ward, A. McCullough, D. Magee, K. Abdul-Salaam, J. Ruckman G. Thompkins, M. Wiley	1
1995	Tommy Bennett	4
1994	Rod Smalley	3
1993	Donnie Edwards	6
1992	Donnie Edwards	3
1991	Jamir Miller	3
1990	Eric Turner, Matt Darby, Meech Shaw Rocen Keeton, Matt Chalenski	1
1989	Craig Davis	5
1988	Stacy Argo, Bryan Wilcox	2
1987	Carnell Lake, Jim Wahler	3
1986	Terry Tumej	3
1985	J. Washington, S. Jarecki, C. Miller	3
1984	Neal Dellocono, Terry Tumej	3
1983	D. Rogers, R. Pitts, J. Chaffin, C. Block	2
1982	Neal Dellocono, Eugene Leoni	2
1981	Tom Sullivan	5
1980	Kenny Easley, Larry Hall, Irv Eatman	2
1979	Kenny Easley	3
1978	Kenny Easley	4
1977	Jerry Robinson	4
1976	Jerry Robinson, Frank Stephens	3
1975	Terry Tautolo, Dale Curry	4

### FUMBLES RECOVERED

Year	Player	No.
2016	Kenny Young	3
2015	Deon Hollins	2
2014	E. Kendrick, K. Clark, E. Vanderdoes, R. Goforth, T. Lagace	1
2013	Anthony Barr	4
2012	Eric Kendrick, Cassius Marsh	3
2011	Isaiah Bowens	2
2010	Akeem Ayers	2
2009	Akeem Ayers, Jerzy Siewierski	2
2008	Korey Bosworth	3
2007	Tom Blake	4
2006	Bruce Davis, Chase Moline	2
2005	Spencer Havner, William Snead	2
2004	Marcus Cassel	2
2003	B. Chillar, B. Emanuel, J. Page, R. Leisle, D. Link	2
2002	Brandon Chillar	3
2001	Ryan Nece	3
2000	Marques Anderson	4
1999	R. Nece, T. White, K. Coleman, R. Roques K. Kocher, M. Reese, A. Abdul Azziz, J. Williams, B. Pieper, A. Attar, P. Nelson	1
1998	Larry Atkins	5
1997	S. Williams, L. Atkins, K. Coleman	3
1996	B. Wilmer, T. Kirschke, J. Guidry, K. Abdul-Salaam, W. Forde, D. Smith, D. Cline, J. Bell, K. Farris	1
1995	Tommy Bennett	3
1994	Abdul McCullough	3
1993	M. Goodwin, D. Edwards, T. Bennett	3
1992	Othello Henderson	3
1991	Matt Darby	3
1990	Brian Brown	2
1989	Rocen Keeton	3
1988	Chance Johnson	2
1987	Carnell Lake, Dennis Price, Randy Austin	2
1986	Chuckie Miller	3
1985	Jim Wahler, Darryl Henley	3
1984	Lee Knowles, Mark Walen	2
1983	Neal Dellocono	3
1982	Eugene Leoni	3
1981	Martin Moss	4
1980	Kenny Easley	3
1979	Kenny Easley	3
1978	Mike Molina	3
1977	J. Robinson, F. Stephens, M. Tuiasosopo	2
1976	J. Robinson, M. Tuiasosopo, T. Murphy	2
1975	Raymond Bell, Cliff Frazier	2

### PASSES BROKEN UP

Year	Player	No.
2016	Fabian Moreau	10
2015	Marcus Rios	7
2014	Anthony Jefferson, Fabian Moreau	8
2013	Myles Jack	11
2012	Tevin McDonald	9
2011	Tevin McDonald	9
2010	Tony Dye	9
2009	Rahim Moore	7
2008	Alterraun Verner	18
2007	Trey Brown	18
2006	Trey Brown, Rodney Van	9
2005	Trey Brown, Marcus Cassel	10
2004	Matthew Clark	11
2003	B. Chillar, J. London, S. Havner	5
2002	Spencer Havner, Ricky Manning	7
2001	Marques Anderson	10
2000	Ricky Manning	14
1999	Joey Strycula	13
1998	Jason Bell	14
1997	Javelin Guidry, Weldon Forde	10
1996	Kusanti Abdul-Salaam	21
1995	Javelin Guidry	11
1994	Teddy Lawrence	10
1993	M. Goodwin, T. Lawrence, C. Greenwood	8
1992	Carlton Gray	15
1991	Carlton Gray	19
1990	Carlton Gray	7
1989	Eric Turner	11
1988	Darryl Henley	16
1987	Darryl Henley	17
1986	Dennis Price	10
1985	Chuckie Miller	19
1984	Craig Rutledge, Herb Welch	10
1983	Lupe Sanchez	13
1982	Don Rogers	15
1981	Don Rogers	10

**RECORDS**

**YEARLY NCAA TOP-25 STAT LEADERS  
(1990-present)**

Year	Player/Team	Category	Finish	Mark
1990	Eric Turner	Interceptions	T7	0.45
	Tommy Maddox	Pass Efficiency	20	133.1
	Tommy Maddox	Tot. Offense	9	257.3
1991	Kevin Williams	Rush Yds/G	14	108.9
	Tommy Maddox	Pass Efficiency	24	135.0
	Sean LaChapelle	Rec. Yds/G	7	89.7
	Louis Perez	Fg/G	T17	1.18
	Carlton Gray	Interceptions	2	0.93
	Tommy Maddox	Tot. Offense	16	224.7
	Sean LaChapelle	Recpt./G	6	6.18
	UCLA	Score Offense	22	28.8
	UCLA	Rush Offense	23	209.9
	UCLA	Pass Offense	18	246.4
	UCLA	Tot. Offense	10	456.3
	UCLA	Rush. Defense	8	100.9
	1992	Darren Schager	Punting	22
UCLA		Tot. Defense	16	296.9
1993	J.J. Stokes	Recpt./G	12	6.18
	J.J. Stokes	Rec. Yds/G	11	91.36
	Marvin Goodwin	Interceptions	T7	0.55
	Darren Schager	Punting	17	41.95
	Paul Guidry	Punt Return	19	10.44
	Bjorn Merten	Field Goals/G	2	1.82
	J.J. Stokes	Scoring	T6	9.27
	Bjorn Merten	Scoring	14	8.27
	UCLA	Score Offense	19	32.0
	UCLA	Net Punting	12	38.3
	UCLA	Rush Defense	20	124.6
	UCLA	Turnover Margin	1	1.73
	1994	Sharmon Shah	Rush Yds/G	20
Wayne Cook		Pass Efficiency	8	140.6
Kevin Jordan		Rec. Yds/G	4	111.64
Wayne Cook		Tot. Offense	22	214.18
Kevin Jordan		Recpt./G	6	6.64
Darren Schager		Punting	7	44.19
UCLA		Pass Offense	20	246.1
1995	Karim Abdul-Jabbar	Rush Yds./G	9	141.90
	Paul Guidry	Punt Returns	5	15.42
	Chris Sailer	Punting	17	42.16
	Karim Abdul-Jabbar	All-Purpose	17	157.30
	UCLA	Rush Offense	20	208.3
	UCLA	Fumbles Rec.	T5	17
	UCLA	Had Intercepted	T23	9
	1996	Cade McNown	Tot. Offense	24
Bjorn Merten		Field Goals	T18	1.27
Skip Hicks		Scoring	T6	10.91
UCLA		KO Return	20	25.13
UCLA		Rush Defense	23	117.1
1997	Skip Hicks	Rush Yds/G	21	103.82
	Cade McNown	Pass Efficiency	1	168.6
	Cade McNown	Tot. Offense	18	263.82
	Larry Atkins	Interceptions	22	0.45
	Chris Sailer	Punting	19	43.65
	Chris Sailer	Field Goals	T3	1.73
	Chris Sailer	Scoring	14	9.64
	UCLA	Rush Defense	15	108.3
	UCLA	Pass Eff. Defense	15	103.84
	UCLA	Tot. Offense	13	433.00
	UCLA	Scoring Offense	3	40.7
	UCLA	Net Punting	16	43.3
	UCLA	Pass Efficiency	1	167.68
	UCLA	Turnovers Gained	2	39
	UCLA	Passes Had Int.	T5	5
UCLA	Interceptions	6	21	
UCLA	Fumbles Rec.	T4	18	
UCLA	Turnover Margin	2	1.82	
UCLA	Passing Offense	18	266.3	
1998	Chris Sailer	Scoring	22	8.45
	Ryan Roques	Punt Return	14	12.53
	Danny Farmer	Rec. Yds./G	16	102-91
	Cade McNown	Pass Efficiency	9	156.9
	Cade McNown	Total Offense	9	299.72
	UCLA	Pass Offense	15	294.5
UCLA	Total Offense	8	482.64	
UCLA	Scoring Offense	5	40.5	

UCLA	KO Returns	11	23.7	
UCLA	Turnover Margin	T2	1.45	
1999	no top 25 stats leaders			
2000	Freddie Mitchell	Recpt./G	16	6.18
	Freddie Mitchell	Rec. Yds./G	2	119.45
	Nate Fikse	Punting	13	43.18
	UCLA	Passing Offense	23	264.00
	UCLA	Net Punting	18	37.54
	UCLA	Turnover Margin	23	0.64
2001	Matt Ware	Interceptions	T16	0.45
	Nate Fikse	Punting	10	44.19
	UCLA	Pass Eff. Defense	14	102.14
	UCLA	Total Defense	23	320.64
2002	Craig Bragg	Punt Returns	7	16.00
	Tab Perry	KO Returns	20	25.04
	UCLA	Net Punting	24	36.38
	UCLA	Punt Returns	19	13.70
2003	Maurice Jones-Drew	KO Return	14	26.65
	UCLA	Rush Defense	23	116.32
	UCLA	Total Defense	18	317.62
2004	Chris Kluwe	Punting	12	43.39
	Craig Bragg	Punt Returns	13	15.00
	Maurice Jones-Drew	All-Purpose Yds	17	146.0
	UCLA	Net Punting	4	40.66
	UCLA	Punt Returns	9	15.03
2005	Drew Olson	Pass Efficiency	5	161.60
	Maurice Jones-Drew	Punt Returns	1	28.47
	Maurice Jones-Drew	Scoring	8	10.00
	Maurice Jones-Drew	All-Purpose Yds	13	155.25
	UCLA	Pass Offense	23	270.33
	UCLA	Total Offense	23	431.00
	UCLA	Scoring Offense	5	39.08
2006	Aaron Perez	Punting	24	42.56
	Justin Medlock	Field Goals/G	1	2.15
	Justin Medlock	Scoring	T9	8.69
	Justin Hickman	Sacks	T4	0.96
	Bruce Davis	Sacks	T4	0.96
2007	Matthew Slater	KO Returns	12	29.00
	Kai Forbath	Field Goals/G	T3	1.92
	Bruce Davis	Sacks	T9	0.92
	UCLA	Rush Defense	14	109.15
	UCLA	Net Punting	16	37.70
	UCLA	KO Returns	6	25.24
	UCLA	Sacks	T15	3.00
2008	Aaron Perez	Punting	6	45.20
	Kai Forbath	Field Goals/G	T9	1.58
	Terrence Austin	All-Purpose Yds	16	156.50
	UCLA	KO Returns	16	24.00
2009	Rahim Moore	Interceptions	1	0.77
	Kai Forbath	Field Goals/G	1	2.15
	Brian Price	Tackles for Loss	4	1.81
	Jeff Locke	Punting	16	43.63
	UCLA	Net Punting	19	38.04
2010	Jeff Locke	Tackles for Loss	5	8.15
	Jeff Locke	Punting	4	45.84
2011	UCLA	Net Punting	1	41.27
	Jeff Locke	Punting	12	44.34
2012	UCLA	Net Punting	22	38.67
	Johnathan Franklin	Rush Yds./G	9	123.86
	Jeff Locke	Punting	23	43.34
	Brett Hundley	Tot. Offense	23	292.5
	Johnathan Franklin	All-Purpose	19	147.3
2013	Eric Kendricks	Tackles	3	149
	Anthony Barr	Sacks	T2	13.0



Johnathan Franklin

Anthony Barr	Tackles for Loss	T7	21.0	
Anthony Barr	Fumbles Forced	T8	4	
Cassius Marsh	Blocked Kicks	T7	2	
Datone Jones	Blocked Kicks	T7	2	
Jeff Locke	Kickoffs	2	64.24	
UCLA	Total Offense	24	466.5	
UCLA	Punting	23	43.26	
UCLA	First Downs	T25	23.6	
UCLA	Sacks	4	3.29	
UCLA	Tackles for Loss	7	7.14	
UCLA	Fumbles Rec.	T2	17	
UCLA	Fumbles Forced	T4	1.36	
UCLA	Kickoffs	2	64.24	
UCLA	Blocked Kicks	T1	8	
UCLA	Oppt. 3rd Down Conv.	20	.333	
2013	Brett Hundley	Compl. %	13	.668
	Anthony Barr	Fumbles Forced	T5	0.38
	Anthony Barr	Fumbles Rec.	T2	4
	Anthony Barr	Sacks	T18	0.77
	Anthony Barr	Tackles for Loss	9	1.50
	Brett Hundley	Pass Efficiency	17	153.7
	Brett Hundley	Passing TDs	T23	24
	Brett Hundley	Pts. Resp. For	T14	216
	Brett Hundley	Pts. Resp. For/G	18	16.8
	Brett Hundley	Tot. Offense	23	293.8
	UCLA	3rd Down Conv.	12	.490
	UCLA	Blocked Kicks	T10	4
	UCLA	Blocks Allowed	1	0
	UCLA	Blocked Punts	T5	2
	UCLA	Compl. %	8	.679
	UCLA	Fumbles Lost	T24	7
	UCLA	Fumbles Rec.	T15	12
	UCLA	KO Ret. Defense	17	18.67
UCLA	KO Return	9	24.85	
UCLA	Net Punting	16	39.44	
UCLA	Passes Had Int.	T24	9	
UCLA	Punt Ret. Defense	16	3.94	
UCLA	Score Offense	20	36.9	
UCLA	Pass Efficiency	15	155.0	
UCLA	Turnover Margin	17	0.80	
UCLA	Turnovers Lost	T13	16	

## RECORDS

Year	Player/Team	Category	Finish	Mark
2014	Ishmael Adams	Combined Kick Ret.	21	784
	Ishmael Adams	Kickoff Ret. for TDs	12	1
	Brett Hundley	Compl. %	4	.691
	Brett Hundley	Compl. per game	21	20.85
	Brett Hundley	Passing Efficiency	13	152.7
	Brett Hundley	Pts. Respon. For	18	194
	Brett Hundley	Pts. Respon. For/g	20	15.2
	Brett Hundley	Total Offense	19	292.2
	Brett Hundley	Yards per pass att.	24	8.05
	Thomas Duarte	Yards per Recept.	15	19.29
	Paul Perkins	Rush Yds per carry	18	6.27
	Paul Perkins	Rushing Yds	15	1,575
	Paul Perkins	Rushing Yds / g	16	121.2
	Eric Kendricks	Solo Tackles/g	1	7.8
	Eric Kendricks	Total Tackles/g	6	11.5
	Ka'imī Fairbairn	Field Goal %	19	.818
	UCLA	Compl. %	4	.685
	UCLA	Defensive TDs	14	4
	UCLA	Passes Had Int.	9	6
	UCLA	Red Zone Off.	2	.941
	UCLA	Team Passing Eff.	19	148.80
	UCLA	Total Offense	22	467.8
	UCLA	Turnovers Lost	21	16

Year	Player/Team	Category	Finish	Mark
2015	Josh Rosen	Compl. Per Game	21	22.46
	Josh Rosen	Passing Yards	19	3,668
	Josh Rosen	Passing Yds Per Game	21	282.4
	Thomas Duarte	Receiving TDs	17	10
	Jordan Payton	Receiving Yards	23	1,106
	Jordan Payton	Receiving Yds Per Game	24	85.1
	Paul Perkins	Rushing TDs	20	14
	Paul Perkins	Rushing Yards	22	1,343
	Ka'imī Fairbairn	Field Goal %	21	.833
	Ka'imī Fairbairn	Field Goals Per Game	24	1.54
	UCLA	3rd Down Conv.	23	0.451
	UCLA	Fumbles Lost	21	6
	UCLA	Passing Offense	25	288.4
	UCLA	Red Zone Off.	15	0.895
	UCLA	Sacks Allowed	15	1.15

Year	Player/Team	Category	Finish	Mark
2016	Ishmael Adams	Combined Kick Ret. Yds	19	794
	Jayon Brown	Solo Tackles	11	5.8
	Jayon Brown	Total Tackles	9	10.0
	Takkarist McKinley	Tackles for Loss	10	1.6
	Takkarist McKinley	Forced Fumbles	22	0.27
	Takkarist McKinley	Sacks	11	0.91
	Randall Goforth	Passes Defended	21	1.2
	Kenny Young	Fumbles Recovered	8	3
	UCLA	3rd Down Conv. % Def.	20	0.347
	UCLA	Passing Offense	19	295.6
	UCLA	Team Pass Def. Effic.	7	105.85
	UCLA	Passes Intercepted	22	15

### UCLA'S ALL-TIME NCAA SEASON LEADERS: TEAM AND INDIVIDUALS

#### FIELD GOALS PER GAME

1984 - John Lee: 2.64 per game  
 2006 - Justin Medlock - 2.15 per game  
 2009 - Kai Forbath - 2.15 per game

#### FORCED FUMBLES

2000 - Marques Anderson: 7

#### INTERCEPTIONS

2009 - Rahim Moore: 0.77 per game (10)

#### MOST IMPROVED RECORD

1972 - plus 5 wins over previous season  
 1969 - plus 5.5 wins over previous season

#### NET PUNTING

2010 - 41.3  
 1944 - 43.0

#### PASSES DEFENSED

2008 - Alterraun Verner: 1.67 passes per game  
 2007 - Trey Brown: 1.77 passes per game

#### PASSING EFFICIENCY

1997 - Cade McNown: 168.6  
 1982 - Tom Ramsey: 153.5

#### PUNTING

1967 - Zenon Andrusyshyn: 44.2 yards per kick  
 1956 - Kirk Wilson: 49.3 yards per kick  
 1944 - Bob Waterfield: 42.9 yards per kick

#### PUNT RETURNS

2005 - Maurice Jones-Drew: 28.5 yards per return  
 2005 - 25.0 yards per return  
 1940 - Jackie Robinson: 21.0 yards per return  
 1940 - 16.2 yards per return  
 1939 - Jackie Robinson: 20.0 yards per return  
 1939 - 16.3 yards per return

#### RUSHING DEFENSE

1985 - 70.3 yards per game  
 1954 - 73.2 yards per game

#### RUSHING YARDS

1973 - 400.3 yards per game

#### SCORING DEFENSE

1954 - 4.4 points per game

#### SCORING OFFENSE

1954 - 40.8 points per game

#### SOLO TACKLES

2014 - Eric Kendricks: 7.8 per game

#### TOTAL OFFENSE

1960 - Billy Kilmer: 1,889 yards  
 1939 - Kenny Washington: 1,370 yards

#### TOUGHEST SCHEDULE

1979 - .655 opponent win%

#### TURNOVER MARGIN

1997 - 1.82 turnovers gained / lost  
 1993 - 1.73 turnovers gained / lost  
 1952 - 4.0 turnovers gained / lost



Brett Hundley



Paul Perkins



Thomas Duarte

## RECORDS

### UCLA RETURNS FOR TOUCHDOWNS (1957-present)

Yards	Type	Name	Opponent	Year
101	Kickoff	Greg Jones	at Oregon State	1968
100	Kickoff	Ishmael Adams	at Arizona State	2014
100	Kickoff	Matthew Slater	at Arizona	2007
100	Interception	Dennis Price	California	1987
100	Interception	Alan Dial	Oregon State (Portland)	1986
100	Interception	Jimmy Allen	California	1973
100	Kickoff	Jojo Townsell	at California	1980
99	Kickoff	Maurice Jones-Drew	at USC	2003
99	Kickoff	Mickey Cureton	at Tennessee	1968
99	Interception	Marvin Goodwin (NO TOUCHDOWN)	BYU	1993
98	Interception	Abdul McCullough	at Arizona State	1994
98	Interception	Phil Parslow	at Illinois	1958
96	Interception	Ishmael Adams	Colorado	2015
96	Punt	Craig Bragg	USC	2004
95	Interception	Ishmael Adams	at Arizona State	2014
95	Kickoff	Lovell Houston	at Stanford	1999
95	Interception	Jerry Robinson	at Minnesota	1977
93	Kickoff	Theotis Brown	Stanford	1978
91	Kickoff	Maurice Jones-Drew	at Oklahoma	2003
89	Kickoff	Matthew Slater	Arizona State	2007
89	Interception	Alterraun Verner	Arizona	2006
89	Punt	Darryl Henley	San Diego State	1988
87	Field Goal	Kermit Alexander	at Stanford	1961
85	Kickoff	Matthew Slater	Washington	2007
85	Interception	Ron Carver	at Tennessee	1970
81	Punt	Maurice Jones-Drew	California	2005
81	Fumble	Carl Jones	Stanford	1962
77	Punt	Ryan Roques	at Washington	1998
76	Interception	Alterraun Verner	California	2007
75	Fumble	Randall Goforth	at Virginia	2014
75	Punt	Darryl Henley	Nebraska	1988
75	Interception	Raymond Bell	Oregon State	1977
75	Interception	Levi Armstrong	Arizona	1976
75	Interception	Alton McSween	at California	1972
74	Punt	Craig Bragg	New Mexico (Las Vegas)	2002
74	Punt	Darryl Henley	San Diego State	1987
72	Punt	Maurice Jones-Drew	at San Diego State	2005
72	Interception	Jerry Robinson	Washington State	1976
70	Field Goal	Alterraun Verner	San Diego State	2009
70	Punt	Paul Guidry	at Arizona State	1995
69	Interception	Jerry Robinson	Stanford	1976
69	Interception	Alterraun Verner	Arizona State	2009
68	Field Goal (Bk)	Sheldon Price	at Washington State	2012
68	Punt	Maurice Jones-Drew	Stanford	2004
66	Punt	Maurice Jones-Drew	Rice	2005
65	Field Goal (Bk)	Brandon Chillar	Cal	2003
65	Interception	Carlton Gray	Washington	1989
65	Interception	Marcus Turner	Oregon	1987
65	Interception	Craig Rutledge	at BYU	1985
65	Interception	Blanchard Montgomery	at Wash. State	1982
64	Interception	Nkosi Littleton	Arizona	1993
63	Interception	Dennis Price	USC	1984
62	Interception	Kenny Easley	Oregon State (Tokyo)	1980
62	Interception	Brian Baggott	at California	1978
62	Punt	Ray Armstrong	at Syracuse	1966
61	Interception	Brian Baggott	at California	1978
60	Interception	Dennis Keyes	Washington	2007
56	Interception	Trey Brown	Brigham Young	2007
56	Interception	Jason Zdenek	Stanford	2000
55	Interception	Rodney Leisle	at Arizona	2003
54	Interception	Eric Turner	at Stanford	1987
54	Fumble	Darryl Henley	Arizona	1986
53	Interception	Julius Williams	Boise State	1999
52	Interception	Spencer Havner	San Diego State	2004
52	Interception	Mike Molina	at Oregon	1977
51	Interception	Abdul McCullough	at Tennessee	1996
50	Interception	Marcus Turner	Long Beach State	1988
48	Interception	Stacy Argo	Arizona State	1989
46	Interception	Ron Pitts	at Arizona State	1984
46	Interception	Mark Gustafson	at Pittsburgh	1967
45	Kickoff (OnSd)	Brandon Breazell	Northwestern (El Paso)	2005
45	Interception	Craig Rutledge	Oregon St. (Portland)	1986
45	Interception	John Brown	USC	1958
44	Fumble	Damien Holmes	at Rice	2012
43	Interception	Trey Brown	at Oregon	2004
42	Kickoff (OnSd)	Brandon Breazell	Northwestern (El Paso)	2005
42	Interception	Spencer Havner	at Washington	2002
42	Interception	Phillip Ward	at Michigan	1996
42	Interception	Donovan Gallatin	BYU	1993
41	Interception	Ben Emanuel II	Washington State	2002
41	Interception	Carlton Gray	Arizona	1991
40	Interception	Randall Goforth	Oregon State	2016
40	Fumble	Eric Kendricks	at Washington State	2012
40	Interception	Damian Allen	at Texas	1997
40	Interception	Jim Bright	Utah	1973

Yards	Type	Name	Opponent	Year
39	Fumble	Ryan Nece	at Stanford	2001
38	Interception	John Walker	at Stanford	1961
37	Interception	Eric Kendricks	at Virginia	2014
37	Fumble	Michael Williams	at Washington State	1992
36	Interception	Teddy Lawrence	Washington	1993
36	Fumble	Marvin Goodwin	at Stanford	1993
36	Interception	Jerry Jaso	at Wash. St. (Spokane)	1969
35	Interception	Patrick Larimore	at Oregon	2011
35	Interception	Don Manning	at California	1966
35	Fumble	Tim McAteer	at Tennessee (Memphis)	1965
34	Interception	Alterraun Verner	Utah	2006
33	Interception	Ricky Manning	at Oregon State	2002
31	Interception	Lupe Sanchez	at Stanford	1983
31	Interception	Allan Ellis	Pittsburgh	1971
30	Interception	Scott Hooks	Pittsburgh	1968
29	Interception	Jarrad Page	New Mexico (Las Vegas)	2002
29	Interception	Ben Emanuel II	at Washington State	2001
29	Fumble	Tommy Bennett	Arizona	1995
29	Interception	James Washington	Oregon State	1985
29	Interception	Don Rogers	at Stanford	1983
28	Fumble	Tony Dye	at Arizona	2009
28	Interception	Raymond Burks	Stanford	1976
27	Punt Block	Glenn Thompkins	Fresno State	1995
27	Interception	Dennis Spurling	Washington	1969
26	Interception	Bobby Smith	Pittsburgh	1961
26	Interception	John Brown	Stanford	1958
26	Punt Block	Marvin Morris	California	1977
24	Interception	Myles Jack	Virginia Tech	2014
24	Interception	Jarrad Page	Washington	2003
24	Interception	Michael Wiley	Houston	1997
24	Fumble	Byron Nelson	Illinois	1963
23	Punt Block	Jordan Lasley	Oregon State	2016
23	Interception	Kenny Young	at UNLV	2015
23	Fumble	Eric Kendricks	Houston	2012
23	Interception	Spencer Havner	at Oklahoma State	2002
22	Interception	Ryan Nece	at Kansas	2001
22	Fumble	Tommy Bennett	California	1995
22	Interception	Rich Gunther	Oregon	1972
22	Interception	Greg Davenport	Oregon	1972
21	Interception	Marcus Turner	California	1985
21	Punt Block	Trusse Norris	Utah	1959
20	Interception	Ishmael Adams	at Virginia	2014
18	Punt Block	DuVal Hicks	California	1997
18	Fumble	Tommy Bennett	at Washington State	1993
18	Interception	Vince Bischof	Washington State	1968
17	Punt Block	Sean Westgate	Tennessee	2008
17	Interception	Ryan Roques	at Houston	1998
17	Fumble	Mike Lodish	Stanford	1988
16	Punt Block	Devon Reese	California	2001
16	Interception	Billy Don Jackson	at California	1978
15	Interception	Mat Ball	Oregon State	2000
13	Fumble	Spencer Havner	Oklahoma	2005
12	Punt Block	Eric McNeal	Stanford	2006
12	Interception	Tom Waddell	at California	1972
11	Interception	Blanchard Montgomery	Michigan	1982*
10	Punt Block	Carnell Lake	at California	1986
9	Fumble	Akeem Ayers	Arizona State	2009
9	Interception	Ben Hummel	at Stanford	1987
7	Fumble	Kermit Alexander	at Pittsburgh	1962
6	Punt Block	Jibril Raymo	Washington	2001
5	Fumble	Kenneth Lombard	Stanford	2006
4	Punt Block	Phillip Ruhl	Nevada	2013
4	Fumble	Christian Taylor	Rice	2005
2	Interception	Akeem Ayers	Temple	2009
2	Punt Block	Josh Shinnick	at Stanford	1985
1	Fumble Rec.	Korey Bosworth	Arizona	2008
0	Interception	Akeem Ayers	Oregon	2009
0	Punt Block	Glenn Love	at California	2008
0	Fumble Rec.	Brigham Harwell	Washington State	2004
0	Fumble Rec.	Rodney Leisle	Washington	2003
0	Punt Block	Jibril Raymo	at San Diego State	2002
0	Fumble Rec.	Marques Anderson	USC	2000
0	Fumble Rec.	Abdul McCullough	Miami	1995
0	Fumble Rec.	Brian Allen	at USC	1991
0	Fumble Rec.	Bryan Adams	at Oregon State	1991
0	Fumble Rec.	Scott Miller	at California	1990
0	Fumble Rec.	Eric Smith	Oregon St. (Portland)	1986
0	Punt Block	Jeff Smith	at Wisconsin	1979
0	Punt Block	Brian Baggott	at Washington	1978
0	Fumble Rec.	Rick Kukulica	at Tennessee	1974
0	Fumble Rec.	Don Widmer	at Wash. St. (Spokane)	1967
0	Punt Block	Hal Griffin	at Penn State	1967
0	Fumble Rec.	Dick Witcher	at Washington	1964
0	Punt Block	Dick Peterson	at Air Force	1963

\*1983 Rose Bowl game

**RECORDS**

**MULTI-GAME 300-YARD PASSERS**

**Cade McNown (11)**

Yds.	Comp.	Att.	TD	Date	Cl.	Oppt.
513	26	35	5	Dec. 5, 1998	Sr.	at Miami*
400	27	43	1	Sept. 6, 1997	Jr.	Tennessee
395	20	36	3	Oct. 17, 1998	Sr.	Oregon
395	22	41	3	Oct. 12, 1996	So.	Arizona State
377	23	37	4	Nov. 7, 1998	Sr.	at Oregon St.
356	29	47	1	Nov. 23, 1996	So.	USC
340	19	34	2	Jan. 1, 1999	Sr.	Wisconsin*
339	20	30	3	Sept. 12, 1998	Sr.	Texas**
320	16	23	3	Nov. 15, 1997	Jr.	Washington
315	17	32	1	Sept. 19, 1998	Sr.	at Houston**
306	18	22	1	Sept. 30, 1995	Fr.	Fresno State

**Josh Rosen (10)**

Yds.	Comp.	Att.	TD	Date	Cl.	Oppt.
400	24	43	2	Oct. 8, 2016	So.	at Arizona St.***
399	34	47	3	Oct. 22, 2015	Fr.	California**
350	20	37	3	Oct. 1, 2016	So.	Arizona***
350	28	35	3	Sept. 5, 2015	Fr.	Virginia
343	26	46	1	Sept. 3, 2016	So.	at Tex A&M
340	33	57	0	Nov. 14, 2015	Fr.	Wash. State*
333	22	33	2	Nov. 7, 2015	Fr.	at Ore. State*
325	22	42	3	Oct. 15, 2015	Fr.	at Stanford**
319	26	40	3	Dec. 26, 2015	Fr.	Nebraska
307	26	40	2	Sept. 17, 2016	So.	at BYU

**Brett Hundley (10)**

Yds.	Comp.	Att.	TD	Date	Cl.	Oppt.
410	31	41	3	Oct. 12, 2013	So.R	California
396	33	44	3	Sept. 6, 2014	Jr.R	Memphis
372	27	42	1	Sept. 22, 2012	Fr.R	Oregon State*
355	18	23	4	Sept. 25, 2014	Jr.R	at Arizona St.
330	31	42	2	Oct. 18, 2014	Jr.R	at California
329	26	50	3	Dec. 27, 2012	Fr.R	Baylor
326	22	31	3	Nov. 22, 2014	Jr.R	USC
320	27	42	2	Sept. 15, 2012	Fr.R	Houston*
305	21	33	4	Sept. 8, 2012	Fr.R	Nebraska*
302	29	36	2	Nov. 11, 2014	Jr.R	at Washington

**Cory Paus (7)**

Yds.	Comp.	Att.	TD	Date	Cl.	Oppt.
378	24	32	1	Oct. 5, 2002	Sr.R	at Oregon St.**
363	19	33	2	Oct. 21, 2000	So.R	Oregon St.*
332	21	34	2	Oct. 9, 1999	Fr.R	Oregon
328	16	27	3	Nov. 4, 2000	So.R	Stanford
321	14	22	2	Nov. 10, 2001	Jr.R	Oregon
316	17	31	3	Oct. 12, 2002	Sr.R	Oregon**
309	20	39	4	Oct. 14, 2000	So.R	at California*

**Drew Olson (4)**

Yds.	Comp.	Att.	TD	Date	Cl.	Oppt.
510	22	27	5	Nov. 12, 2005	Sr.	Ariz. State
338	31	43	5	Oct. 15, 2005	Sr.	at Wash. State
325	30	44	2	Oct. 23, 2004	Jr.	at Ariz. State
314	28	38	3	Sept. 17, 2005	Sr.	Oklahoma

**Tommy Maddox (4)**

Yds.	Comp.	Att.	TD	Date	Cl.	Oppt.
409	26	40	3	Nov. 17, 1990	Fr.R	USC
353	26	47	1	Sept. 22, 1990	Fr.R	at Michigan
332	21	34	3	Nov. 3, 1990	Fr.R	at Oregon
303	17	26	2	Sept. 26, 1991	So.R	San Diego St.

**Tom Ramsey (4)**

Yds.	Comp.	Att.	TD	Date	Cl.	Oppt.
345	29	43	2	Oct. 9, 1982	Sr.	Arizona
322	17	23	2	Oct. 23, 1982	Sr.	at California
314	19	27	2	Nov. 13, 1982	Sr.	Stanford
311	22	36	2	Sept. 25, 1982	Sr.	at Michigan

**Troy Aikman (4)**

Yds.	Comp.	Att.	TD	Date	Cl.	Oppt.
328	22	31	2	Oct. 31, 1987	Jr.R	at Ariz. State
325	27	44	1	Oct. 29, 1988	Sr.R	Wash. State
322	21	32	2	Oct. 15, 1988	Sr.R	at California
317	32	48	2	Nov. 19, 1988	Sr.R	USC

**Kevin Prince (3)**

Yds.	Comp.	Att.	TD	Date	Cl.	Oppt.
323	22	34	2	Oct. 31, 2009	Fr.R	at Ore. State
314	27	40	1	Nov. 14, 2009	Fr.R	at Wash. State
311	21	41	0	Oct. 17, 2009	Fr.R	California

**Dennis Dummit (2)**

Yds.	Comp.	Att.	TD	Date	Cl.	Oppt.
340	19	30	2	Oct. 3, 1970	Sr.	at Texas
316	25	51	1	Oct. 17, 1970	Sr.	at California

**QUARTERBACK RECORDS AS STARTER**

Year	Name (Yr.)	Record	Percentage
2016	Josh Rosen (So.)	3-3	.500
	Mike Fafula (R-Sr.)	1-5	.167
2015	Josh Rosen (Fr.)	8-5	.615
	Brett Hundley (R-Jr.)	10-3	.768
2014	Brett Hundley (R-Jr.)	10-3	.769
2013	Brett Hundley (R-So.)	9-5	.643
2012	Brett Hundley (R-Fr.)	3-7	.300
2011	Kevin Prince (R-Jr.)	3-1	.750
	Richard Brehaut (Sr.)	2-3	.400
2010	Kevin Prince (R-So.)	2-5	.286
	Richard Brehaut (So.)	6-5	.545
2009	Kevin Prince (R-Fr.)	1-1	.500
	Kevin Craft (R-Jr.)	4-8	.333
2008	Kevin Craft (R-Jr.)	3-2	.600
	Ben Olson (R-Jr.)	2-3	.400
2007	Patrick Cowan (R-Jr.)	1-2	.333
	Osaar Rasshan (R-So.)	4-1	.800
2006	Ben Olson (R-So.)	3-5	.375
	Patrick Cowan (R-So.)	10-2	.833
2005	Drew Olson (Sr.)	6-6	.500
	Drew Olson (Jr.)	2-2	.500
2004	Drew Olson (So.)	4-5	.444
	Cory Paus (R-Sr.)	4-3	.571
2003	Matt Moore (Fr.)	1-0	1.000
	Drew Olson (Fr.)	3-2	.600
2002	Cory Paus (R-Jr.)	6-3	.667
	Ryan McCann (R-Jr.)	0-1	.000
2001	Scott McEwan (R-Sr.)	1-0	1.000
	Cory Paus (R-So.)	4-5	.444
2000	Ryan McCann (R-So.)	2-1	.667
	Drew Bennett (R-Jr.)	1-2	.333
1999	Cory Paus (R-Fr.)	3-4	.429
	Ryan McCann (R-Fr.)	0-1	.000
1998	Cade McNown (Sr.)	10-2	.833
	Cade Mc Nown (Jr.)	10-2	.833
1997	Cade McNown (So.)	5-6	.455
	Ryan Fien (Sr.)	2-1	.667
1996	Cade McNown (Fr.)	5-4	.556
	Wayne Cook (R-Sr.)	5-6	.455
1995	Wayne Cook (R-Jr.)	8-3	.727
	Rob Walker (R-So.)	0-1	.000
1994	Wayne Cook (So.)	1-0	1.000
	Rob Walker (R-Fr.)	3-2	.600
1993	Rob Walker (Fr.)	0-1	.000
	John Barnes (R-Sr.)	2-2	.500
1992	Tommy Maddox (R-So.)	9-3	.750
	Jim Bonds (R-Jr.)	1-1	.500
1991	Tommy Maddox (R-Fr.)	4-5	.444
	Bret Johnson (R-Fr.)	3-7-1	.318
1989	Troy Aikman (R-Sr.)	10-2	.833
	Troy Aikman (R-Jr.)	10-2	.833
1988	Matt Stevens (R-Sr.)	8-3-1	.708
	David Norrie (R-Sr.)	8-2	.800
1987	Matt Stevens (R-Jr.)	1-0-1	.750
	Steve Bono (R-Sr.)	8-1	.889
1986	Matt Stevens (R-So.)	1-2	.333
	Rick Neuheisel (R-Sr.)	6-3-1	.650
1985	Steve Bono (R-Jr.)	1-1	.500
	Tom Ramsey (Sr.)	10-1-1	.875
1984	Tom Ramsey (Jr.)	7-4-1	.625
	Tom Ramsey (So.)	8-2	.800
1983	Jay Schroeder (So.)	1-0	1.000
	Rick Bashore (Sr.)	3-4	.429
1982	Bernard Quarles (R-Fr.)	1-1	.500
	Tom Ramsey (Fr.)	1-1	.500
1981	Rick Bashore (Jr.)	8-3	.727
	Steve Bukich (R-Sr.)	0-0-1	.500
1980	Rick Bashore (So.)	6-4	.600
	Steve Bukich (R-Jr.)	1-0	1.000
1979	Jeff Dankworth (Sr.)	9-2-1	.791
	John Sciarra (Sr.)	9-2-1	.791
1978	John Sciarra (Jr.)	4-1-2	.714
	Steve Bukich (Fr.)	0-1	.000
1977	Jeff Dankworth (So.)	2-1	.667
	Mark Harmon (Sr.)	6-2	.750
1976	John Sciarra (So.)	3-0	1.000
	Mark Harmon (Jr.)	8-3	.727
1975	Mike Flores (Jr.)	0-3	.000
	Scott Henderson (Jr.)	2-4-1	.357
1974	Dennis Dummit (Sr.)	6-5	.545
	Dennis Dummit (Jr.)	8-1-1	.850
1973	Bill Bolden (Jr.)	2-4	.333
	Jim Nader (So.)	1-3	.250
1972	Gary Beban (Sr.)	7-2-1	.750
	Gary Beban (Jr.)	8-1	.889
1971	Norman Dow (Sr.)	1-0	1.000
	Gary Beban (So.)	8-2-1	.773















ALL-TIME RESULTS

Table with columns for date, score, and opponent (e.g., 11/2 W 44 (23)Washington State 3). Includes season totals and pre-season poll info.

1992: TERRY DONAHUE. Table with columns for date, score, and opponent. Includes season totals and pre-season poll info.

1993: TERRY DONAHUE. Table with columns for date, score, and opponent. Includes season totals and pre-season poll info.

1994: TERRY DONAHUE. Table with columns for date, score, and opponent. Includes season totals and pre-season poll info.

1995: TERRY DONAHUE. Table with columns for date, score, and opponent. Includes season totals and pre-season poll info.

1996: BOB TOLEDO. Table with columns for date, score, and opponent. Includes season totals and pre-season poll info.

1997: BOB TOLEDO. Table with columns for date, score, and opponent. Includes season totals and pre-season poll info.

1998: BOB TOLEDO. Table with columns for date, score, and opponent. Includes season totals and pre-season poll info.

1999: BOB TOLEDO. Table with columns for date, score, and opponent. Includes season totals and pre-season poll info.

2000: BOB TOLEDO. Table with columns for date, score, and opponent. Includes season totals and pre-season poll info.

2001: BOB TOLEDO. Table with columns for date, score, and opponent. Includes season totals and pre-season poll info.

2002: BOB TOLEDO. Table with columns for date, score, and opponent. Includes season totals and pre-season poll info.

Table with columns for date, score, and opponent (e.g., 11/23 L 21 (25)USC (7) 52). Includes season totals and pre-season poll info.

2003: KARL DORRELL. Table with columns for date, score, and opponent. Includes season totals and pre-season poll info.

2004: KARL DORRELL. Table with columns for date, score, and opponent. Includes season totals and pre-season poll info.

2005: KARL DORRELL. Table with columns for date, score, and opponent. Includes season totals and pre-season poll info.

2006: KARL DORRELL. Table with columns for date, score, and opponent. Includes season totals and pre-season poll info.

2007: KARL DORRELL. Table with columns for date, score, and opponent. Includes season totals and pre-season poll info.

2008: RICK NEUHEISEL. Table with columns for date, score, and opponent. Includes season totals and pre-season poll info.

2009: RICK NEUHEISEL. Table with columns for date, score, and opponent. Includes season totals and pre-season poll info.

2010: RICK NEUHEISEL. Table with columns for date, score, and opponent. Includes season totals and pre-season poll info.

2011: RICK NEUHEISEL. Table with columns for date, score, and opponent. Includes season totals and pre-season poll info.

2012: JIM MORA. Table with columns for date, score, and opponent. Includes season totals and pre-season poll info.

# HISTORY

## ALL-TIME RESULTS

### 2013: JIM MORA

8/31	W	58	(21)Nevada	20
9/14	W	41	(16)at Nebraska (23)	21
9/21	W	59	(13)New Mexico State	13
10/3	W	34	(12)at Utah	27
10/12	W	37	(11)California	10
10/19	L	10	(9)at Stanford (13)	24
10/26	L	14	(12)at Oregon (2)	42
11/2	W	45	(17) Colorado	23
11/9	W	31	(16)at Arizona	26
11/15	W	41	(13)Washington	31
11/23	L	33	(14)Arizona State (17)	38
11/30	W	35	(22)at USC (23)	14
12/31	W	42	(17)Virginia Tech (Sun Bowl)	12
480	Season totals			301

W—10, L—3 T—0; (6-3, T2nd in Pac-12 South)

Pre-Season Poll: 21st by AP;

Final Poll: 16th by AP and USA Today

### 2014: JIM MORA

8/30	W	28	(7)at Virginia	20
9/6	W	42	(11)Memphis	35
9/13	W	20	(12)Texas (at Arlington, TX)	17
9/25	W	62	(11)at Arizona State (15)	27
10/4	L	28	(8)Utah	30
10/11	L	30	(18)Oregon (12)	42
10/18	W	36	at California	34
10/25	W	40	(25)at Colorado	37 2ot
11/1	W	17	(25) Arizona (14)	7
11/8	W	44	(18)at Washington	30
11/22	W	38	(11)USC (24)	20
11/28	L	10	(9) Stanford	31
1/2	W	40	(14)Kansas St. (11) (Alamo Bowl)	35
435	Season totals			365

W—10, L—3 T—0; (6-3, T2nd in Pac-12 South)

Pre-Season Poll: 7 by AP;

Final Poll: 10th by AP and USA Today

### 2015: JIM MORA

9/5	W	34	(13) Virginia	16
9/12	W	37	(13)at UNLV	3
9/19	W	24	(10) Brigham Young (19)	23
9/26	W	56	(9)at Arizona(16)	30
10/3	L	23	(7) Arizona State	38
10/15	L	35	(18)at Stanford (15)	56
10/22	W	40	California (20)	24
10/31	W	35	(24) Colorado	31
11/7	W	41	(22)at Oregon State	0
11/14	L	27	(18) Washington State	31
11/21	W	17	at Utah (18)	9
11/28	L	21	(22)at USC	40
12/26	L	29	Nebraska (Foster Farms Bowl)	37
419	Season totals			338

W—8, L—5 T—0; (5-4, 3rd in Pac-12 South)

Pre-Season Poll: 13 by AP

### 2016: JIM MORA

9/3	L	24	(16)at Texas A&M (ot)	31
9/10	W	42	UNLV	21
9/17	W	17	at Brigham Young	14
9/24	L	13	Stanford (7)	22
10/1	W	45	Arizona	24
10/8	L	20	at Arizona State	23
10/15	L	21	at Washington State	27
10/22	L	45	Utah (19)	52
11/3	L	10	at Colorado (21)	20
11/12	W	38	Oregon State	24
11/19	L	14	USC (15)	36
11/26	L	10	at Cal	36
299	Season Totals			330

W—4, L—8 T—0; (2-7, T4th in Pac-12 South)

Pre-Season Poll: 16 by AP

**NOTE: Number following UCLA score and opponent name is AP ranking unless otherwise noted**

## ALL-TIME RECORD VS. OPPONENTS

Team	W	L	T	Season of Last Meeting	Last Bruin Win	Score
Air Force	6	4	1	1976 (W)	9/25/76	40-7 (h)
Alabama	2	1	0	2001 (W)	9/1/01	20-17 (a)
Arizona	24	15	2	2016 (W)	10/1/16	45-24 (h)
Arizona State	19	13	1	2016 (L)	9/25/14	62-27(a)
Arkansas	1	0	1	1988 (W)	1/2/89	17-3(n)
Baylor	0	1	0	2012 (L)	na	
Boise State	1	0	0	1999 (W)	9/4/99	38-7(h)
BYU	9	3	0	2016 (W)	9/17/16	17-14(a)
California	53	33	1	2016 (L)	10/22/15	40-24(h)
Cal State Fullerton	1	0	0	1992 (W)	9/12/92	37-14(h)
Colorado	9	3	0	2016 (L)	10/31/15	35-31(h)
Colorado State	2	0	0	2002 (W)	9/7/02	30-19(h)
Drake	0	1	0	1925 (L)	na	
Duke	1	0	0	1960 (W)	12/3/60	27-6(ft)
Florida	3	2	0	1987 (W)	12/25/87	20-16(n)
Florida State	0	1	0	2006 (L)	na	
Fresno State	6	2	0	2008 (L)	9/9/00	24-21(h)
Georgia	0	2	0	1983 (L)	na	
Hawai'i	2	0	0	1938 (W)	1/2/39	32-7(a)
Houston	4	3	0	2012 (W)	9/15/12	37-6(ft)
Idaho	6	1	0	1948 (W)	10/2/48	28-12(h)
Illinois	6	6	0	2011 (L)	9/11/04	35-17(a)
Iowa	7	2	0	1985 (W)	1/1/86	45-28(n)
Iowa State	1	1	0	1975 (W)	9/13/75	37-21(h)
Kansas	5	2	0	2001 (W)	9/8/01	41-17(a)
Kansas State	2	1	0	2014 (W)	1/2/15	40-35(n)
Long Beach State	4	0	0	1988 (W)	9/17/88	56-3(ft)
Louisiana-Monroe	1	0	0	1996 (W)	9/14/96	44-0(ft)
Maryland	1	1	0	1955 (L)	10/1/54	12-7(h)
Memphis	1	0	0	2014 (W)	9/6/14	42-35(h)
Miami	2	1	0	1998 (L)	9/2/95	31-8(h)
Michigan	3	8	0	2000 (W)	9/16/00	23-20(h)
Michigan State	3	3	0	1974 (W)	9/28/74	56-14(h)
Minnesota	1	2	0	1978 (W)	9/30/78	17-3(h)
Missouri	2	0	1	1966 (W)	10/1/66	24-15(h)
Montana	7	0	0	1946 (W)	11/16/46	61-7(h)
Nebraska	6	7	0	2015 (L)	9/14/13	41-21(a)
Nevada	1	0	0	2013 (W)	8/31/13	58-20(h)
Nevada Las Vegas	2	0	0	2016 (W)	9/10/16	42-21(h)
New Mexico	1	0	0	2002 (W)	12/25/02	27-13(n)
New Mexico State	1	0	0	2013 (W)	9/21/13	59-13(h)
North Carolina State	2	0	0	1960 (W)	10/29/60	7-0(h)
Northwestern	3	3	0	2005 (W)	12/30/05	50-38(n)
Notre Dame	0	4	0	2007 (L)	na	
Ohio State	4	4	1	2001 (W)	9/22/01	13-6(h)
Oklahoma	1	3	0	2005 (W)	9/17/05	41-24(h)
Oklahoma State	1	1	0	2004 (L)	9/14/02	38-24(a)
Oregon	39	28	0	2014 (L)	11/24/07	16-0(h)
Oregon State	43	16	4	2016 (W)	11/12/16	38-24(h)
Pacific	4	1	0	1957 (W)	11/16/57	21-0(a)
Penn State	4	2	0	1968 (L)	10/7/67	17-15(a)
Pittsburgh	9	5	0	1972 (W)	9/16/72	38-28(a)
Purdue	3	0	2	1980 (W)	9/20/80	23-14(a)
Rice	5	0	0	2012 (W)	8/30/12	49-24(a)
St. Mary's	7	5	0	1946 (W)	11/1/46	46-20(h)
San Diego State	21	0	1	2009 (W)	9/5/09	33-14(h)
San Jose State	1	0	0	2011 (W)	9/10/11	27-17(h)
Santa Clara	3	3	1	1951 (W)	10/6/51	44-17(h)
Southern California	31	46	7	2016 (L)	11/22/14	38-20(h)
Southern Methodist	1	4	0	1994 (W)	9/10/94	17-10(h)
Stanford	45	40	3	2016 (L)	10/18/08	23-20(h)
Syracuse	2	6	0	1968 (L)	9/24/66	31-12(a)
Temple	1	0	0	2009 (W)	12/29/09	30-21(n)
Tennessee	6	7	2	2009 (W)	9/12/09	19-15(a)
Texas	4	3	0	2014 (W)	9/13/14	20-17(n)
Texas A&M	2	3	0	2016 (L)	1/1/98	29-23(n)
Texas Christian	3	1	0	1961 (W)	11/10/61	28-7(h)
Utah	11	4	0	2016 (L)	11/21/15	17-9 (a)
Utah State	1	0	0	1935 (W)	9/28/35	39-0(h)
Vanderbilt	1	0	0	1961 (W)	10/14/61	28-21(h)
Virginia	2	0	0	2015 (W)	9/6/15	34-16(h)
Virginia Tech	1	0	0	2013 (W)	12/31/13	42-12(n)
Washington	40	30	2	2014 (W)	11/8/14	44-30(a)
Washington State	40	20	1	2016 (L)	11/10/12	44-36(a)
Wisconsin	7	4	0	2000 (L)	9/18/82	51-26(a)
Wyoming	0	1	0	2004 (L)	na	













**RECORD IN OVERTIME**

Overall Record in Overtime: 8-2  
Home: 5-0; Away: 3-2; Neutral: 0-0

**2016 - UCLA 24, at Texas A&M 31 1ot on Sept. 3, 2016**

UCLA needed two fourth-quarter touchdowns to get back into the game, the second coming on a 62-yard pass from Josh Rosen to Kenneth Walker III which pulled the Bruins within two with just over two minutes to play. Rosen then hit Austin Roberts for the two-point conversion to even the score. Texas A&M took the lead in overtime on a one-yard scoring run on a fourth-and-goal play. UCLA then failed to answer after having a first-and-goal at the seven yard line.

**2014- UCLA 40, at Colorado 37 2ot on Oct. 25, 2014**

Colorado scored 17 straight points in the fourth quarter and tied the game on a 35-yard field goal with 36 seconds to play. The Buffs hit a 34-yard field goal on the initial possession of overtime. Brett Hundley then ran eight yards for the winning score on UCLA's possession.

**2008 - UCLA 27, Tennessee 24 1ot on Sept. 1, 2008**

Tennessee evened the score on a 47-yard field goal as time expired. The Bruins went ahead on a Kai Forbath 42-yard field goal on the first possession of overtime. UT missed a potential tying field goal on its extra possession.

**2005 - UCLA 30 at Stanford 27 1ot on Oct. 29, 2005**

The Bruins rallied from a 3-24 deficit with 8:26 remaining in the fourth quarter to tie the score with 46 seconds remaining on a Maurice Jones-Drew one-yard run. Stanford hit a 42-yard field goal on the initial possession of the overtime period. Drew Olson then connected with Robert Brezell on a 23-yard pass play for the winning score.

**2005 - UCLA 44 at Wash. State 41 1ot on Oct. 15, 2005**

The Bruins rallied from early 0-21 deficit and then came back from a 21-38 deficit heading into the fourth quarter to tie the score on a nine-yard pass from Drew Olson to Marcus Everett with 44 seconds remaining. WSU made a 37-yard field goal on the first possession of overtime. Maurice Jones-Drew then ran it in from one-yard out to tally the winning points.

**2003 - UCLA 23, Cal 20 1ot on Oct. 18, 2003**

Cal tied the game on a Aaron Rodgers touchdown pass with 11 seconds remaining and then added a two-point conversion on another pass play. Justin Medlock converted a 41-yard field goal on the initial possession of overtime. Cal's 50-yard field goal attempt to tie bounced off the upright.

**2000 - UCLA 38 at Cal 46 3ot on Oct. 14, 2000**

UCLA used two fourth quarter scoring passes from Cory Paus to Akil Harris and Freddie Mitchell to tie the score. Cal recorded a touchdown on its initial possession of overtime on a 22-yard pass play. Paus tied it up on a one-yard quarterback sneak, after UCLA converted twice on fourth-down plays. UCLA's second possession resulted in Chris Griffith's 36-yard field goal which handed the Bruins their first lead of the day. A 37-yard Cal field goal tied it up. Joe Igber's three-yard run and a pass for a two-point conversion put Cal up by eight. The game ended when Cal intercepted a Paus pass in the end zone.

**1999 - UCLA 23, Washington 20 1ot on Nov. 13, 1999**

Washington made a 56-yard field goal with 2:32 remaining to tie the game. On the first overtime possession, UW's Marques Tuiasosopo's pass was intercepted by Joey Strycula. Chris Griffith's 22-yard field goal won it for UCLA.

**1998 - UCLA 41, Oregon 38 1ot on Oct. 17, 1998**

Oregon scored on a short pass play with 22 seconds remaining in regulation to tie the score. Two sacks by Brendon Ayanbadejo pushed UO out of field goal range and the Bruins stopped the Ducks on an interception by Ryan Roques on the initial possession of overtime. Chris Sailer, who had missed a 21-yard field goal attempt as time expired in regulation, connected on a 24-yard field goal to end the game.

**1996 - UCLA 48, USC 41 2ot on Nov. 23, 1996**

The only overtime game in the rivalry series was a wild one with UCLA down 17-0 after the first quarter, 24-7 at half and 38-24 late in the fourth quarter. The Bruins managed to score twice in the last three minutes of regulation to tie the score at 38. Keith Brown ran one-yard for a score with 2:39 to play and then Skips Hicks darted 11-yards for the tying score with 39 seconds to play. Travis Kirschke blocked a 39-yard field goal attempt by USC as time expired to send the game to overtime. Both teams exchanged field goals in the first overtime period. Hicks then raced 25 yards on the first play of the second overtime for UCLA's first lead in the game and what would be the winning points. Anthony Cobbs' interception in the end zone terminated USC's second overtime possession and ended the game.

**MILESTONE WINS**

No.	Date	Oppt.	Site	Score
1	10/24/1919	Occidental Frosh	H	7-2
100	10/27/1944	Alameda Co. Guard	H	26-13
200	9/7/1960	Pittsburgh	H	8-7
300	9/18/1976	Arizona	H	37-9
400	10/1/1988	Washington	A	24-17
500	9/13/2003	Illinois	H	6-3

**LARGEST MARGIN OF DECISION (since 1945)**

No.	Date	Oppt. (rank)	Site	Score
+72	10/16/54	Stanford	H	72-0
+67	9/18/54	San Diego NTC	H	67-0
+63	9/13/97	Texas (#11)	A	66-3
+61	10/23/54	Oregon St.	A	61-0
+59	10/16/76	Wash. St.	H	62-3
+57	11/8/52	Oregon St.	H	57-0
+56	11/3/12	Arizona (#24)	H	66-10
+56	10/4/97	Houston	H	66-10
+56	9/21/68	Pittsburgh	H	63-7
+55	10/1/55	Wash. St.	A	55-0
+54	10/9/93	BYU (#19)	H	68-14
+54	11/16/46	Montana	H	61-7
+53	9/17/88	Long Beach St.	H	56-3
+53	9/3/88	San Diego St.	H	59-6
+53	10/23/65	California	H	56-3
+50	10/6/73	Utah	H	66-16
		*****		
-59	9/13/08	BYU (#18)	A	0-59
-50	11/26/11	USC (#10)	A	0-50
-48	10/23/99	Oregon State	A	7-55
-47	10/21/10	Oregon (#1)	A	13-60
-47	12/3/05	USC (#1)	A	19-66
-41	11/14/70	Washington	A	20-61
-39	9/22/84	Nebraska (#1)	H	3-42
-39	10/10/64	Syracuse	A	0-39
-38	9/15/07	Utah	A	6-44
-38	11/5/05	Arizona	A	14-52
-38	9/25/71	Michigan (#4)	A	0-38



Justin Medlock

## HISTORY

### FOURTH-QUARTER / OVERTIME UCLA WINS (SCORED LAST POINTS OF GAME TO OVERCOME DEFICIT AND WIN BY SEVEN POINTS OR LESS)

Year	Oppt.	Site	Score	Decisive Play	Time Left
2015	Colorado	Rose Bowl	35-31	SoSo Jamabo 2-yd run	8:28
	BYU	Rose Bowl	24-23	Nate Starks 3-yd run	3:21
2014	Colorado	Boulder, Colo.	40-37	Brett Hundley 8-yd run	2nd OT
	California	Berkeley, Calif.	36-34	Ka'imi Fairbairn 26 yd field goal	3:04
	Texas	Arlington, Texas	20-17	Jordan Payton 33-yd pass from Jerry Neuheisel	3:00
	Memphis	Rose Bowl	42-35	Thomas Duarte 33-yd pass from Brett Hundley	10:52
2012	Arizona State	Tempe, Ariz.	45-43	Ka'imi Fairbairn 33-yd FG	0:00
2011	Arizona State	Rose Bowl	29-28	Derrick Coleman 1-yd run	0:49
	Washington State	Rose Bowl	28-25	Shaq Evans 7-yd pass from Kevin Prince	3:26
2010	Oregon State	Rose Bowl	17-14	Kai Forbath 51-yd FG	0:00
2009	Washington	Rose Bowl	24-23	Kai Forbath 27-yd FG	14:53
2008	Stanford	Rose Bowl	23-20	Cory Harkey 7-yd pass from Kevin Craft	0:10
	Tennessee	Rose Bowl	27-24	Kai Forbath 42-yd FG	1st OT
2005	Stanford	Stanford, Calif.	30-27	Robert Breazell 23-yd pass from Drew Olson	1st OT
	Washington State	Pullman, Wash.	44-41	Maurice Jones-Drew 1-yd run	1st OT
	Washington	Rose Bowl	21-17	Maurice Jones-Drew 1-yd run	1:08
2003	California	Rose Bowl	23-20	Justin Medlock 41-yd FG	1st OT
	Arizona	Tucson, Ariz.	24-21	Rodney Leisle 55-yd int. return	13:41
2000	Arizona	Tucson, Ariz.	27-24	Cory Paus 13-yd run	0:48
	Michigan	Rose Bowl	23-20	Ed Ileremia-Stansbury 2-yd pass from Ryan McCann	6:30
1999	Washington	Rose Bowl	23-20	Chris Griffith 22-yd FG	1st OT
1998	Oregon State	Corvallis, Ore.	41-34	Brad Melsby 61-yd pass from Cade McNown	0:21
	Stanford	Rose Bowl	28-24	DeShaun Foster 8-yd run	8:05
	Oregon	Rose Bowl	41-38	Chris Sailer 24-yd FG	1st OT
1997	Texas A&M	Cotton Bowl	29-23	Ryan Neufeld 5-yd run. Cade McNown run for 2 pt.	7:05
1996	USC	Rose Bowl	48-41	Skip Hicks 25-yd run	2nd OT
1994	Stanford	Rose Bowl	31-30	Skip Hicks 7-yd run. J.J. Stokes pass from Wayne Cook for 2 pt.	3:05
	SMU	Rose Bowl	17-10	Sharmon Shah 9-yd run	12:17
1993	Oregon State	Corvallis, Ore.	20-17	Bjorn Merten 35-yd FG	8:57
1992	Oregon	Eugene, Ore.	9-6	Louis Perez 40-yd FG	0:00
1991	Illinois	Sun Bowl	6-3	Louis Perez 19-yd FG	12:55
	BYU	Rose Bowl	27-23	Kevin Williams 1-yd run	14:14
1990	Washington	Seattle, Wash.	25-22	Brad Daluiso 43-yd FG	0:10
	Stanford	Rose Bowl	32-31	Brad Daluiso 21-yd FG	0:01
1989	USC	LA Coliseum	10-10	Alfredo Velasco 49-yd FG	13:43
	San Diego State	San Diego, Calif.	28-25	Bret Johnson 1-yd run	2:39
1988	Washington	Seattle, Wash.	24-17	Reggie Moore 48-yd pass from Troy Aikman	1:22
1986	Arizona	Rose Bowl	32-25	Gaston Green 32-yd run. Willie Anderson pass from Matt Stevens for 2 pt.	0:41
1985	Tennessee	Knoxville, Tenn.	26-26	Willie Anderson 25-yd pass from David Norrie. Gaston Green run for 2 pt.	0:37
	BYU	Provo, Utah	27-24	Gaston Green 2-yd run	1:02
1984	Miami	Fiesta Bowl	39-37	John Lee 22-yd FG	0:51
	California	Berkeley, Calif.	17-14	John Lee 18-yd FG	2:58
	Washington State	Rose Bowl	27-24	John Lee 47-yd FG	0:00
1983	Washington	Rose Bowl	27-24	Frank Cephous 5-yd run	1:55
	California	Rose Bowl	20-16	Frank Cephous 8-yd run	2:12
	Arizona State	Rose Bowl	26-26	Mike Young 19-yd pass from Rick Neuheisel. Kevin Nelson run for 2 pt.	1:36
1982	Arizona	Rose Bowl	24-24	John Lee 36-yd FG	0:02
1980	USC	LA Coliseum	20-17	Freeman McNeil 58-yd pass from Jay Schroeder	2:07

Note: Above is a list of games, since 1980, in which UCLA scored the last points of the game sometime in the fourth quarter or OT to erase a deficit or tie and win or tie a game. Games must have been decided by seven points or less to make this list



QB Jerry Neuheisel celebrates after 2014 win over Texas.

## HISTORY

### COMEBACK WINS

#### Largest Comeback Win

**Dec. 30, 2005 • UCLA 50, Northwestern 38**

22-point deficit in the first quarter

Northwestern	22	0	3	13	—	38
UCLA	7	22	7	14	—	50

Attn.: 50,426 / Weather: Clear (56°)

UCLA trailed Northwestern 22-0 with 4:21 remaining in the first quarter of the Sun Bowl game in El Paso, TX before rallying for a 50-38 win, completing the largest comeback in school history.

The Bruins began their comeback with 15 seconds left in the first quarter when running back Kahlil Bell scored on a five-yard run. UCLA tallied three touchdowns in the second quarter on a 58-yard pass play from Drew Olson to tight end Ryan Moya with 13:57 to play in the quarter; a six-yard run by Bell with 8:26 to play and an eight-yard scoring pass from Olson to wide receiver Marcus Everett with 29 seconds left before the half to take a 29-22 lead into the locker room at intermission.

Michael Pitre grabbed a five-yard scoring pass from Olson as the Bruins extended their lead to 36-22 midway through the third quarter. Northwestern closed to 36-25 after a third quarter (4:40) field goal. In the fourth quarter, the Wildcats narrowed the margin to 36-31 after a touchdown pass with 2:29 left in the game, but misfired on a two-point conversion pass.

Brezzell then returned the onside kickoff 42 yards for a touchdown to make it 43-31 Bruins. Northwestern drove down the field and scored with 24 seconds to play and kicked the extra point to make the score 43-38. Brezell then repeated his earlier feat by fielding the onside kickoff attempt and returning it 45 yards for a touchdown.

#### Largest 4th Qtr. Comeback Win

**Oct. 29, 2005 • UCLA 30, Stanford 27**

21-point deficit in the fourth quarter

UCLA	0	3	0	21	6	30
Stanford	7	0	7	10	3	27

Attn.: 42,850 Weather: Partly Cloudy (70°)

UCLA trailed Stanford 24-3 after the Cardinal converted a Bruin fumble into a score with 8:26 remaining in the fourth quarter of the contest.

UCLA began its comeback on a Maurice Drew six-yard run with 7:04 to play in the fourth quarter, culminating a 65-yard drive which took just 1:22 off the clock. The Bruin defense then forced Stanford to punt without a first down. This time it took just 34 seconds to drive 72 yards, with Drew Olson hitting Drew for a 22-yard gain, Marcus Everett for 19 more and Joe Cowan for a 31-yard touchdown. Stanford made one first down on its subsequent possession before kicking the ball back to the Bruins. UCLA took over at its own 34-yard line with 2:30 showing on the clock. On a third-and-five, Olson found Mercedes Lewis for 20 yards to the Stanford 41-yard line. Two consecutive pass interference calls moved the ball to the Cardinal 14-yard line. On fourth-and-one at the six-yard line, Olson found Cowan at the one for a first down. Drew scored on the next play with 46 seconds remaining on the clock.

In overtime, Stanford kicked a 42-yard field goal after Justin Hickman recorded his third sack on a third-and-three play at the 18-yard line. On the second play of UCLA's possession, Olson found Brandon Brezell in the left corner of the end zone for a 23-yard touchdown and the victory.

#### Largest Comeback Win vs. USC

**Nov. 23, 1996 • UCLA 48, USC 41**

17-point deficit in the fourth quarter

USC	10	14	7	7	3	0	41
UCLA	0	7	14	17	3	7	48

Attn.: 80,644 Weather: Light Fog (74°)

Do you believe in miracles? Now you do, after the Bruins rallied from a 17-point, fourth quarter deficit to secure their sixth straight win in the city-series, 48-41, in overtime, before 80,644 spectators in the Rose Bowl.

After the teams traded field goals in the first overtime period, Skip Hicks scored the game-winner on a 25-yard run, breaking several Trojan tackles, on the first play of the second overtime period. UCLA then clinched the win when Anthony Cobbs intercepted a fourth-down pass in the end zone and the four-hour, 23-minute battle was over.

USC dominated the game for three quarters, like UCLA had for the previous five seasons — forcing turnovers and making the big play on offense. The Trojans marched out to a 17-0 lead in the first 21 minutes of the game, and led 31-21 entering the fourth quarter and 38-21 after R. Jay Soward streaked down the right sideline on his way to a 78-yard scoring play with 11:06 to play in the game.

The Bruins narrowed the deficit to 38-24 on a 47-yard field goal by Bjorn Merten with 6:12 remaining. The Bruins quickly got the ball back after pinning USC against its own goal-line and forcing a short punt. Nine plays and 41 yards later, freshman Keith Brown scored from the one-yard line to slice the margin to 38-31 at the 2:49 mark.

The ensuing onside kick was recovered by USC. Two plays later the Trojans had a first-and-ten at the Bruin 41 with less than two minutes to play. However, on the next play, junior linebacker Danjuan Magee reached in and hit running back LaVale Woods as he was about to break away from the pack, forcing a fumble. Senior cornerback Kusanti Abdul-Salaam recovered and returned the ball to the Bruin 44. UCLA had 1:27 left on the clock and a single timeout remaining to negotiate 56 yards, trailing 38-31.

Quarterback Cade McNown began the drive by connecting with Jim McElroy for 17 yards and three plays later lofted a 23-yarder to Rodney Lee, who made a spectacular diving grab at the USC 11. On the next play, Skip Hicks found the end zone on a burst up the middle. The game was tied when Merten sent the extra point through the uprights and 39 seconds showed on the clock.

USC had one last chance to win the game in regulation, after a 39-yard pass play and a pass interference penalty put the ball at the UCLA 23. But Adam Abrams' 40-yard field goal attempt sailed into the Bruin line, and it was on to overtime for the first time in the series.

#### Largest UCLA Come-From-Behind Victories (Since 1957)

Deficit	Year	Opponent	Trailed / Qtr.	Won
22	2005	Northwestern (Sun Bowl)	0-22 / First	50-38
21	2005	at Stanford	3-24 / Fourth	30-27ot
21	2005	at Washington State	7-28 / Second	44-41ot
21	2000	Arizona State	0-21 / Second	38-31
21	1982	at Michigan	0-21 / Second	31-27
20	1979	California	7-27 / Third	28-27
18	1986	Arizona	0-18 / Third	32-25
17	2004	at Washington	7-24 / First	37-31
17	1996	USC	21-38 / Fourth	48-41
16	1997	Texas A&M ('98 Cotton Bowl)	0-16 / Second	29-23

#### Largest UCLA Come-From-Behind Ties (Since 1957)

Deficit	Year	Opponent	Trailed / Qtr.	Tied
16	1985	at Tennessee	10-26 / Fourth	26-26
16	1983	Arizona State	10-26 / Fourth	26-26

#### Largest Opponent Come-From-Behind Wins (Since 1957)

Deficit	Year	Opponent	Trailed / Qtr.	Won
21	1996	Arizona State	7-28 / Second	42-34
21	1989	Washington	0-21 / Second	28-27
21	1988	Washington State	6-27 / Third	34-30
19	1970	Oregon	21-40 / Fourth	41-40
17	1998	at Miami	21-38 / Third	49-45
17	1995	at Arizona State	10-27 / Third	37-33
15	1959	at Pittsburgh	6-21 / Fourth	25-21

## GAMES FEATURING TOP 10-RANKED UCLA TEAMS VS. TOP 10-RANKED OPPT.

Date	W/L	UCLA (rank)score	(rank) Oppt. score	Site	Date	W/L	UCLA (rank)score	(rank) Oppt. score	Site
Oct. 13, 2001	W	UCLA (#7) 35	(#10) Washington 13	Rose Bowl	Nov. 18, 1967	L	UCLA (#1) 20	(#4) USC 21	LA Coliseum
Jan. 1, 1999	L	UCLA (#6) 31	(#9) Wisconsin 38	Rose Bowl	Sept. 16, 1967	W	UCLA (#8) 20	(#9) Tennessee 16	LA Coliseum
Oct. 10, 1998	W	UCLA (#3) 52	(#10) Arizona 28	Tucson, Ariz.	Nov. 19, 1966	W	UCLA (#8) 14	(#7) USC 7	LA Coliseum
Jan. 2, 1989	W	UCLA (#9) 17	(#8) Arkansas 3	Dallas, Texas	Jan. 1, 1966	W	UCLA (#5) 14	(#1) Michigan State 12	Rose Bowl
Nov. 19, 1988	L	UCLA (#6) 22	(#2) USC 31	LA Coliseum	Dec. 4, 1965	L	UCLA (#5) 34	(#7) Tennessee 37	Knoxville, Tenn.
Sept. 10, 1988	W	UCLA (#5) 41	(#2) Nebraska 28	Rose Bowl	Nov. 20, 1965	W	UCLA (#7) 20	(#6) USC 16	LA Coliseum
Sept. 12, 1987	L	UCLA (#3) 33	(#2) Nebraska 42	Lincoln, Neb.	Sept. 24, 1955	L	UCLA (#1) 0	(#5) Maryland 7	College Park, Md.
Sept. 6, 1986	L	UCLA (#4) 3	(#1) Oklahoma 38	Norman, Okla.	Nov. 20, 1954	W	UCLA (#2) 34	(#7) USC 0	LA Coliseum
Sept. 22, 1984	L	UCLA (#8) 3	(#1) Nebraska 42	Lincoln, Neb.	Oct. 1, 1954	W	UCLA (#4) 12	(#6) Maryland 7	LA Coliseum
Nov. 6, 1982	L	UCLA (#9) 7	(#10) Washington 10	Seattle, Wash.	Jan. 1, 1954	L	UCLA (#5) 20	(#8) Michigan State 28	Rose Bowl
Nov. 20, 1976	L	UCLA (#2) 14	(#3) USC 24	LA Coliseum	Nov. 21, 1953	W	UCLA (#5) 13	(#9) USC 0	LA Coliseum
Oct. 2, 1976	T	UCLA (#4) 10	(#8) Ohio State 10	Columbus, Ohio	Nov. 22, 1952	L	UCLA (#3) 12	(#4) USC 14	LA Coliseum
Nov. 24, 1973	L	UCLA (#8) 13	(#9) USC 23	LA Coliseum	Oct. 25, 1952	W	UCLA (#8) 20	(#10) Wisconsin 7	Madison, Wisc.
Sept. 8, 1973	L	UCLA (#10) 13	(#4) Nebraska 40	Lincoln, Neb.	Nov. 23, 1946	W	UCLA (#4) 13	(#10) USC 6	LA Coliseum
Nov. 22, 1969	L	UCLA (#6) 12	(#5) USC 14	LA Coliseum	Dec. 9, 1939	T	UCLA (#9) 0	(#3) USC 0	LA Coliseum




**BRUIN WINS OVER TOP-25 RANKED OPPONENTS (AP poll)**

Date	UCLA (rank)score	Oppt. (rank)score	Site	Head Coach
Nov. 21, 2015	(NR) 17	at Utah (#18) 9	Salt Lake City, Utah	Jim Mora
Oct. 22, 2015	(NR) 40	California (#20) 24	Rose Bowl	Jim Mora
Sept. 26, 2015	(#9) 56	at Arizona (#16) 30	Tucson, Ariz.	Jim Mora
Sept. 19, 2015	(#10) 24	BYU (#19) 23	Rose Bowl	Jim Mora
Jan. 2, 2015	(#14) 40	Kansas St. (#11) 35	San Antonio, Texas Alamo Bowl	Jim Mora
Nov. 22, 2014	(#11) 38	USC (#24) 20	Rose Bowl	Jim Mora
Nov. 1, 2014	(#25) 17	Arizona (#14) 7	Rose Bowl	Jim Mora
Sept. 25, 2014	(#11) 62	at Arizona St. (#15) 27	Tempe, Ariz.	Jim Mora
Nov. 30, 2013	(#22) 35	at USC (#23) 14	L.A. Coliseum	Jim Mora
Sept. 14, 2013	(#16) 41	at Nebraska (#23) 21	Lincoln, Neb.	Jim Mora
Nov. 17, 2012	(#17) 38	USC (#21) 28	Rose Bowl	Jim Mora
Nov. 3, 2012	(#25) 66	Arizona (#24) 10	Rose Bowl	Jim Mora
Sept. 8, 2012	(NR) 36	Nebraska (#17) 30	Rose Bowl	Jim Mora
Nov. 5, 2011	(NR) 29	Arizona State (#20) 28	Rose Bowl	Rick Neuheisel
Sept. 25, 2010	(NR) 34	at Texas (#7) 12	Austin, Texas	Rick Neuheisel
Sept. 18, 2010	(NR) 31	Houston (#23) 13	Rose Bowl	Rick Neuheisel
Sept. 1, 2008	(NR) 27	Tennessee (#18) 24 ot	Rose Bowl	Rick Neuheisel
Nov. 24, 2007	(NR) 16	Oregon (#9) 0	Rose Bowl	Karl Dorrell
Oct. 20, 2007	(NR) 30	California (#10) 21	Rose Bowl	Karl Dorrell
Dec. 2, 2006	(NR) 13	USC (#2) 9	Rose Bowl	Karl Dorrell
Oct. 8, 2005	(#20) 47	California (#10) 40	Rose Bowl	Karl Dorrell
Sept. 17, 2005	(NR) 41	Oklahoma (#21) 24	Rose Bowl	Karl Dorrell
Oct. 4, 2003	(NR) 46	Washington (#18) 16	Rose Bowl	Karl Dorrell
Sept. 7, 2002	(NR) 30	Colorado State (#19) 19	Rose Bowl	Bob Toledo
Oct. 13, 2001	(#7) 35	Washington (#10) 13	Rose Bowl	Bob Toledo
Sept. 29, 2001	(#12) 38	at Oregon State (#19) 7	Corvallis, Ore.	Bob Toledo
Sept. 22, 2001	(#14) 13	Ohio State (#21) 6	Rose Bowl	Bob Toledo
Sept. 1, 2001	(#15) 20	at Alabama (#25) 17	Tuscaloosa, Ala.	Bob Toledo
Oct. 28, 2000	(NR) 27	at Arizona (#24) 24	Tucson, Ariz.	Bob Toledo
Sept. 16, 2000	(#14) 23	Michigan (#3) 20	Rose Bowl	Bob Toledo
Sept. 2, 2000	(NR) 35	Alabama (#3) 24	Rose Bowl	Bob Toledo
Nov. 13, 1999	(NR) 23	Washington (#23) 20 ot	Rose Bowl	Bob Toledo
Oct. 17, 1998	(#2) 41	Oregon (#11) 38 ot	Rose Bowl	Bob Toledo
Oct. 10, 1998	(#3) 52	at Arizona (#10) 28	Tucson, Ariz.	Bob Toledo
Sept. 12, 1998	(#6) 49	Texas (#23) 31	Rose Bowl	Bob Toledo
Jan. 1, 1998	(#5) 29	Texas A&M (#19) 23	Dallas, Texas Cotton Bowl Game	Bob Toledo
Nov. 15, 1997	(#9) 52	Washington (#13) 28	Rose Bowl	Bob Toledo
Sept. 13, 1997	(NR) 66	at Texas (#11) 3	Austin, Texas	Bob Toledo
Nov. 18, 1995	(NR) 24	at USC (#11) 20	L.A. Coliseum	Terry Donahue
Oct. 21, 1995	(NR) 42	at Stanford (#23) 28	Palo Alto, Calif.	Terry Donahue
Sept. 2, 1995	(#15) 31	Miami (#12) 8	Rose Bowl	Terry Donahue
Nov. 19, 1994	(NR) 31	USC (#13) 19	Rose Bowl	Terry Donahue
Sept. 3, 1994	(#14) 25	Tennessee (#13) 23	Rose Bowl	Terry Donahue
Nov. 20, 1993	(#16) 27	at USC (#22) 21	Rose Bowl	Terry Donahue
Oct. 30, 1993	(#15) 37	Arizona (#7) 17	Rose Bowl	Terry Donahue
Oct. 16, 1993	(#22) 39	Washington (#12) 25	Rose Bowl	Terry Donahue
Oct. 9, 1993	(#25) 68	BYU (#19) 14	Rose Bowl	Terry Donahue
Sept. 25, 1993	(NR) 28	at Stanford (#17) 25	Palo Alto, Calif.	Terry Donahue
Nov. 21, 1992	(NR) 38	USC (#15) 37	Rose Bowl	Terry Donahue
Sept. 26, 1992	(#11) 35	San Diego St. (#21) 7	Rose Bowl	Terry Donahue
Sept. 7, 1991	(#23) 27	BYU (#25) 23	Rose Bowl	Terry Donahue
Nov. 11, 1990	(NR) 25	at Washington (#2) 22	Seattle, Wash.	Terry Donahue
Jan. 2, 1989	(#9) 17	Arkansas (#8) 3	Dallas, Texas Cotton Bowl Game	Terry Donahue
Oct. 1, 1988	(#2) 24	at Washington (#16) 17	Seattle, Wash.	Terry Donahue
Sept. 10, 1988	(#5) 41	Nebraska (#2) 28	Rose Bowl	Terry Donahue
Oct. 17, 1987	(#9) 41	Oregon (#16) 10	Rose Bowl	Terry Donahue
Nov. 22, 1986	(#18) 45	USC (#10) 25	Rose Bowl	Terry Donahue
Oct. 11, 1986	(NR) 32	Arizona (#11) 25	Rose Bowl	Terry Donahue
Jan. 1, 1986	(#13) 45	Iowa (#4) 28	Rose Bowl Game	Terry Donahue
Sept. 7, 1985	(#20) 27	at BYU (#8) 24	Provo, Utah	Terry Donahue
Jan. 1, 1985	(#14) 39	Miami (#13) 37	Tempe, Ariz. Fiesta Bowl Game	Terry Donahue
Nov. 17, 1984	(NR) 29	USC (#7) 10	Rose Bowl	Terry Donahue
Jan. 2, 1984	(NR) 45	Illinois (#4) 9	Rose Bowl Game	Terry Donahue
Oct. 29, 1983	(NR) 27	Washington (#11) 24	Rose Bowl	Terry Donahue
Jan. 1, 1983	(#5) 24	Michigan (#19) 14	Rose Bowl Game	Terry Donahue
Nov. 20, 1982	(#11) 20	USC (#15) 19	Rose Bowl	Terry Donahue
Sept. 25, 1982	(#12) 31	at Michigan (#20) 27	Ann Arbor, Mich.	Terry Donahue
Nov. 14, 1981	(#18) 34	Arizona State (#9) 24	L.A. Coliseum	Terry Donahue
Nov. 7, 1981	(NR) 31	Washington (#16) 0	LA Coliseum	Terry Donahue
Sept. 19, 1981	(#9) 31	at Wisconsin (#20) 13	Madison, Wisc.	Terry Donahue
Nov. 22, 1980	(#18) 20	USC (#12) 17	L.A. Coliseum	Terry Donahue
Oct. 11, 1980	(#5) 35	Stanford (#16) 21	L.A. Coliseum	Terry Donahue
Oct. 4, 1980	(#11) 17	at Ohio State (#2) 0	Columbus, Ohio	Terry Donahue
Sept. 15, 1979	(NR) 31	Purdue (#5) 21	L.A. Coliseum	Terry Donahue
Oct. 7, 1978	(#16) 27	Stanford (#17) 26	L.A. Coliseum	Terry Donahue
Sept. 9, 1978	(#12) 10	at Washington (#11) 7	Seattle, Wash.	Terry Donahue
Oct. 22, 1977	(NR) 21	California (#15) 19	L.A. Coliseum	Terry Donahue
Sept. 9, 1976	(#17) 28	at Arizona State (#3) 30	Tempe, Ariz.	Terry Donahue
Jan. 1, 1976	(#11) 23	Ohio State (#1) 10	Rose Bowl Game	Dick Vermeil
Sept. 20, 1975	(#12) 34	Tennessee (#10) 28	L.A. Coliseum	Dick Vermeil



*RB DeShaun Foster, 1998-2001*



*QB Cade McNown, 1995-98*



*LB Donnie Edwards, 1992-95*

## HISTORY

### BRUIN WINS OVER TOP-25 RANKED OPPONENTS, Cont. (AP poll)

Date	UCLA (rank)score	Oppt. (rank)score	Site	Head Coach
Oct. 26, 1974	(NR) 28	at California (#20) 3	Berkeley, Calif.	Dick Vermeil
Sept. 9, 1972	(NR) 20	Nebraska (#1) 17	L.A. Coliseum	Pepper Rodgers
Sept. 16, 1967	(#8) 20	Tennessee (#9) 16	L.A. Coliseum	Tommy Prothro
Nov. 19, 1966	(#8) 14	USC (#7) 7	L.A. Coliseum	Tommy Prothro
Jan. 1, 1966	(#5) 14	Michigan State (#1) 12	Rose Bowl Game	Tommy Prothro
Nov. 20, 1965	(#7) 20	USC (#6) 16	L.A. Coliseum	Tommy Prothro
Oct. 6, 1962	(#NR) 9	Ohio State (#1) 7	L.A. Coliseum	Bill Barnes
Dec. 3, 1960	(NR) 27	Duke (#10) 6	L.A. Coliseum	Bill Barnes
Sept. 17, 1960	(NR) 8	Pittsburgh (#7) 7	L.A. Coliseum	Bill Barnes
Nov. 21, 1959	(NR) 10	at USC (#4) 3	L.A. Coliseum	Bill Barnes
Oct. 19, 1957	(NR) 26	Oregon State (#7) 7	L.A. Coliseum	Red Sanders
Nov. 3, 1956	(NR) 14	Stanford (#10) 13	L.A. Coliseum	Red Sanders
Nov. 20, 1954	(#2) 34	USC (#7) 0	L.A. Coliseum	Red Sanders
Oct. 1, 1954	(#4) 12	Maryland (#6) 7	L.A. Coliseum	Red Sanders
Nov. 21, 1953	(#5) 13	at USC (#9) 0	L.A. Coliseum	Red Sanders
Nov. 1, 1952	(#7) 28	at California (#11) 7	Berkeley, Calif.	Red Sanders
Oct. 25, 1952	(#8) 20	at Wisconsin (#10) 7	Madison, Wisc.	Red Sanders
Oct. 18, 1952	(#10) 24	Stanford (#13) 14	L.A. Coliseum	Red Sanders
Sept. 27, 1952	(#18) 14	Texas Christian (#9) 0	L.A. Coliseum	Red Sanders
Nov. 24, 1951	(#18) 21	at USC (#11) 7	L.A. Coliseum	Red Sanders
Nov. 3, 1951	(NR) 21	California (#9) 7	L.A. Coliseum	Red Sanders
Oct. 21, 1950	(NR) 21	Stanford (#6) 7	L.A. Coliseum	Red Sanders
Nov. 23, 1946	(#4) 13	USC (#10) 6	L.A. Coliseum	Bert LaBrucherie
Oct. 12, 1946	(#5) 26	Stanford (#17) 6	L.A. Coliseum	Bert LaBrucherie
Nov. 17, 1945	(NR) 13	St. Mary's (#5) 7	L.A. Coliseum	Bert LaBrucherie
Oct. 24, 1942	(#14) 14	Santa Clara (#9) 6	L.A. Coliseum	Edwin Horrell
Oct. 25, 1941	(NR) 14	Oregon (#16) 7	L.A. Coliseum	Edwin Horrell

#### NOTES

- \*Most Bruin Wins Over Top-25 Teams in a Season: 5 - 1993; 4 - 2015, 2014, 2001, 1952
- \*Most Bruin Top 10 Wins in a Season: 2 - 2007, 2000, 1988, 1985, 1975, 1965, 1960, 1952
- \*Most Consecutive Week Wins Over Top-25 Teams: 3 - 1952 over Stanford (Oct. 18), at Wisconsin (Oct. 25), at Cal (Nov. 1)
- \*Win Over Highest Ranked Opponent at Home: in Rose Bowl - 2006 vs. No. 2 USC (13-9); 1988 vs. No. 2 Nebraska (41-28) in L.A. Coliseum - 1972 vs. No. 1 Nebraska (20-17); 1962 vs. No. 1 Ohio State (9-7) in Rose Bowl Game - 1976 Game vs. No. 1 Ohio State (23-10); 1966 Game vs. No. 1 Michigan State (14-12)
- \*Win Over Highest Ranked Opponent on Road: 1990 at No. 2 Washington (25-22); 1980 at No. 2 Ohio State (17-0)
- \*Largest Margin of Victory Over Top-5 Ranked Opponent: +36 over No. 4 Illinois in 1984 Rose Bowl Game (45-9)

#### Wins Vs. Top-5 Ranked Opponents

- Dec. 2, 2006: UCLA 13, No. 2 USC 9 - Rose Bowl
- Sept. 16, 2000: UCLA 23, No. 3 Michigan 20 - Rose Bowl
- Sept. 2, 2000: UCLA 35, No. 3 Alabama 24 - Rose Bowl
- Nov. 11, 1990: UCLA 25, No. 2 Washington 22 - Seattle, Wash.
- Sept. 10, 1988: UCLA 41, No. 2 Nebraska 28 - Rose Bowl
- Jan. 1, 1986: UCLA 45, No. 4 Iowa 28 - Rose Bowl Game
- Jan. 2, 1984: UCLA 45, No. 4 Illinois 9 - Rose Bowl Game
- Oct. 4, 1980: UCLA 17, No. 2 Ohio State 0 - Columbus, Ohio
- Sept. 15, 1979: UCLA 31, No. 5 Purdue 21 - L.A. Coliseum
- Sept. 9, 1976: UCLA 28, No. 3 Arizona St. 10 - Tempe, Ariz.
- Jan. 1, 1976: UCLA 23, No. 1 Ohio State 10 - Rose Bowl Game
- Sept. 9, 1972: UCLA 20, No. 1 Nebraska 17 - L.A. Coliseum
- Jan. 1, 1966: UCLA 14, No. 1 Michigan State 12 - Rose Bowl Game
- Oct. 6, 1962: UCLA 9, No. 1 Ohio State 7 - L.A. Coliseum
- Nov. 21, 1959: UCLA 10, No. 4 USC 3 - L.A. Coliseum
- Nov. 17, 1945: UCLA 13, No. 5 St. Mary's 7 - L.A. Coliseum



The 1954 UCLA Bruins in action

### UCLA'S BCS POLL HISTORY

- 1998**  
 Oct. 26 - 1st  
 Nov. 2 - 3rd  
 Nov. 9 - 2nd  
 Nov. 16 - 2nd  
 Nov. 23 - 2nd  
 Nov. 30 - 2nd  
 Final - 5th



- 2001**  
 Oct. 22 - 3rd  
 Oct. 29 - 9th

- 2003**  
 Oct. 27 - 25th

- 2005**  
 Sept. 25 - 18th  
 Oct. 2 - 16th  
 Oct. 9 - 11th  
 Oct. 16 - 8th  
 Oct. 23 7th  
 Oct. 30 - 6th  
 Nov. 6 - 4th  
 Nov. 13 - 12th  
 Nov. 20 - 11th  
 Nov. 27 - 11th  
 Final - 18th

- 2006**  
 Final - 25th

- 2012**  
 Nov. 4 - 18th  
 Nov. 17 - 11th  
 Nov. 18 - 17th  
 Nov. 25 - 16th  
 Final - 17th

- 2013**  
 Oct. 20 - 12th  
 Oct. 27 - 20th  
 Nov. 3 - 19th  
 Nov. 10 - 13th  
 Nov. 17 - 14th  
 Nov. 24 - 22nd  
 Dec. 1 - 18th  
 Final - 17th

- 2014**  
 Oct. 28 - 22nd  
 Nov. 4 - 18th  
 Nov. 11 - 11th  
 Nov. 18 - 9th  
 Nov. 25 - 8th  
 Dec. 2 - 15th  
 Final - 14th

### UCLA'S CFP POLL HISTORY

- 2015**  
 Nov. 3 - 23rd  
 Nov. 10 - 19th  
 Nov. 17 - nr  
 Nov. 24 - 22nd  
 Dec. 1 - nr  
 Final - nr



# HISTORY

## YEARLY COACHING RECORDS

Coach	Years	Seasons	Won	Lost	Tied	Pct
Jim Mora	2012-16	5	41	24	0	.631
Mike Johnson	2011	Interim	0	1	0	.000
Rick Neuheisel	2008-10	4	21	29	0	.420
DeWayne Walker	2007	Interim	0	1	0	.000
Karl Dorrell	2003-07	5	35	27	0	.565
Ed Kezirian	2002	Interim	1	0	0	1.000
Bob Toledo	1996-02	7	49	32	0	.605
Terry Donahue	1976-95	20	151	74	8	.665
Dick Vermeil	1974-75	2	15	5	3	.717
Pepper Rodgers	1971-73	3	19	12	1	.609
Tommy Prothro	1965-70	6	41	18	3	.686
Bill Barnes	1958-64	7	31	34	3	.463
George Dickerson	1958	-	1	2	0	.333
Henry 'Red' Sanders	1949-57	9	66	19	1	.773
Bert LaBrucherie	1945-48	4	23	16	0	.590
Edwin Horrell	1939-44	6	24	31	6	.443
William Spaulding	1925-38	14	72	51	8	.573
James Cline	1923-24	2	2	10	3	.233
Harry Trotter	1920-22	3	2	13	1	.156
Fred Cozens	1919	1	2	6	0	.250
<b>Totals</b>		<b>98</b>	<b>596</b>	<b>405</b>	<b>37</b>	<b>.592</b>

## LEAGUE CHAMPIONSHIPS

Year	Record	League Record	Bowl Result	Head Coach
1998	10-2-0	8-0-0	Rose Bowl (L)	Bob Toledo
1997 (tie)	10-2-0	7-1-0	Cotton Bowl (W)	Bob Toledo
1993 (tie)	8-4-0	6-2-0	Rose Bowl (L)	Terry Donahue
1987 (tie)	10-2-0	7-1-0	Aloha Bowl (W)	Terry Donahue
1985	9-2-1	6-2-0	Rose Bowl (W)	Terry Donahue
1983	7-4-1	6-1-1	Rose Bowl (W)	Terry Donahue
1982	10-1-1	5-1-1	Rose Bowl (W)	Terry Donahue
1975 (tie)	9-2-1	6-1-0	Rose Bowl (W)	Dick Vermeil
1965	8-2-1	4-0-0	Rose Bowl (W)	Tommy Prothro
1961	7-4-0	3-1-0	Rose Bowl (L)	Bill Barnes
1959 (tie)	5-4-1	3-1-0	None	Bill Barnes
1955	9-2-0	6-0-0	Rose Bowl (L)	Henry 'Red' Sanders
1954	9-0-0	6-0-0	None	Henry 'Red' Sanders
1953	8-2-0	6-1-0	Rose Bowl (L)	Henry 'Red' Sanders
1946	10-1-0	7-0-0	Rose Bowl (L)	Bert LaBrucherie
1942	7-4-0	6-1-0	Rose Bowl (L)	Edwin Horrell
1935 (tie)	8-2-0	4-1-0	None	William Spaulding

## PAC-12 SOUTH DIV. CHAMPS

Year	Record	League Record	Champ. Game Result	Head Coach
2012	9-5-0	6-3-0	24-27 @Stanford(L)	Jim Mora
2011	6-8-0	5-4-0	31-49 @Oregon(L)	Rick Neuheisel



## BOWL APPEARANCES BY HEAD COACH

Name	Years	No.	Record	Appearances
Jim Mora	2012-16	4	2-2-0	'15 Foster Farms, '15 Alamo, '13 Sun, '12 Holiday Bowl
Mike Johnson (interim)	2011	1	0-1-0	'11 Kraft Fight Hunger Bowl
Rick Neuheisel	2009	1	1-0-0	'09 EagleBank
DeWayne Walker (interim)	2007	1	0-1-0	'07 Las Vegas
Karl Dorrell	2003-06	4	1-3-0	'03 Silicon Valley, '04 Las Vegas, '05 Sun Bowl, '06 Emerald Bowl
Ed Kezirian (interim)	2002	1	1-0-0	'02 Las Vegas
Bob Toledo	1996-02	3	1-2-0	'98 Cotton, '99 Rose, '00 Sun
Terry Donahue	1976-95	13	8-4-1	'76 Liberty, '78 Fiesta, '81 Bluebonnet, '83 Rose, '84 Rose, '85 Fiesta, '86 Rose, '86 Freedom, '87 Aloha, '89 Cotton, '91 Sun, '94 Rose, '95 Aloha
Dick Vermeil	1974-75	1	1-0-0	'76 Rose Bowl
Tommy Prothro	1965-70	1	1-0-0	'66 Rose Bowl
Bill Barnes	1958-64	1	0-1-0	'62 Rose Bowl
Red Sanders	1949-57	2	0-2-0	'54 Rose Bowl, '56 Rose Bowl
Bert LaBrucherie	1945-48	1	0-1-0	'47 Rose Bowl
Edwin C. Horrell	1939-44	1	0-1-0	'43 Rose Bowl
<b>Totals</b>		<b>35</b>	<b>16-18-1</b>	

## SUPER SEASONS

### UNBEATEN/UNTIED

Year	Record	Coach	AP/Coaches*
1954	9-0-0	Sanders	2/1

### UNBEATEN

Year	Record	Coach	AP/Coaches*
1939	6-0-4	Horrell	7/-

### 10 WINS

Year	Record	Coach	AP/Coaches*
2014	10-3-0	Mora	10/10
2013	10-3-0	Mora	16/16
2005	10-2-0	Dorrell	16/13
1998	10-2-0	Toledo	8/8
1997	10-2-0	Toledo	5/5
1988	10-2-0	Donahue	6/6
1987	10-2-0	Donahue	9/11
1982	10-1-1	Donahue	5/5
1946	10-1-0	La Brucherie	4/-

### NINE WINS

Year	Record	Coach	AP/Coaches*
2012	9-5-0	Mora	-/-
1991	9-3-0	Donahue	19/18
1985	9-2-1	Donahue	7/6
1984	9-3-0	Donahue	9/10
1980	9-2-0	Donahue	13/14
1976	9-2-1	Donahue	15/15
1975	9-2-1	Vermeil	5/5
1973	9-2-0	Rodgers	12/9
1966	9-1-0	Prothro	5/5
1955	9-2-0	Sanders	4/4
1954	9-0-0	Sanders	2/1

### ONE LOSS

Year	Record	Coach	AP/Coaches*
1982	10-1-1	Donahue	5/5
1969	8-1-1	Prothro	13/10
1966	9-1-0	Prothro	5/5
1952	8-1-0	Sanders	6/6
1946	10-1-0	La Brucherie	4/-

### TWO LOSSES

Year	Record	Coach	AP/Coaches*
2005	10-2-0	Dorrell	16/13
1998	10-2-0	Toledo	8/8
1997	10-2-0	Toledo	5/5
1988	10-2-0	Donahue	6/6
1987	10-2-0	Donahue	9/11
1985	9-2-1	Donahue	7/6
1980	9-2-0	Donahue	13/14
1976	9-2-1	Donahue	15/15
1975	9-2-1	Vermeil	5/5
1973	9-2-0	Rodgers	12/9
1967	7-2-1	Prothro	-/10
1965	8--2-1	Prothro	4/5
1960	7-2-1	Barnes	-/-
1957	8-2-0	Sanders	-/18
1955	9-2-0	Sanders	4/4
1953	8-2-0	Sanders	5/4
1935	8-2-0	Spaulding	-/-
1927	6-2-1	Spaulding	-/-

\*Final polls


## UCLA VS. NO. 1 RANKED AP TEAMS

Date	W/L	UCLA (rank)score	Oppt. (rank)score	Site
Oct. 21, 2010	L	UCLA 13	Oregon (#1) 60	at Eugene, Or
Dec. 3, 2005	L	UCLA (#11) 19	USC (#1) 66	at L.A. Coliseum
Dec. 4, 2004	L	UCLA 24	USC (#1) 29	at Rose Bowl
Sept. 20, 2003	L	UCLA 24	Oklahoma (#1) 59	at Norman, OK
Sept. 6, 1986	L	UCLA (#4) 3	Oklahoma (#1) 38	at Norman, OK
Sept. 22, 1984	L	UCLA (#8) 3	Nebraska (#1) 42	at Rose Bowl
Sept. 24, 1983	L	UCLA 10	Nebraska (#1) 42	at Lincoln, NE
Jan. 1, 1976	W	UCLA (#11) 23	Ohio State (#1) 10	Rose Bowl game
Nov. 18, 1972	L	UCLA (#14) 7	USC (#1) 24	at L.A. Coliseum
Sept. 9, 1972	W	UCLA 20	Nebraska (#1) 17	at L.A. Coliseum
Nov. 23, 1968	L	UCLA 16	USC (#1) 28	at L.A. Coliseum
Jan. 1, 1966	W	UCLA (#5) 14	Michigan State (#1) 12	Rose Bowl game
Nov. 24, 1962	L	UCLA 3	USC (#1) 14	at L.A. Coliseum
Oct. 6, 1962	W	UCLA 9	Ohio State (#1) 7	at L.A. Coliseum
Dec. 5, 1959	L	UCLA (#17) 8	Syracuse (#1) 36	at L.A. Coliseum

## UCLA AS NO. 1 RANKED TEAM IN AP POLL

Date	W/L	UCLA (rank)score	Oppt. (rank)score	Site
Oct. 29, 1988	L	UCLA (#1) 30	Washington State 34	at Rose Bowl
Oct. 22, 1988	W	UCLA (#1) 24	Arizona 3	at Tucson, AZ
Nov. 18, 1967	L	UCLA (#1) 20	USC (#4) 21	at L.A. Coliseum
Sept. 24, 1955	L	UCLA (#1) 0	Maryland (#5) 7	at College Park, MD
Sept. 16, 1955	W	UCLA (#1) 21	Texas A&M 0	at L.A. Coliseum
Nov. 6, 1954	W	UCLA (#1) 41	Oregon 0	at L.A. Coliseum

**BRUIN CHAMPIONSHIP TEAMS**



1998 Bruins

**1998**

**Overall Record: 10-2-0**  
**Pac-10 Conference Record: 8-0**  
**AP Rank: 8; Coach: Bob Toledo**

The Bruins opened the year with 10 wins in a row to extend the school record win streak to 20, including an eighth straight victory over USC. UCLA climbed as high as No. 2 in the polls and became just the fourth team in Pac-10 history to post a perfect 8-0 league mark. Kris Farris won the Outland Trophy. Cade McNown set single season records for passing yards and total offense (since broken).

**1997**

**Overall Record: 10-2-0**  
**Pac-10 Conference Record: 7-1**  
**AP Rank: 5; Coach: Bob Toledo**

The Bruins won the last 10 games of the season, concluding the year with a Cotton Bowl triumph over Texas A&M. It was the first time since 1946 that the Bruins had won 10 straight games in a season. Cade McNown led the nation in pass efficiency and over 85,000 fans turned out for the Washington game, the largest non-USC home crowd in 50 years. Skip Hicks set a school mark with 26 touchdowns and the Bruin offense scored 477 points, the most in school history.

**1993**

**Overall Record: 8-4-0**  
**Pac-10 Conference Record: 6-2**  
**AP Rank: 18; Coach: Terry Donahue**

The Bruins won seven straight Pac-10 games to tie for the conference title and a win over USC clinched a trip to the Rose Bowl game. UCLA led the nation in turnover margin (+1.73). J.J. Stokes set a school mark with 17 touchdown receptions in a season. Stokes went on to set a Rose Bowl game mark with 14 catches against Wisconsin.

**1987**

**Overall Record: 10-2-0**  
**Pac-10 Conference Record: 7-1**  
**AP Rank: 9; Coach: Terry Donahue**

The Bruins tied a school record with 10 wins and tied for the league title after posting a then school record seven conference wins. The team ranked fourth in the nation in defense. Troy Aikman and Gaston Green became the first Bruin duo to throw for over 2,000 yards and run for over 1,000 yards in the same season. The Bruins won a sixth straight bowl game with a win over Florida and Emmitt Smith in the Aloha Bowl.

**1985**

**Overall Record: 9-2-1**  
**Pac-10 Conference Record: 6-2**  
**AP Rank: 7; Coach: Terry Donahue**

The season started with a win over defending national champion BYU and ended with a third trip to the Rose Bowl game in four seasons. The Bruins led the nation in rush defense (70.3 yards per game) and placed seventh in total defense behind the play of such future NFL performers as James Washington, Mark Walen, Ken Norton, Jr., Jim Wahler, Carnell Lake and Darryl Henley. Despite a 17-13 loss at USC, the Bruins finished in a first-place tie in the conference. About five hours after the Bruin loss to the Trojans, Arizona's defeat of Arizona State left all three teams tied at 6-2 in the league race. UCLA won the championship tie-breaker and went on to defeat Iowa in the Rose Bowl game.

**1983**

**Overall Record: 7-4-1**  
**Pac-10 Conference Record: 6-1-1**  
**AP Rank: 17; Coach: Terry Donahue**

After an 0-3-1 start, the Bruins rallied behind quarterback Rick Neuheisel and won seven of their next eight games, earning a trip to the Rose Bowl with a 27-17 victory over USC. The win over USC, combined with Washington State's win over Washington, clinched the Bruins' return trip to Pasadena. In UCLA's win over Washington, Neuheisel completed 25 of 27 passes for an NCAA-record .926 percentage. In the Rose Bowl game, UCLA jumped out to a 28-3 halftime advantage and went on to post a 45-9 upset win over No. 4-ranked Illinois. It marked UCLA's fourth-straight win in the Rose Bowl game. Karl Dorrel caught two of Neuheisel's four touchdown passes in the game.

**1982**

**Overall Record: 10-1-1**  
**Pac-10 Conference Record: 5-1-1**  
**AP Rank: 5; Coach: Terry Donahue**

After a loss at Washington, the Bruins needed to beat USC to earn a Rose Bowl bid in their first season of playing home games in the Arroyo Seco. With time having already expired, Karl Morgan stopped USC's two-point conversion attempt to preserve the win that sent the Bruins home to Pasadena. On New Year's Day, they beat Michigan for the second time that season, by a score of 24-14. In the earlier contest, UCLA had rallied from a 21-0 second quarter deficit to hand the Wolverines a 31-27 setback in Ann Arbor. UCLA totaled 10 wins for just the second time in history and the team ranked third nationally in scoring offense. Tom Ramsey led the nation in passing efficiency (153.5).

**BRUIN CHAMPIONSHIP TEAMS**

**1975**

**Overall Record: 9-2-1**  
**Pac-8 Conference Record: 6-1**  
**AP Rank: 5; Coach: Dick Vermeil**

Just like in 1965, the Bruins avenged an early-season loss in the Rose Bowl with a 23-10 win over then No. 1 ranked Ohio State in a game played before 105,464 fans. It also turned out to be coach Dick Vermeil's final game as Bruin head coach. An earlier conference loss to Washington meant that the Bruins had to defeat USC to earn a bid to the Rose Bowl game. UCLA posted a 25-22 win despite fumbling 11 times in the contest. It did manage to rack up over 400 yards in offense for the game against the toughest defense in the Pac-8. Wendell Tyler gained 130 yards on the ground against the Trojans to break Kermit Johnson's single-season rushing record. For the season, quarterback John Sciarra rushed for 787 yards and threw for 1,313 more yards.

**1965**

**Overall Record: 8-2-1**  
**AAWU Record: 4-0**  
**AP Rank:4; Coach: Tommy Prothro**

The Bruins proceeded to record their first ever win in a Rose Bowl game with a 14-12 victory over then top-ranked Michigan State. Bob Stiles and Jim Colletto combined to stop the Spartan's two-point conversion attempt in the fourth quarter and preserve UCLA's initial post-season win. Two touchdown passes by quarterback Gary Beban in the final four minutes of the USC game pulled out a 20-16 win and completed a perfect conference slate. First-year head coach Tommy Prothro was voted Coach of the Year by the American Football Coaches Association.

**1961**

**Overall Record: 7-4**  
**AAWU Record: 3-1**  
**AP Rank: 16; Coach: Bill Barnes**

The 1961 Bruins were known for their strong running game and stingy defense. The team totaled 413 yards on the ground in a win over California. Sophomore Mike Haffner won the conference rushing title (703 yards) and senior Bobby Smith led the league in scoring (85) and total offense (966 yards). The Bruins beat USC, 10-7, in a rainstorm at the Coliseum to earn their way to the Rose Bowl. Minnesota handed the Bruins a 21-3 setback in the Arroyo Seco to ruin UCLA's fifth trip to the Rose Bowl game.

**1959**

**Overall Record: 5-4-1**  
**AAWU Record: 3-1**  
**AP Rank: n/a; Coach: Bill Barnes**

The Bruins, behind the play of Bill Kilmer, handed an unbeaten, No.2 ranked USC its first loss and went on to tie for the championship of the Athletic Association of Western Universities. The upset win over the Trojans sent a crowd of over 5,000 into the streets of Westwood to celebrate. Kilmer led the team in total offense that season with 702 yards passing and 388 yards rushing. It was the first full season as head coach for Bill Barnes, a former assistant on Red Sanders' staff. He was elevated to the top spot in the middle of the previous season after an illness to George Dickerson.

**1955**


**Overall Record: 9-2**  
**Pacific Coast Conference Record: 6-0**  
**AP Rank: 4; Coach: Red Sanders**

The Bruins opened the season with a 21-0 win over Bear Bryant's Texas A&M team. The next week, the No.1 ranked Bruins traveled to the East for the first time to meet No. 5- ranked Maryland and were handed a 7-0 loss by the Terrapins, snapping UCLA's 10-game winning streak. UCLA went on to win its final eight games in the regular season, four were shutouts, and met Michigan State in the Rose Bowl. A last-second Spartan field goal ruined the Bruin chances for a first-ever Rose Bowl victory, 17-14. Guard Hardiman Cureton earned All-America honors and running back Bob Davenport finished his career with over 1,100 yards. Red Sanders became the first head coach in history to win three straight PCC titles.

**1954**


**NATIONAL CHAMPIONS • Overall Record: 9-0**  
**Pacific Coast Conference Record: 6-0**  
**AP Rank: 2; UPI Rank: 1; Coach: Red Sanders**

The Bruins captured their first National Championship (UPI) and fielded their highest scoring team (40.8 points) in history (to date) as they won back-to-back conference titles for the first time ever. The total of 367 points over nine games ranked first in the nation and the defense limited opponents to just 40 points and 73.2 yards rushing per game to lead the nation in those categories as well. The Bruins clinched the conference championship in 110-degree heat with a 34-0 win over USC before 102,548 fans in the Coliseum. During the year, the Bruins set a school record that still stands with a 72-0 blanking of Stanford. They also handed No. 6 ranked Maryland a 12-7 loss early in the season. Guard Jim Salsbury, tackle Jack Ellena and fullback Bob Davenport each were named to at least one All-America first team. Left half back Primo Villanueva, a second-team All-American, led the team with 886 yards in total offense. The team completed the year ranked at the top of the UPI poll and second in the Associated Press poll.



1954 National Champions

**BRUIN CHAMPIONSHIP TEAMS**



1942 Bruins

**1953**

**Overall Record: 8-2-0**  
**Pacific Coast Conference Record: 6-1**  
**AP Rank: 5; Coach: Red Sanders**

Only a 21-20 loss at Stanford in the fifth game of the year spoiled a perfect UCLA record during the regular season. The Bruins fielded one of the greatest defenses in college football history (yielding just 2.91 yds/play), allowing just 48 points in nine regular season games. Chuck Doud, Jack Ellena, Hardiman Cureton and Myron Berliner keyed the defense. Tailback Paul Cameron led the PCC in rushing and came up just short of Kenny Washington's record for most yards gained in a career. According to newspaper accounts, an estimated 12,000 students gathered at the corner of Westwood and Wilshire for a two-hour rally to celebrate UCLA's selection to the Rose Bowl game.

**1946**

**Overall Record: 10-1**  
**Pacific Coast Conference Record: 7-0**  
**AP Rank 4; Coach: Bert LaBrucherie**

UCLA recorded its first-ever unbeaten, untied regular season and advanced to the Rose Bowl game for the second time. The Bruins averaged a then school-best total of 60,885 fans during their home games. The team rolled up a school record (at the time) 327 points and was selected for the Rose Bowl game opposite Illinois. Despite an upset loss to the Fighting Illini, the Bruins finished with their highest national ranking to date, fourth by the Associated Press. Ernie Case threw for a then Rose Bowl record 165 yards in the setback.

**1942**

**Overall Record: 7-4-0**  
**Pacific Coast Conference Record: 6-1**  
**AP Rank: 13; Coach: Edwin Horrell**

The 1942 season marked UCLA's first appearance in the Rose Bowl game. After opening the season with two losses, the Bruins won seven of the next eight contests to close the regular season. Bob Waterfield became the first Bruin to throw for over 1,000 yards in a season. Fullback Ken Snelling and left halfback Al Solarí keyed the rushing attack. Georgia then handed the Bruins a 9-0 setback in the Rose Bowl game. The Bruins finished the year ranked 13th by the Associated Press.

**1935**

**Overall Record: 8-2**  
**Pacific Coast Conference Record: 4-1**  
**Coach: William Spaulding**

The Bruins opened the 1935 season with an impressive 39-0 shutout over Utah State. A 20-7 win over Oregon State followed as did two more wins at Stanford, 7-6, and versus Oregon, 33-6. California and SMU then handed the Bruins back-to-back losses. UCLA finished the season with four straight wins over Hawaii, Loyola, Idaho and at St. Mary's. The season marked the first-ever conference championship for a UCLA football team, which began participating in the PCC in 1928. A third-place finish in 1932 had been its best previous result in the league standings.



Red Sanders (l) coached the Bruins with assistant Tommy Prothro from 1949-54

**BRUIN PAST HEAD FOOTBALL COACH BIOS**

**Fred Cozens • 1919 • Record at UCLA 2-6**



In 1919, Fred Cozens moved to UCLA where he served as the Director of Physical Education and Athletics and Professor of Physical Education from 1919 to 1942. He became the first head coach of the UCLA basketball and football teams in 1919. Cozens remained UCLA's basketball coach through 1921 and guided them to a 20-4 record. UCLA did not participate in an athletic conference until 1920, so the 1919 football team played a schedule full of local high schools and other assorted teams. Cozens also served as the dean of UCLA's College of Applied Arts from 1939 to 1942.

**Harry Trotter • 1920-22 • Record at UCLA 2-13-1**




Harry Trotter came to UCLA after serving as head football coach at Manual Arts HS in 1916 and at Pasadena HS in 1917-19. He also served as head UCLA track coach from 1920-47 and coached Jackie Robinson and several Olympic athletes. Trotter had been a baseball and track standout at USC, where he served as team captain for both sports. He set a school record in the shot put that stood for 19 years and went on to play professional baseball with the St. Louis Browns.

**James Cline • 1923-24 • Record at UCLA 2-10-3**



James J. Cline played football at California under Coach Andy Smith in 1918 and 1919 before heading to Westwood to become UCLA's third head coach. Cal won its first Pacific Coast Conference championship in 1918.

**William Spaulding • 1925-38 • Record at UCLA 72-51-8**



Spaulding came to UCLA after serving as the head football coach at the University of Minnesota from 1922 to 1924. Prior to that he had been the head coach of the football, basketball and baseball teams at Western Michigan University (then called Western State Normal School) from 1907-21. His 1935 Bruin team tied for first in the Pacific Coast Conference, UCLA's first league title. Spaulding attended Wabash College in Indiana where he played football and was on a team which defeated Notre Dame. He was inducted into the Wabash Athletic Hall of Fame in 1984.

**Edwin Horrell • 1939-44 • Record at UCLA 24-31-6**




Horrell had been a long-time assistant coach at UCLA from 1926-38 before taking over as head coach in 1939. He played college football at the University of California, where he was an All-American at center in 1924. He played for the Golden Bears from 1922 to 1924 on teams which compiled a record of 26-0-3 under head coach Andy Smith. In 1942, he led the Bruins to the Pacific Coast Conference title and an appearance in the Rose Bowl. His 1942 Bruin team lost to Georgia in the 1943 Rose Bowl. He was the first coach to lead a UCLA team to a win over USC. Horrell was inducted into the College Football Hall of Fame as a player in 1969.

**Bert LaBrucherie • 1945-48 • Record at UCLA 23-16-0**



LaBrucherie played football (halfback) for UCLA from 1926 to 1928. After graduation, he coached football at Los Angeles HS from 1935 to 1944, posting a 60-10-2 record. His 1946 UCLA team lost to Illinois in the 1947 Rose Bowl. After leaving UCLA, he was the head football, track and cross country coach at Caltech from 1949 to 1967. He was inducted into the UCLA Athletics Hall of Fame in 1987.

**Henry R. Sanders • 1949-57 • Record at UCLA 66-19-1**



Sanders was a four-year letterwinner in both football and baseball at Vanderbilt, graduating in 1926. He took on his first coaching assignment as an assistant football coach at Clemson (1927-30). Sanders embarked on his first head job at Riverside Military Academy in 1934 and led it to an undefeated record in 1936. He then returned to the college ranks as an assistant at Florida (1938) and LSU (1939). He became an assistant football coach at Vanderbilt in 1940 and went on to become head coach from 1945-49 where he led Vandy to its first national ranking ever. At UCLA, he led the Bruins to a National Title (1954), four Top 10 rankings, three Pacific Coast Conference (PCC) titles, two Rose Bowls (1953 and 1955 seasons) and a 6-3 record over USC, becoming the first Bruin coach to beat the Trojans in consecutive seasons. He also became the first Bruin coach to win league titles in consecutive seasons (1953-54-55). Sanders is credited with changing the Bruins navy uniform color to a lighter shade of blue and adding stripes to the uniform top.

**George Dickerson • 1958 • Record at UCLA 1-2**



Dickerson attended Fairfax High School in Los Angeles. At UCLA, he lettered in football for three years (playing tackle from 1934-36) and rugby for four. He was also a boxer, and was captain of the 1936 UCLA football team. From 1947-57, he served as an assistant football coach for the Bruins and was a member of the 1954 National Championship team staff.

**William Barnes • 1958-64 • Record at UCLA 31-34-3**



Barnes played college football at the University of Tennessee under coach Robert Neyland. He was a member of the 1939 Tennessee Volunteers football team that went through the regular season without allowing a point to be scored. The team was invited to play in the 1940 Rose Bowl and lost to USC. Barnes served during World War II and earned two Bronze Star Medals, a Silver Star, Legion of Merit and a Philippine Ribbon and earned the rank of Major. He was an assistant coach at Tennessee (1941) and Arkansas (1946-49) before heading west to UCLA and becoming an assistant from 1950-58. He was an assistant coach on the staff of the 1954 UCLA National Championship team. His 1959 and 1961 teams finished first in the AAWU conference. His Bruins lost the 1962 Rose Bowl to Minnesota. Barnes was inducted into the Tennessee Sports Hall of Fame in 2001.

**Tommy Prothro • 1965-70 • Record at UCLA 41-18-3**



Prothro was a member of the Duke University team which played in the 1942 Rose Bowl. He then began a coaching career as an assistant at Western Kentucky. During the war, he served in the Navy and rose to the rank of Lieutenant. He returned to coaching football, working as an assistant to Red Sanders at Vanderbilt (1946-48). He came west with Sanders to become an assistant at UCLA (1949-54) before leaving to become head coach at Oregon State in 1955. He was the head coach of the Beavers from 1955-64 during which time he led the Beavers to the 1957 and 1965 Rose Bowls and saw Terry Baker win the Heisman Trophy in 1962. He returned to UCLA in 1965 to take over as head coach of the Bruins. He led the Bruins to the 1966 Rose Bowl and then saw Gary Beban win the 1967 Heisman. Prothro left UCLA for the NFL to become head coach of the Los Angeles Rams (1971-72) and the San Diego Chargers (1974-78). He entered the UCLA Hall of Fame in 1985, the College Football Hall of Fame in 1991 and the Rose Bowl Hall of Fame in 2016.

**BRUIN PAST HEAD FOOTBALL COACH BIOS****Franklin "Pepper" Rodgers • 1971-73 • Record at UCLA 19-12-1**

Pepper Rodgers played college football at Georgia Tech under head coach Bobby Dodd, where he was a member of the Yellow Jackets' 1952 national championship team. He went on to become an assistant coach at Air Force (1958-59) and Florida (1960-61) before joining the UCLA staff as an assistant in 1965. He left Westwood in 1967 to become head coach at Kansas. He returned to UCLA to become head coach in 1971-73 where he installed the Wishbone offense. In the season-opener in 1972, the Bruins upset two-time defending National Champion Nebraska, snapping the Husker's 32-game winning streak. The Bruins posted a 17-5 record in his last two seasons. After the 1973 season, he left to take over as head coach at his alma mater, Georgia Tech.

**Dick Vermeil • 1974-75 • Record at UCLA 15-5-3**

Dick Vermeil played quarterback at San Jose State University and then coached at the high school and junior college level before taking an assistant's job in 1965 at Stanford. In 1969, he was hired as a special teams coach by the Los Angeles Rams. He then came to UCLA to serve as Offensive Coordinator in 1970. He returned to the Rams in 1971-73 as an assistant before coming back to UCLA as head coach in 1974. The 1975 Bruins tied for the conference title and defeated top-ranked Ohio State in the 1976 Rose Bowl. He left UCLA for the NFL and became head coach of the Philadelphia Eagles (1976-82), St. Louis Rams (1997-99) and Kansas City Chiefs (2001-05). He led the Eagles to the Super Bowl in his final season in Philadelphia and guided the Rams to a Super Bowl win in his final season in St. Louis.

**Terry Donahue • 1976-95 • Record at UCLA 151-74-8**

Terry Donahue played at UCLA (1965-66) as a defensive tackle on the 1966 Rose Bowl-winning team. After graduating from UCLA, he became an assistant coach at Kansas (1968-70). He returned to UCLA as an assistant coach from 1970-75 and was named head coach of the Bruins for the 1976 season. Donahue has the most conference wins of any coach in Conference history (98) and also the most wins in UCLA history (151). He compiled a record of 8-4-1 in bowl games and was the first coach to win a bowl game in seven consecutive seasons. His UCLA teams won or shared five Pacific-10 Conference championships and won three Rose Bowls (1983, 1984, and 1986). Donahue's record was 10-9-1 in the rivalry games against USC. His teams won four New Year's Day bowl games in a row from 1983 to 1986. Donahue was inducted into the College Football Hall of Fame in 2000. He went on to become a football television and radio analyst and to serve as the General Manager of the San Francisco 49ers.

**Bob Toledo • 1996-02 • Record at UCLA 49-32-0**

Bob Toledo played college football for San Jose State (1965) and San Francisco State (1966-67). He began his coaching career in 1969 at Riordan HS in San Francisco. Toledo was named offensive coordinator at UC Riverside in 1973 and then was the head coach from 1974-75. He worked at USC on John Robinson's staff after UCR dropped its football program. In 1979, he became the head coach at the University of Pacific. From 1983 to 1988, he worked on the staff at the University of Oregon before moving on to Texas A&M, starting in 1989. He worked as an offensive coordinator at both programs. He was then hired at UCLA as offensive coordinator for the 1994 season. Toledo was named head coach of the Bruins for the 1996 season. At UCLA, his teams set a school record with 20-straight wins (1997-98) and appeared in the 1999 Rose Bowl. The Bruins tied for the Pac-10 title in 1997 and captured the championship outright in 1998. He went on to become the head coach at Tulane (2007-11) and then worked as a coordinator on the staff at San Diego State before retiring in 2014.

**Karl Dorrell • 2003-07 • Record at UCLA 35-27-0**

Karl Dorrell played on UCLA teams that won the Rose Bowl in 1983, 1984, and 1986. In fact, he caught two touchdown passes in the 1984 Rose Bowl. Dorrell started his coaching career in 1988, as a graduate assistant for Terry Donahue. In 1989, he left UCLA to become receivers coach at Central Florida. In 1990 and 1991, he was offensive coordinator and receivers coach at Northern Arizona. From 1992 to 1993, Dorrell coached receivers at Colorado. In his first year with the Buffs, Charles Johnson and Michael Westbrook, became just the fourth pair of receivers on the same team in NCAA history to each have over 1,000 receiving yards. He served as receivers coach at Arizona State in 1994 before returning to Colorado as receivers coach and offensive coordinator under new head coach Rick Neuheisel. He then followed Neuheisel to Washington in 1999 and assumed the same role for the Huskies. He moved to the NFL as receivers coach with the Denver Broncos from 2000-2002 before being hired as head coach at UCLA. He was named the Pac-10 Co-Coach of the Year in 2005. Dorrell continued his coaching career as an assistant coach at both the college and NFL levels.

**Rick Neuheisel • 2008-11 • Record at UCLA 21-29**

Neuheisel played for Coach Donahue at UCLA and quarterbacked the Bruins to the 1983 conference title and a Rose Bowl win over Illinois in which he was named MVP. He began his coaching career as a graduate assistant with UCLA, where he worked with Troy Aikman. He later became a full-time assistant coach in 1988, and stayed at UCLA through the 1993 season. In 1994, he moved to Colorado, where he served as offensive coordinator in 1994 before becoming head coach from 1995-98. In 1999, he was hired as head coach at Washington where he remained until 2002. The Huskies won the conference title in 2000 and the Rose Bowl against Purdue. From 2005-07, he was an assistant and then offensive coordinator with the NFL's Baltimore Ravens. He left the Ravens to become UCLA's head coach. His 2011 Bruin team won the Pac-12 Conference South Division title. Neuheisel has gone on to serve as a television and radio analyst. He was inducted into the Rose Bowl Hall of Fame in 1999.





## HISTORY

### ALL-TIME ASSISTANT COACH LIST (1953-present)

Name (position coached)	Years on Staff
Nick Aliotti (def. coord./special teams/db)	1998
Foster Andersen (ol/te/db)	1977
Norm Andersen (wr/rb)	1982-86, 1994-95
Steve Axman (off. coord./qb/ol)	1987-88, 2003
Dino Babers (asst. hc/rb/wr)	2004-07
Bill Barnes (ends)	1950-58
John Becker (freshman)	1970
Bob Bergdahl (freshman, running backs)	1958-64
Gary Bernardi (te/ol/special teams)	1994-03
Eric Bieniemy (rb/special teams)	2003-05
Gary Blackney (db)	1978-79
Ken Blair (lb/special teams/wr)	1971-73
Sam Boghosian (guard, center, lb)	1957-64
Alan Borges (off. coord./qb)	1996-00
Tom Bradley (def. coord.)	2015-16
Inoke Breckterfield (dl)	2011
Deke Brackett (backs)	1950-63
Rich Brooks (lb/sp. teams)	1970, 1976
Steve Broussard (rb)	2012-13
Chuck Bullough (lb/def. coord.)	2006-10
Jacob Burney (dl)	1990-92
Tom Cable (off. coord./ol)	2004-05
Jim Camp (off. backs)	1967-69
Ron Caragher (wr/special teams)	1996-02
Norm Chow (off. coord./qb)	2008-10
A.J. Christoff (db)	1990-94
Jim Colletto (asst. hc/ol/te)	1967-68, 1980-81, 2006
Bob Connelly (ol)	2007
John Cooper (db)	1965-66
Larry Coyer (db/lb)	1987-89
Jim Criner (lb/ol/te)	1973-75
Dave Currey (wr)	1989
Jim Dawson (line)	1959-62
Gary DeLoach (secondary/special teams)	2003-07
George Dickerson (line)	1946-57
Terry Donahue (ol)	1971-75
Marc Dove (lb/sp. teams/db)	1996-02
Norman Dow (freshman)	1968-69
Rod Dowhower (off. coord./qb/wr)	1974-75
Earnel Durden (rb/wr)	1969-70
Jon Embree (asst. hc/te/wr)	2003-05
John Farrell (off. backs/blocking backs)	1967-68
Bob Field (asst. hc/def. coord./db/lb/special teams)	1978-79, 1981-00
Jethro Franklin (dl/special teams)	1999
Frank Gansz, Sr. (ol/te)	1976-77
Frank Gansz, Jr. (special teams)	2008-10
Tom Hayes (co. def. coord./db)	1980-88
Tim Hauck (safeties)	2008
Johnny Hermann (freshman, passing game, qb, wr)	1958-64
Todd Howard (asst. hc/dl)	2006-10
Ron Hudson (rb)	1979-81
Jed Hughes (def. coord./dl/lb)	1976-81
Tim Hundley (secondary/lb/special teams)	1990-95, 2009-11
Milt Jackson (ol/te)	1979
John Jardine (ol/te)	1965-69
Don Johnson (dl)	2000-04
Johnny Johnson (freshman, backfield)	1950-64
Mike Johnson (off. coord./wr)	2011
Doug Kay (dl/lb)	1977-79
Larry Kerr (def. coord./lb)	1989, 2003-05
Ed Kezirian (ol/te)	1982-92
Adrian Klemm (assoc. hc, run game coord./ol)	2012-16
Tony Kopay (ol/db)	1965-72
Carnell Lake (secondary)	2009
Clark Lead (lb)	2010-11
R. Todd Littlejohn (db)	2001-02
Jerry Long (ol/dl)	1965-75
Rocky Long (def. coord./lb)	1996-97
Dick Mansperger (line)	1963-64
Larry Marmie (db)	1995
Steve Marshall (ol)	1996
Demetrice Martin (asst. hc, passing game coord., db)	2012-16
Jim Mastro (f back/te)	2011
Tory Matheson (freshman)	1971
Bill Matthews (rb)	1971-78
Noel Mazzone (off. coord./qb)	2012-15
Taylor Mazzone (qb)	2013-15
D.J. McCarthy (wr)	2006
Angus McClure (recruiting coord., te/special teams, ol, dl)	2007, 2011-16
Bob McKittrick (ol/defense/db/lb/dl)	1965-70
Bill McPherson (dl)	1975-77
Mike Mikolayunas (qb, wr)	1979 (Spring)
Reggie Moore (wr)	2008-10
Thurmond Moore (dl)	2005



Homer Smith

Jim Mora (lb)	1974
Wayne Moses (rb)	1990-95, 2008-11
Jim Myers (line)	1949-56
Ray Nagel (backfield)	1955-57
Ron Nay (off. backs)	1971
Rick Neuheisel (wr/qb)	1988-93
Name (position coached)	Years on Staff
Jay Norvell (off. coord./qb)	2007
Wayne Nunnely (dl)	1993-94
Dwain Painter (qb/wr)	1976-78
Bob Palcic (assoc. hc/ol)	1993, 2008-11
John Pearce (qb/dl/special teams)	1999-02
Skip Peete (rb)	1996-97
Carl Peterson (wr/te)	1973-75
Dan Peterson	1958-64
Kennedy Polamalu (rb/off. coord)	2013(bowl)-16
Tommy Prothro	1949-54
Bill Rees (recruiting)	1979-93
Don Riley (ol/special teams)	1976-87, 1995
Greg Robinson (off. coord./ol/te/dl)	1982-89
Pepper Rodgers (off. backs/wr)	1965-66
Al Sandahl (wr/qb)	1979
Brian Schneider (special teams/safeties/lb)	2003-05
Eric Scott (wr)	2007
Kyle Shanahan (grad. asst.)	2003
Mike Sherman (ol)	1994
Rip Scherer (te/sr. assoc. hc)	2016
Ron Siegrist (ol)	1965-68
Kelly Skipper (off. coord./rb/special teams)	1998-02
Homer Smith (off. coord./qb)	1972-73, 1980-86, 1990-93
Phil Snow (def. coord./safeties)	2001-02
Lou Spanos (def. coord.)	2012-13
Lynn Stiles (asst. hc/def. coord./lb/dl)	1971-75
Lew Stueck (lb/dl/defense)	1963-69
Jim Svoboda (off. coord./qb)	2004-06
Howard Tippet (linebackers)	1980
Bob Toledo (off. coordinator)	1994-95
Dick Tomey (def. coord./db/off. backs)	1971-1976
Joe Tresey (def. coord.)	2011
Marques Tuiasosopo (qb/ passing coord./Y receivers)	2012, 2016
Mike Tuiasosopo (olb, special teams)	2014
Terry Tumey (dl/special teams)	1995-98
Jeff Ulbrich (def. coord., spec. teams/lb, asst. head coach)	2012-14
Dick Vermeil (off. coord./qb)	1970
Fred Von Appen (defense)	1970
DeWayne Walker (def. coord./db)	2006-08
Mike Wauffle (dl)	1989
Doug Weaver (asst. hc/def. coord./db/lb)	1971-72
Larry Weaver (db)	1969-70
Mark Weber (ol/special teams)	1997-03
Scott White (lb/special teams)	2015-16
Ted Williams (rb/lb)	1980-89
John Wristen (te/special teams)	2006
Eric Yarber (receivers)	2012-16

## HISTORY

### UCLA HOME ATTENDANCE

Year	Games	Total Attendance	Avg.
2016	6	404,751	67,458
2015	6	401,149	66,858
2014	6	459,901	76,650*
2013	6	421,711	70,285
2012	7	479,370	68,481
2011	6	339,861	56,644
2010	6	362,253	60,376
2009	6	387,283	64,547
2008	7	509,563*	72,795
2007	6	458,271	76,379
2006	7	454,683	64,955
2005	6	385,305	64,218
2004	6	363,092	60,515
2003	6	339,813	56,636
2002	6	392,375	65,396
2001	5	333,067	66,613
2000	7	470,961	67,280
1999	6	298,951	49,825
1998	5	368,547	73,709
1997	6	327,531	54,589
1996	5	287,660	57,532
1995	6	294,643	49,107
1994	6	308,375	51,396
1993	6	301,478	50,246
1992	6	295,561	49,260
1991	5	245,760	49,152
1990	6	327,619	54,603

Year	Games	Total Attendance	Avg.
1989	6	324,718	54,120
1988	7	442,850	63,264
1987	6	334,133	55,689
1986	6	364,368	60,728
1985	4	211,751	52,938
1984	7	374,047	53,435
1983	4	215,293	53,823
1982	6	352,284	58,714
1981	5	260,595	52,119
1980	5	265,796	53,159
1979	7	330,690	47,241
1978	6	303,276	50,546
1977	6	283,904	47,317
1976	6	288,032	48,005
1975	7	296,481	42,354
1974	5	234,056	46,816
1973	6	239,375	39,896
1972	7	339,736	48,534
1971	6	241,630	40,282
1970	5	267,974	53,595
1969	5	246,264	49,253
1968	5	234,118	46,824
1967	6	339,705	56,619
1966	6	272,150	45,358
1965	4	218,106	54,526
1964	4	163,223	40,806
1963	6	221,867	36,977

Year	Games	Total Attendance	Avg.
1962	6	232,045	38,674
1961	6	205,388	34,231
1960	6	216,271	36,045
1959	8	304,530	38,066
1958	6	207,522	34,587
1957	6	262,847	43,807
1956	6	250,864	41,811
1955	6	392,848	65,474
1954	5	312,043	62,409
1953	7	351,883	50,269
1952	6	284,422	47,404
1951	6	247,709	41,284
1950	6	220,694	36,783
1949	6	270,786	45,131
1948	7	312,361	44,623
1947	6	418,874	69,812
1946	7	426,196	60,885
1945	8	398,034	49,629
1944	7	214,733	30,676
1943	6	140,083	23,347
1942	9	350,536	38,948
1941	8	294,676	36,834
1940	9	400,987	50,123

\* indicates school record

### TOP CROWDS (1944-Present)

In 1996, UCLA played before the two largest crowds in school history. Since 1944, the Bruins have played before 85,000 or more fans on numerous times, topped by Tennessee's crowd of 106,297 in 1996. In 1982, for the first time in school history, UCLA had two crowds of better than 100,000 and three of better than 95,000.

- 106,297 — Tennessee '96
- 106,011 — Michigan '96
- 105,464 — Ohio State ('76 RB)
- 105,413 — Michigan '82
- 104,992 — Michigan '90
- 104,991 — Michigan ('83 RB)
- 103,292 — Iowa ('86 RB)
- 103,217 — Illinois ('84 RB)
- \*102,548 — USC '54
- 102,239 — Tennessee '09
- \*102,050 — USC '47
- 101,437 — Texas '10
- 101,237 — Wisconsin ('94 RB)
- 100,809 — Michigan State ('56 RB)
- †100,741 — USC '88
- 100,443 — at Texas A&M '16
- \*100,333 — USC (2) '45
- 100,087 — Michigan State ('66 RB)
- †98,370 — USC '86
- \*98,321 — USC '46
- 98,214 — Minnesota ('62 RB)
- 98,088 — USC '90
- \*96,869 — USC '52
- 97,117 — Tennessee '91
- 96,000 — Michigan State ('54 RB)
- \*95,879 — USC '55
- †95,763 — USC '82
- 94,370 — Tennessee '85
- \*94,085 — USC '65
- 93,872 — Wisconsin ('99 RB)
- #93,607 — USC '11
- \*93,458 — USC '93
- 93,283 — Ohio State '99
- \*93,172 — USC '03
- #92,962 — St. Mary's '46
- \*92,516 — USC '87
- \*92,000 — USC '05
- †91,815 — USC '94
- \*91,553 — USC '07
- 91,471 — Nebraska '13
- \*91,384 — USC '99

- \*91,363 — USC '95
- \*91,350 — USC '97
- †91,084 — USC '02
- \*90,814 — USC '69
- \*90,772 — USC '67
- †90,622 — USC '06
- \*90,519 — USC '76
- \*90,387 — USC '78
- †90,096 — USC '84
- \*90,064 — USC '85
- \*89,432 — USC '81
- 89,177 — Michigan '71
- \*89,131 — Stanford '46
- 88,821 — Illinois ('47 RB)
- †88,804 — Michigan '00
- \*88,588 — USC '01
- †88,442 — USC '04
- 88,214 — USC '79
- 88,084 — Ohio State '80
- †88,080 — USC '98

- \*88,038 — USC '73
- 87,969 — Ohio State '76
- †87,790 — USC '08
- #87,728 — Iowa '47
- \*86,740 — USC '62
- \*86,672 — USC '89
- # 86,168 — USC '77
- #86,037 — USC '13
- †86,000 — Oregon State '80
- \*85,917 — USC '59
- 85,897 — Tennessee '78
- #85,713 — USC '09
- †85,697 — Washington '97
- \* 85,366 — USC '53

#### LEGEND

- \*Coliseum day games.
- #Coliseum night games.
- \*\*\*Coliseum twilight games.
- †Rose Bowl day games.
- ‡Mirage Bowl, Tokyo, Japan



Rose Bowl

# HISTORY

## UCLA FOOTBALL'S TELEVISION HISTORY

2016 — at Texas A&M (CBS) 24-31 at UNLV (P12) 42-21 at BYU (ESPN2) 17-14 Stanford (ABC) 13-22 Arizona (ESPN) 45-24 at Arizona State (ESPN2) 20-23 at Washington State (ESPN) 21-27 Utah (FOX) 45-52 at Colorado (FS1) 10-20 Oregon State (P12) 38-24 USC (ESPN) 14-36 at Cal (ESPN2) 10-36	2008 — Tennessee (ESPN) 27-24 Brigham Young (Versus) 0-59 Arizona (FSN) 10-31 Fresno State (ABC/R) 31-36 Washington State (FSNPT) 28-3 Oregon (FSN) 24-31 Stanford (FSNW) 23-20 California (ABC/R) 20-41 Oregon State (FSNPT) 6-34 Washington (FSN) 27-7 Arizona State (ESPN2) 9-34 USC (ABC/N) 7-28	Oregon State (FSNW2) 38-44 Arizona (ABC/R) 27-24 Stanford (Fox Synd.) 37-35 Washington (ABC/R) 28-35 USC (FSNW2) 35-38 Wisconsin, Sun Bowl (CBS) 20-21	1990 — Oklahoma (ABC/N) 14-34 Stanford (Prime/Pac-10) 32-31 Michigan (ABC/N) 15-38 Wash. State (ESPN) 30-20 Arizona (ABC/SN) 21-28 San Diego St. (Prime) 45-31 Oregon State (Prime) 26-17 Washington (ABC/SN) 25-22 USC (ABC/N) 42-45	1970 — USC (ABC/N) 45-20 1969 — California (ABC/N) 32-0 USC (ABC/N) 12-14 1968 — Penn State (ABC/R) 6-21 USC (ABC/N) 16-28 1967 — USC (ABC/N) 20-21 Washington (ABC/N) 24-15 USC (ABC/N) 14-7 1965 — Stanford (ABC/R) 30-13 Michigan St., Rose Bowl (NBC) 14-12 1964 — Pittsburgh (ABC/N) 17-12 USC (NBC/R) 13-34 1963 — none 1962 — Stanford (CBS/R) 7-17 Syracuse (CBS/N) 7-12 1961 — Minnesota, Rose Bowl (NBC) 3-21 1960 — Duke (ABC/N) 27-6 1959 — Washington (NBC/R) 7-23 Syracuse (NBC/N) 8-36 1958 — Washington (NBC/R) 20-0 1957 — Washington (NBC/R) 19-0 1956 — Michigan (NBC/R) 13-42 USC (NBC/N) 7-10 1955 — College of Pacific (R) 34-0 USC (NBC/N) 17-7 Michigan St., Rose Bowl (NBC) 14-17 1954 — none 1953 — USC (NBC/N) 13-0 Michigan St., Rose Bowl (NBC) 20-28 1952 — USC (NBC/N) 12-14 1948 — USC (KLAC) 13-20
2015 — Virginia (FOX) 34-16 at UNLV (CBSSN) 37-3 BYU (FS1) 24-23 at Arizona (ESPN) 56-30 Arizona State (FOX) 23-38 at Stanford (ESPN) 35-56 Cal (ESPN) 40-24 Colorado (P12) 35-31 at Oregon State (P12) 41-0 Washington State (ESPN) 27-31 at Utah (FOX) 17-9 at USC (ABC) 21-40 Nebraska (ESPN) 29-37	2007 — Stanford (FSN) 45-17 Brigham Young (Versus) 27-17 Utah (Versus) 6-44 Washington (FSN) 44-31 Oregon State (FSN) 40-14 Notre Dame (ABC/R) 6-20 California (ABC/R) 30-21 Washington State (FSN) 7-27 Arizona (ABC/R) 27-34 Arizona State (ABC/R) 20-24 Oregon (ABC/R) 16-0 USC (ABC/N) 7-24 Brigham Young (ESPN/N) 16-17	1999 — Boise State (FSNW2) 38-7 Ohio State (ABC/SN) 20-42 Fresno State (FSNW2) 35-21 Arizona State (ABC/R) 27-28 Oregon (Fox Cable) 34-29 California (ABC/R) 0-17 Oregon State (Fox Synd.) 7-55 Arizona (FSNW2) 7-33 Washington (ABC/R) 23-20 USC (ABC/R) 7-17	1989 — Tennessee (Prime) 6-24 Michigan (ABC/N) 23-24 Arizona State (ESPN) 33-14 Arizona (ABC/SN) 7-42 Oregon State (ABC/SN) 17-18 Washington (ABC/N) 27-28 Oregon (Prime) 20-38 USC (ABC/N) 10-10	1963 — none 1962 — Stanford (CBS/R) 7-17 Syracuse (CBS/N) 7-12 1961 — Minnesota, Rose Bowl (NBC) 3-21 1960 — Duke (ABC/N) 27-6 1959 — Washington (NBC/R) 7-23 Syracuse (NBC/N) 8-36 1958 — Washington (NBC/R) 20-0 1957 — Washington (NBC/R) 19-0 1956 — Michigan (NBC/R) 13-42 USC (NBC/N) 7-10 1955 — College of Pacific (R) 34-0 USC (NBC/N) 17-7 Michigan St., Rose Bowl (NBC) 14-17 1954 — none 1953 — USC (NBC/N) 13-0 Michigan St., Rose Bowl (NBC) 20-28 1952 — USC (NBC/N) 12-14 1948 — USC (KLAC) 13-20
2014 — at Virginia (ESPN) 28-20 Memphis (P12) 42-35 v. Texas (FOX) 20-17 at Arizona State (FS1) 62-27 Utah (ESPN) 28-30 Oregon (FOX) 30-42 at California (ABC) 36-34 at Colorado (P12) 40-37 at Arizona (ESPN) 17-7 at Washington (FS1) 44-30 USC (ABC) 38-20 Stanford (ABC) 10-31 Kansas State (ESPN) 40-35	2006 — Utah (FSN) 31-10 Rice (FSNPT) 26-16 Washington (TBS) 19-29 Stanford (FSN) 31-0 Arizona (FSNPT) 27-7 Oregon (ABC/R) 20-30 Notre Dame (NBC/N) 17-20 Washington State (ABC/R) 15-37 California (ABC/R) 24-38 Oregon State (FSNPT) 25-7 Arizona State (FSN) 24-12 USC (ABC/N) 13-9 Florida State (ESPN) 27-44	1998 — Texas (ABC/R) 49-31 Houston (FX) 42-24 Wash. St. (ABC/R) 49-17 Arizona (Fox Cable) 52-28 Oregon (ABC/R) 41-38 (ot) California (ABC/R) 28-16 Stanford (FX) 28-24 Oregon St. (Fox Synd.) 41-34 Washington (ABC/R) 36-24 USC (ABC/R) 34-17 Miami (ESPN) 45-49 Wisconsin, Rose Bowl (ABC) 31-38	1988 — San Diego State (Prime) 59-6 Nebraska (ABC/N) 41-28 Long Beach State (Prime) 56-3 Washington (ABC/N) 24-17 Oregon State (Prime) 38-21 Arizona (ABC/SN) 24-3 Wash. St. (ABC/N) 30-34 Oregon (ABC/N) 16-6 USC (ABC/N) 22-31 Arkansas, Cotton Bowl (CBS) 17-3	1955 — College of Pacific (R) 34-0 USC (NBC/N) 17-7 Michigan St., Rose Bowl (NBC) 14-17 1954 — none 1953 — USC (NBC/N) 13-0 Michigan St., Rose Bowl (NBC) 20-28 1952 — USC (NBC/N) 12-14 1948 — USC (KLAC) 13-20
2013 — Nevada (P12) 58-20 Nebraska (ABC) 41-21 New Mexico State (P12) 59-13 Utah (FS1) 34-27 California (ESPN2) 37-10 Stanford (ABC) 10-24 Oregon (ESPN) 14-42 Colorado (FS1) 45-23 Arizona (ESPN) 31-26 Washington (ESPN2) 41-31 Arizona State (FOX) 33-38 USC (ABC) 35-14 Virginia Tech (CBS) 42-12	2005 — San Diego State (ESPN2) 44-21 Rice (FSNW2) 63-21 Oklahoma (ABC/R) 41-24 Washington (FSNW2) 21-17 California (TBS) 47-40 Washington State (FSN) 44-41 (ot) Oregon State (TBS) 51-28 Stanford (FSN) 30-27 (ot) Arizona (FSNW2) 14-52 Arizona State (ABC/R) 45-35 USC (ABC/N) 19-66 Northwestern (CBS) 50-38	1997 — Wash. St. (ABC/R) 34-37 Tennessee (ABC/SN) 24-30 Texas (ABC/R) 66-3 Arizona (Fox Cable) 40-27 Houston (FSW2) 66-10 Oregon (FX) 39-31 Oregon St. (Fox Synd.) 34-10 Stanford (Fox Synd.) 27-7 Washington (ABC/R) 52-28 USC (ABC/R) 31-24 Texas A&M, Cotton Bowl (CBS) 29-23	1987 — San Diego St. (Local/PPV) 47-14 Nebraska (ESPN) 33-42 Arizona (ABC/SN) 34-24 Stanford (ABC/SN) 49-0 Oregon (Local) 41-10 Arizona State (ABC/N) 31-23 Washington (ABC/SN) 47-14 USC (ABC/N) 13-17 Florida, Aloha Bowl (ABC) 20-16	1955 — College of Pacific (R) 34-0 USC (NBC/N) 17-7 Michigan St., Rose Bowl (NBC) 14-17 1954 — none 1953 — USC (NBC/N) 13-0 Michigan St., Rose Bowl (NBC) 20-28 1952 — USC (NBC/N) 12-14 1948 — USC (KLAC) 13-20
2012 — Rice (CBSSN) 49-24 Nebraska (FOX) 36-30 Houston (P12) 37-6 Oregon State (ABC/ESPN2) 20-27 Colorado (P12) 42-14 California (P12) 17-43 Utah (FOX) 21-14 Arizona State (FX) 45-43 Arizona (P12) 66-10 Washington State (ESPN2) 44-36 USC (FOX) 38-28 Stanford (FOX) 17-35 Stanford (FOX) 24-27 Baylor (ESPN) 26-49	2004 — Oklahoma State (ABC/R) 20-31 Illinois (ABC/SN) 35-17 Washington (ABC/R) 37-31 San Diego State (FSNW2) 33-10 Arizona (FSN) 37-17 California (TBS) 28-45 Arizona State (ABC/R) 42-48 Stanford (FSN) 21-0 Oregon (ABC/R) 34-26 USC (ABC/N) 24-29 Wyoming (ESPN) 21-24	1996 — Tennessee (CBS/N) 20-35 Michigan (ABC/R) 9-38 Oregon (Fox Cable) 41-22 Arizona St. (ABC/R) 34-42 Washington (Fox Synd.) 21-41 California (Fox Synd.) 38-29 Stanford (Fox Cable/FX) 20-21 Wash. St. (ABC/R) 38-14 Arizona (ABC/R) 17-35 USC (ABC/R) 48-41 2ot	1986 — Oklahoma (ABC/N) 3-38 Long Beach State (Prime) 41-23 Arizona State (CBS/SN) 9-16 Arizona (CBS/SN) 32-25 Stanford (CBS/SN) 23-28 Washington (CBS/SN) 17-17 USC (Prime/PPV) 45-25 BYU, Freedom Bowl (Mizlou) 31-10	1955 — College of Pacific (R) 34-0 USC (NBC/N) 17-7 Michigan St., Rose Bowl (NBC) 14-17 1954 — none 1953 — USC (NBC/N) 13-0 Michigan St., Rose Bowl (NBC) 20-28 1952 — USC (NBC/N) 12-14 1948 — USC (KLAC) 13-20
2011 — Houston (FSN) 34-38 San Jose State (FSN West) 27-17 Texas (ABC/R) 20-49 Oregon State (FSNPT) 27-19 Stanford (FSN) 19-45 Washington State (FSN) 28-25 Arizona (ESPN) 12-48 California (FSNPT) 31-14 Arizona State (Versus) 29-28 Utah (FSNPT) 6-31 USC (FSN) 0-50 Oregon (FOX) 31-49 Illinois (ESPN) 14-20	2003 — Colorado (ABC/SN) 14-16 Illinois (ABC/R) 6-3 Oklahoma (ABC/R) 24-59 San Diego State (FSNW2) 20-10 Washington (FSN) 46-16 Arizona (FSN) 24-21 California (ABC/R) 23-20 (ot) Arizona State (FSN) 20-13 Stanford (FSN) 14-21 Washington State (ABC/R) 13-31 USC (ABC/R) 22-47 Fresno State (ESPN2) 9-17	1995 — Miami (ABC/SN) 31-8 BYU (ABC/R) 23-9 Oregon (ABC/R) 31-38 Wash. St. (ABC/R) 15-24 Fresno St. (Prime) 45-21 Oregon (FSN) 17-10 Stanford (ABC/R) 42-28 California (Prime/Pac-10) 33-16 Arizona St. (Prime/Pac-10) 33-37 USC (ABC/SN) 24-20 Kansas, Aloha Bowl (ABC), 30-51	1985 — BYU (ESPN) 27-24 Tennessee (ABC/N) 26-26 Washington (CBS/R) 14-21 Arizona State (CBS/R) 40-17 Stanford (CBS/R) 34-9 Washington State (KNBC) 31-20 California (TBS) 34-7 Iowa, Rose Bowl (NBC) 45-28	1955 — College of Pacific (R) 34-0 USC (NBC/N) 17-7 Michigan St., Rose Bowl (NBC) 14-17 1954 — none 1953 — USC (NBC/N) 13-0 Michigan St., Rose Bowl (NBC) 20-28 1952 — USC (NBC/N) 12-14 1948 — USC (KLAC) 13-20
2010 — Kansas State (ABC/R) 22-31 Stanford (ESPN) 0-35 Houston (FSN) 31-13 Texas (ABC/N) 34-12 Washington State (FSNPT) 42-28 California (FSN) 7-35 Oregon (ESPN) 13-60 Arizona (FSN) 21-29 Oregon State (Versus) 17-14 Washington (ESPN) 7-24 Arizona State (FSN) 34-55 USC (FSN) 14-28	2002 — Colorado State (FSN) 30-19 Oklahoma State (FSN) 38-24 Colorado (ABC/R) 17-31 San Diego State (ESPN2) 43-7 Oregon State (ABC/R) 43-35 Oregon (ABC/R) 30-31 California (TBS) 12-17 Stanford (FSN) 28-18 Washington (TBS) 34-24 Arizona (FSN 2) 37-7 USC (ABC/R) 21-52 Washington State (ABC/N) 27-48	1994 — Tennessee (ABC/SN) 25-23 SMU (Prime) 17-10 Nebraska (ABC/SN) 21-49 Wash. St. (Prime/Pac-10) 0-21 Washington (ABC/SN) 10-37 California (ABC/SN) 7-26 Oregon St. (Prime) 14-23 Arizona (ABC/SN) 24-34 Arizona St. (ESPN) 59-23 USC (ABC/SN) 31-19	1984 — Nebraska (CBS/N) 3-42 Stanford (Metro) 21-23 California (CBS/N) 17-14 Arizona State (CBS/R) 21-13 Oregon (Metro) 18-20 USC (CBS/N) 29-10 Miami, Fiesta Bowl (NBC) 39-37	1955 — College of Pacific (R) 34-0 USC (NBC/N) 17-7 Michigan St., Rose Bowl (NBC) 14-17 1954 — none 1953 — USC (NBC/N) 13-0 Michigan St., Rose Bowl (NBC) 20-28 1952 — USC (NBC/N) 12-14 1948 — USC (KLAC) 13-20
2009 — San Diego State (FS West) 33-14 Tennessee (ESPN) 19-15 Kansas State (FSN) 23-9 Stanford (ABC/R) 16-24 Oregon (ABC/R) 10-24 California (ABC/R) 26-45 Arizona (FSNPT) 13-27 Washington (FSNPT) 24-23 Washington State (FCS) 43-7 Arizona State (FSN) 23-13 USC (FSN) 7-28 Temple (ESPN) 30-21	2001 — Alabama (ESPN) 20-17 Kansas (FSN) 41-17 Ohio State (ABC/SN) 13-6 Oregon State (ABC/R) 38-7 Washington (ABC/SN) 35-13 California (FSN) 56-17 Stanford (ABC/R) 28-38 Washington State (Fox Synd.) 14-20 Oregon (ABC/R) 20-21 USC (FSN) 0-27 Arizona State (FSNW2) 52-42	1993 — California (Prime) 25-27 Nebraska (ABC/SN) 13-14 Stanford (ABC/SN) 28-25 San Diego State (ESPN) 52-13 BYU (Prime) 68-14 Washington (ABC/SN) 39-25 Oregon St. (Prime/Pac-10) 20-17 Arizona (ESPN) 37-17 Wash. St. (ABC/SN) 40-27 Arizona St. (Prime/Pac-10) 3-9 USC (ABC/SN) 27-21 Wisconsin, Rose Bowl (ABC) 16-21	1983 — Georgia (ABC/N) 8-19 Arizona State (CBS/R) 26-26 Washington (ABC/R) 27-24 Arizona (CBS/N) 24-27 Illinois, Rose Bowl (NBC) 45-9	1955 — College of Pacific (R) 34-0 USC (NBC/N) 17-7 Michigan St., Rose Bowl (NBC) 14-17 1954 — none 1953 — USC (NBC/N) 13-0 Michigan St., Rose Bowl (NBC) 20-28 1952 — USC (NBC/N) 12-14 1948 — USC (KLAC) 13-20
		1992 — CS Fullerton (Prime) 37-14 San Diego State (ABC/SN) 35-7 Arizona (Prime/Pac-10) 3-23 Stanford (ESPN) 9-19 Wash. St. (ABC/SN) 17-30 Arizona State (Prime) 0-20 USC (ESPN) 38-37	1982 — Michigan (KCBS) 31-27 Washington (CBS/N) 7-10 USC (ABC/R) 20-19 Michigan, Rose Bowl (NBC) 24-14	1955 — College of Pacific (R) 34-0 USC (NBC/N) 17-7 Michigan St., Rose Bowl (NBC) 14-17 1954 — none 1953 — USC (NBC/N) 13-0 Michigan St., Rose Bowl (NBC) 20-28 1952 — USC (NBC/N) 12-14 1948 — USC (KLAC) 13-20
		1991 — BYU (Prime) 27-23 Tennessee (TBS/N) 16-30 San Diego State (ESPN) 37-12 California (ABC/SN) 24-27 Arizona (Prime) 54-14 Oregon St. (Prime/Pac-10) 44-7 Arizona State (ABC/SN) 21-16 Wash. St. (Prime/Pac-10) 44-3 Stanford (Prime/Pac-10) 10-27 Oregon (ABC/SN) 16-7 USC (Prime) 24-21 Illinois, Hancock Bowl (CBS/N) 6-3	1981 — Iowa (KTLA) 7-20 Wash. St. (ABC/R) 17-17 USC (ABC/N) 21-22	1955 — College of Pacific (R) 34-0 USC (NBC/N) 17-7 Michigan St., Rose Bowl (NBC) 14-17 1954 — none 1953 — USC (NBC/N) 13-0 Michigan St., Rose Bowl (NBC) 20-28 1952 — USC (NBC/N) 12-14 1948 — USC (KLAC) 13-20
			1980 — Ohio State (ABC/R) 17-0 USC (ABC/N) 20-17 Oregon State (KTLA) 34-3	1955 — College of Pacific (R) 34-0 USC (NBC/N) 17-7 Michigan St., Rose Bowl (NBC) 14-17 1954 — none 1953 — USC (NBC/N) 13-0 Michigan St., Rose Bowl (NBC) 20-28 1952 — USC (NBC/N) 12-14 1948 — USC (KLAC) 13-20
			1979 — Ohio State (ABC/N) 13-17 Washington (ABC/R) 14-34 USC (KABC) 14-45	1955 — College of Pacific (R) 34-0 USC (NBC/N) 17-7 Michigan St., Rose Bowl (NBC) 14-17 1954 — none 1953 — USC (NBC/N) 13-0 Michigan St., Rose Bowl (NBC) 20-28 1952 — USC (NBC/N) 12-14 1948 — USC (KLAC) 13-20
			1978 — Washington (ABC/N) 10-7 California (ABC/N) 45-0 USC (ABC/R) 10-17 Arkansas, Fiesta Bowl (NBC) 10-10	1955 — College of Pacific (R) 34-0 USC (NBC/N) 17-7 Michigan St., Rose Bowl (NBC) 14-17 1954 — none 1953 — USC (NBC/N) 13-0 Michigan St., Rose Bowl (NBC) 20-28 1952 — USC (NBC/N) 12-14 1948 — USC (KLAC) 13-20
			1977 — Houston (ABC/N) 13-17 USC (ABC/R) 27-29	1955 — College of Pacific (R) 34-0 USC (NBC/N) 17-7 Michigan St., Rose Bowl (NBC) 14-17 1954 — none 1953 — USC (NBC/N) 13-0 Michigan St., Rose Bowl (NBC) 20-28 1952 — USC (NBC/N) 12-14 1948 — USC (KLAC) 13-20
			1976 — Arizona State (ABC/N) 28-10 Ohio State (ABC/N) 10-10 USC (ABC/R) 14-24 Alabama, Liberty Bowl (ABC) 6-36	1955 — College of Pacific (R) 34-0 USC (NBC/N) 17-7 Michigan St., Rose Bowl (NBC) 14-17 1954 — none 1953 — USC (NBC/N) 13-0 Michigan St., Rose Bowl (NBC) 20-28 1952 — USC (NBC/N) 12-14 1948 — USC (KLAC) 13-20
			1975 — Tennessee (ABC/R) 34-28 Ohio State (ABC/N) 20-41 USC (ABC/N) 25-22 Ohio State, Rose Bowl (NBC) 23-10	1955 — College of Pacific (R) 34-0 USC (NBC/N) 17-7 Michigan St., Rose Bowl (NBC) 14-17 1954 — none 1953 — USC (NBC/N) 13-0 Michigan St., Rose Bowl (NBC) 20-28 1952 — USC (NBC/N) 12-14 1948 — USC (KLAC) 13-20
			1974 — Tennessee (ABC/N) 17-17 USC (ABC/N) 9-34	1955 — College of Pacific (R) 34-0 USC (NBC/N) 17-7 Michigan St., Rose Bowl (NBC) 14-17 1954 — none 1953 — USC (NBC/N) 13-0 Michigan St., Rose Bowl (NBC) 20-28 1952 — USC (NBC/N) 12-14 1948 — USC (KLAC) 13-20
			1973 — Nebraska (ABC/N) 13-40 Oregon (ABC/R) 27-7 USC (ABC/N) 13-23	1955 — College of Pacific (R) 34-0 USC (NBC/N) 17-7 Michigan St., Rose Bowl (NBC) 14-17 1954 — none 1953 — USC (NBC/N) 13-0 Michigan St., Rose Bowl (NBC) 20-28 1952 — USC (NBC/N) 12-14 1948 — USC (KLAC) 13-20
			1972 — USC (ABC/N) 7-24	1955 — College of Pacific (R) 34-0 USC (NBC/N) 17-7 Michigan St., Rose Bowl (NBC) 14-17 1954 — none 1953 — USC (NBC/N) 13-0 Michigan St., Rose Bowl (NBC) 20-28 1952 — USC (NBC/N) 12-14 1948 — USC (KLAC) 13-20
			1971 — Texas (ABC/R) 10-28 USC (ABC/N) 7-7	1955 — College of Pacific (R) 34-0 USC (NBC/N) 17-7 Michigan St., Rose Bowl (NBC) 14-17 1954 — none 1953 — USC (NBC/N) 13-0 Michigan St., Rose Bowl (NBC) 20-28 1952 — USC (NBC/N) 12-14 1948 — USC (KLAC) 13-20

UCLA FOOTBALL TRADITIONS



Honorary Captain Gary Beban (16) with Logan Paulsen (86), Terrence Austin (4), Reggie Carter (51) and Alterraun Verner (1)

THE VICTORY BELL

The winner of the annual USC-UCLA football game is given the Victory Bell. The 295-pound bell originally hung atop a Southern Pacific freight locomotive. It was given to UCLA in 1939 as a gift from the UCLA Alumni Association. For the next two seasons, cheerleaders rang the bell after each Bruin point.

At the opening game of the 1941 UCLA football season, six members of a USC fraternity mixed in among the Bruin supporters and after the game helped them load the Bell onto a waiting truck which was bound for Westwood. While the Bruin well-wishers were searching for the missing keys to the truck, the Trojan supporters drove off with the bell. The bell remained hidden for more than a year in various locations.

The controversy quieted somewhat until a picture of the bell was featured in a USC publication. This action re-ignited the rivalry, as students from UCLA retaliated by painting the Tommy Trojan statue on the USC campus. Trojan students then acted by burning their school's initials on several UCLA lawns. Police and school administrators had to be called to help quell the uprisings.

On Nov. 12, 1942, the bell was wheeled in front of Tommy Trojan and the student body presidents of both institutions signed an agreement stating that thereafter the annual winner of the rivalry football game would keep possession of the bell for the next year. In that first season on the gridiron following the pact, the Bruins, under the direction of coach Edwin Horrell, defeated the Trojans, 14-7, to mark the first-ever Bruin win in the series. Later that season, the Bruin team went on to make its first ever post-season appearance in the 1943 Rose Bowl game.

HONORARY CAPTAINS

For each UCLA home game, UCLA honors a star from its past as an Honorary Captain. The selected Bruin alum speaks to the football team on Friday, stays at the team hotel on Friday night, is on the sideline prior to and during the game and participates in the pre-game coin flip with the Bruin captains.

Bruin standouts who have participated as an Honorary Captain include: three-time consensus All-Americans and College Football Hall of Fame members Kenny Easley and Jerry Robinson; 1967 Heisman Trophy winner and College Football Hall of Fame member Gary Beban; former head coach and College Football Hall of Fame member Terry Donahue; James Washington, Bruin All-American and two-time Super Bowl champion; and Billy Kilmer, also in the College Football Hall of Fame, just to name a few.

THE ORIGIN OF THE BRUIN MASCOTS

The first athletic mascot for UCLA teams appeared as the result of spirited student demand. In the 1930's, a live bear and its trainer were rented by Associated Students to appear at all UCLA home football games. However, wild animals became increasingly difficult to handle in a large crowd, and the Coliseum outlawed their appearances.

UCLA was without a mascot again until the early 1950's, when student and alumni united to bring "Little Joe Bruin" to Westwood. Only six months of age during the football season, this first official "Little Joe" was a Himalayan bear cub from India. However, after a short time he grew too large and was transferred to a circus.

The first "Josephine" arrived in 1961, after a long search to fill "Little Joe Bruin's" place. She was purchased by the alumni, and was kept in the backyard of the Rally Committee chairman. She also grew too large and was soon moved to the San Diego Zoo.

The difficulty in obtaining and caring for live bears eventually led to the appearance of costumed student mascots. In the mid-1960's several male students were selected to take turns playing the part of Joe Bruin. In 1967, the first female to become a UCLA mascot created the role of Josephine Bruin and joined Joe at athletic events. The various versions of the duo have been a fixture on the UCLA sporting scene ever since that time.

THE ORIGIN OF THE "UCLA BRUIN"

Back in 1919 UCLA was known as the "Southern Branch" of the University of California. The UCLA football team, playing its first season, was then known as the "Cubs" owing to their younger relationship to the California Bears in Berkeley.

In 1923, under new coach Jimmie Cline, the football team adopted the name "Grizzlies" instead of Cubs. In 1925, Bill Spaulding came west from the University of Minnesota to help upgrade the football program. In 1928, the Grizzlies joined the Pacific Coast Conference. However, there was a problem with the nickname, since the University of Montana, also a member of the PCC at the time, had prior rights to the nickname "Grizzlies". UCLA, which had changed its name from the Southern Branch in 1927, became the "Bruins" in 1928 and has been recognized as such ever since.

FOOTBALL TRADITIONS/FACTS

At every home game, the Bruin players and coaches walk through the fans tailgating in Area H prior to entering the Rose Bowl.


UCLA is the only school in the Pac-12 to produce a three-time consensus All-American in football - Jerry Robinson (1976-77-78) and Kenny Easley (1978-79-80).

UCLA is always well-represented in the National Football League. The current group of Bruin pros is led by Pro Bowl tight end Marcedes Lewis, Super Bowl champ Matthew Slater and linebacker standouts Anthony Barr and Eric Kendricks.

Super Bowl champions Troy Aikman, Jonathan Ogden, Carnell Lake and Roman Phifer are just a few of the UCLA alumni who have starred in the NFL.

Easley is the latest Bruin to be inducted into the Pro Football Hall of Fame (Class of 2017). Ogden was a member of the 2013 Pro Football Hall of Fame Class and was also the fourth Bruin in a six year stretch to be selected to the National Football Foundation Hall of Fame (Troy Aikman in 2008, Cross in 2010, Ogden in 2012, John Sciarra in 2014). There are 15 Bruins (12 players, three coaches) in the College Hall.

ALL-TIME LETTERWINNERS LIST



Rick Bashore, 1976-79

**A**  
 Abbott, Andrew 2009-10-11-12  
 Abdellatif, Hazem '89  
 Abdul-Azziz, Ali '97-98-99  
 Abdul-Jabbar, Karim '92-94-95  
 Abdul-Salaam, Kusanti '93-94-95-96  
 Abraham, Brian 2004-05-06-07  
 Abrams, Leslie '20  
 Adams, Bryan '90-91-93-94  
 Adams, Chuck '86  
 Adams, Ishmael 2013-14-15-16  
 Adams, Tom '55  
 Adkins, Bryce '76-77  
 Adkins, James '28  
 Agajanian, Larry '66-67-68  
 Agnew, James '43  
 Aikman, Troy '87-88  
 Akers, Arthur '77-78-79-80  
 Albany, Tony '60  
 Alder, Eugene '39-40-41  
 Aldrich, Troy '93  
 Ale, Arnold '90-91-92  
 Alexander, Chris '91-92  
 Alexander, Jim '84-85-86  
 Alexander, Kelton '84-86-87-88  
 Alexander, Kermit '60-61-62  
 Alexander, Kirk '83-84-85-86  
 Allen, Brian '90-91-92-93  
 Allen, Damien '97  
 Allen, David 2009-10-11-12  
 Allen, Dick '60-61-62  
 Allen, Jimmy '72-73  
 Allington, Robert '34  
 Almqvist, Glen '57-58-59  
 Altenberg, Kurt '63-64-65  
 Alumbaugh, Dennis '68-69  
 Amundson, Matt 2003  
 Andersen, Chris '93-94  
 Andersen, Foster '59-60-61  
 Andersen, Norm '73-74-75  
 Anderson, Aaron '91-92-93-94  
 Anderson, Art '40-41  
 Anderson, Avery '92-93-94-95  
 Anderson, Dave '48  
 Anderson, Ed '99-00-01  
 Anderson, Marques '97-98-00-01  
 Anderson, Theo '93  
 Anderson, Wilbert '56  
 Anderson, Willie '84-85-86-87  
 Andrasick, Greg '94-95-96  
 Andrews, Bob '43  
 Andrews, Danny '81-82-83-84

Andrews, Darren 2013,15-16  
 Andrews, Fred '52  
 Andrusyshyn, Zenon '67-68-69  
 Angle, Robert '26-27-28  
 Ankou, Eli 2014-15-16  
 Anthony, Corwin '87-88-89-90  
 Anyanwu, Chiononso 2007-08-09  
 Arbuckle, Charles '86-87-88-89  
 Arceneaux, Whitney '50-52  
 Argo, Stacy '88-89-90-91  
 Armstrong, Bill '40-41-42  
 Armstrong, James '26  
 Armstrong, Levi '75-76-77  
 Armstrong, Ray '64-65-66  
 Armstrong, Sean '83  
 Arnold, Jason '93  
 Arnold, Mike '67  
 Asher, Tom '44-45-46  
 Atkins, Larry '95-96-97-98  
 Attar, Audie '99-00-01  
 Audelo, Dave '89  
 Austin, Edward '31-32-34  
 Austin, Randy '87-88-89-90  
 Austin, Terrence 2006-07-08-09  
 Avery, Tom '56-57  
 Ayanbadejo, Brendon '96-97-98  
 Ayers, Akeem 2008-09-10  
 Ayers, Derek '93-94-95-96  
 Ayers, Eddie '73-74-75

**B**  
 Baaden, Steve '83  
 Baca, Jeff 2008-09-11-12  
 Baggott, Bill '74-75  
 Baggott, Brian '76-77-78-79  
 Baida, John '36-37-38  
 Bailey, Jeff '88-89-90-91  
 Bailie, Ed '30  
 Bajema, Ken '67  
 Baldwin, Burr '41-42-46  
 Baldwin, Clarence '32-33-35  
 Baldwin, Harry '58-59-60  
 Ball, Dave 2000-01-02-03  
 Ball, Eric '85-86-87-88  
 Ball, Mat 2000-01-02-03  
 Ball, Russell '74  
 Ballard, Bruce '54-55  
 Ballou, Mike '67-68-69  
 Banducci, Eric '91  
 Banducci, Russ '63-64-65  
 Banning, Wayne '19-21  
 Baran, Dave '81-82-83-84  
 Barbee, Mike '79-80-81-82  
 Barber, Pete '36

Barkate, Harold '86-87-88  
 Barnes, John '92  
 Barnes, Kry's '16  
 Barnhill, Gordon '36  
 Barnes, Bruce '70-71-72  
 Barocio, Librado 2014  
 Barta, Charles '26-27-28  
 Bartlett, Bob '68-69-70  
 Bartlett, Ray '39-40  
 Bashore, Rick '76-77-78-79  
 Bashore, Ted '64  
 Baska, Rick '71-72-73  
 Bates, Patrick '89  
 Batchkoff, Frank '83-84-85-86  
 Baumgartner, Andrew 2005-06  
 Bauwens, Joe '60-61-62  
 Bauwens, Steve '59-60-61  
 Beamon, Willie '74-75  
 Beardsley, Harold '46-47  
 Beban, Gary '65-66-67  
 Beck, Julius '25-26-27  
 Beling, Willard '43  
 Bell, Darius 2010, 12-13  
 Bell, Jason '96-97-98-00  
 Bell, Kahlil 2005-06-07-08  
 Bell, Raymond '75-76-77  
 Benenoch, Caleb 2013-14-15  
 Benjamin, Warner '52-53-54  
 Bennett, Brandon 2008-09  
 Bennett, Drew '97-98-99-00  
 Bennett, Tom '63  
 Bennett, Tommy '92-93-95  
 Benstead, Roy '58  
 Benton, Carl '46-47  
 Berg, Jim '70-71  
 Bergdahl, Bob '54-55-56  
 Bergdahl, Lenny '30-31-32  
 Bergdahl, Mike '66  
 Bergey, Bruce '68-69-70  
 Bergman, Jim '60-61-62  
 Bergmann, Paul '82-83  
 Berliner, Myron '51-52-53  
 Bernstein, Gary '67  
 Berry, Joe '32  
 Bethel-Thompson, McLeod '07  
 Betts, Dean '58-59  
 Beverly, Randy '86-87-88-89  
 Bickers, Gary '64  
 Arnold, Mike '67  
 Biddle, Brooks '44-45  
 Billington, Barry '56-57  
 Binney, John '19-20  
 Birlenbach, Scrib '25-26-27  
 Birren, Don '55-56  
 Bischof, Vince '67-68-69  
 Bishop, George '23-24-25-26  
 Bishop, Harold '27-28-29  
 Blake, Tom 2007-08  
 Blanton, Ed 2002-03-04-05  
 Bleymaier, Gene '72-74  
 Blinn, Steve '91-92-93  
 Block, Chris '83-84  
 Blower, Albert '44  
 Boormeester, Peter '77-78-79  
 Boghosian, Sam '52-53-54  
 Bohlander, Bryce '99-00-01-02  
 Bolden, Bill '67-68-69  
 Bolin, Greg '83-84-85-86  
 Bonds, Jim '88-89-90-91  
 Bono, Steve '80-81-83-84  
 Boom, Herbert '44-45-46  
 Borden, Don '43-46  
 Boschetti, Ryan '02-03  
 Bosserman, Gordon '67-68-69  
 Bosworth, Corey 2006-07-08-09  
 Bosworth, Kyle 2005-06-07-09  
 Bows, Isaiah 2010-11-13  
 Boyd, Brent '75-77-79  
 Boyd, Jack '43-44-45  
 Boyer, Verdi '32-33-34  
 Boze, Dave '73-74  
 Bradford, Conor 2011  
 Bradley, Doug '54-55-56  
 Bragg, Craig 2001-02-03-04  
 Braly, Harold '48-49  
 Brant, Kevin 2000-01-02-03  
 Brant, Michael '77-78-79-80

Braunbeck, Dick '54  
 Bray, James '85  
 Breazell, Brandon 2004-05-06-07  
 Breeding, Ed '42-46  
 Breland, Oran '51  
 Brehaut, Richard 2009-10-11-12  
 Breininman, Ansel '29  
 Brendel, Jake 2012-13-14-15  
 Brennan, Brent '93-94  
 Bresee, Horace '23-24-25  
 Bright, Jim '71-72-73  
 Brigida, Andrew '89  
 Briley, Dave '73  
 Brisbin, Kent '76-77-78  
 Britten, Larry '51-52-53  
 Broadwell, Brewster '36-37-38  
 Brockington, Fred '77  
 Brown, Brian '87-88-89-90  
 Brown, Carl '27-28-29  
 Brown, Dave '43  
 Brown, Don '36  
 Brown, George '47  
 Brown, Jack '46-47-48  
 Brown, Jayon 2013-14-15-16  
 Brown, Jayson '97-98  
 Brown, Jefferson '23-24  
 Brown, Jim '54-55  
 Brown, Jim '74-75-76  
 Brown, Joe '38  
 Brown, John '56-57-58  
 Brown, Keith '96-97-98-99  
 Brown, Kevin 2003-04-06-07  
 Brown, Sam '53-54-55  
 Brown, Theotis '76-77-78  
 Brown, Trey 2004-05-06-07  
 Browne, Henry '86  
 Bruno, Frank '80-81-82  
 Bryan, Jack '29  
 Bryson, Brad '86-87-89  
 Buchanan, Jim '49-50  
 Buck, Steve '96  
 Buenafe, Kevin '81-82-83-84  
 Bukich, Steve '74-76-77-78  
 Bunche, Malcolm 2014  
 Burd, Sean 2015  
 Burkley, Laurence '87-88-89  
 Burks, Raymond '73-74-75-76  
 Burnett, Anthony '87-88  
 Burton, Brandon '16  
 Busby, Harold '66-67-68  
 Bussell, Elmer '22  
 Butler, Dick '57-58  
 Butler, Homer '76-77  
 Butler, Ron '80-81-82-84  
 Butler, Steve '63-64-65

**C**  
 Cabrera, Oscar '97-98-99-00  
 Caldwell, Cheyane '95-96-97-98  
 Caldwell, Jack '33  
 Callahan, Brian 2005  
 Callies, Gary '62-63-64  
 Cameron, Paul '51-52-53  
 Campbell, Craig '70-71  
 Campbell, Gary '70-71-72  
 Campbell, Merle '43  
 Campbell, William '45  
 Cannon, Glenn '77-78-79-80  
 Cantor, Izzy '36-37-38  
 Cantor, Leo '39-40-41  
 Capella, Greg 2010-11-12  
 Capp, Don '46-47  
 Caragher, Ron '86-87-88-89  
 Carey, Nick 2001-02-03  
 Cargo, Dave '73-74  
 Carney, Cormac '80-81-82  
 Carroll, Frank '38-39  
 Carroll, Randall 2009-10-11  
 Carter, David 2008-09-10  
 Carter, Donovan 2010-11-12  
 Carter, Kaleaph '89-90-91-92  
 Carter, Keith 2002-04  
 Carter, Raymond 2008  
 Carter, Reggie 2006-07-

08-09  
 Carver, Ron '69-70-71  
 Cascales, Charles, '38-39  
 Casciaro, Greg 2010  
 Case, Ernie '41-45-46  
 Cashon, Charles '24-25  
 Cass, Greg '92-93-94  
 Cassaday, Ray '02  
 Cassel, Marcus 2002-03-04-05  
 Ceachir, Alexandru 2012  
 Cephus, Frank '80-81-82-83  
 Chaffin, Jeff '81-83  
 Chai, Robert 2003-04-05-06  
 Chalenski, Mike '90-91-92  
 Chambers, Bill '46-47  
 Champion, Cornell '64-66  
 Champlin, John '66  
 Chandler, Nate 2008-09-10-11  
 Charles, Russel '72-73-74  
 Chavoor, Sherman '34-35-36  
 Cheshire, Chuck '33-34-35  
 Childers, Marion '45  
 Chillar, Brandon, 2000-01-02-03  
 Chrestman, John '68  
 Christensen, James '91-92-94-95  
 Christiansen, Bob '69-70-71  
 Christiansen, Gregg '78-79-80  
 Chudy, Craig '57-59-60  
 Cid, Alberto 2011-12  
 Claman, Alan '65-66-67  
 Clark, Gene '71-73-74  
 Clark, Jamal '93-94-95-96  
 Clark, Jeff '90-91-92-93  
 Clark, Kenneth '24-25-26  
 Clark, Kenny 2013-14-15  
 Clark, Matt 2001-02-03-04  
 Clark, Walter '32-33  
 Clayton, Mike '70-71  
 Clayton, Tyson 2001-02-03  
 Cleary, Robert 2002-04-05  
 Clemente, Vito '95-96  
 Clements, Bill '45-46-47-48  
 Clements, Larry '98  
 Cline, Darren '95-96-97  
 Clinton, David '83-84-85-86  
 Coats, Lee '31-32-33  
 Cobbs, Anthony '93-94-95-96  
 Cochran, Mike '71  
 Cochran, Rod '57-58-59  
 Coffman, Ricky '78-79-80-81  
 Cogswell, Don '49-50  
 Cohen, Jack '39-40  
 Cole, Randy '90-91  
 Coleman, Derrick 2008-09-10-11  
 Coleman, Dick '43  
 Coleman, Kenyon '97-98-99-01  
 Colletto, Jim '63-64-65  
 Collier, Travis '90-91-92-93  
 Collins, Donald '19-20  
 Collins, Vernon '23-24  
 Collins, Willie '53  
 Combs, Justin 2014-15  
 Compton, Lynn '41-42  
 Cook, Wayne '91-92-93-94  
 Cooper, Gwen '67-68-69  
 Cope, Bill '51  
 Copeland, Ron '67-68  
 Coppens, Gus '75-76-77  
 Cornish, Frank '86-87-88-89  
 Corral, Frank '76-77  
 Cory, Frank '36  
 Cotti, Dan '96-97  
 Coulter, Michael '75-76-77  
 Covington, Sean 2013  
 Cowan, Joe 2003-04-05-07  
 Cowan, Patrick 2006-07-08  
 Cox, Chris '84  
 Cox, Larry '64-65-66  
 Cox, Robert '84-85  
 Craft, Kevin 2008-09  
 Craig, Bradley '90-91-92-93  
 Craig, Paco '84-85-86-87  
 Crawford, Bob '74-75-76  
 Crawford, Lyndon '80-81-82-83  
 Crecion, Gabe '96-97-99-00  
 Cress, Robert '38  
 Cronin, Kevin '84

Cross, Brendan 2013  
 Cross, Randy '73-74-75  
 Cureton, Hardiman '53-54-55  
 Cureton, Mickey '68-69  
 Curran, Willie '78-79-80-81  
 Curry, Dale '73-74-75  
 Curti, Noah '40-41  
 Cyburt, Colby 2015

**D**  
 Dabov, Dave '59-60  
 Dailey, Pete '51-52-53  
 Dalby, Dave '69-70-71  
 Daluiso, Brad '89-90  
 Daly, Marcus '95  
 Daly, Rick '89-90-91-92  
 Damron, Jeff '85-86-87  
 Daniels, Tom '70-72  
 Dankworth, Jeff '74-75-76  
 Danoff, Troy '98-99-00-01  
 Darby, Matt '88-89-90-91  
 Dathe, Walt '61-62-63  
 Davenport, Bob '53-54-55  
 Davidson, Dick '68  
 Davis, Akil '95-96-97  
 Davis, Bruce 2004-05-06-07  
 Davis, Bruce '75-76-77-78  
 Davis, Chuck '62-63-64  
 Davis, Craig '86-87-88-89  
 Davis, Elvin '26-27  
 Davis, John '57-58  
 Davis, Milt '52-53  
 Davis, Richard '26  
 Davis, Ricky '90-91-92-93  
 Davis, Ron '77-78-79  
 Davis, Roosevelt 2012-13-14-15  
 Davis, Steve '84  
 Dawson, Charles 2014-15-16  
 Dawson, Jim '56-57-58  
 Deakers, Rich '64-65-66  
 Dean, Aundre 2008  
 Dean, Jake 2008-09  
 Debay, Terry '51-52-53-54  
 DeBose, Ronnie '78-79-80  
 DeBowe, David '46-47-48  
 Decker, Jim '54-55  
 Decker, Robert '30-31-32  
 DeFrancisco, Nate '39-40-41  
 Dellocono, Neal '81-82-83-84  
 DeMartino, Jack '74-75  
 Den Bleyker, Johnny '16  
 Denis, Joe '34  
 Denison, Micah '95  
 Dennis, Ted '28-29  
 Denton, Wes '86-87-88  
 Derflinger, Paul '67  
 Devlin, Thomas '25-26  
 DeWitt, Brad '80  
 Dial, Alan '84-85-86-87  
 Dias, Bob '83  
 Dickerson, George '34-35-36  
 Dickerson, Matt 2014-15-16  
 Dickey, Kevin '91-92-93  
 Dickmann, Jeff 2011  
 Diebolt, Doug '69  
 Diehl, Ralph '22  
 Dills, Preston '54-56  
 Dimas, Mike '31  
 Dimitro, Mike '46-47-48  
 Dimkich, Mitch '60-61-62  
 Dinaberg, Bob '57  
 DiPaolo, Carmen '61-62  
 Dobrow, David '46-47-48  
 Donahue, Terry '65-66  
 Donald, Dick '65-66  
 Donatelli, Doug '82-83  
 Dorrell, Karl '82-83-85-86  
 Doud, Chuck '52-53  
 Dougherty, James '41-42  
 Dow, Norm '65-66  
 Downey, Brett 2011-12  
 Dragovic, Nikola 2004,06-07  
 Dressel, Dennis '56-57  
 Drew, Maurice 2003-04-05  
 Duarte, Thomas 2013-14-15  
 Dubravac, Jon '98-99-00-02  
 Duddleston, Tom '43  
 Duffy, Ted '28-29

ALL-TIME LETTERWINNERS LIST

Duffy, Bill '48  
 Dufour, Dan '79-80-81-82  
 Dummit, Dennis '69-70  
 Duncan, Don '56-57  
 Duncan, John '29-30-31  
 Duncan, Norm '29-30-31  
 Durbin, Steve '64-65-66  
 Durden, Mike '79-80-81-82  
 Dutcher, Bob '53-56  
 Dutcher, Erwin '64-65-66  
 Dye, Cecil '39-40  
 Dye, Tony 2008-09-10-11

**E**  
 Easley, Kenny '77-78-79-80  
 Eatman, Irv '79-80-81-82  
 Eaton, Daniel 2015  
 Eaton, Edward '47-48-49  
 Ebell, Tyler 2002-03  
 Eby, Josh '94-95  
 Echols, Reggie '70-71-72  
 Eck, Keith '74-75-76  
 Edgar, Anthony '78-79 Edison,  
 Justin 2008-09-10-11  
 Edwards, Donnie '92-93-94-95  
 Edwards, Joshua 2007-08  
 Edwards, Oscar '75-76  
 Efseaff, Eyoseph 2001-02-03-04  
 Ehrlich, Lyman '51  
 Ekbatani, Nick 2006, 08-09  
 Elias, Chris '77-78-79-80  
 Elias, Lou '56  
 Ellena, Jack '52-53-54  
 Elliott, Stacey '87-88  
 Ellis, Alan '70-71-72  
 Ellena, Jack '52-53-54  
 Elliott, Stacey '87-88  
 Ellis, Alan '70-71-72  
 Emanuel, Ben 2001-02-03-04  
 Embree, Taylor 2008-09-10-11  
 Emesibe, Melvin 2012-13  
 Enger, Bob '57  
 Ennen, Henry '44  
 Epenesa, Seal'i 2010-11-12-13  
 Epstein, Herman '26-27-28  
 Erlich, Mickey '65  
 Erquiaga, John '65-66-67  
 Escher, Erik '78  
 Escher, Werner '50-51  
 Estwick, Mark '87-88-89  
 Evans, Mike '70  
 Evans, Ron '86-87  
 Evans, Shaquelle 2011-12-13  
 Everett, Marcus 2004-05-06,08

**F**  
 Fade, Bill '44-45  
 Fafaul, Mike '16  
 Fagerholm, Rod '58  
 Fahl, Matt '73-74-75  
 Fairbairn, Ka'imi 2012-13-14-15  
 Faoa, Asi 2000-01-02-03  
 Farber, Stu '56  
 Fareed, Justin 2010  
 Farmer, Danny '96-97-98-99  
 Farmer, George '67-68-69  
 Farr, Andre '88-89-90-91  
 Farr, Mel '64-65-66  
 Farr Jr., Mel '84-85-86-87  
 Farr, Mike '86-87-88-89  
 Farris, Kris '96-97-98  
 Fauria, Joseph 2010-11-12  
 Fears, Charles '40-41-42  
 Fears, Tom '46-47  
 Feldman, Rudy '51-52-53  
 Fenenbock, Charles '38-39  
 Ferguson, Donvel '35-36-37  
 Ferguson, Mark '79-81-82  
 Ferrell, Bobby '72  
 Fields, Earl '26-27-28  
 Fields, Jerry '49  
 Fien, Ryan '92-94-95  
 Fikse, Nate '99-00-01-02  
 Finlay, Jack '40-41-42  
 Finn, Charles '19  
 Finstad, Jim '62  
 Fiorentino, Tony '60-61-62  
 Fisher, Denzel 2015-16  
 Fitterer, Scott '93  
 Fitts, Kylie 2013  
 Flanagan, Mike '93-94-95

Fleming, Joe '26-27-28  
 Fletcher, Anthony '98-99-00-01  
 Fletcher, Bryan '98-99-00-01  
 Fletcher, John '31-32  
 Flintoft, Stefan '16  
 Florence, John '50-51  
 Flores, Mike '71  
 Flynn, Ed '50-51-52  
 Forbath, Kai 2007-08-09-10  
 Forbes, Ted '40-41  
 Forcier, Chris 2008  
 Ford, Greg '94  
 Ford, Jim '68-69  
 Forde, Weldon '95-96-97  
 Forge, James '77-78-79-81  
 Forster, George '28-29-30  
 Foster, DeShaun '98-99-00-01  
 Foster, Don '51-53  
 Fowler, John '75-76-77  
 Fox, Dennis 2001  
 Francis, Don '62-63-64  
 Francisco, Kent '62-63-64  
 Francois, Greg '83-84-85  
 Franey, David '86  
 Frankel, Lorry '71  
 Franklin, Johnathan 2009-10-11-12  
 Franklin, Scott '83-84-85  
 Frankovich, Lee '36-37  
 Frankovich, Mike '32-33-34  
 Frawley, John '36-38-39  
 Fraychineaud, Chuck '50-51  
 Frazier, Cliff '74-75  
 Freedman, Morris '65  
 Freitas, Steve '68-70  
 French, Marion '27-28-29  
 Frost, Wallace '22-24-25-26  
 Fry, Art '72  
 Frye, Stuart '36  
 Fryer, Mike '72-73  
 Fuller, Devin 2012-13-14-15  
 Fuller, Rick '89-90-91-92  
 Funk, Fred '34-35-36  
 Funke, Sigfried '33-34  
 Fyson, Ed '45

**G**  
 Gaines, Gene '58-59-60  
 Galigher, Ed '70-71  
 Gallagher, Clay '72  
 Gallatin, Donovan '92-93  
 Gamble, Robert '90-91-92-93  
 Gane, Luke 2011-12-13  
 Garcia, Cristian 2015-16  
 Garcia, Robert 2004  
 Gardner, Earle '23-24-25  
 Garibaldi, Bob '83-84-85-86  
 Garratt, Mike '67-68-69  
 Gary, Joe '78-79-80-81  
 Gary, Richard '34  
 Gaschler, Randy '70-71-72  
 Gasser, Joe '82-83-84-85  
 Gaston, Dave '40-41  
 Geddes, Bob '68-69  
 Geitner, Adam '99  
 Gelfand, Chuck '55  
 Gemza, Steve '80-81-82-83  
 Gentosi, Giovanni 2015-16  
 Gertsman, Steve '56-57-58  
 Geverink, Al '61-62-63  
 Ghezzi, James '98-99  
 Ghormley, Dan '62  
 Gibbs, Dave '61-62-63  
 Gibbs, Johnny '77-78-79  
 Gibson, Alfred '28-29  
 Gideon, Aron '89-90-91-92  
 Gilbert, Dan '72  
 Gilbert, Fred '89  
 Gilmore, Dale '37-38-39  
 Givens, Quentin '92  
 Glasser, Jeff '84-85-86-87  
 Glicksberg, Scott 2005-06-07-08  
 Goforth, Randall 2012-13, 15-16  
 Goebel, Joe '83-84-85-86  
 Goines, Simon 2012-13  
 Golper, Todd 2011-12  
 Gomer, Dave '78  
 Gonzalez, Tyler 2011  
 Goodman, Brian '70-71

Goodman, Tahaan 2013-14-15-16  
 Goodrich, Paul '67  
 Goodstein, Maurice '28-29-30  
 Goodwin, Marvin '91-92-93  
 Gordon, Ike '78-79-80-81  
 Gordon, Scott '82-83  
 Gould, Stanley '26-27-28  
 Goynes, Chester '80  
 Graham, Danny '68-69  
 Graham, Doug '44  
 Graham, Jamie 2011  
 Graham, Keenan 2010-11-12-13  
 Grant, Wes '68-69  
 Grau, Jeff '98-99-00-01  
 Graves, Ryan 2006-07-08  
 Gray, Carlton '89-90-91-92  
 Gray, Rex '81-82  
 Greedy, Garrett '90-91-92-93  
 Green, Jason '84-85-86-87  
 Green, Jason '91-92-93-94  
 Green, Sandy '65-66-67  
 Greenwood, Carl '91-92-93-94  
 Greenwood, Marcus '84-85-86  
 Gridler, Dallas, '65-66  
 Griffin, Cameron 2015-16  
 Grieb, Mike '95-96-97-98  
 Griffin, Edison '56  
 Griffin, Harold '66-67-68  
 Griffith, Chris '99-00-01-02  
 Griffith, Kim '67-68  
 Griswold, Hoxie '42-46  
 Grossman, Aubrey '29-31  
 Grounds, Randy '77  
 Groves, J.D. 2002-03  
 Grubb, Gerald '40-41  
 Gueringer, Ron '77  
 Gueringer, Tony '78  
 Guidry, Javelin '94-95-96-97  
 Guidry, Paul '93-94-95-96  
 Gully, Sean '94-95-96-97  
 Gunther, Rich '72  
 Gustafson, Mark '66-67-68  
 Gutman, Tom '60-61  
 Guyton, Brent '93-94  
 Guzman, Frank 2010

**H**  
 Hackett, Kyle '83  
 Haffner, Mike '61-63-64  
 Haight, Leslie '30  
 Hair, J.J. 2004-05-06  
 Hajimihalil, Peter 2014  
 Hakes, Randy '98-99  
 Hale, John 2005-06-07-08  
 Hale, Lynn '49  
 Hale, Tre 2011-12-13-14  
 Hall, Jake 2015  
 Hall, John 2000  
 Hall, Larry '79-80  
 Hall, Santi '98-99  
 Hampton, Kerns '30-32  
 Hampton, Russ '54-55  
 Handler, Sam 2014  
 Hansen, Howard '48-49-50  
 Hanson, Bob '44-45  
 Haralson, Burnett '19-20-22-23  
 Haradon, Howard '34  
 Harden, Wilbur '75-76  
 Hardin, Harold '74-75-76  
 Harkey, Cory 2008-09-10-11  
 Harmon, Mark '72-73  
 Harper, Joe '56-57-58  
 Harris, Akil 2000-01-02-03  
 Harris, Ahmaad 2014  
 Harris, Earl '35-36-37  
 Harris, Esker '55-56  
 Harris, Merle '36-38  
 Harris, Mike 2008-09-10-11  
 Harrison, Jason 2002-04  
 Harrison, Morrie '42  
 Hartmeier, Mike '82-83-84-85  
 Harvey, Clarence '43  
 Harwell, Brigham 2004-05-06, 08  
 Haslam, Fred '31-32-33  
 Haslam, Warren '38  
 Hassler, Edgar '31-32-33  
 Hastings, Charles '24-25-26

Hastings, John '34-35-36  
 Hatcher, Orville '46  
 Hauck, Bill '61-62-63  
 Havner, Spencer 2002-03-04-05  
 Heater, Adam 2008  
 Helm, John '78-79  
 Henderson, Bob '25-26-27  
 Henderson, Othello '90-91-92  
 Henderson, Scott '71  
 Henderson, Ted '85  
 Hendricks, Phil '70  
 Hendry, Robert '31-32-33  
 Henley, Darryl '85-86-87-88  
 Henry, Wally '74-75-76  
 Herrmann, Johnny '53-54-55  
 Herrera, Andy '65-66-67  
 Herrera, Efen '71-72-73  
 Herrera, Mike '75  
 Hershman, Leo '49-50  
 Hesse, Don '39  
 Hester, Aaron 2010-11-12  
 Heydenfeldt, Bob '52-53-54  
 Hickman, Gale '62-63  
 Hickman, Justin 2004-05-06  
 Hicks, Chuck '59-60-61  
 Hicks, DuVal '95-96-97-98  
 Hicks, Skip '93-94-96-97  
 Hill, Austin 2011  
 Hill, Ernest '37-38-39  
 Hilliard, Dalton 2009-10-11-12  
 Hinshaw, Lynn '67  
 Hirshon, Hal '36-37-38  
 Hofmeister, Ryan 2012-13-14  
 Hohl, Mason '43  
 Hoisch, Alan '46-47  
 Holcomb, Eric '93-94-95  
 Holiday, DeChau '16  
 Holland, Pete '96-97-98-99  
 Holland, Tyler 2007  
 Hollaway, Chuck '55-56  
 Hollingsworth, Cece '23-24-25  
 Hollins, Deon 2013-14-15-16  
 Holman, H. R. '43  
 Holmes, Damien 2009-10-11-12  
 Holmes, Fred 2004-05, 07  
 Hookano, Steve '71-72  
 Hopwood, Don '77-78  
 Horgan, Paul '63-64-65  
 Horta, Joe '50  
 Horton, Chris 2004-05-06-07  
 Horton, Myke '73-74  
 Horton, Troy '43  
 Hosea, Bobby '77-78  
 Houston, Lovell '99  
 Howard, Bob '52  
 Howard, Jack '43  
 Howard, Sean '88-89  
 Howard, Theo '16  
 Howell, Harper '80-81-82-83  
 Hoyt, Bill '46-47  
 Hubbard, Phil '76-77-78-79  
 Hudson, James '25-26-27  
 Hudspeth, Marcus '84-85-86  
 Huff, Doug '68-69-70  
 Huff, Robert '20  
 Hulick, Carl 2013-14-15  
 Hull, Ron '59-60-61  
 Huma, Ramogi '95-97-98  
 Hummel, Ben '87  
 Hundley, Brett 2012-13-14  
 Hunt, Howard '41-46  
 Hunt, Don '47-48-49  
 Hunter, Joe '99-00-01-02  
 Hurd, Eric 2013  
 Huse, Russell '28-29  
 Hutchings, Adam '83-86  
 Hutt, Eddie '64-65-66  
 Huusfeldt, Drew 2014


**I**  
 Ileremia-Stansbury, Ed '98-99-00-01  
 Ilese, Nate 2013-14-15-16  
 Iloja, Bob '96  
 Inglis, Bill '52  
 Innes, Kody 2012  
 Ippolito, Tony '97-99  
 Irvin, P.J. 2006-07

Irvine, Gifford '84-85-86  
 Irwin, Ed '40-41  
 Isaia, Sale '91-92-93-94  
 Izmirian, Albert '42

**J**  
 Jackson, Chris '99-00  
 Jacobs, Brian '89-90  
 Jacobson, Abe '19  
 Jacobson, Don '28-29-31  
 Jacobson, Keith '88-89  
 Jacoby, Mike '74  
 Jack, Myles 2013-14-15  
 Jackson, Billy Don '77-78-79  
 Jackson, John '24-25-26  
 Jackson, Melvin '84-85-86-87  
 Jackson, Warren '62-63  
 Jamabo, Soso 2015-16  
 James, Andre '16  
 James, Gary '73  
 James, Jordan 2011-12-13-14  
 James, Mil'Von 2003-04  
 James, Stewart '20  
 Jarecki, Steve '82-83-84-85  
 Jarvis, William '24  
 Jaso, Jerry '69-70  
 Jasper, Shane '91-92-93-94  
 Jefferson, Anthony 2012-13-14  
 Jennings, Charles '23-24-25  
 Jensen, Keith '61  
 Jensen, Roy '48-49-50  
 Jessen, James 2002  
 Jessup, Morris '25  
 Johns, Gerald '63-64  
 Johnson, Bret '89  
 Johnson, Chance '85-86-87-88  
 Johnson, Chris 2004  
 Johnson, Dominique 2007-08  
 Johnson, Ernie '46-47-48-49  
 Johnson, Jerry 2010-12  
 Johnson, Jim '58-59-60  
 Johnson, John 2015-16  
 Johnson, John '41-46  
 Johnson, Kermit '71-72-73  
 Johnson, Mitch '62-63-64  
 Johnson, Mitch '85  
 Johnson, Mossi, 2014-15-16  
 Johnson, Russ '78-79-80-81  
 Johnson III, Stephen 2015  
 Johnston, Dan '67  
 Jolly, Mike '80-81  
 Jondle, Riley 2003-04-05-06  
 Jones, Anthony '94  
 Jones, Arthur '22-23-24-25  
 Jones, Brian '86  
 Jones, Carl '62-63  
 Jones, Datone 2008-09-11-12  
 Jones, Dick '45  
 Jones, Eugene '72-73  
 Jones, Frank '69-70  
 Jones, Gerald '78

Jones, Gordon, '30-31-32  
 Jones, Greg '67-68-69  
 Jones, Ike '50-51-52  
 Jones, Ivory '59-60  
 Jones, Jimmie '72-73  
 Jones, Malcolm 2010-11, 13  
 Jones, Ted '39-40  
 Jordan, Al '89-91-92  
 Jordan, Fritz '86-87-88  
 Jordan, Kevin '92-93-94-95  
 Jordan, Wes '83  
 Jorgensen, Bruce '68-69  
 Joseph, Chris 2004-05-06-07  
 Joyce, Cody '98-99-00-01  
 Judge, Cameron 2013-14-15-16

**K**  
 Kahn, Mitch '74-75-76  
 Kase, George '92-93-94-95  
 Kealey, Pat '71-72  
 Keane, Andy 2010  
 Keating, David '86-87-88  
 Keeble, Joseph '31-32-33  
 Keefer, Robert '44-46-47  
 Keeton, Robert '87-88-89-90  
 Keim, Paul '22  
 Kelly, Brian '88-89-90-91  
 Kelly, Jon '89-90  
 Kendall, Chuck '57-58  
 Kendrick, Eric 2011-12-13-14  
 Kendrick, Marv '70-71  
 Kennedy, Paul '91-92-93-94  
 Austin Kent '16  
 Ketchum, Gavin 2005-06,08-09  
 Key, R. F. (Ted) '34  
 Keyes, Dennis 2004-05-06-07  
 Keyes, Luther '50-51  
 Keyler, Courtney '90-91-92-93  
 Kezirian, Blane 2001-02-03  
 Kezirian, Ed '72-73  
 Kezirian, Rob '75-76  
 Kia, Micah 2006-07-08  
 Kibbe, George '26  
 Kibble, Robert 2005  
 Kidder, John '84-85-86-87  
 Kiefer, Ken '44-45-46  
 Kilmer, Bill '58-59-60  
 Kimble, Phil '74  
 King, Bob '57-58  
 King, Nelson '44-45  
 Kinney, Jack '40  
 Kipnis, Howard '77-78  
 Kirby, Dean '49-51  
 Kirschke, Travis '93-94-95-96  
 Kitchen, Bill '41  
 Kjelgaard, Kipp '87-88-89  
 Klein, Jerry '64-65  
 Kline, Doug '85-86-87-88  
 Klosterman, Steve '72-73  
 Kluwe, Chris 2003-04  
 Knowles, Lee '82-83-84



Spencer Havner, 2002-05






ALL-TIME LETTERWINNERS LIST



Nelson Rosario, 2008-11



Mike Sherrard, 1982-85



Matthew Slater, 2006-07

Q

Quessenberry, Scott 2013-14, 16  
 Quinby, Roy '21  
 Quarles, Bernard '79

R

Rae, James '88  
 Raffee, Alan '51  
 Rafferty, Thomas '31-32-33  
 Ramirez, Christian 2006-07-09-10  
 Ramsey, Herschel '72-73-74  
 Ramsey, Tom '79-80-81-82  
 Randle, David '82-83-84  
 Raney, Jack '33  
 Raney, Matt 2005  
 Rasmus, Bob '27-28-29  
 Rasshan, Osar 2007  
 Ray, Billy '85-86-87-88  
 Ray, George '25  
 Ray, Joe '52-53-54  
 Raymo, Jibril 2001-02  
 Ream, John 2001  
 Record, Clayton '70  
 Redmond, Alex 2013-14-15  
 Reece, Severn '75-76-77-78  
 Reed, Jack '62  
 Reed, Micah 2006-07-08  
 Reel, Stanley '32-33  
 Reemsten, Brian '90  
 Rees, Danny 2009-10  
 Reese, Devon '99-00-01  
 Reese, Floyd '67-68-69  
 Reese, Marcus '99-00-01-02  
 Reeves, Doug '80  
 Reichle, Art '35-36  
 Reid, Scott '77-78  
 Reidt, Eric '93  
 Reiges, Ben '46-47  
 Reinhard, Robert '29  
 Reilly, Paul '86  
 Remsberg, John '29  
 Reyes, Bob '73-74-75  
 Reynolds, Jim '64  
 Reynosa, Mark '97-98  
 Rice, Dan '71  
 Rice, Jr., Jerry 2011-12  
 Richards, Brian '92-93-94-95  
 Richards, David '87

Richardson, Bob '63-64-65  
 Richardson, John '64-65-66  
 Richardson, Paul '88-89-90-91  
 Riddle, Everett '41-42  
 Riggs, Darrell '48-49-50  
 Rile, Glen '35-36  
 Riley, Avon '79-80  
 Riley, Dietrich 2010-11  
 Rios, Marcus 2012, 14-15-16  
 Riskas, Mike '57-58  
 Roberts, Austin 2015-16  
 Roberts, Dick '45  
 Roberts, Gerry '72-73  
 Roberts, Howard '29-30-31  
 Robinson, George '35-36  
 Robinson, G. H. '43  
 Robinson, Jackie '39-40  
 Robinson, Jerry '75-76-77-78  
 Robinson, Raymond '78-79  
 Robotham, George '42-45  
 Roenicke, Josh 2002  
 Roesch, Johnny '43-44-46-47  
 Rogers, Don '80-81-82-83  
 Rogers, Eric '83-85-86  
 Rohlinger, George '88  
 Rohme, Mike '92-93-94-95  
 Rohrer, Robert '43  
 Roof, Mike '64-65-66  
 Roques, Aaron '94-95-96-97  
 Roques, Ryan '96-97-98-99  
 Rosario, Nelson 2008-09-10-11  
 Rosen, Josh 2015-16  
 Rosenkrans, Joe '59-60-61  
 Ross, Ben '34  
 Russell, Eddie '20-21  
 Rossi, Cal '44-45-46-47  
 Roskopf, Bob '23  
 Rotstein, Jimmy 2007-08  
 Rowell, Russell '80-81  
 Rowland, Gene '45-46-47-48  
 Rubinstein, Brian 2007  
 Rubio, Chris '94-95-96-97  
 Rubio, Garrett 2009  
 Ruckman, Jeff '93-95-96-97  
 Ruddy, Lorenz '22  
 Ruettgers, Joe '38-39  
 Ruhl, Phillip 2011-12-13  
 Rumbaca, Phil '79  
 Russell, Bob '44-45-46-47  
 Russo, Mario '41

Russom, Jerry '27-28-29  
 Rutledge, Craig '83-84-85-86  
 Ruziecki, Brian 2005-06  
 Ryland, John '36-37-38

S

Sabol, Joe '50-51-52  
 Saenz, Ernie '77  
 Saffer, Mike '99-00-01-02  
 Sailer, Chris '95-96-97-98  
 Saipale, Toa '78-79-81-82  
 Salsbury, Jim '51-52-53-54  
 Sanchez, Chris '92-94  
 Sanchez, Lupe '79-80-82-83  
 Sandifer, Bill '72-73  
 Sandifer, Dominic '88-91  
 San Jose, Bobby '87-88  
 Sargent, Earl '35-36  
 Sarpy, James '75-76-77  
 Sarver, Joe '33  
 Sauter, Chad '94-95-96-97  
 Savage, Darius 2007-08-09-10  
 Savaiinaea, Isaako 2013-14-15-16  
 Schager, Darren '91-92-93-94  
 Schell, Walt '35-36-37  
 Schexnayder, Anthony '87-88-89-90  
 Schmidt, Mark '86-87  
 Schmidt, Pat '75-76  
 Schmitt, Mike 2008-09-10  
 Schneider, Bert '46  
 Schoner, Bob '63  
 Schroeder, Cliff '48-49  
 Schroeder, Jay '80  
 Schroeder, Robert '34-35-36  
 Schroll, Karl '92-93-94  
 Schuh, Charlie 2005  
 Schuhmann, Charlie '72-73-74  
 Schwartz, Randy '62  
 Schwenk, Vic '46  
 Sciarra, John '72-73-74-75  
 Sciarra, John 2002  
 Scribner, Rob '70-71-72  
 Scott, Burness '81-82  
 Scott, Eric '95-96-97  
 Scott, Tyler '95  
 Scott, Tyler 2014-15  
 Searl, Adam 2014, 16  
 Seidman, Mike '99-00-01-02

Selecky, Mark '87  
 Senteno, Rick '78-79  
 Sergel, Jack '22  
 Sermons, Brandon 2009, 11-12-13  
 Serwanga, Wasswa '96-97  
 Settles, Gene '72-73-74  
 Sharpe, Luis '78-79-80-81  
 Shaw, Meech '89-90  
 Sheley, Dale '74  
 Sheller, Henry '44-46  
 Sheller, Sean 2010-11  
 Shelton, Ken '91-92  
 Sheppard, Craig 2007-09  
 Sherrard, Mike '82-83-84-85  
 Shinnick, Don '54-55-56  
 Shinnick, Josh '82-83-84-85  
 Shipkey, Jerry '44-46-47  
 Shipman, Travis '92-93-94-95  
 Shirr, Marshall '59-60-61  
 Shoemaker, Steve '75  
 Shojima, Gyo '16  
 Short, Dick '48-49-50  
 Short, Keith 2000-01-02-03  
 Shubin, John '37  
 Shubin, William '39  
 Siewierski, Jerzy 2007-08-09  
 Simons, John '44  
 Simpson, Clifton '27-28-29  
 Simpson, David '85  
 Simpson, Robert '39-40-41  
 Simpson, Sherwood '49  
 Sims, Arthur '70  
 Sindell, Steve '63-64  
 Single, Larry '65-66-67  
 Singleton, Ezell '60-61-62  
 Skaggs, Nathaniel 2005-07-08  
 Slagle, Larry '65-66-67  
 Slater, Matthew 2006-07  
 Sloan, Steve 2008-09-10  
 Smalley, Rod '91-92-93-94  
 Smalley, Steve '67-68  
 Smith, Arthur '26-29  
 Smith, Bobby '59-60-61  
 Smith, Brian '79  
 Smith, Charles '30-31  
 Smith, Chester '29  
 Smith, Damon '96-97  
 Smith, Dave '77-78-79-80  
 Smith, Earl '59-60

Smith, Earl '84-85  
 Smith, Eric '84-85-86-88  
 Smith, Frank '43  
 Smith, Hal '55-56  
 Smith, Jeff '74-75  
 Smith, John '45  
 Smith, John (Cappy) '50-51-52  
 Smith, John '53-55  
 Smith, Josh 2010-11  
 Smith, Julian '33-34  
 Smith, Kevin '88-89-90-91  
 Smith, Lee '77  
 Smith, Mark '76  
 Smith, Martin '19  
 Smith, Milt '40-41-42  
 Smith, Nathan (Skip) '58-59-60  
 Smith, Ray '57-58-59  
 Smith, Rob '61-62  
 Smith, Ryan 2000-01-02-03  
 Smith, Vic '41-42-44  
 Smith, Willie '65-67  
 Snead, William 2004-05-06-07  
 Snelling, Ken '41-42  
 Snyder, Greg '69-70-71  
 Soenksen, Matt '92-93-94-95  
 Sogojan, Justin '95-96  
 Solari, Al '41-42  
 Solid, Ken '44-45  
 Solomon, Edward '27-29-30  
 Soltis, John '90  
 Sommers, Jack '38-39-40  
 Sosnowski, Steve '76-77  
 Spalding, Scott '88-89-90-91  
 Sparlis, Al '41-42-45  
 Spaulding, William '34-36  
 Spencer, Octavius 2015-16  
 Spielman, Art '42  
 Spindler, Rich '65-66-67  
 Spurling, Dennis '68-69  
 Stabile, Bach '97  
 Stalwick, Don '51-52-53  
 Stamper, Bill '45-48  
 Stanley, Charles '26  
 Stanley, Jim '60-62-63  
 Stanley, Matt '99-00-01  
 Stanley, Steve '65-66-67  
 Starks, Jalen '16  
 Starks, Nate 2014-15-16  
 Stauch, Robert '77-78-79-80  
 Stawisky, Sam '33-34-35

Steadman, Monte '39  
 Steel, Greg '73  
 Steele, Scott '68  
 Steffen, Art '45-46-47-48  
 Steffen, Jim '57-58  
 Steiner, Les '46-47-48  
 Stephens, Brandon '16  
 Stephens, Frank '75-76-77  
 Stephens, Jason '98-99-00-01  
 Stephens, Jimmy 2004-05  
 Steponovich, Tony '67  
 Stevens, Bob '59-60-61  
 Stevens, Derek '90-91-92-93  
 Stevens, Matt '83-84-85-86  
 Stevens, William '19-20  
 Stevenson, Scott '86-87  
 Stewart, Brian '94  
 Stickel, Walter '31-32  
 Stiers, William '43  
 Stiles, Bob '65  
 Stits, Bill '51-52-53  
 Stockert, Ernie '50-51-52  
 Stoeffen, Howard '29  
 Stokes, J.J. '91-92-93-94  
 Stokes, Reginald 2008-09-10  
 Story, Al '59  
 Storey, Sam '33-34  
 Stout, Dave '60-61-62  
 Strauch, Andrew '16  
 Strawn, Dean '44  
 Stretz, Grady '92-93-94-95  
 Strobe, Woody '37-38-39  
 Stromsborg, Kevin 2001  
 Stroschein, Breck '48-49-50  
 Stuart, Shawn '95-96-97-98  
 Strycula, Joey '97-98-99  
 Sua, Stephen '98-99-00-01  
 Su'a-Filo, Xavier 2009, 12-13  
 Sublett, Ryan 2013  
 Sullivan, John '73-74-75  
 Sullivan, Tom '79-80-81-82  
 Sutherland, Lester '36-37-38  
 Sutherland, Noah 2004-05-06-07  
 Svensgaard, Ira '45  
 Sweet, Logan 2013-14-15  
 Sweetland, Pat '73-74  
 Swick, Jim '73-74  
 Sykes, Jim '64

ALL-TIME LETTERWINNERS LIST

**T**  
 Taber, Norman '35-36  
 Tagalao, Boss '16  
 Tamborski, Steve '70  
 Tandy, John '26  
 Tata, Vae '94-95-98  
 Tauga, Ainnu 2015  
 Tauscheck, Russell '44-45  
 Tautofi, David 2002-03  
 Tautolo, John '77-78-79-80  
 Tautolo, Ray '79  
 Tautolo, Terry '74-75  
 Taylor, Christian 2005-06-07  
 Taylor, Eric '64  
 Taylor, Greg '74-75-76  
 Taylor, Junior 2002-03-04-06  
 Taylor, Ryan 2010  
 Taylor, Tommy '82-83-84-85  
 Tauga, Ainnu '16  
 Tennell, Derek '83-84-85-86  
 Tenningkeit, Tim '74-75-76  
 Tepa, Iuta 2009-11  
 Terry, John '26  
 Tetrick, Steve '75-76-77  
 Tevaga, Shannon 2004-05-06-07  
 Theodore, Terry '82-83-84-85  
 Theriot, Trevor 2007-09  
 Thigpen, Damien 2009-10, 12-13  
 Thoe, Rueben '28-29-30  
 Thomas, Cliff '78-79  
 Thomas, Jewel '75-76  
 Thomas, Jim '51-52  
 Thomas, Larry '80-81-82  
 Thomas, Robert '98-99-00-01  
 Thompkins, Glenn '94-95-96-97  
 Thompson, Almose '60-61  
 Thompson, Charles 2004  
 Thompson, Danny '85-86-87-88  
 Thompson, Harry '48-49  
 Thursby, Scott '23-24  
 Tibbs, Burt '51  
 Tiedemann, Bill '63  
 Tiesing, Scot '79-81  
 Tighe, Brian '91-92-93  
 Timmons, George '24  
 Tinsley, Phil '46-47-48  
 Titensor, Glen '76-77  
 Toailoa, Lokeni '16  
 Toland, Don '40  
 Toran, Najee 2015-16  
 Townsell, Jojo '79-80-81-82  
 Toy, Maury '88-89-90-91  
 Treadaway, Jim '82  
 Treat, Ben '58  
 Trembley, Vic '72  
 Tretter, Ron '66-68-69  
 Tritt, Bill '45  
 Trotter, Harry '33-34  
 Troxel, William '37  
 Truesdell, Steve '61-62-63  
 Tuala, Siitupe '89-90  
 Tuiasosopo, Manu '75-76-77-78  
 Tuinei, Mark '78-79  
 Tuioi-Mariner, Jacob 2014-15-16  
 Tumey, Terry '84-85-86-87  
 Tunney, Clayton 2010  
 Turner, Eric '87-88-89-90  
 Turner, Jamil 2007  
 Turner, Jimmy '78-80-81-82  
 Turner, Marcus '85-86-87-88  
 Turner, Travon '96-97-98-99  
 Turney, Grayson '24-25  
 Tyler, Ed '42  
 Tyler, Randy '70-71-72  
 Tyler, Wendell '73-74-75-76

**U**  
 Ulu-Perry, Fred 2015  
 Umodu, Tobi 2010

**V**  
 Van Rodney 2004-05-06-07  
 Vanderdoes, Eddie 2013-14, 16  
 Van Dyke, Alex 2014-15-16  
 Vanis, Mike '99-00  
 Vannatta, Chuck '43-44

Vassar, Brad '75  
 Veal, Zeno '71  
 Velasco, Alfredo '86-87-88-89  
 Velasco, Louis '28  
 Velega, Byron 2005  
 Vena, Don '59-60-61  
 Verner, Alterraun 2006-07-08-09  
 Vernoy, Terry '70-71-72  
 Versen, Walter '46  
 Verti, Mark '96-97-98  
 Vieira, Steven 2001-02-03-04  
 Viger, Joe '38-39  
 Villalobos, Ray '86-87  
 Villaneuva, Primo '53-54  
 Vinci, Zach 2014  
 Viney, Courtney 2008-09-10  
 Vlack, Russ '46  
 Von Sonn, Andy '60-61-62  
 Vujovich, Roy '48-49

**W**  
 Waddell, Tom '72-73-74  
 Waddleton, Tim '94  
 Wade, Rick '16  
 Wadood, Jaleel 2014-15-16  
 Wagner, Jim '88-89-90  
 Wahler, Jim '85-86-87-88  
 Wai, Francis '37-38  
 Waldron, Richard '30  
 Walen, Mark '82-83-84-85  
 Walendy, Craig '95-96-97-98  
 Walker, Bruce '90-91-92  
 Walker, John '61-62-63  
 Walker, Ken '76-77-78  
 Walker, Kenneth III 2012, 14-15-16  
 Walker, Kevin '93-94-95  
 Walker, Rick '74-75-76  
 Walker, Rob '92-93-94-95  
 Walker, Wesley 2002-03-04-05  
 Wallace, Aaron 2012-13-14-15  
 Wallace, Jim '57-58-59  
 Wallen, Dick '56-57-58  
 Walter, Charlie '20-21  
 Walton, Bruce '70-71-72  
 Walton, Cyril '25  
 Walton, Gary '92-93-94-95  
 Ward, Chris 2010-11  
 Ward, Jess 2006-07-08-09  
 Ward, Phillip '93-94-95-96  
 Ware, Aaron 2006-07-08-09  
 Ware, Matt 2001-02-03  
 Ware, Tom '65-66  
 Wariboko-Alali, Josh '16  
 Warfield, Tim 2001-02-03-04  
 Wargo, John '71  
 Warnick, Russ '84-85-86-87  
 Washington, Daron '91-92-93-94  
 Washington, Kenny '37-38-39  
 Washington, James '84-85-86-87  
 Wassel, Doug '84-85-86-87  
 Waterfield, Bob '41-42-44  
 Waters, Gene '95-96  
 Watson, Bob '48-49-50  
 Watson, Jarvis '95  
 Watts, Jack '44-46  
 Way, Guy '50  
 Wayland, Cory '89-90-91  
 Webb, Josh '97-98-99-00  
 Webb, Micah '97-98-99-00  
 Weeden, Bob '57-61  
 Jake Brendel C '2012  
 Weisman, Mark '97  
 Weisstein, Julie '49-50-51  
 Tyler, Ed '42  
 Welch, Herb '83-84  
 Wellendorf, Leonard '29-30-31  
 Wentzel, Donald '25-26  
 Werner, Matt '90-91-92-93  
 Wescott, Walt '21-22-23  
 West, Bert '44-45-46  
 West, Doug '81-82-83  
 Westgate, Sean 2008-09-10-11  
 Westland, Duke '36  
 Wetzel, Warren '63  
 Wheeler, Bob '44-45  
 White, Brett '74-75  
 White, Gordon '22  
 White, John '62-63

White Jr., Manuel 2001-02-03-04  
 White, Roger '53-54-55  
 White, Tony '97-98-99-00  
 White, Torian 2012  
 Whitebook, Milt '39-40  
 Whitenight, Tom '85-86-87  
 Whitfield, Clint '56-57-58  
 Whitfield, Eric '96-97-98-99  
 Whitley, Zach 2014  
 Whitney, Jerry '47  
 Whittington, Aaron 2004-05-06-07  
 Widmer, Don '67-68-69  
 Wiener, Herb '40-41-42-43  
 Wikert, Ryan 2000  
 Wilcox, Bryan '87-88  
 Wilcox, Tom '26-27  
 Wilder, Marc '88-89-90-91  
 Wiley, Bryan '81-82-83-84  
 Wiley, Micheal '96-97-98  
 Wilford, David '98  
 Wilkes, Rick '69-70  
 Wilkins, Ryan '98-99-00  
 Wilkinson, Bob '48-49-50  
 Wilks, Deon '90

Williams, Billy Bob '35-36-37  
 Williams, Charles '31  
 Williams, Dave '30  
 Williams, Derrick 2004-05-06  
 Williams, Dokie '78-79-80-82  
 Williams, Eddie 2009-10  
 Williams, Gregg '73-74  
 Williams, Jim '74-76  
 Williams, Julius '98-99  
 Williams, Kevin '89-90-91-92  
 Williams, Lewis '52  
 Williams, Michael '89-90-91-92  
 Williams, Robin '39-40  
 Williams, Rusty '99-00-01-02  
 Williams, Shaun '94-95-96-97  
 Williams, Steve '73  
 Williams, Steve '81-82-83  
 Willis, Brandon 2012-13  
 Willis, Matt 2005-06  
 Willis, Priest 2013-14  
 Willmer, Brian '94-95-96-97  
 Willoughby, Howard '30  
 Wills, Duane '59-60  
 Wills, Shawn '88-89-90-91  
 Wilson, Al '84-85  
 Wilson, Caleb '16

Wilson, Kirk '56-57-58  
 Wilton, Wilton '33-34  
 Windom, Glenn '78-80-81  
 Wingle, Blake '80-81-82  
 Winnek, John '88-89-90-91  
 Witcher, Dick '64-65  
 Witt, Dean '43-44-46  
 Woefle, Rod '42-45  
 Wollard, Ron '76-77  
 Womble, Wendell '34  
 Wood, John '32  
 Woodfin, London '91-92-93-94  
 Woods, Bill '44-47  
 Woods, Josh '16  
 Woolley, Don '76  
 Worley, Blake '99-00  
 Wright, Doc '21  
 Wrightman, Tim '78-79-80-81  
 Wyatt, Harold '20  
 Wyrick, Celestine '36-37-38  
 Wysocki, Ben 2012-13-14

**Y**  
 Yandall, Wade 2011  
 Yearick, Clayton '32-33  
 Yelich, Chris '80-81-82-83

Young, Chuck '44  
 Young, H. M. '43  
 Young, Kenny 2014-15-16  
 Young, Mike '81-82-83-84  
 Yount, Christian 2007-08-09-10  
 Yturralde, Martin '19  
 Yurosek, Gary '56

**Z**  
 Zaby, Carl '74-75  
 Zaby, John '36-39  
 Zamano, Rosco '96  
 Zarubica, Mladin '37-38-39  
 Zdenek, Jason '97-00  
 Zelinka, Bob '50-51  
 Zeno, Eric '87  
 Zeno, Joe '60-61-62  
 Zeno, Lance '87-88-89-90  
 Zeno, Larry '62-63-64  
 Zilinskas, John '88-90  
 Zimmerman, Kurt '65-66  
 Zimmerman, Meyer '29  
 Zumwalt, Erick 2014  
 Zumwalt, Jordan 2010-11-12-13  
 Zwaneveld, Onno '83-84-85-86

True Freshman Starters

Player	Pos.	Year
JJ Molson (10)	K	2016
Austin Kent (8)	PR	2016
Johnny Den Bleyker (12)	LS	2016
Josh Rosen (13)	QB	2015
Jaleel Wadood (8)	S	2014
Caleb Benenoch (9)	OT	2013
Sean Covington (13)	P	2013
Myles Jack (12)	LB/RB	2013
Eddie Vanderdoes (7)	DL	2013
Alex Redmond (13)	OG	2013
Ka'imi Fairbairn (14)	K	2012
Simon Goines (13)	OT	2012
Owamagbe Odighizuwa (6)	DE	2010
Xavier Su'a-Filo (13)	OT	2009
Sheldon Price (11)	CB	2009
Rahim Moore (12)	FS	2008
Taylor Embree (8)	WR	2008
Jeff Baca (8)	OT	2008
Cory Harkney (7)	TE	2008
Brian Price (5)	DT	2007
Chase Moline (9)	DT	2005
Shannon Tevaga (6)	OG	2004
Jarrad Page (10)	S	2002
Matt Ware (11)	CB	2001
Nate Fikse (11)	P	1999
Ricky Manning, Jr. (9)	CB	1999
Marques Anderson (5)	CB	1997
Cheyane Caldwell (5)	FB	1995
Cade McNown (9)	QB	1995
Chris Sailer (12)	P	1995
Javelin Guidry (4)	CB	1994
Jonathan Ogden (5)	OT	1992
Carlton Gray (8)	CB	1989
John Lee (12)	K	1982
Lupe Sanchez (8)	CB	1979
Norm Johnson (12)	K	1978†
Kenny Easley (10)	FS	1977
Billy Don Jackson (7)	DL	1977
Manu Tuiasosopo (5)	DL	1975
Ray Burks (8)	TE	1973

(Had to start more games than anyone else at the position to be listed)  
 † Kickoffs only, as a freshman

Redshirt Freshman Starters

Player	Pos.	Year
Andre James	OT	2016
Eldridge Massington	REC	2014
Ishmael Adams	CB	2013
Jake Brendel	C	2012
Brett Hundley	QB	2012
Torian White	OT	2012
Tevin McDonald	S	2011
Keenan Graham	DE	2010
Kevin Prince	QB	2009
Johnathan Franklin	TB	2009
Jeff Locke	P	2009
Steve Sloan	LB	2008
Mike Harris	OT	2008
Kai Forbath	K	2007
Reggie Carter	LB	2006
Aleksey Lanis	OT	2006
Aaron Perez	P	2005
Justin Medlock	K	2003
Tyler Ebell	TB	2002
Spencer Havner	LB	2002

Player	Pos.	Years
Mike McCloskey	C	2002
Eyoseph Efeeff	OG	2001
Rodney Leisle	DT	2000
Cory Paus	QB	1999
Mike Saffer	OG	1999
Rusty Williams	DE	1999
Blake Worley	OT	1999
Santli Hall	LB	1998
Ryan Nece	LB	1998
Jason Stephens	SS	1998
Kris Farris	OT	1996
Chad Overhauser	OT	1994
Bjorn Merten	K	1993
Donnie Edwards	OLB	1992
Carl Greenwood	CB	1991
Craig Novitsky	OT	1990
Vaughn Parker	OT	1990
Tommy Maddox	QB	1990
Courtney Keyler	P	1990
Bret Johnson	QB	1989
Matt Darby	SS	1988
Alfredo Velasco	K	1986
Dennis Price	SS	1984
James Washington	FS	1984
Kevin Buenafe	P	1981
Jojo Townsell	FL	1979

Four-Year Starters

Player	Pos.	Years
Jake Brendel (school-best 52 starts)	C	2012-15
Ka'imi Fairbairn	K	2012-15
Jeff Baca	OG/T	2008-09, 11-12
Johnathan Franklin	RB	2009-12
Jeff Locke	P	2009-12
Sheldon Price	CB	2009-12
Kai Forbath	K	2007-10
Christian Yount	LS	2007-10
Reggie Carter	LB	2006-09
Trey Brown	CB	2004-07
Shannon Tevaga	OG	2004-07
Justin Medlock	K	2003-06
Jarrad Page	SS	2002-05
Nate Fikse	P	1999-02
Ricky Manning, Jr.	CB	1999-02
Cory Paus	QB	1999-02
Mike Saffer	OT	1999-02
Ryan Nece	LB	1998-01
Cade McNown	QB	1995-98
Chad Overhauser	OT	1994-97
Bjorn Merten	K	1993-96
Jonathan Ogden	OT	1992-95
Craig Novitsky	OG	1990-93
Vaughn Parker	OT	1990-93
Carlton Gray	CB	1989-92
Matt Darby	SS	1988-91
Alfredo Velasco	K	1986-89
James Washington	FS	1984-87
John Lee	K	1982-85
Kevin Buenafe	P	1981-84
Lupe Sanchez	CB	1979-80, 82-83
Jojo Townsell	FL	1979-82
Kenny Easley	FS	1977-80
Manu Tuiasosopo	DL	1975-78

All starter lists are 1972-Present

## BOWL HISTORY

### Rose Bowl

Georgia 9, UCLA 0 • January 1, 1943

PASADENA, Calif. — UCLA's first ever bowl appearance did not end on a successful note, as the Bulldogs defeated the Bruins. Playing one of its best games of the season, UCLA held the Bulldogs scoreless for three quarters. However, the powerful UGA defense held the Bruins without any points as well. On the first play of the fourth quarter, Georgia's Red Boyd blocked Bob Waterfield's punt deep in the end zone for a safety. Georgia added a touchdown following an interception of a Waterfield pass by Clyde Ehrhardt. The Bulldogs' All-American Frankie Sinkwich powered over from the one-yard line for the lone touchdown in the contest.

#### Scoring

Georgia	0	0	0	9	—	9
UCLA	0	0	0	0	—	0

Attendance: 90,000.

Scoring: UGA—Red Boyd blocks Bob Waterfield's punt for an automatic safety. UGA—Frankie Sinkwich, one-yard run. Leo Costa converts.

Georgia	UCLA	
24	First Downs	5
61/212	Carries/Net Yards Rushing	26/97
161	Net Yards Passing	62
30/12/2	Passes Att./Comp./Int.	15/4/4
91/373	Total Plays/Total Yards	41/159

#### Top Individuals

Rushing — Trippi (G) 27-115-0; Snelling (U) 5-41-0; Sinkwich (G) 11-33-1.

### Rose Bowl

Illinois 45, UCLA 14 • January 1, 1947

PASADENA, Calif. — The Bruins scored their first ever post-season points when quarterback Ernie Case scored on a sneak to give the Bruins a slim 7-6 first-quarter lead. However, it was the fourth-ranked Illini who tallied quickly and often, outscoring unranked UCLA 39-7 from that point on en route to a 45-14 victory. Illinois dominated the Bruins on the ground, compiling 320 yards to the Bruins 62. UCLA's Al Hoisch returned Illinois kicker Don Maechtke's kickoff 103 yards, establishing a Rose Bowl record which still stands today.

#### Scoring

Illinois	6	19	0	20	—	45
UCLA	7	7	0	0	—	14

Attendance: 93,000.

Scoring: IL—Julius Rykovich, one-yard run. Kick failed. UCLA—Ernie Case, one-yard sneak. Case converts. IL—Buddy Young, two-yard run. Don Maechtke converts. IL—Paul Patterson four-yard run. Kick failed. IL—Perry Moss one-yard sneak. Kick blocked. UCLA—Al Hoisch returns Maechtke's kickoff 103 yards. Case converts. IL—Young, one-yard run. Maechtke converts. IL—Ruck Steger, 68-yard interception return. Kick failed. IL—Stan Green, 20-yard interception return. Maechtke converts.

Illinois	UCLA	
23	First Downs	12
64/320	Carries/Net Yards Rushing	32/62
78	Net Yards Passing	176
15/4/2	Passes Att./Comp./Int.	29/13/4
79/398	Total Plays/Total Yards	61/238

#### Top Individuals

Rushing — Rykovich (I) 18-103-1; Young (I) 20-103-2; Patterson (I) 5-57-1; Hoisch (U) 4-27-0; Rossi (U) 10-23-0; Passing — Case (U) 24-11-2-165-0; Moss (I) 8-3-0-65-0.

### Rose Bowl

Michigan State 28, UCLA 20 • January 1, 1954

PASADENA, Calif. — Fifth-ranked UCLA completely dominated the first half of the game and capitalized on two Spartan fumbles to score the first 14 points in the contest. However, a missed blocking assignment allowed MSU's Ellis Duckett room to block a Paul Cameron kick and score from the Bruin six-yard line with 4:45 left in the half. The Bruins left the field at halftime ahead 14-7 after allowing No. 3 Michigan State only one completed pass, for a seven-yard loss, and a net gain of 56 total yards.

MSU outscored the Bruins 14-0 after two long third quarter drives to grab a 21-14 lead. After another Spartan fumble, Cameron connected on a 28-yard pass to Rommie Loudd who made a great leaping catch. The reception pulled the Bruins to within one point, 21-20 with 12:36 to play in the fourth quarter. UCLA failed on its conversion attempt, leaving the Spartans clinging to a one-point lead. Bruin hopes of regaining the lead were thwarted when Billy Wells returned a Cameron punt 62 yards for a touchdown with 4:51 left in the game.

#### Scoring

Michigan State	0	7	14	7	—	28
UCLA	7	7	0	6	—	20

Weather: Sunny. Attendance: 100,500.

Scoring: UCLA—Bill Stits 13-yard pass from Paul Cameron. John Her-

mann converts. UCLA—Cameron, two-yard run. Hermann converts. MSU—Ellis Duckett, six-yard blocked punt return. Evan Slonac converts. MSU—LeRoy Bolden, one-yard run. Slonac converts. MSU—Billy Wells, two-yard run. Slonac converts. UCLA—Rommie Loudd, 28-yard pass from Cameron passes 28 yards to Rommie Loudd. Kick failed. MSU—Wells, 62-yard punt return. Slonac converts.

Michigan State	UCLA	
14	First Downs	16
53/195	Carries/Net Yards Rushing	40/90
11	Net Yards Passing	152
10/2/1	Passes Att./Comp./Int.	24/9/2
63/206	Total Plays/Total Yards	64/242

#### Top Individuals

Rushing — Wells (M) 14-80-1; Bolden (M) 14-52-1; Stits (U) 5-25-0; Davenport (U) 8-22-0; Dailey (U) 7-20-0; Villaneuva (U) 5-17-0; Passing — Cameron (U) 22-9-1-152-2; Yewic (M) 8-2-1-11-0; Receiving — Stits (U) 2-46-1; Hermann (U) 2-15-0; Heydenfeldt (U) 1-33-0; Loudd (U) 1-28-1; Bolden (M) 1-18-0.

### Rose Bowl

Michigan State 17, UCLA 14 • January 1, 1956

PASADENA, Calif. — David Kaiser's field goal with seven seconds remaining provided a sensational finish to a spectacular game as the second-ranked Spartans earned a 17-14 decision over fourth-ranked UCLA. The Bruins scored first when fullback Bob Davenport scored from the two-yard line four plays after Jim Decker picked off an Earl Morral pass. Michigan State scored the next two touchdowns but the Bruins tied the score at 14 in the fourth quarter when Doug Peters dove over from the one-yard line. With time running out in the game, UCLA was called for an intentional grounding infraction which pushed the ball back to its own one-yard line. A poor punt gave the Spartans the ball at the UCLA 40. However, the Bruins were cited for interference with the kick returner and the Spartans received the ball at the Bruin 19, setting up Kaiser's game-winning 41-yard field goal.

#### Scoring

Michigan State	0	7	0	10	—	17
UCLA	7	0	0	7	—	14

Attendance: 100,809.

Scoring: UCLA—Bob Davenport, two-yard run. Jim Decker converts. MSU—Clarence Peaks, 13-yard pass from Earl Morral. Gerald Planutis converts. MSU—John Lewis, 67-yard pass from Peaks. Planutis converts. UCLA—Doug Peters, one-yard run. Decker converts. MSU—David Kaiser, 41-yard field goal.

Michigan State	UCLA	
18	First Downs	13
50/251	Carries/Net Yards Rushing	42/136
33	Net Yards Passing	61
18/6/2	Passes Att./Comp./Int.	10/2/1
68/381	Total Plays/Total Yards	52/197

#### Top Individuals

Rushing — Kowalczyk (M) 13-88-0; Planutis (M) 12-66-0; S. Brown (U) 14-63-0; Davenport (U) 10-26; Passing — Knox (U) 8-2-1-61-0; Morral (M) 15-4-2-38-1; Peaks (M) 2-1-0-67-1; Receiving — Peaks (M) 3-40-1; Decker (U) 1-47; Loudd (U) 1-14.

### Rose Bowl

Minnesota 21, UCLA 3 • January 1, 1962

PASADENA, Calif. — With 16 players returning from their 1961 Rose Bowl loss, the Golden Gophers were primed and ready for the 1962 renewal, and they used that experience to defeat the Bruins, 21-3. The Bruins opened the scoring when Bobby Smith kicked a 28-yard field goal at the 8:40 mark of the first quarter. However, that was all the offense the Bruins could muster and Minnesota scored touchdowns in the first, second, and fourth quarters.

#### Scoring

Minnesota	7	7	0	7	—	21
UCLA	3	0	0	0	—	3

Weather: Sunny. Attendance: 98,214.

Scoring: UCLA—Bobby Smith, 28-yard field goal. MINN—Sandy Stephens, one-yard run. Tom Loechler converts. MINN—Bill Munsey, three-yard run. Loechler converts. MINN—Stephens, two-yard run. Loechler converts.

Minnesota	UCLA	
21	First Downs	8
55/222	Carries/Net Yards Rushing	34/55
75	Net Yards Passing	52
11/7/0	Passes Att./Comp./Int.	8/5/0
66/297	Total Plays/Total Yards	42/107

#### Top Individuals

Rushing — Alexander (U) 10-48-0; Stephens (M) 12-46-2; Dickson (M) 12-45-0; Smith (U) 10-8-0. Passing — Stephens (M) 11-7-0-75-0; B. Smith (U) 5-2-0-22-0; Singleton (U) 2-2-0-18-0. Receiving

— Alexander (U) 3-26-0; Cairns (M) 2-24-0; Zeno (U) 1-14-0; Hauck 1-12-0.

### Rose Bowl

UCLA 14, Michigan State 12 • January 1, 1966

PASADENA, Calif. — Fifth-ranked UCLA earned its first Rose Bowl victory by upsetting No. 1-ranked and previously unbeaten, Michigan State. Quarterback Gary Beban ran for two touchdowns and threw for 147 yards in leading the Bruins to victory. UCLA took a 7-0 lead on the first play of the second quarter on a one-yard run by Beban after John Erquiaga had recovered a fumbled punt return. A successful onside kick was recovered by Dallas Grider at the MSU 42-yard line. A 21-yard run by Mel Farr and a 20-yard pass from Beban to Kurt Altenberg gave the Bruins the ball at the one-yard line. On the next play, with 11:50 left in the first half, Beban sneaked in for a touchdown and a 14-0 lead. Michigan State finally got on the scoreboard in the fourth quarter when Bob Apisa scored on a 38-yard run at the 6:13 mark but the Spartans failed on a two-point pass attempt. On the next series, Bubba Smith partially blocked Larry Cox's punt to give MSU the ball at the UCLA 49. Steve Juday finished off a 14-play scoring drive with a one-yard sneak with 31 seconds to play. Bob Stiles and Grider stopped Apisa short of the goal line on the two-point try.

#### Scoring

Michigan State	0	0	0	12	—	12
UCLA	0	14	0	0	—	14

Weather: Sunny 65°. Attendance: 100,087.

Scoring: UCLA—Gary Beban, one-yard run. Kurt Zimmerman converts. UCLA—Beban, one-yard run. Zimmerman converts. MSU—Bob Apisa, 38-yard run. Steve Juday's pass failed. MSU—Juday, one-yard run. Apisa run failed.

Michigan State	UCLA	
13	First Downs	10
46/204	Carries/Net Yards Rushing	41/65
110	Net Yards Passing	147
22/8/3	Passes Att./Comp./Int.	20/8/0
68/314	Total Plays/Total Yards	61/212

#### Top Individuals

Rushing — C. Jones (M) 20-113-0; Apisa (M) 4-49-1; Lee (M) 15-41-0; Farr (U) 10-36-0; Beban (U) 25-14-2; Horgan (U) 5-12-0. Passing — Beban (U) 20-8-0-147-0; Juday (M) 18-6-3-80-0; Raye (M) 4-2-0-30-0. Receiving — Washington (M) 4-81-0; Altenberg (U) 3-55-0; Nelson (U) 2-29-0.

### Rose Bowl

UCLA 23, Ohio State 10 • January 1, 1976

PASADENA, Calif. — On Jan. 1, 1976, the 11th-ranked Bruins returned to Pasadena to take on Woody Hayes' top-ranked Ohio State Buckeyes and two-time Heisman Trophy winner Archie Griffin. During a first half in which Ohio State had the ball for 20 of the 24 minutes, kicker Tom Klaban provided the only points with a second-quarter field goal, giving the Buckeyes a 3-0 halftime lead. The Bruins tied the game early in the third quarter on a 33-yard field goal by Brett White. On UCLA's next possession, John Sciarra and Wally Henry hooked up on a 16-yard touchdown play. Late in the third quarter, Sciarra and Henry combined for a 67-yard touchdown play. OSU's Pete Johnson countered with a three-yard touchdown but Wendell Tyler, who rushed for 172 yards, countered with a 54-yard touchdown. Sciarra was named Rose Bowl MVP for completing 13-of-19 passes for 212 yards and two touchdowns.

#### Scoring

Ohio State	3	0	0	7	—	10
UCLA	0	0	16	7	—	23

Weather: Clear 60°. Attendance: 105,464.

Scoring: OSU—Tom Klaban, 42-yard field goal. UCLA—Brett White, 33-yard field goal. UCLA—Wally Henry, 16-yard pass from John Sciarra. White kick failed. UCLA—Henry, 67-yard pass from Sciarra. White converts. OSU—Pete Johnson, three-yard run. Klaban converts. UCLA—Wendell Tyler, 54-yard run. White converts.

Ohio State	UCLA	
20	First Downs	19
51/208	Carries/Net Yards Rushing	47/202
90	Net Yards Passing	212
18/7/2	Passes Att./Comp./Int.	19/13/2
69/298	Total Plays/Total Yards	66/414

#### Top Individuals

Rushing — Tyler (U) 21-172-1; Griffin (O) 17-93-0; Johnson (O) 19-70-1. Passing — Sciarra (U) 19-13-2-212-2; Greene (O) 18-7-2-90-0; Receiving — Henry (U) 5-113-2; Andersen (U) 3-39-0; Baschnagel (O) 3-26-0.

## BOWL HISTORY

### Liberty Bowl

Alabama 36, UCLA 6 • December 20, 1976

MEMPHIS, Tenn. — The 1976 Liberty Bowl marked the first time the Bruins participated in a bowl game other than the Rose, but were soundly defeated by the Crimson Tide in a game played in windy and near-freezing conditions. No. 16 Alabama took control early, scoring 17 first quarter points on a Bruin team that had allowed only 23 all year. Alabama pulled away to a 30-0 lead before running back Theotis Brown dashed 61-yards for the lone score by the No. 7 Bruins. UCLA totaled 380 offensive yards, but committed four turnovers and was stopped on downs inside the Alabama five-yard line on two occasions. Brown (1,092) and Wendell Tyler (1,003) became the school's first twin-thousand yard rushers for a season during the contest.

#### Scoring

Alabama	17	7	3	9	—	36
UCLA	0	0	0	6	—	6

Weather: Windy 34°. Attendance: 52,736.

Scoring: ALA—Buckey Berrey, 37-yard field goal. ALA—Barry Krauss 44-yard interception return. Berrey converts. ALA—Johnny Davis, two-yard run. Berrey converts. ALA—Jack O'Rear, 20-yard pass from Tony Nathan. Berrey converts. ALA—Berrey, 25-yard field goal. ALA—Berrey, 28-yard goal. UCLA—Theotis Brown 61-yard run. Corral kick failed. ALA—Rick Watson, one-yard run. Berrey pass failed.

Alabama	UCLA	
23	First Downs	17
52/268	Carries/Net Yards Rushing	49/233/1
104	Net Yards Passing	147
11/8/0	Passes Att./Comp./Int.	18/10/3
63/372	Total Plays/Total Yards	67/380

#### Top Individuals

Rushing — Brown (U) 16-102-1; Nathan (A) 9-67-0; Dankworth (U) 15-60-0; Tyler (U) 17-59-0; Davis (A) 11-59-1. Passing — Dankworth (U) 17-10-3-147-0; Rutledge (A) 7-5-0-53-0. Receiving — Brown (U) 3-24-0; Newsome (A) 2-13-0; Walker (U) 2-44-0; O'Rear (A) 2-16-1; Neal (A) 2-45-0.

### Fiesta Bowl

UCLA 10, Arkansas 10 • December 25, 1978

TEMPE, Ariz. — On this Christmas day in Tempe, AZ, the 15th-ranked Bruins and eighth-ranked Razorbacks played to a 10-10 tie. Running back James Owens ran for 121 yards and Theotis Brown added 84 as offensive standouts for the Bruins. After Arkansas grabbed a 10-0 halftime lead, the Bruin defense took charge, and the offense produced the game-tying points in the second half on a field goal by Peter Boermeester and a 15-yard run by quarterback Steve Bukich, making his only start of the season.

#### Scoring

Arkansas	0	10	0	0	—	10
UCLA	0	0	3	7	—	10

Weather: Sunny 70°. Attendance: 55,202.

Scoring: ARK—Roland Sales, four-yard run. Ismael Ordonez converts. ARK—Ordonez, 37-yard field goal. UCLA—Peter Boermeester, 41-yard field goal. UCLA—Steve Bukich, 15-yard run. Boermeester converts.

Arkansas	UCLA	
19	First Downs	14
51/200	Carries/Net Yards Rushing	55/255
78	Net Yards Passing	61
24/13/2	Passes Att./Comp./Int.	11/4/2
75/278	Total Plays/Total Yards	66/316

#### Top Individuals

Rushing — Owens (U) 17-121-0; Cowins (A) 24-89-0; Brown (U) 11-84-0. Passing — Calcagni (A) 16-11-0-49-0; Bukich (U) 11-4-2-61-0. Receiving — Clay (A) 3-11-0; Eckwood (A) 3-(-1)-0; Reece (U) 2-36-0. Tackles — Muro (U) 19; Robinson (U) 15; Tuiasosopo (U) 13.

### Bluebonnet Bowl

Michigan 33, UCLA 14 • December 31, 1981

HOUSTON, Texas — In what would be their last bowl defeat for over a decade, No. 19 UCLA was held to 33 yards rushing in the 33-14 loss to No. 16 Michigan. Despite its inability to move the ball, UCLA trailed by only five points midway through the final period. With 7:37 remaining in the contest, the Bruins closed to within 19-14 when Tom Ramsey threw his second touchdown pass of the game, 16th of the year, covering nine yards to Tim Wrightman. Michigan answered with a couple of touchdowns in the final five minutes, including one with just eight seconds remaining in the game, to produce the deceptively large final margin.

#### Scoring

Michigan	10	0	3	20	—	33
UCLA	0	0	7	7	—	14

Weather: 72° (indoors). Attendance: 40,309.

Scoring: MICH—Ali Haji-Sheikh, 24-yard field goal. MICH—Anthony Carter, 50-yard pass from Steve Smith. Haji-Sheikh converts. UCLA—Jojo Townsell, 17-yard pass from Tom Ramsey. Norm Johnson converts. MICH—Haji-Sheikh, 47-yard field goal. MICH—Butch Woolfolk, one-yard run. Run failed. UCLA—Tim Wrightman, nine-yard pass from Ramsey. Johnson converts. MICH—Smith, nine-yard run. Haji-Sheikh converts. MICH—B.J. Dickey, five-yard run. Haji-Sheikh converts.

Michigan	UCLA	
25	First Downs	14
54/315	Carries/Net Yards Rushing	33/33
168	Net Yards Passing	162
16/10/0	Passes Att./Comp./Int.	26/12/2
70/483	Total Plays/Total Yards	61/195

#### Top Individuals

Rushing — Woolfolk (M) 27-186-1; Smith (M) 10-64-1; Nelson (U) 18-33-0. Passing — Smith (M) 15-9-0-152-1; Ramsey (U) 25-12-1-162-2. Receiving — Carter (M) 6-127-1; Carney (U) 5-89-0.; Townsell (U) 3-37-1. Tackles — Rogers (U) 13; Montgomery (U) 11.

### Rose Bowl

UCLA 24, Michigan 14 • January 1, 1983

PASADENA, Calif. — The fifth-ranked Bruins began their record-setting bowl streak by defeating the 19th-ranked Michigan Wolverines, 24-10, in the 1983 Rose Bowl. Earlier in the year, the two teams had played in Ann Arbor and the Bruins had rallied from a 21-0 second-quarter deficit for a 31-27 victory. UCLA, 9-1-1 during the regular season, outscored the Wolverines 10-0 in the first half on Tom Ramsey's one-yard touchdown run and John Lee's 39-yard field goal. Michigan closed the gap to three points early in the third quarter, but Danny Andrews countered with a nine-yard touchdown scamper. The Bruins put the game out of reach with just over eight minutes remaining when Blanchard Montgomery intercepted a pass and returned it 11 yards to make the score 24-7. Ramsey was voted Player of the Game, completing 18 of 25 passes for 162 yards.

#### Scoring

Michigan	0	0	7	7	—	14
UCLA	7	3	7	7	—	24

Weather: Clear 70°. Attendance: 104,991.

Scoring: UCLA—Tom Ramsey, one-yard run. John Lee converts. UCLA—Lee kicks 39-yard field goal. MICH—Eddie Garrett, one-yard pass from Dave Hall. Ali Haji-Sheikh converts. UCLA—Danny Andrews, nine-yard run. Lee converts. UCLA—Blanchard Montgomery 11-yard interception return. Lee converts. MICH—Dan Rice, four-yard pass from Hall. Haji-Sheikh converts.

Michigan	UCLA	
19	First Downs	19
38/110	Carries/Net Yards Rushing	47/181
209	Net Yards Passing	162
34/19/3	Passes Att./Comp./Int.	25/18/0
72/319	Total Plays/Total Yards	72/343

#### Top Individuals

Rushing — Ricks (M) 23-88-0; Nelson (U) 11-48-0; Cephus (U) 8-46-0; Andrews (U) 12-42-1. Passing — Ramsey (U) 25-18-0-162-0; Hall (M) 24-13-2-155-2; Smith (M) 9-6-0-54-0. Receiving — Bergmann (U) 6-48-0; Dunaway (M) 5-110-1; Carter (M) 5-59-0; Townsell (U) 4-45-0. Tackles — Rogers (U) 11; Montgomery (U) 9; Knowles (U) 9.

### Rose Bowl

UCLA 45, Illinois 9 • January 2, 1984

PASADENA, Calif. — Unranked UCLA won its fourth straight Rose Bowl, upsetting highly-favored No. 4 Illinois (10-1 entering the game). Quarterback Rick Neuheisel, who was ill the previous night, was the star, completing 22 of 31 passes for 298 yards and four touchdowns. Don Rogers' interception 43 seconds into the game led to Neuheisel's first TD pass, a three-yarder to Paul Bergmann. After an Illini field goal made the score 7-3, UCLA scored 21 points in the next eight minutes. Kevin Nelson ran 28 yards for a score. Neuheisel found Karl Dorrell with a 16-yard TD pass following another Rogers interception and Mike Young's 53-yard touchdown reception made it 28-3 at intermission. Neuheisel tossed another touchdown pass to Dorrell in the second half and the Bruins added one more touchdown to make the final score 45-9.

#### Scoring

Illinois	0	3	0	6	—	9
UCLA	7	21	10	7	—	45

Weather: Sunny 84°. Attendance: 103,217.

Scoring: UCLA—Paul Bergmann, three-yard pass from Rick Neuheisel. John Lee converts. IL—Chris White, 41-yard field goal. UCLA—Kevin Nelson 28-yard run. Lee converts. UCLA—Karl Dorrell, 16-yard pass from Neuheisel. Lee converts. UCLA—Mike Young, 53-yard pass from Neuheisel. Lee converts. UCLA—Dorrell, 15-yard pass from Neuheisel. Lee converts. UCLA—Lee, 29-yard field goal. IL—Thomas Rooks, five-yard pass from Jack Trudeau. Pass failed. UCLA—Bryan Wiley, eight-yard run. Lee converts.

Illinois	UCLA	
16	First Downs	27
17/0	Carries/Net Yards Rushing	52/213
205	Net Yards Passing	298
47/25/4	Passes Att./Comp./Int.	31/22/0
64/205	Total Plays/Total Yards	83/511

#### Top Individuals

Rushing — Cephus (U) 12-86-0; Nelson (U) 18-69-1. Passing — Neuheisel (U) 31-22-0-298-4; Trudeau (I) 39-23-3-178-1. Receiving — Williams (I) 10-88-0; Rooks (I) 6-35-1; Young (U) 5-129-1; Dorrell (U) 5-61-2. Tackles — Knowles (U) 10; Taylor (U) 7; Rogers (U) 6.

### Fiesta Bowl

UCLA 39, Miami 37 • January 1, 1985

TEMPE, Ariz. — UCLA, ranked 14th, rallied from a fourth-quarter deficit to earn its third consecutive New Year's Day victory, defeating 13th-ranked Miami 39-37, in the Fiesta Bowl. Tailback Gaston Green, in his first career start, rushed for 144 yards and scored two touchdowns and was named Offensive Player of the Game. James Washington intercepted his fifth pass of the year to earn Defensive Player of the Game honors. With Miami leading 21-7 in the second quarter, Green's 72-yard run and two John Lee field goals gave UCLA a 22-21 halftime lead. Miami rallied, taking a 37-36 lead with 2:58 remaining, but Steve Bono moved the Bruins down the field and Lee kicked a 22-yard field goal for the winning points. Miami mounted one last charge but Terry Tumej forced a fumble after a sack of Bernie Kosar to seal the win.

#### Scoring

Miami	14	7	3	13	—	37
UCLA	7	15	7	10	—	39

Weather: Sunny 51°. Attendance: 60,310.

Scoring: UCLA—Gaston Green, six-yard run. John Lee converts. MIA—Darryl Oliver 34-yard run. Greg Cox converts. MIA—Ed Brown, 68-yard punt return. Cox converts. MIA—Brian Blades, 48-yard pass from Bernie Kosar. Cox converts. UCLA—Green 72-yard run. Lee converts. UCLA—Shinnick tallies safety. UCLA—Lee, 51-yard field goal. UCLA—Lee, 33-yard field goal. MIA—Cox, 31-yard field goal. UCLA—Mike Sherrard, 10-yard pass from Steve Bono. Lee converts. UCLA—Mike Young, 33-yard pass from Bono. Lee converts. MIA—Melvin Bratton, 19-yard run. Kosar pass failed. MIA—Bratton, three-yard pass from Kosar. Cox converts. UCLA—Lee kicks 22-yard field goal.

Miami	UCLA	
23	First Downs	20
33/129	Carries/Net Yards Rushing	44/161
294	Net Yards Passing	243
44/31/1	Passes Att./Comp./Int.	27/18/0
77/423	Total Plays/Total Yards	61/404

#### Top Individuals

Rushing — Green (U) 21-144-2; Oliver (M) 8-75-1; Bratton (M) 12-56-2. Passing — Bono (U) 27-18-0-243-2; Kosar (M) 44-31-1-294-2. Receiving — Bratton (M) 9-42-1; W. Smith (M) 8-61-0; Sherrard (U) 5-94-1; Green (U) 5-47-0. Tackles — Price (U) 10; Taylor (U) 8; Washington (U) 7.

### Rose Bowl

UCLA 45, Iowa 28 • January 1, 1986

PASADENA, Calif. — Redshirt freshman Eric Ball rushed for 227 yards, the second highest total in Rose Bowl annals, and four touchdowns to lead 13th-ranked UCLA to a 45-28 victory, its fourth in as many years on New Year's Day. The tailback was not the only star of the day. Junior quarterback Matt Stevens, starting in place of injured David Norrie, completed 16 of 26 passes for 189 yards and one touchdown and scored UCLA's last TD on a fourth-quarter sneak. James Washington, Tommy Taylor and Ken Norton, with 10 tackles each, led a Bruin defense that limited the fourth-ranked Hawkeyes to 13 points during a 45-minute span in which the Bruin offense was scoring 45 points.

#### Scoring

Iowa	7	3	7	11	—	28
UCLA	10	14	7	14	—	45

Weather: Overcast 71°. Attendance: 103,292.

Scoring: IOWA—David Hudson, one-yard run. Rob Houghtlin converts. UCLA—Eric Ball, 30-yard run. John Lee converts. UCLA—Lee, 42-yard field goal. IOWA—Houghtlin, 24-yard field goal. UCLA—Ball, 40-yard run. Lee converts. UCLA—Ball, six-yard run. Lee converts. IOWA—Chuck Long four-yard run. Houghtlin converts. UCLA—Mike Sherrard, six-yard pass from Matt Stevens. Lee converts. UCLA—Ball, 32-yard run. Lee converts. IOWA—Houghtlin, 52-yard field goal. UCLA—Stevens, one-yard run. Lee converts. IOWA—Bill Happel, 11-yard pass from Long. Harmon run.

## BOWL HISTORY

Iowa		UCLA
25	First Downs	29
34/82	Carries/Net Yards Rushing	55/299
319	Net Yards Passing	189
38/29/1	Passes Att./Comp./Int.	26/16/1
72/401	Total Plays/Total Yards	81/488

### Top Individuals

Rushing — Ball (U) 22-227-4; R. Harmon (I) 14-55-0; Hudson (I) 13-53-1; Green (U) 13-46-0. Passing — Long (I) 37-29-1-319-1; Stevens (U) 26-16-1-189-1. Receiving — R. Harmon (I) 11-102-0; Happel (I) 6-89-1; Sherrard (U) 4-48-1; Dorrell (U) 3-59-0. Tackles — Washington (U) 10; Norton (U) 10; Taylor (U) 10.

### Freedom Bowl

UCLA 31, BYU 10 • December 30, 1986

ANAHEIM, Calif. — For the fifth consecutive year, No. 15 UCLA capped a successful campaign with a post-season victory, defeating BYU, 31-10. Tailback Gaston Green had a record-setting performance against the Cougars and the Bruin defense held BYU without a touchdown until just under two minutes remained in the contest. Green scored three touchdowns and passed for a fourth en route to setting a major-bowl record with 266 net yards rushing. By the end of the third quarter, he had already rushed for 262 yards and three scores. UCLA led just 7-3 at halftime, but the Bruins broke the game open with 17 third-quarter points.

Scoring					
BYU	3	0	0	7	— 10
UCLA	7	0	17	7	— 31

Weather: Clouds 68°. Attendance: 55,422.

Scoring: BYU—Leonard Chitty, 32-yard field goal. UCLA—Gaston Green three-yard run. Dave Franey converts. UCLA—Green, one-yard run. Franey converts. UCLA—Franey, 49-yard field goal. UCLA—Green, 79-yard run. Franey converts. UCLA—Karl Dorrell, 13-yard pass from Green. Franey converts. BYU—Bruce Hansen three-yard run. Chitty converts.

BYU		UCLA
18	First Downs	19
43/73	Carries/Net Yards Rushing	49/423
221	Net Yards Passing	95
43/25/3	Passes Att./Comp./Int.	21/8/1
86/294	Total Plays/Total Yards	70/518

### Top Individuals

Rushing — Green (U) 33-266-3; Greenwood (U) 5-104-0; Heimuli (B) 11-40-0; B. Hansen (B) 8-36-1. Passing — Jensen (B) 31-18-3-124-0; Stevens (U) 20-7-1-82-0. Receiving — Heimuli (B) 8-66-0; Dorrell (U) 6-83-1; Parker (B) 5-27-0. Tackles — Norton (U) 17; Lake (U) 11; Bolin (U) 10; Wahler (U) 9.

### Jeep Eagle Aloha Bowl

UCLA 20, Florida 16 • December 25, 1987

HONOLULU, Hawai'i — UCLA became only the fifth school in college football history to win six consecutive bowl games with its 20-16 triumph over Florida in the Aloha Bowl. Florida built a 10-3 lead in the second quarter, but the 10th-ranked Bruins mounted an 81-yard drive over the final four minutes which resulted in Brian Brown's one-yard TD run with three seconds remaining in the half. The Bruins took the lead for good with 1:18 remaining in the third quarter as tailback Danny Thompson grabbed a tipped pass in the end zone for a 17-10 lead. Velasco's second field goal of the contest made the score 20-10, but Kerwin Bell's second touchdown pass of the day, with 7:51 remaining, closed the gap to four points, 20-16.

Scoring					
Florida	7	3	0	6	— 16
UCLA	3	7	7	3	— 20

Weather: Sunny 78°. Attendance: 24,839.

Scoring: UCLA—Alfredo Velasco, 34-yard field goal. FLA—Stacey Simmons, seven-yard pass from Kerwin Bell. Robert McGinty converts. FLA—McGinty, 32-yard field goal. UCLA—Brian Brown, one-yard run. Velasco converts. UCLA—Danny Thompson, five-yard pass from Troy Aikman. Velasco converts. UCLA—Velasco, 32-yard field goal. FLA—Anthony Williams, 14-yard pass from Bell. Kick blocked.

Florida		UCLA
24	First Downs	15
38/185	Carries/Net Yards Rushing	41/48
188	Net Yards Passing	173
38/19/0	Passes Att./Comp./Int.	30/19/2
76/373	Total Plays/Total Yards	71/221

### Top Individuals

Rushing — Smith (F) 17-128-0; Ball (U) 23-49-0; W. Williams (F) 8-43-0; Brown (U) 10-29-1. Passing — Aikman (U) 30-19-0-173-1; Bell (F) 38-19-0-188-2. Receiving — Anderson (U) 4-52-0; Smith (F) 4-19-0; Sneed (F) 3-62-0; Pickert (U) 3-37-0. Tackles — Washington (U) 12; Johnson (U) 11; Dial (U) 10.

### Mobil Cotton Bowl

UCLA 17, Arkansas 3 • January 2, 1989

DALLAS, Texas — UCLA became the first school in college football history to win seven consecutive bowl games with its 17-3 triumph over Arkansas in the Cotton Bowl. In addition, Terry Donahue became the first coach in history to accomplish that feat. No. 9 UCLA built a 14-0 halftime lead on a one-yard run by Mark Estwick and Troy Aikman's one-yard pass to Corwin Anthony. Eighth-ranked Arkansas got on the board late in the third quarter when Kendall Trainor kicked a 49-yard field goal. UCLA's Alfredo Velasco countered with a 32-yard three-pointer with just under six minutes remaining in the game. UCLA held Arkansas to just 42 net yards and four first downs on 36 plays. Tailback Shawn Wills became the first freshman in the history of the Cotton Bowl game to rush for over 100 yards (120).

Scoring					
Arkansas	0	0	3	0	— 3
UCLA	0	14	0	3	— 17

Weather: Cloudy 65°. Attendance: 74,304.

Scoring: UCLA—Mark Estwick, one-yard run. Alfredo Velasco converts. UCLA—Corwin Anthony, one-yard pass from Troy Aikman. Velasco converts. ARK—Kendall Trainor, 49-yard field goal. UCLA—Velasco, 32-yard field goal.

Arkansas		UCLA
4	First Downs	22
22/21	Carries/Net Yards Rushing	55/199
21	Net Yards Passing	172
14/4/1	Passes Att./Comp./Int.	27/19/1
36/42	Total Plays/Total Yards	82/371

### Top Individuals

Rushing — Wills (U) 18-120-0; Brown (U) 16-56-0; Grove (A) 7-19-0. Passing — Aikman (U) 27-19-1-172-1; Grove (A) 7-2-0-10-0. Receiving — Farr (U) 4-48-0; McCracken (U) 2-16-0. Tackles — Kline (U) 8; Davis (U) 6; Wahler (U) 6.

### Hancock Bowl

UCLA 6, Illinois 3 • December 31, 1991

EL PASO, Texas — No. 22 UCLA increased its record of consecutive bowl victories to eight with a 6-3 victory over Illinois in the John Hancock Bowl. UCLA took a 3-0 lead in the first quarter on a 32-yard Louis Perez field goal, after Michael Williams blocked a punt by Illinois' Forrey Wells. Illinois tied the score in the third quarter on a 27-yard field goal by Chris Richardson. The game remained tied until the fourth quarter, when the Bruin special teams unit came through again, with senior Randy Cole recovering a fumbled punt by Filmel Johnson on the Illini 11-yard line to set up a game-winning 19-yard field goal by Perez. The Illini took the ensuing kickoff and drove all the way to the UCLA 29, but were stopped when senior linebacker Stacy Argo intercepted a Jason Verduzco pass and returned it to the UCLA 34. Linebacker Arnold Ale, who made a first-quarter goal-line interception, was named the game's MVP.

Scoring					
Illinois	0	0	3	0	— 3
UCLA	3	0	0	3	— 6

Weather: Clear 57°. Attendance: 42,281.

Scoring: UCLA—Louis Perez, 32-yard field goal. IL—Chris Richardson, 27-yard field goal. UCLA—Perez, 19-yard field goal.

Illinois		UCLA
19	First Downs	14
26/119	Carries/Net Yards Rushing	41/92
189	Net Yards Passing	176
38/17/3	Passes Att./Comp./Int.	28/17/1
64/308	Total Plays/Total Yards	69/268

### Top Individuals

Rushing — Feagin (I) 12-71-0; Williams (U) 23-52-0; Carter (U) 6-22-0. Passing — Maddox (U) 28-17-1-176-0; Verduzco (I) 38-17-3-189-0. Receiving — Wright (I) 9-94-0; LaChapelle (U) 5-69-0; Davis (U) 4-41-0; Bell (I) 4-19-0; Williams (U) 3-13-0. Tackles — Darby (U) 8; Henderson (U) 5; Cole (U) 5.

### Rose Bowl

Wisconsin 21, UCLA 16 • January 1, 1994

PASADENA, Calif. — UCLA was playing in its 10th bowl in 13 seasons, but despite a record-setting performance by receiver J.J. Stokes, the 14th-ranked Bruins were unable to pull out a victory against the ninth-ranked Badgers. Putting the finishing touches on his All-American season, Stokes set Rose Bowl records for receptions (14) and receiving yards (176) in the Bruins' losing effort. Playing only days after a serious bout with the flu caused him to miss three practices during game week, UCLA quarterback Wayne Cook passed for 288 yards while completing 28 passes, the third-highest total in school history at the time. UCLA trailed most of the game, but pulled to within five points with 3:38 remaining in the game. On its next possession, UCLA moved from its own 38-yard line to the Badger 15-yard line as the clock ticked away the final seconds.

Scoring					
UCLA	3	0	0	13	— 16
Wisconsin	7	7	0	7	— 21

Weather: Haze 73°. Attendance: 101,237.

Scoring: UCLA—Bjorn Merten, 27-yard field goal. WISC—Brent Moss three-yard run. Rick Schnetzky converts. WISC—Moss, one-yard run. Schnetzky converts. UCLA—Ricky Davis 12-yard run. Merten converts. WISC—Darrell Bevell 21-yard run. Schnetzky converts. UCLA—Mike Nguyen, five-yard pass from Wayne Cook. Pass failed.

Wisconsin		UCLA
21	First Downs	31
46/250	Carries/Net Yards Rushing	40/212
96	Net Yards Passing	288
20/10/1	Passes Att./Comp./Int.	43/28/1
66/346	Total Plays/Total Yards	83/500

### Top Individuals

Rushing — Moss (W) 36-158-2; Davis (U) 13-88-1; Hicks (U) 8-67-0. Passing — Cook (U) 43-28-1-288-1; Bevell (W) 20-10-1-96-0. Receiving — Stokes (U) 14-176-0; Dawkins (W) 4-33-0; Allen (U) 4-32-0; Jordan (U) 3-34-0. Tackles — Miller (U) 9; Bennett (U) 8; Collier (U) 8.

### Jeep Eagle Aloha Bowl

Kansas 51, UCLA 30 • December 25, 1995

HONOLULU, Hawai'i — It was Terry Donahue's final game as head coach of the Bruins, but 11th-ranked Kansas dominated it from the start. The Jayhawks, moving the ball on the ground and in the air, built a 17-0 halftime lead en route to the victory. Early in the third quarter, Kansas built the lead to 23 points. The unranked Bruins came back to put numbers on the scoreboard. A Cade McNown touchdown pass to Brad Melsby capped a 10-play, 80-yard drive that narrowed the Kansas lead to 23-7. Trailing 37-7 entering the fourth quarter, the Bruins staged a fourth-quarter rally that made things interesting. Behind the passing and scrambling of McNown, the Bruins scored 23 points in the quarter but it wasn't enough to avert defeat.

Scoring					
UCLA	0	0	7	23	— 30
Kansas	7	10	20	14	— 51

Weather: Sunny 84°. Attendance: 41,112.

Scoring: KU—Jim Moore, nine-yard pass from Mark Williams. Jeff McCord converts. KU—June Henley, 49-yard run. McCord converts. KU—McCord, 27-yard field goal. KU—Henley, two-yard run. McCord kick fails. UCLA—Brad Melsby, eight-yard pass from Cade McNown. Bjorn Merten converts. KU—Isaac Byrd, 77-yard pass from Williams. McCord converts. KU—Andre Carter, 27-yard pass from Williams. McCord converts. UCLA—Kevin Jordan, eight-yard pass from McNown. Merten converts. UCLA—Karim Abdul-Jabbar, five-yard run. Melsby pass from McNown. KU—Williams, six-yard run. McCord converts. UCLA—Melsby, seven-yard pass from McNown. Abdul-Jabbar run. KU—Eric Vann, 67-yard run. McCord converts.

UCLA		KU
21	First Downs	21
45/286	Carries/Net Yards Rushing	43/277
136	Net Yards Passing	292
38/15/0	Passes Att./Comp./Int.	28/19/1
83/395	Total Plays/Total Yards	71/548

### Top Individuals

Rushing — Abdul-Jabbar (U) 26-152-1; Henley (K) 13-108-2; McNown (U) 11-82-0; Vann (K) 5-78-1. Passing — Williams (K) 27-18-3-288-1; McNown (U) 34-13-3-121-0; R. Walker (U) 4-2-0-15-0. Receiving — Byrd (K) 4-116-1; Henley (K) 3-41-0; Melsby (U) 5-35-2; Abdul-Jabbar (U) 4-34-0. Tackles — Williams (U), 8; Bennett (U), Edwards (U), Nevadomsky (U) 5.

### Southwestern Bell Cotton Bowl

UCLA 29, Texas A&M 23 • January 1, 1998

DALLAS, Texas — In their first bowl game under second-year coach Bob Toledo, the No. 5 Bruins fell behind 16-0 before making a dramatic second half comeback to beat 20th-ranked Texas A&M, 29-23. Trailing 16-0 late in the first half, the Bruins faced a third-and-thirteen at the Aggie 42 with twenty-four seconds to go. McNown hit Danny Farmer over the middle with a twenty-yard pass, and two plays later, hit Jim McElroy for a touchdown with two seconds to go before halftime. On UCLA's first possession of the second half, Skip Hicks took a McNown pass 41 yards to cut the deficit to 16-14. Hicks would finish the day with 193 all-purpose yards (140 on the ground and 53 receiving). After an Aggie touchdown, McNown's 20-yard touchdown run made the score 23-21. In the fourth quarter, the Bruins defense stepped it up. The Aggies had no first downs in the fourth quarter and had minus-one yard of total offense. The Bruins finally took the lead when Ryan Neufeld took a reverse and ran five yards into the end zone. McNown carried in the two-point conversion and it was 29-23 UCLA. The Bruins stopped the Aggies on their final two possessions and ran out the clock for the win.

## BOWL HISTORY

Scoring						
UCLA	0	7	14	8	—	29
Texas A&M	7	9	7	0	—	23

Weather: Cloudy 53°. Attendance: 59,215.

Scoring: A&M—Brandon Jennings, 64-yard interception return after lateral from Dat Nguyen. Kyle Bryant converts. A&M—Safety, Cade McNown sacked in end zone by Zerick Rollins. A&M—Dante Hall, 74-yard run. Bryant converts. UCLA—Jim McElroy, 22-yard pass from McNown. Chris Sailer converts. UCLA—Skip Hicks, 41-yard pass from McNown. Sailer converts. A&M—Chris Cole, 43-yard run. Bryant converts. UCLA—McNown, 20-yard run. Sailer converts. UCLA—Ryan Neufeld, five-yard run. McNown runs for conversion.

UCLA		Texas A&M
23	First Downs	10
48/154	Carries/Net Yards Rushing	40/192
239	Net Yards Passing	55
30/16/1	Passes Att/Comp/Int.	14/7/1
78/393	Total Plays/Total Yards	54/247

### Top Individuals

Rushing — Hicks (U) 31-140-0; Hall (T) 7-93-1. Passing — McNown (U) 16-29-1-239-2; Stewart (T) 4-8-0-30-0; McCown (T) 3-6-1-25-0. Receiving — McElroy (U) 5-84-1; Farmer (U) 4-40-0; Hicks (U) 3-53-1; Cole (T) 4-32-0; Oliver (T) 3-23. Tackles — Magee (U) 12, Williams (U) 10, Willmer (U) 9, Guidry (U) 8.

## Rose Bowl presented by AT&T

Wisconsin 38, UCLA 31 • January 1, 1999

PASADENA, Calif. — Despite setting the single team Rose Bowl record for total yards, the sixth-ranked Bruins were unable to overcome Ron Dayne's four touchdowns as No. 9 Wisconsin defeated the Bruins 38-31 in front of 93,872. Both teams started slowly offensively before exploding midway through the first quarter. The teams would shatter the old record of 931 combined yards of offense, combining for 1,035 yards before the game ended. In the second quarter, UCLA took its only lead of the game (21-14) with back-to-back touchdowns. Freddie Mitchell hit a wide open Durrell Price with a 61-yard bomb on a halfback pass and on UCLA's next possession, Danny Farmer slipped behind the defense and caught a 41-yard touchdown pass from Cade McNown. Wisconsin scored the final 10 points of the half to take a three-point lead (24-21). The teams traded touchdowns in the third quarter. Wisconsin grabbed a 10-point fourth quarter lead following an interception return, and UCLA could manage to score only a field goal the remainder of the period. In his final game, McNown passed for 340 yards, the fourth-highest total in bowl history, and UCLA finished with 538 yards, 418 in the air.

Scoring					
Wisconsin	7	17	7	7	—
UCLA	7	14	7	3	—

Weather: Sunny 74°. Attendance: 93,872.

Scoring: WISC—Ron Dayne, 54-yard run. Matt Davenport converts. UCLA—Jermaine Lewis, 38-yard pass from Cade McNown. Chris Sailer converts. WISC—Dayne, seven-yard run. Davenport converts. UCLA—Durrell Price, 61-yard pass from Freddie Mitchell. Sailer converts. UCLA—Danny Farmer, 41-yard pass from McNown. Sailer converts. WISC—Dayne, 10-yard run. Davenport converts. WISC—Davenport, 40-yard field goal. WISC—Dayne, 22-yard run. Davenport converts. UCLA—Lewis, 10-yard run. Sailer converts. WISC—Jamar Fletcher, 46-yard interception return. Davenport converts. UCLA—Sailer, 30-yard field goal.

Wisconsin		UCLA
22	First Downs	25
48/343	Net Yards Rushing	38/120
154	Net Yards Passing	418
17/9/0	Passes Att/Comp/Int	36/21/1
65/497	Total Plays/Total Yards	74/538

### Top Individuals

Rushing — Dayne (W) 27-246-4; Samuel (W) 13-65-0; Lewis (U) 10-50-1; Foster (U) 10-38-0. Passing — McNown (U) 19-34-1-2-340; Samuel (W) 9-17-0-0-154. Receiving — Farmer (U) 7-142-1; Price (U) 3-102-1; Melsby (U) 3-66-0. Tackles — Atkins (U) 9, Hicks (U) 9, Thomas (U) 8, Nece 8 (U), White (U) 8.

## Wells Fargo Sun Bowl

Wisconsin 21, UCLA 20 • December 29, 2000

EL PASO, Texas — The already hobbled Bruins lost five starters during the course of the game to injury, including quarterback Cory Paus, and dropped a one-point decision. After the Badgers opened the scoring, Paus teamed up with Freddie Mitchell on a 64-yard scoring play and Chris Griffith followed with a field goal to give the Bruins a 10-7 lead. DeShaun Foster rushed for 100 yards in the first half, including a seven-yard scoring run which gave the Bruins a 17-7 halftime lead. However, the Bruins would return to the field without Paus, who suffered a broken collarbone on the final play of the first half. Also missing were starting cornerbacks Jason Bell (foot) and Ricky Manning (concussion). By the time the game was over, the Bruins would also be playing without safety Marques Anderson (ankle) and linebacker Robert Thomas (foot).

Back-up Scott McEwan completed four of five passes on the initial drive of the second half, and Griffith booted a field goal which gave UCLA a 20-7 lead. The Badger offense began to frustrate the depleted Bruin defense as the game wore on, and the UW defense held Foster to just seven second-half rushing yards. After UW closed to 20-10 on a late third quarter scoring pass, the Badgers drove 70 yards in 12 plays for the go-ahead score on its first possession of the fourth quarter. Later in the quarter, Mitchell grabbed his ninth pass of the day good for 180 receiving yards, which set a Sun Bowl game record.

Scoring					
Wisconsin	7	0	7	7	—
UCLA	10	7	3	0	—

Weather: Clear 52°. Attendance: 49,093.

Scoring: WISC—Lee Evans, 54-yard pass from Brooks Bollinger. Vitaly Pisetsky converts. UCLA—Freddie Mitchell, 64-yard pass from Cory Paus. Chris Griffith converts. UCLA—Griffith, 31-yard field goal. UCLA—DeShaun Foster, seven-yard run. Griffith converts. UCLA—Griffith, 25-yard field goal. WISC—Chris Chambers, three-yard pass from Bollinger. Pisetsky converts. WISC—Michael Bennett, six-yard run. Pisetsky converts.

Wisconsin		UCLA
18	First Downs	20
44/177	Carries/Net Yards Rushing	37/114
130	Net Yards Passing	282
18/9/1	Passes Att/Comp/Int.	33/20/1
62/307	Total Plays/Total Yards	70/396

### Top Individuals

Rushing — Foster (U) 26-107-1; Bennett (W) 16-83-1. Passing — Paus (U) 15-8-0-147-1; McEwan (U) 18-12-1-135-0; Bollinger (W) 16-8-0-107-2. Receiving — Mitchell (U) 9-180-1; Poli-Dixon (U) 7-50-0; Seidman (U) 2-33-0; Chambers (W) 4-30-1. Tackles — Nece (U) 11, Thomas (U) 8, Reese (U) 7, White (U) 7.

## SEGA Sports Las Vegas Bowl

UCLA 27, New Mexico 13 • December 25, 2002

LAS VEGAS, Nev. — UCLA won its 10th bowl game in its last 14 outings with a 27-13 defeat of New Mexico in the Sega Sports Las Vegas Bowl. Interim head coach Ed Kezirian guided the Bruin team to victory in a game dominated by the defenses. Neither team managed an offensive touchdown until the fourth quarter. A 74-yard punt return for a touchdown by Craig Bragg turned the momentum to the Bruin's side after New Mexico was forced to punt on its first possession of the second half. True freshman safety Jarrad Page added a 29-yard interception return for a touchdown early in the fourth quarter, and Tyler Ebell made it 27-6 with a one-yard scoring run with 10:40 left. Senior Chris Griffith converted following Page's touchdown and in the process set a school record for most career extra points (136). In the first half, Nate Fikse connected on a pair of field goals and tied the score at six-all at the half. The successful kicks marked his 11th and 12th consecutive made field goals of the season. After Fikse's 49-yarder in the first quarter, Desmar Black intercepted a Drew Olson pass and returned it 55 yards for a touchdown. The extra point, attempted by Katie Hnida, the first woman to play in a Division I-A football game, was blocked by Brandon Chillar.

Scoring					
New Mexico	6	0	0	7	—
UCLA	3	3	7	14	—

Weather: Clear 50°. Attendance: 30,324.

Scoring: UCLA—Nate Fikse, 49-yard field goal. NMX—Desmar Black, 55-yard interception return. Hnida's kick blocked. UCLA—Fikse, 39-yard field goal. UCLA—Craig Bragg, 74-yard punt return. Fikse converts. UCLA—Jarrad Page, 29-yard interception return. Chris Griffith converts. UCLA—Tyler Ebell, one-yard run. Fikse converts. NMX—Joe Manning, 11-yard pass from Casey Kelly. Kenny Byrd converts.

New Mexico		UCLA
15	First Downs	9
34/45	Carries/Net Yards Rushing	39/73
237	Net Yards Passing	94
35/18/1	Passes Att/Comp/Int.	22/12/1
69/282	Total Plays/Total Yards	61/167

### Top Individuals

Rushing — Ebell (U) 25-70-1; White (U) 9-23; Moore (NM) 14-17. Passing — Moore (U) 16-9-0-80-0; D. Olson (U) 6-3-1-14-0; Kelly (NM) 32-18-1-237-1. Receiving — Bragg (U) 4-38-0; Taylor (U) 4-19-0; Counter (NM) 5-78-0; Farrell (NM) 4-78-0. Tackles — Reese (U) 8, Page (U) 8, Havner (U) 6.

## Silicon Valley Football Classic

Fresno State 17, UCLA 9 • December 30, 2003

SAN JOSE, Calif. — Fresno State scored early and held off a determined second half effort by UCLA to gain a 17-9 win in the Silicon Valley Football Classic, played on a crisp and wet evening at San Jose State's Spartan Stadium. Fresno State led 14-0 after one quarter, and a Bulldog field goal early in the second quarter made it 17-0. It was not until late

in the quarter that the Bruin offense gained some momentum. UCLA managed a 97-yard drive to narrow the gap to 17-7 at the half. With 20 seconds remaining in the half, Drew Olson connected with Craig Bragg, who made a spectacular diving catch in the right side of the end zone for a 27-yard touchdown. UCLA began the second half by driving to Fresno State's 29-yard line, but Justin Medlock's 47-yard attempt fell short in the poor weather and sloppy field conditions. However, the Bruin defense held tough and Asi Faoa broke free and blocked Fresno State's punt for a safety to pull UCLA within 17-9 with 7:11 left to play in the third quarter. The Bruins had one more chance late in the fourth quarter, getting the ball at their own 25-yard line with 3:55 to play. After a couple of completions to Mercedes Lewis, Olson had a pass deflected at the line and intercepted to end the Bruin hopes.

Scoring					
UCLA	0	7	2	0	—
Fresno State	14	3	0	0	—

Weather: Cool, Wet 50°. Attendance: 20,126

Scoring: Fresno—Bryson Sumlin, one-yard run. Brett Visintainer converts. Fresno—Sumlin, 44-yard pass from Paul Pinegar. Visintainer converts. Fresno—Visintainer, 36-yard field goal. UCLA—Craig Bragg, 27-yard pass from Drew Olson. Justin Medlock converts. UCLA—Team safety, after punt blocked by Asi Faoa.

UCLA		FSU
11	First Downs	20
25/68	Carries/Net Yards Rushing	49/156
96	Net Yards Passing	133
31/11/1	Passes Att/Comp/Int.	26/12/1
56/164	Total Plays/Total Yards	75/289

### Top Individuals

Rushing — Davis (FS) 13-77-0, Drew (U) 17-65-0, Wright (FS) 13-58-0. Passing — Pinegar (FS) 26-12-1-133-1, D. Olson (U) 31-11-1-96-1. Receiving — Bragg (U) 5-71-1, Wood (FS) 3-33-0, Cowan (U) 3-16-0, Lewis (U) 2-13-0. Tackles — Leisle 10, Ohaeri 9.

## Pioneer PureVision Las Vegas Bowl

Wyoming 24, UCLA 21 • December 23, 2004

LAS VEGAS, Nev. — UCLA played most of the game without starting quarterback Drew Olson, who left the contest in the second quarter with a sprained knee. Linebacker Spencer Havner, the Pac-10's leading tackler, did not dress for the game due to injury. David Koral took over for Olson and added a spark to the UCLA offense. Throwing just the second college pass of his career, Koral scrambled out of the pocket and connected with Craig Bragg for a 17-yard touchdown to stake UCLA to a 14-10 lead at the half. The two connected on another scoring play in the third quarter to propel the Bruins to a 21-10 lead. The pair of scoring catches by Bragg tied the Bruin bowl game record. Wyoming mounted a late comeback, using a trick play early in the fourth quarter as Jovon Bouknight threw a 22-yard scoring pass to J.J. Raterink off a reverse. Later in the quarter, faced with a fourth-and-one at the Bruins' 27, Wyoming used a quarterback sneak to keep a drive alive. A pass interference call against Matt Clark moved the Cowboys to the 12-yard line, setting up a game-winning touchdown pass with just 0:57 on the clock.

Scoring					
Wyoming	10	0	0	14	—
UCLA	0	14	7	0	—

Weather: Partly cloudy 42°. Attendance: 29,062

Scoring: Wyoming—Deric Yaussi, 39-yard field goal. Wyoming—Tyler Holden, 10-yard pass from Corey Bramlet. Yaussi converts. UCLA—Junior Taylor, 29-yard pass from Drew Olson. Justin Medlock converts. UCLA—Craig Bragg, 17-yard pass from David Koral. Medlock converts. UCLA—Bragg, 25-yard pass from Koral. Medlock converts. Wyoming—J.J. Raterink, 22-yard pass from Jovon Bouknight. Yaussi converts. Wyoming—John Wadkowski, 12-yard pass from Bramlet. Yaussi converts.

Wyoming		UCLA
19	First Downs	19
30/76	Carries/Net Yards Rushing	42/126
329	Net Yards Passing	185
38/21/1	Passes Att/Comp/Int.	24/13/0
68/405	Total Plays/Total Yards	66/311

### Top Individuals

Rushing — Drew (U) 25-126-0, Harris (W) 13-27-0. Passing — Bramlet (W) 34-20-1-307-2, Koral (U) 12-7-0-89-2, D. Olson (U) 12-6-0-96-1. Receiving — Bouknight (W) 5-107-0, Holden (W) 4-115-1, Bragg (U) 7-95-2, Lewis (U) 2-41-0. Tackles — London 6, T. Brown 6, Morgan 4, Page 4.

## Vitalis Sun Bowl

UCLA 50, Northwestern 38 • December 30, 2005

EL PASO, Texas — The Bruins rebounded from an early 22-point deficit to record the biggest comeback in school history, as they defeated Northwestern 50-38 in El Paso, TX. Led by a pair of young running backs, true soph Chris Markey and true freshman Khalil Bell, the Bruins racked

## BOWL HISTORY

up 310 yards on the ground. Senior quarterback Drew Olson, who threw just three interceptions during the regular season, struggled early as he was picked off three times in the first quarter. Two were returned for TDs, while the third set up a Northwestern scoring drive. Down 22-0, UCLA got on the board after a five-yard run by Bell. In the second quarter, the Bruins scored 22 unanswered points, highlighted by a 58-yard strike from Olson to freshman tight end Ryan Moya. In the third quarter, Northwestern managed a field goal, while junior Michael Pitre tacked on seven more points for the Bruins on a scoring pass. With most of the fourth quarter gone, Northwestern scored first (2:29 remaining) on an eight-yard pass play. On the ensuing kickoff, an onside kick bounced up into the hands of receiver Brandon Breazell who returned it 42 yards for a score. With 24 seconds to play, the Wildcats scored to close to within 43-38. Another onside kick by the Wildcats was picked up by Breazell, who this time ran 45 yards for a touchdown. The two schools combined to set a Sun Bowl record for total yards (1,037) and highest combined score (88). Markey and Bell were named the game's co-MVPs, while Breazell was named the Special Teams Player of the Game. Junior tailback Maurice Drew, who was sidelined by an injury early in the game, broke the NCAA record for punt-return average after recording his 15th punt return of the season (28.5 avg. yards).

Scoring						
Northwestern	22	0	3	13	—	38
UCLA	7	22	7	14	—	50
Weather: Clear 56° . Attendance: 50,426						
Scoring: NW—Joel Howells, 33-yard field goal. NW—Kevin Mims, 30-yard interception return. Howells' kick blocked. NW—Mark Philmore, 19-yard run. Howells' kick failed. NW—Nick Roach, 35-yard interception return. Howells converts. UCLA—Kahlil Bell, five-yard run. Jimmy Rotstein converts. UCLA—Ryan Moya, 58-yard pass from Drew Olson. Rotstein converts. UCLA—Bell, six-yard run. Lewis, pass from Olson. UCLA—Marcus Everett eight-yard pass from D. Olson. Rotstein converts. UCLA—Michael Pitre, five-yard pass from D. Olson. Rotstein converts. NW—Amado Villarreal, 31-yard field goal. NW—Mark Philmore, eight-yard pass from Brett Basanez. Basanez conversion pass intercepted. UCLA—Brandon Breazell, 42-yard kickoff return. Brian Malette converts. NW—Shaun Herbert, five-yard pass from Basanez. Villarreal converts. UCLA—Breazell, 45-yard kickoff return. Rotstein converts.						

Northwestern		UCLA
33	First Downs	24
32/168	Carries/Net Yards Rushing	50/310
416	Net Yards Passing	143
70/38/2	Passes Att/Comp/Int.	24/10/3
102/584	Total Plays/Total Yards	74/453

### Top Individuals

Rushing — Markey (U) 23-150-0, Bell (U) 19-136-2, Sutton (N) 18-84-0. Passing — Basanez (N) 70-38-2-416-2, D. Olson (U) 24-10-3-143-3. Receiving — Lane (N) 7-136-0, Sutton (N) 7-67-0, Herbert (N) 7-61-1, Drew (U) 2-29-0. UCLA Tackles — C. Taylor 12, Horton 10.

## Emerald Bowl

Florida State 44, UCLA 27 • December 27, 2006

SAN FRANCISCO, Calif. — In front of a sold out, predominantly Bruin-friendly crowd at AT&T Ball Park in San Francisco, the Bruins dropped a 44-27 decision to Florida State in the Emerald Bowl. Despite an impressive offensive performance, the Bruins couldn't overcome a 21-0 run by FSU in the fourth quarter. The Seminoles scored game's first touchdown, but UCLA then scored 10 unanswered points, highlighted by Patrick Cowan's 78-yard touchdown strike to Brandon Breazell, to end the first quarter up 10-7. The defense held Florida State to just two second quarter field goals, while the Bruins put up 10 more points on an amazing seven-yard touchdown catch by Junior Taylor and a 19-yard field goal by Justin Medlock to head into halftime up 20-13. The Seminoles opened the second half with a field goal, then tacked on seven more points after a UCLA punt was blocked and returned 25-yards for a touchdown. UCLA's Chane Moline rushed for an eight-yard touchdown to put the Bruins up, 27-23, at the end of the third quarter. Florida State held the Bruins scoreless in the fourth, scoring 21 unanswered points, capped off by an 86-yard interception return for a score. In the game, UCLA racked up 434 yards of total offense with Cowan throwing for 240 yards. Running back Chris Markey broke the 1,000-yard rushing (11th Bruin to do so) mark with his 144-yard performance. The Bruin defense was led by Alterraun Verner, who equaled his career-high with nine tackles.

Scoring						
Florida State	7	6	10	21	—	44
UCLA	10	10	7	0	—	27
Weather: Clear and Windy 55°. Attendance: 40,331						
Scoring: FSU—Lorenzo Booker, 25-yard run. Gary Cismesia converts. UCLA—Brandon Breazell, 78-yard pass from Pat Cowan. Justin Medlock converts. UCLA—Medlock, 46-yard field goal. FSU—Cismesia, 39-yard field goal. UCLA—Junior Taylor, 7-yard pass from P. Cowan. Medlock converts. UCLA—Medlock, 19-yard field goal. FSU—Cismesia, 21-yard field goal. FSU—Cismesia, 36-yard field goal. FSU—Lawrence Timmons, 25-yard blocked punt return. Cismesia converts. UCLA—Chane Moline, 8-yard run. Medlock converts. FSU—Greg Carr, 30-yard pass from Drew Weatherford. Cismesia converts. FSU—Booker, 3-yard run. Cismesia converts. FSU—Tony Carter, 86-yard						

inter. return. Cismesia converts.

FSU		UCLA
21	First Downs	17
30/105	Carries/Net Yards Rushing	35/194
325	Net Yards Passing	240
43/21/1	Pass Att/Comp/Int	36/15/2
73/430	Total Plays/Total Yards	71/434

### Top Individuals

Rushing - Markey (U) 19-144-0, Booker (F) 22-91-2; Receiving - Booker (F) 5-117-0, Breazell (U) 1-78-1; Passing - Weatherford (F) 43-21-1-325-1, Cowan (U) 36-15-2-240-2; UCLA Tackles - Verner 9, C. Taylor 8, Horton 6, Van 5, McNeal 4, R. Carter 4, Davis 4.

## Pioneer Las Vegas Bowl

BYU 17, UCLA 16 • December 22, 2007

LAS VEGAS, Nev. — In the second meeting of the season between the two schools, the Cougars came out on top in Las Vegas. The first quarter saw the teams trade field goals. BYU took a 10-3 lead early in the second quarter on a touchdown pass. Another field goal by Kai Forbath pulled the Bruins to within four, but BYU once again marched down the field to score on a pass play for a 17-6 advantage. A Cougar fumble, just before the end of the first half, gave the Bruins the ball on BYU's four-yard line. UCLA took advantage of the opportunity, scoring on a four-yard pass play from McLeod Bethel-Thompson to Brandon Breazell to close to within four at the break. After a scoreless third quarter, UCLA tacked on another field goal with 6:24 remaining to trail by just one, 17-16. The Bruin offense got the ball back one last time with two minutes to play and marched down the field to set up a potential game-winning field goal try with just seconds remaining. However, the Cougars blocked the attempt. Chris Markey led all rushers with 117 yards. Kyle Bosworth led the defense with 12 tackles, while Bruce Davis tallied 2.5 sacks.

Scoring						
UCLA	3	10	0	3	—	16
BYU	3	14	0	0	—	17
Weather: Clear, Cool and Calm 42°. Attendance: 40,712						
Scoring: UCLA—Kai Forbath, 22-yard field goal. BYU—Mitch Payne, 29-yard field goal. BYU—Austin Collier, 14-yard pass from Max Hall. Payne converts. UCLA—Forbath, 52-yard field goal. BYU—Michael Reed, 13-yard pass from Hall. Payne converts. UCLA—Brandon Breazell, 4-yard pass from McLeod Bethel-Thompson. Forbath converts. UCLA—Forbath, 50-yard field goal.						

UCLA		BYU
18	First Downs	17
47/162	Carries/Net Yards Rushing	28/34
154	Net Yards Passing	231
29/11/1	Pass Att/Comp/Int	35/21/0
76/316	Total Plays/Total Yards	63/265

### Top Individuals

Rushing - Markey (U) 27-117-0, Tonga (B) 3-21-0; Receiving - Breazell (U) 4-44-1, Collier (B) 6-107-1; Passing - Bethel-Thompson (U) 11-27-1-154-1, Hall (B) 21-35-0-231-2; UCLA Tackles - Ky. Bosworth 12, Keyes 9, Horton 7, Davis 7, R. Carter 6, Taylor 6.

## EagleBank Bowl

UCLA 30, Temple 21 • December 29, 2009

WASHINGTON, D.C. — UCLA rallied from a 21-7 second-quarter deficit to win the second-ever EagleBank Bowl in Washington DC. It was UCLA's fourth win in a five-game span and the first bowl victory under head coach Rick Neuheisel. In cold and windy RFK Stadium, Temple jumped to an early lead but UCLA tied the game when quarterback Kevin Prince and Nelson Rosario hooked up for a 46-yard touchdown. The Owls then scored the next two TDs, but UCLA drove for a field goal at the end of the half to make the score 21-10 at the break. Early in the third quarter, Terrence Austin turned a fourth-down slant pass into a 32-yard touchdown and Kai Forbath's field goal early in the final quarter brought the Bruins to within one at 21-20. With just over six minutes left, linebacker Akeem Ayers picked off an Owl pass at the two-yard line and scored the go-ahead touchdown. A two-point conversion and a safety made the final score 30-21. UCLA's defense allowed just 41 net yards and no points in the second-half of the come-from-behind win.

Scoring						
UCLA	7	3	7	13	—	30
Temple	7	14	0	0	—	21
Weather: Cold, windy 30°. Attendance: 23,072						
Scoring: TEM—Steve Maneri, 26-yard pass from V. Charlton. B. McManus converts. UCLA—Nelson Rosario, 46-yard pass from Kevin Prince. Kai Forbath converts. TEM—Bernard Pierce, 11-yard run. McManus converts. TEM—Matt Brown, 2-yard run. McManus converts. UCLA—Forbath, 40-yard field goal. UCLA—Terrence Austin, 32-yard						

pass from Prince. Forbath converts. UCLA—Forbath, 42-yard field goal. UCLA—Akeem Ayers, 2-yard interception. Rosario, conversion pass from Prince. UCLA—Safety.

UCLA		TEM
13	First Downs	18
28/93	Carries/Net Yards Rushing	42/123
221	Net Yards Passing	159
31/16/1	Pass Att/Comp/Int	23/13/2
59/314	Total Plays/Total Yards	65/282

### Top Individuals

Rushing - Brown (T) 20-83-1, Moline (U) 15-69-0, Pierce (T) 12-53-1; Receiving - Rosario (U) 4-66-1, Moline (U) 3-44-0, Pierce (T) 3-33-0, Paulsen (U) 3-31-0; Passing - Prince (U) 16-31-1-221-2, Charlton (T) 13-23-2-159-1; UCLA Tackles - Ayers 9, Ky. Bosworth 7, Verner 7, R. Carter 7, Ko. Bosworth 6.

## Kraft Fight Hunger Bowl

Illinois 20, UCLA 14 • December 31, 2011

SAN FRANCISCO, Calif. — UCLA dropped a 20-14 decision to the Kraft Fight Hunger Bowl in San Francisco. After a scoreless first quarter, the Bruins jumped out to a 7-0 lead on a 16-yard scoring pass from Kevin Prince to Taylor Embree. The Bruin defense held the Fighting Illini to a field goal on the final drive of the first half after the Big 10 squad had a first-and-goal from the Bruin five-yard line. After the teams traded missed field goals in the third quarter, Prince had a pass intercepted and returned for a touchdown in the final minute of the quarter which gave Illinois a 10-7 lead heading into the final 15 minutes. The Illini offense then scored on its next two possessions, adding a field goal, early in the fourth quarter, and a touchdown, on a long scoring pass, for a 20-7 lead with 5:32 to play. The Bruins answered by driving 84 yards on nine plays to score on a Prince to Nelson Rosario 38-yard pass with 29 seconds remaining. Illinois recovered the subsequent on-side kick attempt and ran out the clock. Prince finished with 201 yards passing on the day, but the stingy Illinois defense yielded just 18 Bruin yards on the ground. Linebackers Jordan Zumwalt and Eric Kendricks led the UCLA defense with 10 tackles each.

Scoring						
UCLA	0	7	0	7	—	14
Illinois	0	3	7	10	—	20
Weather: Partly Cloudy, 63°. Attendance: 29,878						
Scoring: UCLA—Taylor Embree, 16-yard pass from Kevin Prince. Tyler Gonzalez converts. ILL—Derek Dimke, 36-yard field goal. ILL—Terry Hawthorne, 39-yard interception return. Dimke converts. ILL—Dimke, 37-yard field goal. ILL—A. J. Jenkins, 60-yard pass from Nathan Scheelhaase. Dimke converts. UCLA—Nelson Rosario, 38-yard pass from Prince. Gonzalez converts.						

UCLA		ILL
14	First Downs	17
30/18	Carries/Net Yards Rushing	43/178
201	Net Yards Passing	148
29/14/1	Pass Att/Comp/Int	33/19/1
59/219	Total Plays/Total Yards	76/326

### Top Individuals

Rushing - Scheelhaase (I) 22-110-0, Young (I) 12-45-0, Coleman (U) 9-39-0, Franklin (U) 8-34-0; Receiving - Jenkins (I) 6-80-1, Fauria (U) 5-36-0, Smith (U) 3-60-0, Rosario (U) 3-55-1, Evans (U) 1-29-0; Passing - Prince (U) 14-29-1-201-2, Scheelhaase (I) 18-30-1-139-1; UCLA Tackles - Zumwalt 10, Kendricks 10, Love 8, Hilliard 7, Graham 6.

## Bridgepoint Education Holiday Bowl

Baylor 49, UCLA 26 • December 27, 2012

SAN DIEGO, Calif. — UCLA dropped a 49-26 decision to Baylor in the Bridgepoint Education Bowl played in San Diego. Redshirt freshman quarterback Brett Hundley established a new school single-season mark for passing yardage during the contest as he threw for 329 yards and three scores. The Bruins finished the season with a 9-5 record, after playing in its first Holiday Bowl game. Baylor, the nation's leader in total offense entering the contest, improved to 8-5.

After BU extended its lead to 21-0 early in the second, the Bruin defense forced a fumble and two plays later Hundley found Joseph Fauria for a 22-yard score with 6:21 to play.

However, Baylor came right back to reassert its control of the game with a seven-play, 75-yard touchdown drive. The Bears scored on the next possession as well before UCLA closed the half with a 30-yard field goal by Ka'imi Fairbairn.

The Bruins used another field goal by Fairbairn, this one from 40-yards out, to make the score 35-13 early in the third quarter. The Bruin defense held on BU's next possession and, after Shaq Evans' 43-yard punt return, had the ball at the Baylor 41-yard line. However, four straight incomplete passes turned the ball over and BU drove down for a touchdown to carry a 42-13 advantage into the final quarter of play.

## BOWL HISTORY

Hundley connected on a 24-yard scoring pass to Evans following another Baylor fumble, but the two-point pass failed to click. The Bruins ended the game with a 34-yard touchdown pass from Hundley to Logan Sweet.

Hundley (3,740 passing yards) moved past Cade McNow'n's 1998 single-season passing yardage mark of 3,470 on the scoring pass to Fauria. It was Fauria's 12th scoring reception of the season, a total which ranks second on the school single-season list behind J.J. Stokes' total of 17 set in the 1993 season, and his 20th career scoring catch which tied him for third on that school list.

Evans caught seven passes for 82 yards, including a 24-yard scoring grab. He finished the season with 60 catches, a total which ranks eighth on the all-time school single-season list. Evans also added a season-long 43-yard punt return and finished with 132 all-purpose yards in the contest. Kendrick's finished the season with a total of 150 tackles, good for third on the all-time school single-season list and the most by a Bruin player since Jerry Robinson registered 161 in 1978.

The Bruins set a new school record for points scored in a season (482) on Hundley's 34-yard scoring pass to Sweet. The old mark was 477 points scored in the 1997 season.

### Scoring

Baylor	14	21	7	7	—	49
UCLA	0	10	3	13	—	26

Weather: Clear, 53°. Attendance: 55,507

Scoring: BU—Glasco Martin, 4-yard run. Aaron Jones converts.

BU—Antwan Goodley, 8-yard pass from Nick Florence. Jones converts. BU—Tevin Reese, 55-yard pass from Florence. Jones converts. UCLA—Joseph Fauria, 22-yard pass from Brett Hundley. Ka'imi Fairbairn converts. BU—Martin, 26-yard run. Jones converts. BU—L. Seastrunk, 43-yard run. Jones converts. UCLA—Fairbairn, 30-yard field goal. UCLA—Fairbairn, 40-yard field goal. BU—Martin, 1-yard run. Jones converts. BU—Martin, 26-yard run. Jones converts. UCLA—Shaq Evans 24-yard pass from Hundley. Pass failed. BU—Florence, 1-yard run. Jones converts. UCLA—Logan Sweet, 34-yard pass from Hundley. Fairbairn converts.

UCLA		BAYLOR
17	First Downs	25
28/33	Carries/Net Yards Rushing	67/306
329	Net Yards Passing	188
52/26/0	Pass Att/Comp/Int	13/10/0
80/362	Total Plays/Total Yards	80/494

### Top Individuals

Rushing - Franklin (U) 14-34-0, Seastrunk (B) 16-138-1, Martin (B) 21-98-3; Receiving - Evans (U) 7-82-1, Johnson (U) 5-116-0, Fauria (U) 5-59-1, Williams (B) 5-59-0, Reese (B) 2-68-1; Passing - Hundley (U) 26-50-0-329-3, Florence (B) 10-13-0-188-2; UCLA Tackles - Zumwalt 15, Kendrick's 10.

## Hyundai Sun Bowl

UCLA 42, Virginia Tech 12 • December 31, 2013

EL PASO, Texas – Quarterback Brett Hundley used his arm and legs to help UCLA best Virginia Tech in the Sun Bowl. Hundley had touchdown runs of 86- and 7-yards and threw scoring passes of 8- and 59-yards against the Hokies' fourth-ranked defense. He finished with 161 yards on the ground and 226 passing yards.

"It was a special game," Hundley said. "We played well as an offense. We had to make adjustments. When we did, we got things going."

Hundley and UCLA linebacker Jordan Zumwalt shared MVP honors. Zumwalt had 10 tackles and returned an interception 43 yards to set up a touchdown.

"It's the best game I've ever seen him play," Mora said about Zumwalt. "He was unbelievable from start to finish."

The Bruins (10-3) outscored the Hokies (8-5) 28-2 in the fourth quarter. After Virginia Tech cut it to 14-10 on a 22-yard field goal with 3:53 left in the third quarter, UCLA answered with a 12-play, 85-yard drive, capped by Paul Perkins's 5-yard run early in the fourth.

True freshman linebacker Myles Jack then intercepted a pass and returned 29 yards for a touchdown that made it 28-10.

"In the second half we blocked things up better," Mora said. "We got back to doing what we do best. We played with great tempo. We were not as uptight."

UCLA pushed it to 35-12 on Hundley's 8-yard touchdown pass to freshman receiver Thomas Duarte with 7:31 to play. Hundley fired a 59-yard scoring strike down the right sideline to Shaquell Evans for another score with 5:49 remaining.

It wasn't that easy early on, though, for UCLA, which led 14-7 at the half. Hundley had six carries for 168 yards in the half. He set the Sun Bowl record for rushing yards by a quarterback by halftime, even though he lost 7 yards in the second. The win in the first meeting between the teams allowed UCLA to post its first 10-win season since 2005.

## ALL-TIME BOWL RESULTS (16-18-1 Overall)

Date	W/L	UCLA Score	Opponent Score	Bowl Game
Dec. 26, 2015	L	UCLA 29	Nebraska 37	Foster Farms Bowl
Jan. 2, 2015	W	UCLA 40	Kansas State 35	Valero Alamo Bowl
Dec. 31, 2013	W	UCLA 42	Virginia Tech 12	Hyundai Sun Bowl
Dec. 27, 2012	L	UCLA 26	Baylor 49	Bridgepointe Education Holiday Bowl
Dec. 31, 2011	L	UCLA 14	Illinois 20	Kraft Fight Hunger Bowl
Dec. 29, 2009	W	UCLA 30	Temple 21	EagleBank Bowl
Dec. 22, 2007	L	UCLA 16	Brigham Young 17	Pioneer Las Vegas Bowl
Dec. 27, 2006	L	UCLA 27	Florida State 44	Emerald Bowl
Dec. 30, 2005	W	UCLA 50	Northwestern 38	Vitalis Sun Bowl
Dec. 23, 2004	L	UCLA 21	Wyoming 24	Pioneer PureVision Las Vegas Bowl
Dec. 30, 2003	L	UCLA 9	Fresno State 17	Silicon Valley Football Classic
Dec. 25, 2002	W	UCLA 27	New Mexico 13	SEGA Sports Las Vegas Bowl
Dec. 29, 2000	L	UCLA 20	Wisconsin 21	Wells Fargo Sun Bowl
Jan. 1, 1999	L	UCLA 31	Wisconsin 38	Rose Bowl presented by AT&T
Jan. 1, 1998	W	UCLA 29	Texas A&M 23	Southwestern Bell Cotton Bowl
Dec. 25, 1995	L	UCLA 30	Kansas 51	Jeep Eagle Aloha Bowl
Jan. 1, 1994	L	UCLA 16	Wisconsin 21	Rose Bowl
Dec. 31, 1991	W	UCLA 6	Illinois 3	Hancock Bowl
Jan. 2, 1989	W	UCLA 17	Arkansas 3	Mobil Cotton Bowl
Dec. 25, 1987	W	UCLA 20	Florida 16	Jeep Eagle Aloha Bowl
Dec. 30, 1986	W	UCLA 31	Brigham Young 10	Freedom Bowl
Jan. 1, 1986	W	UCLA 45	Iowa 28	Rose Bowl
Jan. 1, 1985	W	UCLA 39	Miami 37	Fiesta Bowl
Jan. 2, 1984	W	UCLA 45	Illinois 9	Rose Bowl
Jan. 1, 1983	W	UCLA 24	Michigan 14	Rose Bowl
Dec. 31, 1981	L	UCLA 14	Michigan 33	Bluebonnet Bowl
Dec. 25, 1978	T	UCLA 10	Arkansas 10	Fiesta Bowl
Dec. 20, 1976	L	UCLA 6	Alabama 36	Liberty Bowl
Jan. 1, 1976	W	UCLA 23	Ohio State 10	Rose Bowl
Jan. 1, 1966	W	UCLA 14	Michigan State 12	Rose Bowl
Jan. 1, 1962	L	UCLA 3	Minnesota 21	Rose Bowl
Jan. 1, 1956	L	UCLA 14	Michigan State 17	Rose Bowl
Jan. 1, 1954	L	UCLA 20	Michigan State 28	Rose Bowl
Jan. 1, 1947	L	UCLA 14	Illinois 45	Rose Bowl
Jan. 1, 1943	L	UCLA 0	Georgia 9	Rose Bowl

### Scoring

Virginia Tech	7	0	3	2	—	12
UCLA	7	7	0	28	—	42

Weather: Clear, 47°. Attendance: 47,912

Scoring: UCLA—Brett Hundley, 7-yard run. Ka'imi Fairbairn converts. VT—J.C. Coleman, 1-yard run. Michael Branthover converts. UCLA—Hundley, 86-yard run. Fairbairn converts. VT—Branthover, 22-yard field goal. UCLA—Paul Perkins, 5-yard run. Fairbairn converts. UCLA—Myles Jack, 24-yard interception

UCLA		Va Tech
22	First Downs	17
36/197	Carries/Net Yards Rushing	38/143
250	Net Yards Passing	176
30/17/0	Pass Att/Comp/Int	36/15/2
66/447	Total Plays/Total Yards	74/319

### Top Individuals

Rushing - Hundley (U) 10-161-2, Manfro (U) 5-37-0, Thomas (VT) 3-49-0; Receiving - Evans (U) 4-92-1, James (U) 3-35-0, Lucien (U) 2-41-0, Payton (U) 2-24-0, Stanford (VT) 3-34-0; Passing - Hundley (U) 16-29-0-226-2, Fafaul (U) 1-1-0-24-0; Thomas (V) 4-12-0-48-0, Leal (VT) 11-24-2-128-0; UCLA Tackles - Zumwalt 10, Goforth 8, Jefferson 7, Sermons 6.

## Valero Alamo Bowl

UCLA 40, Kansas State 35 • January 2, 2015

SAN ANTONIO (AP) - Even with a 31-6 halftime lead, UCLA coach Jim Mora knew the Bruins had a lot of work to do to finish off Kansas State in the Alamo Bowl.

"We're playing the 11th-ranked team in the country, and it's not going to be easy," Mora said. "You know they're going to fight back. If they don't fight back, they don't deserve to be No. 11." The No. 14 Bruins held on, beating the Wildcats 40-35 on Friday night.

Kansas State scored 22 of the first 25 points in the second half, cutting it to 34-28 on quarterback Jake Waters' 1-yard run with 4:54 left. Paul Perkins countered for UCLA with a 67-yard run with 2:20 to go.

The Wildcats weren't finished. Waters threw a 29-yard touchdown pass with 1:21 left, but Perkins recovered the onside kick for UCLA and the Bruins ran out the clock. Waters was sacked seven times - twice by Butkus Award winner Eric Kendrick's - and threw an interception (Myles Jack) and lost a fumble.

UCLA raced to a 17-0 lead in the first quarter, with quarterback Brett Hundley scoring on runs of 10 and 28 yards. The Bruins outgained Kansas State 218-4 and had a 9-1 edge in first downs in the quarter.

In the second quarter, Perkins had a 32-yard touchdown run and Hundley threw a 7-yard scoring pass to Devin Lucien. The Bruins sacked Waters five times in the half.

With the win, UCLA matched the school mark for victories in a season and become the ninth Bruin team to win as many as 10 games in a season. The 10-win season was the first back-to-back 10 wins seasons for the Bruin program since 1997 and 1998. The victory also marked UCLA's 10th straight away from the Rose Bowl (a school-best 7-0 record in 2014). The last time it had a streak of as many as 10 straight wins away from home was when it captured a school-best 10 straight during 1997-98. It went unbeaten in 12 straight games (10-0-2) away from home in a series of contests in 1974-76, but never won more than six in a row.

Kendrick's established a new school record with his 11th double-digit tackle performance of the season and upped his school record tackle total to 481. Kendrick's finished the season with 149 tackles, which is fourth on the school single-season list. Hundley improved his school record totals in touchdown passes to 75 and total offense to 11,713 yards.

Kicker Ka'imi Fairbairn became the first Bruin to register at least 100 points in three straight seasons during the contest.

Receiver Jordan Payton has caught a pass in a team-best 16 straight games. With his four catches, receiver Jordan Payton moved up to sixth, with a total of 67, on the school's all-time single season receptions list.

Perkins registered a new career-high of 194 yards rushing in the win and moved past Wendell Tyler (1,388-1975), Freeman McNeil (1,396-1979), Gaston Green (1,405-1986) and Karim Abdul-Jabbar (1,571) and into second-place on the school's all-time single-season rushing list. Perkins' season total of 1,575 yards ranks second on the all-time school list behind only Johnathan Franklin (1,734 in 2012).

It was UCLA's third win of the season over teams ranked in the AP top 15 at the time of the game, which is the most by the program since it defeated four such teams in 1952 --- previous 2014 wins were at #15 Arizona State and vs. #14 Arizona. In the 1952 season, the Bruins posted wins over #9 TCU, #13 Stanford, at #10 Wisconsin and at #11 California. UCLA has now played a game in the state of Texas in six straight calendar years: 2015 - Alamo Bowl, 2014 - win in Arlington, Texas vs. Texas, 2013 - win in El Paso, Texas Sun Bowl vs. Virginia Tech, 2012 - win in Houston, Texas at Rice, 2011 loss at U. of Houston, 2010 win at U. of Texas.



## BOWL HISTORY

### Scoring

Kansas State	0	6	15	14	—	35
UCLA	17	14	3	6	—	40

Weather: Clear, 74° indoors. Attendance: 60,517

Scoring: UCLA—Brett Hundley, 10-yard run. Ka’imi Fairbairn converts.

UCLA—Fairbairn 27-yd field goal. UCLA—Hundley 28 yd run, Fairbairn converts. KS—Matthew McCrane, 47-yd field goal. KS—McCrane 29-yd field goal. UCLA—Paul Perkins, 32-yard run. Fairbairn converts. UCLA—Devin Lucien 7-yd pass from Hundley. Fairbairn converts. KS—Tyler Lockett 3-yd pass from Jake Waters. Lockett pass from Waters. KS—DeMarcus Robinson 2-yd run. McCrane converts. UCLA—Fairbairn 44-yd field goal. KS—Waters 1-yd run. McCrane converts. UCLA—Perkins 67-yd run. Perkins rush failed. KS—Lockett 29-yd pass from Waters. McCrane converts.

### UCLA K-State

16	First Downs	27
39/331	Carries/Net Yards Rushing	33/31
136	Net Yards Passing	338
24/12/0	Pass Comp/Att/Int	49/31/1
63/467	Total Plays/Total Yards	81/369
1/1	Fumbles/Fumbles Lost	1/1
15/128	Penalties	6/39
24:36	Time of Possession	35:24
7/15	Third Down Conversion/Att	6/16
7/51	Sacks/Yds	2/14
4/4	Red Zone	4/4

### Top Individuals

Rushing - Perkins (U) 20-194-2, Hundley (U) 11-96-2, Lucien (U) 1-34-0, Jones (KS) 9-19-0; Receiving - Payton (U) 4-58-0, Lucien (U) 3-29-1, Fuller (U) 2-19-0, Johnson (U) 2-11-0, Duarte (U) 1-19-0, Lockett (KS) 13-164-2, Sexton (KS) 10-104-0, Cook (KS) 3-26-0; Passing - Hundley (U) 12-24-0-136-1; Waters (KS) 31-48-1-338-2; UCLA Tackles - Kendrick 10, Moreau 9, Wadood 8, Jack 8, Jefferson 7.

## Foster Farms Bowl

Nebraska 37, UCLA 29 • December 26, 2015

SANTA CLARA, Calif. —TommyArmstrong Jr. threw a touchdown pass and ran for another score to help Nebraska cap a losing season by beating UCLA 37-29 in the Foster Farms Bowl on Saturday night.

The Cornhuskers (6-7) scored 30 straight points after falling behind 21-7 early to overtake the Bruins (8-5) and provide a happy ending to coach Mike Riley's first season.

Stanley Morgan Jr. gave Nebraska the lead for good with a one-handed, 22-yard catch in the third quarter and Imani Cross, Terrell Newby and Andy Janovich all ran for scores for the Cornhuskers.

Armstrong completed 12 of 19 passes for 174 yards and ran for 76 more to lead the way for Nebraska, which had a season high with 326 yards rushing on 62 carries.

Five UCLA opponents surpassed 200 rushing yards this season. "We need to get bigger, obviously," said Bruins coach Jim Mora. "We need to get stronger, obviously."

Josh Rosen threw for 319 yards and two touchdowns for the Bruins.

Nebraska only got the chance to play in a bowl because there were not enough six-victory teams to fill all 80 slots — and the Cornhuskers made the most of the opportunity by taking the game over in the third quarter.

After tying the score with two late touchdowns in the second quarter, Nebraska outgained UCLA 196 to 1 in the third quarter behind a dominant running game.

The Cornhuskers gained 151 yards on the ground alone in the third quarter, with the run game setting up Morgan's touchdown catch that made the score 27-21 and then leading the way on drives that ended in a field goal and Armstrong's 3-yard run in the opening minute of the fourth quarter to make the score 37-21.

UCLA defensive back Jaleel Wadood recorded 10 tackles, one for loss, and added a fumble recovery while earning the Defensive Player of the Game honors.

### Scoring

UCLA	7	14	0	8	—	29
Nebraska	7	14	9	7	—	37

Weather: Partly Cloudy 46°. Attendance: 33,527

Scoring: UCLA—Paul Perkins, 1-yard run. Ka’imi Fairbairn converts.

NEB—Imani Cross, 1-yard run. Drew Brown converts. UCLA—Kenneth Walker 60-yd pass from Josh Rosen. Fairbairn converts.

UCLA—Nate Starks, 26-yard pass from Rosen. Fairbairn converts.

NEB—Terrell Newby 3-yd run. Brown converts. NEB—Andy Janovich,

1-yard run. Brown converts. NEB—Stanley Morgan 22-yd pass from

Tommy Armstrong. Kick failed. NEB—Brown 20-yd field goal. NEB—

Armstrong 3-yd run. Brown converts. UCLA—Jordan Payton 9-yd

pass from Rosen. Thomas Duarte pass from Rosen.

UCLA		NEB
17	First Downs	31
16/67	Carries/Net Yards Rushing	62/326
319	Net Yards Passing	174
41/26/2	Pass Att/Comp/Int	19/12/0
57/386	Total Plays/Total Yards	81/500
2/0	Fumbles/Fumbles Lost	1/1
7/56	Penalties	6/38
21:45	Time of Possession	38:15
5/12	Third Down Conversion/Att	7/11
1/7	Sacks/Yds	0/0
2/3	Red Zone	5/6

### Top Individuals

Rushing - Perkins (U) 12-68-1; Ozigbo (N) 21-87-0, Armstrong (N) 10-76-1; Cross (N) 15-55-1; Receiving - Andrews (U) 6-38-0, Duarte (U) 4-52-0, Walker (U) 3-88-1, Payton (U) 3-37-1; Reilly (N) 3-38-0, Westerkamp (N) 2-44-0; Passing - Rosen (U) 26-40-2-319-3, Armstrong (N) 12-19-0-174-1; UCLA Tackles - Clark 11, Wadood 10, Goforth 9, Wallace 8.

**UCLA's NATIONAL CHAMPIONSHIP SEASON**

In 1954, UCLA fielded the finest football team in the school's history. The 1954 Bruins compiled a perfect 9-0 record and were voted National Champions by United Press International at the end of the season.

Most of the key players from the 1953 Bruins, who posted a record of 8-2, returned for the 1954 season, led by legendary head coach Henry R. "Red" Sanders. During his nine seasons in Westwood, Sanders' winning percentage was .773 and he won three Pacific Coast Conference titles.

The Bruins opened the 1954 season on Sept. 18 with a 67-0 victory over San Diego Navy at the Coliseum. The point total was the highest in school history at the time. The following week, the Bruins improved to 2-0 with a 32-7 victory at Kansas.

On Friday night, Oct. 1, amid much pre-game hype, defending national champion Maryland invaded the Coliseum. Playing in front of 73,376 fans, Bob Davenport rushed for 87 yards and both touchdowns in a 12-7 Bruin victory.

The next week, UCLA received its sternest test of the year. Playing Washington on the road in Seattle, UCLA built a 21-0 lead. However, the Husky passing attack brought the home team within striking distance and a missed PAT turned out to be the difference in a 21-20 Bruin win.

Stanford was next on the hit parade and the Indians were hit often. The Bruins rushed for 418 yards and threw for 59 more. Defensively, UCLA intercepted Stanford, led by future NFL quarterback John Brodie, eight times. UCLA scored early and often en route to a 72-0 win and a victory margin that remains as the school record.

The carnage continued the following week as the Bruins won 61-0 at Oregon State. UCLA accounted for 593 yards of total offense, including 498 on the ground.

The following week, California scored the only touchdown UCLA's defense allowed in the season's

final five games, but it wasn't nearly enough. The Bruins won 27-6 in Berkeley, behind 113 yards rushing and 120 yards passing by Primo Villanueva.

The Bruins improved to 8-0 on the season the following week, shutting out Oregon, 41-0, in the Coliseum.

On Nov. 20, the Bruins faced USC before 102,548 fans in the sold out Coliseum. UCLA held a 7-0 lead entering the fourth quarter before exploding for 27 points in the final 15 minutes to finish the season with a perfect 9-0 record.

UCLA did not play in the Rose Bowl following that magical season because of the "no-repeat" rule. It was voted No. 1 on the United Press International poll and shared the national championship with Ohio State (the Associated Press champ).

The 1954 team set numerous records, including points in a season (367), points in a game (72) and touchdowns in a season (55). It led the nation in scoring offense (40.8 average) and scoring defense (4.4 average). Today, it still ranks No. 1 in school history in rushing defense (659 yards), total defense (1,708 yards) and scoring defense (40 points) while its 40.8 scoring average ranks second in school history.

Tackle Jack Ellena, who finished seventh in the 1954 Heisman Trophy balloting, along with guard Jim Salisbury, fullback Bob Davenport and halfback Primo Villanueva each earned first-team All-America honors, as well as All-Coast and All-PCC acclaim. Eight other Bruins were named All-America honorable mention, including guard Sam Boghosian, who earned Academic All-America honors and was first-team All-Coast. Terry Debay was the team's most valuable player and a second-team Academic All-American.

Other All-America honorable mentions included Hardiman Cureton (All-Coast and All-PCC second team), John Peterson (All-Coast second team), Bob Heydenfeldt (All-Coast second team), Jim Decker (All-PCC second team), Joe Ray (All-Coast and All-PCC second team) and Rommie Loudd. Bob



## UCLA'S COLLEGE FOOTBALL HALL OF FAMERS

### QB TROY AIKMAN

UCLA's starting quarterback from 1987-88 ... Consensus All-American in 1988 ... Inducted into the National Football Foundation Hall of Fame in 2008 ... 1988 winner of the Davey O'Brien National Quarterback Award ... Third in the 1988 Heisman Trophy voting ... 1987 Conference Offensive Player of the Year ... Ranks sixth in school history in career touchdown passes (41) and seventh in completions (406); eighth in yardage (5,298) despite playing just two years after transferring from Oklahoma ... Led UCLA to a two-year record of 20-4 and two bowl victories ... His 24 touchdown passes in 1988 rank fourth (tied) on that UCLA list ... No. 1 selection in the 1989 NFL Draft by the Dallas Cowboys ... Won three Super Bowls in his 12-year NFL career ... Only the second Bruin to be selected for both the NFF and Pro Football Halls of Fame ... Had his UCLA jersey retired in Nov. of 2014.

### QB GARY BEBAN

UCLA's starting quarterback from 1965-67 ... Only UCLA player to win Heisman Trophy (1967) ... Consensus All-American in 1967 ... Inducted into the National Football Foundation Hall of Fame in 1988 ... 1967 Sporting News Player of the Year, Pop Warner Trophy and Maxwell Award winner ... Ranks 13th in career passing yards with 4,087 and eighth in career total offense with 5,358 yards ... Ranks fifth in school history with 35 career touchdowns and 12th in scoring (214) ... Led the team in passing and total offense three times ... Charter member of UCLA Athletic Hall of Fame.

### OL RANDY CROSS

One of the best linemen to play at UCLA, Randy lined up at both center and guard during the 1973-74-75 seasons ... Named All-American in 1975 ... Starter in 28 of his 34 career games, including the final 23 ... Named team's outstanding lineman in 1974 and 1975 ... Member of the 1976 Rose Bowl team which defeated top-ranked Ohio State ... Team went 24-7-3 in his three seasons ... Second-round selection of the 49' ers in the '76 NFL draft ... Played with San Francisco from 1976-88 and was on Super Bowl championship teams in '82, '85 and '89 ... Works as an NFL and college television analyst for CBS/CBS College Sports, Sirius Sports radio ... Inducted into the National Football Foundation Hall of Fame in 2010.

### COACH TERRY DONAHUE

Served as head coach for 20 years (1976-95) ... The winningest coach in school history with a record of 151-74-8 and the winningest coach in Pacific-10 Conference history with 98 league victories ... The first coach in NCAA history to win a bowl game in seven consecutive seasons (1982-88) ... His teams went on to win eight straight bowls overall ... Led UCLA to five Pac-10 titles, four Rose Bowls and a post-season record of 8-4-1 ... Won his final five games against USC, becoming the first coach in the history of the series to win five consecutive games, and finished with a 10-9-1 record in the series ... 1985 and 1993 Conference Coach of the Year ... Inducted into the National Football Foundation Hall of Fame in 2000 ... Inducted into the UCLA Athletic Hall of Fame in 2001.

### S KENNY EASLEY

Played free safety for UCLA from 1977-1980 ... Became a starter in the second game of his freshman year ... One of two three-time consensus All-Americans in UCLA and Pac-10 history (1978-80) ... First defensive four-time first-team All-Pac-10 player (1977-80) ... Ranks first on UCLA career interception list with 19 and fifth in career tackles with 374 ... Inducted into the UCLA Athletic Hall of Fame in 1991 ... Inducted into the National Football Foundation Hall of Fame in 1991 ... Named to Class of 2017 Pro Football Hall of Fame.

### WR TOM FEARS

Tom played wide receiver in 1946-47 ... Earned All-Coast recognition as a senior ... Starred with the Los Angeles Rams of the NFL ... Inducted into the UCLA Athletic Hall of Fame in 1989 ... Inducted into the National Football Foundation Hall of Fame in 1976 ... First Mexican born player to be drafted into the NFL ... Went on to work as a coach in the NFL, serving as head coach of the New Orleans Saints (1967-70) ... First Bruin in the NFF and Pro Football Halls of Fame.

### HB BILL KILMER

Bill played single-wing halfback in 1958-59-60 ... Named All-American in 1960 ... Team MVP in 1960 ... Led the nation in total offense that season with 1,889 yards ... Led UCLA in total offense, passing and punting in 1959-60 and both rushing and scoring in 1960 ... 1960 Pop Warner Trophy winner as top senior on the West Coast ... Went on to a highly successful NFL career as a quarterback with San Francisco, New Orleans and Washington ... Played in the 1973 Super Bowl with the Redskins ... Inducted into the National Football Foundation Hall of Fame in 1999.

### LB/C DONN MOOMAW

Starting linebacker/center for UCLA from 1950-52 ... Earned All-American honors in 1950 and consensus honors in 1952 ... All-Conference from 1950-52 ... Fourth in the 1952 Heisman Trophy balloting ... Inducted into the National Football Foundation Hall of Fame in 1973 ... 1952 Academic All-American ... First round draft choice of Los Angeles Rams in 1953 NFL Draft ... Charter member of UCLA Athletic Hall of Fame and the GTE Academic All-America Hall of Fame.

### OL JONATHAN OGDEN

Played offensive tackle in 1992-93-94-95 ... Consensus All-American in 1995 ... Twice selected All-Pac-10 (1994-95) ... Four-year starter ... Winner of 1995 Outland Trophy ... Runner-up for 1995 Lombardi Award ... Did not allow a sack as a senior and just one in his final two years ... Moved into the starting lineup midway through his true freshman season ... Selected in first round (No. 4 overall) by the Baltimore Ravens in the 1996 NFL Draft ... Selected to play in 11 Pro Bowls ... Played in the 2001 Super Bowl ... Retired on June 12, 2008 after 12 NFL seasons ... UCLA jersey was retired in Feb. of 1997 ... Selected to the National Football Foundation Hall of Fame in 2012 ... Class of 2013 Pro Football Hall of Fame.

### COACH TOMMY PROTHRO

Served as head coach from 1965-70 ... Compiled record of 41-18-3 and his winning percentage of .686 ranks second in UCLA history (three years minimum) ... Led UCLA to its first bowl win, a 14-12 victory over Michigan State in the 1966 Rose Bowl ... Four of his six teams ranked in the final UPI Top 10 ... Coached UCLA's only Heisman Trophy winner (Gary Beban) ... 1965 AFCA National Football Coach of the Year ... Inducted into the UCLA Athletic Hall of Fame in 1986 ... Coached 1962 Heisman Trophy winner Terry Baker at Oregon State ... Inducted into the National Football Foundation Hall of Fame in 1991.

### LB JERRY ROBINSON

Starting linebacker for UCLA from 1976-78 and a reserve receiver in 1975 ... The nation's first three-time consensus All-American since SMU's Doak Walker in 1947-49 and the first-ever in Pac-10 and UCLA history (1976-78) ... All-Conference from 1976-78 ... Ranks second on UCLA career tackles list, with 468, and first (161) and second (159) on the single-season lists ... 10th in the 1978 Heisman Trophy balloting ... 1978 Pop Warner Trophy winner as top player in West ... Inducted into the UCLA Athletic Hall of Fame in 1991 ... Inducted into the National Football Foundation Hall of Fame in 1996.

### COACH RED SANDERS

Served as head coach from 1949 through 1957, passing away shortly before the 1958 season ... Led UCLA to its only national championship in 1954 ... Compiled a record of 66-19 and his winning percentage of .773 is the highest in UCLA history ... Won three Pacific Coast Conference titles ... 1954 AFCA National Football Coach of the Year ... Charter member of the UCLA Athletic Hall of Fame ... Inducted into the National Football Foundation Hall of Fame in 1996.

### QB JOHN SCIARRA

Played quarterback at UCLA in 1972-73-74-75 and posted a 16-3-3 record as starter ... Named a consensus All-American in 1975 ... 1975 tri-captain ... Led Bruins to a win in the 1976 Rose Bowl over top-ranked Ohio State and was named Player of the Game ... Finished seventh in the 1975 Heisman Trophy voting ... NCAA Post-Graduate scholarship winner ... NCAA Top 10 Award winner ... National FB Foundation Scholar-Athlete ... Played in the Canadian Football League and with the Philadelphia Eagles from 1978-83 ... Was on the 1981 Eagle Super Bowl team.

### OL AL SPARLIS

Al played guard in 1941-42-45 ... Named an All-American following the 1945 season ... Starter on UCLA's first Rose Bowl team in 1943 ... Returned to UCLA after a three-year stint in the U.S. Air Force ... Named team MVP in '45 ... Inducted into the National Football Foundation Hall of Fame in 1983.

### HB KENNY WASHINGTON

Played halfback for UCLA from 1937-1939 ... UCLA's first All-American in 1939 ... All-Conference in 1939 ... Inducted into the National Football Foundation Hall of Fame in 1956, the first UCLA player so honored ... Sixth in the 1939 Heisman Trophy balloting ... Ranks 18th on UCLA career rushing list with 1,915 yards (he ranked first from 1939 through 1972) and among the all-time leaders in total offense with 3,206 yards ... Led the team in passing and rushing three straight seasons ... Charter member of the UCLA Athletic Hall of Fame.



Jerry Robinson

**BRUINS IN THE PROFESSIONAL FOOTBALL HALL OF FAME**

**QB TROY AIKMAN**

Inducted in 2006 ... Aikman was the quarterback for the Dallas Cowboys from 1989-2000 ... No. 1 selection of the 1989 NFL Draft ... First quarterback in NFL history to win three Super Bowls in a four-year span ... Winningest starting quarterback of any decade with 90 of 94 career wins occurring in 1990s ... Passed for 32,942 yards and 165 touchdowns in his 165 starts ... Posted 13 regular season and four playoff 300-yard passing games ... Named to six Pro Bowls.

**S KENNY EASLEY**

Inducted in 2017 ... Played free safety for UCLA from 1977-1980 ... First-round pick, No. 4 overall, by the Seattle Seahawks in 1981 NFL Draft ... Played from 1981-87 with the Seahawks ... 1981 AFC Defensive Rookie of the Year ... 1983 AFC Defensive Player of the Year ... 1984 NFL Defensive Player of the Year after leading the league with 10 interceptions ... Four-time All-Pro Selection ... Recorded 32 interceptions as a pro ... Named to the NFL's All-Decade Team of the 1980's ... Inducted into the UCLA Athletic Hall of Fame in 1991 ... Inducted into the National Football Foundation Hall of Fame in 1991 ... Named to Class of 2017 Pro Football Hall of Fame.

**WR TOM FEARS**

Inducted in 1970 ... Fears played wide receiver for the Los Angeles Rams from 1948-56 ... During his career, he made 400 receptions for 5,397 yards and 38 touchdowns ... Led all NFL receivers in each of his first three seasons (1948-50) ... In 1950, he made 84 receptions for 1,116 yards and seven touchdowns ... Set a single-game record (since broken) with 18 receptions ... First Mexican-born player to be drafted into the NFL ... Went on to work as a coach in the NFL, serving as head coach of the New Orleans Saints (1967-70) ... The first Bruin in the Pro Football and College Football Hall of Fame ... Passed away in 2000.

**DB JIMMY JOHNSON**

Inducted in 1993 ... Johnson played cornerback for the San Francisco 49ers from 1961-76 ... During his career, he made 47 interceptions for 615 yards ... Played in five Pro Bowls ... Opponents usually avoided throwing in his area ... Also caught 40 passes for a 17.25 yards per catch average ... Brother of 1960 Olympic gold medalist Rafer Johnson.

**OL JONATHAN OGDEN**

Inducted in 2013 ... Selected in first round (No. 4 overall) by the Baltimore Ravens in the 1996 NFL Draft ... Played 12 seasons with the Ravens ... Selected to play in 11 Pro Bowls ... Named All-Pro nine times ... Played in the 2001 Super Bowl ... Retired on June 12, 2008 after 12 NFL seasons ... UCLA jersey was retired in Feb. of 1997 ... Selected to the National Football Foundation Hall of Fame in 2012.

**QB/ DB/ K BOB WATERFIELD**

Inducted in 1965 (third Hall of Fame class) ... Waterfield played for the Cleveland Rams in 1945 and the Los Angeles Rams in 1946-52 ... Named NFL Most Valuable Player as a rookie in 1945 while leading the Rams to the league championship ... Led the NFL in passing in 1946 and 1951 and in touchdown passes in 1945 and 1946 ... Played both ways and made 20 career interceptions ... Led the NFL in field goals made in three separate seasons ... Passed away in 1983.



*Bob Waterfield*



*Troy Aikman*



*Jimmy Johnson (l) with his brother Rafer Johnson*




*Jonathan Ogden*

UCLA'S ALL-AMERICANS

UCLA has had 97 first-team All-American selections (87 players), headed by three-time consensus choices Jerry Robinson and Kenny Easley. Robinson (1976-77-78), an inside linebacker, and Easley (1978-79-80), a free safety, were the only three-time consensus All-Americans in Pac-10 history. The list also includes 1967 Heisman Trophy winner Gary Beban, 1988 Davey O'Brien Award winner Troy Aikman, Outland Trophy winners Jonathan Ogden (1995) and Kris Farris (1998), 1998 Unitas Award winner Cade McNown, 2005 Mackey Award winner Mercedes Lewis, 2009 Groza Award winner Kai Forbath, 2013 Lott Trophy winner Anthony Barr, 2014 Lott Trophy, Butkus Award winner Eric Kendricks and 2015 Groza Award winner Ka'imi Fairbairn. Chris Sailer is the only Bruin to earn first-team All-America honors at two positions in the same season.

Year	Name
1938	John Ryland, g (third team)
1939	Kenny Washington, h
1942	Jack Lescoulie, g (third team)
1945	Al Sparlis, g
1946	* Burr Baldwin, e
	Ernie Case, b (second team)
	Don Paul, c (second team)
	Jerry Shipkey, b (second team)
	Don Malmberg, g (second team)
1947	Tom Fears, e (second team)
	Mike Dimitro, g (third team)
1950	Donn Moomaw, lb
1951	Donn Moomaw, lb (second team)
1952	* Donn Moomaw, lb
	Paul Cameron, hb
	Ernie Stockert, e (second team)
1953	* Paul Cameron, hb
1954	* Jack Ellena, t
	Jim Salisbury, g
	Bob Davenport, fb
	Primo Villanueva, b (second team)
1955	Bob Davenport, fb
	* Hardiman Cureton, g
	Rommie Loudd, e
	Jim Brown, g
	Sam Brown, b (second team)
1956	Jim Matheny, c (second team)
	Esker Harris, g (second team)
1957	* Dick Wallen, e
	Bill Leeka, t (second team)
1958	Bill Leeka, t
1960	Bill Kilmer, hb
1961	Ron Hull, c
1962	Kermit Alexander, hb
1965	John Richardson, dt (second team)
1966	* Mel Farr, hb
1966	John Richardson, dt
1967	*† Gary Beban, qb
	* Don Manning, lb
	Larry Slagle, ot
1969	* Mike Ballou, lb
	Floyd Reese, dt
1970	Dave Dalby, c (third team)
1971	Dave Dalby, c
1973	Jimmy Allen, db
	Efren Herrera, k
	* Kermit Johnson, rb
	James McAlister, rb
	Fred McNeill, de
	Al Oliver, ot
1975	Randy Cross, og
	Cliff Frazier, ng
	* John Sciarra, qb
1976	Jeff Dankworth, qb
	Oscar Edwards, db
	* Jerry Robinson, lb
1977	* Jerry Robinson, lb
	Manu Tuiasosopo, dt (second team)
	Gus Coppens, ot (third team)
1978	* Kenny Easley, s
	* Jerry Robinson, lb
	Manu Tuiasosopo, dt (second team)
1979	* Kenny Easley, s
	Freeman McNeil, tb (third team)
1980	* Kenny Easley, s
	Freeman McNeil, tb
1981	* Tim Wrightman, te
	Luis Sharpe, ot
1982	Tom Ramsey, qb (second team)
	Cormac Carney, wr (second team)
	Karl Morgan, ng (second team)
1983	* Don Rogers, s
	Paul Bergmann, te (second team)
	Mike Sherrard, wr (second team)
	Duval Love, ot (third team)
1984	John Lee, pk
	Duval Love, ot (second team)
	Neal Dellocono, lb (third team)

Year	Name
1985	* John Lee, pk
	Mark Walen, dt (second team)
	James Washington, s (second team)
	Jim McCullough, og (third team)
1986	Gaston Green, tb (second team)
	Ken Norton, Jr., lb (second team)
	James Washington, s (third team)
1987	Gaston Green, tb
	Ken Norton, Jr., lb
	Troy Aikman, qb (second team)
	Carnell Lake, lb (second team)
	David Richards, ot (second team)
1988	*# Troy Aikman, qb
	Charles Arbuckle, te
	* Darryl Henley, cb
	Carnell Lake, lb
	Frank Cornish, c (second team)
	Alfredo Velasco, pk (third team)
1989	Frank Cornish, c
	Kirk Maggio, p
	Charles Arbuckle, te (second team)
1990	Roman Phifer, olb
	Eric Turner, s
	Scott Miller, wr (third team)
1991	Matt Darby, s
	Sean LaChapelle, wr (second team)
	Carlton Gray, cb (third team)
1992	* Carlton Gray, cb
	Vaughn Parker, ot (second team)
1993	Marvin Goodwin, s
	* Bjorn Merten, pk
	* Jamir Miller, olb
	Craig Novitsky, og
	Vaughn Parker, ot
	* J.J. Stokes, wr
1994	Kevin Jordan, fl
	Donnie Edwards, olb (second team)
	Darren Schager, p (second team)
1995	Karim Abdul-Jabbar, tb
	*& Jonathan Ogden, ot
	Mike Flanagan, c (third team)
1997	Skip Hicks, tb
	* Chad Overhauser, ot
	Chris Sailer, pk
	Chris Sailer, p
	Shaun Williams, fs
	Larry Atkins, ss (second team)
	Cade McNown, qb (third team)
1998	*& Kris Farris, ot
	*% Cade McNown, qb
	Larry Atkins, ss (second team)
2000	* Freddie Mitchell, wr
	Brian Polak, og (second team)



Charles Arbuckle

Year	Name
2001	* Robert Thomas, lb
	DeShaun Foster, tb (second team)
	Kenyon Coleman, dt (third team)
2002	Mike Saffer, ot (second team)
2003	* Dave Ball, de
	Brandon Chillar, lb (third team)
2004	Spencer Havner, lb
2005	* Maurice Drew, kr
	*@ Mercedes Lewis, te
2006	Bruce Davis, de
	* Justin Hickman, de
	* Justin Medlock, pk
2007	Chris Horton, s
	Matthew Slater, kr
	Bruce Davis, de (second team)
	Trey Brown, cb (second team)
2008	Kai Forbath, pk (third team)
	Alterraun Verner, cb (fourth team)
2009	^* Kai Forbath, pk
	Rahim Moore, s
	Brian Price, dt
	Alterraun Verner, cb
2010	Rahim Moore, s
	Akeem Ayers, lb (second team)
	Jeff Locke, p (third team)
2012	Johnathan Franklin, rb
	Anthony Barr, lb (second team)
	Xavier Su'a-Filo, og (third team)
2013	! Anthony Barr, lb
	Xavier Su'a-Filo, og (second team)
2014	!& Eric Kendricks, lb
2015	^& Ka'imi Fairbairn, pk
	Kenny Clark, dl (third team)


Selections are first team unless otherwise indicated.

\*Consensus Selection; †Heisman Trophy Winner; #Davey O'Brien Quarterback Award Winner; ‡Outland Trophy winner; %Johnny Unitas Award winner; @John Mackey Award winner; ^Lou Groza Award winner; ! Lott IMPACT Trophy Winner, &Butkus Award winner

\*\*\*\*\*


MULTIPLE-YEAR FIRST-TEAM ALL-AMERICA SELECTIONS

- Rahim Moore, s - 2009, 1010
- John Lee, k - 1984, 1985
- Kenny Easley, s - 1978, 1979, 1980
- Jerry Robinson, lb - 1976, 1977, 1978
- Bob Davenport, fb - 1954, 1955
- Paul Cameron, hb - 1952, 1953
- Donn Moomaw, lb - 1950, 1952



Kenny Easley


## UCLA'S FIRST-TEAM ALL-AMERICANS

**#33 • Karim Abdul-Jabbar: RB 5-11,198 Los Angeles, Calif. • Dorsey HS**

Karim played tailback in 1992-94-95 ... Earned All-America honors in 1995 ... Set UCLA single-season rushing record (since broken) with 1,567 yards in 1995, despite missing virtually two entire games ... Only player in school history to rush for over 200 yards in three consecutive games ... His 261 rushing yards at Stanford ranks No. 5 at UCLA ... Seventh player in Pac-10 history and first Bruin to rush for over 1,200 yards in back-to-back seasons ... Tied school record (since broken) with eight games of 100+ yards in 1995, including four of at least 180 yards ... Ended his career ranked No. 3 in rushing with 3,182 yards (now No. 6) ... Selected in the third round of the 1996 NFL Draft by the Miami Dolphins and rushed for over 1,000 yards as a rookie ... Led the NFL in total touchdowns in 1997 ... Also played with Cleveland and Indianapolis.

**#8 • Troy Aikman: QB 6-4,217 Henryetta, Okla. • Henryetta HS**

Troy played quarterback in 1987-88 ... Earned consensus All-A honors in 1988 ... Won Davey O'Brien award as nation's top quarterback in 1988 and placed third in Heisman Trophy balloting ... Posted a 20-4 two-year record as a starter ... Led Bruins to wins in Aloha and Cotton Bowls ... Set school records with 24 touchdown passes in a season and four (tied) in a game (both since broken) ... Set school marks with 228 completions (since broken) in a season and 32 (since broken) in a game ... In his two-year career, he completed 406 passes (No. 7) for 5,298 yards (No. 8) and 41 touchdowns (No. 6) ... Named UCLA offensive MVP in 1988 ... Selected as No. 1 pick of the 1989 NFL draft by the Dallas Cowboys and played from 1989-2000 ... First quarterback in NFL history to win three Super Bowls in a four-year span ... Inducted into UCLA Athletics Hall of Fame in 1999 ... Inducted into Pro Football Hall of Fame in 2006 ... Inducted into National Football Foundation Hall of Fame in 2008 ... Had his UCLA jersey retired at the Stanford game in 2014.

**#33 • Kermit Alexander: HB 5-11,187 Los Angeles, Calif. • Mt. Carmel HS**


Kermit played halfback in 1960-61-62 ... Earned All-American honors in 1962 ... Two-time team MVP and All-Around Excellence award winner ... Team leader in pass receiving and kickoff returns in '61 and '62 ... 1962 rushing leader ... Also one of the team's top defensive players ... A first-round selection in the NFL draft by San Francisco ... Enjoyed a long NFL career from 1963-76 with San Francisco, Los Angeles and Philadelphia ... Played in the 1968 Pro Bowl.

**#83 • Jimmy Allen: DB 6-2,191 Clearwater, Fla. • Los Angeles HS**

Jimmy played defensive back in 1972-73 ... Named All-American in 1973 ... Started all 22 games in his career and the team posted a 17-5 record ... Team interception leader and Rookie of the Year in 1972 ... 1973 Leadership award winner ... Set UCLA record with 100-yard interception return vs. California in 1973 ... Drafted in the fourth round by the Pittsburgh Steelers in 1974 ... Played for Pittsburgh and the Detroit Lions from 1974-81 ... Appeared in the 1975-76 Super Bowls with the Steelers.

**#81 • Charles Arbuckle: TE 6-2,223 Houston, Texas • Willowridge HS**

Charles played tight end in 1986-87-88-89 ... Earned All-America honors as a junior in 1988 ... Second-team All-American in 1989 ... Led the team in receiving in 1989 (33) ... Had 73 career receptions ... Selected in the fifth round of the 1990 NFL Draft by the New Orleans Saints ... Also a member of the San Diego Chargers and Indianapolis Colts ... Has worked as a college football analyst for ESPN.

**#38 • Burr Baldwin: E 6-1,196 Bakersfield, Calif. • Kern County HS**

Burr played end in 1941-42-46 ... Consensus All-American in 1946 ... UCLA's first consensus All-American ... 1946 team MVP and co-captain ... Seventh in 1946 Heisman Trophy balloting ... Played in UCLA's first two Rose Bowls ... Starter on UCLA's first regular-season unbeaten team (1946) ... Jersey number is retired ... Member of UCLA Athletic Hall of Fame.

**#11 • Anthony Barr: LB 6-4,240 San Pedro, Calif. • Loyola HS**

Barr played linebacker in 2012 and 13 after being a running back in his first two seasons in the program ... 2013 Lott IMPACT Trophy winner ... 2013 Team Co-Captain ... Totaled 41.5 tackles for loss in his career, sixth on the all-time school list ... His career total of 23.5 sacks is tied for sixth on that school list ... Ranked among the nation's leaders in sacks (2nd) and tackles for loss in 2012 ... Second-team All-America pick in 2012 ... Named first-team All-Pac-12 after 2012 and 2013 seasons ... Selected in the first round of the 2014 NFL Draft and made Pro Bowl in 2017.

**#43 • Dave Ball: DE 6-5,235 Dixon, Calif. • Dixon HS**

Played DE in 2000-01-02-03, starting the final three seasons ... Earned consensus All-A honors as senior (2003) ... ABC-Chevrolet National Defensive Player of the Year ... Finalist for Nagurski Trophy for National Defensive Player of the Year ... Finalist for Lombardi Award, presented to Nation's Top Lineman ... Finalist for Ted Hendricks National Defensive End of the Year Award ... Winner of 2003 Pop Warner Award as Top Senior Player on West Coast ... Named Pac-10 Defensive Player of the Year by league's coaches ... Defensive winner of Morris Trophy, awarded to Pac-10's top lineman by player vote ... Tied for national lead with 16.5 sacks in 2003, setting a new UCLA record ... Finished career with a school-record 30.5 sacks ... Made 27.5 sacks in final two years (25 games) ... His 20.5 tackles for losses in 2003 rank No. 6 on UCLA's single-season list and his 43.5 career tackles for losses rank No. 3 ... First pick in fifth round of 2004 NFL draft by San Diego Chargers ... Also played with Carolina Panthers, New York Jets and Tennessee Titans.

**#57 • Mike Ballou: LB 6-3,230 Los Angeles, Calif. • Los Angeles HS**

Mike played middle linebacker in 1967-68-69 ... Earned consensus All-America honors in 1969 ... Started 29 of 30 games in his career ... 1969 tri-captain ... Transferred to UCLA from Santa Monica College ... Served as captain of his team in the Shrine All-Star Game ... Drafted in third round of the 1970 NFL Draft ... Played the 1970 season with the Boston Patriots.

**#16 • Gary Beban: QB 6-0,195 Redwood City, Calif. • Sequoia HS**


Gary quarterbacked the Bruins in 1965-66-67 ... Earned consensus All-A honors in 1967 ... 1967 Heisman Trophy winner ... Three-time All-Coast performer ... Led team in total offense, passing and scoring in 1965-67 ... Fourth in 1966 Heisman Trophy balloting ... Inducted into National Football Foundation Hall of Fame in 1988 ... Still ranks among all-time leaders at UCLA in career passing yards (No. 13-4,087 yards), total offense (No. 8-5,358 yards) and touchdowns scored (No. 5-35) ... One of nine players to have his number retired ... Charter member of UCLA's Hall of Fame ... Second-round selection by Rams, he also played a couple of seasons with the Washington Redskins.

**#63 • Jim Brown: G 6-0,200 Los Angeles, Calif. • Loyola HS**

Jim played guard in 1954-55 ... Earned All-America honors in '55 ... Transferred from Santa Clara, which dropped its program ... Teamed with Hardiman Cureton to form perhaps the nation's top guard tandem ... Member of the 1954 National Championship team ... Team went 18-2 in his two seasons.

## UCLA'S FIRST-TEAM ALL-AMERICANS

## #34 • Paul Cameron: HB 6-0,179 Burbank, Calif. • Burbank HS



Paul played halfback in 1951-52-53 and earned consensus All-America honors in 1953 ... Team MVP in '51 and '53 ... Conference total offense leader in 1951 (1,482 yards) ... Rushing (665 yards) and scoring leader (78 points) in 1953 ... Led Bruins to the 1954 Rose Bowl game ... Third in the '53 Heisman Trophy balloting and sixth in 1952 ... Bruins went 21-6-1 in his three seasons ... Had his jersey number retired ... Played in the NFL and the Canadian Football League.

## #68 • Frank Cornish: OL 6-4,280 Chicago, Ill. • Mt. Carmel HS



Frank played center in 1986-87-88-89 ... Earned All-America honors in 1989 ... Three-year starter (1987-88-89) and started all 35 games during that span ... UCLA's offensive MVP in 1989 ... All-Pac-10 first-team in 1988 and second-team in 1989 ... Selected in sixth round of 1990 NFL Draft by San Diego Chargers ... Played for San Diego, Dallas, Minnesota, Jacksonville and Philadelphia ... Played in the 1993 and 1994 Super Bowls with Cowboys to become part of the first father-son combination to have appeared in a Super Bowl.

## #51 • Randy Cross: OL 6-4,260 Tarzana, Calif. • Crespi HS



Randy played center and guard in 1973-74-75 ... Named All-American in 1975 ... Starter in 28 of his 34 career games, including the final 23 ... Named team's outstanding lineman in 1974-75 ... Member of 1976 Rose Bowl team which defeated top-ranked Ohio State ... Team went 24-7-3 in his three seasons ... Second-round selection of the 49ers in '76 NFL draft ... Played with San Francisco from 1976-88 and was on Super Bowl champion teams in '82, '85 and '89 ... Six-time All-Pro selection ... Works as football television analyst ... Inducted into National Football Foundation Hall of Fame in 2010.

## #60 • Hardiman Cureton: G 6-1,218 Duarte, Calif. • Monrovia HS



Hardiman played guard in 1953-54-55 and earned consensus All-America honors in 1955 ... 1955 team captain ... Member of the 1954 National Championship team ... Played on three Pacific Coast Conference championship teams ... Three-year starter on teams which produced a 26-4 record ... Played both offensive and defensive line ... Went on to play several years in the Canadian Football League ... His team won the Grey Cup Championship in 1963 ... A 2005 UCLA Hall of Fame inductee.

## #50 • Dave Dalby: OL 6-2,250 Whittier, Calif. • La Serna HS



Dave played center in 1969-70-71 ... Earned All-America honors in 1971 ... Started all 31 career games ... 1970-71 All-Coast selection ... 1971 co-captain and team MVP ... Enjoyed a long professional career with the Raiders from 1972-85 after being selected in the fourth round ... Appeared in the 1977, '81 and '84 Super Bowls ... Three-time Super Bowl Champion with the Raiders.

## #43 • Matt Darby: S 6-2,205 Virginia Beach, Va. • Green Run HS




Matt played strong safety in 1988-89-90-91 ... Earned All-America honors in 1991 ... Four-year starter ... Led the team in tackles in 1991 with 85, including a team-best eight tackles for loss ... Finished his career seventh all-time in tackles with 332 (now No. 9) ... Selected by the Buffalo Bills in the fifth round of the 1992 NFL Draft and played in two Super Bowls with the Bills ... Played with the Arizona Cardinals in 1996-97.

## #19 • Jeff Dankworth: QB 6-0,200 Reno, Nevada • Reno HS



Jeff played quarterback in 1974-75-76 ... Earned All-America honors in 1976 ... 1974 Rookie of the Year ... 1976 total offense leader (1,681 yards) and tri-captain ... Team offensive MVP in 1976 ... Finished 10th in Heisman Trophy balloting in 1976 ... Team posted 24-7-4 record in his three seasons ... NCAA Post-Graduate Scholarship winner ... NCAA Top 10 award winner ... Football Foundation Hall of Fame Scholarship winner.

## #27 • Bob Davenport: FB 6-1,210 Long Beach, Calif. • Jordan HS



Bob played fullback in 1953-54-55 ... First Bruin to earn back-to-back All-American honors in 1954 and '55 ... Scored 25 touchdowns in 26 games during his three years ... Played for three Pacific Coast Conference champions and was a member of the 1954 National Championship team ... Member of two Rose Bowl teams ... 1955 team MVP ... 1955 Pop Warner Trophy winner as top senior in West ... Team posted a 26-4 record in his three seasons ... Went on to play a season in the Canadian Football League.

## #44 • Bruce Davis: DE/LB 6-3,250 Houston, Texas • Clear Creek HS



Four-year letterman (2004-05-06-07) as a defensive end and linebacker ... As a starting DE in 2006, he earned first-team All-America honors from CollegeFootballNews.com and SI.com ... Earned second-team honors (Walter Camp Foundation) in 2007 ... Twice second-team All-Pac-10 (2006-07) ... As a junior, ranked fourth (tied) in NCAA with 12.5 quarterback sacks and 18th in tackles for loss (1.35 average - 17.5) ... Tied for first in Pac-10 in sacks and was No. 2 in tackles for loss ... As a senior, made 12.0 sacks and 15.5 TFL ... Ranks tied for fourth (2006) and eighth (2007) on UCLA's season sack list and second with 29.0 career sacks ... Ranks fourth on UCLA list with 42.5 career TFL ... Made 47 tackles as a junior ... Made 45 tackles as a senior ... Selected by Pittsburgh in the third round of the 2008 NFL draft.

## #5 • Kenny Easley: S 6-3,206 Chesapeake, Va. • Smith HS




Played free safety in 1977-78-79-80 ... First player in Pac-10 history to be named first-team All-League in four straight years ... UCLA's second three-time consensus All-American ... UCLA's all-time interception leader (19) ... Ranks fifth in career tackles (374) ... 1977 Rookie of the Year ... 1978 Most Improved Player ... 1979 Outstanding Player vs. USC ... 1980 Leadership award winner ... 1979-80 Defensive team MVP ... Ninth in 1980 Heisman Trophy balloting ... No. 5 jersey is retired ... First-round pick, No. 4 overall, by Seattle in 1981 NFL draft ... Played from 1981-87 with Seahawks ... Four-time All-Pro selection ... Named to NFL's 1980's All-Decade Team ... 1981 AFC Defensive Rookie of the Year ... 1983 AFC Defensive Player of the Year ... 1984 NFL Defensive Player of the Year ... Inducted into National Football Foundation Hall of Fame and UCLA Athletics Hall of Fame in 1991 ... Class of 2017 Pro Football Hall of Fame.

## #21 • Oscar Edwards: DB 6-0,187 Riverside, Calif. • North HS



Oscar played defensive back in 1975-76 ... Earned All-American honors in 1976 ... 1976 team MVP on defense ... 1976 tri-captain ... Had highs of 14 tackles each against USC and Arizona State in 1976 ... 1975 Outstanding Defensive Player award ... Second team All-Coast selection in 1975 ... Had 165 tackles and the team posted a 18-4-2 record in his two seasons ... Transferred from Riverside City College.

## #77 • Jack Ellena: T 6-1,225 Susanville, Calif. • Lassen HS



Jack played tackle in 1952-53-54 ... Named a consensus All-American in 1954 ... An All-Conference performer in all three seasons ... Alternate team captain in 1954 ... Keyed the defense of UCLA's undefeated 1954 national championship team ... Finished seventh in the 1954 Heisman Trophy balloting ... Named UPI Lineman of the Year in 1954 ... Team posted 25-3 record in his three seasons ... Two-time Pacific Coast Intercollegiate Heavyweight wrestling champion ... Also earned All-America honors on the UCLA wrestling team ... Went on to play in both the NFL and the Canadian Football League.

## UCLA'S FIRST-TEAM ALL-AMERICANS

## #15 • Ka'imi Fairbairn: K 6-0,190 Kailua, Hawai'i • Punahou School




Ka'imi handled all placekicks in 2012-13-14-15 ... Earned consensus first-team All-America honors in 2015 ... Finished his career as the all-time leading scorer in Pac-12 and school history (413) ... Made a UCLA and conference game record long 60-yard field goal vs. Cal in 2015 ... First Bruin to record four straight seasons of 100-plus points ... Finished his career having made 41 straight field goals from 35 yards and in ... Second-team all-conference selection in 2015 ... Invited to the 2016 Senior Bowl and NFL Combine.

## #22 • Mel Farr: RB 6-2,208 Beaumont, Texas • Hebert HS



Mel played halfback in 1964-65-66 ... Earned consensus All-American acclaim in '66 ... Named All-Coast in '65-66 ... Named Most Improved Player in '65 ... Named team MVP in '66 ... Team leader in rushing in 1965 (821 yds) and '66 (809) ... Seventh in the '66 Heisman Trophy balloting ... Team went 21-9-1 in his three seasons ... First-round pick and No. 7 overall selection in the '67 NFL draft by Detroit ... Played with the Lions from 1967-73 and was NFL Rookie of the Year in 1967 ... Two-time Pro Bowl selection.

## #71 • Kris Farris: OT 6-9,310 Mission Viejo, Calif. • Santa Margarita HS



Kris played offensive left tackle in 1996-97-98 ... Started all 35 games of his career ... As a junior in 1998, he became UCLA's second-ever Outland Trophy winner ... Also selected one of 12 semi-finalists for the Rotary Lombardi Award ... Earned consensus All-America honors as a junior in 1998 ... Selected in the third round of the 1999 NFL Draft by the Pittsburgh Steelers ... Was also a member of the Buffalo Bills and Atlanta Falcons ... Earned MBA from UCLA's Anderson School of Business in June 2009.

## #25 • Kai Forbath: K 6-0,192 Pacific Palisades, Calif. • Notre Dame HS



Bruin place kicker in 2007-08-09-10 ... Earned consensus All-America honors in '09 ... Won Lou Groza Collegiate Place-Kicker Award as nation's top place kicker in '09 ... Led nation in field goals per game (2.15) in '09 and his 28 field goals in '09 ranked No. 2 in UCLA history ... Tied NCAA record for best Fg% in under-40 yard kicks (19-19, 2009) ... Set NCAA record by making two or more field goals in 31 games ... Had streak of 40 straight made field goals from inside 50 yards over the 2009-2010 seasons ... Finished his Bruin career ranked tied for first in career field goals (85) and tied for second in career scoring (357) ... Made school record 10 field goals of at least 50 yards during his career ... His .842 career field goal percentage is second in school history ... Played for Redskins, Saints and Vikings ... Converted his first 17 straight field goals to begin his pro career and set an NFL record.

## #23 • Jonathan Franklin: RB 5-10,200 Los Angeles, Calif. • Dorsey HS




Johnathan was a starter from 2009-2012 and finished his career as UCLA's all-time leading rusher (4,403 yards) ... Earned 2012 first-team All-America honors from CBSsports.com after setting a school single-season rushing record (1,734) and another school record for most 100-yard rushing games in a season (9) ... He was also a second-team All-America selection by Associated Press ... One of three finalists for 2012 Doak Walker Award ... He made 45 starts in Bruin backfield and his 19 career 100-yard rushing games rank second all-time at UCLA ... Franklin also completed his career as school's all-time leader in all-purpose yardage (4,925) and in 2012 set a new mark for single-season all-purpose yardage (2,062) ... He ended his career fifth on all-time Pac-12/10 rushing chart ... Selected by Green Bay Packers in the 2013 NFL Draft.

## #76 • Cliff Frazier: DT 6-6,254 St. Louis, Mo. • Lafayette HS




Cliff played nose guard in 1974-75 ... Earned All-American honors for the 1975 season ... One of three captains for the 1975 squad ... Member of the 1976 Rose Bowl team which defeated top-ranked Ohio State ... 1975 team defensive MVP ... Second-round pick of the Kansas City Chiefs in the 1976 draft.

## #22 • Marvin Goodwin: S 6-1,198 Camden, N.J. • Wilson HS




Marvin played safety in 1991-92-93 ... Earned All-America honors as a junior in 1993 ... Selected All-Pac-10 in 1993 ... Led Pac-10 with six interceptions during the regular season ... Led team in tackles (83) ... Made key theft at end of game to preserve 27-21 victory over USC that clinched Rose Bowl berth ... Two-year starter (1992-93) who started 23 straight games ... Selected in the fifth round of the 1994 NFL Draft by the Philadelphia Eagles.

## #3 • Carlton Gray: DB 6-1,185 Cincinnati, Ohio • Forest Park HS



Carlton played cornerback in 1989-90-91-92 ... Earned consensus All-America honors in 1992 ... Also named a GTE Academic All-American in '92 ... Four-year starter ... Ranks second in UCLA history with his 16 career interceptions ... Picked off 11 passes in 1991 to set a UCLA single-season record ... National Football Foundation and College Hall of Fame Scholar-Athlete ... Won NCAA "Today's Top Six" Award ... Chosen in second round of 1993 NFL draft by Seattle Seahawks ... Played with Seahawks, Indianapolis Colts, New York Giants and Kansas City Chiefs ... Inducted into UCLA Athletics Hall of Fame in 2004.

## #44 • Gaston Green: RB 5-11,190 Los Angeles, Calif. • Gardena HS




Gaston played tailback in 1984-85-86-87 ... Named All-American in 1987 ... Ended his career as all-time leading rusher at UCLA with 3,731 yards (since broken) and most 100-yard games with 20 ... Set a single-season record for most rushing yards with 1,405 (now No. 4), most rushing TDs with 17 (since broken) and most 100-yard games with eight (since broken) ... Offensive MVP in '86 and '87 ... Eighth in '87 Heisman Trophy balloting ... Team went 36-10-2 in his four seasons ... First-round selection (No. 14) of LA Rams in the 1988 NFL draft ... Played in 1988-90 with Rams, 1991-92 with Denver Broncos and 1993 with the Raiders ... 1991 Pro Bowl selection.

## #41 • Spencer Havner: LB 6-4,245 Nevada City, Calif. • Nevada Union HS



Four-year starter (2002-03-04-05) at linebacker ... Started 48 games ... Earned first-team All-America honors from cbssportsline.com and collegefootballnews.com as a junior in '04 ... Named second-team All-American by Walter Camp Football Foundation ... Concluded senior season ranked No. 3 on UCLA career tackles list (402) ... Set school record at the time with four career defensive touchdowns (three interceptions, one fumble recovery) ... Made 11 career interceptions ... In 2005, led UCLA with 99 tackles ... As a junior, led the Pac-10 and placed No. 7 (tied) in NCAA with average of 11.36 tackles/g ... His 125 tackles in '04 rank 12th (tied) on UCLA's single-season list ... Semifinalist for Butkus Award (Nation's top linebacker) and Rotary Lombardi Award (nation's top lineman) as a junior and a senior ... Went on to play with Green Bay Packers in 2006-10.

## #2 • Darryl Henley: DB 5-10,175 Ontario, Calif. • Damien HS



Darryl played cornerback in 1985-86-87-88 ... Earned consensus All-America honors in 1988 ... Ranked fifth in nation as a punt returner with a 13.3 average in 1988 ... Had scoring returns of 89 and 75 yards in '88 ... Also had a 74-yard scoring return in 1987 season ... His 654 return yards set a school record (now No. 5) ... Finished career No. 2 in career punt returns with 66 (now No. 5) ... Credited with 51 tackles and a team-high 16 pass breakups in 1988 ... Team went 37-9-2 in his four seasons ... Selected in second round of 1989 NFL Draft by Los Angeles Rams ... Played for the Rams from 1989-94.

## #1 • Efren Herrera: K 5-10,185 LaPuente, Calif. • LaPuente HS




Efren was the Bruin place-kicker in 1971-72-73 ... Named All-American in 1973 ... UCLA's scoring leader in 1971-72 ... Set seven school kicking records ... Connected on 121 of 127 PATs and 24 of 47 field goals in his career ... His 24 made field goals rank tied for 11th on the school career list ... His 193 career points rank No. 15 all-time at UCLA ... Drafted by the Detroit Lions in the seventh round in 1974 ... Played from 1974-82 with the NFL's Dallas, Seattle and Buffalo franchises ... 1977 All-Pro selection ... Appeared in the 1978 Super Bowl with the Cowboys.



## UCLA'S FIRST-TEAM ALL-AMERICANS

## #42 • Skip Hicks: RB 6-1,221 Wichita Falls, Texas • Burk Burnett HS



Skip played tailback in 1993-94-96-97 ... Earned first-team All-America as a senior ... Set Pac-10 single-season record with 25 touchdowns as a senior and also became Pac-10's all-time single-season scoring leader with 150 points (26 and 156 including Cotton Bowl) ... Concluded his career as all-time Pac-10 leader in touchdowns with 55 ... Finished his career with 3,140 yards (still No. 8 in school history) and 330 points (No. 5) ... Only player in UCLA history to net over 100 yards in both rushing and receiving in a game ... Scored a school record four touchdowns in a game five times in his career ... 1997 Pop Warner Trophy winner as top senior in West ... Selected in third round of the 1998 NFL draft by Washington Redskins ... Also was with Bears, Titans, Bengals and Panthers.

## #17 • Justin Hickman: DE 6-2,265 Glendale, Ariz. • St. Mary's HS



Three-year starter (2004-05-06) at defensive end ... Earned consensus All-America honors as a senior in 2006 ... Named first-team All-America by Walter Camp Foundation, Sporting News and FWAA and second-team by Associated Press, SI.com and CollegeFootballNews.com ... One of six finalists for Ted Hendricks National Defensive End of the Year award ... Defensive winner of UCLA's Red Sanders Award for Most Valuable Player ... All-Pac-10 first-team in 2006 ... As a senior, ranked fourth (tied) in NCAA with 12.5 quarterback sacks and 10th in tackles for loss (19.0) ... Tied for first in Pac-10 in sacks and led conference in tackles for loss ... Ranks fourth (tied) on UCLA's season sack list and 11th with 19.5 career sacks ... Ranks eighth (tied) on UCLA's season TFL list and 20th (tied) with 31.0 career TFL ... Made 42 tackles as a senior ... Made three sacks against Notre Dame as a senior ... Played with the Indianapolis Colts in 2012 and 2013.

## #14 • Chris Horton: S 6-1,210 Metarie, La. • De La Salle HS




Two-year starter (2006-07) and four-year letterman (2004-05-06-07) at strong safety ... As a senior, he earned first-team All-America acclaim from The Sporting News ... Also named first-team All-Pac-10 by the league's coaches and was defensive co-winner of UCLA's Paul I. Wellman Award for All-Around Excellence ... Ranked second on team as a senior with 90 tackles ... Totaled a career-high 16 tackles at Washington State and had 3.0 sacks versus Arizona State ... As a junior in 2006, he started all 13 games and led the team with 95 tackles ... His average of 7.31 stops ranked ninth in the Pac-10 ... Made 238 tackles and three interceptions during his career ... Selected by Washington Redskins in seventh round of the 2008 NFL draft.

## #50 • Ron Hull: OL 6-1,205 Los Angeles, Calif. • Wilson HS



Ron played center in 1959-60-61 ... Earned All-American honors in 1961 ... 1961 team captain ... Last of the single-wing centers ... Conference champions in 1959 and '61 ... Member of the '62 Rose Bowl team which played Minnesota ... Team posted a 19-10-2 record in his career ... Later became head football coach at Cal State Los Angeles.

## #37 • Kermit Johnson: RB 6-1,185 Los Angeles, Calif. • Blair HS



Kermit played running back in 1971-72-73 ... Named a consensus All-American in 1973 ... All-Coast selection in 1972-73 ... Finished 10th in the 1973 Heisman Trophy balloting ... 1972 All-Around Excellence award winner ... 1973 tri-captain and MVP ... Set seven individual game, season and career records ... Had Pac-10 record 7.53 yards per carry average (since broken) in 1973 ... First Bruin to rush for over 1,000 yards in a single season (1,129 in 1973) ... Broke Kenny Washington's 34-year old UCLA career rushing record with 2,495 yards and still ranks 13th on the career list ... Went on to play a couple of seasons with the San Francisco 49ers after being a seventh-round selection in the 1974 draft.

## #21 • Maurice Jones Drew: KR 5-8,205 Antioch, Calif. • De La Salle HS




Two-year starter (2004-05) at tailback ... Earned unanimous first-team All-America honors as kick returner as a junior (2005) ... Set NCAA record by averaging 28.5 yards on 15 punt returns, including three for touchdowns of 72, 66 and 81 yards ... Set school record with 1,863 all-purpose yards (since broken) as junior ... Finished his career as UCLA's all-time leader with 4,688 all-purpose yards (since broken) ... As a junior, he scored 20 touchdowns (T-No. 2 on single-season list) and his 39 career touchdowns rank No. 4 ... Sixteen TDs measured at least 40 yards ... Ranks No. 2 (tied) for single-season scoring (120 points) and No. 11 on the career list (234) ... Rushed for 1,007 yards as a sophomore, 914 yards as junior ... His 2,503 career rushing yards rank No. 12 on that list ... Semifinalist for Doak Walker Award ... Second-round pick by Jacksonville in 2006 NFL Draft ... Led NFL in rushing in 2011 ... Three-time Pro Bowl selection.

## #4 • Kevin Jordan: WR 6-2,190 Beltsville, Md. • High Point HS



Kevin played wide receiver in 1992-93-94-95 ... Earned All-America honors as a junior in 1994 ... Led Pac-10 in receptions in 1994 ... Set a then-UCLA record with 1,228 receiving yards in 1994 ... Set regular-season record with 73 receptions (since broken) in 1994 ... Completed his career ranked No. 1 at UCLA with 179 receptions (now No. 3) and 2,548 yards (now No. 4) ... First Bruin to make at least 40 receptions in three seasons ... Winner of UCLA Award for All-Around Excellence in 1995 after leading team with 43 receptions ... Played with the Arizona Cardinals, Cincinnati Bengals and Denver Broncos.

## #17 • Bill Kilmer: HB 6-0,200 Azusa, Calif. • Citrus Union HS



Bill played single-wing halfback in 1958-59-60 ... Named All-American in 1960 ... Team MVP in 1960 ... Led the nation in total offense that season (1,889 yards) ... Led UCLA in total offense, passing and punting in 1959-60 and both rushing (803 yds) and scoring (52 points) in 1960 ... Fifth in the 1960 Heisman Trophy balloting ... Enjoyed highly successful NFL career as a quarterback with San Francisco, New Orleans and Washington ... Played in the 1973 Super Bowl with Redskins ... Two-time All-Pro selection ... Inducted into the National Football Foundation Hall of Fame in December 1999.

## #6 • Eric Kendricks: LB 6-0,230 Fresno, Calif. • Hoover HS




Kendricks played linebacker in 2011-14 ... Became first Bruin to win the Butkus Award in 2014 ... Also won 2014 Lott IMPACT Trophy ... Finished as school's all-time leading tackler (481) ... Recorded school-record 11 double-digit tackle games in 2014 and 25 for his career (2nd in school history) ... Started games during all four years and finished with 42 career starts ... Third Bruin to record three-straight 100 tackle seasons ... Led nation in solo tackles in 2014 (7.8) ... Led Pac-12 in tackles avg. in 2012, third in 2013, second in 2014 ... His 150 tackles in 2012 were most by Bruin since 1978 ... Selected by Vikings in second round of 2015 NFL Draft ... Named to NFL All-Rookie team.

## #31 • Carnell Lake: LB 6-1,210 Inglewood, Calif. • Culver City HS



Carnell played linebacker in 1985-86-87-88 ... Earned All-America honors in 1988 ... National Football Foundation Hall of Fame Scholar Athlete award winner ... Semifinalist for Butkus Award and Lombardi Trophy ... Finalist for NCAA Top Six award ... Credited with 78 tackles and 12.5 tackles for loss in 1988 ... Led Pac-10 in sacks in 1987 with 13, a then-UCLA record ... Totaled 25.5 career sacks, which ranks fourth all-time at UCLA ... Team went 37-9-2 in his four seasons ... Drafted in second round by Pittsburgh in 1989, was an All-Pro defensive back for the Steelers and signed with Jacksonville in 1999 ... Five-time Pro Bowl selection ... Named to NFL All-90's Decade team ... Inducted into UCLA Athletics Hall of Fame in 2000 ... Played with the Baltimore Ravens in 2001 ... Served as Bruin assistant coach in 2009 season and joined the Steelers' coaching staff in 2011.


## #25 • John Lee: K 5-10,175 Downey, Calif. • Downey HS



John served as the Bruin place-kicker in 1982-83-84-85 ... Named All-American in 1984 and consensus All-American in 1985 ... He was the fifth Bruin multi-year All-American ... Ended his career as the most prolific PAT and field goal specialist in NCAA, Pac-10 and Bruin history ... In 47 games, he booted 85 field goals in 100 attempts and converted 135 of 136 PATs, including a streak of 108 straight ... He set NCAA records for career field goals, accuracy (.857) and most field goals in a season ... Now No. 2 on UCLA's career scoring list with 390 points ... Second-round selection of the St. Louis Cardinals in the 1986 NFL draft ... Played with the Cardinals in 1986.

## UCLA'S FIRST-TEAM ALL-AMERICANS

## #72 • Bill Leeka: T 6-0,202 Temple City, Calif. • Alhambra HS




Played tackle in 1956-57-58 ... Named All-American in 1958 ... All-Coast selection in 1957 and '58 ... Quick and consistent player who went both ways ... Coach Red Sanders called him "one of the best tackles he had ever coached."

## #19 • Mercedes Lewis: TE 6-6,256 Long Beach, Calif. • Poly HS



Three-year starter (2003-04-05) at tight end ... Won John Mackey Award as nation's top tight end as a senior ... Named first-team All-America by FWAA, Walter Camp Foundation and *The Sporting News* as a senior in 2005 ... First-team All-Pac-10 ... As a senior, he set UCLA season records for receptions (58), yards (741) and touchdown catches (10) by a tight end ... His career totals of 126 catches, 1,571 yards and 21 touchdowns are also UCLA tight end records ... His 21 career touchdown receptions rank No. 2 in school history, behind J.J. Stokes, while his 126 receptions rank No. 12 (tied) on the all-time list ... His 58 receptions in 2005 rank No. 12 (tied) on UCLA's single-season list ... As a junior, he was one of three finalists for the Mackey Award and earned second-team All-Pac-10 honors ... Made 32 receptions for 402 yards and seven touchdowns ... Caught 30 passes for 377 yards as a sophomore ... First-round pick by Jacksonville in 2006 NFL Draft.

## #82 • Rommie Loudd: E 6-2,226 Madisonville, Texas • Jefferson HS



Rommie played end in 1953-54-55 and was named All-American in 1955 ... Leading pass receiver on the '54 National Championship team ... Member of two Rose Bowl teams and three Pacific Coast Conference title teams ... Also played defense ... Team posted a 26-4 record in his three seasons ... Played in the NFL and the Canadian Football League ... Became the first African-American coach in the AFL when he took a job with the Boston Patriots as linebackers coach in 1966 ... From 1968-71, he was the Patriots Director of Player Personnel.

## #46 • Kirk Maggio: P 5-11,165 Glen Arm, Md. • Calvert Hall HS



Played punter for the Bruins in 1986-87-88-89 ... Earned All-America honors in 1989 ... Also selected first-team All-Pac-10 (1989) ... In his lone season as a regular, Kirk averaged 45.2 yards on 45 punts ... Ranked second in the nation with that 45.2 average and still ranks fourth on UCLA's single-season list.

## #50 • Don Manning: LB 6-2,201 Culver City, Calif. • Culver City HS




Played linebacker in 1965-66-67 ... Earned consensus All-American honors in 1967 ... Named All-Coast in 1966-67 ... Team interception leader in 1966 ... Team posted a three-year record of 24-5-2 ... Played in UCLA's first Rose Bowl victory following the 1965 season ... He and Gary Beban became the first Bruins to make consensus All-American in the same year.

## #32 • James McAlister: RB 6-1,205 Pasadena, Calif. • Blair HS



Played running back in 1972-73 ... Named All-American in 1973 ... Teamed with Kermit Johnson to form one of the best backfields in school history ... Averaged 5.3 yards per carry and gained 1,492 yards in his career ... Team went 17-5 in his two seasons ... Set a school record in the long jump with a 27-0 1/2 effort in 1973 ... Played in the NFL with the Philadelphia Eagles in 1975-76 and the New England Patriots in 1978 after being a sixth-round pick of the Raiders in 1974.

## #24 • Freeman McNeil: RB 5-11,216 Carson, Calif. • Banning HS



Freeman played tailback in 1977-78-79-80 ... Earned All-America honors in 1980 ... Named All-Conference in 1979-80 ... 1979 (1,396 yds) and 1980 (1,105) UCLA rushing leader ... 1980 team scoring leader and Offensive Player vs. USC ... 1979-80 Offensive team MVP ... 1978 Most Improved Player ... Ended career as UCLA's top single-season rushing leader with 1,396 in 1979 (now No. 5) and all-time career ball carrier with 3,195 yards (now No. 4) ... First-round pick and No. 3 selection overall by the NY Jets in the 1981 NFL draft ... Played from 1981-92 with the Jets ... Led the NFL in rushing in 1982 ... Three-time Pro Bowl selection.

## #92 • Fred McNeil: DE 6-3,222 Baldwin Park, Calif. • Baldwin Park HS



Fred played defensive end in 1971-72-73 ... Named All-American in 1973 ... Selected All-Coast in 1972-73 ... 1971 Rookie of the Year ... 1972 Leadership award winner ... 1972 team tackle leader ... 1973 team tri-captain ... First-round pick (17th overall) of the Minnesota Vikings in the 1974 NFL draft ... Team advanced to the 1975 and '77 Super Bowls ... Played with the Vikings from 1974-85 ... Selected for induction into the UCLA Athletics Hall of Fame in 2012.

## #18 • Cade McNown: QB 6-1,214 West Linn, Ore. • West Linn HS



Cade started 44 of his 47 career games as Bruin quarterback in 1995-96-97-98, including final 43 straight ... Earned consensus All-America honors in 1998 ... As a senior, he won Johnny Unitas Golden Arm Award, placed third in balloting for Heisman Trophy and was a finalist for Davey O'Brien National Quarterback Award ... Set UCLA season records for passing yards (3,470, since broken), touchdown passes (25, since broken) and total offense (3,652, since broken) as well as single-game records in same three categories (513, five, since broken, and 515) ... School leader in passing yards (10,708) ... Ranks 2nd at school in total offense (11,285 yards — once a Pac-10 record, since broken) and touchdown passes (68, since broken) ... Compiled 30-14 record as a starter and led UCLA to school-record 20 consecutive victories during junior and senior seasons ... 1998 Pac-10 co-Offensive Player of the Year ... 8th in 1997 Heisman Trophy balloting ... Selected in first round (No. 12) of the 1999 NFL Draft by Chicago Bears ... Also a member of Miami Dolphins and San Francisco 49'ers.

## #7 • Justin Medlock: K 6-0,185 Fremont, Calif. • Mission San Jose HS



Four-year starter (2003-04-05-06) at place kicker ... Earned consensus All-A honors as senior in 2006 ... Named first-team All-A by *Associated Press*, AFCA, *Sporting News*, FWAA, *CollegeFootballNews.com* and *Scout.com* ... Second-team Walter Camp Foundation selection ... Groza Award semifinalist in 2004-06 ... First-team All-Pac-10 in 2004-06 and second-team in 2005 ... As senior, made 28 of 32 field goals (.875) ... Led NCAA in field goals per game (2.15) and ranked ninth (tied) in scoring (8.69 avg.) ... His 28 field goals rank No. 2 (tied) on UCLA's season list behind John Lee's 32 in 1984 and his 113 points rank fifth on UCLA's season list, second among kickers ... On UCLA's career lists, he ranks tied for third in points (357) and third in field goals with 70 (on 88 attempts) ... Set UCLA career records with 147 PATs and 148 PAT attempts and set another mark with a string of 113 consecutive PATs ... First kicker in school history with two field goals of 50+ yards in same game ... Had six 50-yard field goals in all ... Selected by Kansas City in fifth round of the 2007 NFL draft ... Played with Carolina Panthers and in the CFL ... CFL All-Star in 2016.


## #37 • Bjorn Merten: K 6-1,200 Centreville, Va. • Centreville HS



Bjorn was the Bruin place kicker for four years (1993-94-95-96) ... Earned All-America honors in 1993 ... The only freshman in UCLA history to earn first-team All-America honors ... Became only the fourth player in NCAA history to earn first-team All-America honors as a freshman ... Made 21 of 26 field goals and ranked second in NCAA in field goals per game in 1993 ... His 21 field goals in 1993 rank sixth on the season list ... Ranks fifth at UCLA in career field goals (57) and sixth in career scoring (301 points).

## UCLA'S FIRST-TEAM ALL-AMERICANS

## #95 • Jamir Miller: LB 6-5,225 El Cerrito, Calif. • El Cerrito HS



Jamir played linebacker in 1991-92-93 ... Earned All-America honors in 1993 ... One of three finalists for the Butkus award ... Finalist for Football News' Defensive Player of the Year ... 1993 UCLA Defensive MVP and first-team All-Pac-10 Conference ... His 12.5 sacks that season ranks fourth (tied) on the all-time list and his 18.0 tackles for loss ranks 11th (tied) ... His 4.5 sacks in the 1993 BYU game set a school single-game record ... Tied for sixth on the all-time sacks list (23.5) and tied for 13th on the tackles for loss list (35.0) ... Selected in the first round (No. 10) of the 1994 NFL Draft by the Arizona Cardinals and went on to earn All-Pro honors with the Cleveland Browns.

## #3 • Freddie Mitchell: WR 5-11,185 Lakeland, Fla. • Kathleen HS




Played wide receiver in 1998-99-00 ... Earned All-America honors in his junior season (2000) ... One of three finalists for Biletnikoff Award ... Set a UCLA season record with 1,494 receiving yards in 2000, including a Bruin bowl record of 180 in Sun Bowl ... The 1,494 receiving yards were fifth-most in Pac-10 single-season history at the time ... Ranked second nationally that season with his average of 119.45 receiving yards per game ... During his career, he made 119 receptions (No. 15) for 2,135 yards, seventh-most in school history, and 10 touchdowns ... Also threw four touchdown passes ... Selected in first round (No. 25 overall) of the 2001 NFL Draft by the Philadelphia Eagles ... Played in 2005 Super Bowl.

## #80 • Donn Moomaw: LB 6-4,220 Santa Ana, Calif. • Santa Ana HS



Donn played linebacker in 1950-51-52 ... Named an All-American in 1950 and a consensus All-American in 1952 ... UCLA's first two-time All-American ... Team posted a 19-7-1 record in his three seasons ... Twice named team MVP in '50 and '52 ... Co-captain in 1952 ... Fourth in the Heisman Trophy balloting in 1952 ... Had his jersey number retired ... National Football Foundation Hall of Fame member ... A first-round draft choice by the Los Angeles Rams in 1953.

## #3 • Rahim Moore: S 6-1,197 Los Angeles, Calif. • Dorsey HS



Rahim started all 37 games of his career (2008-10) at free safety ... Earned first-team All-America honors from Scout.com and second-team from AP and Walter Camp in 2009 and first-team honors from *Sporting News* in 2010 ... Led the nation with his 10 interceptions in 2009, the most by an NCAA FBS player since 2003 ... His total was one shy of the UCLA season record ... Concluded his three-year career ranked No. 4 (tied) in school history with 14 career interceptions ... Second-round selection by the Denver Broncos in the 2011 NFL Draft.

## #41 • Ken Norton, Jr.: LB 6-2,226 Los Angeles, Calif. • Westchester HS



Ken played linebacker in 1984-85-86-87 ... Earned All-America honors in 1987 ... Team's leading tackler in '86 (106 stops) and in '87 (125) ... Finalist for the Butkus Award in '87 ... Defensive MVP in '87 ... Ranks eighth on the all-time school tackle list (339) ... Twice named outstanding defensive player of the USC game ... Team went 36-10-2 in his four seasons ... Selected in the second round of the '88 NFL draft by the Cowboys ... Played for Dallas in 1988-93 and with the 49'ers from 1994-2000 ... First player in NFL history to play on three consecutive Super Bowl champions ('93 and '94 with Dallas, '95 with San Francisco) ... Three-time Pro Bowl selection ... Has gone on to coach in college and the NFL.

## #71 • Craig Novitsky: OL 6-6,270 Woodbridge, Va. • Potomac HS



Played offensive guard and tackle in 1990-91-92-93 ... Made 46 career starts ... Earned All-America honors in 1993 ... All-Pac-10 in 1993 ... Sophomore All-American in 1991 ... Set UCLA record by starting 46 consecutive games — every game of his career ... Started his career at left tackle and shifted to left guard midway through 1992 season ... Started at guard, center and tackle as a senior ... Selected in the fifth round of the 1994 NFL Draft by the Saints ... Also a member of the Denver Broncos.

## #79 • Jonathan Ogden: OT 6-8,315 Washington, D.C. • St. Albans HS



Jonathan played offensive tackle in 1992-93-94-95 ... Earned consensus All-America honors in 1995 ... Twice selected All-Pac-10 (1994-95) ... A four-year starter at left tackle ... Winner of 1995 Outland Trophy and Morris Trophy ... Runner-up for Lombardi Award ... Did not allow a sack as a senior and just one in his final two years ... Moved into starting lineup midway through his true freshman season and was a fixture for rest of his career ... Selected in first round (No. 4 overall) by Baltimore Ravens in 1996 NFL Draft and earned All-Rookie honors ... Selected to play in 11 Pro Bowls ... Played in the 2001 Super Bowl ... Retired on June 12, 2008 after 12 NFL seasons ... His UCLA jersey was retired in Feb. of 1997 ... Selected to National Football Foundation Hall of Fame in 2012 ... Class of 2013 Pro Football Hall of Fame ... Also an NCAA champion (1996) shot putter.

## #70 • Al Oliver: OT 6-7,270 Artesia, Calif. • Valley Christian HS



Al played offensive tackle in the 1972 and 73 seasons ... Named an All-American in 1973 ... Transferred to UCLA from Cerritos College ... Started 10 games as a senior in 1973 ... Helped clear the way for running back Kermit Johnson who ran for 1,129 yards that season and set seven school marks ... Team went 9-2 in 1973 and was ranked 12<sup>th</sup> in the final AP poll ... Started three games in 1972 ... The Bruins defeated No. 1-ranked Nebraska in 1972 to open the season and went on to post an 8-3 record ... Selected in the third round of the 1974 NFL draft by the Los Angeles Rams.

## #69 • Chad Overhauser: OL 6-5,292 Sacramento, Calif. • Rio Americano HS




Chad played on the Bruin offensive line in 1994-95-96-97 ... Earned All-America acclaim at tackle from the *Associated Press*, *The Sporting News* and Football Writers Assn. of America as a senior ... He started in 42 of his 46 career games, including the last 30 in a row ... 1997 season captain ... Played guard, tackle and center during his career ... Selected in the seventh round of the 1998 NFL draft by the Chicago Bears ... Also was a member of the Seattle Seahawks and the Houston Texans.

## #68 • Vaughn Parker: OL 6-3,270 Buffalo, N.Y. • St. Joseph's HS



Vaughn played offensive tackle in 1990-91-92-93 ... A four-year starter who ended his career with 43 starts ... Earned All-America honors in 1993 ... One of just seven Bruins to earn first-team All-Conference acclaim three times (1991-92-93) since the advent of two-platoon football in the early 1960s ... Second-team All-American in 1992 ... Started the final 32 games of his Bruin career ... Selected in the second round of the 1994 NFL Draft by the San Diego Chargers ... Played in the 1995 Super Bowl ... Played 11 years in the NFL with Chargers and Washington Redskins.

## #40 • Roman Phifer: LB 6-2,224 Pineville, N.C. • South Mecklenberg HS



Roman played linebacker in 1987-88-90 ... Earned All-America honors in 1990 ... Selected All-Pac-10 in 1990 ... Ranked third on the team with 71 tackles ... Led team with nine tackles for losses ... Selected in the second round of the 1991 NFL Draft by the Los Angeles Rams ... Led the Rams in tackles in 1993 ... Also played with the New York Jets and New York Giants ... Was a member of three Super Bowl championship teams, '02, '04 and '05, with the New England Patriots ... Four-time Pro Bowl alternate ... Has worked as an assistant coach in the NFL and in the UCLA Football Office.

## #92 • Brian Price: DL 6-2,300 Los Angeles, Calif. • Crenshaw HS



Brian was a two-year starter and three-year contributor at defensive tackle (2007-08-09) ... As a junior in 2009, he earned first-team All-America honors from the AFCA and SI.com ... Named 2009 Pac-10 Conference Pat Tillman Defensive Player of the Year ... Selected UCLA's defensive MVP ... Ranked No. 3 (tied) in NCAA and No. 1 in Pac-10 with 23.5 tackles for loss in 2009 ... That total ranks No. 2 in UCLA history ... Also ranks No. 2 at UCLA with 44.5 career TFL, all in his final 29 games ... Semifinalist for the Bednarik Award for nation's top defensive player in '09 ... Selected in the second round of the 2010 NFL Draft by the Tampa Bay Buccaneers.

**UCLA'S FIRST-TEAM ALL-AMERICANS**

**#74 • Floyd Reese: DL 6-2,222 Brentwood, Calif. • Liberty Union HS**



Floyd played defensive tackle and middle guard in 1967-68-69 ... Started in 28 of his 30 career games ... Earned All-America honors in 1969 ... Named Rookie of the Year in 1967 and team MVP in 1969 ... 1969 tri-captain and keyed one of UCLA's all-time best defenses ... Served as general manager of the Tennessee Titans from 1994-2006 and drafted three NFL Rookie of the Year winners during his tenure ... Has worked on NFL coverage for ESPN ... Also went on to work as an executive in the front office of the New England Patriots.

**#75 • John Richardson: DL 6-2,254 San Diego, Calif. • Kearny HS**




John played defensive line in the 1964-65-66 seasons ... Named an All-American in 1966 ... Started all 10 games in 1966 for a team that finished fifth in the AP rankings and posted a 9-1 record ... Only one opponent scored more than 16 points against the Bruins that season ... At 254 pounds, he was the largest defensive lineman, to date, in school history ... Named a second-team All-American following 1965 season in which he started each game, including the 1966 Rose Bowl win, UCLA's first bowl victory, over No.1-ranked Michigan State ... Played both sides of the ball during the 1964 season ... Selected in ninth round of the 1967 NFL draft by Miami Dolphins ... Played with Dolphins from 1967-71 and from 1972-73 with Cardinals ... Was a member of Dolphins' 1972 Super Bowl championship team.

**#84 • Jerry Robinson: LB 6-3,220 Santa Rosa, Calif. • Cardinal Newman HS**



Jerry played linebacker in 1976-77-78 after lettering as a receiver in 1975 ... First Bruin to earn consensus All-American honors in three straight years (1976-77-78) and the nation's first since Doak Walker of SMU in 1947-48-49 ... Led team in tackles in 1977-78 ... Second on the UCLA list for career tackles (468) and ranks one and two on the single season list ... Finished 10th in the 1978 Heisman Trophy balloting ... 1978 Pop Warner Trophy Winner as top senior on West Coast ... His No. 84 has been retired ... 1979 first-round draft choice by Philadelphia ... Played for the Eagles in the 1981 Super Bowl and enjoyed a 13-year NFL career with the Eagles and Raiders ... Inducted into UCLA Athletics Hall of Fame in 1991 ... Inducted into National Football Foundation Hall of Fame in December 1996.

**#7 • Don Rogers: S 6-3,200 Sacramento, Calif. • Norte Del Rio HS**



Don played safety in 1980-81-82-83 ... Named consensus All-American in 1983 ... Team leader in tackles in three straight seasons and ranks No. 3 with 405 career tackles ... Ranks fourth (tied) with 14 career interceptions ... Selected co-Player of the Game in the 1983 Rose Bowl ... Chosen outstanding player of 1983 USC game ... Named Defensive MVP of 1983 season ... Appeared in two straight Rose Bowl games and was credited with 16 tackles and two interceptions ... 1983 Rose Bowl Player of the Game ... Team posted 33-11-3 record in his four seasons ... First-round selection by Cleveland in the 1984 NFL draft ... Played with Browns in 1984-85 ... NFL Rookie of the Year selection.

**#2 • Chris Sailer: P/K 5-10,175 Burbank, Calif. • Notre Dame HS**



Served as Bruin punter in 1995-96-97-98 and the punter/place kicker in 1997-98 ... One of three finalists for Lou Groza Award as nation's top place kicker in 1997 when he made 15 straight field goals during the season ... Earned All-America acclaim as both a punter and place kicker in 1997 ... Set a then-school record with a 56-yard field goal vs. Oregon in 1997 ... Concluded his career ranked fourth (now eighth) in school history in field goals (33), fifth (now ninth) in punting average (41.99) and seventh (now 13th) in scoring (213 points) ... Set school records for punts (241) and yardage (10,120) which have since been broken ... One of only five Bruins to have scored over 100 points in a season twice.

**#64 • Jim Salisbury: G 6-1,190 Los Angeles, Calif. • Hamilton HS**




Jim was a four-year letterwinner who played guard in 1951-52-53-54 ... Earned All-American honors in 1954 ... Named All-Coast in 1952 and 1954 ... An outstanding and dominating blocker ... A big reason the 1954 national champions averaged over 40 points per game ... Team posted 30-6-1 record in his four seasons ... Went on to play for the Detroit Lions and the Green Bay Packers from 1955-58.

**#15 • John Sciarra: QB 5-10,180 Alhambra, Calif. • Bishop Amat HS**



John played quarterback in 1972-73-74-75 ... Named a consensus All-American in 1975 ... 1973 Leadership Award winner ... Team Offensive MVP in 1974-75 ... 1975 tri-captain ... Led Bruins to a win in the 1976 Rose Bowl over top-ranked Ohio State and was named Player of the Game ... Ranks 12th in career total offense (4,464 yards) ... Rushed for a total of 1,813 yards in his career ... Finished seventh in the 1975 Heisman Trophy balloting ... Team went 32-10-3 in his four seasons ... NCAA Post-Graduate scholarship winner ... National Football Foundation Scholar-Athlete ... NCAA Top 10 award winner ... College Football Hall of Fame Class of 2014 ... Played in the Canadian Football League and with the Philadelphia Eagles from 1978-83 ... Member of the 1981 Eagles Super Bowl team.

**#67 • Luis Sharpe: OT 6-6,250 Detroit, Mich. • Southwestern HS**



Played offensive tackle for the Bruins in 1978-79-80-81 ... Named All-American in 1981 ... UCLA's Rookie of the Year for the 1978 season ... Team Offensive MVP and Leadership award winner in 1981 ... Played on two bowl teams, Fiesta (1978) and Bluebonnet (1981) ... First-round pick (No. 16 overall) of the St. Louis Cardinals in the 1982 NFL draft ... Played with the Cardinals in 1982-84 and again in 1985-94 ... Three-time Pro Bowl selection.

**#77 • Larry Slagle: OL 6-3,243 Richmond, Calif. • Ells HS**



Larry played offensive line in the 1965-66-67 seasons ... Named an All-American in the 1967 season ... Co-captain of the 1967 Bruin team which featured Heisman Trophy winner Gary Beban ... Earned honorable mention all-conference honors in 1966 ... Started for most of the '65 season and was a member of the '66 Rose Bowl winning Bruin team ... Team went 24-5-2 in his three seasons ... Selected in the 11th round of the '68 NFL draft by the St. Louis Cardinals ... Played from 1968-71 in the Canadian Football League for Winnipeg.

**#18 • Matthew Slater: KR 6-0,197 Orange, Calif. • Servite HS**



Earned two letters (2006 and 2007) and was a member of the squad for four seasons (2004-05-06-07) ... As a senior, he earned first-team All-America honors as a kick returner from SI.com ... Enjoyed a spectacular season returning three kickoffs for touchdowns ... Led the Pac-10 and ranked 12th in the NCAA with his average of 29.00 yards on 34 kickoff returns ... His season average set a new school record, as did his 986 return yards and his 34 returns (both since broken) ... Scored on kickoff returns of 85 (Washington), 100 (at Arizona) and 89 yards (Arizona State) ... The three touchdowns set UCLA records for a season and a career ... His 986 return yards rank seventh on UCLA's career list as well as No. 4 on the season list ... Also made 25 tackles, mostly on special teams coverage units ... Played both defensive back (2006-07) and wide receiver (2004-05) during his career, and blossomed on special teams as a senior ... Selected in the fifth round of the 2008 NFL Draft by the New England Patriots and played in the 2012, 2015 and 2017 Super Bowls.


**UCLA'S FIRST-TEAM ALL-AMERICANS**

**#58 • Al Sparlis: G 6-0,190 Los Angeles, Calif. • Poly HS**



Al played guard in 1941-42-45 ... Named an All-American following the 1945 season ... Starter on UCLA's first Rose Bowl team in 1943 ... Returned to UCLA after a three-year stint in the U.S. Air Force ... Named team MVP in '45 ... Inducted into the National Football Foundation Hall of Fame in 1983 ... Was a pilot in three wars and earned 11 military campaign medals.

**#18 • J.J. Stokes: WR 6-5,223 San Diego, Calif. • Point Loma HS**



J.J. played wide receiver in 1991-92-93-94 ... Earned consensus All-America honors as a junior in '93 ... Seventh in the Heisman Trophy balloting in 1993 ... Finalist for *Football News* Offensive Player of the Year award ... 1993 Pac-10 Conference Offensive Player of the Year ... Set a school record with 82 catches in 1993 ... His 17 touchdown passes established a school record and tied the conference mark ... Set a Rose Bowl game record in 1994 contest with 14 catches for 176 yards ... Ranks No. 1 at UCLA with 28 career touchdown receptions, No. 5 in yardage (2,469) and No. 5 in receptions (154) ... Selected in first round (No. 10) of the 1995 NFL Draft by the 49'ers ... Played with Jacksonville and with the Super Bowl champion New England Patriots in 2003.

**#8 • Robert Thomas: LB 6-2,230 Imperial, Calif. • Imperial HS**



Played middle linebacker in 1998-99-00-01 ... Earned consensus All-America honors as a senior (2001) ... One of three finalists for the Butkus Award, presented annually to the nation's top linebacker ... Selected 2001 Pacific-10 Conference Defensive Player of the Year by the league's coaches ... Set a school record with 26.0 tackles for loss in 2001 and finished his career with 41 tackles for loss, now No. 7 on the career list ... Led UCLA, in 2001, with 111 tackles and his average of 10.1 tackles per game ranked No. 1 in the Pac-10 ... Ranks 14th on career tackles list with 293 ... Made 18 tackles vs. Washington State as a senior in 2001 ... Selected in the first round of the 2002 NFL draft by the St. Louis Rams ... Also played with the Raiders and Redskins.

**#29 • Eric Turner: S 6-2,206 Ventura, Calif. • Ventura HS**



Eric played free safety at UCLA 1987-88-89-90 ... Earned All-America honors in '90 ... Jim Thorpe Award semifinalist in '90 ... Selected UCLA's defensive MVP ... Three-year starter (1988-90) ... Led team in tackles in '90 (93) and ranked second in '89 (141) ... Led team in interceptions in '90 ... Sixth in career tackles (369); fourth (tied) in interceptions (14) ... First-team Freshman All-American (1987) and Sophomore All-American (1988) ... No. 2 selection in the 1991 NFL Draft by the Cleveland Browns ... Played with the Browns/Ravens from 1991-96 and with the Oakland Raiders from 1997-99 ... Two-time Pro Bowl selection ... Inducted into the UCLA Hall of Fame in 2008.

**#1 • Alterraun Verner: DB 5-11,180 Carson, Calif. • Mayfair HS**




Alterraun was a three-year starter and four-year contributor (2006-07-08-09) at defensive back ... Earned first-team All-America honors from Rivals.com ... The epitome of the student-athlete, on-and-off the field ... Scored five touchdowns in his career - four interceptions and a blocked field goal return, tying the school record for defensive TDs ... 2006 Pac-12 Co-Freshman of the Year ... Made 37 starts at cornerback ... His 13 career interceptions rank No. 8 (tied) on that UCLA list ... Made 279 career tackles to rank No. 20 on that chart ... Twice named first-team Pac-10 All-Academic and second team once ... Selected in the fourth round of the 2010 NFL Draft by the Tennessee Titans and started as a rookie ... 2013 All-Pro selection.

**#82 • Dick Wallen: E 6-0,185 Alhambra, Calif. • Alhambra HS**




Dick played end for three seasons from 1956-57-58 ... He was named a consensus All-American in 1957 ... Team MVP in the 1957 season ... Led the team in pass receiving for three straight years (23-'56, 20-'57, 19-'58) ... Led the team in interceptions in 1957 (4) and in scoring in 1958 ... Made a then-school record 10 catches in a game vs. Florida in 1958 ... Received the 1957 Voit Trophy as the top player on the Pacific coast.

**#13 • Kenny Washington: HB 6-1,212 Los Angeles, Calif. • Lincoln HS**



Kenny played halfback in 1937-38-39 ... UCLA's first football All-American in 1939 ... Team MVP in '37 and '39 ... National total offense leader with 1,370 yards in '39 ... Finished sixth in the 1939 Heisman Trophy balloting ... Career rushing total of 1,915 yards was a UCLA record which stood for 34 years (still No. 18) ... His No. 13 jersey was the first to be retired at UCLA ... Inducted into the National Football Foundation Hall of Fame in 1956 ... Played for the L.A. Rams in 1946-48, breaking the NFL color barrier that had stood since 1934.

**#32 • Shaun Williams: S 6-2,195 Lake View Terrace, Calif. • Crespi HS**



Played safety in 1994-95-96-97 ... Earned All-America honors in his senior season ... Three-year starter ... Named to the 1997 first-team all-conference team ... Ranked among the team's top three tacklers in the 1995-97 seasons ... Tied for the team tackle lead in 1997 (68) ... Rated as the nation's top free safety by *The Sporting News* ... Named Outstanding Defender in the 1996 USC game ... First-round selection of the New York Giants in the 1998 NFL draft ... Played in the 2001 Super Bowl ... Played nine seasons in the NFL.

**#91 • Tim Wrightman: TE 6-3,242 San Pedro, Calif. • St. Mary Star of the Sea HS**



Tim played tight end in 1978-79-80-81 ... Named consensus All-American in 1981 ... Named All-Pac-10 in 1980-81 ... UCLA's Rookie of the Year in 1978 ... Leading receiver in 1979 (22) ... Winner of the team All-Around Excellence award in 1979 and 1981 ... Finished his Bruin career as the No. 2 all-time receiver with 73 catches ... Named to the 1981 Academic All-American team ... Third-round selection of the Bears in the 1982 NFL draft ... Member of the 1986 Chicago Bears Super Bowl team ... Played in the United States Football League (first member of the Chicago Blitz) and then with the Bears again in 1985-87 ... Inducted into the UCLA Athletics Hall of Fame in 2003.

**All-America Position Breakdown**

<b>Quarterback</b>	<b>Tight End</b>	<b>Defensive Back</b>
Cade McNown -- 1998	Marcedes Lewis -- 2005	Rahim Moore -- 2010, 2009
Troy Aikman -- 1988	Charles Arbuckle -- 1988	Alterraun Verner -- 2009
Jeff Dankworth -- 1976	Tim Wrightman -- 1981	Chris Horton -- 2007
John Sciarra -- 1975		Shaun Williams -- 1997
Gary Beban -- 1967		Marvin Goodwin -- 1993
	<b>End / Wide Receiver</b>	Carlton Gray -- 1992
	Freddie Mitchell -- 2000	Matt Darby -- 1991
	Kevin Jordan -- 1994	Eric Turner -- 1990
<b>Running Back / Halfback / Fullback</b>	J.J. Stokes -- 1993	Darryl Henley -- 1988
Johnathan Franklin -- 2012	Dick Wallen -- 1957	Don Rogers -- 1983
Skip Hicks -- 1997	Rommie Loud -- 1955	Kenny Easley -- 1980, 1979, 1978
Karim Abdul-Jabbar -- 1995	Burr Baldwin -- 1946	Oscar Edwards -- 1976
Gaston Green -- 1987		Jimmy Allen -- 1973
Freeman McNeil -- 1980	<b>Defensive Line</b>	
James McAlister -- 1973	Brian Price -- 2009	<b>Kick Returner</b>
Kermit Johnson -- 1973	Justin Hickman -- 2006	Matthew Slater -- 2007
Mei Farr -- 1966	Bruce Davis -- 2006	Maurice Jones-Drew -- 2005
Kermit Alexander -- 1962	Dave Ball -- 2003	
Bill Kilmer -- 1960	Floyd Reese -- 1969	<b>Kicker / Punter</b>
Bob Davenport -- 1955, 1954	Cliff Frazier -- 1975	Ka'imi Fairbairn -- 2015
Paul Cameron -- 1953	Fred McNeill -- 1973	Kai Forbath -- 2009
Kenny Washington -- 1939	John Richardson -- 1966	Justin Medlock -- 2006
		Chris Sailer -- 1997
<b>Offensive Line</b>	<b>Linebacker</b>	Bjorn Merten -- 1993
Kris Farris -- 1998	Eric Kendricks -- 2014	Kirk Maggio -- 1989
Chad Overhauser -- 1997	Anthony Barr -- 2013	John Lee -- 1985, 1984
Johnathan Ogden -- 1995	Spencer Havner -- 2004	Efren Herrera -- 1973
Vaughn Parker -- 1993	Robert Thomas -- 2001	
Craig Novitsky -- 1993	Jamir Miller -- 1993	
Frank Cornish -- 1989	Roman Phifer -- 1990	
Luis Sharpe -- 1981	Carnell Lake -- 1988	
Randy Cross -- 1975	Ken Norton, Jr. -- 1987	
Al Oliver -- 1973	Jerry Robinson -- 1978, 1977, 1976	
Dave Dalby -- 1971	Mike Ballou -- 1969	
Larry Slagle -- 1967	Don Manning -- 1967	
Ron Hull -- 1961	Donn Moomaw -- 1952, 1950	
Bill Leeka -- 1958		
Hardiman Cureton -- 1955		
Jim Brown -- 1955		
Jack Ellena -- 1954		
Jim Salisbury -- 1954		
Al Sparlis -- 1945		

UCLA AND THE HEISMAN TROPHY



**GARY BEBAN**

1967 HEISMAN TROPHY WINNER

**THE BEBAN FILE**

- 1967 Heisman Trophy winner
- 1967 Maxwell Award winner
- 1967 Columbus Touchdown Club Player of the Year
- 1967 Washington, D.C. Touchdown Club Player of the Year
- 1967 Sporting News Player of the Year
- 1967 National Football Foundation Scholar-Athlete
- 1967 Unanimous All-American
- 1967 First-team All-AAWU
- 1966 Fourth-place finisher in Heisman Trophy voting
- 1966 First-team All-AAWU
- 1965 Third-team All-American
- 1965 First-team All-AAWU
- Led team to a record of 24-5-2 in his three varsity seasons

**BEBAN'S PASSING 1967**

Opponent	PA	PC	Pct	PI	Yds	Tds
Tennessee	20	9	.450	2	107	0
at Pittsburgh	10	5	.500	0	69	0
at Washington State	14	7	.500	0	128	1
at Penn State	16	10	.625	1	108	0
California	14	10	.714	0	133	2
at Stanford	7	3	.429	1	50	0
Oregon State	18	10	.555	1	157	0
Washington	22	14	.636	1	289	3
at USC	24	16	.667	1	301	2
Syracuse	11	3	.273	1	17	0
Totals	156	87	.558	8	1,359	8

**UCLA'S TOP 10 HEISMAN TROPHY FINISHES**

Player, Pos.	Year	Place	Player, Pos.	Year	Place
Drew Olson, qb	2005	8th	Kermit Johnson, rb	1973	10th
Cade McNown, qb	1998	3rd	Gary Beban, qb	1967	1st
Cade McNown, qb	1997	8th	Gary Beban, qb	1966	4th
J.J. Stokes, wr	1993	7th	Mel Farr, Sr., rb	1966	7th
Troy Aikman, qb	1988	3rd	Billy Kilmer, hb	1960	5th
Gaston Green, rb	1987	8th	Jack Ellena, t	1954	7th
Tom Ramsey, qb	1982	7th	Paul Cameron, hb	1953	3rd
Kenny Easley, db	1980	9th	Donn Moomaw, lb	1952	4th
Jerry Robinson, lb	1978	10th	Paul Cameron, hb	1952	6th
Jeff Dankworth, qb	1976	10th	Burr Baldwin, e	1946	7th
John Sciarra, qb	1975	7th	Kenny Washington, b	1939	6th

**BEBAN'S RUSHING 1967**

Opponent	Att	Net Yds	Tds
Tennessee	21	72	2
at Pittsburgh	13	15	2
at Washington State	10	10	1
at Penn State	19	1	1
California	13	51	1
at Stanford	21	81	2
Oregon State	16	21	1
Washington	7	44	1
at USC	16	-59	0
Syracuse	9	-9	0
Totals	145	227	11

**BEBAN'S CAREER PASSING**


YEAR	PA	PC	Pct	Yds	TD
1967	156	87	.558	1,359	8
1966	157	78	.497	1,245	6
1965	152	78	.513	1,484	9
Totals	465	243	.523	4,087	23

**BEBAN'S CAREER RUSHING**

YEAR	Att	Net Yds	Tds
1967	145	227	11
1966	123	454	10
1965	194	590	14
Totals	462	1,271	35



Drew Olson



JJ Stokes

**UCLA AWARD WINNERS**

**TROY AIKMAN**

1988 DAVEY O'BRIEN NATIONAL QB AWARD WINNER

**AIKMAN'S 1988 STATISTICS**


Opponent	PA	PC	Pct	PI	Yds	Tds	Lg
San Diego State	18	14	.778	0	163	3	43
Nebraska	22	13	.591	1	205	3	57
Long Beach State	25	17	.680	0	272	3	69
at Washington	26	16	.615	1	175	1	48
Oregon State	36	24	.667	2	288	4	30
at California	32	21	.656	0	322	2	52
at Arizona	29	20	.690	1	283	3	55
Washington State	44	27	.614	1	325	1	33
at Oregon	23	12	.522	0	114	1	20
Stanford	24	13	.542	1	135	0	27
USC	48	32	.667	1	317	2	26
Arkansas (Cotton Bowl)	27	19	.704	1	172	1	35
Totals	354	228	.644	9	2,771	24	69

**AIKMAN'S CAREER PASSING STATISTICS**

	PA	PC	Pct	PI	Yds	Tds
1988	354	228	.644	9	2,771	24
1987	273	178	.652	8	2,527	17
Totals	627	406	.648	17	5,298	41

**AIKMAN NOTES . . .**

- UCLA jersey #8 was retired at the 2014 Stanford game
- Inducted into the College Football Hall of Fame in 2008
- Inducted into the Pro Football Hall of Fame in 2006
- Played 12 seasons for the Dallas Cowboys (1989-2000)
- Led Cowboys to three Super Bowl championships (1993, 1994, 1996)
- 1996 Walter Payton NFL Man of the Year Award winner
- 1993 Super Bowl MVP
- No. 1 selection in 1989 NFL Draft (Dallas)
- 1988 Davey O'Brien National Quarterback Award winner (UCLA's first)
- 1988 Quarterback Club of Washington, D.C. National Quarterback Award winner
- 1988 Third-place finisher in Heisman Trophy voting
- One of three 1988 finalists for AFCA "Coaches Choice" Player of the Year
- 1988 Consensus All-American (UPI, Walter Camp Foundation, The Sporting News, Football News)
- 1988 UPI West Coast Player of the Year
- 1987 Pac-10 Offensive Player of the Year
- 1987 Second-team All-American
- Led Bruins to 20-4 record in two years



Troy Aikman

**CADE McNOWN**

1998 JOHNNY UNITAS GOLDEN ARM AWARD WINNER



CADE McNOWN & JOHNNY UNITAS

**McNOWN NOTES . . .**

- No. 12 selection in 1999 NFL Draft (Chicago Bears)
- 1998 Johnny Unitas Golden Arm Award winner (UCLA's first)
- 1998 Quarterback Club of Washington, D.C. National Quarterback Award winner
- 1998 Third-place Heisman Trophy finisher
- 1998 First-Team All-American (Kodak, Associated Press)
- 1998 Pop Warner Award winner (top player on West Coast)
- 1998 Pac-10 Offensive co-Player of the Year
- Led team to a school-record 20 consecutive victories during the '97 and '98 seasons
- Finished his career ranked No. 1 in total offense (11,285 yards) and No. 3 in career passing yards (10,708) in the Pac-10 Conference
- Finished his UCLA career as school leader in total offense (11,285 yards), passing yards (10,708), touchdown passes (68), completions (694) and attempts (1,250)
- UCLA single-game leader in total offense (515 yards), passing yards (513)
- Bruins went 32-15 in his four seasons


**McNOWN'S 1998 STATISTICS**

Opponent	PA	PC	Pct	PI	Yds	Tds	Lg
Texas	30	20	.667	1	339	3	79
at Houston	32	17	.531	1	315	1	61
Washington State	27	14	.519	1	205	1	51
at Arizona	24	10	.417	0	171	2	64
Oregon	36	20	.556	2	395	3	60
at California	27	15	.556	0	182	2	35
Stanford	31	19	.613	2	254	1	53
at Oregon State	37	23	.622	1	377	4	61
at Washington	24	12	.500	0	233	0	61
USC	20	12	.600	2	146	1	42
at Miami	35	26	.743	0	513	5	77
Wisconsin (Rose Bowl)	34	19	.559	1	340	2	44
Totals	357	207	.580	11	3,470	25	79

**McNOWN'S CAREER PASSING NUMBERS**

YEAR	PA	PC	Pct	PI	Yds	Tds
1998	357	207	.580	11	3,470	25
1997	312	189	.606	6	3,116	24
1996	336	176	.524	16	2,424	12
1995	245	122	.498	8	1,698	7
Totals	1,250	694	.555	41	10,708	68

UCLA AWARD WINNERS



Jonathan Ogden & Terry Donahue

**JONATHAN OGDEN**

1995 OUTLAND TROPHY WINNER

- Member of the class of 2013 Pro Football Hall of Fame
- Selected for National Football Foundation Hall of Fame in 2012
- Member of '01 Super Bowl Champion Baltimore Ravens
- 11-time Pro Bowl NFL lineman
- In 1997, became the eighth Bruin to have his jersey retired
- No. 4 selection in 1996 NFL Draft (Baltimore)
- 1995 Outland Trophy Winner (UCLA's first)
- 1995 Columbus Touchdown Club Lineman of the Year
- 1995 UPI Lineman of the Year
- 1995 Morris Trophy Winner
- 1995 Rotary Lombardi Award runner-up
- 1995 Unanimous First-team All-American
- Earned first-team honors from: AFCA, AP, Walter Camp, UPI, Football News, College Sports, The Sporting News, College & Pro Football Newsweekly, Football Writers Assn. of America)
- 1995 First-team All-Pac-10
- UCLA's Red Sanders Award for Most Valuable Player - 1995
- In 1995, led UCLA to its Highest Rushing Average (4.7) since 1976
- 1994 Third-team All-American
- 1994 First-team All-Pac-10
- 1993 Second-team Sophomore All-American
- 1992 First-team Freshman All-American

**KRIS FARRIS**

1998 OUTLAND TROPHY WINNER

- Earned his MBA from UCLA's Anderson School of Business in June 2009
- Third-round selection (No. 74) in 1999 NFL Draft (Pittsburgh Steelers); Also was a member of the Buffalo Bills and the Atlanta Falcons
- 1998 Outland Trophy Winner
- 1998 First-team All-American (Walter Camp Football Foundation, Associated Press, Football Writers Association of America, The Sporting News, Football News, College & Pro Football Newsweekly, Football Digest)
- One of 12 semi-finalists for the Rotary Lombardi Award
- Led UCLA to its second-highest rushing average (4.5) since 1986
- Did not allow a sack during his junior season on a unit that allowed just 10 during the regular season
- Bruins went 25-10 during his three seasons



Kris Farris



Marcedes Lewis & John Mackey

**MARCEDES LEWIS**

- Played 10 NFL Seasons
- 2011 Pro Bowl Tight End
- Led all NFL Tight Ends in average per catch in 2009 and 2010
- 2008 Morgan Stanley Smith Barney Community Leader of the Year Award
- No. 28 selection in first round of 2006 NFL Draft (Jacksonville)
- 2005 John Mackey Award Winner (UCLA's first)
- 2005 first-team All-American by FWAA, Walter Camp, Sporting News
- 2005 first-team All-Pac-10 Conference selection
- Set school single-season tight end records for receptions (58), receiving yards (741)
- Set UCLA career tight end records for receptions (126), receiving yards (1,571) and touchdown receptions (21)
- No. 2 in UCLA history in career touchdown receptions (21)
- Tie for No. 12 on UCLA all-time receptions list (126)
- Played in 2006 Senior Bowl
- 2004 John Mackey Award finalist (one of three)

**LEWIS' CAREER RECEIVING STATISTICS**

YEAR	Recpt.	Yds	Avg	TD	LG
2005	58	741	12.8	10	40
2004	32	402	12.6	7	29
2003	30	377	12.6	3	38
2002	6	51	8.5	1	16
Totals	126	1,571	12.5	21	40



**UCLA AWARD WINNERS**

**KAI FORBATH**

2009 LOU GROZA AWARD WINNER

- 2014 NFC Special Teams Player of the Week
- Set NFL record for consecutive field goals made to begin a career (17) in 2012
- 2009 Lou Groza Award Winner (UCLA's first)
- 2009 first-team All-American by AFCA, Walter Camp, Sporting News, FWA, Phil Steele, Rivals.com
- 2009 first-team All-Pac-10 Conference selection
- 2010 second-team All-Pac-10 Conference selection
- Led the nation in field goals per game in 2009 (2.15)
- Tied NCAA record for best Fg% in under-40 yard kicks (19-19, 2009)
- Made 28 of 31 field goal attempts and 24 of 25 PATs for 108 points in 2009
- No. 1 (tied) in UCLA career field goals with 85, two shy of the NCAA record at end of career
- No. 3 (tied) in UCLA career scoring with 357 points
- No. 1 in UCLA career field goals of 50 or more yards (10)
- Set numerous NCAA records: most field goals by a freshman (25 in 2007); highest percentage of field goals made, under 40 yards, in a season - tied (1,000% - 25 of 25 in 2009); most times kicking two or more field goals in a game for a season - tied (10 in 2007); most times kicking two or more field goals in a game for a career (31); most times kicking three or more field goals in a game for a career - tied (13)

**FORBATH'S CAREER FIELD GOAL STATS**

YEAR	FG-FGA	01-19	20-29	30-39	40-49	50+	LG	XP-A	PTS
2010	13-18	0-0	2-2	4-4	6-11	1-1	51	27-27	66
2009	28-31	0-0	8-8	11-11	6-6	3-6	53	24-25	108
2008	19-22	2-2	6-7	6-7	4-5	1-1	53	21-22	78
2007	25-30	0-0	7-9	8-8	5-8	5-5	54	30-30	105
Totals	85-101	2-2	23-26	29-30	21-30	10-13	54	102-104	357



**ANTHONY BARR**

2013 LOTT IMPACT TROPHY WINNER

- Named to his first Pro Bowl in 2016
- Named NFC Defensive Player of the Week (week 8, 2014)
- 2013 Lott IMPACT Trophy Winner (UCLA's first)
- No. 9 selection in first round of 2014 NFL Draft (Minnesota)
- 2013 first-team All-American by USA Today, Sporting News, Walter Camp, NFL.com
- 2013 first-team All-Pac-12 Conference selection
- Finalist for 2013 Butkus, Lombardi, Bednarik awards
- No. 6 all-time at UCLA in tackles for loss
- Tied for No. 6 all-time at UCLA in sacks
- Only played defense for two seasons
- 2012 second-team AP All-America
- 2012 first-team All-Pac-12 Conference selection
- 2012 sack total (13.5) was second in the nation

**BARR'S CAREER TACKLE STATISTICS**

YEAR	TT	T-AT	SACKS	TFL	INT(Td)
2013	65	42-23	10.0-66	20.0-109	0
2012	83	60-23	13.5-70	21.5-105	0
Totals	148	102-46	23.5-136	41.5-214	0

**UCLA AWARD WINNERS**

**ERIC KENDRICKS**

2014 LOTT IMPACT TROPHY WINNER  
2014 BUTKUS AWARD WINNER

- Named to the Pro Football Writers of America's 2015 NFL All-Rookie team
- NFL Defensive Rookie for the month of October, 2015
- 2014 Butkus Award Winner (UCLA's first)
- 2014 Lott IMPACT Trophy Winner (UCLA's second)
- No. 45 selection in second round of 2015 NFL Draft (Minnesota)
- 2014 first-team All-American by USA Today, si.com, Athlon, Phil Steele, nfl.com
- 2014 second-team All-American by AP, Walter Camp, FWAA, Sporting News, cbssports.com
- 2014 led the nation in solo tackles/game (7.8) average
- 2014 second-team all-conference selection
- UCLA's all-time tackle leader (481)
- Set UCLA record with 11 double-digit tackle games in 2014 season
- Scored three career defensive touchdowns, tied for third on school list
- Led the Bruins in tackles for three straight seasons

**KENDRICKS' CAREER TACKLE STATISTICS**

YEAR	TT	T-AT	SACKS	TFL	INT(Td)
2014	149	101-48	4.0-29	11.5-45	3 (1)
2013	106	62-44	2.0-9	4.0-10	1
2012	150	92-58	2.0-13	6.0-21	1
2011	76	52-24	2.0-9	4.5-16	0
Totals	481	307-174	10.0-60	26.0-92	5(1)



**KA'IMI FAIRBAIRN**

2015 LOU GROZA AWARD WINNER

- 2015 Consensus first-team All-American
- Set Pac-12 and UCLA records for most career points (413)
- Set Conference game record and UCLA record for longest field goal (60 yds)
- Finished his career by connecting on 41 straight field goals from 35 yards and in
- First Bruin to register at least 100 points in four straight seasons
- 2015 second-team All-Pac-12 Conference selection
- Finished his Bruin career fourth on the all-time field goal list (68)
- Also handled kickoff duties for last three seasons
- Invited to the Senior Bowl and the NFL Combine

**FAIRBAIRN'S CAREER FIELD GOAL STATS**

YEAR	Fg-Fga	01-19	20-29	30-39	40-49	50+	Lg	Xp-a	Pts
2012	16-22	0-0	7-7	7-9	2-5	0-1	48	56-59	104
2013	14-21	0-0	5-5	4-7	5-8	0-1	48	59-60	101
2014	18-22	0-0	8-8	6-7	4-6	0-1	47	47-48	101
2015	20-24	0-0	7-7	9-9	2-5	2-3	60	47-47	107
Totals	68-89	0-0	27-27	26-32	13-24	2-6	60	209-214	413



## UCLA RETIRED JERSEYS

**#5 • KENNY EASLEY, S**

Played free safety for UCLA from 1977-1980 and started from the second game of his freshman year. ... Only the second three-time consensus All-American in UCLA and Pac-10 history (1978-80) ... First and only defensive four-time first-team All-Pac-10 player in league history (1977-80) ... Ranks first on UCLA career interception list with 19 and fifth in career tackles with 374 ... Also ranks ninth in career punt returns (45) ... 1981 first-round draft choice of Seattle Seahawks (No. 4 pick) ... AFC Rookie of the Year in 1981 ... AFC Defensive Player of the Year in 1983 ... NFL Player Defensive Player of the Year in 1984 ... Played in five Pro Bowls and was All-Pro four times ... Named to the NFL's 1980's All-Decade team ... Inducted into the UCLA Athletic Hall of Fame in 1991 ... Inducted into the National Football Foundation Hall of Fame in December 1991 ... Class of 2017 Pro Football Hall of Fame.

**#8 • TROY AIKMAN, QB**

Troy played quarterback in 1987-88 ... Earned consensus All-America honors in 1988 ... Won the Davey O'Brien Award as the nation's top quarterback in 1988 and placed third in the Heisman Trophy balloting ... Posted a 20-4 two-year record as a starter ... Led the Bruins to wins in the Aloha and Cotton Bowls ... Set school records with 24 touchdown passes in a season and four (tied) in a game (both since broken) ... Set school marks with 228 completions (since broken) in a season and 32 (since broken) in a game ... In his two-year career, he completed 406 passes (No. 8) for 5,298 yards (No. 7) and 41 touchdowns (No. 6) ... Named UCLA offensive MVP in 1988 ... Selected as the No. 1 pick of the 1989 NFL draft by the Dallas Cowboys and played from 1989-2000 ... First quarterback in NFL history to win three Super Bowls in a four-year span ... Inducted into the UCLA Athletics Hall of Fame in 1999 ... Inducted into the Pro Football Hall of Fame in 2006 ... Inducted into the National Football Foundation Hall of Fame in 2008 ... Had his UCLA jersey retired at the 2014 Stanford game.

**#13 • KENNY WASHINGTON, HB**

Played halfback for UCLA from 1937-1939 ... Named UCLA's first All-American in 1939 ... All-Conference in 1939 ... Sixth in the 1939 Heisman voting ... Inducted into the National Football Foundation Hall of Fame in 1956, the first UCLA player so honored ... Ranks 18th on UCLA career rushing list with 1,915 yards (he ranked first from 1939 through 1972) and has ranked among the leaders in total offense for many years with 3,206 yards ... Led team in passing and rushing three straight seasons ... Charter member of UCLA Athletic Hall of Fame ... Played for L.A. Rams in 1946-48, breaking the NFL color barrier that had stood since 1934.

**#16 • GARY BEBAN, QB**

UCLA's starting quarterback from 1965-67 ... Only UCLA player to win Heisman Trophy (1967) ... Consensus All-American in 1967 ... All-Conference in 1965-67 ... Inducted into National Football Foundation Hall of Fame in 1988 ... Ranks 12th in UCLA career passing yards with 4,087 and eighth in career total offense with 5,358 yards ... Ranks fifth in school history with 35 career touchdowns scored and 12th in scoring (214 points) ... Led team in passing and total offense from 1965-67 ... Charter member of UCLA Athletic Hall of Fame.

**#34 • PAUL CAMERON, HB**

Starting tailback in 1951-53 ... Consensus All-American in 1953 and All-Conference from 1951-53 ... Led team in passing and total offense three times and rushing twice ... Ranks 19th on career total offense list (3,332 yards) ... Ranked among the leaders in career rushing for many years with 1,451 yards ... Finished third in 1953 Heisman Trophy balloting; sixth in 1952 ... Charter member of UCLA Athletic Hall of Fame.

**#38 • BURR BALDWIN, E**

Played offensive end for UCLA in 1941, 1942 and 1946 ... First UCLA consensus All-American in 1946 when he led team in receiving ... Seventh in the 1946 Heisman Trophy balloting ... 1946 team MVP and co-captain ... Played in UCLA's first two Rose Bowls ... Starter on UCLA's first regular-season **unbeaten** team (1946) ... Inducted into UCLA Athletic Hall of Fame in 1986.

**#79 • JONATHAN OGDEN, OT**

Four-year starter at offensive tackle in 1992-93-94-95 ... Class of 2013 Pro Football Hall of Fame ... Selected into the National Football Foundation Hall of Fame in 2012 ... Consensus All-American in 1995 ... Two-time All-Pac-10 selection (1994-95) ... 1995 Outland Trophy winner ... 1996 first round draft choice of Baltimore Ravens (No. 4 overall) and earned All-Rookie team honors ... 11-time NFL Pro Bowl lineman ... Played in 2001 Super Bowl ... 1996 NCAA indoor shot put champion.

**#80 • DONN MOOMAW, LB/C**

Starting linebacker/center for UCLA from 1950-52 ... Earned All-American honors in 1950 and consensus honors in 1952 ... All-Conference from 1950-52 ... Finished fourth in the 1952 Heisman Trophy balloting ... Inducted into the National Football Foundation Hall of Fame in 1973 ... 1952 Academic All-American ... First round draft choice of Los Angeles Rams in 1953 NFL Draft ... Charter member of UCLA Athletic Hall of Fame and the GTE Academic All-America Hall of Fame.

**#84 • JERRY ROBINSON, LB**

Starting linebacker for UCLA from 1976-78 and a reserve receiver in 1975 ... The nation's first three-time consensus All-American since SMU's Doak Walker in 1947-49 and the first ever in Pac-10 and UCLA history (1976-78) ... All-Conference from 1976-78 ... 1979 first-round draft choice of Philadelphia Eagles (21st pick) ... Played in the 1981 Super Bowl ... Enjoyed a 13-year NFL career with the Eagles and the Raiders ... Ranks second on UCLA career tackles list with 468 and first (161) and second (159) on single-season list ... Inducted into UCLA Athletic Hall of Fame in 1991 ... Inducted into National Football Foundation Hall of Fame in December 1996.



Paul Cameron

**HONORED BRUINS**

**UCLA's Retired Numbers**

5	Kenny Easley, S
8	Troy Aikman, QB
13	Kenny Washington, HB
16	Gary Beban, QB
34	Paul Cameron, HB
38	Burr Baldwin, WR
79	Jonathan Ogden, OL
80	Donn Moomaw, OL/LB
84	Jerry Robinson, LB

**UCLA's Pro Football Hall of Famers**

Bob Waterfield, B	Class of 1965
Tom Fears, WR	Class of 1970
Jimmy Johnson, DB	Class of 1993
Troy Aikman, QB	Class of 2006
Jonathan Ogden, OL	Class of 2013
Kenny Easley, S	Class of 2017

**UCLA's College Football Hall of Famers**

Kenny Washington, HB	1937-39
Al Sparlis, G	1941, 42-45
Tom Fears, WR	1946-47
Henry 'Red' Sanders, Coach	1949-57
Donn Moomaw, OL/LB	1950-52
Billy Kilmer, HB	1958-60
Gary Beban, QB	1965-67
Tommy Prothro, Coach	1965-70
John Sciarra, QB	1972-75
Randy Cross, OL	1973-75
Jerry Robinson, LB	1975-78
Terry Donahue, Coach	1976-95
Kenny Easley, DB	1977-80
Troy Aikman, QB	1987-88
Jonathan Ogden, OL	1992-95

**UCLA's Pac-12 Player of the Year Award Winners**

1982	Tom Ramsey, QB (co-winner)
1985	Mark Walen, DL (Defensive Player of the Year)
1987	Troy Aikman, QB (Offensive Player of the Year)
1993	J.J. Stokes, WR (Offensive Player of the Year)
1998	Cade McNown, QB (co-Offensive Player of the Year)
2001	Robert Thomas, LB (Defensive Player of the Year)
2003	Dave Ball, DL (Defensive Player of the Year)
2006	Alterraun Verner, DB (co-Freshman of the Year)
2009	Brian Price, DL (Defensive Player of the Year)
2013	Myles Jack, RB (Offensive Freshman of the Year)
	Myles Jack, LB (Defensive Freshman of the Year)
2015	Josh Rosen, QB (Offensive Freshman of the Year)

**UCLA's Pac-12 Morris Trophy Winners**

1995	Jonathan Ogden, OL
2001	Kenyon Coleman, DL
2003	Dave Ball, DL
2013	Xavier Su'a-Filo, OL

**UCLA's Pac-12 Coach of the Year Award Winners**

1975	Dick Vermeil
1985	Terry Donahue
1993	Terry Donahue
1998	Bob Toledo
2005	Karl Dorrell (co-winner)

**UCLA's Pac-12 Pop Warner Trophy Winners**

(presented to the top senior on the West Coast)

1955	Bob Davenport
1960	Bill Kilmer
1967	Gary Beban
1978	Jerry Robinson
1997	Skip Hicks
1998	Cade McNown
2003	Dave Ball

**UCLA's Rose Bowl Player of the Game Award Winners**

1966	Bob Stiles
1976	John Sciarra
1983	Don Rogers, Tom Ramsey
1984	Rick Neuheisel
1986	Eric Ball

**UCLA's Rose Bowl Hall of Fame Members (year inducted)**

1991	John Sciarra
1993	Bob Stiles
1995	Gary Beban
1996	Eric Ball
1997	Terry Donahue
1998	Rick Neuheisel
1999	Al Hoisch
2007	Tom Ramsey
2014	Dick Vermeil

**UCLA's National Coach of the Year Award Winners**

1954	Henry 'Red' Sanders (AFCA)
1965	Tommy Prothro (AFCA)



2001 Pac-12 Player of the Year Kenyon Coleman




2003 Pac-12 Player of the Year Dave Ball

FIRST-TEAM ALL-CONFERENCE HONORS

1931 Leonard Wellendorf, e  
 1932 Homer Oliver, c  
 1933 Lee Coats, c  
 1934 Verdi Boyer, g  
 1935 Chuck Cheshire, h; Sherman Chavoov, c  
 1938 John Ryland, c  
 1939 Woody Strode, e; Kenny Washington, h  
 1942 Bob Waterfield, q; Jack Lescoulie, g  
 1943 Don Malmberg, t  
 1944 John Roesch, h  
 1945 Al Sparlis, g; Cal Rossi, h  
 1946 Burr Baldwin, e; Don Malmberg, t;  
 Ernie Case, q; Don Paul, c; Bill Chambers, t  
 1947 Tom Fears, e; Mike Dimitro, g; Don Paul, c;  
 Bill Chambers, t  
 1949 Bob Wilkinson, e; Ernie Johnson, h  
 1950 Bob Wilkinson, e; Donn Moomaw, lb;  
 Breck Stroschein, t  
 1951 Donn Moomaw, lb; Paul Cameron, h;  
 Hal Mitchell, t; Ernie Stockert, e  
 1952 Donn Moomaw, lb; Paul Cameron, h;  
 Ernie Stockert, e; Ed Flynn, g; Ike Jones, e; Chuck  
 Doud, t; Jack Ellena, t; Myron Berliner, e;  
 Jim Salisbury, g; Bill Stits, f  
 1953 Chuck Doud, t; Jack Ellena, t; Paul Cameron, h  
 1954 Jack Ellena, t; Jim Salisbury, g; Bob Davenport, fb;  
 Primo Villanueva, h; Bob Long, e; Sam Boghosian, g  
 1955 Sam Brown, h; Hardiman Cureton, g;  
 Steve Palmer, c; Bob Davenport, fb;  
 Rommie Loud, e; Jim Brown, g  
 1956 Esker Harris, g; Jim Matheny, c  
 1957 Dick Wallen, e; Bill Leeka, t  
 1958 Bill Leeka, t  
 1959 Ray Smith, fb; Harry Baldwin, c  
 1960 Bill Kilmer, h; Marv Luster, e; Jack  
 Metcalf, g; Steve Bauwens, t; Marshall Shirk, t  
 Ron Hull, c; Bobby Smith, h  
 1961 Kermit Alexander, h; Andy Von Sonn, c  
 1962 Mel Profit, e  
 1963 Kurt Altenberg, e; Russ Banducci, g;  
 Kent Francisco, ot  
 1965 Kurt Altenberg, e; Russ Banducci, t;  
 Gary Beban, qb; Jim Colletto, e; Mel Farr, h; John  
 Richardson, g; Bob Stiles, h  
 1966 Gary Beban, qb; Rich Deakers, g; Mel Farr, h; Don  
 Manning, lb; John Richardson, g

1967 Zenon Andrusyshyn, p-pk; Gary Beban, qb; John  
 Erquiaga, c; Mark Gustafson, ddb; Don Manning, lb;  
 Dennis Murphy, g; Larry Slagle, t  
 1968 Larry Agajanian, dt; Mark Gustafson, ddb  
 1969 Dennis Alumbaugh, og; Mike Ballou, lb; Gordon  
 Bosserman, ot; Ron Carver, ddb; Gwen Cooper, oe;  
 Wes Grant, de; Greg Jones, ohb; Floyd Reese, dt  
 1970 Dave Dalby, c; Bob Pifferini, lb; Tim Oesterling, dt  
 1971 Dave Dalby, c; Bob Christiansen, oe  
 1972 Bruce Barnes, p; Allan Ellis, db; Kermit Johnson,  
 rb; Steve Klosterman, og; James McAlister, rb; Fred  
 McNeill, de; Bruce Walton, ot  
 1973 Jimmy Allen, db; James Bright, db; Kermit Johnson,  
 rb; Ed Kezirian, ot; Steve Klosterman, og; Fulton  
 Kuykendall, lb; Fred McNeill, de; John Nanoski, db;  
 Al Oliver, ot; Cal Peterson, de  
 1974 Norm Andersen, se; Gene Clark, ot;  
 Fulton Kuykendall, lb  
 1975 John Sciarra, qb; Randy Cross, g; Phil McKinnely, g;  
 Cliff Frazier, ng  
 1976 Levi Armstrong, db; Theotis Brown, rb; Frank Corral,  
 k; Jeff Dankworth, qb; Oscar Edwards, db; Mitch  
 Kahn, c; Jerry Robinson, lb; Manu Tuiasosopo, dt;  
 Wendell Tyler, rb; Rick Walker, te  
 1977 Levi Armstrong, db; Gus Coppens, ot; Kenny Easley,  
 s; Jerry Robinson, lb; Manu Tuiasosopo, dt  
 1978 Peter Boermeester, pk; Theotis Brown, rb; Kenny  
 Easley, s; Jerry Robinson, lb; Manu Tuiasosopo, ng  
 1979 Kenny Easley, s; Freeman McNeil, tb  
 1980 Kenny Easley, s; Irv Eatman, dt; Avon Riley, lb; Tim  
 Wrightman, te; Larry Lee, og; Freeman McNeil, tb  
 1981 Cormac Carney, se; Irv Eatman, dt; Luis Sharpe, ot;  
 Tim Wrightman, te  
 1982 Cormac Carney, se; Karl Morgan, ng; Tom Ramsey,  
 qb  
 1983 Paul Bergmann, te; Neal Dellocono, olb; Duval Love,  
 ot; Kevin Nelson, tb; Don Rogers, s; Lupe Sanchez,  
 cb; Mike Sherrard, se  
 1984 Kevin Buenafe, p; John Lee, pk; Duval Love, ot;  
 Tommy Taylor, ilb  
 1985 Mike Hartmeier, og; John Lee, pk; Tommy Taylor, ilb;  
 Terry Tumey, ng; Mark Walen, dt  
 1986 Gaston Green, tb; Craig Rutledge, s; Terry Tumey, ng  
 1987 Troy Aikman, qb; Gaston Green, tb; Carnell Lake,  
 olb; Ken Norton, Jr., ilb; David Richards, ot; Terry  
 Tumey, ng; Alfredo Velasco, pk


1988 Troy Aikman, qb; Frank Cornish, c; Darryl Henley,  
 cb; Chance Johnson, ilb; Carnell Lake, olb  
 1989 Kirk Maggio, p  
 1990 Eric Turner, s; Roman Phifer, olb  
 1991 Matt Darby, s; Sean LaChapelle, wr; Vaughn Parker,  
 ot  
 1992 Carlton Gray, cb; Vaughn Parker, ot  
 1993 Marvin Goodwin, ss; Bjorn Merten, pk; Jamir Miller,  
 olb; Craig Novitsky, og; Vaughn Parker, ot; Darren  
 Schager, p; J.J. Stokes, se  
 1994 Donnie Edwards, lb; Mike Flanagan, c, Jonathan  
 Ogden, ot; Darren Schager, p  
 1995 Karim Abdul-Jabbar, tb; Mike Flanagan, c;  
 Jonathan Ogden, ot  
 1996 Bjorn Merten, pk  
 1997 Skip Hicks, tb; Chad Overhauser, ot; Chris Sailer, pk;  
 Shaun Williams, fs  
 1998 Larry Atkins, fs; Brendon Ayanbadejo, olb; Danny  
 Farmer, fl; Mike Grieb, te; Andy Meyers, og; Cade  
 McNown, qb; Shawn Stuart, c  
 2000 DeShaun Foster, tb; Ricky Manning, Jr., cb;  
 Freddie Mitchell, wr  
 2001 Kenyon Coleman, de; Nate Fikse, p; DeShaun  
 Foster, tb; Ricky Manning, Jr., cb; Robert Thomas, lb  
 2002 Nate Fikse, p; Ricky Manning, Jr., cb; Mike Saffer,  
 ot; Mike Seidman, te  
 2003 Dave Ball, de; Brandon Chillar, lb  
 2004 Matt Clark, cb; Justin Medlock, pk  
 2005 Maurice Jones-Drew, kr; Mercedes Lewis, te  
 2006 Justin Hickman, de; Justin Medlock, pk  
 2007 Chris Horton, s; Matthew Slater, kr  
 2008 Aaron Perez, p; Brian Price, dt  
 2009 Reggie Carter, lb; Kai Forbath, pk; Rahim Moore, s;  
 Brian Price, dt; Alterraun Verner, cb  
 2010 Akeem Ayers, lb; Rahim Moore, s  
 2012 Anthony Barr, lb; Jeff Locke, p; Xavier Su'a-Filo, og  
 2013 Anthony Barr, lb; Xavier Su'a-Filo, og  
 2014 Ishmael Adams, db  
 2015 Kenny Clark, dl  
 2016 Jayon Brown, lb; Takkarist McKinley, dl; Scott Ques-  
 senberry, ol



Primo Villanueva - 1954



Ricky Manning, Jr. - 2001-02



Carlton Gray - 1992

**CONFERENCE LEADERS**

**Bruin Multiple Year First-Team All-Conference Performers**

Anthony Barr, lb - 2012, 2013  
 Xavier Su'a-Filo, og - 2012, 2013  
 Rahim Moore, s - 2009, 1010  
 Brian Price, dt - 2008, 2009  
 Justin Medlock, k - 2004, 2006  
 Nate Fikse, p - 2001, 2002  
 Ricky Manning - db - 2001, 2002  
 DeShaun Foster - rb - 2000, 2001  
 Bjorn Merten, k - 1993, 1996  
 Mike Flanagan, c - 1994, 1995  
 Jonathan Ogden, ot - 1994, 1995  
 Darren Schager, p - 1993, 1994  
 Vaughn Parker, ot - 1991, 1992, 1993  
 Carnell Lake, lb - 1987, 1988  
 Troy Aikman, qb - 1987, 1988  
 Gaston Green, rb - 1986, 1987  
 Terry Tomey, ng - 1985, 1986, 1987  
 John Lee, k - 1984, 1985  
 Tommy Taylor, lb - 1984, 1985  
 Duval Love, ot - 1983, 1984  
 Tim Wrightman, te - 1980, 1981  
 Irv Eatman, dt - 1980, 1981  
 Freeman McNeil, rb - 1979, 1980  
 Kenny Easley, s - 1977, 1978, 1979, 1980  
 Theotis Brown, rb - 1976, 1978  
 Manu Tuiasosopo, dt - 1976, 1977, 1978  
 Jerry Robinson, lb - 1976, 1977, 1978  
 Levi Armstrong, db - 1976, 1977  
 Fulton Kuykendall, lb - 1973, 1974  
 Fred McNeill, de - 1972, 1973  
 Steve Klosterman, og - 1972, 1973  
 Kermit Johnson, rb - 1972, 1973  
 Dave Dalby, c - 1970, 1971  
 Mark Gustafson, db - 1967, 1968  
 Don Manning, lb - 1966, 1967  
 John Richardson, g - 1965, 1966  
 Mel Farr, hb - 1965, 1966  
 Gary Beban, qb - 1965, 1966, 1967  
 Russ Banducci, g - 1964, 1965  
 Kurt Altenberg, e - 1964, 1965  
 Bobby Smith, hb - 1960, 1961  
 Bill Leeka, t - 1957, 1958  
 Bob Davenport, fb - 1954, 1955  
 Jim Salisbury, g - 1952, 1954  
 Jack Ellena, t - 1952, 1953, 1954  
 Chuck Doud, t - 1952, 1953  
 Ernie Stockert, e - 1951, 1952  
 Paul Cameron, hb - 1951, 1952, 1953  
 Donn Moomaw, lb - 1950, 1951, 1952  
 Bob Wilkinson, e - 1949, 1950  
 Bill Chambers, t - 1946, 1947  
 Don Paul, c - 1946, 1947  
 Don Malmberg, t - 1943, 1946



DeShaun Foster

**Bruin All-Time Conference Leaders - Total Offense**

Year	Name	Rush	Pass	Total	Avg.
1939	Kenny Washington	1,121	475	1,596	159.6
1942	Bob Waterfield	81	983	1,064	106.5
1946	Ernie Case	39	868	907	90.7
1951	Paul Cameron	597	855	1,428	158.7
1960	Bill Kilmer	803	1,086	1,889	188.9
1961	Bobby Smith	631	305	936	93.6
1965	Gary Beban	576	1,336	1,912	191.1
1966	Gary Beban	454	1,245	1,699	169.9
1967	Gary Beban	227	1,359	1,586	158.6
1990	Tommy Maddox	148	2,682	2,830	257.3

**Bruin All-Time Conference Leaders - Passing**

Year	Name	PA-PC-Int	TD	Pct.	Yds	Avg.
1942	Bob Waterfield	125-53-17	-	.424	983	98.3
1944	Bob Waterfield	136-55-19	-	.404	901	90.1
1946	Ernie Case	95-42	-	.442	868	86.8
1967	Gary Beban	156-87-8	8	.557	1,359	135.9
1990	Tommy Maddox	327-182-14	17	.557	2,682	243.8

**Bruin All-Time Conference Leaders - Rushing**

Year	Name	Att	Yds	Play Avg.	GameAvg.
1939	Kenny Washington	169	812	4.8	81.2
1945	Cal Rossi	95	679	7.1	75.4
1953	Paul Cameron	134	672	5.0	74.7
1955	Sam Brown	130	829	6.4	82.9
1960	Bill Kilmer	163	803	4.9	80.3
1961	Mike Hafner	117	696	5.9	69.6
1973	Kermit Johnson	150	1,129	7.5	102.6
1986	Gaston Green	220	1,139	5.2	113.9
1991	Kevin Williams	168	1,089	6.5	108.9
1995	Karim Abdul-Jabbar	270	1,419	5.3	141.9
2001	DeShaun Foster	216	1,109	5.1	138.6
2014	Paul Perkins	251	1,575	6.3	121.2

**Bruin All-Time Conference Leaders - Receiving**

Year	Name	No.	Yards	Avg.	TD
1942	Milt Smith	16	282	17.6	3
1943	Dave Brown	16	302	18.9	0
1944	John Roesch	15	324	21.6	0
1946	Burr Baldwin	14	335	23.9	4
1991	Sean LaChapelle	68	987	14.5	11
1994	Kevin Jordan	73	1,228	16.8	7

**Bruin All-Time Conference Leaders - Scoring**

Year	Name	TD	1XP	2XP	FG	Points
1942	Ken Snelling	4	18	0	1	45
1953	Paul Cameron	12	0	0	0	72
1954	Bob Davenport	11	0	0	0	66
1961	Bobby Smith	10	12	2	3	85
1967	Gary Beban	11	0	0	0	66
1973	Kermit Johnson	16	0	0	0	96
1984	John Lee	0	17	0	29	104
1985	John Lee	0	33	0	21	96
1987	Alfredo Velasco	0	46	0	18	100
1988	Alfredo Velasco	0	41	0	16	89
1993	J.J. Stokes	17	0	0	0	102
1997	Skip Hicks	25	0	0	0	150
2001	DeShaun Foster	13	0	0	0	78
2006	Justin Medlock	0	29	0	28	113

**Bruin All-Time Conference Leaders - Punt Returns**

Year	Name	No.	Yards	Avg.
1976	Mike Coulter	14	179	12.7
1988	Darryl Henley	21	279	13.3
1995	Paul Guidry	24	370	15.4
2002	Craig Bragg	16	256	16.0
2005	Maurice Jones-Drew	15	427	28.5

**Bruin All-Time Conference Leaders - All-Purpose Yardage**

Year	Name	Rush	Recv.	Ret.	Yards	Avg.
2001	DeShaun Foster	1,109	129	0	1,238	154.8

**CONFERENCE LEADERS****Bruin All-Time Conference Leaders - Kickoff Returns**

Year	Name	No.	Yards	Avg.
1976	Theotis Brown	8	204	25.5
1978	Theotis Brown	16	434	27.1
2007	Matthew Slater	34	986	29.0

**Bruin All-Time Conference Leaders - Punting**

Year	Name	No.	Yards	Avg.
1942	Bob Waterfield	67	2,549	38.0
1943	Don Malmberg	69	2,419	35.1
1944	Bob Waterfield	60	2,575	42.9
1950	Bob Moore	63	2,584	41.1
1956	Kirk Wilson	30	1,479	49.3
1957	Kirk Wilson	31	1,301	42.0
1959	Bill Kilmer	27	1,138	42.2
1960	Bill Kilmer	35	1,480	42.3
1967	Zenon Andrusyshyn	34	1,562	44.1
1968	Zenon Andrusyshyn	55	2,318	42.1
1970	Bruce Barnes	70	2,859	40.8
1971	Bruce Barnes	61	2,539	41.6
1972	Bruce Barnes	48	2,080	43.3
1976	Frank Corral	42	1,874	44.6
1984	Kevin Buenefe	58	2,543	43.8
1989	Kirk Maggio	45	2,036	45.2
1994	Darren Schager	53	2,342	44.4
2000	Nate Fikse	72	3,109	43.2
2001	Nate Fikse	53	2,342	44.2
2008	Aaron Perez	79	3,571	45.2
2010	Jeff Locke	64	2,934	45.8

**Bruin All-Time Conference Leaders - Tackles**

Year	Name	Games	UT	AT	Total	Avg.
2001	Robert Thomas	11	77	34	111	10.1
2003	Brandon Chillar	13	72	61	133	10.2
2004	Spencer Havner	11	84	41	125	11.4
2012	Eric Kendricks	14	93	58	151	10.8
2016	Jayon Brown	12	70	50	120	10.0

**Bruin All-Time Conference Leaders - Sacks**

Year	Name	Games	No.	Yards
1987	Carnell Lake	12	13	104
2003	Dave Ball	13	16.5	91
2006	Justin Hickman	13	12.5	97
	Bruce Davis	13	12.5	75
2007	Bruce Davis	13	12.0	66
2012	Anthony Barr	14	13.5	70

**Bruin All-Time Conference Leaders - Tackles for Loss**

Year	Name	Games	No.	Yards
1994	Donnie Edwards	11	21.0	108
2001	Robert Thomas	11	26.0	72
2006	Justin Hickman	13	19.0	117
2009	Brian Price	13	23.5	96

**Bruin All-Time Conference Leaders - Interceptions**

Year	Name	No.	Yards	TD
1942	Bob Waterfield	7	96	0
1957	Kirk Wilson	4	74	0
	Dick Wallen	4	31	0
1958	Phil Parslow	3	117	0
	John Brown	3	-	-
1965	Bob Stiles	9	125	0
1967	Sandy Green	6	51	0
1969	Ron Carver	6	97	0
1977	Kenny Easley	6	33	0
1981	Tom Sullivan	6	28	0
1988	Marcus Turner	5	94	1
1991	Carlton Gray	10	119	1
1993	Marvin Goodwin	6	136	0
1997	Larry Atkins	5	154	0
2009	Rahim Moore	10	79	0
2011	Andrew Abbott	4	37	0

**Bruin All-Time Conference Leaders - TEAM Total Offense**

Year	Yards	Avg.
1954	3,299	366.7
1960	3,227	322.7
1961	286.5	286.5
1966	3,735	373.5
1967	3,662	366.2
1973	5,177	470.6
1982	4,757	432.5
1987	4,886	444.2
1998	5,309	482.6

**Bruin All-Time Conference Leaders - TEAM Passing Offense**

Year	Yards	Avg.
1963	1,560	156.0
1967	1,588	158.8
1990	2,766	251.5

**Bruin All-Time Conference Leaders - TEAM Rushing Offense**

Year	Yards	Avg.
1954	2,578	286.4
1961	2,185	218.5
1966	2,338	233.8
1972	3,810	346.4
1973	4,430	400.3
1975	3,619	329.0
1976	3,755	341.4

**Bruin All-Time Conference Leaders - TEAM Scoring Offense**

Year	Points	Avg.
1954	367	40.8
1955	285	28.5
1961	185	18.5
1966	281	28.1
1973	470	42.7
1976	385	35.0
1982	375	34.1
1985	318	28.9
1987	406	36.9
1993	352	32.0
1998	445	40.5

**Bruin All-Time Conference Leaders - TEAM Total Defense**

Year	Yards	Avg.
1954	1,708	189.8
1960	2,628	262.8
1961	2,231	223.1
1985	3,100	281.8
1987	3,024	274.9
2001	3,527	320.6

**Bruin All-Time Conference Leaders - TEAM Pass Defense**

Year	Yards	Avg.
1962	924	92.4
1969	1,358	135.8
1986	1,957	177.9
1989	1,795	163.2
2003	2,609	200.7
2015	2,642	203.2

**Bruin All-Time Conference Leaders - TEAM Pass Defense**

Year	Yards	Avg.
1954	659	73.3
1955	1,458	145.8
1961	1,442	144.2
1985	773	70.3
1987	936	85.1
2006	1,184	91.1

**Bruin All-Time Conference Leaders - TEAM Scoring Defense**

Year	Points	Avg.
1954	40	4.4
1955	57	5.7
1957	83	8.3
1960	84	8.4
1969	103	10.3
1987	179	16.3

**CLASSROOM ALL-STARS**

**NCAA Post-Grad. Scholarships (18)** (FB only)


1966-67	Ray Armstrong*
1966-67	Dallas Grider
1969-70	Greg Jones
1973-74	Steve Klosterman
1975-76	John Sciarra
1976-77	Jeff Dankworth
1977-78	John Fowler
1982-83	Cormac Carney
1983-84	Rick Neuheisel
1985-86	Mike Hartmeier
1989-90	Rick Meyer
1992-93	Carlton Gray
1995-96	George Kase
1998-99	Chris Sailer, Shawn Stuart
1999-00	Danny Farmer
2007-08	Chris Joseph
2012-13	Jeff Locke

**CoSIDA First-Team Acad. All-Amer. (16)** (FB only)

1952	Ed Flynn, G. Donn Moomaw, LB
1953	Ira Pauly, C
1954	Sam Boghosian, G
1966	Ray Armstrong, E
1975	John Sciarra, QB
1977	John Fowler, LB
1981	Cormac Carney, WR Tim Wrightman, TE
1982	Cormac Carney, WR
1985	Mike Hartmeier, OG
1992	Carlton Gray, CB
1995	George Kase, NG
1998	Shawn Stuart, C
2006	Chris Joseph, OG
2007	Chris Joseph, C

**CoSIDA Academic All-America Hall of Fame (8)**

1988	Donn Moomaw, football
1990	Jamaal Wilkes, basketball
1994	Bill Walton, basketball
1994	Coach John Wooden, basketball
1999	John Fowler, football
2005	Cormac Carney, football
2009	Karch Kiraly, volleyball
2011	Julie Bremner Romias, volleyball



Rhodes Scholar Chris Joseph

**National Football Foundation and Hall of Fame Scholarships (9)**

1967-68	Gary Beban
1969-70	Dennis Dummit
1973-74	Mark Harmon
1975-76	John Sciarra
1976-77	Jeff Dankworth
1988-89	Carnell Lake
1991-92	Brian Kelly
1992-93	Carlton Gray
2015-16	Jake Brendel

**NCAA Top Eight Awards (14)**

1975-76	John Sciarra, football
1976-77	Jeff Dankworth, football
1981-82	Karch Kiraly, volleyball
1982-83	Cormac Carney*, football
1988-89	Carnell Lake*, football
1989-90	Jill Andrews**, gymnastics
1992-93	Carlton Gray, football
1992-93	Scott Keswick**, gymnastics
1993-94	Julie Bremner*, volleyball
1993-94	Lisa Fernandez, softball
1996-97	Annette Salmeen, swimming
2002-03	Stacey Nuveman, softball
2003-04	Onnie Willis, gymnastics
2006-07	Kate Richardson, gymnastics

\* Fall finalist; \*\*Spring finalist

**NACDA/Disney Scholar Athlete Awards (2)**

1992-93	Carlton Gray, football
1993-94	Julie Bremner, volleyball

**Rhodes Scholarships (5)**

1924-25	John Olmsted, tennis
1961-62	William Zeltanoga, wrestling
1968-69	Harold Griffin, football
1996-97	Annette Salmeen, swimming
2008-09	Chris Joseph, football



NFF and Hall of Fame Scholar-Athlete Jake Brendel

**All-Conference Academic Team (first team)**

2015	Jake Brendel, OL
2014	Jake Brendel, OL
2013	Jake Brendel, OL Jerry Neuheisel, ST Phillip Ruhl, FB
2012	Jake Brendel, OL Jeff Locke, P
2011	Malcolm Jones, RB
2010	Jeff Locke, P Danny Rees, ST
2009	Jeff Locke, P
2008	Aaron Perez, P Alterraun Verner, DB
2007	Chris Joseph, OL Alterraun Verner, DB
2006	Chris Joseph, OL Kenneth Lombard, DL
2005	Chris Joseph, OL Kenneth Lombard, DL
2003	Keith Short, DB
2002	Bryce Bohlander, OL
1999	Matt Phelan, OL
1998	Danny Farmer, WR Ramogi Huma, LB Andy Meyers, OL Chris Sailer, P
	Shawn Stuart, OL
1997	Danny Farmer, WR Chris Sailer, P
1996	Chris Sailer, P Shawn Stuart, OL
1995	George Kase, DL
1994	George Kase, DL
1993	Travis Collier, DB George Kase, DL Rick Daly, TE
1992	Carlton Gray, DB Ron Nielsen, OL
1991	Travis Collier, DB Brian Kelly, DL Carlton Gray, DB
1990	Carlton Gray, DB Brian Kelly, DL
1989	Brian Kelly, DL Rick Meyer, OL
1988	Rick Meyer, OL
1987	Brendan McCracken, QB Rick Meyer, OL
1986	Frank Batchkoff, DL David Franney, K Joe Goebel, OL Joe Pickert, TE
1985	Mike Hartmeier, OL David Norrie, QB Mike Sherrard, WR
1984	Ron Pitts, DB Tommy Taylor, LB
1983	Rick Neuheisel, QB Mike Young, WR
1982	Cormac Carney, WR Tom Ramsey, QB Blake Wingel, OL
1981	Cormac Carney, WR Tim Wrightman, TE
1980	Cormac Carney, WR



**UCLA'S ALL-STAR GAME PARTICIPANTS**

**Senior Bowl**

1951	Bob Wilkinson, E
1953	Ernie Stockert, E
1954	Bill Stits, B
1955	Joe Ray, T
1956	Jim Brown, G
1968	John Erquiaga, C
1970	Mike Ballou, LB; Wes Grant, DE
1972	Dave Dalby, C
1973	Allan Ellis, DB
1974	Fred McNeill, DE
1977	Mitch Kahn, C; Wendell Tyler, RB
1978	Frank Corral, PK
1980	Brent Boyd, C
1983	Blanchard Montgomery, LB; Tom Ramsey, QB; Dokie Williams, FL
1986	Robert Cox, OT; John Lee, PK
1987	Joe Goebel, C
1988	Willie Anderson, WR
1989	Eric Ball, TB; Darryl Henley, CB; Carnell Lake, OLB; Jim Wahler, NG
1991	Corwin Anthony, TE; Randy Austin, TE; Rocen Keeton, OLB; Scott Miller, WR; Lance Zeno, C (inj)
1992	Dion Lambert, CB
1996	Donnie Edwards, LB; Mike Flanagan, C
1998	Skip Hicks, TB; Shaun Williams, FS
1999	Larry Atkins, S (inj.); Cade McNown, QB; Chris Sailer, K
2000	Danny Farmer, WR
2002	Marques Anderson, S; Kenyon Coleman, DE; Bryan Fletcher, TE; DeShaun Foster, TB; Ken Kocher, DT; Robert Thomas, LB (inj.)
2003	Mike Seidman, TE
2004	Dave Ball, DE; Rodney Leisle, DT
2005	Craig Bragg, WR; Manuel White Jr., RB
2006	Mercedes Lewis TE; Spencer Havner, LB
2008	Bruce Davis, DE
2011	Kai Forbath, PK; Christian Yount, LS
2013	Johnathan Franklin, RB; Jeff Locke, P; Datone Jones, DE
2014	Shaq Evans, WR; Jordan Zumwalt, LB
2015	Eric Kendricks, LB; Owamagbe Odighizuwa, DL; Anthony Jefferson, DB
2016	Ka'imi Fairbairn, PK; Jordan Payton, WR
2017	Conor McDermott, OL; Eddie Vanderdoes, DL

**East-West Shrine Game**

1932	Leonard Wellendorf, C
1934	Lee Coats, C
1936	Chuck Cheshire, H
1944	Mike Marienthal, G
1945	Bob Waterfield, Q
1946	George Robotham, E
1948	Bill Chambers, T; Tom Fears, E; Don Paul, C, Cal Rossi, HB
1949	(J)Bill Clements, E; Ernie Johnson, HB
1951	Bob Wilkinson, E
1952	Hal Mitchell, T
1955	(J)Sam Boghosian, G; Jack Ellena, T; Jim Salsbury, G
1957	Pete O'Garro, E; Don Shinnick, LB
1958	Bill Leeka, T; Dick Wallen, E
1960	(J)Paul Oglesby, T; Ray Smith, B
1960	(D)Jim Johnson, E-B; Bill Kilmer, HB; Marv Luster, E
1962	Kermit Alexander, HB
1963	Mel Profit, E
1966	Mel Farr, HB; John Richardson, DG
1967	Gary Beban, QB; John Erquiaga, C; Larry Slagle, T
1969	Mike Ballou, LB; George Farmer, E; Greg Jones, HB
1971	(J)Dennis Dummit, QB; Tim Oesterling, DT
1971	(D)Bob Christiansen, E; Dave Dalby, C
1972	Bruce Barnes, P; Bruce Walton, OT
1973	James McAlister, RB; Al Oliver, OT; Bill Sandifer, DT
1974	Art Kuehn, C; Fulton Kuykendall, LB
1977	(J)Wendell Tyler, RB; Rick Walker, TE
1977	(D)Levi Armstrong, DB
1979	(J)Peter Boermeester, PK
1979	(D)Johnny Lynn, DB
1981	Avon Riley, LB; Larry Lee, OG
1983	Jimmy Turner, DB
1984	Kevin Nelson, RB
1986	Mike Hartmeier, OG
1987	Joe Goebel, C; Chuckie Miller, CB; Derek Tennell, TE
1988	David Richards, OT; James Washington, S
1989	Darryl Henley, CB; Carnell Lake, OLB; Jim Wahler, NG
1990	Frank Cornish, C; Charles Arbuckle, TE
1991	Roman Phifer, OLB; Eric Turner, FS
1992	Matt Darby, S; James Malone, ILB
1993	Mike Chalenski, DE; Carlton Gray, CB; Sean LaChapelle, WR
1994	Vaughn Parker, OT
1995	Carl Greenwood, CB
1996	Kevin Jordan, WR
1997	Paul Guidry, DB
1999	Cade McNown, QB (dnp)

2000	Eric Whitfield, S
2002	Marques Anderson, S; Ryan Nece, LB (inj.)
2003	Mike Saffer, OT; Ricky Manning, DB; Nate Fikse, P/PK
2004	Ryan Boschetti, DL; Brandon Chillar, LB
2005	Tab Perry, WR
2006	Drew Olson, QB; Justin London, LB
2007	Justin Hickman, DE; Justin Medlock, PK
2008	Dennis Keyes, S
2010	Terrence Austin, WR; Reggie Carter, LB; Ryan Moya, TE; Alterraun Verner, CB
2011	David Carter, DT
2012	Cory Harkey, TE
2013	Jeff Baca, OG; Joseph Fauria, TE; Aaron Hester, CB; Sheldon Price, CB
2014	Cassius Marsh, DL
2016	Jake Brendel, OL; Aaron Wallace, LB
2017	Randall Goforth, DB; Fabian Moreau, DB

**NFLPA Collegiate All-Star Game**

2013	Andrew Abbott, S; David Allen, FB; Donovan Carter, DT; Damien Holmes, LB; Kevin Prince, QB
2014	Seall'i Epenesa, DL; Keenan Graham, DE
2015	Malcolm Bunche, OL
2016	Devin Fuller, REC
2017	Nate Iese, TE, Eli Ankou, DL

**Hula Bowl**

1947	Tom Asher, T; Burr Baldwin, E; Don Borden, G; Ed Breeding, C; Ernie Case, QB; Budd Cote, G; Morrie Harrison, G; Hoxsie Griswold, T; John Johnson, B; Roy Kurrasch, E; Don Malmberg, T; Donn Ross, E; Art Spielman, C
1948	Carl Benton, B; Don Capp, E; Robert Mike, T
1949	Bill Clements, E; Mike Dimitro, G
1950	George Pastor, G
1952	Hal Mitchell, T
1953	Donn Moomaw, LB
1954	Paul Cameron, HB; Chuck Doud, T
1955	Jack Ellena, T; Jim Salsbury, G; Primo Villanueva, HB
1956	Hardiman Cureton, G; Bob Davenport, FB; Rommie Loud, E; Sam Brown, HB
1959	Bill Leeka, T; Dick Wallen, E
1960	Ray Smith, FB
1961	Bill Kilmer, HB; Marv Luster, E
1962	Ron Hull, C; Marshall ShirK, T; Bobby Smith, HB; Almose Thompson, HB
1963	Kermit Alexander, HB; Tony Fiorentino, G; Andy Von Sonn, C
1964	Walt Dathe, G; Mel Profit, E
1965	Kent Francisco, OT; Mike Haffner, HB; Larry Zeno, QB
1966	Kurt Altenberg, E; Russ Banducci, G
1967	Mel Farr, HB; John Richardson, DG
1968	Gary Beban, QB; Larry Slagle, OT
1969	Larry Agajanian, DT
1970	Greg Jones, HB; Floyd Reese, DT
1971	Dennis Dummit, QB; Tim Oesterling, DT
1972	Mike Pavich, G
1973	Randy Gaschler, C
1974	Jim Allen, DB; Kermit Johnson, RB; James McAlister, RB
1975	Gene Clark, OT; Art Kuehn, C
1976	Randy Cross, G; John Sciarra, QB
1977	Ray Burks, LB; Oscar Edwards, DB; Rick Walker, TE
1978	Gus Coppens, OT; Frank Stephens, LB
1979	Theotis Brown, RB; Jerry Robinson, LB; Manu Tuiasosopo, NG
1980	Brent Boyd, C
1981	Ken Easley, DB; Freeman McNeil, RB
1982	Luis Sharpe, OT; Tim Wrightman, TE
1983	Cormac Carney, SE; Irv Eatman, OT; Tom Ramsey, QB
1984	Don Rogers, DB; Lupe Sanchez, DB
1985	Neal Dellocono, LB; Duval Love, OT
1986	Mike Sherrard, SE; Tommy Taylor, LB
1987	Frank Batchkoff, DT; Karl Dorrell, FL
1988	Mel Farr, FB; Gaston Green, TB; Ken Norton, LB; Dennis Price, CB
1989	Troy Aikman, QB; Darryl Henley, CB; Doug Kline, ILB; Eric Smith, OLB
1990	Frank Cornish, C; Charles Arbuckle, TE
1991	Roman Phifer, OLB
1992	Dion Lambert, CB; Kevin Smith, FB
1993	Arnold Ale, LB; Mike Chalenski, DE; Carlton Gray, CB; Sean LaChapelle, WR; Kevin Williams, TB
1994	Craig Novitsky, OG
1996	James Milliner, RB; Teddy Lawrence, DB
1998	Jim McElroy, FL; Chad Overhauser, OT
1999	Mike Grieb, TE; Craig Walendy, FB
2000	Eric Whitfield, S; Durrell Price, FB
2001	Jason Bell, DB
2002	Ryan Nece, LB
2003	Ricky Manning, DB; Marcus Reese, LB
2004	Mat Ball, DE; David Tautofi, DL
2006	Ed Blanton, OT
2008	Shannon Tévaga, OG

**Texas vs. The World**

2007	Junior Taylor, WR (injured in practice)
2008	Rodney Van, CB

**Japan Bowl**

1976	Randy Cross, C, John Sciarra, QB
1977	Raymond Burks, LB, Oscar Edwards, DB, Rick Walker, TE
1978	Levi Armstrong, DB, Gus Coppens, OT Frank Stephens, LB
1979	Bobby Hosea, DB, Max Montoya, OT Jeff Muro, LB
1980	Brian Baggott, DB
1981	Arthur Akers, LB; Kenny Easley, DB; Larry Lee, OG; Freeman McNeil, RB
1982	Willie Curran, FL; Luis Sharpe, OT
1983	Dan Dufour, C; Karl Morgan, NG; Tom Sullivan, DB; Jojo Townsell, FL
1984	Paul Bergmann, TE; Kevin Nelson, RB; Don Rogers, DB; Lupe Sanchez, DB; Doug West, LB
1985	Neal Dellocono, LB; Ron Pitts, DB
1986	John Lee, PK; David Norrie, QB; Mark Walen, DT
1987	Craig Rutledge, SS; Matt Stevens, QB
1988	Alan Dial, S; Gaston Green, TB; Ken Norton, LB; Russ Warnick, OT
1989	Troy Aikman, QB; Eric Ball, TB; Chance Johnson, ILB; Doug Kline, ILB; Marcus Turner, CB
1990	Mike Lodish, DT; Marcuv Patton, LB
1991	Corwin Anthony, TE; Brian Brown, TB; Brian Lockwood, OLB; Scott Miller, WR
1992	Scott Spalding, OG; Shawn Wills, TB; Brian Kelly, DT
1993	Arnold Ale, LB; Rick Daly, TE

**Blue-Gray Game**

1979	Brian Baggott, DB
1989	Mike Farr, WR, Mike Lodish, DT, Rick Meyer, OG
1990	Randy Austin, TE, Reggie Moore, WR
1994	J.J. Stokes, WR, Wayne Cook, QB
1996	Phillip Ward, LB, Travis Kirschke, DL
1999	Keith Brown, TB (injured), Durrell Price, FB, Ryan Roques, DB
2001	Anthony Fletcher, DT

**Villages Gridiron Bowl**

1999	Brendon Ayanbadejo, LB; Andy Meyers, OG; Shawn Stuart, C; Craig Walendy, FB
2002	Brian Poli-Dixon, WR
2005	Matt Clark, CB, Chris Kluge, P

**Las Vegas All-American Classic (Paradise Bowl, 02-03)**

2002	Troy Danoff, C, Anthony Fletcher, DT, Scott McEwan, QB, Jason Stephens, S
2003	Bryce Bohlander, OT, Rusty Williams, DL, Joe Hunter, DB
2004	Shane Lehmann, OL
2006	Jarrad Page, S, David Koral, QB

**Raycom Collegiate All-Star Game**


2013	Jerry Johnson, WR
------	-------------------

**Casino del Sol All-Star Game**

2013	Dalton Hilliard, LB; Kevin McDermott, LS
------	------------------------------------------

2017 NFL Bruins

UCLA annually ranks among the top schools in terms of producing players for the NFL. Below is the list of Bruins on 2017 pre-season NFL rosters (as of 6/10/17):



ERIC KENDRICKS #54 (photo courtesy of the Minnesota Vikings)



BRETT HUNDLEY #7 (Photo courtesy of Jim Biever/Green Bay Packers)

**ATLANTA FALCONS**

Derrick Coleman, RB  
Devin Fuller, WR  
Takkarist McKinley, DL

**BALTIMORE RAVENS**

Sheldon Price, DB

**CINCINNATI BENGALS**

Alex Redmond, OL

**CLEVELAND BROWNS**

Jordan Payton, WR

**DENVER BRONCOS**

Deon Hollins, LB  
Marcus Rios, DB

**GREEN BAY PACKERS**

Kenny Clark, DL  
Brett Hundley, QB

**HOUSTON TEXANS**

Eli Ankou, DL  
Ka'imi Fairbairn, K  
Xavier Su'a-Filo, OL

**INDIANAPOLIS COLTS**

Akeem Ayers, LB  
Jeff Locke, P

**JACKSONVILLE JAGUARS**

Myles Jack, LB  
Mercedes Lewis, TE  
Kenneth Walker III, WR

**LOS ANGELES RAMS**

Cory Harkey, TE

**MIAMI DOLPHINS**

Jake Brendel, OL  
Thomas Duarte, TE

**MINNESOTA VIKINGS**

Anthony Barr, LB  
Kai Forbath, K  
Datone Jones, DE  
Eric Kendricks, LB  
Kevin McDermott, LS

**NEW ENGLAND PATRIOTS**

Conor McDermott, OL  
Matthew Slater, WR

**NEW YORK GIANTS**

Owamagbe Odighizuwa, DL  
Paul Perkins, RB

**OAKLAND RAIDERS**

Eddie Vanderdoes, DL

**PHILADELPHIA EAGLES**

Randall Goforth, DB

**SAN FRANCISCO 49ers**

Logan Paulsen, TE

**SEATTLE SEAHAWKS**

Cassius Marsh, DL

**TAMPA BAY BUCCANEERS**


Caleb Benenoch, OL

**TENNESSEE TITANS**

Jayon Brown, LB  
Aaron Wallace, LB

**WASHINGTON REDSKINS**

Fabian Moreau, DB



ANTHONY BARR #55 (Photo courtesy of the Minnesota Vikings)

BRUINS IN THE SUPER BOWL

1969	Baltimore Colts: Don Shinnick, LB
1972	Miami Dolphins: John Richardson, DL
1973	Washington Redskins: Bill Kilmer, QB
1975	Pittsburgh Steelers: Jimmy Allen, DB Minnesota Vikings: Fred McNeill, LB
1976	Dallas Cowboys: Cal Peterson, LB Bruce Walton, OT Pittsburgh Steelers: Jimmy Allen, DB
1977	Oakland Raiders: Dave Dalby, C Minnesota Vikings: Fred McNeill, LB
1978	Dallas Cowboys: Efen Herrera, PK
1980	Los Angeles Rams: Wendell Tyler, RB Frank Corral, PK
1981	Oakland Raiders: Dave Dalby, C Bruce Davis, OT Philadelphia Eagles: Wally Henry, FL Jerry Robinson, LB John Sciarra, DB
1982	San Francisco 49ers: Randy Cross, OG Cincinnati Bengals: Max Montoya, OG
1983	Washington Redskins: Rick Walker, TE
1984	Washington Redskins: Rick Walker, TE Los Angeles Raiders: Dave Dalby, C Bruce Davis, OT Dokie Williams, FL
1985	San Francisco 49ers: Randy Cross, OG Manu Tuiaosopo, DT; Wendell Tyler, RB
1986	Chicago Bears: Tim Wrightman, TE New England Patriots: Tom Ramsey, QB
1987	New York Giants: Herb Welch, DB
1988	Washington Redskins: Jay Schroeder, QB Denver Broncos: Larry Lee, OG
1989	San Francisco 49ers: Randy Cross, C Cincinnati Bengals: Max Montoya, OG
1990	San Francisco 49ers: Steve Bono, QB Mike Sherrard, WR Denver Broncos: Michael Young, WR
1991	Buffalo Bills: Mike Lodish, NT Marcus Patton, OLB
1992	Buffalo Bills: Brad Daluiso, PK Mike Lodish, NT Marcus Patton, OLB

1993	Buffalo Bills: Marcus Patton, OLB Matt Darby, SS Mike Lodish, NT Dallas Cowboys: James Washington, FS Troy Aikman, QB Frank Cornish, C Ken Norton, LB Derek Tennell, TE
1994	Dallas Cowboys: James Washington, FS Troy Aikman, QB Frank Cornish, C Ken Norton, LB Buffalo Bills: Marcus Patton, OLB Matt Darby, SS Mike Lodish, NT
1995	San Francisco 49ers: Ken Norton, ILB San Diego Chargers: Vaughn Parker, OG
1996	Dallas Cowboys: Troy Aikman, QB Pittsburgh Steelers: Norm Johnson, PK Carnell Lake, S
1997	New England Patriots: David Richards, OL
1998	Denver Broncos: Mike Lodish, DL Green Bay Packers: Steve Bono, QB
1999	Denver Broncos: Mike Lodish, DL
2001	New York Giants: Brad Daluiso, PK Craig Walendy, FB Shaun Williams, S Baltimore Ravens: Jonathan Ogden, OT
2002	New England Patriots: Roman Phifer, LB
2003	Tampa Bay Buccaneers: Ryan Nece, LB Oakland Raiders: Kenyon Coleman, DL
2004	Carolina Panthers: DeShaun Foster, RB Ricky Manning Jr., CB Mike Seidman, TE (inj) New England Patriots: Roman Phifer, LB J.J. Stokes, WR
2005	Philadelphia Eagles: Freddie Mitchell, WR Matt Ware, CB New England Patriots: Roman Phifer, LB
2006	Pittsburgh Steelers: Travis Kirschke, DL Tommy Maddox, QB
2007	Chicago Bears: Ricky Manning Jr., CB Brendon Ayanbadejo, LB Indianapolis Colts: Bryan Fletcher, TE



MATTHEW SLATER (photo courtesy of New England Patriots)

2009	Pittsburgh Steelers: Travis Kirschke, DL Bruce Davis, LB Arizona Cardinals: Matt Ware, S Dennis Keyes, S (PS)
2010	New Orleans Saints: Rodney Leisle, DL (IR)
2011	Green Bay Packers: Brandon Chillar, LB (IR) Spencer Havner, LB (IR)
2012	New England Patriots: Matthew Slater WR, KR Bret Lockett, DB (IR)
2013	Baltimore Ravens: Brendon Ayanbadejo, LB
2014	Denver Broncos: Rahim Moore, S (IR) Seattle Seahawks: Derrick Coleman, FB
2015	New England Patriots: Akeem Ayers, LB Matthew Slater, WR, KR Seattle Seahawks: Cassius Marsh, DL (IR) Derrick Coleman, FB (IR)
2016	Carolina Panthers: Nate Chandler, OL (IR)
2017	New England Patriots: Matthew Slater, WR

FIRST ROUND NFL DRAFT CHOICES

1946	B Cal Rossi, Washington (No. 9)*
1947	B Cal Rossi, Washington (No. 4) B Ernie Case, Green Bay (No. 6)
1953	OL Donn Moomaw, Los Angeles (No. 9)
1961	B Jimmy Johnson, San Francisco (No. 6) B Bill Kilmer, San Francisco (No. 11)
1963	B Kermit Alexander, San Francisco (No. 8)
1967	RB Mel Farr, Detroit (No. 7)
1974	DL Bill Sandifer, San Francisco (No. 10) LB Fred McNeill, Minnesota (No. 17)
1979	DL Manu Tuiaosopo, Seattle (No. 18) LB Jerry Robinson, Philadelphia (No. 21)
1981	RB Freeman McNeil, New York Jets (No. 3) DB Kenny Easley, Seattle (No. 4)
1982	OL Luis Sharpe, St. Louis (No. 16)
1984	DB Don Rogers, Cleveland (No. 18)
1986	WR Mike Sherrard, Dallas (No. 18)
1988	RB Gaston Green, L.A. Rams (No. 14)
1989	QB Troy Aikman, Dallas (No. 1)
1991	DB Eric Turner, Cleveland (No. 2)
1992	QB Tommy Maddox, Denver (No. 25)
1994	LB Jamir Miller, Arizona (No. 10)
1995	WR J.J. Stokes, San Francisco (No. 10)
1996	OL Jonathan Ogden, Baltimore (No. 4)
1998	DB Shaun Williams, New York (No. 24)
1999	QB Cade McNown, Chicago (No. 12)
2001	WR Freddie Mitchell, Philadelphia (No. 25)
2002	LB Robert Thomas, St. Louis (No. 31)
2006	TE Mercedes Lewis, Jacksonville (No. 28)
2013	DL Datone Jones, Green Bay (No. 26)
2014	LB Anthony Barr, Minnesota (No. 9)
2016	DL Kenny Clark, Green Bay (No. 27)
2017	DL Takkarist McKinley, Atlanta (No. 26)

\*Lost choice due to ineligibility of player for draft

\*\*Member of AFL at time of draft



Takkarist McKinley (photo courtesy of Getty Images)

**UCLA'S ALL-TIME PROFESSIONAL ROSTER**

<b>Name, Pos</b>	<b>Years in Pro Football</b>
Abdul-Jabbar, Karim, TB	96-99 Miami, 99 Cleveland, 00 Indianapolis
Adams, John, E-FB	59-62 Chicago, 63 Los Angeles
Adams, Tom, E	56-57 Ottawa (CFL)
Aikman, Troy, QB	89-00 Dallas
Ale, Arnold, LB	93 Seattle (Dev.), 94 Kansas City
	96 Scottish Claymores (WL), 96 San Diego
Alexander, Kermit, DB	63-69 San Francisco, 70-71 Los Angeles, 72-73 Philadelphia
Allen, Jimmy, DB	74-77 Pittsburgh, 78-81 Detroit
Anderson, Avery, WR	96 (IR) Indianapolis
Anderson, Marques, DB	02-03 Green Bay, 04 Oakland, 05 Denver, 05 San Francisco
Anderson, Willie, WR	88-94 Los Angeles (Rams), 95 Indianapolis
	96 Washington, 97 Denver
Andrusyshyn, Zenon, P-PK	71-77 Toronto (CFL), 78 Kansas City, 79 Hamilton (CFL)
	80-82 Toronto (CFL), 83-85 Tampa Bay (USFL)
Anthony, Corwin, TE	91 Los Angeles (Rams) Dev., 91-92 New York (Jets) Dev.
Arbuckle, Charles, TE	90 New Orleans (IR), 91 San Diego Dev., 92-95 Indianapolis
Armstrong, Bill, OG	43 Brooklyn
Armstrong, Levi, DB	78 New York (Jets)
Atkins, Larry, S	99-02 Kansas City, 03 Oakland
Austin, Randy, TE	91 Atlanta Dev.
Austin, Terrence, WR	10-11 Washington
Ayanbadejo, Brendon, LB	00 Winnipeg (CFL), 01 Amsterdam (NFL Europe),
	02 British Columbia, Toronto (CFL),
	03-04 Miami, 05-07 Chicago, 08-12 Baltimore
Ayers, Akeem, LB	11-14 Tennessee; 14 New England; 15 St. Louis;
	16 Indianapolis
Baca, Jeff, OG	13-14 Minnesota; 14 San Diego
Baldwin, Burr, OE/DE	47-49 Los Angeles (AAFC)
Ball, Dave, DE	04 San Diego, 05 San Diego,
	05-06 New York Jets, 08-12 Tennessee
Ball, Eric, RB	89-94 Cincinnati, 95 Oakland
Ballou, Mike, LB	70 Boston
Barnes, Bruce, PK	73-74 New England
Barr, Anthony LB	14-16 Minnesota
Baska, Rick, LB	76-77 Denver
Bates, Patrick, DB	93-94 Los Angeles, 96 Atlanta
Beban, Gary, QB/HB/WR	68-69 Washington
Bell, Jason, DB	01 Dallas, 02-05 Houston, 06 NY Giants
Bell, Kahlil, RB	09-12 Chicago; 12 N.Y. Jets
Benenoch, Caleb, OL	16 Tampa Bay
Bennett, Drew, WR	01-06 Tennessee, 07-08 St. Louis
Bennett, Tommy, DB	96-00 Arizona, 01 Detroit
Bergey, Bruce, DE	71 Kansas City, 72-73 Toronto (CFL)
Bergmann, Paul, TE	84 Jacksonville (USFL), 85 Oakland (USFL), 86 Kansas City
Blanton, Ed, OL	06 New York Jets (PS)
Bono, Steve, QB	85-86 Minn., 87-88 Pitts., 89-93 San Fran.,
	94-96 Kansas City, 97 Green Bay, 98 St. Louis, 99 Carolina
	04-08 Washington
Boschetti, Ryan, DL	10 Detroit (IR)
Bosworth, Corey, DE	10-12 Jacksonville, 13 NY Giants, 13 Dallas
Bosworth, Kyle, LB	80-86 Minnesota
Boyd, Brent, C/OG	36 Brooklyn
Boyd, Verdi, OG	05 Green Bay, 05 New York, 05 Chicago,
Bragg, Craig, WR	06 Amsterdam (NFL)
	16 Miami, 16 Dallas (PS)
Brendel, Jake, OL	74 Southern California (WFL)
Bright, James, DB	00 Denver (PS)
Brown, Keith, RB	08 Seattle (PS)
Brown, Kevin, DT	79-81 St. Louis, 81-83 Seattle, 83-84 Kansas City
Brown, Theotis, RB	15 Philadelphia (PS)
Bunche, Malcolm, OL	77 Kansas City
Burks, Ray, LB	78 Dallas, 78-79 Saskatchewan (CFL)
Butler, Homer, SE	54 Pittsburgh, 56-58 British Columbia (CFL)
Cameron, Paul, DB	42 New York (Giants), 45 Chicago (Cardinals)
Cantor, Leo, DB/HB/FB	84-85 Memphis (USFL)
Carney, Cormac, WR	11-13 Arizona; 13 Dallas; 14 Oakland, 14 Jacksonville
Carter, David, DL	47 Baltimore
Case, Ernie, DB/QB	06 Carolina (PS/IR)
Cassel, Marcus, CB	84 New York (Giants)
Cephous, Frank, RB	85 San Antonio (USFL)
Chaffin, Jeff, DT	93-95 Philadelphia (94 IR), 96 New York (Jets),
Chalenski, Mike, DT	97 Miami, 98 Detroit
Chambers, Bill, OT/OG	48-49 New York Yankees, 51 Montreal (CFL)
Chandler, Nate, DT/OT	12-15 Carolina
Chillar, Brandon, LB	04-07 St. Louis, 08-10 Green Bay
Christiansen, Bob, TE	72 Buffalo
Clark, Eugene, OG	77-78 Toronto (CFL)
Clark, Kenny, OL	16 Green Bay
Clark, Matthew, DB	00 Cologne (NFL)
Cobb, Anthony, DB	97 New Orleans (Dev.), 98 Frankfurt,
	00 Frankfurt (NFL Europe)
Coffman, Ricky, WR	82 Los Angeles (Rams), 85 San Antonio (USFL)
Coleman, Derrick, RB	12-15 Seattle (12-PS, 14-IR)
Coleman, Kenyon, DL	02 Oakland, 03-06 Dallas, 07-08 NY (Jets),
	09-10 Cleveland, 11-12 Dallas, 13 New Orleans
Cooper, Gwen, WR	70 Ottawa (CFL)
Copeland, Ron, WR	69 Chicago

<b>Name, Pos</b>	<b>Years in Pro Football</b>
Coppens, Gus, OT	78 Los Angeles, 79 New York (Giants),
	83-84 Los Angeles (USFL)
Cornish, Frank, C	90-91 San Diego, 92-93 Dallas, 94 Minnesota,
	94 Dallas, 95 Jacksonville, 95 Philadelphia
Corral, Frank, PK	78-81 Los Angeles, 83 Chicago (USFL), 84 Arizona (USFL)
Craig, Paco, WR	88 Detroit, 91 Sacramento (WL)
Crecion, Gabe, TE	03 Barcelona (NFL Europe), 04 San Francisco
Cross, Randy, C/OG	76-88 San Francisco
Cureton, Hardiman, OG	56 Toronto (CFL), 57-59 Ottawa (CFL), 60-64 Hamilton (CFL)
Curran, Willie, WR	82-84 Atlanta
Dalby, Dave, C	72-85 Los Angeles (Raiders)
Daluiso, Brad, PK	91 Atlanta, 91 Buffalo, 92 Denver,
	93-00 New York (Giants), 01 Oakland
Darby, Matt, SS	92-95 Buffalo, 96-97 Arizona
Davenport, Bob, FB	56 Winnipeg (CFL)
Davis, Bruce, OT	79-87 Los Angeles (Raiders), 87-89 Houston
Davis, Bruce, LB	08 Pittsburgh, 09 New England (PS), 10 San Francisco (PS),
	10 Oakland, 11 Oakland, San Francisco (PS)
Davis, Milt, DB	54 Detroit, 57-60 Baltimore
Dial, Alan, DB	89 Philadelphia
Duarte, Thomas, TE	16 Miami
Dufour, Dan, C	83-84 Atlanta
Durden, Mike, DB	84 Edmonton (CFL)
Dye, Tony, S	12-13 Cincinnati (12-IR)
Easley, Kenny, S	81-87 Seattle
Eatman, Irv, OT	83-84 Philadelphia (USFL), 85 Baltimore (USFL),
	86-90 Kansas City, 91-92 New York (Jets),
	93 Los Angeles (Rams), 94 Atlanta, 95-96 Houston
Eck, Keith, OG	78 Washington, 79 New York (Giants)
Edwards, Donnie, LB	96-01, 07 Kansas City, 02-06 San Diego, 07-08 Kansas City
Elias, Lou, DB	58 Hamilton (CFL), 58 Toronto (CFL), 59 Saskatchewan (CFL)
Ellena, Jack, OG/LB	55-56 Los Angeles, 57 Toronto (CFL)
Ellis, Allan, DB	73-77, 79-80 Chicago, 81 San Diego
Emanuel, Ben, DB	05 Carolina, 05 San Francisco, 06 Cleveland
Emanuel, Bert, WR	94-97 Atlanta, 99-98 Tampa, 00 Miami,
	01 Detroit, 01 New England
Evans, Shaq, WR	14 NY Jets (IR), 16 New England (PS)
Fairbairn, Ka'imi, PK	16 Houston (IR)
Farmer, Danny, WR	00-02 Cincinnati
Farmer, George, WR	70-75 Chicago, 75 Detroit
Farr, Mel, Sr., HB	67-73 Detroit
Farr, Mel, Jr., FB	89 Los Angeles (Rams), 91 Sacramento (WL)
Farr, Mike, WR	90-92 Detroit, 93 New England (inj.)
Farris, Kris, OT	99 Pittsburgh (IR), 01 Buffalo, 02 Atlanta
Fauria, Joseph, TE	13-14 Detroit; 15 Arizona (PS), 15 New England (PS)
Fears, Tom, OE/DB	48-56 Los Angeles
Fenenbock, Chuck, TB/HB/WB	43-45 Detroit, 46-48 Los Angeles (Dons),
	48 Chicago (Rockets), 50 Calgary (CFL)
Ferrell, Bobby, FB/HB	76-80 San Francisco
Finlay, Jack, OG/LB	47-51 Los Angeles
Flanagan, Mike, C	96-97 (IR) Green Bay, 98-05 Green Bay, 06-07 Houston
Fletcher, Bryan, TE	02 Chicago (PS), 03 Berlin (NFL Europe), 04-07 Indianapolis
Forbath, Kai, PK	11 Dallas (IR), 12-15 Washington, 15 New Orleans,
	16 Minnesota
Foster, DeShaun, TB	02 Carolina (IR), 03-07 Carolina, 08 San Francisco
Francisco, Kent, OT	66 Edmonton (CFL), 66-67 Toronto (CFL)
Franklin, Johnathan, RB	13 Green Bay
Frazier, Cliff, DT	77 Kansas City
Fuller, Devin, WR	16 Atlanta (IR)
Gaines, Gene, DB	61 Montreal (CFL), 62-69 Ottawa (CFL),
	70-76 Montreal (CFL)



CASSIUS MARSH (Photo courtesy of Seattle Seahawks)

\*

## BRUINS IN THE NFL

Name, Pos	Years in Pro Football
Galigher, Ed, DT/DE	72-76 New York (Jets), 77 -78 San Francisco
Geddes, Bob, LB	72 Denver, 73-75 New England
Goebel, Joe, C	87 San Diego
Goodman, Brian, OG	73-74 Houston, 75 Denver
Goodwin, Marvin, SS	94 Philadelphia, 96 Barcelona (WL), 96 Scottish WLAFF
Grant, Wes, DE/DT	71 Buffalo, 71 Cleveland, 71 San Diego, 72 Cleveland, 72 Montreal (CFL), 73 Houston
Grau, Jeff, LS	02 Dallas, 03 Miami
Gray, Carlton, DB	93-96 Seattle, 97 Indianapolis, 98 New York Giants, 99-00 Kansas City
Green, Gaston, RB	88-90 LA (Rams), 91-92 Denver, 93 LA (Raiders), 96 London Monarchs (WL)
Greenwood, Carl, CB	95-96 New York (Jets)
Grieb, Mike, TE	00 Amsterdam (NFL Europe)
Guidry, Paul, CB	97 Baltimore
Haffner, Mike, WR	68-70 Denver, 71 Cincinnati
Hansen, Howie, HB	51 Edmonton (CFL)
Harkey, Cory, TE	12-15 St. Louis (12-PS), 16 Los Angeles
Harris, Mike, OT	12-13 San Diego; 14-15 Minnesota
Havner, Spencer, TE/LB	06-07 Green Bay (PS), 08-10 Green Bay, 10 Detroit
Henderson, Othello, DB	93-94 New Orleans
Henley, Darryl, CB	89-94 Los Angeles (Rams)
Henry, Wally, WR	77-82 Philadelphia, 83 Arizona (USFL)
Herman, John, DB	56 New York (Giants), 56 Baltimore
Herrera, Efen, PK	74-78 Dallas, 79-81 Seattle, 82 Buffalo, 84 Oklahoma (USFL)
Heydenfeldt, Bob, E/P	55 Edmonton (CFL)
Hickman, Justin, LB	12-13 Indianapolis
Hicks, Skip, RB	98-00 Washington, 01 Tennessee, 02 Carolina
Holloway, Chuck, HB	58 Calgary (CFL)
Horton, Chris, S	08-10 Washington
Horton, Myke, OG	75 Toronto (CFL), 79-80 Calgary (CFL), 83 Washington (USFL), 84 Memphis (USFL)
Hosea, Bobby, DB	79 Montreal (CFL), 80-81 Saskatchewan (CFL), 83 LA (USFL), 84 Jacksonville (USFL)
Hundley, Brett, QB	15-16 Green Bay
Ieremia-Stansbury, Ed, FB	02 Houston
Isaia, Sale, OG	96 Baltimore, 97-98 Baltimore IR, 99 Oakland IR, 00 Frankfurt (NFL Europe), 00 New England
Jack, Myles, LB	16 Jacksonville
Jackson, Billy Don, LB	83 Boston (USFL)
Jefferson, Anthony, DB	15 Chicago (IR)
Jenkins, Robert (Cox), OT	87-93 Los Angeles (Rams), 94 Los Angeles (Raiders), 95-96 Oakland
Jenson, Roy, G	51-55 Calgary (CFL), 56-57 Brit. Columbia (CFL)
Johnson, Jim, DB/FL	61-76 San Francisco
Johnson, Kermit, HB	74 Southern California (WFL), 75-76 San Francisco
Johnson, Mitch, OT/OG	65 Dallas, 66-68, 72 Washington
Johnson, Norm, PK	82-90 Seattle, 91-94 Atlanta, 95-98 Pittsburgh, 99 Philadelphia
Jones, Brian, LB	91 Indiana, 95-98 New Orleans
Jones, Datone, DE	13-16 Green Bay
Jones, Greg, HB	70-71 Buffalo
Jones, Jimmie, HB	74 Detroit, 76 Hamilton (CFL)
Jones-Drew, Maurice, TB	06-13 Jacksonville; 14 Oakland
Jordan, Kevin, WR	96 Arizona, 96 Cincinnati
Keeble, Joe, TB/WB/DB	37 Cleveland
Keeton, Rocen, LB	92 Orlando (WL)
Kendall, Chuck, DB	60 Houston
Kendricks, Eric, LB	15-16 Minnesota
Kendricks, Marv, E	73 Toronto (CFL)
Keyes, Dennis, S	08 Arizona (PS)
Kezirian, Ed, OT	74-75 Southern California (WFL)
Kilmer, Bill, QB	61-62 San Francisco, 64-66 San Fran., 67-70 New Orleans, 71-78 Washington
Kirschke, Travis, DL	97-02 Detroit, 03 San Fran., 04-09 Pittsburgh
Kluwe, Chris, P	05-12 Minnesota
Knox, Ronnie, QB	56 Calgary (CFL), 56 Hamilton (CFL), 57 Chicago, 58-59 Toronto (CFL)
Kocher, Ken, DT	02 New England
Kuehn, Art, C	75 Southern California (WFL), 76-83 Seattle, 83 New Eng. 84-85, Memphis (USFL)
Kurrasch, Roy, OE/DE	47 New York (Yankees), 48 Pittsburgh
Kuykendall, Fulton, LB	75-84 Atlanta, 85 San Francisco
LaChapelle, Sean, WR	93 LA (Rams), 96 Scottish Claymores (WL), 96 Kansas City, 97 Kansas City IR
Lake, Carnell, SS	89-98 Pittsburgh, 99 Jacksonville, 00 Jacksonville (IR), 01 Baltimore
Lambert, Dion, CB	92-93 New England, 94-95 Seattle
Lee, John, PK	86 St. Louis
Lee, Larry, OG	81-85 Detroit, 85-86 Miami, 87-88 Denver
Leisle, Rodney, DT	04-06 New Orleans, 08 NY Giants (IR), 09 New Orleans
Lewis, Mercedes, TE	06-16 Jacksonville
Livingston, Cliff, LB/DE	54-61 NY (Giants), 62 Minn., 63-65 Los Angeles
Locke, Jeff P	13-16 Minnesota
Lockett, Bret, S	09 New England, 10-11 New England (IR)
Name, Pos	Years in Pro Football
Lodish, Mike, NT	90-94 Buffalo, 95-00 Denver
Long, Bob, LB/DE	55-59 Detroit, 60-61 Los Angeles, 62 Dallas

Name, Pos	Years in Pro Football
Loudd, Rommie, LB	56 British Columbia (CFL), 60 Los Angeles, 60 San Diego, 61-62 Boston
Love, Duval, OG	85-91 LA (Rams), 92-94 Pitts., 95-96 Arizona
Luster, Marv, E	61-64 Montreal (CFL), 64-72 Toronto (CFL), 73-74 Montreal (CFL)
Lyman, Del, T	41 Green Bay, 44 Cleveland
Lynn, Johnny, DB	79-86 New York (Jets)
Maddox, Tommy, QB	92-93 Denver, 94 LA (Rams), 95 New York (Giants), 01-05 Pittsburgh
Maggio, Kirk, P	91-92 Birmingham (WL)
Manning Jr., Ricky, CB	03-05 Carolina, 06-07 Chicago, 08 St. Louis
Manumaleuga, Frank, LB	79-81 Kansas
Marsh, Cassius DL	14 (IR)-15-16 Seattle
Matheny, Jim, C	57 Toronto (CFL)
Mathews, Ned, B	40-43 Detroit
McAlister, James, HB	74 Southern California (WFL), 75-76 Philadelphia, 78 New England
McBride, Tod, DB	99-02 Green Bay, 03 Atlanta (IR), 04 Seattle, 04 St. Louis
McChesney, Bob, OE/DE	36 Boston, 36-42 Washington
McDermott, Kevin, LS	13 San Francisco; 14 Denver; 14 Baltimore; 15-16 Minnesota
McDougall, Gerry, FB	57-61 Hamilton (CFL), 62 Toronto (CFL), 62-64 San Diego, 66 Hamilton (CFL), 67 Edmonton (CFL), 68 San Diego
McElroy, Jim, WR	99 Berlin (NFL Europe)
McKinnely, Phil, OT/TE	76-80 Atlanta, 81 LA, 82 Chicago, 84 Memphis (USFL), 85 Birmingham (USFL)
McLaughlin, Leon, C	51-55 Los Angeles
McNeil, Freeman, RB	81-92 New York (Jets)
McNeill, Fred, LB	74-85 Minnesota
McNown, Cade, QB	99-00 Chicago, 01 Miami, 02 San Fran. (IR)
Medlock, Justin, PK	07 Kansas City, 12 Carolina
Mike, Bob, OT	48-49 San Francisco, 52-53 Calgary (CFL)
Miller, Chuckie, DB	88 Indianapolis
Miller, Jamir, OLB	94-98 Arizona, 99-01 Cleveland, 02 Cleve. (IR)
Miller, Scott, WR	91-96 Miami
Mitchell, Freddie, WR	01-04 Philadelphia
Mitchell, Hal, OT/OG	52 New York (Giants)
Mohl, Curt, OT	81 Oakland
Montgomery, Blanchard, LB	83-85 San Francisco, 85 Buffalo
Montoya, Max, OT	79-89 Cincinnati, 90-94 LA (Raiders)
Moomaw, Donn, LB	53 Toronto (CFL), 55 Ottawa (CFL)
Moore, Rahim, DB	11-14 Denver, 15 Houston
Moore, Reggie, WR	91-92 New York (Jets) Dev.
Moore, Reynaud, DB	71 New Orleans
Morgan, Karl, NG	83-84 Saskatchewan (CFL), 84-86 Tampa Bay, 86 Houston
Morton, Dave, DT	78 Los Angeles
Moss, Martin, DT	82-85 Detroit
Myers, Jack, FB/LB	48-50 Philadelphia, 52 Los Angeles
Nagel, Ray, QB	53 Chicago
Nece, Ryan, LB	02 Tampa Bay (IR), 03-07 Tampa Bay, 08 Detroit
Nelson, Kevin, RB	84-85 Los Angeles (USFL)
Neufeld, Ryan, FB/TE	99 Dallas, 00 Rhein (NFL Europe), 00 Miami (PS), 00 Jacksonville, 03-07 Buffalo
Neuheisel, Rick, QB	84-85 San Antonio (USFL), 87 San Diego, 87 Tampa Bay
Nevadomsky, Jason, LB	99 Amsterdam (NFL Europe)
Norrie, David, QB	87 New York (Jets)
Norris, Trusse, OE	60 Los Angeles
Norton, Ken, LB	88-93 Dallas, 94-00 San Francisco
Novitsky, Craig, OG	94-96 New Orleans
Name, Pos	Years in Pro Football
Odighizuwa, Owamabe, DL	15-16 NY Giants
O'Garro, Pete, E	57-59 Toronto (CFL), 62 Toronto (CFL)



CORY HARKEY

## BRUINS IN THE NFL



JONATHAN OGDEN #75 (photo courtesy of Baltimore Ravens)



JARRAD PAGE #44 (photo courtesy of Kansas City Chiefs)


Name, Pos	Years in Pro Football
Ogden, Jonathan, OG/T	96-07 Baltimore
Oesterling, Tim, OT	72 Saskatchewan (CFL)
Oglesby, Paul, DT	60 Oakland
Olsen, Carl, OT	42 Chicago
Olson, Drew, QB	06 Baltimore (PS), 07 Carolina, 07 San Fran.
Otey, Dave, C	83 Arizona (USFL), 84 Jacksonville (USFL)
Overhauser, Chad, OT	98-99 Chicago, 00 Seattle, 01 Atlanta (PR), 02 Houston
Owens, James, RB	79 San Francisco, 81-84 Tampa Bay
Pace, Gayle, C	52 Edmonton (CFL)
Page, Jarrad, S	06-09 Kansas City, 10 New England, 11 Phila.
Palmer, Steve, C	56 British Columbia (CFL)
Parker, Vaughn, OG	94-03 San Diego, 04 Washington
Patton, Marv, OLB	90-94 Buffalo, 95-98 Washington, 99-02 Kansas City
Paul, Don, LB/C	48-55 Los Angeles
Paulsen, Logan, TE	10-14 (15 IR) Washington, 16 Chicago
Payton, Jordan, WR	16 Cleveland
Pederson, Don, TE	78 Los Angeles
Penaranda, Jairo, RB	81 LA (Rams), 83 Oakland (USFL), 84 Memphis (USFL), 85 Philadelphia
Pentecost, John, OG	65 Ottawa (CFL), 67 Minnesota, 68-69 Winnipeg (CFL)
Perkins, Paul, RB	16 NY Giants
Perry, Tab, WR	05-07 Cincinnati, 08 Miami (IR)
Peters, Doug, HB	56 British Columbia (CFL)
Peterson, Cal, LB	74-75 Dallas, 76 Tampa Bay, 79-81 Kansas City, 82-83 Los Angeles (Raiders)
Phifer, Roman, LB	91-94 Los Angeles (Rams), 95-98 St. Louis, 99-00 NY (Jets), 01-04 New England, 05 NY (Giants)
Pifferini, Bob, LB	72-75 Chicago, 77 Los Angeles
Pitts, Ron, DB	85-87 Buffalo, 88-90 Green Bay
Potter, Ken, PK	85 Portland (USFL)
Price, Brian, DT	10-11 Tampa Bay, 12 Chicago
Price, Dennis, DB	88-90 LA (Raiders), 90-92 New York (Jets)
Price, Sheldon, DB	13-15 Indianapolis, 15 Baltimore (PS), 16 Baltimore (IR)
Primus, James, RB	88-89 Atlanta
Profit, Mel, E	66-71 Toronto (CFL)
Ramsey, Tom, QB	83-84 LA (USFL), 84 Oakland (USFL), 84-88 New England, 89 Indianapolis
Redmond, Alex, OL	16 Cincinnati (PS)
Reese, Marcus, LB	03 San Francisco (PS), 03 Chicago (PS), 04-05 Chicago
Richards, David, OT	88-92 San Diego, 93 Detroit, 94-96 Atlanta, 96 New England
Richardson, Bob, DB	66 Denver, 67-68 Hamilton (CFL)
Richardson, John, DT	67-71 Miami, 72-73 St. Louis
Richardson, Paul, WR	93 Philadelphia
Riley, Avon, LB	81-86 Houston, 87 Pittsburgh
Robinson, Jerry, LB	79-84 Philadelphia, 85-91 LA (Raiders)
Rogers, Don, DB	84-85 Cleveland
Rosario, Nelson, TE	12 Carolina (PS)
Rutledge, Craig, DB	87 Los Angeles (Rams)
Saffer, Mike, OT	03 Atlanta
Salsbury, Jim, OG/OT	55-56 Detroit, 57-58 Green Bay
Sanchez, Lupe, DB	84 Arizona (USFL), 85 Orlando (USFL), 86-88 Pittsburgh

Name, Pos	Years in Pro Football
Sandifer, Dan, DB	50 San Francisco
Sandifer, Bill, DT/DE	74-76 San Francisco, 77-78 Seattle
Schroeder, Jay, QB	84-88 Washington, 88-92 LA (Raiders), 93 Cincinnati, 94 Arizona
Sciarr, John, DB	76-77 Brit. Columbia (CFL), 78-83 Philadelphia
Scribner, Rob, HB	73-76 Los Angeles
Seidman, Mike, TE	03-06 Carolina, 07 Indianapolis (IR)
Serwanga, Wasswa, DB	99 San Francisco, 00 Amsterdam (NFL Europe), 00-01 Minnesota
Sharpe, Luis, OT	82-84 St. Louis, 85 Memphis (USFL), 85-87 St. Louis, 88-93 Phoenix, 94 Arizona
Sherrard, Mike, WR	86-88 Dallas (injured 87-88), 89-92 San Fran., 93-95 NY (Giants), 96 Denver
Shinnick, Don, LB	57-69 Baltimore
Shipkey, Jerry, FB/DB/LB	48-52 Pittsburgh, 53 Chicago
Shirk, Marshall, DT	65-71 Ottawa (CFL)
Slagle, Larry, OG	68-71 Winnipeg (CFL)
Slater, Matthew, WR/KR	08-16 New England
Smith, Bobby, DB	62-65 Los Angeles, 65-66 Detroit
Smith, Earl, E	61 Saskatchewan (CFL)
Smith, Hal, DT	60 Boston, 60 Denver, 61 Oakland
Smith, Kevin, TE/FB	92-94 LA (Raiders), 95 Oakland, 96 Green Bay
Smith, Milt, OE/DB	45 Philadelphia
Smith, Ray, HB	60-62 Saskatchewan (CFL)
Snelling, Ken, FB/LB	45 Green Bay
Sommers, Jack, C/LB	47 Washington
Sparlis, Al, G/LB	46 Green Bay
Stanley, Matt, FB	04 San Francisco
Stauch, Scott, FB	81 San Francisco, 81 New Orleans
Steffen, Jim, DB	59-60 Detroit, 61-65 Washington
Stephens, Frank, LB	79-80 Toronto (CFL)
Stevens, Matt, QB	87 Kansas City
Stits, Bill, DB/HB	54-56 Detroit, 57-58 San Francisco, 59 Washington, 59-61 NY(Giants)
Stokes, J.J., WR	95-02 San Francisco, 03 Jacksonville, 03 New England
Strode, Woody, OE/DE	46 Los Angeles, 47 CFL, 48-49 Calgary (CFL)
Stroschein, Breck, DE	51 New York (Yankees)
Su'a-Filo, Xavier OL	14-16 Houston
Sullivan, Tom, DB	83-85 Denver (USFL)
Tautolo, John, OG	81 New England, 82-83 New York (Giants), 85 Portland (USFL)
Tautolo, Terry, LB	76-79 Philadelphia, 80-81 San Francisco, 81-82 Detroit, 83 Miami, 84 Detroit
Taylor, Tommy, LB	87 Los Angeles (Rams)
Tennell, Derek, TE	87, 89 Cleveland, 91 Lions, 92 Minnesota, 92 Dallas, 93 Minnesota
Tenningkeit, Tim, DT	79 Saskatchewan (CFL)
Thomas, Robert, LB	02-04 St. Louis, 05 Green Bay, 06-08 Oakland
Thompson, Harry, OG/DL/LB	50-54 Los Angeles, 55 Chicago
Townsell, Jojo, FL	83-85 Los Angeles (USFL), 85-90 NY (Jets)
Toy, Maury, RB	92 Pittsburgh (Dev.)

<b>Name, Pos</b>	<b>Years in Pro Football</b>
Tuiasosopo, Manu, DT	79-83 Seattle, 84-86 San Francisco
Turner, Eric, FS	91-95 Cleveland, 96 Baltimore, 97-99 Oakland
Turner, Jimmy, DB	83-86 Cincinnati, 86-87 Atlanta
Turner, Marcus, CB	89-91 Phoenix, 92-94 NY (Jets), 95 Green Bay
Tyler, Wendell, HB	77-82 LA (Rams), 83-86 San Francisco
Verner, Alterraun, CB	10-13 Tennessee; 14-16 Tampa Bay
Vieira, Steven, OL	05 Cincinnati
Villanueva, Primo, QB	55-58 British Columbia (CFL)
Von Sonn, Andy, LB	64 Los Angeles
Wahler, Jim, DT	89-92 Phoenix, 92-93 Washington
Walen, Mark, DT	87-89 Dallas
Walendy, Craig, FB	00 NY Giants
Wallace, Aaron, LB	16 Tennessee
Walker, Bruce, NT	94-95 New England, 97 Frankfurt (NFL Europe)
Walker, Rick, TE	77-79 Cincinnati, 80-85 Washington
Walton, Bruce, OT/OG/C	73-75 Dallas
Ward, Phillip, OLB	97 Indianapolis IR, 98 St. Louis, 99 Berlin (NFL Europe), 00 New Orleans (PS)
Ware, Matt, DB	04-05 Philadelphia, 06-10 Arizona
Washington, James, DB	88-89 LA (Rams), 90-94 Dallas, 95 Washington
Washington, Kenny, HB/DB	46-48 Los Angeles
Waterfield, Bob, QB/DB	45 Cleveland, 46-52 Los Angeles, 60-62 Head Coach, Los Angeles 60-62
Welch, Herb, DB	85-88 New York (Giants), 89 Washington, 90-91 Detroit, 92 Sacramento (WL), 92 Barcelona (WL) 94 Seattle (Dev.)
Werner, Matt, DT	84-85 Jacksonville (USFL)
West, Doug, LB	05-06 Washington (IR)
White Jr., Manuel, RB	51-52 New York (Giants)
Wilkinson, Bob, OE/DB/HB	83-87 Los Angeles (Raiders)
Williams, Dokie, WR	93 Denver, 93 Green Bay
Williams, Kevin, RB	93 San Diego (Dev.), 95 San Francisco
Williams, Michael, DB	98-05 New York Giants, 06 Carolina
Williams, Shaun, DB	07 Baltimore, 08 Baltimore (PS), 09-12 Denver
Willis, Matt, WR	83-85 Pittsburgh, 85 Green Bay, 87 Cleveland
Wingle, Blake, OG	66-73 San Francisco
Witcher, Dick, WR/TE/FL	83 Chicago (USFL), 84 Arizona (USFL), 85-86 Chicago
Wrightman, Tim, TE	85-88 LA (Rams), 89-92 Denver, 93 Kansas City, 93 Philadelphia, 94 Kansas City
Young, Michael, WR	11 Tampa Bay, 11-14 Cleveland
Yount, Christian, LS	92 Sacramento (WL), 92-93 Cleveland,
Zeno, Lance, C/OG	93 Green Bay, 96 Scottish Claymores (WL)
Zumwalt, Jordan, LB	14-15 Pittsburgh (IR)



ALTERRAUN VERNER #21 (photo courtesy of Tampa Bay Buccaneers)



XAVIER SU'A-FILO #71 (photo courtesy of Houston Texans)



MARCEDES LEWIS

**CURRENT NFL COACHES WITH BRUIN TIES (as of 6/10/17)**

<b>AFC</b>		
<b>Name</b>	<b>Player/Coach at UCLA</b>	<b>2017 NFL Team</b>
Chris Horton	Player	Baltimore Ravens (asst. special teams)
Kelly Skipper	Coach	Buffalo Bills (running backs)
Mike Waufle	Coach	Buffalo Bills (defensive line)
Jacob Burney	Coach	Cincinnati Bengals (defensive line)
DeWayne Walker	Coach	Cleveland Browns (defensive backs)
Johnnie Lynn	Player	Denver Broncos (asst. defensive backs)
Phil Rauscher	Player/Coach	Denver Broncos (asst. to head coach)
Sanjay Lal	Player	Indianapolis Colts (wide receivers)
Mike Rutenberg	Coach	Jacksonville Jaguars (defensive asst.)
Eric Bieniemy	Coach	Kansas City Chiefs (running backs)
Alfredo Roberts	Father/Austin	Los Angeles Chargers (running backs)
Daronte Jones	Coach	Miami Dolphins (asst. defensive backs)
Karl Dorrell	Player/Coach	New York Jets (wide receivers)
Steve Marshall	Coach	New York Jets (offensive line)
Jethro Franklin	Coach	Oakland Raiders (defensive line)
Ken Norton, Jr.	Player	Oakland Raiders (defensive coordinator)
Jake Peetz	Coach	Oakland Raiders (quarterbacks)
Carnell Lake	Player/Coach	Pittsburgh Steelers (defensive backs)
Lou Spanos	Coach	Tennessee Titans (linebackers)
<b>NFC</b>		
Keith Carter	Player	Atlanta Falcons (running backs)
Jeff Ulbrich	Coach	Atlanta Falcons (linebackers)
Brian Callahan	Player	Detroit Lions (quarterbacks)
David Raih	Intern	Green Bay Packers (offensive perimeter)
Skip Peete	Coach	Los Angeles Rams (running backs)
Eric Yarber	Coach	Los Angeles Rams (wide receivers)
Ryan Ficken	Coach	Minnesota Vikings (special teams asst.)
Kennedy Polamalu	Coach	Minnesota Vikings (running backs)
Tim Hauck	Coach	Philadelphia Eagles (safeties)
Chris Wilson	Father/Caleb	Philadelphia Eagles (defensive line)
Jon Embree	Coach	San Francisco 49ers (asst. head coach/te)
Taylor Embree	Player/GA	San Francisco 49ers (off. quality control)
Kyle Shanahan	Coach	San Francisco 49ers (head coach)
Jason Tarver	Coach	San Francisco 49ers (senior def. asst.)
Tom Cable	Coach	Seattle Seahawks (asst. head coach/ol)
Ricky Manning, Jr.	Player	Seattle Seahawks (asst. defensive backs)
Pat McPherson	Player	Seattle Seahawks (tight ends)
Brian Schneider	Coach	Seattle Seahawks (special teams coord.)



**ARIZONA CARDINALS**

Joseph Fauria, TE 2012 (2015 PS)  
 David Carter, DL 2010 (2011-13)  
 Matt Ware, DB 2003 (2006-10)  
 Dennis Keyes, DB, 2007 (2008 PS)  
 Tommy Bennett, DB 1995 (1996-2000)  
 Jamir Miller, LB 1993 (1994-98)  
 Matt Darby, DB 1991 (1996-97)  
 Irv Eatman, OL 1982 (1995-96)  
 Duval Love, OL 1984 (1995-96)  
 Kevin Jordan, WR 1995 (1996)  
 Norm Johnson, PK 1981 (1991-94)  
 Jay Schroeder, QB 1980 (1994)  
 Luis Sharpe, OL 1981 (1982-84, 85-94)  
 Jim Wahler, DL 1988 (1989-92)  
 Marcus Turner, DB 1988 (1989-91)  
 John Lee, PK 1985 (1986)  
 Theotis Brown, RB 1978 (1979-81)  
 John Richardson, DL 1966 (1972-73)  
 Harry Thompson, G 1949 (1955)  
 Ray Nagel, B 1949 (1953)  
 Leo Cantor, B 1941 (1945)  
 Carl Olsen, OT 1941 (1942)

**ATLANTA FALCONS**

Devin Fuller, WR 2015 (2016)  
 Tod McBride, DB 1998 (2003)  
 Mike Saffer, OT 2002 (2003)  
 Kris Farris, OT 1998 (2002)  
 David Richards, OL 1987 (1994-96)  
 Irv Eatman, OL 1982 (1994)  
 Norm Johnson, PK 1981 (1991-94)  
 Brad Daluiso, PK 1990 (1991)  
 Randy Austin, TE 1990 (1991D)  
 James Primus, RB 1987 (1988-89)  
 Jimmy Turner, DB 1982 (1986-87)  
 Dan Dufour, OL 1982 (1983-84)  
 Fulton Kuykendall, LB 1974 (1975-84)  
 Willie Curran, WR 1981 (1982-84)  
 Phil McKinney, OL 1975 (1976-80)

**BALTIMORE RAVENS**

Sheldon Price, DB 2012 (2015 PS, 2016)  
 Kevin McDermott, LS 2012 (2014)  
 Brendon Ayanbadejo, LB, 1998 (2008-12)  
 Matt Willis, WR 2006 (2007-08 PS)  
 Drew Olson, QB 2005 (2006 PS)  
 Jonathan Ogden, OL 1995 (1996-07)  
 Carnell Lake, DB 1988 (2001)  
 Paul Guidry, DB 1996 (1997)  
 Eric Turner, DB 1990 (1996)  
 Sale Isaila, OL 1994 (1996)

**BUFFALO BILLS**

Ryan Neufeld, TE 1998 (2003-07)  
 Kris Farris, OL 1998 (2001)  
 Matt Darby, DB 1991 (1992-95)  
 Mike Lodish, DL 1989 (1990-94)  
 Marcus Patton, LB 1989 (1990-94)  
 Brad Daluiso, PK 1990 (1991)  
 Ron Pitts, DB 1984 (1986-87)  
 Blanchard Montgomery, LB 1982 (1985)  
 Efrén Herrera, PK 1973 (1982)  
 Bob Christiansen, TE 1971 (1972)  
 Greg Jones, RB 1969 (1970-71)  
 Wes Grant, DL 1969 (1971)

**CAROLINA PANTHERS**

Nate Chandler, DL/OT 2011 (2011-15)  
 Nelson Rosario, TE 2011 (2012 PS)  
 Justin Medlock, PK 2006 (2012)  
 Drew Olson, QB 2005 (2007)  
 Shaun Williams, DB 1997 (2006)  
 Marcus Cassel, DB 2005 (2006)  
 Mike Seidman, TE 2002 (2003-06)  
 DeShaun Foster, RB 2001 (2002-06-07)  
 Ben Emanuel, S 2004 (2005 PS)  
 Ricky Manning Jr., CB 2002 (2003-05)  
 Steve Bono, QB 1984 (1999)

**CHICAGO BEARS**

Logan Paulsen, TE 2009 (2016)  
 Anthony Jefferson, DB 2014 (2015 IR) Kahlil Bell, RB 2008 (2009-12)  
 Ricky Manning, Jr., CB 2002 (2006-07)



Brendon Ayanbadejo, LB 1998 (2005-07)  
 Marcus Reese, LB 2002 (2004-05)  
 Bryan Fletcher, TE 2001 (2002 PS)  
 Cade McNown, QB 1998 (1999-00)  
 Chad Overhauser, OL 1997 (1998-99)  
 Tim Wrightman, TE 1981 (1985-86)  
 Phil McKinney, OL 1975 (1982)  
 Allan Ellis, DB 1972 (1973-77, 79-80)  
 George Farmer, WR 1969 (1970-75)  
 Bob Pifferini, LB 1971 (1972-75)  
 Ron Copeland, WR 1968 (1969)  
 Ronnie Knox, B 1955 (1957)  
 Jerry Shipkey, FB 1947 (1953)

**CINCINNATI BENGALS**

Alex Redmond, OL 2015 (2016 PS)  
 Tony Dye, DB 2011 (2012 IR-13)  
 Tab Perry, WR 2004 (2005-07, 2008 IR)  
 Steven Vieira, OL 2004 (2005 IR/PS)  
 Danny Farmer, WR 1999 (2000-02)  
 Kevin Jordan, WR 1995 (1996)  
 Eric Ball, RB 1988 (1989-94)  
 Jay Schroeder, QB 1980 (1993)  
 Max Montoya, OL 1978 (1979-89)  
 Jimmy Turner, DB 1982 (1983-86)  
 Rick Walker, TE 1976 (1977-79)  
 Mike Haffner, WR 1964 (1971)

**CLEVELAND BROWNS**

Jordan Payton, WR 2015 (2016)  
 Christian Yount, LS 2010 (2011-14)  
 Kenyon Coleman, DT 2001 (2009-10)  
 Ben Emanuel, S 2004 (2006)  
 Jamir Miller, LB 1993 (1999-02)  
 Karim Abdul-Jabbar, RB 1995 (1999)  
 Eric Turner, DB 1990 (1991-95)  
 Lance Zeno, OL 1990 (1992-93)  
 Derek Tennell, TE 1986 (1987, 89)  
 Blake Wingle, DT 1982 (1987)  
 Don Rogers, DB 1983 (1984-85)  
 Wes Grant, DL 1969 (1972)

**DALLAS COWBOYS**

Jake Brendel, OL 2015 (2016 PS)  
 David Carter, DL 2010 (2014)  
 Kyle Bosworth, LB 2009 (2013)  
 Kai Forbath, PK 2010 (2011 IR)  
 Kenyon Coleman, DL 2001(2003-06, 2011-12)  
 Jeff Grau, LS 2001 (2002)  
 Jason Bell, CB 2000 (2001)  
 Troy Aikman, QB 1988 (1989-2000)  
 Ryan Neufeld, TE 1998 (1999)  
 Frank Cornish, OL 1989 (1992-93, 94)  
 James Washington, DB 1987 (1990-94)  
 Ken Norton, LB 1987 (1988-93)  
 Derek Tennell, TE 1986 (1992)  
 Mark Walen, DL 1985 (1987-89)  
 Mike Sherrard, WR 1985 (1986-88)  
 Homer Butler, WR 1977 (1978)  
 Efrén Herrera, PK 1973 (1974-78)  
 Cal Peterson, LB 1973 (1974-75)  
 Bruce Walton, OL 1972 (1973-75)  
 Mitch Johnson, OL 1964 (1965)  
 Bob Long, LB 1954 (1962)

**DENVER BRONCOS**

Kevin McDermott, LS 2012 (2014)  
 Aaron Hester, DB 2012 (2013 PS)  
 Rahim Moore, DB 2010 (2011-14)  
 Matt Willis, WR 2006 (2009-12)  
 Marques Anderson, DB 2001 (2005)  
 Keith Brown, TB 1999 (2000 PS)  
 Mike Lodish, DL 1989 (1995-00)  
 Willie Anderson, WR 1987 (1997)  
 Mike Sherrard, WR 1985 (1996)  
 Tommy Maddox, QB 1991 (1992-93)  
 Brad Daluiso, PK 1990 (1992)  
 Gaston Green, RB 1987 (1991-92)  
 Michael Young, WR 1984 (1989-92)  
 Larry Lee, OL 1980 (1987-88)  
 Rick Baska, LB 1973 (1976-77)  
 Brian Goodman, OL 1971 (1975)  
 Bob Geddes, LB 1969 (1972)  
 Mike Haffner, WR 1964 (1968-70)  
 Bob Richardson, DB 1965 (1966)



Hal Smith, DL 1956 (1960)

**DETROIT LIONS**

Joseph Fauria 2012 (2013-14)  
 Aaron Hester, DB 2012 (2014 PS)  
 Corey Bosworth, DE 2009 (2010 IR)  
 Spencer Havner, LB 2005 (2010)  
 Ryan Nece, LB 2001 (2008)  
 Travis Kirschke, DL 1996 (1997-02)  
 Tommy Bennett, DB 1995 (2001)  
 Mike Chalenski, DL 1992 (1998)  
 David Richards, OL 1987 (1993)  
 Mike Farr, WR 1989 (1990-92)  
 Derek Tennell, TE 1986 (1991)  
 Herb Welch, DB 1984 (1990-91)  
 Paco Craig, WR 1987 (1988)  
 Martin Moss, DT 1981 (1982-85)  
 Larry Lee, OL 1980 (1981-85)  
 Terry Tautolo, LB 1975 (1981-82, 84)  
 Jimmy Allen, DB 1973 (1978-1981)  
 George Farmer, WR 1969 (1975)  
 Jimmie Jones, RB 1973 (1974)  
 Mel Farr, Sr., RB 1966 (1967-73)  
 Bobby Smith, DB 1961 (1965-66)  
 Jim Steffen, DB 1958 (1959-60)  
 Bob Long, E 1954 (1955-59)  
 Bill Stits, B 1953 (1954-56)  
 Jim Salsbury, OL 1954 (1955-56)  
 Miit Davis, HB 1953 (1954)  
 Chuck Fenenbock, B 1939 (1943-45)  
 Ned Mathews, B 1940 (1941-43)

**GREEN BAY PACKERS**

Kenny Clark, DL 2015 (2016)  
 Brett Hundley, QB 2014 (2015-16)  
 Datone Jones, DE 2012 (2013-16)  
 Johnathan Franklin, RB 2012 (2013)  
 Kahlil Bell, RB 2008 (2013)  
 Brandon Chillar, LB 2003 (2008-10)  
 Spencer Havner, LB/TE 2005 (2006 PS, 2007-10)  
 Craig Bragg, WR 2004 (2005 PS)  
 Mike Flanagan, OL 1995 (1998-05)  
 Marques Anderson, DB 2001 (2002-03)  
 Tod McBride, DB 1998 (1999-02)  
 Steve Bono, QB 1984 (1997)  
 Kevin Smith, FB 1991 (1996)  
 Marcus Turner, DB 1988 (1995)  
 Kevin Williams, RB 1992 (1993)  
 Lance Zeno, OL 1990 (1993)  
 Ron Pitts, DB 1984 (1988-90)  
 Blake Wingle, OL 1982 (1985)  
 Jim Salsbury, DL 1954 (1957-58)  
 Al Sparlis, G 1945 (1946)  
 Ken Snelling, B 1942 (1945)  
 Del Lyman, T 1940 (1941)

**HOUSTON TEXANS**

Ka'imi Fairbairn, PK 2015 (2016 IR)  
 Rahim Moore, DB 2010 (2015)  
 Xavier Su'a-Filo, OL 2013 (2014-16)  
 Mike Flanagan, C 1995 (2006-07)  
 Jason Bell, DB 2000 (2002-05)  
 Chad Overhauser, OL 1997 (2002)  
 Del Ieremia-Stansbury, FB 2001 (2002)

**INDIANAPOLIS COLTS**

Akeem Ayers, LB 2010 (2016)  
 Sheldon Price, DB 2012 (2013-14)  
 Justin Hickman, LB 2006 (2011-13)  
 Mike Seidman, TE 2002 (2007 IR)  
 Bryan Fletcher, TE 2001 (2004-07)  
 Karim Abdul-Jabbar, RB 1995 (2000)  
 Phillip Ward, LB 1996 (1997 IR)  
 Carlton Gray, DB 1992 (1997)  
 Avery Anderson, WR 1995 (1996 IR)  
 Willie Anderson, WR 1987 (1995)  
 Charles Arbuckle, TE 1989 (1992-95)  
 Tom Ramsey, QB 1982 (1989)  
 Chuckie Miller, DB 1986 (1988)  
 Don Shinnick, LB 1956 (1957-69)  
 Miit Davis, DB 1953 (1957-60)  
 John Hermann, B 1955 (1956)



Ernie Case, B 1946 (1947)

**JACKSONVILLE JAGUARS**

Myles Jack, LB 2015 (2016)  
 Kyle Bosworth, LB 2009 (2010-11 IR,2012)  
 Mercedes Lewis, TE 2005 (2006-16)  
 Maurice Jones-Drew, RB 2005 (2006-13)  
 J.J. Stokes, WR 1994 (2003)  
 Ryan Neufeld, TE 1998 (2000)  
 Carnell Lake, DB 1988 (1999)  
 Frank Cornish, OL 1989 (1995)

**KANSAS CITY CHIEFS**

Justin Medlock, PK 2006 (2007)  
 Donnie Edwards, LB 1995 (1996-01, 07-08)  
 Jarrad Page, S 2005 (2006-09)  
 Larry Atkins, LB 1998 (1999-02)  
 Marcus Patton, LB 1989 (1999-02)  
 Carlton Gray, DB 1992 (1999-00)  
 Steve Bono, QB 1984 (1994-96)  
 Sean LaChapelle, WR 1992 (1996)  
 Arnold Ale, LB 1992 (1994)  
 Michael Young, WR 1984 (1993,94)  
 Irv Eatman, OL 1982 (1986-90)  
 Matt Stevens, QB 1986 (1987)  
 Paul Bergmann, TE 1983 (1986)  
 Theotis Brown, RB 1978 (1983-84)  
 Cal Peterson, LB 1973 (1979-81)  
 Zenon Andrusyshyn, P-PK 1969 (1978)  
 Ray Burks, LB 1976 (1977)  
 Cliff Frazier, DL 1975 (1977)  
 Bruce Bergey, DE 1970 (1971)

**LOS ANGELES RAMS**

Akeem Ayers, LB 2015 (2016)  
 Cory Harkey, TE 2011 (2012 PS-13, 14-16)  
 Justin Medlock, PK 2006 (2008 PS)  
 Ricky Manning, Jr. 2002 (2008)  
 Drew Bennett, WR 2000 (2007-08)  
 Brandon Chillar, LB 2003 (2004-07)  
 Tod McBride, DB 1998 (2004)  
 Robert Thomas, LB 2001 (2002-04)  
 Steve Bono, QB 1984 (1998)  
 Roman Phifer, LB 1990 (1991-98)  
 Phillip Ward, LB 1996 (1998)  
 Willie Anderson, WR 1987 (1988-94)  
 Darryl Henley, DB 1988 (1989-94)  
 Tommy Maddox, QB 1991 (1994)  
 Sean LaChapelle, WR 1992 (1993)  
 Irv Eatman, OL 1982 (1993)  
 Corwin Anthony, TE 1990 (1991 D)  
 Robert Cox, OL 1985 (1987-93)  
 Duval Love, OL 1984 (1985-91)  
 Gaston Green, RB 1987 (1988-90)  
 Mel Farr, Jr., RB 1987 (1989)  
 James Washington, DB 1987 (1988-89)  
 Michael Young, WR 1984 (1985-88)  
 Craig Rutledge, DB 1986 (1987)  
 Tommy Taylor, LB 1985 (1987)  
 Ricky Coffman, WR 1981 (1982)  
 Wendell Tyler, RB 1976 (1977-82)  
 Frank Corral, PK 1977 (1978-81)  
 Phil McKinney, OL 1975 (1981)  
 Jairo Penaranda, RB 1980 (1981)  
 Don Pederson, TE 1977 (1978)  
 Rob Scribner, RB 1972 (1973-76)  
 Gus Coppins, OL 1977 (1978)  
 Dave Morton, DL 1977 (1978)  
 Bob Pifferini, LB 1971 (1977)  
 Kermit Alexander, DB 1962 (1970-71)  
 Cliff Livingston, LB 1951 (1963-65)  
 Bobby Smith, DB 1961 (1962-65)  
 Andy Von Sonn, LB 1962 (1964)  
 Bob Long, LB 1954 (1960-61)  
 Rommie Loudd, LB 1955 (1960)  
 Trusse Norris, WR 1959 (1960)  
 Jack Ellena, OL 1954 (1955-56)  
 Tom Fears, E 1947 (1948-56)  
 Leon McLaughlin, C 1949 (1951-55)  
 Don Paul, LB 1947 (1948-55)  
 Harry Thompson, G 1949 (1950-54)  
 Jack Myers, FB 1947 (1952)  
 Bob Waterfield, B 1944 (1945-52)  
 Jack Finlay, OL 1942 (1947-51)  
 Kenny Washington, B 1939 (1946-48)  
 Woody Strode, E 1939 (1946)





**BRUINS IN THE NFL**



Del Lyman, T 1940 (1944)  
Joe Keeble, B 1933 (1937)

**MIAMI DOLPHINS**

Jake Brendel, OL 2015 (2016)  
Thomas Duarte, TE 2015 (2016)  
Tab Perry, WR 2004 (2008 IR)  
Brendon Ayanbadejo, LB 1998 (2003-04)  
Jeff Grau, LS 2001 (2003)  
Cade McNown, QB 1998 (2001)  
Karim Abdul-Jabbar, RB 1995 (1996-99)  
Mike Chaleński, DL 1992 (1997)  
Scott Miller, WR 1990 (1991-96)  
Larry Lee, OL 1980 (1985-86)  
Terry Tautolo, LB 1975 (1983)  
John Richardson, DL 1966 (1967-71)

**MINNESOTA VIKINGS**

Kai Forbath, PK 2010 (2016)  
Eric Kendricks, LB 2014 (2015-16)  
Kevin McDermott, LS 2012 (2015-16)  
Anthony Barr, LB 2013 (2014-16)  
Jeff Locke, P 2012 (2013-16)  
Jeff Baca, OG 2012 (2013)  
Mike Harris, OT 2011 (2014-15)  
Chris Kluwe, P 2004 (2005-12)  
Wasswa Serwanga, DB 1997 (2000-01)  
Frank Cornish, OL 1989 (1994)  
Derek Tennell, TE 1986 (1992-93)  
Steve Bono, QB 1984 (1985-86)  
Brent Boyd, OL 1979 (1980-86)  
Fred McNeill, LB 1973 (1974-85)  
John Pentecost, OL 1964 (1967)  
Cliff Livingston, LB 1951 (1962)

**NEW ENGLAND PATRIOTS**

Joseph Fauria, TE 2012 (2015 PS)  
Akeem Ayers, LB 2010 (2014)  
Jarrad Page, S 2005 (2010)  
Bret Lockett, S 2008 (2009, 10 IR, 11 IR)  
Matthew Slater, WR/KR 2007 (2009-16)  
Bruce Davis, OLB 2007 (2009 PS)  
Roman Phifer, LB 1990 (2001-04)  
J.J. Stokes, WR 1994 (2003)  
Ken Kocher, DL 2001 (2002)  
Sale Isaiá, OL 1994 (2000)  
David Richards, OL 1987 (1996)  
Bruce Walker, DL 1992 (1994-95)  
Dion Lambert, DB 1991 (1992-93)  
Tom Ramsey, QB 1982 (1984-88)  
Art Kuehn, OL 1974 (1983)  
John Tautolo, OL 1980 (1981)  
James McAlister, RB 1973 (1978)  
Bob Geddes, LB 1969 (1973-75)  
Bruce Barnes, PK 1972 (1973-74)  
Mike Ballou, LB 1969 (1970)  
Rommie Loudt, LB 1955 (1961-62)  
Hal Smith, DL 1956 (1960)

**NEW ORLEANS SAINTS**

Kai Forbath, PK 2010 (2015)  
Kenyon Coleman, DL 2001 (2013 IR)  
Rodney Leisle, DT 2003 (2004-06, 09)  
Anthony Cobbs, WR 1996 (1997 D)  
Craig Novitsky, OL 1993 (1994-96)  
Othello Henderson, DB 1992 (1993-94)  
Charles Arbuckle, TE 1989 (1990 IR)  
Scott Stauch, RB 1980 (1981)  
Reynaud Moore, DB 1970 (1971)  
Bill Kilmer, QB 1960 (1967-70)

**NEW YORK GIANTS**

Paul Perkins, RB 2015 (2016)  
Owamagbe Odighizuwa, DL 2014 (2015-16)  
Kyle Bosworth, LB 2009 (2013)  
Rodney Leisle, DT 2003 (2008 IR)  
Jason Bell, DB 2000 (2006)



Shaun Williams, DB 1997 (1998-05)  
Brad Daluiso, PK 1990 (1993-00)  
Craig Walendy, RB 1998 (2000)  
Carlton Gray, DB 1992 (1998)  
Tommy Maddox, QB 1991 (1995)  
Mike Sherrard, WR 1985 (1993-95)  
Herb Welch, DB 1984 (1985-88)  
Frank Cephus, RB 1983 (1984-85)  
John Tautolo, OL 1980 (1982-83)  
Gus Coppers, OL 1977 (1979)  
Keith Eck, OL 1977 (1979)  
Cliff Livingston, LB 1953 (1954-61)  
Bill Stits, DB 1953 (1959-61)  
John Herman, DB 1955 (1956)  
Hal Mitchell, OL 1951 (1952)  
Bob Wilkinson, B 1950 (1951-52)  
Leo Cantor, B 1941 (1942)

**NEW YORK JETS**

Shaq Evans, WR 2013 (2014 IR)  
Kahlil Bell, RB 2008 (2012-13)  
Kenyon Coleman, DT 2001 (2007-08)  
Ed Blanton, OT 2005 (2006)  
Dave Ball, DE 2003 (2005-06)  
Craig Bragg, WR 2004 (2005 PS)  
Roman Phifer, LB 1990 (1999-2000)  
Mike Chaleński, DL 1992 (1996)  
Carl Greenwood, DB 1994 (1995-96)  
Marcus Turner, DB 1988 (1992-94)  
Irv Eatman, OL 1982 (1991-92)  
Corwin Anthony, TE 1990 (1991-92 D)  
Reggie Moore, WR 1990 (1991-92 D)  
Dennis Price, DB 1987 (1990-92)  
Freeman McNeil, RB 1980 (1981-92)  
JoJo Townsell, WR 1982 (1985-90)  
David Norrie, QB 1985 (1987)  
Johnny Lynn, DB 1978 (1979-86)  
Levi Armstrong, DB 1977 (1978)  
Ed Galigher, DL 1971 (1972-76)

**OAKLAND RAIDERS**

Tony Dye, DB 2011 (2014 PS)  
David Carter, DL 2010 (2014)  
Justin Medlock, PK 2006 (2013 PS)  
Bruce Davis, LB 2007 (2010)  
Robert Thomas, LB 2001 (2006-08)  
Marques Anderson, S 2001 (2004)  
Larry Atkins, LB 1998 (2003)  
Kenyon Coleman, DL 2001 (2002)  
Eric Turner, DB 1990 (1997-99)  
Robert Cox, OL 1985 (1994-96)  
Eric Ball, RB 1988 (1995)  
Kevin Smith, TE 1991 (1992-95)  
Max Montoya, OL 1978 (1990-94)  
Gaston Green, RB 1987 (1993)  
Jay Schroeder, QB 1980 (1988-92)  
Jerry Robinson, LB 1978 (1985-91)  
Dennis Price, DB 1987 (1988-90)  
Bruce Davis, OL 1978 (1979-87)  
Dokie Williams, WR 1982 (1983-87)  
Dave Dalby, C 1971 (1972-1985)  
Cal Peterson, LB 1973 (1982-83)  
Curt Mohl, OL 1980 (1981)  
Hal Smith, DL 1956 (1961)  
Paul Oglesby, DL 1959 (1960)

**PHILADELPHIA EAGLES**

Malcolm Bunche, OL 2014 (2105 PS)  
Jarrad Page, DB 2005 (2011)  
Matt Ware, CB 2003 (2004-05)  
Freddie Mitchell, WR 2000 (2001-04)  
Norm Johnson, PK 1981 (1999)  
Mike Chaleński, DL 1992 (1993-95)  
Frank Cornish, OL 1989 (1995)  
Marvin Goodwin, DB 1993 (1994)  
Michael Young, WR 1984 (1993)



Paul Richardson, WR 1991 (1993)  
Alan Dial, DB 1987 (1989)  
Jairo Penaranda, RB 1980 (1985)  
Jerry Robinson, LB 1978 (1979-84)  
John Sciarra, DB 1975 (1978-83)  
Wally Henry, WR 1976 (1977-1982)  
Terry Tautolo, LB 1975 (1976-79)  
James McAlister, RB 1973 (1975-76)  
Kermit Alexander, DB 1962 (1972-73)  
Jack Myers, B 1947 (1948-50)  
Mitt Smith, E 1942 (1945)

**PITTSBURGH STEELERS**

Jordan Zumwalt, LB 2013 (2014-15 IR)  
Travis Kirschke, DL 1996 (2004-09)  
Bruce Davis, OLB 2007 (2008)  
Tommy Maddox, QB 1991 (2001-05)  
Kris Farris, OT 1998 (1999 IR)  
Carnell Lake, DB 1988 (1989-98)  
Norm Johnson, PK 1981 (1995-97)  
Duval Love, OL 1984 (1992-94)  
Maury Toy, RB (1991 (1992 D)  
Steve Bono, QB 1984 (1987-88)  
Lupe Sanchez, DB 1983 (1986-88)  
Avon Riley, LB 1980 (1987)  
Blake Wingle, OL 1982 (1983-85)  
Jimmy Allen, DB 1973 (1974-77)  
Paul Cameron, DB 1953 (1954)  
Jerry Shipkey, B 1947 (1948-52)  
Roy Kurrasch, E 1946 (1948)

**SAN DIEGO CHARGERS**

Jeff Baca, OG 2012 (2014)  
Mike Harris, OT 2011 (2012-13)  
Donnie Edwards, LB 1995 (2002-06)  
Dave Ball, DE 2003 (2004-05)  
Vaughn Parker, OL 1993 (1994-03)  
Arnold Ale, LB 1992 (1996)  
David Richards, OL 1987 (1988-92)  
Charles Arbuckle, TE 1989 (1991 D)  
Frank Cornish, OL 1989 (1990-91)  
Joe Goebel, OL 1986 (1987)  
Rick Neuheisel, QB 1983 (1987)  
Allan Ellis, DB 1972 (1981)  
Wes Grant, DL 1969 (1971)  
Gerry McDougall, RB 1955 (1962-64)  
Rommie Loudt, LB 1955 (1960)

**SAN FRANCISCO 49ERS**

Kevin McDermott, LS 2012 (2013)  
Bruce Davis, LB 2007 (2010 PS)  
DeShaun Foster, RB 2001 (2008)  
Drew Olson, QB 2005 (2007)  
Ben Emanuel, S 2004 (2005)  
Matt Stanley, TE 2000 (2004)  
Gabe Crecion, TE 2000 (2004)  
Travis Kirschke, DL 1996 (2003)  
Cade McNown, QB 1998 (2002)  
J.J. Stokes, WR 1994 (1995-02)  
Ken Norton, LB 1987 (1994-00)  
Wasswa Serwanga, DB 1997 (1999)  
Michael Williams, DB 1992 (1995)  
Steve Bono, QB 1984 (1989-93)  
Mike Sherrard, WR 1985 (1989-92)  
Randy Cross, OL 1975 (1976-88)  
Manu Tuiasosopo, DL 1978 (1984-86)  
Wendell Tyler, RB 1976 (1983-86)  
Fulton Kuykendall, LB 1974 (1985)  
Blanchard Montgomery, LB 1982 (1983-85)  
Terry Tautolo, LB 1975 (1980-81)  
Bobby Ferrell, RB 1972 (1976-80)  
James Owens, RB 1978 (1979-80)  
Ed Galigher, DL 1971 (1977-78)  
Jim Johnson, DB 1960 (1961-76)  
Kermit Johnson, RB 1973 (1975-76)



Bill Sandifer, DL 1973 (1974-76)  
Dick Witcher, WR 1965 (1966-73)  
Kermit Alexander, DB 1962 (1963-69)  
Bill Kilmer, QB 1960 (1961-62, 64-66)  
Bill Stits, DB 1953 (1959)  
Bob Mike, OT 1947 (1948-49)

**SEATTLE SEAHAWKS**

Cassius Marsh, DL 2013 (2014 IR, 15-16)  
Derrick Coleman, RB 2011 (2012, PS-13, 14-IR, 15)  
Kevin Brown, RB 2007 (2008 PS)  
Tod McBride, 1998 (2004)  
Chad Overhauser, 1997 (2000)  
Carlton Gray, DB 1992 (1993-96)  
Dion Lambert, DB 1991 (1994-95)  
Matt Werner, DT 1993 (1994 D)  
Arnold Ale, LB 1992 (1993)  
Norm Johnson, PK 1981 (1982-90)  
Kenny Eastley, DB 1980 (1981-87)  
Theotis Brown, RB 1978 (1981-83)  
Manu Tuiasosopo, DL 1978 (1979-83)  
Art Kuehn, OL 1974 (1976-82)  
Efrén Herrera, PK 1973 (1978-81)  
Bill Sandifer, DL 1973 (1977-78)

**TAMPA BAY BUCCANEERS**

Caleb Benenoch, OL 2015 (2016)  
Alterraun Verner, CB 2009 (2014-16)  
Brian Price, DT 2009 (2010-11)  
Ryan Nece, LB 2001 (2002-07)  
Rick Neuheisel, QB 1983 (1987)  
Karl Morgan, DL 1982 (1984-86)  
James Owens, RB 1978 (1981-84)  
Cal Peterson, LB 1973 (1976)

**TENNESSEE TITANS**

Aaron Wallace, LB 2015 (2016)  
Akeem Ayers, LB 2010 (2011-13)  
Alterraun Verner, CB 2009 (2010-13)  
Dave Ball, DE 2003 (2008-09, 12)  
Drew Bennett, WR 2000 (2001-06)  
Skip Hicks, RB 1997 (2001)  
Bruce Davis, OL 1978 (1987-89)  
Karl Morgan, DL 1982 (1986)  
Avon Riley, LB 1980 (1981-86)  
Brian Goodman, OL 1971 (1973-74)  
Chuck Kendall, DB 1958 (1960)

**WASHINGTON REDSKINS**

Kai Forbath, PK 2010 (2012-14)  
Logan Paulsen, TE 2009 (2010-14, 15 IR)  
Terrence Austin, WR 2009 (2010-11)  
Chris Horton, S 2007 (2008-10)  
Ryan Boschetti, DL 2003 (2004-08)  
Manuel White, RB 2004 (2005-06 PS)  
Vaughn Parker, OL 1993 (2004)  
Skip Hicks, RB 1997 (1998-00)  
Marcus Patton, LB 1989 (1995-98)  
Willie Anderson, WR 1987 (1996)  
James Washington, DB 1987 (1995)  
Jim Wahler, DL 1988 (1992-93)  
Herb Welch, DB 1984 (1989)  
Jay Schroeder, QB 1980 (1984-88)  
Rick Walker, TE 1976 (1980-85)  
Keith Eck, OL 1976 (1978)  
Bill Kilmer, QB 1960 (1971-78)  
Mitch Johnson, OL 1964 (1966-68, 72)  
Gary Beban, QB 1967 (1968-69)  
Jim Steffen, DB 1958 (1961-65)  
Bill Stits, DB 1953 (1959)  
Jack Sommers, C 1940 (1947)  
Bob McChesney, E 1935 (1937-42)

NOTE --- Name, Pos., Last Year Lettered at UCLA  
(Years on NFL roster)



**UCLA'S ALL-PRO SELECTIONS** (as chosen by Associated Press)

Year	Name	Team/Position	NFL Team
2016	Matthew Slater	1st Team/Special Teams	New England Patriots
2013	Alterraun Verner	2nd Team/CB	Tennessee Titans
2011	Maurice Jones-Drew	1st Team/RB	Jacksonville Jaguars
2006	Jonathan Ogden	2nd Team/LT	Baltimore Ravens
2004	Jonathan Ogden	2nd Team/LT	Baltimore Ravens
	Donnie Edwards	2nd Team/LB	San Diego Chargers
2003	Jonathan Ogden	1st Team/LT	Baltimore Ravens
2002	Jonathan Ogden	1st Team/LT	Baltimore Ravens
	Donnie Edwards	2nd Team/MLB	San Diego Chargers
2001	Jamir Miller	1st Team/DE-LB	Cleveland Browns
	Jonathan Ogden	2nd Team/LT	Baltimore Ravens
2000	Jonathan Ogden	1st Team/LT	Baltimore Ravens
1999	Carnell Lake	2nd Team/FS	Jacksonville Jaguars
	Jonathan Ogden	2nd Team/LT	Baltimore Ravens
1998	Jonathan Ogden	2nd Team/LT	Baltimore Ravens
1997	Carnell Lake	1st Team/SS	Pittsburgh Steelers
	Jonathan Ogden	1st Team/LT	Baltimore Ravens
1995	Carnell Lake	2nd Team/SS	Pittsburgh Steelers
1994	Eric Turner	1st Team/FS	Cleveland Browns
	Carnell Lake	2nd Team/SS	Pittsburgh Steelers
1993	Norm Johnson	2nd Team/K	Atlanta Falcons
	Ken Norton	2nd Team/MLB	Dallas Cowboys
1990	Luis Sharpe	2nd Team/LT	Arizona Cardinals
1989	Max Montoya	2nd Team/RG	Cincinnati Bengals
1988	Luis Sharpe	2nd Team/LT	Arizona Cardinals
1986	Randy Cross	2nd Team/RG	San Francisco 49ers
1985	Kenny Easley	1st Team/SS	Seattle Seahawks
1984	Kenny Easley	1st Team/SS	Seattle Seahawks
	Randy Cross	2nd Team/RG	San Francisco 49ers
1982	Freeman McNeil	1st Team/RB	New York Jets
1981	Randy Cross	2nd Team/RG	San Francisco 49ers
	Jerry Robinson	2nd Team/ROLB	Philadelphia Eagles
1980	Jerry Robinson	2nd Team/ROLB	Philadelphia Eagles
1979	Frank Corral	2nd Team/K	Los Angeles Rams
1978	Efren Herrera	1st Team/K	Dallas Cowboys
1977	Efren Herrera	2nd Team/K	Dallas Cowboys
1972	Jimmy Johnson	1st Team/LCB	San Francisco 49ers
1971	Jimmy Johnson	1st Team/LCB	San Francisco 49ers
1970	Jimmy Johnson	1st Team/LCB	San Francisco 49ers
1969	Jimmy Johnson	1st Team/LCB	San Francisco 49ers
1966	Jimmy Johnson	2nd Team/LCB	San Francisco 49ers
1965	Jimmy Johnson	2nd Team/LCB	San Francisco 49ers
1957	Milt Davis	1st Team/RDH	Baltimore Colts
1955	Tom Fears	2nd Team/LE	Los Angeles Rams
1953	Don Paul	1st Team/RLB	Los Angeles Rams
1952	Jerry Shipkey	1st Team/LLB	Pittsburgh Steelers
	Don Paul	2nd Team/RLB	Los Angeles Rams
1951	Jerry Shipkey	1st Team/RLB	Pittsburgh Steelers
1950	Tom Fears	1st Team/LE	Los Angeles Rams
	Bob Waterfield	2nd Team/K-P-QB	Los Angeles Rams
1949	Bob Waterfield	1st Team/K-P-QB	Los Angeles Rams
	Tom Fears	2nd Team/LE	Los Angeles Rams
1946	Bob Waterfield	1st Team/K-P-QB	Los Angeles Rams
1945	Bob Waterfield	1st Team/K-P-QB	Cleveland Rams

**UCLA'S NFL ALL-DECADE TEAM SELECTIONS**

Years	Name	Position	NFL Team
2000's	Jonathan Ogden	Left Tackle	Baltimore Ravens
1990's	Carnell Lake	Safety	Pittsburgh Steelers, Jacksonville Jaguars
1980's	Kenny Easley	Safety	Seattle Seahawks
1970's	Jimmy Johnson	Cornerback	San Francisco 49ers
1950's	Tom Fears	End	Los Angeles Rams
1940's	Bob Waterfield	Quarterback	Cleveland Rams, Los Angeles Rams

**UCLA'S NFL PRO BOWL PLAYERS** (dating to 1970)

Year	Name	Team/Position	NFL Team
2016	Anthony Barr	LB	Minnesota Vikings
	Matthew Slater	WR/Special Teams	New England Patriots
2015	Matthew Slater	WR/Special Teams	New England Patriots
2014	Matthew Slater	WR/Special Teams	New England Patriots
2013	Matthew Slater	WR/Special Teams	New England Patriots
	Alterraun Verner	CB	Tennessee Titans
2012	Matthew Slater	WR/Special Teams	New England Patriots
2011	Maurice Jones-Drew	RB	Jacksonville Jaguars
	Matthew Slater	WR/Special Teams	New England Patriots
2010	Maurice Jones-Drew	RB	Jacksonville Jaguars
	Mercedes Lewis	TE	Jacksonville Jaguars
2009	Maurice Jones-Drew	RB	Jacksonville Jaguars
2008	Brendon Ayanbadejo	LB	Baltimore Ravens
2007	Brendon Ayanbadejo	LB	Chicago Bears
	Jonathan Ogden	OT	Baltimore Ravens
2006	Brendon Ayanbadejo	LB	Chicago Bears
	Jonathan Ogden	OT	Baltimore Ravens
2005	Jonathan Ogden	OT	Baltimore Ravens
2004	Jonathan Ogden	OT	Baltimore Ravens
2003	Mike Flanagan	C	Green Bay Packers
	Jonathan Ogden	OT	Baltimore Ravens
2002	Donnie Edwards	LB	San Diego Chargers
	Jonathan Ogden	OT	Baltimore Ravens
2001	Jamir Miller	LB	Cleveland Browns
	Jonathan Ogden	OT	Baltimore Ravens
2000	Jonathan Ogden	OT	Baltimore Ravens
1999	Carnell Lake	S	Jacksonville Jaguars
	Jonathan Ogden	OT	Baltimore Ravens
1998	Jonathan Ogden	OT	Baltimore Ravens
1997	Carnell Lake	S	Pittsburgh Steelers
	Ken Norton, Jr.	LB	San Francisco 49ers
	Jonathan Ogden	OT	Baltimore Ravens
1996	Troy Aikman	QB	Dallas Cowboys
	Carnell Lake	S	Pittsburgh Steelers
1995	Troy Aikman	QB	Dallas Cowboys
	Steve Bono	QB	Kansas City Chiefs
	Carnell Lake	S	Pittsburgh Steelers
	Ken Norton, Jr.	LB	San Francisco 49ers
	Mark Tuinei	OT	Dallas Cowboys
1994	Troy Aikman	QB	Dallas Cowboys
	Carnell Lake	S	Pittsburgh Steelers
	DuVal Love	OG	Pittsburgh Steelers
	Mark Tuinei	OT	Dallas Cowboys
1993	Troy Aikman	QB	Dallas Cowboys
	Max Montoya	OG	Oakland Raiders
	Ken Norton, Jr.	LB	Dallas Cowboys
1992	Troy Aikman	QB	Dallas Cowboys
1991	Troy Aikman	QB	Dallas Cowboys
	Gaston Green	RB	Denver Broncos
1989	Max Montoya	OG	Cincinnati Bengals
	Luis Sharpe	OT	Arizona Cardinals
1988	Max Montoya	OG	Cincinnati Bengals
	Luis Sharpe	OT	Arizona Cardinals
1987	Kenny Easley	S	Seattle Seahawks
	Luis Sharpe	OT	St. Louis Cardinals
1986	Max Montoya	OG	Cincinnati Bengals
	Jay Schroeder	QB	Washington Redskins
1985	Kenny Easley	S	Seattle Seahawks
	Freeman McNeil	RB	New York Jets
1984	Randy Cross	OG	San Francisco 49ers
	Kenny Easley	S	Seattle Seahawks
	Norm Johnson	K	Seattle Seahawks
	Freeman McNeil	RB	New York Jets
	Wendell Tyler	RB	San Francisco 49ers
1983	Kenny Easley	S	Seattle Seahawks
1982	Randy Cross	OG	San Francisco 49ers
	Kenny Easley	S	Seattle Seahawks
	Freeman McNeil	RB	New York Jets
1979	Wally Henry	Kick Ret.	Philadelphia Eagles
1978	Frank Corral	K	Los Angeles Rams
1977	Dave Dalby	C	Oakland Raiders
	Efren Herrera	K	Dallas Cowboys
1974	Jimmy Johnson	CB	San Francisco 49ers
1972	Jimmy Johnson	CB	San Francisco 49ers
1971	Jimmy Johnson	CB	San Francisco 49ers
1970	Jimmy Johnson	CB	San Francisco 49ers



#51 Randy Cross (photo courtesy of San Francisco 49ers)

## BRUINS IN THE NFL

### UCLA'S NFL DRAFT HISTORY

Player, Pos.	Rd.-Pick	Team
1936		
Chuck Cheshire, B	2-17	Detroit Lions
1937		
Fred Funk, B	7-62	Brooklyn Tigers
1939		
John Ryland, C	14-123	Cleveland Rams
1941		
Jack Sommers, C	11-92	Chicago Cardinals
Del Lyman, T	14-126	Green Bay Packers
1943		
Ken Snelling, E	7-58	Green Bay Packers
Al Solari, B	9-75	Cleveland Rams
Chuck Fears, T	27-251	Detroit Lions
1944		
Bob Waterfield, B	5-42	Cleveland Rams
George Phillips, B	8-74	Philadelphia Eagles
Jack Lescoulie, G	12-112	Detroit Lions
Dave Brown, E	20-204	Washington Redskins
Milt Smith, DB	23-234	Philadelphia Eagles
1945		
Vic Smith, B	10-97	New York Giants
Tom Fears, E	11-103	Cleveland Rams
Jack Boyd, B	12-116	Chicago Bears
Bill Chambers, T	13-129	Philadelphia Eagles
Don Malmberg, B	22-221	Pittsburgh Steelers
1946		
Cal Rossi, B (voided pick; not eligible for draft)	1-9	Washington Redskins
Don Paul, C	5-40	Los Angeles Rams
George Robotham, E	7-57	Philadelphia Eagles
Don Malmberg, T	20-187	Detroit Lions
Bill Stiers, B	22-205	New York Giants
Bob Hansen, E	28-263	Pittsburgh Steelers
Al Sparlis, G	30-286	Green Bay Packers
1947		
Cal Rossi, B	1-4	Washington Redskins
Ernie Case, B	1-6	Green Bay Packers
Burr Baldwin, E	3-20	Green Bay Packers
Don Paul, C	3-21	Los Angeles Rams
Jerry Shipkey, FB	8-58	Pittsburgh Steelers
Roy Kurrasch, E	9-68	Washington Redskins
Mike Dimitro, G	13-113	Los Angeles Rams
Bernie Reiges, B	20-183	Los Angeles Rams
Leon McLaughlin, C	21-193	Los Angeles Rams
1947 AAFC		
Ernie Case, B	Special	Miami
Burr Baldwin, E	1-5	Los Angeles Dons
Jerry Shipkey, B	2-13	Los Angeles Dons
Cal Rossi, B	4-29	Los Angeles Dons
Don Malmberg, T	6-41	Miami
Don Paul, C	8-61	Los Angeles Dons
Mike Dimitro, G	11-85	Los Angeles Dons
1948		
Jack Meyers, B	5-33	Philadelphia Eagles
1948 AAFC		
Phil Timsley, E	22-146	Chicago Rockets
Al Hoisch, B	28-194	Chicago Rockets
Leon McLaughlin, C	29-205	Los Angeles Dons
Bill Clements, E	30-216	New York Yanks
1949		
Bill Clements, E	22-218	Washington Redskins
1949 AAFC		
Art Steffen, B	16-122	Los Angeles Dons
George Pastre, T	28-184	Los Angeles Dons
1950		
Bob Wilkinson, E	10-124	New York Giants
Ernie Johnson, B	10-131	Philadelphia Eagles
1951		
Bob Watson, E	18-215	New York Yanks
James Stroschein, E	24-287	New York Yanks
Howie Hansen, B	28-334	Pittsburgh Steelers

1952		
Hal Mitchell, T	14-167	New York Giants
Joe Marvin, B	19-223	Washington Redskins
1953		
Donn Moomaw, C	1-9	Los Angeles Rams
Chuck Doud, G	12-144	Los Angeles Rams
Jack Ellena, T	19-228	Los Angeles Rams
Ike Jones, E	25-295	Green Bay Packers
Ernie Stockert, E	25-298	San Francisco 49ers
Joe Sabol, B	28-326	Baltimore Colts
1954		
Bill Stits, B	4-44	Detroit Lions
Paul Cameron, B	8-91	Pittsburgh Steelers
Milt Davis, B	8-97	Detroit Lions
Pete O'Garro, E	9-100	New York Giants
1955		
Bob Long, B	2-18	Los Angeles Rams
Jim Salsbury, G	2-24	Detroit Lions
Joe Ray, T	11-127	Los Angeles Rams
1956		
Johnny Hermann, B	10-117	New York Giants
Jim Decker, B	11-132	Los Angeles Rams
Gil Moreno, T	12-142	Washington Redskins
Tom Adams, E	17-202	Chicago Bears
Jim Brown, G	18-210	Chicago Cardinals
John Smith, B	19-226	Chicago Bears
Sam Brown, B	22-265	Cleveland Browns
Bob Davenport, B	25-301	Cleveland Browns
Hardiman Cureton, T	26-312	Los Angeles Rams
Rommie Loudd, E	26-304	San Francisco 49ers
Doug Peters, B	29-338	Detroit Lions
1957		
Don Shinnick, LB	2-20	Baltimore Colts
Ronnie Knox, QB	3-37	Chicago Bears
Hal Smith, B	18-214	Chicago Cardinals
Pat Pinkston, E	21-243	Los Angeles Rams
1958		
Bill Mason, B	14-163	Los Angeles Rams
Jim Matheny, C	20-231	Chicago Cardinals
Phil Parslow, B	23-274	Baltimore Colts
Esker Harris, G	26-302	Green Bay Packers
1959		
Kirk Wilson, B	9-106	Cleveland Browns
Jim Steffen, B	13-149	Detroit Lions
Bill Leeka, T	17-199	Pittsburgh Steelers
Craig Chudy, E	24-282	San Francisco 49ers
Rafer Johnson, B	28-333	Los Angeles Rams
1960		
Marv Luster, E	9-97	Los Angeles Rams
Paul Oglesby, T	10-113	Chicago Cardinals
1960 AFL		
Ray Smith, FB	1st pick	Minneapolis
Paul Oglesby, T	2nd pick	Houston Oilers
Marv Luster, E	2nd pick	Buffalo Bills
1961		
Jim Johnson, B	1-6	San Francisco 49ers
Billy Kilmer, B	1-11	San Francisco 49ers
Bobby Smith, B	7-88	Los Angeles Rams
1961 AFL		
Jimmy Johnson, HB	4-31	Los Angeles Chargers
Billy Kilmer, HB/QB	5-39	Los Angeles Chargers
Gene Gaines, HB	21-167	Los Angeles Chargers
Bobby Smith, HB	26-205	New York Titans (Jets)
1962		
Marshall Shirk, T	9-114	Minnesota Vikings
Andy Von Sonn, C	14-189	Chicago Bears
Foster Anderson, T	20-268	Los Angeles Rams
1962 AFL		
Marshall Shirk, T	9-67	Dallas Texans(KC Chiefs)
Andy Von Sonn, C	27-210	Denver Broncos
Player, Pos.	Rd.-Pick	Team
1963		
Kermit Alexander, B	1-8	San Francisco 49ers
Mel Profit, E	9-113	Los Angeles Rams

## BRUINS IN THE NFL

1963 AFL		
Kermit Alexander, B	1-5	Denver Broncos
Mel Profit, E	16-128	Kansas City Chiefs
Tony Fiorentino, G	19-145	Oakland Raiders
1964		
Al Geverink, HB	8-101	Dallas Cowboys
Kent Francisco, T	14-196	Chicago Bears
1964 AFL		
Kent Francisco, T	24-191	Oakland Raiders
1965		
Mitch Johnson, T	17-229	Dallas Cowboys
1966		
Dick Witcher, E	8-119	San Francisco 49ers
1967		
Mel Farr, HB	1-7	Detroit Lions
John Richardson, DT	9-216	Miami Dolphins
1968		
Gary Beban, QB	2-30	Los Angeles Rams
Larry Slagle, OG	11-285	St. Louis Cardinals
Don Manning, LB	17-436	Cincinnati Bengals
1969		
Larry Agajanian, DT	7-168	Green Bay Packers
Ron Copeland, FL	7-169	Chicago Bears
Harold Busby, WR	14-362	Oakland Raiders
1970		
George Farmer, WR	3-54	Chicago Bears
Mike Ballou, LB	3-56	Boston Patriots
Wes Grant, DE	4-97	New York Giants
Greg Jones, RB	5-129	Minnesota Vikings
Bill Bolden, RB	9-216	Cincinnati Bengals
Zenon Andrusyshyn, PK	9-231	Dallas Cowboys
Gordon Bosserman, T	10-258	Oakland Raiders
Bob Geddes, LB	14-360	Los Angeles Rams
1971		
Tim Oesterling, DT	10-253	Oakland Raiders
Bruce Bergey, DE	14-354	Kansas City Chiefs
1972		
Ed Galigher, DE	4-89	New York Jets
Dave Dalby, C	4-100	Oakland Raiders
Bob Christiansen, TE	5-125	Los Angeles Rams
Bob Pifferini, LB	6-133	Chicago Bears
1973		
Allan Ellis, DB	5-107	Chicago Bears
Bruce Walton, OT	5-126	Dallas Cowboys
Brad Lyman, WR	12-287	Houston Oilers
Bruce Barnes, P	12-290	New England Patriots
John Smith, WR	13-332	Dallas Cowboys
Reggie Echols, WR	15-386	Green Bay Packers
1974		
Bill Sandifer, DT	1-10	San Francisco 49ers
Fred McNeill, LB	1-17	Minnesota Vikings
Cal Peterson, LB	3-72	Dallas Cowboys
Al Oliver, OT	3-76	Los Angeles Rams
Jimmy Allen, DB	4-100	Pittsburgh Steelers
James McAlister, RB	6-148	Oakland Raiders
James Bright, DB	6-151	Dallas Cowboys
Kermit Johnson, RB	7-166	San Francisco 49ers
Efren Herrera, PK	7-169	Detroit Lions
Ed Kezirian, OT	11-281	Cincinnati Bengals
Gerry Roberts, DE	11-286	Miami Dolphins
Roger Freberg, OG	12-310	Los Angeles Rams
1975		
Fulton Kuykendall, LB	6-132	Atlanta Falcons
Eugene Clark, OG	9-222	Pittsburgh Steelers
Art Kuehn, C	15-384	Washington Redskins
Myke Horton, OT	17-428	New England Patriots
1976		
Cliff Frazier, DT	2-41	Kansas City Chiefs
Randy Cross, C	2-42	San Francisco 49ers
John Sciarra, DB	4-103	Chicago Bears
Phil McKinnely, OT	9-246	Atlanta Falcons
Norm Andersen, WR	11-299	Chicago Bears
Terry Tautolo, LB	13-353	Philadelphia Eagles
Brett White, PK	15-412	Philadelphia Eagles
Dale Curry, LB	15-430	Dallas Cowboys
1977		
Wendell Tyler, RB	3-79	Los Angeles Rams
Rick Walker, TE	4-85	Cincinnati Bengals
Ray Burks, LB	12-318	Kansas City Chiefs
1978		
Frank Corral, P	3-78	Los Angeles Rams
Levi Armstrong, DB	7-169	New York Jets
Homer Butler, WR	8-222	Dallas Cowboys
Gus Coppins, OT	12-330	Los Angeles Rams
1979		
Manu Tuiaosopo, DT	1-18	Seattle Seahawks
Jerry Robinson, LB	1-21	Philadelphia Eagles
James Owens, WR	2-29	San Francisco 49ers
Theotis Brown, RB	2-35	St. Louis Cardinals
Johnny Lynn, DB	4-98	New York Jets
Max Montoya, OT	7-168	Cincinnati Bengals
Bruce Davis, OT	11-294	Oakland Raiders
1980		
Brent Boyd, C	3-68	Minnesota Vikings
1981		
Freeman McNeil, RB	1-3	New York Jets
Kenny Easley, DB	1-4	Seattle Seahawks
Larry Lee, OG	5-129	Detroit Lions
Avon Riley, LB	9-243	Houston Oilers
Curt Mohl, OT	9-248	Oakland Raiders
Ronnie DeBose, TE	11-286	San Francisco 49ers
Jairo Penaranda, RB	12-328	Los Angeles Rams
1982		
Luis Sharpe, OT	1-16	St. Louis Cardinals
Tim Wrightman, TE	3-62	Chicago Bears
Martin Moss, DE	8-208	Detroit Lions
Joe Gary, DT	9-249	Dallas Cowboys
Ricky Coffman, SE	11-285	Los Angeles Rams
1983		
Blanchard Montgomery, LB	3-59	San Francisco 49ers
Jojo Townsell, WR	3-78	New York Jets
Jimmy Turner, DB	3-81	Cincinnati Bengals
Dokie Williams, WR	5-138	Los Angeles Raiders
Irv Eatman, OT	8-204	Kansas City Chiefs
Blake Wingle, OG	9-244	Pittsburgh Steelers
Tom Ramsey, QB	10-267	New England Patriots
1984		
Don Rogers, DB	1-18	Cleveland Browns
Jay Schroeder, QB	3-83	Washington Redskins
Frank Cephus, RB	11-283	New York Giants
Steve Gemza, OT	11-302	Seattle Seahawks
Harper Howell, TE	12-319	New England Patriots
	*Supplemental Draft 1984	
Paul Bergmann, TE	1-8	Indianapolis Colts
Kevin Nelson, RB	2-30	Tampa Bay Buccaneers
Lupe Sanchez, DB	2-34	Kansas City Chiefs
Doug West, LB	3-71	Cleveland Browns
1985		
Steve Bono, QB	6-142	Minnesota Vikings
Mike Young, WR	6-161	Los Angeles Rams
Ron Pitts, DB	7-169	Buffalo Bills
Duval Love, OT	10-274	Los Angeles Rams
Neal Dellocono, LB	11-297	Dallas Cowboys
Herb Welch, DB	12-326	New York Giants
1986		
Mike Sherrard, SE	1-18	Dallas Cowboys
John Lee, PK	2-32	St. Louis Cardinals
Mark Walen, DT	3-74	Dallas Cowboys
Tommy Taylor, LB	4-97	San Diego Chargers
Robert Cox, OT	6-144	Los Angeles Rams
Steve Jarecki, LB	8-195	Los Angeles Rams
David Norrie, QB	11-291	Seattle Seahawks
Player, Pos.	Rd.-Pick	Team
1987		
Derek Tennell, TE	7-185	Seattle Seahawks
Chuckie Miller, CB	8-200	Indianapolis Colts
Joe Goebel, C	11-283	San Diego Chargers
Marcus Greenwood, FB	12-310	San Diego Chargers
1988		
Gaston Green, TB	1-14	Los Angeles Rams
Ken Norton, LB	2-41	Dallas Cowboys
Willie Anderson, SE	2-46	Los Angeles Rams
David Richards, OT	4-98	San Diego Chargers

## BRUINS IN THE NFL

Dennis Price, CB	5-131	Los Angeles Raiders
James Washington, S	5-137	Los Angeles Rams
James Primus, FB	9-222	Atlanta Falcons
Mel Farr, FB	9-248	Denver Broncos
Paco Craig, SE	10-254	Detroit Lions
Ben Hummel, OLB	12-317	Dallas Cowboys

1989		
Troy Aikman, QB	1-1	Dallas Cowboys
Carnell Lake, LB	2-34	Pittsburgh Steelers
Eric Ball, TB	2-35	Cincinnati Bengals
Darryl Henley, CB	2-53	Los Angeles Rams
Jim Wahler, NG	4-94	Phoenix Cardinals
Marcus Turner, CB	11-283	Kansas City Chiefs
Eric Smith, LB	12-326	New York Giants

1990		
Charles Arbuckle, TE	5-125	New Orleans Saints
Frank Cornish, C	6-143	San Diego Chargers
Marv Patton, OLB	8-208	Buffalo Bills
Mike Lodish, DT	10-265	Buffalo Bills
Kirk Maggio, P	12-325	Green Bay Packers

1991		
Eric Turner, FS	1-2	Cleveland Browns
Roman Phifer, OLB	2-31	Los Angeles Rams
Randy Austin, TE	8-199	Atlanta Falcons
Scott Miller, WR	9-246	Miami Dolphins
Rocen Keeton, OLB	11-288	New York Jets

1992		
Tommy Maddox, QB	1-25	Denver Broncos
Dion Lambert, CB	4-90	New England Patriots
Maury Toy, RB	5-113	Indianapolis Colts
Matt Darby, SS	5-139	Buffalo Bills
James Malone, ILB	6-148	Tampa Bay Buccaneers
Kevin Smith, FB	7-185	Los Angeles Raiders

1993		
Carlton Gray, CB	2-30	Seattle Seahawks
Sean LaChapelle, WR	5-122	Los Angeles Rams
Kevin Williams, RB	5-126	Denver Broncos
Othello Henderson, FS	7-193	New Orleans Saints

1994		
Jamir Miller, OLB	1-10	Arizona Cardinals
Bruce Walker, DL	2-37	Philadelphia Eagles
Vaughn Parker, OT	2-63	San Diego Chargers
Craig Novitsky, OG	5-143	New Orleans Saints
Marvin Goodwin, SS	5-144	Philadelphia Eagles

1995		
J.J. Stokes, WR	1-10	San Francisco 49ers
Carl Greenwood, CB	5-142	New York Jets

1996		
Jonathan Ogden, OT	1-4	Baltimore Ravens
Karim Abdul-Jabbar, TB	3-80	Miami Dolphins
Mike Flanagan, C	3-90	Green Bay Packers
Donnie Edwards, LB	4-98	Kansas City Chiefs

1998		
Shaun Williams, FS	1-24	New York Giants
Skip Hicks, TB	3-69	Washington Redskins
Chad Overhauser, OT	7-217	Chicago Bears

1999		
Cade McNown, QB	1-12	Chicago Bears
Kris Farris, OT	3-74	Pittsburgh Steelers
Larry Atkins, S	3-84	Kansas City Chiefs

2000		
Danny Farmer, WR	4-103	Pittsburgh Steelers

2001		
Freddie Mitchell, WR	1-25	Philadelphia Eagles

2002		
Robert Thomas, LB	1-31	St. Louis Rams
DeShaun Foster, TB	2-34	Carolina Panthers
Marques Anderson, S	3-92	Green Bay Packers
Kenyon Coleman, DE	5-147	Oakland Raiders
Bryan Fletcher, TE	6-210	Chicago Bears
Jeff Grau, LS	7-230	Washington Redskins

2003		
Mike Seidman, TE	3-76	Carolina Panthers
Ricky Manning, Jr., CB	3-82	Carolina Panthers

2004		
Matt Ware, DB	3-89	Philadelphia Eagles
Brandon Chillar, LB	4-130	St. Louis Rams
Dave Ball, DE	5-133	San Diego Chargers
Rodney Leisle, DT	5-139	New Orleans Saints

2005		
Manuel White Jr., RB	4-120	Washington Redskins
Ben Emanuel II, S	5-171	Carolina Panthers
Tab Perry, WR	6-190	Cincinnati Bengals
Craig Bragg, WR	6-195	Green Bay Packers

2006		
Marcedes Lewis, TE	1-28	Jacksonville Jaguars
Maurice Jones-Drew, RB	2-60	Jacksonville Jaguars
Jarrad Page, S	7-228	Kansas City Chiefs

2007		
Justin Medlock, PK	5-160	Kansas City Chiefs

2008		
Bruce Davis, DE	3-88	Pittsburgh Steelers
Matthew Slater, KR/S	5-153	New England Patriots
Chris Horton, SS	7-249	Washington Redskins

2010		
Brian Price, DT	2-35	Tampa Bay Buccaneers
Alterraun Verner, CB	4-104	Tennessee Titans
Terrence Austin, WR/KR	7-219	Washington Redskins

2011		
Akeem Ayers, LB	2-39	Tennessee Titans
Rahim Moore, FS	2-45	Denver Broncos
David Carter, DT	6-184	Arizona Cardinals

2013		
Datone Jones, DE	1-26	Green Bay Packers
Johnathan Franklin, RB	4-125	Green Bay Packers
Jeff Locke, P	5-155	Minnesota Vikings
Jeff Baca, OG	6-196	Minnesota Vikings

2014		
Anthony Barr, LB	1-9	Minnesota Vikings
Xavier Su'a-Filo, OL	2-33	Houston Texans
Cassius Marsh, DL	4-108	Seattle Seahawks
Shaq Evans, WR	4-115	New York Jets
Jordan Zumwalt, LB	6-192	Pittsburgh Steelers

2015		
Eric Kendricks, LB	2-45	Minnesota Vikings
Owamagbe Odighizuwa, DL	3-74	New York Giants
Brett Hundley, QB	5-147	Green Bay Packers

2016		
Kenny Clark, DL	1-27	Green Bay Packers
Myles Jack, LB	2-36	Jacksonville Jaguars
Caleb Benenoch, OL	5-148	Tampa Bay Buccaneers
Paul Perkins, RB	5-149	New York Giants
Jordan Payton, WR	5-154	Cleveland Browns
Aaron Wallace, LB	7-222	Tennessee Titans
Thomas Duarte, TE	7-231	Miami Dolphins
Devin Fuller, WR	7-238	Atlanta Falcons

2017		
Takkarist McKinley, DL	1-26	Atlanta Falcons
Fabian Moreau, DB	3-81	Washington Redskins
Eddie Vanderdoes, DL	3-88	Oakland Raiders
Jayon Brown, LB	5-155	Tennessee Titans
Conor McDermott, OL	6-211	New England Patriots