




UCF **KNIGHTS**

2017 FOOTBALL MEDIA GUIDE



CHARGE ON



At OUC – *The Reliable One*, we know our community runs on more than just electricity. That's why, as the hometown utility, we lead the charge with reliability, sustainability and community involvement—proudly supporting our hometown team.

Go, Knights!



The Reliable One

[WWW.OUC.COM](http://www.ouc.com)



- 2** MEDIA INFORMATION
- 3** ROSTER
- 4** SCHEDULE
- 5** THE AMERICAN
- 6** ABOUT UCF
- 8** SPECTRUM STADIUM
- 9** FACILITIES & ACADEMICS
- 10** POSITION PREVIEWS
- 21** HEAD COACH SCOTT FROST
- 23** ASSISTANT COACHES
- 32** UCF STAFF
- 38** PLAYER BIOS
- 63** STATS REVIEW
- 67** YEAR-BY-YEAR RESULTS/STATS
- 86** HONORS & AWARDS
- 93** ALL-TIME LETTERMEN
- 97** UCF BOWL HISTORY
- 105** KNIGHTS IN THE PROS
- 111** UCF ON TELEVISION
- 113** FLORIDA CITRUS BOWL
- 115** ALL-TIME RECORD BOOK



QUICK FACTS

GENERAL INFORMATION

Location	Orlando, Fla. 32816
Founded	1963
Enrollment	64,000+
Nickname	Knights
Colors	Black & Gold
Stadium	Spectrum Stadium (44,206)
Surface	419 Bermuda Grass
Conference	American Athletic
President	Dr. John C. Hitt
Director of Athletics	Dr. Daniel J. White
Exec Associate AD/FB Admin	David Hansen
NCAA Faculty Rep.	Manoj Chopra
Ticket Office Phone	407-UCF-1000

TEAM INFORMATION

Head Coach	Scott Frost
Basic Offense	Spread
Basic Defense	Multiple
Letterwinners R/L	42/26
Offense	21/9
Defense	18/15
Special Teams (inc. returners)	3/2
Starters R/L	15/11
Offense	9/2
Defense	4/7
Special Teams (inc. returners)	2/2
First Year of Football/FBS	1979/1996
Overall Record	230-209-1 (.524)
FBS Era Record	133-123 (.520)

MEDIA SERVICES



Covering UCF

Interview Policy

UCF student-athletes and coaches will be available to the media during the season, but all interviews must be coordinated through the UCF Athletics Communications Office.

Please do not attempt to contact players, coaches or other team personnel directly by any means of communication, including personal phone numbers, email addresses and social networking accounts.

Post-practice interview requests must be submitted to UCF Athletics Communications by 9 a.m. that day.

Head Coach Scott Frost

Head coach Scott Frost will be available for interviews during the season. The ideal interview window for Frost is each Monday as UCF holds a weekly press conference at each game week. Frost is also available following Thursday practices.

Practices

UCF football practices are closed unless opened by the head coach.

Fall Preseason

Coach Frost will be available on specified days through preseason camp, as will the coordinators. The remaining assistant coaches and all student-athletes will be available each day. A detailed schedule will be provided in advance.

Fall Regular Season

Beginning on the first day of the fall semester and continuing throughout the season during Saturday game weeks, post-practice interviews with players and assistant coaches will take place on Tuesdays and Wednesdays. Coach Frost will be available at Monday's press conference and after Thursday practices.

Postgame Interviews

Frost and selected student-athletes will meet the media approximately 10 minutes after the conclusion of the game. UCF's locker room is closed to the media. Frost and the selected student-athletes will be escorted to the Steve and Brenda Sloan Postgame Media Room at Spectrum Stadium, adjacent to the UCF locker room. Frost will address the media first, followed by the student-athletes.

For road games, interviews will take place in a designated interview room or outside the locker room.

Credits

The 2017 UCF Football Yearbook was written, edited and designed by Andy Seeley and Daniel Forcella. Editorial assistance provided by Megan Herboth and Nate Blythe. Outside covers designed by Carlos Phillips. Photography provided by Brad

UCF Athletics Communications



Andy **SEELEY**
Assoc. A.D./Sixth Year
O: 407-823-2729
E: aseeley@athletics.ucf.edu



Megan **HERBOTH**
Assoc. Dir./Fourth Year
O: 407-823-0994
E: mherboth@athletics.ucf.edu



Nate **BLYTHE**
Asst. Dir./Fourth Year
O: 407-823-6489
E: nblythe@athletics.ucf.edu



Daniel **FORCELLA**
Director/Third Year
O: 407-823-2142
E: dforcella@athletics.ucf.edu



Ian **MACDOUGALL**
Asst. Dir./First Year
O: TBA
E: imacougall@athletics.ucf.edu

Credentials

UCF Athletics Credential Policy

All football credentials are a revocable license for admission. UCF Athletics reserves the right to refuse, revoke or terminate this license at any time. Your acceptance of accreditation and subsequent use of the credential is expressly conditional upon, but not limited to, the following:

- UCF Athletics and its rights holders own all copyrights, intellectual property rights and proprietary rights for images, sound and data ensuing from or during UCFAA home athletics contests.
- The unauthorized commercial use of photographs, video or audio emanating from UCF Athletics home contests is forbidden.
- The holder of this credential voluntarily assumes all risks of property loss and personal injury arising during its use.
- Photo or video images taken during UCF Athletics home sporting events may only be used in conjunction and for the purpose of the approved credential grant.
- Any secondary use of any picture, audio description, film/tape or drawing of the game taken or made by the accredited organization or individual to whom this credential has been issued is prohibited without prior specific written approval of UCF Athletics.
- The granted credentials are not transferable.

UCF Athletics specifically reserves the right to alter, amend, revise or in anyway change the terms of this license without advance notice to the holder, and such changes may not be reflected on the credential.

Photo Credential Requests

Only photographers shooting for accredited news agencies, or for UCF, will be issued credentials. Photographers will pick up their credentials at the media call area located at Gate 18. The photographer will receive an arm band that will also serve as their working credential. Photographers are allowed to shoot behind the north and south end zones and on the sidelines, but will not be permitted in the team area between the 25-yard lines.

Credential Requests

All requests for working media, television, radio, online media, photography or scouting passes should be directed to the UCF Athletics Communications office. Requests should be made at least one week in advance. If time permits, the credential will be mailed. If not, the credential will be left at media call at Gate 18. Parking passes for media will be distributed to the accredited parties based on availability and priority.

Road Credential Requests

Working press wishing to cover UCF on the road should make credential requests through the UCF Athletics Communications office two weeks in advance.

CollegePressBox

CollegePressBox.com is the official media website for college football. Access and download game notes, quotes, statistics, media guides and more for the conference and each of its 12 member schools. Login information will be distributed to accredited media or you can apply for a password by sending an email to password@collegepressbox.com.

Teleconference

The American Athletic Conference will have a weekly teleconference each Monday during the season. For more information, contact the conference office at (401) 453-0660.

On the Air

UCF football games can be heard on multiple platforms for the 2017 season. Fans in Orlando, can listen to all games on the Home of the Knights, 96.9FM/740AM The Game. The station has been the radio home for UCF sports for over 20 years. The partnership allows fans to also listen to UCF football anywhere with the iHeart Radio App.

Helton, Simone Amaduzzi, American Athletic Conference, Tony Gonzales, USA Today Sports Images, Baltimore Ravens, Houston Texans, Chicago Bears, Kansas City Chiefs, Atlanta Falcons, Green Bay Packers, San Francisco 49ers, Tampa

Bay Buccaneers, New York Jets, Minnesota Vikings, Jacksonville Jaguars, Jim Biever, Gavin Smith and Rick Wilson.



2017 ROSTER

No.	Name	Pos.	Ht.	Wt.	Year	Hometown/High School (Previous School)
1	Jawon Hamilton	RB	5-9	190	So.	Miami, Fla./South Dade
2	Chequan Burkett	ILB	6-2	230	R-Sr.	Montgomery, Ala./Carver
3	Aquarius Bargnare	WR	5-9	184	So.	Orlando, Fla./Dr. Phillips
3	Antwan Collier	DB	6-3	178	R-Fr.	Miami, Fla./Miami Southridge
4	Tre'Quan Smith	WR	6-1	205	R-Jr.	Delray Beach, Fla./Village Academy
5	Jamiyus Pittman	DL	6-0	311	R-Fr.	Moultrie, Ga./Colquitt County
5	Dredrick Snelson	WR	6-0	201	So.	Miami, Fla./Flanagan
5	Tristan Fayton	R-Br	5-0	190	So.	Jacksonville, Fla./First Coast
7	Emmanuel Greene	WR	5-10	171	Fr.	Lt. Lauderdale, Fla./IMG Academy
8	Darriel Mack, Jr.	QB	6-3	215	Fr.	Norfolk, Va./Norview
8	Zamari Maxwell	DB	6-1	175	Fr.	Largo, Fla./Pinellas Park
8	Trysten Hill	DL	6-1	325	So.	Lee, Fla./Suwannee
9	Adrian Killins, Jr.	RB	5-8	152	So.	Daytona Beach, Fla./Mainland
10	Titus Davis	OLB	6-2	240	Jr.	Atlanta, Ga./Stockbridge
10	Mckenzie Milton	QB	5-11	177	So.	Kapolei, Hawaii/Miilani
11	Cam Stewart	WR	6-3	196	Jr.	Snellville, Ga./Shiloh
11	Matthew Wright	PK	6-0	179	R-Jr.	Lancaster, Pa./Lampeter-Strasburg
12	Taj McGowan	RB	6-1	203	Jr.	Hollywood, Fla./Hallandale
13	Bryon Brown	DB	6-1	176	R-Fr.	Miami, Fla./Norland
13	Gabriel Davis	WR	6-3	215	Fr.	Sanford, Fla./Seminole
13	Hayden Kingstons	QB	5-11	194	R-Fr.	Melbourne, Fla./Viera (Wake Forest)
14	Neville Clarke	DB	6-1	185	R-So.	Miami, Fla./Taravella
14	Pete DiNovo	QB	6-2	209	R-Fr.	East Lake, Fla./East Lake
15	Jordan Franks	TE	6-3	236	Fr.	Wakulla, Fla./Wakulla
16	L.J. Cummings	OLB	6-3	205	Fr.	Bartow, Fla./Bartow
16	Noah Vedral	QB	6-2	184	Fr.	Walton, Neb./Bishop Neumann
17	Sterling Jones	ILB	6-2	225	R-Fr.	Montgomery, Ala./St. James School
17	Dontay Mayfield	WR	6-1	204	R-Fr.	Homestead, Fla./Gulliver Prep
18	Shaquem Griffin	OLB	6-1	223	R-Sr.	St. Petersburg, Fla./Lakewood
19	Donald De La Haye	PK	5-9	169	Jr.	Port St. Lucie, Fla./Port St. Lucie
19	Sean Pratt	DB	6-0	187	R-Fr.	Cooper City, Fla./Cooper City (Ave Maria)
20	Brandon Moore	DB	6-0	177	R-Fr.	Sanford, Fla./Seminole
21	Rashard Causey	DB	6-0	195	Jr.	Miami, Fla./St. Thomas Aquinas
21	Marlon Williams	WR	6-0	205	Fr.	Mobile, Ala./McGill-Tool
22	Kalia Davis	ILB	6-2	250	Fr.	Pensacola, Fla./West Florida Tech
23	Tre Neal	DB	6-1	208	R-Fr.	Atlanta, Ga./Buford
24	Bentavious Thompson	RB	6-1	190	Fr.	Miami, Fla./Miami Southridge
25	Kyle Gibson	DB	5-11	182	R-Jr.	Tampa, Fla./Armwood
26	Otis Anderson	WR	5-11	170	Jr.	Jacksonville, Fla./University Christian
27	Cedric Jordan-Williams	DB	6-0	177	R-Fr.	Jacksonville, Fla./Olympic Christian (Edward Waters)
27	Richie Grant	DB	6-0	186	R-Fr.	Fort Walton Beach, Fla./Choctawhatchee
28	Shawn Burgess-Becker	DB	6-1	219	R-So.	Miami, Fla./Monarch (Alabama)
29	C.J. Jones	RB	5-10	211	R-Jr.	Daytona Beach, Fla./Atlantic
30	Greg McCrae	RB	5-10	175	Fr.	Miramar, Fla./Miramar
31	Luke Ebbsmeyer	SN	6-7	220	R-Fr.	Orlando, Fla./The First Academy (Auburn)
32	Alex Ward	SN	6-2	220	Fr.	Fort Walton Beach, Fla./Choctawhatchee
33	Monterious Loggins	ILB	6-0	237	R-Fr.	Crawfordville, Fla./Wakulla
34	Cardarian Richardson	RB	6-0	240	Fr.	Memphis, Tenn./Trezevant
35	Dedrión Bacote	OLB	6-2	229	R-Fr.	Virginia Beach, Va./Ocean Lakes
36	Kyle Benkel	WR	5-9	184	R-Fr.	Winter Park, Fla./Winter Park
37	Michael Willett	RB	5-9	200	R-So.	Orlando, Fla./Boone
38	Zach Lehman	WR	5-10	183	F-Fr.	Clearwater, Fla./Clearwater
38	Rod Sylvestre	DB	6-0	195	Jr.	Margate, Fla./Calvary Christian (Dean College)
39	Dylan Barnes	PK	5-8	175	R-So.	Merritt Island, Fla./Merritt Island (Mars Hill)
39	Josh Maisel	WR	6-1	202	R-Sr.	Weeki Wachee, Fla./River Ridge
40	Christian Lezzer	WR	6-0	219	R-Jr.	Clearfield, Pa./Clearfield (Boston College)
41	T.J. Pitts	ILB	6-1	250	Fr.	Williston, Fla./Williston
42	John Tauber	ILB	6-0	230	R-So.	Crystal Beach, Fla./IMG Academy (Miami)
42	Aaron Cochran	DL	6-2	289	R-Fr.	Atlanta, Ga./Hapeville Charter
44	Nate Evans	ILB	6-1	237	So.	Waggaman, La./John Curtis
45	Chris Larsen	TE	6-1	229	R-Jr.	Dunedin, Fla./Palm Harbor
46	Chris Johnson	DB	5-10	187	R-Sr.	Jacksonville, Fla./First Coast
47	Jonathan Gebka	DB	6-1	177	R-Fr.	Boca Raton, Fla./Olympic Heights
47	Caleb Perez	SN	6-1	232	R-Jr.	Palm Beach Gardens, Fla./Palm Beach Gardens
48	Mac Loudermilk	P	6-1	234	R-Jr.	Valdosta, Ga./Valdosta
49	Seyvon Lowry	DL	6-3	272	R-Sr.	Jacksonville, Fla./First Coast
50	Wyatt Swanson	ILB	6-1	217	R-Fr.	Homestead, Fla./South Dade
52	Mark Messinger	ILB	6-8	236	R-Fr.	Winter Springs, Fla./Winter Springs
53	Tyler Hudanick	OL	6-5	304	Jr.	Harmony, Pa./Seneca Valley
54	A.J. Wooten	DL	6-4	276	R-Jr.	Alapaha, Ga./Berrien
55	Eric Mitchell	OLB	6-1	231	R-Fr.	Miami, Fla./Miami Central
56	Pat Jasinski	ILB	6-1	226	Jr.	Roswell, Ga./Blessed Trinity Catholic
57	Deandre McLean	OL	6-0	247	R-Fr.	Tampa, Fla./New Mexico Military Institute
58	Tyler Williams	DB	6-1	220	Fr.	St. Cloud, Fla./St. Cloud
59	Gary Demarest	DL	6-2	270	R-Jr.	Sebring, Fla./Sebring
60	Mark Miller	OL	6-2	262	R-Jr.	Sarasota, Fla./Riverview (Lyon)
61	Parker Boudreaux	OL	6-4	288	R-Fr.	Winter Garden, Fla./Bishop Moore (Notre Dame)
62	Caleb Enot	OL	5-9	309	R-Fr.	Oviedo, Fla./Hagerty
63	Randy Shannon, Jr.	ILB	5-9	210	R-Fr.	Miami, Fla./Coral Reef
64	Kyle Back	OL	6-4	290	Fr.	Tampa, Fla./Cambridge Christian
65	Cole Schneider	OL	6-4	295	Fr.	Fort Myers, Fla./Riverview
66	Aaron Evans	OL	6-5	319	R-Sr.	Seffner, Fla./Armwood
68	Charles Sprengel	OL	6-4	316	R-Sr.	Delray Beach, Fla./Atlantic
69	Steven Moss	ILB	5-11	216	R-Fr.	Stuart, Fla./Martin County
70	Luke Palmer	OL	6-3	330	R-Jr.	Wauchula, Fla./Hardee
71	Jonathan Horvath	OL	6-2	285	Fr.	Maitland, Fla./Lymon
71	Jordan Johnson	OL	6-2	309	So.	Jacksonville, Fla./Ed White
73	Samuel Jackson	OL	6-3	332	Fr.	Bradenton, Fla./Lakewood Ranch
74	Boman Swanson	OL	6-4	294	R-Fr.	Homestead, Fla./South Dade
75	Tate Hernly	OL	6-3	303	R-Sr.	Fort Myers, Fla./Fort Myers
75	Julio Castillo	OL	6-6	315	Fr.	Mary, Fla./Farrington
77	Jake Brown	OL	6-3	291	R-So.	Encinitas, Calif./La Costa Canyon
78	Wyatt Miller	OL	6-4	298	R-Jr.	Douglas, Ga./Coffee
79	Chavis Dickey	OL	6-4	340	Sr.	Fort Valley, Ga./Peach County
80	Case Harrison	WR	6-0	198	R-Sr.	Gainesville, Fla./Gainesville (Florida)
81	Alex Harris	WR	6-0	192	R-Fr.	Keaton, Neb./Keaton
82	Rory Coleman	SN	6-3	258	Sr.	Orlando, Fla./Lake Brantley
83	Elijah Spann	WR	5-6	165	R-Fr.	Tampa, Fla./Tampa Bay Tech
84	Nader Golshahr	PK	6-0	182	R-Jr.	Massapequa Park, N.Y./Farmingdale
85	Tristan Reeves	WR	6-3	218	R-Jr.	St. Cloud, Fla./Harmony
86	Michael Cubialeba	TE	6-1	219	R-Sr.	Port Orange, Fla./Spruce Creek
87	Jacob Hollis	WR	6-5	205	R-So.	Palm Harbor, Fla./University (Western Kentucky)
88	Jordan Akins	TE	6-3	249	Sr.	Atlanta, Ga./Union Grove
89	Anthony Roberson	TE	6-5	229	R-Fr.	Richmond, Va./Benedictine
90	Josh Odgie	DL	6-3	250	R-Fr.	Costa Mesa, Calif./Los Osos (Orange Coast)
91	Joey Connors	DL	6-1	302	R-Jr.	Powder Springs, Ga./Harrison
93	Tony Guerad	DL	6-3	297	R-Sr.	Tampa, Fla./Tampa Bay Tech
94	Anthony Montalvo	DL	6-3	265	R-Fr.	Tampa, Fla./Sickles
94	Stephen Zayas	OLB	6-6	211	Fr.	Ft. Lauderdale, Fla./Dillard
98	Brendon Hayes	OL	6-3	287	R-So.	New Orleans, La./Brother Martin
99	Gabriel Luyanda	OLB	6-5	230	Jr.	Tampa, Fla./King (Garden City CC)
99	Rennard Bozeman	DB	5-10	173	Fr.	Lauderdale Lakes, Fla./Boyd Anderson
99	Mason Cholewa	DL	6-7	265	Fr.	Mckees Rocks, Pa./Montour
	Jeremiah Zio	DL	6-8	245	Fr.	St. Petersburg, Fla./Admiral Farragut Academy

Coaching Staff

Head Coach
Scott Frost (Nebraska, 1997)

Defensive Coordinator
Erik Chinander (Iowa, 2003)

Offensive Coordinator/Wide Receivers
Troy Walters (Stanford, 1999)

Offensive Line
Greg Austin (Nebraska, 2007)

Tight Ends/Recruiting Coordinator
Sean Beckton (UCF, 1993)

Defensive Line
Mike Dawson (UMass-Amherst, 1997)

LBs/Special Teams/Assoc. Head Coach
Jovan Dewitt (Northern Michigan, 1999)

Defensive Backs
Travis Fisher (UCF, 2001)

Running Backs
Ryan Held (Nebraska, 1998)

Quarterbacks
Mario Verduzco (San Jose State, 1988)

Director of Strength & Conditioning
Zach Duval (Nebraska, 1998)

Director of Sports Medicine
Mary Vander Heiden (UW-Eau-Claire, 1998)

Team Physicians
Michael Jablonski, M.D.
Kenneth Krums, M.D.
Douglas Meuser, M.D.
Daniel Monette, M.D.

Director of Football Operations/Chief of Staff
Gerrod Lambrecht (Concordia, 1997)

Asst. Director of Football Operations
Trent Mossbrucker (Iowa, 2012)

Senior Administrative Assistant
Megan Taylor (UCF, 2011)

Director of Player Development
Horace Raymond (Tulane)

Director of Player Personnel
Sean Dillon (Valparaiso, 2008)

Assistant Director of Player Personnel
Ryan Callaghan (UCF, 2012)

Graduate Assistants
Kenny Bassett - Offense (Oregon, 2015)
Dustin Haines - Offense (Oregon, 2014)
Jack Cooper - Defense (S. Conn. State, 2012)

Quality Control Assistants
Barrett Ruud - Defense (Nebraska, 2005)
Zach Crespo - Offense (UCF, 2013)
Mike Cassano - Offense (New Hampshire - 1994)

Offensive Analyst
Frank Verducci (Seton Hall, 1980)

Social Media

Twitter
UCF Athletics Communications' official football Twitter account is @UCF_Football.

Instagram
Get an inside look at the Knights by following UCF.Football on Instagram.

Facebook
To follow the Knights on Facebook, visit: Facebook.com/UCFFootball.



2017 OPPONENTS



	Date	Time	Opponent	Site	Television
	Thursday, Aug. 31	6 p.m.	FIU <i>2016 Record: 4-8, 4-4 C-USA</i> <i>Series: UCF, 3-2</i>	Spectrum Stadium	CBSSN
	Saturday, Sept. 9	8 p.m.	Memphis* <i>2016 Record: 8-5, 5-3 AAC</i> <i>Series: UCF, 9-1</i>	Spectrum Stadium	ESPNews
	Saturday, Sept. 16	7:30 p.m.	Georgia Tech <i>2016 Record: 9-4, 4-4 ACC</i> <i>Series: Georgia Tech, 3-0</i>	Spectrum Stadium	ESPNews
	Saturday, Sept. 23	TBA	at Maryland <i>2016 Record: 6-7, 3-6 Big Ten</i> <i>Series: Maryland, 1-0</i>	College Park, Md.	TBA
	Saturday, Sept. 30	6:30 p.m.	Maine <i>2016 Record: 6-5, 5-3 CAA</i> <i>Series: UCF, 2-0</i>	Spectrum Stadium	ESPN3
	Saturday, Oct. 7	TBA	at Cincinnati* <i>2016 Record: 4-8, 1-7 AAC</i> <i>Series: Tied, 1-1</i>	Cincinnati, Ohio	TBA
	Saturday, Oct. 14	TBA	East Carolina* <i>2016 Record: 3-9, 1-7 AAC</i> <i>Series: ECU, 10-5</i>	Spectrum Stadium	TBA
	Saturday, Oct. 21	3:30 p.m.	at Navy* <i>2016 Record: 9-5, 7-1 AAC</i> <i>Series: First meeting</i>	Annapolis, Md.	CBSSN
	Saturday, Nov. 4	TBA	at SMU* <i>2016 Record: 5-7, 3-5 AAC</i> <i>Series: UCF, 6-1</i>	Dallas, Texas	TBA
	Saturday, Nov. 11	TBA	UConn* <i>2016 Record: 3-9, 1-7 AAC</i> <i>Series: Tied, 2-2</i>	Spectrum Stadium	TBA
	Saturday, Nov. 18	TBA	at Temple* <i>2016 Record: 10-4, 7-1 AAC</i> <i>Series: Tied, 2-2</i>	Philadelphia, Pa.	TBA
	Friday, Nov. 24	TBA	USF* <i>2016 Record: 11-2, 7-1 AAC</i> <i>Series: USF, 6-2</i>	Spectrum Stadium	TBA

* - American Athletic Conference Game
All times Eastern and subject to change

THE AMERICAN



The American Athletic Conference consists of 13 prestigious institutions: the University of Central Florida, the University of Cincinnati, East Carolina University, the University of Connecticut, the University of Houston, the University of Memphis, the U.S. Naval Academy (in football only), the University of South Florida Southern Methodist University, Temple University, Tulane University, the University of Tulsa, and Wichita State University (in basketball and Olympic sports).

Under the leadership of commissioner Mike Aresco, the American Athletic Conference has an impressive list of accomplishments, both in the competitive arena and the classroom. The American has taken its place at the forefront of intercollegiate athletics, with a collection of national team and individual championships and football and men's and women's basketball postseason victories that place The American among the elite Division I FBS conferences.

The league has produced four NCAA championship teams - UConn men's basketball in 2014 and UConn women's basketball in 2014, 2015 and 2016 - in addition to two New Year's Six bowl champions, five NCAA individual championships, and a Rhodes Scholar. Additionally, American Athletic Conference teams have advanced to the College World Series, reached the semifinal and final rounds of the NIT, qualified for the match play round of the NCAA Men's Golf Championship and registered top-10 finishes at the NCAA Cross Country and Outdoor Track and Field championships.

The American Athletic Conference was one of six finalists for the 2016 Sports Business Journal Sports League of the Year award, along with Major League Baseball, Major League Soccer, NASCAR, the National Basketball Association and the PGA Tour.

In football, Temple and Navy were ranked in the final College Football Playoff poll of the 2016 season, marking the second straight season that The American finished with at least two ranked teams. Seven teams from The American played in bowl games, while three teams (USF, Temple, Tulsa) finished with at least 10 wins.

The American has had a combined 15 teams play in bowl games in the last two seasons, highlighted by Houston's win against Florida State in the 2015-16 Chick-fil-A Peach Bowl. Houston's finish at No. 8 nationally in 2015 gave The American a top-10 team in the final national polls for the second time in three seasons after UCF finished No. 10 in the 2013 rankings after the Knights' Fiesta Bowl win against Baylor. Additionally, Memphis, Navy, USF and Temple have all finished in the top 25 of either the CFP, Associated Press or USA Today polls as members of The American.

Individual teams in The American have enjoyed unprecedented success since the conference's formation. Houston went 13-1

in the 2015 football season, setting a school record for wins, while Navy won a program-record 11 games in its first season in the conference, also in 2015. The 2014 season saw Memphis finish with 10 wins in football for the first time since 1938, while Temple enjoyed its first 10-win season in 2015.

Beyond the gridiron, The American sent four teams to the 2016 NCAA Men's Basketball Championship, and the league had the best men's basketball postseason record of any conference in 2014. Since the conference's formation in 2013-14, teams from The American have registered top-10 national rankings in football, men's basketball, women's basketball, baseball, men's soccer, men's golf, and men's track and field. Student-athletes from The American won three NCAA



individual titles in track and field in 2016-17 as Cincinnati's Annette Echikunwoke won the indoor weight throw, Tulsa's Marc Scott won the outdoor 10,000-meter title, and Houston won the crown in the outdoor 4x100-meter relay.

Under The American's banner, SMU advanced to the NCAA Men's Basketball Championship for the first time since 1993. The UConn women's basketball team won its NCAA-record ninth, 10th and 11th national championships and broke its own NCAA record with a 111-game winning streak that spanned three seasons. UCF, East Carolina and Houston have all achieved top-10 rankings in baseball in the past three years. Tulsa placed sixth at the 2016 NCAA Men's Cross Country Championship, while USF finished the 2014-15 season at No. 8 in the final men's golf national ranking.

American Athletic Conference student-athletes have distinguished themselves in all facets of intercollegiate athletics. Temple linebacker Tyler Matakevich won the Bednarik Award and the Nagurski Trophy as the nation's top defensive player in 2015, while Navy quarterback Keenan Reynolds finished fifth in the Heisman Trophy voting. UConn basketball standout Breanna Stewart finished her career as the most decorated player in college basketball history as she was chosen as the consensus national player of the year for the third time and became the first player

to be named four times as the Most Outstanding Player at the Final Four. Reynolds and Stewart were selected as the winners of the 2016 AAU James E. Sullivan Award as the nation's top amateur athletes, marking only the second time in the 86-year history of the award that multiple winners were chosen.

Additionally, SMU's Avery Acker was chosen as the Division I women's volleyball Academic All-America of the Year in 2015, while Navy offensive guard E.K. Binns and East Carolina wide receiver Zay Jones have both been named as finalists for the 2016 Campbell Trophy, which is presented by the National Football Foundation to the top scholar-athlete in college football. Tulsa cross country standout Kirk Smith was chosen as a Rhodes Scholar in the fall of 2016, while two student-athletes from The American earned NCAA Postgraduate Scholarships in the conference's first three years. The conference had a record 16 student-athletes earn CoSIDA Academic All-America accolades in 2015-16.

American Athletic Conference alumni have made their mark in professional sports as well. UCF quarterback Blake Bortles was selected by the Jacksonville Jaguars with the No. 3 pick in the 2014 NFL Draft. More recently, a number of American Athletic Conference athletes have been selected in the first round of the professional entry drafts in football, basketball, baseball and soccer. The American has had two first-round picks in football in each of three of the last four seasons, had a record 15 total selections in the 2017 NFL Draft, while the conference produced four first-round picks in the 2016 WNBA Draft.

American Athletic Conference teams have access to the pinnacle of college football's postseason structure. An American representative would be chosen for the College Football Playoff semifinals if it is among the top four teams in the CFP selection committee's final ranking. Otherwise, the league would place its champion in a New Year's Bowl if it is ranked higher than the champions of Conference USA, the Mid-American Conference, the Mountain West Conference and the Sun Belt Conference.

Additionally, The American holds primary or secondary partnerships with 12 bowls for the current six-year cycle, ensuring multiple annual matchups against the nation's top conferences and providing desirable postseason destinations to member institutions.

The American Athletic Conference serves its membership from a state-of-the-art office located in Providence, Rhode Island. The location of the conference headquarters - just steps from the city's Amtrak station and 10 minutes from T.F. Green International Airport - gives the conference easy access to its member schools. The conference headquarters also serves as the home of the American Digital Network, which provides live coverage of all 21 conference championships.



A BIG UNIVERSITY

With **more than 64,000 students**, UCF is the biggest university in Florida, and one of the biggest in the nation. But being big goes beyond our size. Big is diverse and inclusive. Big is promising and powerful. Big attracts the brightest minds and boldest opportunities. And by being big, we make a greater impact on our students and the world.

Big Impact: Our Students

- More than 15,000 graduates earn UCF degrees each year.
- 44 percent of UCF's students are minorities, and 25 percent are the first in their families to attend college.
- The average GPA of incoming freshmen is a school-record 4.0.
- A team of UCF students won the computer programming national championship and finished 13th in the world at the 2017 International Collegiate Programming Contest.

Big Value: An Affordable Investment

- UCF's tuition and fees rank among the lowest in the country.
- Nearly half of UCF's undergraduates have no educational debt when they graduate.
- Kiplinger and The Princeton Review consistently rank a UCF education among the nation's best values.

Big Plans: Enriching Communities

The UCF Downtown campus, slated to open in 2019, will give 7,700 UCF and Valencia College students unprecedented access to industry experts, internship and educational opportunities, cultural stimulation and the

energy of a thriving urban environment.

The UCF Lake Nona Medical Center will be built adjacent to the UCF College of Medicine in partnership with Hospital Corporation of America. The hospital will focus on building a healthier community, training more physicians and powering economic growth through research.

BRIDG, a center for advanced manufacturing research developed in partnership with Osceola County, aims to spark thousands of high-tech jobs in the years ahead.

Big Recognition: Accolades

UCF's Florida Interactive Entertainment Academy is the No. 2-ranked graduate video game-design program in North America, according to The Princeton Review. UCF has been ranked in the top five every year since the rankings began.

CEOWORLD Magazine ranked the Rosen College of Hospitality Management among the top five hospitality schools in the world.

UCF ranked 21st in the nation among universities and 41st in the world for the number of U.S. patents secured in 2015, according to the National Academy of Inventors.



Albert Manero, Limbitless Solutions

#RISEANDCONQUER



With several exciting academic programs to choose from, a breathtaking campus and nationally-recognized athletics facilities, UCF offers a college experience unlike any other.

Bowl Berths

- 2005 Sheraton Hawaii Bowl
- 2007 AutoZone Liberty Bowl
- 2009 St. Petersburg Bowl
- 2010 AutoZone Liberty Bowl (champions)
- 2012 Beef 'O' Brady's Bowl (champions)
- 2014 Tostitos Fiesta Bowl (champions)
- 2014 Bitcoin St. Petersburg Bowl
- 2016 AutoNation Cure Bowl
- Eight bowl appearances since 2005

Conference Honors and Titles

- American Athletic Conference champions in 2013 and 2014
- Two-time C-USA champions; 2007 and 2010
- Four C-USA East Division Championships; 2005, 2007, 2010 and 2012
- 12 conference players of the year since 2005

National and Professional Stage

- 20 former Knights in the NFL this summer
- Nine UCF players have gone on to win a Super Bowl ring

Knights in the NFL in 2017*



DB Kemal Ishmael



WR Breshad Perriman



DB Jacoby Glenn
OL Josh Sitton



WR Rannell Hall
SN Charley Hughlett



PK Matt Prater



OL Justin McCray



DB Clayton Geathers
WR Kamar Aiken



QB Blake Bortles
DB A.J. Bouye



OL Jah Reid



RB Storm Johnson



RB Latavius Murray



DB D.J. Killings



WR Brandon Marshall



DB Shaquill Griffin



DB Josh Robinson



DB Jeremy Boykins

*As of July 11, 2017.

NIKE THREADS



In 2016, Nike researched UCF to draw inspiration for new uniforms. That research included respecting the University's past, location, mascots (Knights and Pegasus), former players and the football program's #UCFast, #UCFierce and #RiseandConquer mantras.

Nike delivered three key ingredients, as well as UCF's own custom number font:

- Knights
- Pegasus
- Aerospace

The Result

Jerseys

- UCF's bold look includes black, white, anthracite and pewter jerseys.
- Names were on the back in 2016 for the first time since the 2004 campaign.
- "Rise & Conquer" is scribed inside the neckline on the back.
- The school's Pegasus logo is featured on both sleeves.

Pants

- UCF also will have black, white, anthracite and pewter pants.

Helmets

- Four different helmets are available to the Knights: white, gold, anthracite and pewter.
- A double-edged sword rides down the middle of the helmet from front to back.



When looking at just helmets, jerseys and pants, UCF had 64 different uniform combinations to choose from in 2016, with more possibilities in 2017.



SPECTRUM STADIUM



The crown jewel in UCF's impressive athletics complex, Bright House Networks Stadium opened in 2007. The campus facility gives the Knights one of the top venues in the southeast. After spending their previous 28 seasons at the Florida Citrus Bowl (now known as Camping World Stadium) in downtown Orlando, the Knights made their debut at Bright House Networks Stadium on Sept. 15, 2007, facing national power Texas. A capacity crowd was on hand for the game, which was televised live nationally on ESPN2.

In its inaugural campaign at the stadium, UCF completed the season with six-straight wins at home, including a 44-25 victory over Tulsa in the Conference USA Championship game. When UCF hosted Miami on Oct. 17, 2009, a facility-record 48,453 fans were on hand for the contest.

Located on the modern north side of campus, the stadium features luxury boxes, a large club lounge and a natural grass playing surface, as well as longtime public address announcer Erik Kohler providing the excitement as the Voice of Bright House Networks Stadium.

In the summer of 2015, the stadium enjoyed its first major renovation with the addition of the Carl Black and Gold Cabana. It is a premium experience in Bright House Networks Stadium that became one of the signatures of the UCF gameday experience. The Cabana is a 10,000-square-foot, Florida-themed social area and lounge located between the 30-yard lines. It features chair-back stadium seating, as well as an open-air sun deck to enjoy the game. Refreshments, televisions, private restrooms and other amenities are available as well.

One year later, UCF announced its 33.6 by 19.1 foot video board will be upgraded to a 114 by 36 feet LED display. It will feature Daktronics' 15HD pixel layout for excellent image clarity. The display also has variable content zoning, allowing it to show one large image or be divided into multiple windows to show any variety of live video, instant replays, statistics, scoring, graphics, animations and sponsorship messages.

The stadium will also see the addition of a ribbon display added to the south end zone in 2017. This display will measure more than seven feet high by 199 feet wide.

Timeline

- **Jan. 4, 2005** UCF President Dr. John C. Hitt announces that UCF is exploring the possibility of building a football stadium on campus.
- **Dec. 14, 2005** The UCF Board of Trustees approves a financing plan for the stadium.
- **Aug. 8, 2006** Three months after construction begins on the facility, Bright House Networks acquires the naming rights to the new stadium.
- **Dec. 11, 2006** UCF announces that the Knights will face Texas in the first game inside the new stadium.
- **Sept. 15, 2007** The Knights make their debut at the stadium, hosting No. 6 Texas in front of 45,622 fans.
- **Sept. 22, 2007** UCF tops Memphis, 56-20, in the first C-USA game at Bright House Networks Stadium.
- **Dec. 1, 2007** In front of 44,128 spectators, UCF posts a 44-25 win over Tulsa in the Conference USA Championship Game.
- **Oct. 17, 2009** When the Knights host No. 9 Miami, a venue-record 48,453 fans attend the contest.
- **Nov. 14, 2009** The Knights top No. 13 Houston, 37-32, to record the first win in program history over a nationally-ranked opponent.
- **Dec. 4, 2010** UCF defeats SMU, 17-7, in the C-USA Championship Game at Bright House Networks Stadium.
- **Sept. 10, 2011** In front of 45,671, the Knights thump Boston College, 30-3, for their first home win vs. a school from a BCS automatically-qualifying conference.
- **Nov. 29, 2013** The rivalry is renewed as UCF tops USF, 23-20, to cap an incredible home season at BHNS.
- **2014 Season** UCF posts a perfect 6-0 record at home, marking its first undefeated season on its home field since 2001.
- **2015 Season** The ESC debuts - UCF's newest premium seating experience on the east side of the stadium.
- **Spring 2016** UCF announces significant upgrades to the video boards as the stadium will feature a 114 feet wide by 36 feet high LED display (old board measured 33.6 feet wide by 19.1 feet high).
- **2016 Season** The Scott Frost era gets underway in the 10th campaign of Bright House Networks Stadium.



By the Numbers

- The Roth Tower features **24** luxury suites
- The stadium has **11** permanent concession stands
- During construction, **2,452** tons of steel were used to build the stadium
- Construction of the facility cost **\$60** million to complete
- The stadium occupies **25** acres
- UCF opened the stadium by hosting **NO. 6** Texas
- Since the facility opened, **2,377,466** spectators have watched the Knights play at home
- The stadium has **2** scoreboards
- UCF student-athletes utilize a **10,416**-square-foot locker room at the venue
- The Knights hosted **2** Conference USA Championship Games at the stadium
- There are **91** video monitors mounted throughout the facility

NICHOLSON FIELDHOUSE



Enhancing the UCF football experience is Nicholson Fieldhouse, the first indoor practice facility of any of Florida's Division I football programs.

Completed in June of 2005 and located behind the state-of-the-art Wayne Densch Sports Center, the fieldhouse features a 120-yard regulation FieldTurf playing surface and is climate controlled by a series of industrial-size air conditioning fans located at both the north and south endzones. Also used by other varsity sport programs, the facility is ideal during times of inclement weather and heat.

The facility would not have been if not for the assistance of Tony and Sonja Nicholson, longtime supporters of academics and athletics at UCF, who donated in excess of \$2 million for the construction of the fieldhouse, which was named in their honor.

Centex Rooney Construction Co. Inc. began building the \$4.3 million field house in August of 2004, and the facility was up and ready for use by the spring.

"The entire UCF community, especially our student-athletes and communications students, continues to benefit from the generous support of Tony and Sonja Nicholson," UCF President John Hitt said. "The fieldhouse (allows) our athletes to practice in all types of weather and should give our teams a competitive advantage."

Tony Nicholson owns several companies in Central Florida and has developed about 3,000 homes and 10,000 lots in the region since 1995. An entrepreneur since 1962, he



moved in 1967 to Central Florida, where he has founded a magazine, a radio station and a company that produced concerts and videos.

Tony Nicholson is a member of the boards of directors of the UCF Athletics Association Inc. and the UCF Foundation Inc. Sonja Nicholson is a past member of the Golden Knights Club Board of Directors.

The Nicholsons made a \$2 million commitment in 1996 to fund the Nicholson School of Communication, which is named in

their honor.

The couple are longtime annual contributors to UCF athletics and consistently rank as Diamond Knights, the highest level for giving.

A donation from the couple also helped to pay the university's entry fee into the Mid-American Conference for football in 2002. The Nicholsons also made a \$100,000 commitment in 1999 toward the Wayne Densch Sports Center. In addition, a football practice field is named in their honor.



ACADEMIC SUCCESS



An academic power, UCF has collected several pieces of hardware for its trophy cases, but it is dominating the classroom even more year in and year out.

Academic Progress Rate

UCF football set a program record with a 984 multi-year APR which was announced by the NCAA in May 2017. That mark earned UCF NCAA Public Recognition for being among the top 10 percent in the nation. The Knights are tied for the fifth-best APR among FBS public institutions and are ranked 11th among all FBS teams.

Meanwhile, UCF has posted the highest multi-year APR in the state of Florida for four straight reporting periods. The Knights also have had the highest mark among all public universities in the American Athletic Conference every year the league has existed.

The multi-year APR includes the last four reporting periods through 2015-16, and the football team has posted seven straight years of at least a 971. That includes the last five years of a 975 or higher.

Highest multi-year APR for all FBS programs:

School	APR
1) Northwestern	995
1) Air Force	995
3) Michigan	993
4) Duke	992
4) Minnesota	992
4) Vanderbilt	992
7) Navy	991
8) Wisconsin	990
9) Louisville	988
10) Stanford	985
11) UCF	984
11) Rice	984
11) Illinois	984
11) Maryland	984
11) Washington	984

Highest multi-year APR for FBS public, non-military institutions:

School	APR
1) Michigan	993
2) Minnesota	992
3) Wisconsin	990
4) Louisville	988
5) UCF	984
5) Illinois	984
5) Maryland	984
5) Washington	984

Graduation Success Rate

The top Graduation Success Rates in the FBS as of last season:

School	GSR
1) Stanford	99
2) Northwestern	97
3) South Carolina	95
4) Rice	94
5) Duke	94
6) Notre Dame	93
7) UCF	91
8) Wake Forest	91
9) Boston College	90
10) Virginia Tech	89

Top Graduation Success Rates among All Division I (FBS) Public Schools as of last season:

School	GSR
1) South Carolina	95
2) UCF	91
3) Virginia Tech	89

The 91 percent was the ninth straight year UCF improved its GSR, and it was a program-best score. The national average in Division I football for GSR was 75 percent. The data was collected for student-athletes who entered college in 2008.

WIDE RECEIVERS



WIDE RECEIVERS COACH Troy Walters

WIDE RECEIVERS

- 3 Jaquarius Bargnare - So., 5-9, 184**
Orlando (Dr. Phillips)
- 4 Tre'Quan Smith - RJr., 6-1, 205**
Delray Beach, Fla. (Village Academy)
- 5 Dredrick Snelson - So., 6-0, 201**
Miami (Flanagan)
- 6 Tristan Payton - Jr., 6-0, 196**
Jacksonville (First Coast)
- 11 Cam Stewart - Jr., 6-2, 196**
Snellville, Ga. (Shiloh)
- 17 Dontay Mayfield - RFr., 6-1, 204**
Homestead, Fla. (Gulliver Prep)
- 28 Trace Ryan - RJr., 6-2, 196**
Navarre, Fla. (Fort Walton Beach)
- 36 Kyle Benkel - RFr., 5-9, 186**
Winter Park, Fla. (Winter Park)
- 38 Zach Lehman - RFr., 5-10, 183**
Clearwater, Fla. (Clearwater)
- 39 Josh Maisel - RSr., 6-1, 202**
Weeki Wachee, Fla. (River Ridge)
- 81 Alex Harris - RFr., 6-0, 192**
Kearney, Neb. (Kearney)
- 83 Elijah Spann - Fr., 5-6, 165**
Tampa, Fla. (Tampa Bay Tech)
- 85 Tristan Reaves - RJr., 6-3, 216**
St. Cloud, Fla. (Harmony)
- 87 Jacob Harris - RSo., 6-5, 205**
Palm Harbor, Fla. (Western Kentucky)

2017 SIGNING CLASS

- 7 Emmanuel Greene - Fr., 5-10, 163**
Ft. Lauderdale (IMG Academy)
- 13 Gabriel Davis - Fr., 6-3, 215**
Sanford, Fla. (Seminole)
- 21 Marlon Williams - Fr., 6-0, 205**
Mobile, Ala. (McGill-Toolen)



GIFTED GROUP

Led by junior Tre'Quan Smith, the Knights have a talented group of wide receivers ready to make an impact in 2017.

Smith, the 2015 American Athletic Conference Rookie of the Year, has posted a pair of prolific seasons so far in his career as a Knight. He is averaging nearly 800 yards receiving per season. In addition to his productivity, he regularly produces SportsCenter Top 10-worthy highlights.

Smith hauled in 57 balls last season, racking up 853 yards and five TDs.

Junior Cam Stewart returns as well. The lanky Georgia native saw action in every game last season, catching 18 passes for 172 yards. Talented sophomore Dredrick

Snelson also looks to make an impact in his second season on the roster. Snelson recorded 17 receptions with a pair of touchdowns.

Sophomore Jaquarius Bargnare is coming off a knee injury suffered in the 2016 Cure Bowl. The talented youngster saw action in 10 games as a true freshman in 2016 with six receptions.

Early enrollee Emmanuel Greene turned heads during spring practice and will likely push for playing time as a true freshman.

Speedy sophomore running back Adrian Killins will likely see some time in the slot. Otis Anderson, another early enrollee true frosh, is expected to see action at both running back and receiver.

RETURNING

Player	GP/GS	REC	YDS	AVG	TD	LG	AVG/G
Tre'Quan Smith	13/13	57	853	15.0	5	72	65.6
Cam Stewart	13/11	18	172	9.6	0	24	13.2
Dredrick Snelson	11/0	17	136	8.0	2	32	12.4
Tristan Payton	10/2	12	132	11.0	1	22	13.2

GONE

Taylor Oldham (35 rec.), Hayden Jones (5 rec.), D'Erren Wilson (1 rec.), Jamari Fye (1 rec.).

OFFENSIVE LINE



OFFENSIVE LINE COACH Greg Austin

OFFENSIVE LINEMEN

- 53 **Tyler Hudanick** - So., 6-5, 304
Harmony, Pa. (Seneca Valley)
- 57 **Deandre McLean** - R Jr., 6-2, 247
Tampa (New Mexico Military)
- 60 **Mark Miller** - R So., 6-2, 262
Sarasota, Fla. (Riverview/Lyon)
- 61 **Parker Boudreaux** - So., 6-4, 288
Orlando (Bishop Moore)
- 62 **Caleb Enot** - R Fr., 5-9, 309
Oviedo, Fla. (Hagerty)
- 66 **Aaron Evans** - R Sr., 6-5, 319
Seffner, Fla. (Armwood)
- 68 **Charles Sprenkel** - R Sr., 6-4, 316
Delray Beach, Fla. (Atlantic)
- 70 **Luke Palmer** - R Jr., 6-3, 330
Wauchula, Fla. (Hardee)
- 72 **Jordan Johnson** - So., 6-2, 309
Jacksonville, Fla. (Ed White)
- 74 **Boman Swanson** - R Fr., 6-4, 294
Homestead, Fla. (South Dade)
- 75 **Tate Hernly** - R Sr., 6-3, 303
Fort Myers, Fla. (Fort Myers)
- 77 **Jake Brown** - R So., 6-3, 291
Encinitas, Calif. (La Costa Canyons)
- 78 **Wyatt Miller** - R Jr., 6-4, 298
Douglas, Ga. (Coffee)
- 79 **Chavis Dickey** - Sr., 6-4, 340
Byron, Ga. (Peach County)

2017 SIGNING CLASS

- 65 **Cole Schneider** - Fr., 6-4, 295
Fort Myers, Fla. (Riverdale)
- 73 **Samuel Jackson** - Fr., 6-6, 332
Bradenton, Fla. (Lakewood Ranch)
- 76 **Julio Castillo** - Fr., 6-6, 315
Mayo, Fla. (Lafayette)



LEADING THE LINE

Four of UCF's starting offensive linemen from a year ago return. The Knights' offensive front should be led by a pair of book-end tackles.

Redshirt junior Wyatt Miller and redshirt senior Aaron Evans started every game in 2016 at right and left tackle, respectively.

The lone departure from the starting group from last season was center Jason Rae. Jordan Johnson, who started 12 of 13 games at the right guard position as a true freshman last season, is the frontrunner to replace Rae over the ball.

At left guard, Tyler Hudanick was playing very well through six games last season, but he was lost to a knee injury in the Temple

game. The rising junior is expected to return from that injury in 2017 and likely return to his left guard spot.

That leaves the right guard position up for grabs. Chavis Dickey and Tate Hernly each saw action throughout the course of 2016 at the guard position.

Hernly and Dickey have seen action for the Knights on the offensive line, but others with less experience could also vie for playing time at the position.

In addition to the returning linemen on the roster, the Knights added Cole Schneider, Julio Castillo and Samuel Jackson on National Signing Day.

RETURNING

Player	GP	Starts
Jake Brown	6	0
Chavis Dickey	13	1
Aaron Evans	13	13
Tate Hernly	11	5
Tyler Hudanick	6	6
Jordan Johnson	13	12
Wyatt Miller	13	13
Luke Palmer	13	0
Charles Sprenkel	3	0

GONE

Player	GP	Starts
Micah Anderson	2	0
Christian Beard	2	0
Chester Brown	13	2
Jason Rae	13	13

TIGHT ENDS



TIGHT ENDS COACH Sean Beckton

TIGHT ENDS

- 15 **Jordan Franks - Jr., 6-3, 236**
Crawfordville, Fla. (Wakulla)
- 45 **Chris Larsen - RSo., 6-1, 229**
Dunedin, Fla. (Palm Harbor)
- 86 **Michael Colubiale - RJr., 6-1, 219**
Port Orange, Fla. (Spruce Creek)
- 88 **Jordan Akins - RJr., 6-3, 249**
McDonough, Ga. (Union Grove)
- 89 **Anthony Roberson - RFr., 6-5, 229**
McDonough, Ga. (Union Grove)



VERSATILE WEAPONS

Three experienced tight ends return for the Knights, giving the Black and Gold a great deal of versatility.

Jordan Akins began his career at UCF as a wide receiver. After suffering a knee injury in the 2015 season, he was converted to tight end in head coach Scott Frost's offense.

Akins started seven games last season and saw action in all 13. He was the most targeted of the tight ends, hauling in 23 receptions for 347 yards with two touchdowns. Akins' average per reception was the most of any Knight with more than one catch in 2016.

Jordan Franks also brings a wealth of experience to the position. He

has played numerous positions on both sides of the ball for the Black and Gold. As a tight end last season, Franks played in 11 games and made nine starts. He caught 11 passes for 143 yards (13.0 avg).

Michael Colubiale returns as well. Used primarily as a blocking tight end last season, he registered two receptions while taking part in 12 contests.

In addition to the three veteran returners, the Knights will also look for redshirt freshman Anthony Roberson to make an impact. At 6-foot-5, he is the tallest of the group.

Redshirt junior Chris Larsen also returns to the tight end position for the Knights.

RETURNING

Player	GP/GS	REC	YDS	AVG	TD	LG	AVG/G
Jordan Akins	13/7	23	347	15.1	2	71	26.7
Jordan Franks	11/9	11	143	13.0	0	40	13.0
Michael Colubiale	12/0	2	17	8.5	0	12	1.4

GONE

Player	GP/GS	REC	YDS	AVG	TD	LG	AVG/G
Cal Bloom	13/1	2	20	10.0	0	19	1.5

QUARTERBACKS



QUARTERBACKS COACH Mario Verduzco



QUARTERBACKS

- 10 **McKenzie Milton** - So., 5-11, 177
Kapolei, Hawaii (Mililani)
- 13 **Hayden Kingston** - RFr., 5-11, 194
Melbourne, Fla. (Wake Forest)
- 14 **Pete DiNovo** - R Sr., 6-2, 209
Tarpon Springs, Fla. (East Lake)
- 19 **Sean Pratt** - RJr., 6-0, 186
Cooper City, Fla. (Cooper City/Ave Maria)

2017 SIGNING CLASS

- 8 **Darriel Mack** - Fr., 6-3, 215
Norfolk, Va. (Norview)
- 16 **Noah Vedral** - Fr., 6-2, 184
Wahoo, Neb. (Bishop Neumann)

MAC'S BACK

After being pressed into duty in week three as a true freshman last season, sophomore McKenzie Milton returns as the only quarterback on the Knights' roster with extensive game experience.

Milton started the third game of the season in 2016 and was the starter the rest of the way, with the exception of missing the ECU game with an injury. He completed 57.7 percent of his passes with 10 touchdowns and seven interceptions, while compiling 1,983 yards passing. He was the first true freshman QB to start at since Jeff Godfrey in 2010.

In addition to his contribution in the passing game, Milton was a factor on the ground as well. He rushed for 428 yards (not including sack totals) and scored three

rushing touchdowns.

Other than Milton, only one other UCF signal-caller has ever seen game action. Senior Pete DiNovo started the first game of the 2014 season vs. Penn State, before giving way to Justin Holman.

DiNovo moved to wide receiver in 2015 and returned to quarterback in 2016. He saw action behind center in one game last season.

Two talented freshmen join the Knight family in 2017. Darriel Mack and Noah Vedral were both highly-touted coming out of high school.

Mack was the All-Tidewater Player of the Year for Norview High School in Norfolk, Va. last season. Vedral was First Team All-State for Bishop Neumann High School in Wahoo, Neb. last year.

RETURNING

Player	GP/GS	COMP	ATT	INT	PCT	YDS	TD	LG	AVG/G
McKenzie Milton	10/10	194	336	7	57.7	1983	10	71	198.3
Pete DiNovo	1/0	0	1	0	0.0	0	0	0	

GONE

Player	GP/GS	COMP	ATT	INT	PCT	YDS	TD	LG	AVG/G
Justin Holman	7/3	36	83	2	43.4	510	3	50	72.9
Nick Patti	12/0	12	23	0	52.2	137	0	29	11.4

RUNNING BACKS



RUNNING BACKS COACH Ryan Held



RUNNING BACKS

- 1 Jawon Hamilton - So., 5-9, 190**
Homestead, Fla. (South Dade)
- 9 Adrian Killins - So., 5-8, 152**
Daytona Beach, Fla. (Mainland)
- 12 Taj McGowan - Jr., 6-1, 203**
Hollywood, Fla. (Hallandale)
- 26 Cedric Jordan-Williams - R Sr., 5-9, 231**
Jacksonville, Fla.
(Trinity Christian/Edward Waters)
- 29 C.J. Jones - RJr., 5-10, 211**
Daytona Beach, Fla. (Atlantic)
- 30 Greg McCrae - Fr., 5-10, 168**
Miramar, Fla. (Miramar)
- 37 Michael Willett - R Sr., 5-9, 200**
Orlando, Fla. (Boone)

2017 SIGNING CLASS

- 24 Bentavious Thompson - Fr., 6-1, 190**
Miami (Southridge)
- 26 Otis Anderson - Fr., 5-11, 165**
Jacksonville (University Christian)
- 34 Cordarrian Richardson - Fr., 6-0, 240**
Memphis, Tenn. (Trezevant)

YOUTH & EXPERIENCE

Two true freshmen carried more than one-third of the load in the Knights' rushing attack last season. Jawon Hamilton and Adrian Killins return as sophomores with a full season of experience under their belts.

Hamilton was the Knights' leading rusher last season, compiling 495 yards and four touchdowns. While Dontravious Wilson's 120 carries and 463 yards are gone from last year's team, home-run hitter Adrian Killins returns for his sophomore season.

Killins rushed for 325 yards on just 50 carries, averaging 6.5 yards per rush. He also scored four touchdowns. Killins was a weapon in the passing game as well, hauling in 18 passes for 198 yards

and two scores.

Two juniors will also be in the mix at the running back position. Taj McGowan saw limited carries last season, toting the pigskin just 35 times. But he made the most of those opportunities, averaging 4.5 yards per carry and scoring twice. C.J. Jones was limited by injury in 2016, but he rushed for a team-high 339 yards and started seven games in 2015.

The Knights also added two extremely talented freshmen in the 2017 recruiting class. Both Cordarrian Richardson and Bentavious Thompson could also find themselves some carries should they have strong fall camp performances.

RETURNING

Player	GP/GS	ATT	YDS	AVG	TD	LG	AVG/G
Jawon Hamilton	13/9	139	495	3.6	4	32	38.1
Adrian Killins	13/3	50	325	6.5	4	87	25.0
Taj McGowan	13/0	35	156	4.5	2	47	12.0
C.J. Jones	3/0	6	29	4.8	1	14	9.7

GONE

Player	GP/GS	ATT	YDS	AVG	TD	LG	AVG/G
Dontravious Wilson	12/3	120	463	3.9	8	35	38.6

DEFENSIVE BACKS



DEFENSIVE BACKS COACH Travis Fisher



DEFENSIVE BACKS

- 13 **Bryon Brown - RFr., 6-1, 176**
Miami (Norland)
- 14 **Nevelle Clarke - RFr., 6-1, 185**
Coral Springs, Fla. (Taravella)
- 20 **Brandon Moore - So., 6-0, 177**
Sanford, Fla. (Seminole)
- 21 **Rashard Causey - Jr., 6-0, 195**
Miami, Fla. (St. Thomas Aquinas)
- 23 **Tre Neal - R Jr., 6-1, 208**
Buford, Ga. (Buford)
- 25 **Kyle Gibson - R Jr., 5-11, 182**
Tampa, Fla. (Armwood)
- 27 **Richie Grant - Fr., 6-0, 186**
Fort Walton Beach, Fla. (Choctawhatchee)
- 28 **Shawn Burgess-Becker - RSo., 6-1, 219**
St. Petersburg, Fla. (Lakewood)
- 38 **Rod Sylvestre - Jr., 6-0, 195**
Margate, Fla. (Dean College)
- 46 **Chris Johnson - RSr., 5-10, 187**
Jacksonville, Fla. (First Coast)
- 47 **Jonathan Gebka - RFr., 6-1, 177**
Boca Raton, Fla. (Olympic Heights)

2017 SIGNING CLASS

- 3 **Antwan Collier - Fr., 6-3, 181**
Miami (Southridge)
- 8 **Zamari Maxwell - Fr., 6-1, 175**
Largo, Fla. (Pinellas Park)
- Rennard Bozeman - Fr., 5-10, 173**
Lauderdale Lakes, Fla. (Boyd Anderson)

MANY BIG SHOES TO FILL

All four of the Knights' starting defensive backs from 2016 were either drafted or signed by NFL squads. Corners Shaquill Griffin and D.J. Killings, along with safeties Drico Johnson and T.J. Mutcherson leave huge holes to fill in the secondary.

The Knights feel good about the safety positions. Kyle Gibson and Tre Neal both have a good deal of experience and the addition of Alabama transfer Shawn Burgess-Becker brings some unique talents to the position as well.

The cornerback position is a bigger question mark. UCF lost its three top corners, when Jeremy Boykins is included in the discussion.

The Knights will get Nevelle Clarke back mid-season. Rashard Causey and Chris Johnson also have some limited experience on the outside.

The Knights' coaching staff was pleased with the play of redshirt freshman Richie Grant in the spring. Grant could play either corner or safety.

Bryon Brown suffered a knee injury during his freshman season in 2016. The coaching staff is high on Brown, as well. If he is healthy in the fall, he should get a long look at the corner position.

Early enrollee Antwan Collier will likely be in the mix at cornerback.

RETURNING

Player	GP/GS	U-A-T	TFL	SACKS	INT	BRUP	FF
Kyle Gibson	13/0	18-7-25	0.0	0.0	0	1	0
Tre Neal	13/0	11-10-21	0.0	0.0	0	0	1
Nevelle Clarke	10/0	11-4-15	0.0	0.0	0	2	0
Chris Johnson	13/0	1-1-2	0.0	0.0	1	0	0

GONE

Player	GP/GS	U-A-T	TFL	SACKS	INT	BRUP	FF
T.J. Mutcherson	13/13	42-31-73	3.5	1.0	2	2	1
Drico Johnson	13/13	41-22-63	2.5	0.0	2	6	1
Shaquill Griffin	13/13	30-20-50	3.0	0.0	4	15	0
D.J. Killings	13/13	30-12-42	3.0	1.0	3	11	0
Jeremy Boykins	13/0	8-6-14	0.0	0.0	0	3	0

DEFENSIVE LINE



DEFENSIVE LINE COACH Mike Dawson

DEFENSIVE LINEMEN

- 5 **Jamiyus Pittman - Sr., 6-0, 311**
Moultrie, Ga. (Colquitt County)
- 9 **Trysten Hill - So., 6-1, 325**
Lee, Fla. (Suwanee)
- 43 **Aaron Cochran - Jr., 6-2, 289**
Atlanta, Ga. (Hapeville Charter)
- 49 **Seyvon Lowry - R Sr., 6-3, 272**
Jacksonville, Fla. (First Coast)
- 54 **A.J. Wooten - RJr., 6-4, 276**
Alapaha, Ga. (Berrien)
- 61 **Rory Coleman - Sr., 6-3, 258**
Longwood, Fla. (Lake Brantley)
- 90 **Josh Odigie - Sr., 6-3, 250**
Costa Mesa, Calif.
(Los Osos/Orange Coast)
- 91 **Joey Connors - RJr., 6-1, 302**
Powder Springs, Ga. (Harrison)
- 93 **Tony Guerad - R Sr., 6-3, 297**
Tampa, Fla. (Tampa Bay Tech)
- 94 **Anthony Montalvo - R Fr., 6-3, 265**
Tampa, Fla. (Sickles)
- 98 **Brendon Hayes - R So., 6-3, 287**
Laplace, La. (Brother Martin)
- Jeremiah Zio - Fr., 6-8, 245**
St. Petersburg, Fla. (Farragut Academy)
- Mason Cholewa - Fr., 6-7, 265**
McKee's Rocks, Pa. (Montour)



FORMIDABLE FRONT

Seven of the Knights' top eight defensive linemen from last season return to anchor a defensive unit that was among the best in the nation in 2016.

Returning starters Tony Guerad, Jamiyus Pittman and Trysten Hill will be relied upon to lead the group once again.

Statistically, Guerad was the most productive of the group. He compiled 62 total tackles, including 10 tackles for-loss and 3.5 sacks. He ranked fourth on the team in TFL.

Playing noseguard in a 3-4 scheme saw Pittman face numerous double teams. He still managed 28

tackles, 4.5 TFL and 2.0 sacks.

Hill started at defensive tackle as a true freshman. He tallied 15 tackles and one-third of them (5.0) were TFL.

While the three aforementioned players will likely lead the group, they have plenty of help returning.

Joey Connors played in all 13 games and recorded 27 tackles last season. A.J. Wooten also played in each game and recorded 22 stops. Seyvon Lowry saw action in each game with 13 tackles and an interception. Brendon Hayes played in 12 games with 10 tackles and a pick six at East Carolina.

RETURNING

Player	GP/GS	U-A-T	TFL	SACKS	INT	BRUP	FF
Tony Guerad	13/13	28-34-62	10.0	3.5	0	1	1
Jamiyus Pittman	12/8	14-14-28	4.5	2.0	0	1	0
Joey Connors	13/0	8-19-27	2.5	1.0	0	4	1
A.J. Wooten	13/5	8-14-22	1.5	0.0	0	0	0
Trysten Hill	13/13	11-4-15	5.0	1.0	0	0	1
Seyvon Lowry	13/0	4-9-13	0.5	0.0	1	2	0
Brendon Hayes	12/0	5-5-10	1.5	0.5	1	0	0
Aaron Cochran	10/0	5-5-10	0.0	0.0	0	0	0

GONE

Player	GP/GS	U-A-T	TFL	SACKS	INT	BRUP	FF
Jock Petree	13/0	5-8-13	2.5	0.5	0	0	0

LINEBACKERS



LINEBACKERS COACH Jovan Dewitt

LINEBACKERS

- 2 **Chequan Burkett - RSr, 6-2, 230**
Montgomery, Ala. (Carver)
- 10 **Titus Davis - Jr., 6-2, 240**
Ellenwood, Ga. (Stockbridge)
- 18 **Shaquem Griffin - RSr, 6-1, 223**
St. Petersburg, Fla. (Lakewood)
- 33 **Monterious Loggins - Fr., 6-0, 237**
Crawfordville, Fla. (Wakulla)
- 35 **Dedrion Bacote - RFr, 6-2, 229**
Virginia Beach, Va. (Ocean Lakes)
- 44 **Nate Evans - So., 6-1, 237**
Waggaman, La. (John Curtis)
- 55 **Eric Mitchell - RFr, 6-1, 231**
Miami, Fla. (Miami Central)
- 56 **Pat Jasinski - Jr., 6-1, 226**
Roswell, Ga. (Blessed Trinity)

2017 SIGNING CLASS

- 16 **L.J. Cummings - Fr., 6-3, 205**
Bartow, Fla. (Bartow)
- 17 **Sterling Jones - Fr., 6-2, 225**
Montgomery, Ala. (St. James School)
- 22 **Kalia Davis - Fr., 6-2, 250**
Pensacola, Fla. (West Florida Tech)
- 40 **Christian Lezzer - RJr., 6-0, 219**
Clearfield, Pa. (Boston College)
- 41 **T.J. Pitts - Fr., 6-1, 250**
Williston, Fla. (Williston)
- 99 **Gabriel Luyanda - Jr., 6-5, 230**
Tampa (Garden City CC)
- 96 **Stephon Zayas - Fr., 6-6, 210**
Ft. Lauderdale, Fla. (Dillard)



GRIFFIN LEADS LBS

The Knights lost three of their four starting linebackers from 2016. However, last season's American Athletic Conference Defensive Player of the Year is returning to lead.

Building a new linebacker corps should be a bit easier when the cornerstone is Shaquem Griffin, who managed 92 tackles, 20 tackles for-loss and 11.5 sacks last season.

Gone is Mark Rucker, who led the team in tackles with 93 last season. Demeitre Brim, the unquestioned leader of last year's defense, and his 82 stops also graduated. Errol Clarke and his 12.5 TFLs and 6.5 sacks were also lost.

So, who fills the void?

On the inside, junior Pat Jasinski gained valuable experience in 2016. He played in 12 games and tallied 41 tackles. Chequan Burkett also returns. Burkett notched 38 stops in 12 games in 2016.

Nate Evans also saw a fair amount of action as a true freshman last season at inside backer, taking part in 11 games.

To bookend Griffin on the outside, junior Titus Davis and redshirt freshman Dedrion Bacote both had solid springs. Davis earned valuable experience in 2016. He tallied 12 tackles in seven games.

RETURNING

Player	GP/GS	U-A-T	TFL	SACKS	INT	BRUP	FF
Shaquem Griffin	13/13	57-35-92	20.0	11.5	1	7	2
Pat Jasinski	13/0	24-17-41	4.5	3.5	0	0	0
Chequan Burkett	12/1	20-18-38	1.5	0.0	0	3	0
Titus Davis	7/0	6-6-12	0.0	0.0	0	0	1

GONE

Player	GP/GS	U-A-T	TFL	SACKS	INT	BRUP	FF
Mark Rucker	13/12	53-40-93	11.5	3.5	0	2	1
Demeitre Brim	13/12	34-48-82	6.5	1.0	0	3	2
Errol Clarke	13/13	37-32-69	12.5	6.5	0	3	2
Maurice Russell	13/0	8-5-13	1.0	0.0	0	2	1

SPECIALISTS



SPECIAL TEAMS COACH Jovan Dewitt

KICKERS

- 11 Matthew Wright - Rjr., 6-0, 179**
Lancaster, Pa. (Lampeter-Strasburg)
- 19 Donald De La Haye - Jr., 5-9, 169**
Port St. Lucie, Fla. (Port St. Lucie)

PUNTERS

- 48 Mac Loudermilk - Rjr., 6-1, 234**
Valdosta, Ga. (Valdosta)

LONG SNAPPERS

- 31 Luke Ebbesmeyer - Rsr., 6-7, 241**
Orlando, Fla. (The First Academy/Auburn)
- 32 Alex Ward - Fr., 6-4, 220**
Fort Walton Beach, Fla. (Choctawhatchee)
- 47 Caleb Perez - Rjr., 6-1, 232**
West Palm Beach, Fla. (Palm Beach Gardens)
- 82 Rory Coleman - Sr., 6-3, 260**
Orlando (Lake Brantley)



SOLID SPECIALISTS

For the first time in four years, the Knights will have a new punter handling most of those duties. On the other hand, the placekicking duties will likely be handled by student-athletes returning to familiar roles.

After four years of Caleb Houston handling punts, those duties may fall to Mac Loudermilk, who has seen limited action at the punting position over the past two seasons. Loudermilk has executed 15 punts over the past two seasons, averaging 44.3 yards per kick.

Junior Matthew Wright returns after two seasons of handling most of the placekicking duties. For his career, Wright is 22-of-29 on field goals and has missed just two extra points in two years as

the Knights' placekicker.

Junior Donald De La Haye handled all 73 kickoffs for the Knights last season, averaging nearly 61 yards per boot with 37 touchbacks.

With the departure of Gage Marsil, who was the starting long snapper for the past two seasons, that position will be up for grabs as well. Caleb Perez, Luke Ebbesmeyer, Alex Ward and Rory Coleman will be vying to take over the long-snapping responsibility.

The Knights have plenty of weapons to choose from in the return game. Adrian Killins has shown the ability to return kickoffs in explosive fashion and there are many candidates to handle punt return duties.

RETURNING

Punter	GP	PUNTS	YDS	AVG	LG	TB	I20
Mac Loudermilk	10	6	210	35.0	47	0	1
Kicker	GP	FG	PCT	LG	KO	YDS	TB
Matthew Wright	13	17-22	77.3	50	0	0	0
Donald De La Haye	13	0-0	--	--	73	4441	37

GONE

Punter	GP	PUNTS	YDS	AVG	LG	TB	I20
Caleb Houston	13	74	3117	42.1	70	2	24



*Book Now at www.DoubleTreeUCF.com
407-275-9000*





COACHING STAFF



SCOTT FROST



HEAD COACH • SECOND SEASON AT UCF

Scott Frost was named the 10th head coach in the history of UCF Football on Dec. 1, 2015. On the day he was hired, Frost told fans to buckle their seatbelts because the Knights were going to punch the accelerator and go fast.

True to his word and to the team's trademark offense – UCFast – Frost quickly led the Black and Gold back to its winning ways. The former national-champion quarterback at Nebraska took over a Knights team that went 0-12 in 2015 and led them to a postseason bowl game in his first season at the helm.

UCF went 6-7 in the inaugural season under the leadership of Frost, and earned a bid to the 2016 AutoNation Cure Bowl at Orlando's Camping World Stadium. It marked the first time a team had gone from winless to a bowl game since UCF went 0-11 in 2004 and then played in the 2005 Hawaii Bowl.

DEFENSIVE TURNAROUND

With Frost at the helm, UCF made one of the best defensive turnarounds in the nation in 2016. The Knights led the American Athletic Conference in five defensive statistical categories, ranked second in the nation in red zone defense and third in the nation with five defensive touchdowns.

In 2015, the Knights ranked 117th in the nation, allowing 37.7 points per game. In 2016, Frost's squad allowed just 24.6 points per contest, ranking 42nd in the nation. UCF also went from just 13 forced turnovers in 2015 (115th nationally) to 26 turnovers forced in 2016 (18th nationally).

EARLY HONORS

In November of 2016, Frost was named a national semifinalist for the George Munger Coach of the Year Award, which is presented yearly by the Maxwell Football Club. The list included 16 candidates for the award, which were selected by the MFC National Selection Committee.

A HIGH-POWERED SHOW

Frost came to UCF from Oregon, where he was an assistant coach from 2009-15, ascending to offensive coordinator in 2013. In 2009, the Ducks ranked 33rd in total offense and eighth in scoring. One year later, they climbed to first in the FBS in both categories, and never dropped below sixth with Frost on staff.

Oregon won at least 10 games each year from 2009-14, and had a 79-11 record during Frost's tenure before



he accepted the role at UCF. The Ducks appeared in the national title game in 2010 and 2014 along with the Rose Bowl, Fiesta Bowl and Alamo Bowl.

Frost was the offensive coordinator as Marcus Mariota won the Heisman Trophy following a 2014 campaign where he threw for 4,454 yards and 42 touchdowns with just four interceptions. Mariota completed 66.8 percent of his passes with 105 passing touchdowns and 14 picks as a Duck, as well as rushing for 2,237 yards and 29 touchdowns from 2012-14.

ENTERING THE COACHING RANKS

Frost originally kicked off his career on the sidelines as a graduate assistant at Nebraska in 2002, then held the same role with Kansas State in 2006. His first full-time position came as the linebackers coach for Northern Iowa in 2007 and then as co-defensive coordinator in 2008. Both of those seasons the Panthers appeared in the FCS Playoffs.

THE FROST FILE

Birthplace: Lincoln, Neb.

Hometown: Wood River, Neb.

College Education: Nebraska, 1997 (finance)

COACHING EXPERIENCE

Year	School	Position
2002	Nebraska	Graduate Assistant
2006	Kansas State	Graduate Assistant
2007	Northern Iowa	Linebackers
2008	Northern Iowa	Defensive Coordinator/LB
2009-12	Oregon	Wide Receivers
2013-15	Oregon	Offensive Coordinator
2016-17	UCF	Head Coach

PLAYING EXPERIENCE

Year	School/Team
1993-94	Stanford
1995-97	Nebraska
1998-00	New York Jets
2001	Cleveland Browns
2001-02	Green Bay Packers
2003	San Francisco 49ers
2003-04	Tampa Bay Buccaneers

FROST'S PLAYING DAYS

A native of Wood River, Neb., Frost traveled to Stanford to begin his college career under legendary Pro Football Hall of Fame head coach Bill Walsh. Frost played at both quarterback and free safety for the Cardinal. He then returned home to suit up for Nebraska and head coach College Football Hall of Famer Tom Osborne. After sitting out the 1995 campaign where the program went 12-0 en route to the national title, he took over for Tommie Frazier in 1996 as the Cornhuskers' starting signal-caller. That season, he was selected as the Big 12 Offensive Newcomer of the Year thanks to throwing for 1,440 yards with 13 touchdowns and just three picks. He also rushed for 438 yards and nine touchdowns.

As a senior in 1997, Frost was a Johnny Unitas Award finalist, a Davey O'Brien Award semifinalist and a CoSIDA Academic All-America selection. He was voted on to the All-Big 12 Second Team, throwing for 1,237 yards and rushing for 1,096 along with 19 touchdowns on the ground.

During 1997, the Cornhuskers faced off with UCF in Lincoln, where the Knights, who were in just their second year in the FBS, surprised the home team with a 17-14 halftime lead. No. 6 Nebraska bounced back with 17 points in the third quarter for a 38-24 win, and the Cornhuskers eventually were a perfect 13-0 to claim yet another national championship.

Frost would later be tagged in the NFL Draft's third round by the New York Jets, and played in regular season games on defense for the Jets, Browns and Buccaneers.

POSTSEASON GAMES COACHED

Season	Game/Event
2002	Independence Bowl
2006	Texas Bowl
2007	FCS Playoffs
2008	FCS Playoffs
2009	Rose Bowl
2010	BCS National Championship Game
2011	Rose Bowl
2012	Fiesta Bowl
2013	Alamo Bowl
2014	Rose Bowl
2014	Playoff National Championship Game
2016	AutoNation Cure Bowl





GREG AUSTIN



OFFENSIVE LINE • SECOND SEASON AT UCF

Greg Austin was hired by the Knights as their offensive line coach in January of 2016 after he spent three seasons with the Philadelphia Eagles. He holds two master's degrees in business management and sports management from UCF.

From 2013-15, Austin had a hand in the Eagles' men up front, serving as assistant offensive line coach for head coach Chip Kelly and position coach Jeff Stoutland. Philadelphia ranked in the top 12 in the NFL each year in yards per game, including the top five in 2013 and 2014.

Austin helped offensive tackle Jason Peters receive a spot in the Pro Bowl all three seasons, while center Jason Kelce and guard Evan Mathis also earned Pro Bowl recognition in 2014. Peters and Mathis grabbed All-Pro accolades in 2013 as well.

Philadelphia's offensive line paved the way for LeSean McCoy to become the NFL's leading rusher in 2013, and he finished fourth in 2014. The Eagles made a trip to the 2013 NFL Playoffs thanks to winning the NFC East title with a 10-6 record.



With Austin on staff as an intern in 2010 and a graduate assistant from 2011-12, Oregon carried a 24-4 record and appeared in the BCS National Championship Game his first year and the Ducks won the Rose Bowl and the Fiesta Bowl the next two campaigns. Oregon ranked in the top five in the country in total offense and scoring offense all three years, including holding down the top spot in both categories in 2010.

From 2010-12, Oregon claimed eight All-Pac-12 First Team offensive players, running back De'Anthony Thomas was the 2011 Freshman Offensive Co-Player of the Year and quarterback Marcus Mariota was the 2012 Freshman Offensive Player of the Year.

Austin worked alongside Frost all three years with the Ducks, while he was an intern and graduate assistant with Oregon the same years as UCF's new defensive coordinator Erik Chinander. Austin and Chinander both then went to the Eagles in 2013.

Before entering the coaching ranks, Austin achieved his master's degree at UCF and also spent time as an event manager at ESPN Wide World of Sports Complex at Walt Disney World Resort.

A native of Cypress, Texas, Austin received his bachelor's degree in management from Nebraska where he was an offensive guard for the Cornhuskers from 2003-06. In four seasons, he played in 27 games highlighted by becoming just the fifth true freshman in school history to appear on the Nebraska offensive line. Although a knee injury threatened his playing career as a freshman, he went on to play 11 games the following season en route to earning Big 12 All-Academic Second Team honors in 2004-05.

Austin and his wife Kelley have a daughter, Kilyn Elyse, and twin daughters, Kenly Ellis and Kolbe Estel.

<i>THE AUSTIN FILE</i>	
Birthplace:	Houston, Texas
Hometown:	Cypress, Texas
College Education:	Nebraska, 2007 (management) UCF, 2008 and 2009 (business management and sports management)

COACHING EXPERIENCE

Year	School/Team	Position
2010	Oregon	Intern
2011-12	Oregon	Off. Graduate Assistant
2013-15	Philadelphia Eagles	Assistant Offensive Line
2016-17	UCF	Offensive Line



SEAN BECKTON



TIGHT ENDS/RECRUITING • 17TH SEASON AT UCF

A member of the UCF Athletics Hall of Fame, Sean Beckton began his third stint on the Knights coaching staff in April of 2009. Beckton served as the program's defensive backs coach from 2009-11 before taking over the wide receivers from 2012-15. He currently serves as the tight ends coach and recruiting coordinator. Beckton had been on staff a combined 10 seasons prior to returning in 2009.

In 2016 Beckton coached junior tight end Jordan Akins to his best season as a Knight. He finished with 23 receptions and a career high 347 yards with two touchdowns. Jordan Franks also excelled under Beckton, recording 11 catches for 143 yards in 11 games played as a junior. Beckton had the task of working with an incredibly young group of receivers for 2015, most of which had never caught a collegiate pass. In the end Tre'Quan Smith finished with 52 receptions and 724 yards, both of which set UCF freshman records. Smith became the first freshman in school history to lead his team in catches and receiving yards, and went on to be named the American Athletic Conference Rookie of the Year.

Labeled as one of the best wide receiving corps in the nation entering 2014, UCF's wideouts did not disappoint. The combination of Breshad Perriman, Josh Reese, J.J. Worton and Rannell Hall all amassed at least 500 receiving yards, marking the first time in UCF history it had four players with 500 yards or more in a season. They helped the Knights post a 9-4 record, reach the Bitcoin St. Petersburg Bowl and win its second straight league title.

Perriman finished the year with 1,044 receiving yards, becoming the first Knight to eclipse the 1,000-yard mark since 2006. He would be voted on to the all-league first team by the conference's head coaches, and be selected in the first round of the 2015 NFL Draft by the Indianapolis Colts.

That incredible group of receivers blended nicely in 2013 and it showed in UCF's results as it went 12-1 highlighted by the American Athletic Conference title and a win over Baylor in the Tostitos Fiesta Bowl. The No. 10-ranked Knights were sparked by an offense that averaged 281.6 receiving yards and 34.6 points per game. The 3,661 total receiving yards were the most since 2002.

Hall (886), Perriman (811) and Worton (721) all collected at least 700 receiving yards. Jeff Godfrey chipped in 406 and Reese not only had 252 but was one of the best blockers on the team. After the season Worton would be named to The American's All-Conference Second Team.

Instructing a young yet talented wide receiver corps in 2012, Beckton helped the Knights combine for 3,158 receiving yards and 28 touchdowns. Worton led the way with 44 catches, and Hall had 631 yards to lift UCF to a 10-4 record, a Conference USA East Division crown and a win in the Beef 'O' Brady's Bowl.

Voted on to the 2012 C-USA All-Freshman Team, Perriman ranked third among true freshman in UCF history with 26 receptions, 388 yards and three touchdowns.

The defensive backs once again shined in 2011 as UCF consistently ranked in the top-25 in the nation in passing defense. Cornerback Josh Robinson received a spot on the All-C-USA First Team for the second-straight season as he racked up 15 break-ups and two interceptions, and safety Kemal Ishmael led the Knights in tackles for the second year in a row with 81.

Robinson went on to become UCF's 29th NFL Draft pick since 1987 when he was taken in the third round of the 2011 draft by the Minnesota Vikings.

In 2010, Beckton's defensive backs were part of a team that enjoyed the finest season in school history. UCF went 11-3 overall, claimed the Conference USA Championship and defeated Georgia in the AutoZone Liberty Bowl. The win over the Bulldogs served as the Knights' first bowl win. UCF entered the national rankings for the first time during the

campaign, and concluded the season ranked in the top 25 of both polls.

Two of Beckton's defensive backs, Ishmael and Robinson, were named to the All-C-USA First Team. Ishmael led the Knights with 93 total tackles and added two interceptions, while Robinson recorded 59 stops to go with two picks.

In his first year back at UCF in 2009, Beckton helped gel a secondary which featured four new starters, and the group continued to improve over the course of the season.

Robinson was named a Freshman All-American after recording six interceptions and converted quarterback Michael Greco earned a free agent contract with the New York Giants after just one season as a safety.

From 1996-03, Beckton served as UCF's wide receivers coach. During that time, he mentored some of the best wideouts in program history, including Siaha Burley, Doug Gabriel, Jimmy Fryzel, Brandon Marshall and Mike Sims-Walker. Gabriel, Marshall and Sims-Walker all played in the National Football League after concluding their collegiate careers.

Beckton's success with the Knights included a four-year run where the program had a receiver ranked in the top six in the nation in receptions per game each season. Before re-joining the UCF staff under George O'Leary, Beckton spent time as an assistant for the Orlando Predators in the Arena Football League.

A native of Daytona Beach, Beckton was a star wide receiver for UCF from 1987-90. He concluded his career as the program's career leader in receptions with 196 and receiving yardage with 2,493. Against Texas Southern as a senior, Beckton threw a touchdown pass, ran for a touchdown, caught a touchdown and also scored on a punt return.

After brief stints with the Chicago Bears and the Cincinnati Bengals in the National Football League, Beckton returned to UCF in 1992-93, serving as an offensive graduate assistant coach, where he mainly worked with the Knights' tight ends. From 1993-96, Beckton coached and taught history at Mainland High School in Daytona Beach. He helped Mainland to a pair of state championships, and in his role as a basketball coach, also helped mentor current National Basketball Association star Vince Carter.

Beckton, who also played for the Predators from 1993-94, was inducted into the UCF Athletics Hall of Fame in 2000. He graduated from UCF in 1993 with a bachelor's degree in liberal studies and a minor in physical education. Along with his many football accomplishments, he has also served as the physical education department chair at Mainland.

Beckton and his wife, Zorana, have a son, Sean, Jr., and a daughter, Zaria.

COACHING EXPERIENCE

Year	School/Team	Position
1992-93	UCF	Off. Graduate Assistant
1993-96	Mainland H.S.	Assistant Coach
1996-03	UCF	Wide Receivers
2008	Orlando Predators	Wide Receivers
2009-11	UCF	Defensive Backs
2012-15	UCF	Wide Receivers
2016-17	UCF	Tight Ends/Recruiting

THE BECKTON FILE

Birthplace: Daytona Beach, Fla.

Hometown: Ormond Beach, Fla.

College Education: UCF, 1993

(liberal studies, minor in phys. ed.)



ERIK CHINANDER



DEFENSIVE COORDINATOR • SECOND SEASON AT UCF

Erik Chinander was announced as the defensive coordinator for the UCF football team in January of 2016.

Chinander's defense was impressive in his first year as coordinator. UCF led the American Athletic Conference in five defensive statistical categories, ranked second in the nation in red zone defense and third in the nation with five defensive touchdowns.

Chinander helped develop linebacker Shaquem Griffin in his breakout season. Griffin recorded 92 tackles, 20 tackles-for-loss and 11.5 sacks on his way to earning 2016 American Athletic Conference Defensive Player of the Year honors. Griffin was 12th in the nation with 0.88 sacks per game and 13th with 1.5 tackles-for-loss per contest.

In his first season at UCF, Chinander also mentored three other Knights to All-American Athletic Conference accolades. Defensive back Shaquill Griffin and noseguard Jamiyus Pittman were named to the All-AAC Second Team, while Drico Johnson picked up honorable mention honors.

For his work, Chinander was honored as a finalist for the Broyles Award in 2016. The Broyles Award is given each year to the top assistant coach in college football.

Chinander came to Orlando after serving as the outside linebackers coach at Oregon. He has coached with Frost for seven seasons at Oregon and Northern Iowa.

In 2015, the Oregon outside linebacker combination of Tyson Coleman (63) and Torrodney Prevot (48) combined for 111 tackles. Coleman was second on the team with 12.0 tackles for loss as well as 4.5 sacks, while he forced a team-high three fumbles. A year before that, Tony Washington finished second at Oregon with 11.5 tackles for loss and six sacks, forcing three fumbles and recovered three as well.

Prior to his second stint in Eugene, Chinander worked as an assistant to Philadelphia Eagles defensive line coach Jerry Azzinaro where he helped with game and practice plans,

*UCF 2016 DEFENSIVE STATS
(NATIONAL RANKINGS)*

- Red Zone Defense - 70.7% (2nd)
- Defensive TDs - 5 (3rd)
- 3rd Down Defense - 29% (6th)
- Tackles for Loss - 7.9/game (9th)
- Sacks - 2.92/game (17th)
- Turnovers - 26 (18th)
- Interceptions - 15 (22nd)
- Fumbles Recovered - 11 (24th)
- Total Defense - 370.3/game (39th)
- Scoring Defense - 24.6 ppg (42nd)

coordinating the scout teams and evaluating current and future personnel. The Eagles claimed the NFC East title and boasted a 10-6 record during the 2013 campaign.

Chinander ventured to the NFL following three seasons with Chip Kelly at Oregon, serving as an intern in 2010 and then a graduate assistant from 2011-12. Chinander witnessed three all-conference defensive linemen reach the NFL in Kenny Rowe, Brandon Bair and 2013 No. 3 overall pick in the NFL Draft Dion Jordan.

During the 2012 campaign, Oregon was third in the Pac-12 in scoring defense while it led the league in sacks in 2011.

With Chinander on staff, Oregon reached the BCS National Championship Game in the 2010 season, and it earned victories in the Rose Bowl (2011 season), the Fiesta Bowl (2012 season) and the Rose Bowl (2014 season) while it also reached the Alamo Bowl in 2015.

From 2004-09, Northern Iowa witnessed the versatile Chinander coach the tight ends and make a huge impact in recruiting, but he also assisted with the defensive and specialists scout teams as well as slotbacks. The Panthers won three Missouri Valley Conference titles during that span, and advanced to the FCS national championship in 2005 as well as the semifinals in 2008.

In his first coaching stop in 2003, Chinander was the offensive line and defensive line coach for Ellsworth Community College in Iowa, where he also coordinated the strength and conditioning programs for football and men's and women's basketball. The Panthers finished second in the region and three of his players garnered first-team, all-region status.

Hailing from Allison, Iowa, Chinander was a walk-on offensive lineman for Iowa beginning in 1998. The Hawkeyes would claim the 2001 Alamo Bowl crown and reach the 2003 Orange Bowl after earning the Big 10 crown. After his senior year in 2002, Chinander received the Hawkeyes' Offensive Team Leader Award.

Chinander earned bachelor's degrees in health leisure and sports studies, as well as history, in 2003. He and his wife, Megan, have two daughters, Penelope and Sophia.

THE CHINANDER FILE

Birthplace: Mason City, Iowa

Hometown: Allison, Iowa

College Education: Iowa, 2003 (health leisure and sports studies, as well as history)

COACHING EXPERIENCE

Year	School/Team	Position
2003	Ellsworth C.C.	Off. Line/Def. Line
2004-09	Northern Iowa	Tight Ends
2010	Oregon	Intern
2011-12	Oregon	Def. Graduate Assistant
2013	Philadelphia Eagles	Asst. Defensive Line
2014-15	Oregon	Outside Linebackers
2016-17	UCF	Defensive Coordinator



MIKE DAWSON



DEFENSIVE LINE • SECOND SEASON AT UCF

Mike Dawson joined the Knights in January of 2016 as the team's defensive line coach after most recently being the assistant defensive line coach for the Philadelphia Eagles.

With Dawson on the staff, UCF's defense saw incredible success in 2016. UCF led the American Athletic Conference in five defensive statistical categories, ranked second in the nation in red zone defense and third in the nation with five defensive touchdowns.

The Knights also ranked ninth in the nation with 7.9 tackles-for-loss per game and 17th overall with 2.92 sacks per game. Noseguard Jamiyus Pittman was named to the All-American Athletic Conference Second Team after recording 28 tackles, 4.5 tackles-for-loss, two sacks and two fumble recoveries.

Former Eagles head coach and current San Francisco 49ers head coach Chip Kelly hired Dawson in January 2013 to be a defensive quality control coach. That year, the organization tied for third in the NFL in games holding their opponents to 21-or-fewer points, and tied for third in the league with 31 takeaways. Philadelphia won the NFC East title in 2013 with a 10-6 record.

Dawson served as assistant defensive line coach from 2014-15, with the 2014 team completing the year fifth in the NFL by holding opponents to just 3.7 yards per rush. The Eagles also tied for the second most sacks with 49.

Before joining the Eagles, Dawson was away from the coaching ranks when he agreed to be the athletic director at North Middlesex High School in Massachusetts in January 2012. That was the same school Dawson served as a football

captain when it went undefeated in 1992, while he also played for the hockey team.

From 2009-11, Dawson worked as Boston College's special teams coordinator. In 2010, freshman kicker Nate Freese went 22-for-25 in field-goal attempts, while punter Ryan Quigley collected 26 punts inside the 20. A year earlier, kicker Steve Aponavicius took over as the Eagles' all-time leading scorer with 290 points, and he finished his career ranked first in school history in field-goal percentage and extra points made.

In his first full-time assistant coaching position at the FBS level, Dawson was in charge of the linebackers at Akron from 2006-08. Brion Stokes paced the team in tackles in 2007, and he was among the Mid-American Conference's top-10 in tackles for loss and sacks. Stokes went on to be an All-MAC Second Team pick that year, and he capped off his career as a Zip with 38.5 tackles for loss, good for second on Akron's all-time list.

Dawson began a six-year stint at New Hampshire as a linebackers coach in 2000 before ultimately climbing to be the defensive coordinator from 2004-05. The 2005 Wildcats reached the FCS quarterfinals as the defense helped UNH lead the nation in takeaways with 45. New Hampshire combined for a 21-5 record from 2004-05.

Starting his coaching career, Dawson first served as a defensive line coach in the spring of 1998 for UMass-Lowell, then joined Maine as a defensive assistant (1998-99) and Pittsburgh as a graduate assistant (fall 1999).

Dawson was a three-year starter at linebacker and defensive end from 1994-96 at UMass-Amherst where he graduated with a bachelor's degree in sports management in 1997.

A native of Pepperell, Mass., Dawson and his wife, Jodi, have a son, Frankie.

COACHING EXPERIENCE

Year	School/Team	Position
1998	UMass-Lowell	Defensive Line
1998-99	Maine	Defensive Assistant
1999	Pittsburgh	Graduate Assistant
2000	New Hampshire	Linebackers
2001	New Hampshire	Offensive Line
2002-03	New Hampshire	Linebackers
2004-05	New Hampshire	Def. Coordinator/LB
2006-08	Akron	Linebackers
2009-11	Boston College	Special Teams
2013	Philadelphia Eagles	Def. Quality Control
2014-15	Philadelphia Eagles	Asst. Defensive Line
2016-17	UCF	Defensive Line

THE DAWSON FILE

Birthplace: Melrose, Mass.
Hometown: Pepperell, Mass.
College Education: UMass-Amherst, 1997
 (sports management)





JOVAN DEWITT



ASSOCIATE HEAD COACH • SECOND SEASON AT UCF
LINEBACKERS/SPECIAL TEAMS

Jovan Dewitt joined the UCF football coaching staff in January of 2016, serving as the linebackers coach and special teams coordinator for the Knights and was promoted to Associate Head Coach in July of 2017. He ventured to Orlando after two years at Army West Point.

Dewitt's linebackers helped the UCF defense to an impressive 2016. The Knights led the American Athletic Conference in five defensive statistical categories, ranked second in the nation in red zone defense and third in the nation with five defensive touchdowns.

Under Dewitt's leadership linebacker Shaquem Griffin had a breakout season. Griffin recorded 92 tackles, 20 tackles-for-loss and 11.5 sacks on his way to earning 2016 American Athletic Conference Defensive Player of the Year honors. Griffin was 12th in the nation with 0.88 sacks per game and 13th with 1.5 tackles-for-loss per contest.

With Army, Dewitt was its special teams coordinator and outside linebackers coach from 2014-15. The Black Knights' special teams units combined to block seven kicks in those two seasons, while punter Alex Tardieu followed up an impressive junior campaign by having just two touchbacks on 50 punts in 2015. He also landed 13 boots inside the 20 with four punts going at least 50 yards.

Dewitt's first coaching stop in the Sunshine State came with Florida Atlantic as the Owls' linebackers coach from 2012-13. In his final year, he took over as defensive coordinator midway through the season, and FAU finished ranked 11th in the country in total defense. The Owls also ranked second in passing defense and eighth in first downs defense.

The 2013 FAU squad posted a school record 32 sacks, and cornerback D'Joun Smith was third in the nation in

interceptions and No. 2 in passes defended.

When Frost jumped from Northern Iowa's defensive coordinator position to serve as Oregon's wide receivers coach for the 2009 season, Dewitt took over as UNI's defensive coordinator. The Panthers reached the FCS playoffs in two of Dewitt's three seasons, and they went 24-11 from 2009-11 highlighted by a No. 6 national ranking in 2011.

At Northern Iowa, Dewitt coached LJ Fort who was a six-time All-American and the runner-up for the Buck Buchanan Award, which is given to the best defensive player at the FCS level. Fort was the Sporting News Player of the Year as well.

Dewitt entered the coaching ranks as a student assistant with the defensive line at his alma mater, Northern Michigan, in 1997. He then made two return stops in the Upper Peninsula with the Wildcats (2000-01 and 2004-05), while he also coached at Ft. Scott Community College (2002), Fairmont State (2003) and St. Norbert (2006-08).

Receiving his bachelor's degree in physics and mathematics from Northern Michigan in 1999, Dewitt was a two-time All-American and the 1996 Midwest Intercollegiate Football Conference Defensive Player of the Year. He was invited to the New Orleans Saints camp after graduation, and played three years in the Arena Football League with the Iowa Barnstormers, Orlando Predators and the Fargo Freeze.

A native of Milwaukee, Wis., Dewitt and his wife, Lisa, have two daughters, Maya and Kira, and a son, Jovan Jr.



COACHING EXPERIENCE

Year	School	Position
1997	Northern Michigan	Student Asst./Def. Line
2000-01	Northern Michigan	G.A./RB/Academic Coord.
2002	Fort Scott C.C.	Assistant Coach
2003	Fairmont State	Asst. Coach/Special Teams
2004-05	Northern Michigan	Defensive Coordinator
2006-08	St. Norbert	Defensive Coordinator
2009-11	Northern Iowa	Def. Coord./Linebackers
2012-13	Florida Atlantic	LB/Interim D.C. (2013)
2014-15	Army	Special Teams/Out. LB
2016	UCF	LB/Special Teams
2017	UCF	Assoc. Head Coach

THE DEWITT FILE

Birthplace: Pomona, Calif. _____
Hometown: Milwaukee, Wis. _____
College Education: Northern Michigan, 1999

 (physics and mathematics)



TRAVIS FISHER



DEFENSIVE BACKS • FOURTH SEASON AT UCF

A former cornerback for UCF, Travis Fisher started his second stint on the coaching staff with the UCF football team in January of 2015, working as the defensive backs coach. Fisher previously spent one year with the Knights as a defensive quality control assistant in 2013, before coaching cornerbacks for Southeast Missouri State in 2014.

Fisher's defensive backs were vital in leading the impressive UCF defense in 2016. The Knights led the American Athletic Conference in five defensive statistical categories, ranked second in the nation in red zone defense and third in the nation with five defensive touchdowns.

Under Fisher's leadership, defensive back Shaquill Griffin led the conference and was fifth in the nation with 1.5 passes defended per game. Griffin also finished with 15 pass breakups on the season, tying for the second most in a single season in UCF history. His 36 career breakups were tied for the second most ever for a Knight, trailing only Asante Samuel.

Griffin and safety Drico Johnson were both honored by The American for leading the regular season with Griffin earning All-AAC Second Team honors and Johnson receiving honorable mention accolades. Johnson became the first UCF player to score two defensive touchdowns in one game, scoring once

on an interception and once on a fumble recovery against Tulane.

Griffin and D.J. Killings combined for seven (Griffin, 4; Killings, 3) of UCF's 15 interceptions in 2016, which ranked 22nd in the nation.

During the 2015 season, the UCF corners had the task of replacing two veteran starters, including Jacoby Glenn who reached the 53-man roster for the Chicago Bears. As a junior, Griffin delivered 102 yards in interception returns and had 13 pass break-ups, which is tied for the seventh most in UCF history.

With Fisher on staff in 2013, the Knights claimed the American Athletic Conference title, went 12-1 overall, finished No. 10 in the Associated Press top-25 and defeated Baylor in the Tostitos Fiesta Bowl.

Fisher spent the 1999-01 seasons with the Knights, racking up 130 tackles including 61 during his senior campaign. Following his days in a Black and Gold jersey, Fisher was selected by the St. Louis Rams in the second round with the 64th overall pick of the 2002 NFL Draft. He went on to play five seasons with the Rams, two with the Detroit Lions and one with the Seattle Seahawks, while he also joined the Baltimore Ravens in 2010.

Fisher hails from Tallahassee, Fla., and received his bachelor's degree from UCF in 2001.

THE FISHER FILE

Birthplace: Tallahassee, Fla.
Hometown: Tallahassee, Fla.
College Education: UCF, 2001
 (criminal justice)

COACHING EXPERIENCE

Year	School	Position
2013	UCF	Def. Quality Assistant
2014	SE. Missouri State	Cornerbacks
2015	UCF	Cornerbacks
2016-17	UCF	Defensive Backs

UCF ALL-TIME ASSISTANT COACHES (FULL-TIME ONLY)

Aldridge, Miles.....	2004-06	Fountain, Scott.....	1997-03	Murphy, Tom.....	1979-82
Amman Richard.....	1981-82	Freeman, Tom.....	2007-08	Nelsen, Bill.....	1994
Anderson, Jerry.....	1983-84	Fry, Craig.....	1983-94	Nickrenz, Chris.....	1985
Austin, Greg.....	2016-17	Gilbert, Joe.....	2004-06	O'Shaughnessy, Michael.....	1981
Barbour, Bernie.....	1980	Godsey, George.....	2005-10	Owens, Billy.....	1991
Barresi, Jamie.....	2001-03	Gooch, Alan.....	1991-03	Panagos, Jim.....	2007-11
Barrett, Danny.....	2011-15	Goodyear, Tod.....	1981-83	Parker, Frank.....	1981
Beckton, Sean.....	1996-03, '09-17	Graham, Mark.....	1995	Perkins, Jay.....	1993
Bennet, Bruce.....	1986-88	Green, Art.....	1979	Pesonera, Dick.....	1980
Bernhardt, Jim.....	2005-06	Green, Eric.....	2004	Piccinini, John.....	1979
Blackney, Gary.....	2008	Hatcher, Chris.....	1996	Polian, Brian.....	2004
Bland, Tommy.....	1979-80	Heath, Ted.....	1992	Pollard, Don "Deek".....	1990-93
Brady, Dave.....	1979	Held, Ryan.....	2016-17	Richart, Phil.....	1981-82
Bresnahan, Chuck.....	2015	Hemmer, John.....	1979	Robinson, Joe.....	2003
Buscemi, Mike.....	2013-14	Hinshaw, Darin.....	2000	Rock, Matt.....	1994-95, '99
Callahan, Kirk.....	2012-14	Hoffman, Charlie.....	1989-90	Romero, Randy.....	1986-90
Carter, Aaron.....	1985	Huff, Charles.....	1997-02	Ross, Lou.....	1979-80
Carter, Doug.....	1985-86	Huxtable, Dave.....	2004-10	Russell, Rusty.....	2004-09
Chandler, Ernie.....	1979	Jeremia, Davis (J.D.).....	1983	Salem, Tim.....	2004-11
Chandler, Wes.....	1994-95	Jones, Willie.....	1995-96	Scott, Dennis.....	1984
Chinander, Erik.....	2016-17	Kelly, David.....	2007-11	Seagraves, Al.....	1983-85
Chizik, Gene.....	1998-01	Kennedy, Keegan.....	2015	Seamanson, Al.....	2011
Coatta, John.....	1985	Kessler, Bob.....	1981	Shackelford, Bob.....	1988-90
Collins, Earnest.....	2007	Key, Brent.....	2006-15	Sirota, Mitch.....	1983
Collins, Geoff.....	2008-09	Koschewa, Edgar.....	1993-94	Skladany, John.....	2007, '10-11
Coso, Nick.....	1983-84	Kruczek, Mike.....	1985-87	Snell, David.....	1991
Costantini, Lorenzo.....	2000-03, '13-15	LePain, Matt.....	1995-96	Stewart, Bill.....	1994
Cox, Andy.....	1996-99	Louisberry, Paul.....	1987-99	Stewart, Pete.....	1983
Crossman, Danny.....	1997-98	Manfredi, Terry.....	1982	Stockstill, Rick.....	1985-88
Cubit, Bill.....	1983-85	Martin, Dana.....	1985-93	Summers, Tyson.....	2012-14
Dawson, Mike.....	2016-17	Martinez, Willie.....	1995-96	Taafe, Charlie.....	2009-14
Dewitt, Jovan.....	2016-17	McCarthy, D.J.....	2004-05	Thacker, Andrew.....	2015
Ottavio, Bill.....	1993-03	McCarty, Peter.....	2004-07	Thompson, Lance.....	2004-06
Dorrell, Karl.....	1989	McCaskill, Jack.....	1979	Tuzzeo, Ray.....	1979
Ector, Robert.....	1991-93	McCrone, Ron.....	1992-94	VanGorder, Brian.....	1995-97
Engelberg, Lewis "Bugsy".....	1980	McFarland, Robert.....	2000-03	Verduzzo, Mario.....	2016-17
Fisher, Travis.....	2015-17	Messina, Mike.....	1989	Walters, Troy.....	2016-17
Fleming, Jim.....	2012-13	Miller, Eric.....	1994	Winter, Blaise.....	2012
Fournoy, Melvin.....	1987-88	Mogridge, Allen.....	2012, '14-15	Winters, Bill.....	1991
Fontes, John.....	2002-03	Moore, Tom.....	1991	Current assistant coaches in bold.	
Forbes, Reggie.....	1981	Moss, Perry.....	1986-87		



RYAN HELD



RUNNING BACKS • SECOND SEASON AT UCF

Ryan Held joined the UCF football coaching staff in December of 2015 as the Knights' running backs coach.

Held (1993-96) was a college teammate of Frost (1995-97) at Nebraska. With Held on the roster as a receiver and quarterback, the Cornhuskers won two national titles and three conference championships, while they won it again in 1997 when he was an undergraduate assistant coach.

Veterans and freshmen alike had success under Held during the Knights' turnaround in 2016. Senior Dontravious Wilson led UCF with eight rushing touchdowns and nine total TDs out of the backfield. Freshmen Jawon Hamilton and Adrian Killins also impressed in their first season in Orlando. Hamilton led UCF with 495 rushing yards and had four scores, while Killins finished the year averaging 6.5 yards per carry and four touchdowns.

Held received his bachelor's degree in community health from Nebraska in 1998, and his master's degree in sport management from Tennessee in 2001. He has a daughter, Rhylan, and is married to the former Katie Herbst.

An experienced college head coach at the NCAA Division II and junior college ranks, prior to his time at UCF, Held was the head coach at Northeastern Oklahoma A&M College from 2014-15. In his second season, 22 Norsemen earned All-Southwest Junior College Football Conference honors.

COACHING EXPERIENCE

Year	School	Position
1997	Nebraska	Undergrad Asst. Coach
1998-99	Tennessee	Def. Graduate Assistant
2001	Peru State College	Head Coach
2002-04	Okla. Panhandle St.	Head Coach
2005-08	SW Oklahoma St.	Head Coach
2011	Butler C.C.	Offensive Coordinator
2012-13	Highland C.C.	Head Coach
2014-15	NE Okla. A&M	Head Coach
2016-17	UCF	Running Backs

Prior to his stint in Oklahoma, Held was the head coach at Highland Community College during the 2012-13 seasons. That 2013 campaign witnessed Highland reach the playoffs for the first time in the modern era.

Held was the offensive coordinator at Butler Community College in 2011, helping to guide the Grizzlies to an 11-1 record and a top-five national ranking. Their offense ranked second overall as well as No. 1 in the conference with a 513.7 yards-per-game average.



From 2005-08, Held worked as the head coach for Southwestern Oklahoma State. The NCAA D-II member was at the bottom of the Lone Star Conference until Held eventually won the North title in 2006 and 2007, and he was named the division's coach of the year in 2006. That year, the Bulldogs were voted as one of the Top 10 Most Improved Teams in America.

Held's first trip in D-II was as the head coach for Oklahoma Panhandle State from 2002-04. The Aggies had back-to-back winning seasons for the first time in 20 years, and they also were named one of the most improved programs in the country.

In 2001, Held received his first full-time coaching gig as he was named the head coach for the NAIA's Peru State Bobcats in Nebraska where he was the youngest head football coach at the time in the country. Peru State finished second in its league and won the Wheat Bowl vs. Baker University.

A native of Kansas City, Mo., Held was a defensive graduate assistant at Tennessee from 1998-99, highlighted by the Volunteers winning the national title in 1998.

THE HELD FILE

Birthplace: Kansas City, Mo. _____
Hometown: Overland Park, Kan. _____
College Education: Nebraska, 1998 (community health) _____
 Tennessee, 2001 (sport management) _____



MARIO VERDUZCO



QUARTERBACKS • SECOND SEASON AT UCF

With 39 years of football coaching experience including working with veterans Bill Walsh and Terry Shea, Mario Verduzco joined the UCF coaching staff as the Knights' quarterbacks coach in December

of 2015.

With veteran quarterback Justin Holman injured early in the year, true freshman McKenzie Milton became the Knights' starter for much of the 2016 season. Under Verduzco's leadership, Milton recorded more completions than any other UCF freshman in the history of the program with 194.

Milton also finished the year fourth all-time among UCF freshmen with 10 touchdowns and 1,983 passing yards. His completion percentage of 57.7 was also the fourth best in a season for a freshman with the Knights.

Verduzco's most recent stop on the coaching circuit before Orlando was as the Missouri State offensive coordinator, and prior to that spent 14 years at Northern Iowa as the quarterbacks coach (2001-14) and co-offensive coordinator (2006-14). Two of those seasons were with Frost, who was the UNI linebackers coach in 2007 and the defensive coordinator in 2008.

With the UNI Panthers, the program won six Missouri Valley titles and made eight trips to the FCS playoffs. Verduzco helped mentor seven quarterbacks who earned all-conference accolades a total of 13 times. Five of those signal-callers were named as either the league's freshman or newcomer of the year.

COACHING EXPERIENCE

Year	School	Position
1977-78	Soquel (Calif.) H.S.	Defensive Backs
1979-81	Soquel (Calif.) H.S.	Def. Coord./DB/LB
1982-86	Soquel (Calif.) H.S.	Pass Off. Coord./QB/WR/ Def. Coord./DB/LB
1987-89	Gavilan College	Off. Coord./QB/WR
1990-91	San Jose State	Graduate Assistant
1991-93	De Anza College	Assoc. H.C./O.C./QB/WR
1994-95	De Anza College	Head Coach
1996-99	Rutgers	Asst. QB/Recruiting Coord.
2000	Rutgers	QB/Recruiting Coord.
2001-05	Northern Iowa	Quarterbacks
2006-14	Northern Iowa	Co-Off. Coord./QB
2015	Missouri State	Off. Coord./Quarterbacks
2016-17	UCF	Quarterbacks

One of Verduzco's top athletes was Eric Sanders who was a 2007 Walter Payton Award finalist, which goes out to the best offensive player in the FCS, and the MVFC Offensive Player of the Year. Sanders finished his collegiate career ranked No. 1 all-time among FCS quarterbacks with a 69.6 completion percentage, and held the school records with 714 completions and 9,579 total offensive yards. Sanders also set the FCS single-season record with a 75.2 completion percentage in 2007.

In all, Northern Iowa had a winning record in 12 of 14 seasons with Verduzco on staff.

Verduzco was at the FBS level at Rutgers from 1996-00 where he worked with the quarterbacks and also served as recruiting coordinator. During his time in Piscataway, he coached Mike McMahon who later played for the Detroit Lions.

California served as Verduzco's coaching home from 1977-95. He was the offensive coordinator, quarterback and receivers coach at De Anza College for three seasons (1991-93) before taking over as head coach for 1994 and 1995. While coaching at De Anza, he spent time with both Walsh and Shea as they conducted a private NFL quarterback camp.

Verduzco made a stop at San Jose State as a graduate assistant from 1990-91, was the offensive coordinator at Gavilan College during the 1987-89 seasons and spent 10 years at Soquel High School from 1977-86.

Verduzco has coached four quarterbacks who have gone on to play in the NFL.

Hailing from Pittsburg, Calif., Verduzco earned a bachelor's degree in human performance from San Jose State in 1988, and a master's degree in biomechanics and exercise physiology from SJSU in 1990. He is married to Cate, and they have a son, Charles.



THE VERDUZCO FILE

Birthplace: Pittsburg, Calif.
Hometown: Pittsburg, Calif.
College Education: San Jose State, 1988
 (human performance)
 San Jose State, 1990
 (biomechanics & exercise physiology)



TROY WALTERS



OFFENSIVE COORDINATOR/WRS • SECOND SEASON AT UCF

Troy Walters joined the Knights staff in December of 2015, taking over as offensive coordinator and wide receivers coach.

ranked first in single-season marks with 86 catches in 1997 and 1,456 yards in 1999, while posting the single-game record with 278 yards against UCLA in 1999. His 26 career touchdowns stand as the second-most in school history.

Walters' offense helped lead the turnaround as the Knights ranked 12th in the nation in Red Zone Offense, converting on 91.4 percent of their opportunities. UCF also took care of the ball, ranking 37th in the nation with only nine interceptions thrown on the season.

He went on to be selected in the fifth round of the 2000 NFL Draft by Minnesota, where he played with the Vikings from 2000-01. Walters then suited up for Indianapolis (2002-05), Arizona (2006) and Detroit (2007). He played in 98 games, pulling in 98 catches for 1,135 yards and nine touchdowns. Walters also recorded 117 kickoff returns for 2,594 yards and 139 punt returns for 1,241 yards. He reached the NFL playoffs in all four seasons he was with the Colts.

As wide receivers coach, Walters helped the development of Tre-Quan Smith, who led UCF in 2016 with 57 catches, 853 yards receiving and five touchdown receptions.

Walters was a consensus All-American, Pac-10 Offensive Player of the Year and the Biletnikoff Award winner for being the nation's best wide receiver in 1999. Stanford won its first Pac-10 title since 1971 that year and earned a spot in the Rose Bowl that season.

Walters came to UCF following three seasons as Colorado's wide receivers coach and recruiting coordinator.

Walters was born in Bloomington, Ind., and his father, Trent, was a coach with the Minnesota Vikings and Cincinnati Bengals as well as Indiana, Louisville, Washington and Notre Dame. He is married to the former Josephine Jackson, and they have two children, Tate and Faith.

In 2015, Walters mentored Nelson Spruce in ranking 12th in the nation in receptions per game after the regular season. Spruce completed his year with 84 catches for 942 yards, as the team had six different receivers collect at least 20 receptions.

Spruce earned All-Pac-12 Second Team honors in 2014 with a school-record 106 catches for 1,198 yards, and also notched the single-season touchdown reception record with 12.

In Walters' first year, he helped guide Paul Richardson into becoming a 2013 All-Pac-12 First Team honoree due to setting a then-school record 83 catches, as well as ranking No. 1 with the Buffaloes with 1,343 yards. Richardson was the first wide receiver at Colorado to earn first-team all-conference accolades since 1997.

In just one year at NC State in 2012, Walters made a statement by leading receivers Tobais Palmer, Quintin Payton and Bryan Underwood to combine for 149 catches for 2,199 yards and 18 touchdowns. All three posted at least 44 catches and 620 yards.

Walters worked two campaigns as Texas A&M's receivers coach. In 2010, Ryan Swope and Jeff Fuller both set the school record for single-season receptions with 72, and Fuller set the program mark for yards with 1,066. Swope then broke those records with 89 catches and 1,207 yards.

Walters got his start in the coaching field as the offensive coordinator, quarterbacks coach and receivers coach in 2009.

During his career, Walters has coached in the 2011 Cotton Bowl, 2011 Meineke Car Care Bowl and the 2012 Music City Bowl.

As a player, Walters attended Stanford where he earned a bachelor's degree in communications in 1999 and a master's degree in sociology (organizational behavior) in 2000. He received Academic All-America honors while being named to the All-Pac-10 Academic Team twice.

From 1996-99, Walters set Stanford records with 244 receptions, 3,986 yards and 19 100-yard games. He also



COACHING EXPERIENCE

Year	School	Position
2009	Indiana State	Off. Coord./QB/WR
2010-11	Texas A&M	Wide Receivers
2012	NC State	Wide Receivers
2013-15	Colorado	WR/Recruiting Coord.
2016-17	UCF	Off. Coordinator/WR

THE WALTERS FILE

Birthplace: Bloomington, Ind.
Hometown: College Station, Texas
College Education: Stanford, 1999 (communications)
Stanford, 2000 (sociology)



KENNY BASSETT

OFF GRADUATE ASSISTANT

Kenny Bassett joined the Knights as a graduate assistant in 2016. In 2015, he was a Bill Walsh NFL Minority Coaching Fellowship participant with the Philadelphia Eagles. While there, he contributed on the offensive side of the ball assisting the

quarterbacks.

Bassett is a former running back at the University of Oregon from 2010-14 and was put on scholarship after spring drills in 2013. As a senior, he received the Senior Academic Achievement Award due to success in the classroom as well as on the field. Bassett made appearances on the Pac-12 Academic All-Conference Second Team in 2012 and was an Honorable Mention choice in 2013.

A native of Beverly Hills, Calif., Bassett received his bachelor's degree in finance from Oregon in 2015.



RYAN CALLAGHAN

ASST DIR. PLAYER PERSONNEL

Ryan Callaghan serves as the Assistant Director of Player Personnel for the UCF Football team. He was previously a full-time recruiting assistant for the football program in 2015. Callaghan also worked as a football equipment manager from 2009 to 2014, and interned or volunteered in the recruiting office starting in December of 2011.

Callaghan graduated from UCF in 2012 with a bachelor's degree in business management, and earned his master's in business administration in May of 2014.



MIKE CASSANO

OFFENSIVE ANALYST DIRECTOR OF HS RELATIONS

Mike Cassano joined the UCF football program as the Director of High School Relations in 2016 and took on Offensive Analyst duties for the 2017 season.

First getting his start in the coaching profession at his alma mater, Cassano worked as a defensive graduate assistant while helping the secondary at Lehigh from June 1994-May 1995. Cassano moved to the Great Lakes State where he was a defensive graduate assistant and safeties coach for Eastern Michigan for the 1995 and 1996 seasons.

In 1997, Cassano guided the running backs at Brown University before spending the 1998-03 campaigns as the running backs coach at UMass-Amherst.

Cassano headed south to Miami to be an offensive assistant with the running backs as well as an offensive graduate assistant from 2004-06. He stayed in South Florida from 2007-09 where he was the FIU running backs coach and recruiting coordinator. Cassano returned to Miami to be the running backs coach for the 2010 campaign.

In 2013, Cassano served as Georgia Tech's assistant director of player personnel, and from January 2014-July 2015, was the passing game coordinator and wide receivers coach for UMass.



JACK COOPER

DEF GRADUATE ASSISTANT

Jack Cooper joined the UCF coaching staff as a defensive graduate assistant in 2016. A native of Kensington, Conn., Cooper was a defensive assistant at Yale in 2015, while he worked with the defensive backs and special teams at Southern Connecticut

State in 2014. That season, he also had the role of recruiting coordinator. He had his first coaching gig at Salve Regina University in Rhode Island in 2013 as its cornerbacks coach.

A linebacker from 2008-12 and four-year letterman for Southern Connecticut State, Cooper was team captain in 2012. As a senior, he earned a spot on the all-conference first team.

Cooper graduated in 2012 with a bachelor's degree in exercise science-physical education.



ZACH CRESPO

QUALITY CONTROL ADMIN

Zach Crespo joined the UCF staff in 2011, working with the equipment staff from 2011-14. In 2015 he was a defensive graduate assistant and started as a quality control administrator in 2016.

In 2009, Crespo volunteered with Central Islip High School (N.Y.), working with the quarterbacks on the varsity squad. In 2010, he was an assistant coach/offensive coordinator for the Central Islip junior varsity team.

A native of Central Islip, N.Y., Crespo earned his bachelors degree in sports and exercise science from UCF in December 2013, and is currently pursuing a master's degree in sports and exercise science. Before coming to UCF, Crespo was an all-county selection at Central Islip High School. He received his A.A. in liberal arts at Suffolk County Community College in Brentwood, N.Y.



SEAN DILLON

DIR. OF PLAYER PERSONNEL

Former collegiate linebacker at Valparaiso, Sean Dillon serves as UCF's director of player personnel. Dillon came to Orlando after being Oregon's director of high school relations from 2012-15. Prior to that post, he was a Ducks' recruiting assistant from 2009-12, and an offensive quality control coach for Northwestern in 2009.

A native of Orland Park, Ill., Dillon was with the Valpo Crusaders from 2004-08 where he posted 87 tackles as a senior and 7.5 tackles for loss. In 2007, he recorded 71 tackles with 5.0 tackles for loss. Dillon was a staple on the Pioneer Football League Academic Honor Roll.



ZACH DUVAL

DIR. OF SPORTS PERFORMANCE

Zach Duval serves as the director of strength and conditioning for UCF football. He spent the 2014-15 seasons at the University of Wyoming as the director of sports performance. While at Wyoming, he was named Master Strength and Conditioning Coach by the Collegiate Strength and Conditioning Coaches Association, which is the highest honor given in the profession.

UCF head coach Scott Frost was a star quarterback for Nebraska at the same time Duval was moving up the ranks for the Cornhuskers. Duval started his coaching career as a student assistant in the NU "Husker Power" strength training program in 1994, took over as a graduate assistant from 1995-96 and was an assistant football strength coach from 1997-02.

After his first stint in Lincoln, Duval founded the Xplosive Edge performance center in 2002, and also served as co-owner and manager of The Performance and Wellness Institute in Colorado. In 2008, Duval returned to college as a strength coach at Nebraska, was the director of athletics performance at Creighton in 2009 and Buffalo's director of sports performance from 2010-13. Duval holds a bachelor's degree in exercise science from Nebraska in 1998. He and his wife, Sarah, have five children, Sonja, Bronx, Jagger, Capri and Zolie.



DUSTIN HAINES

OFF GRADUATE ASSISTANT

Dustin Haines joined the Knights as an offensive graduate assistant in 2016. He primarily served as a quarterback for Oregon from 2010-13, but also saw time at running back and wide receiver.

He began his collegiate career as a walk-on before earning a scholarship as a senior and was a two-year team captain. Following his time with the Ducks, Haines traveled to Europe where he played in the Austrian Football League in the spring of 2015.

Haines holds a bachelor's degree in general science and general social science applied in economics and business from Oregon in 2014.



GERROD LAMBRECHT

*CHIEF OF STAFF/
DIR. OF FOOTBALL OPERATIONS*

Gerrod Lambrecht serves as UCF's Director of Football Operations and Chief of Staff for head coach Scott Frost. Prior to coming to Orlando, he was providing corporate strategy consulting services to various organizations in the healthcare space.

From 2008-14, Lambrecht served as the Chief Operating Officer for an Indianapolis based healthcare company, and from 1998-08 he was a Divisional Vice President for Healthcare Services Group, Inc.

Lambrecht spent the 2000-02 seasons on the gridiron as an offensive and defensive line coach at Valparaiso University. He played collegiately and coached the offensive line for one season at Concordia University in Nebraska where he received his bachelor's degree in business administration and management in 1997.

TRENT MOSSBRUCKER

ASST DIRECTOR OF FOOTBALL OPERATIONS

Trent Mossbrucker was named Assistant Director of Football Operations at UCF in April 2017. He came to the Knights from Yale, where he served as the team's Chief of Staff for two years.

Prior to his tenure at Yale, Mossbrucker spent 2014 as a graduate assistant at the University of Indianapolis (2014 GLVC Champions), working with the Greyhounds' defense. He focused on the same area as a 2013 graduate assistant at St. Lawrence University.

Mossbrucker was a placekicker at Iowa from 2008-12. In 2008, he set the school record for most points scored by a freshman (70) while leading the Big Ten in field goal percentage (.867). He was on the Hawkeyes' roster for four bowl games, including the 2009 Outback, 2010 Insight, 2010 Orange and 2011 Insight.

He earned a bachelor's degree in both communications and history from Iowa in 2012.

HORACE RAYMOND

DIRECTOR OF PLAYER DEVELOPMENT

Horace Raymond joined the UCF football staff in the summer of 2017 as the program's Director of Player Development.

Raymond came to Orlando following a four-year stint as the Associate AD for Football Player Development at Oregon. While in Eugene, the Ducks went 37-16 overall, won the Alamo Bowl in 2013, and won the Rose Bowl to advance to the National Championship game in 2014.

Prior to his time at Oregon, Raymond spent nine seasons on staff with the Arizona State football team, serving as the program's Director of Player Initiatives.



BARRETT RUUD

QUALITY CONTROL ADMIN

A former NFL standout and All-American at Nebraska, Barrett Ruud serves as a quality control administrator for the UCF football team.

Ruud spent eight seasons in the NFL, amassing 658 tackles with six sacks, seven interceptions and six forced fumbles. The linebacker played with Tampa Bay from 2005-10, Tennessee in 2011 and New Orleans as well as Houston in 2012.

A native of Lincoln, Neb., Ruud was selected in the 2005 NFL Draft Second Round by the Buccaneers following a senior season with the

RUUD CONTINUED

Cornhuskers in which he earned numerous awards. In 2004, he was an Associated Press Third Team All-American and an All-Big 12 First Team member by several outlets.

When he left Nebraska, he held the school's all-time record with 432 tackles, highlighted by a single-season mark of 149 tackles in 2003. Ruud was a three-time Academic All-Big-12 First Team honoree en route to earning his bachelor's degree in business management in 2005.



MEGAN TAYLOR

SR. ADMINISTRATIVE ASST.

Megan Taylor joined the UCF football team staff as an administrative assistant for the 2011 season, and was named senior administrative assistant in 2016. She is a 2011 graduate of UCF, having earned her bachelor's degree in event management. She supported the Knights' football program as a member of the Gold Team for three years prior to her graduation.



MARY VANDER HEIDEN

DIR. OF SPORTS MEDICINE

Mary Vander Heiden serves as UCF's director of sports medicine and head football athletic trainer. Vander Heiden completed her master of arts degree in exercise physiology in 2001 from UCF while serving as a graduate assistant athletic trainer for the football team. A 1998 graduate of Wisconsin Eau-Claire, she earned a B.S. degree in kinesiology, with a minor in exercise management and a concentration in sports medicine.

As part of her graduation requirements at UW Eau-Claire, Vander Heiden worked with the University of Minnesota football team as a student athletic trainer. She also served as the associate head athletic trainer for the annual Gridiron Classic from 1999-04. Prior to graduation, Vander Heiden played softball at Wisconsin-Stout from 1993-97.

FRANK VERDUCCI

OFFENSIVE ANALYST

Frank Verducci, a 33-year veteran of the coaching profession with experience in both college football and the NFL, joined the UCF staff in the summer of 2017 as an offensive analyst.

Verducci was previously the offensive coordinator and worked with the tight ends at UConn. Including the Huskies' 2016 St. Petersburg Bowl appearance, Verducci has coached in a total of 14 postseason college football games, including a pair of Rose Bowls.



RICH WORNER

DIR. OF EQUIPMENT OPERATIONS

Rich Worner joined the UCF staff in January 2016. He currently serves as Director of Equipment Operations. The UCF equipment staff oversees all the equipment needs for UCF's 16 varsity athletics programs and approximately 500 student-athletes.

Prior to his tenure at UCF, Worner was the head equipment manager at Marshall University. Worner joined the Marshall Athletics staff in March 2002. The 1996 West Virginia State graduate served as an assistant on the equipment (1988-92) and facilities (1993-95) staffs during his undergraduate years at Marshall.

Worner served as the head equipment manager at West Virginia State in 1995-96, an assistant equipment manager at Virginia from 1996-99 and the head equipment manager at Tulane from 1999-02. He is a certified member of the Athletic Equipment Managers Association (AEMA) and the American Football Coaches Association (AFCA). He and his wife Tonya have two daughters, Kiersten Faith and Sadie Katherine.



DR. JOHN C. HITT



UCF PRESIDENT • 26TH YEAR

President John C. Hitt loves Knights football.

But there is more to know about the team's No. 1 fan who has helped the University of Central Florida become one of the great success stories in American higher education.

Twenty-five Remarkable Years

Dr. Hitt celebrated his 25th anniversary at UCF in 2017, and he is the longest-serving public university president in Florida. Under his leadership:

- Enrollment has tripled to more than 64,000 students
- UCF rose from the fifth-largest university in Florida to the largest, and from the 115th-largest university in the country to among the largest
- UCF ranked 11th nationally among public universities for the largest number of freshman National Merit Scholars enrolled in fall 2016
- UCF produces more graduates than any other state university in Florida
- UCF's minority enrollment has reached an all-time high of 45 percent

President Hitt's Five Key Goals

Much of UCF's success during President Hitt's tenure relates to the steady pursuit of the five key goals that he established in 1992.

- Offer the best undergraduate education available in Florida
- Achieve international prominence in key programs of graduate study and research
- Provide international focus to our curricula and research programs
- Become more inclusive and diverse
- Be America's leading partnership university

A Winning Approach

Many of UCF's signature achievements result from partnerships. UCF combines its resources with others in government, business, education, and philanthropy to create mutually beneficial facilities and programs. Those include:

- The UCF College of Medicine at Lake Nona, which anchors a medical city projected to generate up to 30,000 jobs in the years ahead
- The Florida Interactive Entertainment Academy, recognized by The Princeton Review as the No. 2 graduate video-game program in North America
- The DirectConnect to UCF program, which guarantees admission to graduates from six nearby state colleges
- The UCF Institute for Simulation and Training, a world leader in developing simulation for training in the military, health care, and elsewhere
- The Florida High Tech Corridor, which connects businesses with top student and faculty talent from UCF, the University of South Florida, and the University of Florida to drive high-tech jobs in 23 Central Florida counties
- The approved UCF Downtown Campus, which will open in fall 2019 with approximately 7,700 students from UCF and Valencia College

Athletics Thrive

President Hitt's years at UCF coincide with great advances in Knights athletics, including:

- Completion of the 44,000-seat Spectrum Stadium and the 10,000-seat CFE Arena
- Graduation of UCF football from Division I-AA to Division 1
- Ascent of all UCF athletic teams to the American Athletic Conference, bringing unprecedented national exposure to the university and more marquee matchups to Knights fans
- Rise in UCF's student-athlete graduation rate to become the nation's best among public universities and to trail only Duke, Notre Dame, Stanford, Northwestern, and Boston College among all Division I institutions


Go Knights!

The president's team approach to tackling opportunities, challenges, and problems has taken UCF from promise to prominence, and it has earned him and the university many accolades.

- President Hitt has twice ranked No. 1 on Orlando Magazine's list of Orlando's 50 Most Powerful People, and he also earned the Orlando Sentinel's Central Floridian of the Year award
- Washington Monthly magazine has recognized President Hitt as one of the 10 most innovative college presidents in America
- The Carnegie Foundation designated UCF as a "highest research activity" institution, Carnegie's top ranking
- Kiplinger and The Princeton Review recognize a UCF education as one of the best values in the country

More on President Hitt

- He grew up in Texas, and he was the first in his family to graduate from college
- He came to UCF after 19 years of administrative experience and a distinguished academic career at Tulane University, Texas Christian University, Bradley University, and the University of Maine
- He met his wife, the former Martha Halsted, at Austin College in Texas, where he played football as an offensive lineman
- The Hitts celebrated their 55th wedding anniversary last year
- They have two children and two grandchildren





DR. DANIEL J. WHITE



VICE PRESIDENT & DIRECTOR OF ATHLETICS

Danny White was named Vice President and Director of Athletics at UCF on Nov. 18, 2015. He began his tenure at UCF Dec. 14, 2015.

in house and an extended and improved apparel and shoe agreement with Nike.

White was regarded as one of the nation's most talented young athletic directors when he came to UCF. That high regard was validated when he was named one of the Sports Business Journal's 40 Under 40, the publication's annual list of 40 sports executives who are recognized for excellence and innovation in their careers before the age of 40. White was also recognized by the Orlando Business Journal on its 40 Under 40 list for the Central Florida area's top professionals under the age of 40 who have made significant achievements in their careers.

White came to UCF from the State University of New York at Buffalo, where he served as Director of Athletics since May 2012. He brought a strong record of success on the field and in the classroom to UCF.

White, a former college basketball player and New Orleans native, has quickly ascended in the ranks of college athletics leadership. Prior to his role as AD at Buffalo, White was senior associate athletics director at the University of Mississippi from 2009-12. He previously served as associate athletics director for development at California State University – Fresno and assistant athletics director for development at Northern Illinois University from 2006-07.

He played college basketball at Towson University and the University of Notre Dame and was director of operations and assistant coach for one season each with Ohio University's men's basketball team.

During his tenure in Buffalo, White worked with athletics administrators, coaches, and staff to transform the Bulls' program and culture, shattering previous school records for student-athlete GPAs, NCAA tournament berths, fundraising, and football ticket sales.

During White's three years at Buffalo, he, his colleagues and the Bulls' student-athletes raised the program's profile in the community and nationally. Their achievements include:

- Buffalo teams, including men's basketball, earned three NCAA tournament bids in 2014-15, compared with just one in the prior 15 years.
- UB student-athletes have recorded an average GPA of at least 3.0 for seven consecutive semesters. Prior to White's arrival, the average GPA had never exceed 3.0 in any semester.
- Financial support for UB athletics has reached an all-time high, with the number of donors increasing by 137 percent since the start of a membership campaign in 2013.
- UB shattered its football attendance records in 2013 after adding interactive opportunities for fans, including a tailgate concert series with nationally known artists.
- The state's largest public university and the flagship of the SUNY system, UB for the first time adopted a radio network that spanned the entire state.

White is a 2002 graduate of Notre Dame with a bachelor's degree in business administration. He earned master's degrees in both business administration and sports administration from Ohio University. He completed a doctorate degree in higher education from the University of Mississippi in 2016.

White comes from a family deeply involved in intercollegiate athletics. His father, Kevin, is director of athletics at Duke University. His brother, Michael, is the head men's basketball coach at the University of Florida. His brother, Brian, is the senior associate athletics director for development at the University of Missouri.

Danny and his wife, Shawn, have four children: Aidan, Molly, Caitlin and James.

Under his leadership, the Knights have seen great success in competition, in the classroom and in the community.

UCF's football program went from winless in 2015 to six victories and a bowl game appearance in 2016 under Scott Frost, who White hired less than a month after being named Director of Athletics at UCF. Both the UCF men's and women's basketball teams completed stunning turnarounds under head coaches White hired shortly after his arrival at UCF. Johnny Dawkins and Katie Abrahamson-Henderson both led their teams to 20-win seasons and the best American Athletic Conference finish in both programs' history. The UCF baseball program also turned in a stellar season, winning the American Athletic Conference regular season title and advancing to the NCAA Tournament for the first time since 2012.

White was one of Sports Business Journal's 40 Under 40 award winners. He was also recognized as one of the 50 most powerful people in Orlando by Orlando Magazine.

White oversees an athletics department that has boasted a semester grade-point average of 3.0 or better since 2008. The Knights also boast the top NCAA Graduation Success Rate of any public university playing at the Football Bowl Subdivision.

In his first 15 months on the job, White saw numerous game-changing gift commitments made to UCF Athletics. In February of 2017, Ken Dixon committed more than \$5 million to UCF Athletics. It was the largest cash pledge ever to UCF by an alumnus. In recognition of his gift, UCF will name the 95-acre area that houses most of UCF's Athletics Facilities the Kenneth G. Dixon Athletics Village. White was also instrumental in a \$1.5 million gift commitment from John Euliano that will help fund a renovation of the UCF Baseball Complex, which will be known as John Euliano Park after its completion. Bob Garvy also committed \$1 million toward the development of the Garvy Center for Student-Athlete Nutrition. In all, nearly \$20 million was committed to the Knights in a little more than one year.

Other highlights in White's first year at UCF include the athletic department bringing its multimedia rights and corporate partnerships





Expect Perfection. Prepare for more!

levanscatering.com | 407.699.9900



PLAYER BIOS



JORDAN AKINS
 SENIOR
 TIGHT END
 6-3 • 249
 #88
 MCDONOUGH, GA.
 UNION GROVE



DEDRICK BACOTE
 R-FRESHMAN
 LINEBACKER
 6-2 • 229
 #35
 VIRGINIA BEACH, VA.
 OCEAN LAKES

REDSHIRT SOPHOMORE (2016)

- Played in 13 games, starting seven at tight end
- Third on the team with 23 receptions and 347 yards receiving
- Tied for second in receiving touchdowns with two
- Led all Knights who caught double digit passes with 15.1 yards per reception
- Maryland 9/17: Had two catches for 79 yards, including a 71-yard haul
- FIU 9/24: Totaled three receptions for 45 yards and a touchdown
- Temple 10/15: Caught two passes for 39 yards
- UConn 10/22: Tied season high with five catches for 54 yards and a touchdown
- Tulsa 11/19: Totaled 17 yards on two receptions
- USF 11/26: Matched season high with five catches for 47 yards

SOPHOMORE (2015)

- Opened the year as a starting wide receiver, kick returner and punt returner, but was injured on the opening kickoff vs. Furman
- In two games, combined for 14 receptions, 152 yards and two scores
- Ran back six kickoffs for 149 yards, and two punts for 15 yards
- FIU 9/3: Delivered nine catches for 104 yards and two touchdowns
- Stanford 9/12: Had five receptions for 48 yards, as well as five kick returns for 119 yards, including a long of 44 yards

FRESHMAN (2014)

- In his first year back on the gridiron, notched 12 catches for 135 yards
- On special teams, returned 15 kicks for 363 yards and a 24.2 average
- Had 498 all-purpose yards
- At Croke Park Classic vs. Penn State 8/30: Akins, a former pro baseball player, made his debut on the collegiate field and ran back five kickoffs for 142 yards including a 68-yard burst
- Bethune-Cookman 9/20: Posted a pair of catches for 30 yards
- UConn 11/1: Had two catches and two kickoff returns
- Tulsa 11/14: Returned two kickoffs for 77 yards and also added 32 yards off two catches
- USF 11/28: Delivered two catches for 15 yards

PRIOR TO UCF

- Selected in the third round of the 2010 MLB Draft by the Texas Rangers
- A member of the 2010 UCF football signing class before inking a deal with the Rangers
- Hit .218 as an outfielder in four seasons in the Texas farm system, including a .283 mark in 2011
- Boasted 24 homers and 42 stolen bases in 321 minor-league games played

HIGH SCHOOL

- Coached by Steve Collins at Union Grove High School
- An all-state selection in 2009 as a senior
- Attended Strong Rock Christian as a junior and passed for 823 yards and 12 touchdowns while also rushing for 784 yards and 14 touchdowns to earn all-state honors
- Named all-conference as a sophomore
- Also recruited by Georgia, LSU, Georgia Tech and Tennessee

PERSONAL

- Born in Locust Grove, Ga.
- Majoring in human communication

CAREER STATS

Receiving

Year	G/GS	REC	YDS	AVG	TD	LG	AVG/G
2014	13/5	12	135	11.2	0	22	10.4
2015	3/2	14	152	10.9	2	33	50.7
2016	13/7	23	347	15.1	2	71	26.7
Totals	29/14	49	634	12.9	4	71	21.9

Kick Returns

Year	G	NO	YDS	AVG	TD	LG
2014	13	15	363	24.2	0	68
2015	3	6	149	24.8	0	44
Totals	16	21	512	24.4	0	68

FRESHMAN (2016)

- Spent the season working with the scout team

HIGH SCHOOL

- Coached by Chris Scott at Ocean Lakes High School
- Rated with three stars from 247Sports, which listed him in the top 80 nationally among weak-side defensive ends, as well as the No. 45 recruit in the state of Virginia
- Ocean Lakes claimed the 2014 6A state title
- Posted 86 tackles, 21 tackles for loss, 16 sacks and forced seven fumbles as a senior
- Earned 2015 All-Coastal Conference First Team honors
- Signed with UCF in March 2016
- Offered by East Carolina, Indiana and South Carolina



JAUQUARIUS BARGNARE
 SOPHOMORE
 WIDE RECEIVER
 5-9 • 184
 #3
 ORLANDO, FLA.
 DR. PHILLIPS

FRESHMAN (2016)

- Played in 10 games at wide receiver
- Had six catches for 15 yards and ran twice for 13 yards
- South Carolina State 9/3: Rushed one time for eight yards
- Maryland 9/17: Caught two passes
- Arkansas State at Cure Bowl 12/17: Caught three passes for 11 yards

HIGH SCHOOL

- Coached by Rodney Wells at Dr. Phillips High School
- A three-star product based on rankings from Rivals, 247Sports and ESPN
- One of the first UCF commits after Scott Frost was announced as head coach
- Ranked No. 12 in the Orlando Sentinel 2016 Central Florida Super60 and No. 58 in the Sentinel's 2016 Florida Top 100
- Dr. Phillips reached the 2014 and 2015 FHSAA 8A regional finals
- Collected 40 receptions for 614 yards and seven touchdowns as a senior, while also posting 32 rushes for 185 yards and four scores, 11 kickoff returns for 169 yards and six punt returns for 103 yards and a touchdown
- As a junior, boasted 24 catches for 350 yards and seven touchdowns, 19 carries for 115 yards and four touchdowns and a kickoff return touchdown
- Attended Boone High School prior to Dr. Phillips, where he played basketball with current Knights guard B.J. Taylor
- Offered by Air Force, Army, Bowling Green, Buffalo, Charlotte, Colorado State, Georgia Southern, Georgia State, Georgia Tech, Indiana, Louisiana Tech, Marshall, UMass, Memphis, Purdue, South Alabama, South Florida, Troy, Utah State, Vanderbilt, Wake Forest, West Virginia and Yale

CAREER STATS

Receiving

Year	G/GS	REC	YDS	AVG	TD	LG	AVG/G
2016	10/0	6	15	0.6	0	5	1.5
Totals	10/0	6	15	0.6	0	5	1.5

PARKER BOUDREAUX
*R-FRESHMAN
 OFFENSIVE LINE*
 6-4 • 288
#61
 WINTER GARDEN, FLA.
 BISHOP MOORE/NOTRE DAME

PRIOR TO UCF

- Spent the year as a redshirt at Notre Dame

HIGH SCHOOL

- Three-year letterwinner at Bishop Moore High School
- Helped Bishop Moore to a 14-1 record and a Florida Class 5A championship, the school's first state title since 1970
- 2015 MaxPreps First Team All-American
- Associated Press Florida All-State Class 5A First-Team selection
- Named 5A Florida Athletic Coaches Association (FACA) Player of the Year
- Earned first team FACA all-district
- 2014 MaxPreps Second Team Medium Schools All-American
- Named to the 2014 Orlando Sentinel All-Central Florida team and American Family Insurance Florida All-State team
- Selected to participate in the 2016 Blue-Grey All-American Bowl in Jacksonville, 2016 Offense-Defense All-American Bowl in Daytona Beach, and Nike's 2015 "The Opening" in Beaverton, Oregon
- No. 13-ranked player in the Orlando Sentinel's 2016 Central Florida Super60
- No. 4-ranked player in the Central Florida area by Bright House Sports Network
- The nation's No. 13-ranked offensive guard by 247Sports, No. 32-ranked offensive guard by Scout, No. 21-ranked offensive guard by ESPN and No. 21-ranked offensive tackle by Rivals
- Florida's No. 34-ranked player by 247Sports, No. 58-ranked player by Scout, No. 53-ranked player by ESPN and No. 45-ranked player by Rivals
- No. 45-ranked player on the Tom Lemming Prep Football Report

BRYON BROWN
*R-FRESHMAN
 DEFENSIVE BACK*
 6-1 • 176
#13
 MIAMI, FLA.
 NORLAND

FRESHMAN (2016)

- Sat out the season as a redshirt

HIGH SCHOOL

- Coached by Daryle Heidelberg at Miami Norland High School
- Earned three stars from 247Sports
- Primarily played cornerback in high school
- Selected for the 2015 Tournament of Champions/Nike Miami-Dade North vs. South All-Star Game
- Also has experience running track
- Had offers from FIU, Illinois, Kent State and NC State

JAKE BROWN
*R-SOPHOMORE
 OFFENSIVE LINE*
 6-3 • 291
#77
 ENCINITAS, CALIF.
 LA COSTA CANYON

REDSHIRT FRESHMAN (2016)

- Played in six games on the offensive line

FRESHMAN (2015)

- Worked with the scout team

HIGH SCHOOL

- Played right tackle for head coach Sean Sovacoal at La Costa Canyon
- Earned second-team all-league honors as a junior and a senior
- Served as team captain in his final season, voted on by his teammates

PERSONAL

- Son of Andrew and Krystine Brown
- Born in Oceanside, Calif.

SHAWN BURGESS-BECKER
*R-SOPHOMORE
 DEFENSIVE BACK*
 6-1 • 219
#28
 MIAMI, FLA.
 MONARCH / ALABAMA

SOPHOMORE (2016)

- Spent the season with the scout team

FRESHMAN AT ALABAMA (2015)

- Spent the season at Alabama
- Played mostly on special teams as a true freshman, earning three tackles in 13 games

HIGH SCHOOL

- A four-star product by multiple outlets out of Monarch High School
- An Under Armour All-American
- Ranked among the top-15 safeties in the nation including a No. 7 ranking by ESPN
- Offered by Auburn, Cincinnati, Clemson, Florida, Florida State, Georgia Tech, Indiana, Kentucky, LSU, Miami (Fla.), Notre Dame, USF, Texas, UCF, West Virginia and Wisconsin out of high school

CHEQUAN BURKETT
*R-SENIOR
 LINEBACKER*
 6-3 • 230
#2
 MONTGOMERY, ALA.
 CARVER

JUNIOR (2016)

- Played in 12 of 13 games, starting in one at inside linebacker
- Totaled 38 tackles, 1.5 tackles for loss, three pass break-ups and two quarterback hurries
- South Carolina State 9/3: Had five tackles, one quarterback hurry and broke up a pass
- Michigan 9/10: Recorded season high nine tackles, one for a loss, and had a pass break-up
- Temple 10/15: Totaled six tackles, including four solo
- Cincinnati 11/12: Broke up a pass and had three tackles

SOPHOMORE (2015)

- One of only two Knights (Thomas Niles) to start every game on defense
- Capped off redshirt sophomore year with 56 tackles, 6.5 tackles for loss, three sacks, one interception, four break-ups, two forced fumbles and a fumble recovery
- Had at least three tackles in all 12 games
- FIU 9/3: Forced a fumble, had a tackle for loss and six tackles overall
- Furman 9/19: Boasted a sack for 10 yards, a break-up and three tackles
- UConn 10/10: Delivered seven tackles, 1.5 tackles for loss and a sack
- Temple 10/17: Notched three tackles, half a tackle for loss and a fumble recovery
- Tulsa 11/7: Hauled in an interception with a 15-yard return, while also having a break-up, four tackles and a sack for five yards
- East Carolina 11/19: Checked in with seven tackles and a forced fumble

REDSHIRT FRESHMAN (2014)

- Earned a spot on the American Athletic Conference All-Academic Team
- Bethune-Cookman 9/20: Totaled seven tackles (four solo) and notched one sack for a loss of seven yards
- BYU 10/9: Recorded nine tackles (six solo)
- Tulsa 11/14: Totaled six tackles (three solo)

FRESHMAN (2013)

- Started at Penn State and appeared in four games overall before suffering an injury
- Completed the season with seven tackles with one for a loss of five yards

HIGH SCHOOL

- Coached by Billy Gresham at Carver
- Carver went 13-2 and 6-1 in league play in 2012, advancing to the Alabama 6A state semifinals
- Rated with three stars by Rivals
- Earned an 85 rating from 247Sports.com
- Served as a strong safety as a senior in high school

BURKETT CONTINUED


- Posted 68 total tackles with three interceptions, two touchdowns and three forced fumbles in 2012 en route to a spot on the all-metro team
- Attended 2012 summer camp at Vanderbilt
- Collected 59 tackles, four forced fumbles, three interceptions and one touchdown as a junior, and 72 tackles with three forced fumbles and two interceptions as a sophomore
- Also played basketball while in high school
- Chose UCF over Auburn, Arkansas State, Clemson, Kentucky, Marshall, Memphis, South Alabama, Southern Miss and Vanderbilt, as well as interest from Alabama, Georgia Tech, Missouri, Northern Illinois, South Carolina and Tennessee

PERSONAL

- Born in Montgomery, Ala.
- Parents are Corey and Sharon Burkett

CAREER STATS

Year	G/GS	SOLO	AST	TOTAL SACK	TFL	PBU	INT
2013	4/1	4	3	7	0.0	1.0	0
2014	12/8	22	18	40	1.5	5.0	0
2015	12/12	32	24	56	3.0	6.5	4
2016	12/1	20	18	38	0.0	1.5	3
Totals	40/22	78	63	141	4.5	14.0	7



RASHARD CAUSEY
JUNIOR DEFENSIVE BACK
 6-0 • 195
 #21
 MIAMI, FLA.
 ST. THOMAS AQUINAS

SOPHOMORE (2016)

- Played in all 13 games at cornerback
- Cincinnati 11/12: Had one tackle

FRESHMAN (2015)

- Saw time in six games at cornerback
- Did not play in the first four games in the year
- Tulane 10/3: Made collegiate debut
- UConn 10/10: Notched his first career tackle
- East Carolina 11/19: Came through with four tackles (two solo)

HIGH SCHOOL

- Coached by Rocco Casullo at St. Thomas Aquinas
- A four-star product according to ESPN, which also listed him as the 22nd best cornerback in the nation, the 46th best player in the state and No. 247 in the ESPN 300
- Had three stars from Rivals and 247Sports
- Selected to play in the 2015 Semper Fidelis All-American Bowl
- Helped guide St. Thomas Aquinas to the 2014 FHSAA 7A state championship, as the defense gave up just 20 points in five games in the playoffs
- Started his high school career at University School of Nova Southeastern in Fort Lauderdale, where it captured the 2012 FHSAA 3A state title
- Produced 40 tackles and four interceptions as a junior, and three picks as a sophomore
- Earned offers from Arkansas, Cincinnati, Clemson, Eastern Michigan, Florida, Florida Atlantic, Florida State, Georgia, Indiana, Kentucky, Miami (Fla.), Michigan, Mississippi State, Nebraska, NC State, Notre Dame, Penn State, Pittsburgh, Purdue, South Carolina, USF, TCU, Tennessee, UCLA, West Virginia, Western Kentucky and Wisconsin

PERSONAL

- Born in Miami, Fla.
- Parents are Rashard and Stephanie Causey

CAREER STATS

Year	G/GS	SOLO	AST	TOTAL SACK	TFL	PBU	INT
2015	6/0	3	2	5	0.0	0	0
2016	13/0	1	0	1	0.0	0	0
Totals	19/0	4	2	6	0.0	0	0



NEVELLE CLARKE
R-SOPHOMORE DEFENSIVE BACK
 6-1 • 185
 #14
 MIAMI, FLA.
 TARAVELLA

FRESHMAN (2016)

- Played in 10 games at defensive back
- Totaled 15 tackles and two pass break-ups
- Michigan 9/10: Had three tackles and one pass break-up
- FIU 9/24: Totaled two tackles and broke up one pass
- East Carolina 10/1: Tied season high with three tackles

HIGH SCHOOL

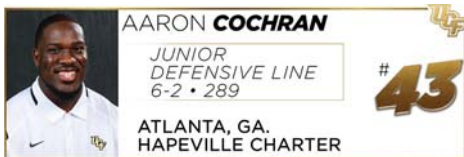
- Played for coach Dan Marguriet at Taravella High School
- Competed as a safety, cornerback, wide receiver and returner
- Posted an interception in each of his last two years, as well as 20 break-ups as a senior
- A 2014 Miami Herald All-Broward County Third Team member

PERSONAL

- Born in Miami, Fla.
- Parents are Norman Clarke and Regina Boston

CAREER STATS

Year	G/GS	SOLO	AST	TOTAL SACK	TFL	PBU	INT
2016	10/0	11	4	15	0.0	0.0	2
Totals	10/0	11	4	15	0.0	0.0	2



AARON COCHRAN
JUNIOR DEFENSIVE LINE
 6-2 • 289
 #43
 ATLANTA, GA.
 HAPEVILLE CHARTER

SOPHOMORE (2016)

- Played in 10 games on the defensive line
- Totaled 10 tackles, including five unassisted tackles
- FIU 9/24: Had three tackles
- Temple 10/15: Caught a two-point conversion
- Cincinnati 11/12: Recorded two solo tackles

FRESHMAN (2015)

- Played in eight games with his first collegiate start in the finale against USF
- Hauled in four passes for 22 yards
- Made his debut at UCF during the Furman game
- Delivered receptions against Temple, Houston, East Carolina and USF

HIGH SCHOOL

- Coached by Winston Gordon at Hapeville Charter
- Boasted three stars from Rivals, 247Sports and ESPN
- Listed as both a defensive end, fullback and tight end coming out of high school
- As a senior, had 20 receptions for 275 yards and 21 carries for 406 yards and six touchdowns on offense, while posting 57 tackles, 10 sacks and five forced fumbles on defense
- Was an all-city selection at Grady High School in 2013
- Hauled in seven catches for 118 yards as a junior, and notched 39 tackles with eight sacks and two forced fumbles
- Had at least eight receptions and more than 45 tackles in each of his first two years of high school
- Picked up offers from Louisville, Memphis, South Alabama and Western Kentucky among others

PERSONAL

- Born in Atlanta, Ga.
- Parents are Ronald and Teresa Cochran

CAREER STATS

Year	G/GS	SOLO	AST	TOTAL SACK	TFL	FF	FR
2015	8/1	0	0	0	0.0	0	0
2016	10/0	5	5	10	0.0	0	0
Totals	18/1	5	5	10	0.0	0	0



RORY COLEMAN
 SENIOR
 SNAPPER
 6-3 • 258
 #82
 ORLANDO, FLA.
 LAKE BRANTLEY

JUNIOR (2016)

- Played in one game, making two tackles

PRIOR TO UCF

- Enlisted in the United States Army as a Combat Medic after graduating high school, spending 2009-13 on active duty
- Received a Purple Heart and Army Commendation Medal with Valor Device during 2010-11 combat deployment to Afghanistan with the 10th Mountain Division

HIGH SCHOOL

- Played football for George Clayton Sr. at Lake Brantley
- An offensive lineman who helped his team reach the playoff four times

PERSONAL

- Born in Orlando, Fla.
- Parents are Kevin and Leslie Coleman
- Brother, Colin, is studying fermentation in Denver
- Majoring in psychology



MICHAEL COLUBIALE
 R-SENIOR
 TIGHT END
 6-1 • 219
 #86
 PORT ORANGE, FLA.
 SPRUCE CREEK

JUNIOR (2016)

- Played in 12 games at tight end
- Made two catches for 17 yards
- Both receptions came against Cincinnati with a long of 12 yards

SOPHOMORE (2015)

- Out for the year with an injury

REDSHIRT FRESHMAN (2014)

- Worked with the scout team during the season

FRESHMAN (2013)

- Named the Offensive Scout Team Player of the Week against Memphis

HIGH SCHOOL

- Served as a wide receiver and a defensive back for coach Bob Goebel at Spruce Creek
- Posted 57 catches for 717 yards and eight touchdowns during his senior year
- Collected 625 receiving yards as a junior

PERSONAL

- Father Steve was a walk-on running back in 1981, playing in six games for the Knights



JOEY CONNORS
 R-JUNIOR
 DEFENSIVE LINE
 6-1 • 302
 #91
 POWDER SPRINGS, GA.
 HARRISON

SOPHOMORE (2016)

- Played in all 13 games on the defensive line
- Had 27 total tackles, 2.5 tackles for loss and one sack
- Recorded four pass break-ups, two quarterback hurries, one forced fumble and one fumble recovery
- South Carolina State 9/3: Had two tackles, forced a fumble and recovered a fumble
- Maryland 9/17: Recorded two tackles
- FIU 9/24: Finished with two tackles, one for a loss, one sack and one pass break-up
- Temple 10/15: Had two tackles
- UConn 10/22: Assisted on a tackle for loss and had two total tackles
- Tulane 11/5: Recorded a career high seven tackles

CONNORS CONTINUED

- Tulsa 11/19: Totaled two tackles, assisted on a tackle for loss and broke up a pass
- Arkansas State at Cure Bowl 12/17: Had five tackles and assisted on one for a loss

REDSHIRT FRESHMAN (2015)

- Started three of eight games played at defensive tackle
- Finished with 11 tackles, one for a loss and one break-up
- Named the Defensive Scout Team Player of the Week for FIU contest
- Tulane 10/3: Totaled three tackles with half a tackle for loss and a break-up in his debut

FRESHMAN (2014)

- Received spot on American Athletic Conference All-Academic Team
- Scout Team Player of the Week for the Penn State contest

HIGH SCHOOL

- Coached by Matt Dickman at Harrison High School where he was a three-year starter on both offensive and defensive lines
- Rated the No. 79 defensive tackle in the nation by 247Sports
- A three-star recruit by ESPN and 247Sports
- Earned the "48 Minute" Award as the only player in Cobb County to play 48 minutes of every game
- Served as a team captain as a senior where he played every spot on the defensive line while calling opponents' offensive sets for the defense
- Selected to the 2013 all-region and all-county first teams, and was an all-state honorable mention pick
- In 2013, had 66 tackles with 10 tackles for loss, five sacks, six forced fumbles, one recovery, seven hurries, two blocked field goals, one interception and one touchdown
- Finished junior year with 12 sacks and approximately 30 tackles along with two fumble recoveries
- Named all-region honorable mention Georgia 4-AAAAA in 2012
- Won the discus at 2013 Georgia State Track and Field Championship
- Won four letters in both football and track and field
- Picked up offers from Ball State, Marshall, Middle Tennessee, Northern Illinois and Wake Forest, and had interest from Duke, Georgia Tech, Maryland, Minnesota, Southern Illinois and Western Carolina

PERSONAL

- Born in Clearwater, Fla.
- Parents are Richard and Gail Connors

CAREER STATS

Year	G/GS	SOLO	AST	TOTAL SACK	TFL	FF	FR
2015	8/3	4	7	11	0.0	1.0	0
2016	13/0	8	19	27	1.0	2.5	1
Totals	21/3	12	26	38	1.0	3.5	1



TITUS DAVIS
 JUNIOR
 LINEBACKER
 6-2 • 240
 #10
 ATLANTA, GA.
 STOCKBRIDGE

SOPHOMORE (2016)

- Played in seven games at linebacker
- Totaled 12 tackles, one quarterback hurry and forced one fumble
- South Carolina State 9/3: Collected five tackles and had one quarterback hurry
- Michigan 9/10: Recorded two tackles
- FIU 9/24: Had four tackles and forced a fumble

FRESHMAN (2015)

- Collected five tackles in seven games
- FIU 9/3: Made debut in the opener and posted a tackle
- Cincinnati 10/31: Had one tackle vs. the Bearcats
- East Carolina 11/19: Had a solo tackle
- USF 11/26: Finished the game with a pair of tackles

HIGH SCHOOL

- Coached by Kevin Whitley at Stockbridge High School in Georgia
- Earned three stars from ESPN, Rivals and 247Sports
- Ranked as the No. 56 strong-side defensive end in the country by 247Sports, and the No. 59 defensive end by ESPN

DAVIS CONTINUED

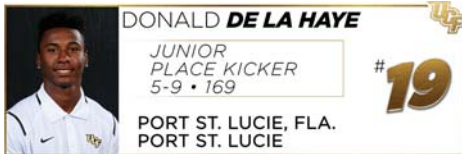
- Stockbridge reached the 2014 GHSA Class AAAAA state semifinals and the 2013 state quarterfinals
- On the roster for the 2014 Florida vs. Georgia All-Star Game
- Starter all four years of high school, including starting every game as a freshman, and was the team MVP in 2014
- Racked up 10 sacks as a senior and 17 sacks as a junior
- First-team all-county, all-area and all-region selection his last three seasons
- An honorable mention all-state selection in 2014 and 2013 by the Atlanta Journal Constitution
- Was on the 2013 Georgia Sports Writers Association All-State Second Team
- Named to the 2012 All-Southern Crescent Second Team
- Beta Club member in high school
- Picked up offers from several schools including Georgia Tech, Indiana, Iowa, Iowa State, Ole Miss, Missouri, Purdue, Virginia Tech and West Virginia

PERSONAL

- Born in Atlanta, Ga.
- Parents are Tyrone and Vickie Davis

CAREER STATS

Year	G/GS	SOLO	AST	TOTAL	SACK	TFL	FF	PBU
2015	7/0	2	3	5	0.0	0.0	0	0
2016	7/0	6	6	12	0.0	0.0	1	0
Totals	14/0	8	9	17	0.0	0.0	1	0



DONALD DE LA HAYE
JUNIOR PLACE KICKER
 5-9 • 169
 #19
 PORT ST. LUCIE, FLA.
 PORT ST. LUCIE

SOPHOMORE (2016)

- Played in all 13 games as a kickoff specialist
- Kicked off 73 times for 4,441 yards, averaging 60.8 yards per kick
- Totaled 37 touchbacks on the season
- Also had three tackles

FRESHMAN (2015)

- Kickoff specialist during the 2015 campaign
- Played in 10 games, kicking off 33 times with 11 touchbacks and a 61.6 average
- Recorded first collegiate point when he converted an extra point at Cincinnati

HIGH SCHOOL

- Coached by Ryan Solesky and Hilary Poole at Port St. Lucie High School
- Earned Treasure Coast and Florida Athletic Coaches Association All-Star honors
- Named to the Treasure Coast Scripps Super 11 list

PERSONAL

- Born in Limon, Costa Rica
- Parents are Donald and Sheron De La Haye



GARY DEMAREST
R-JUNIOR DEFENSIVE LINE
 6-2 • 270
 #59
 SEBRING, FLA.
 SEBRING

SOPHOMORE (2016)

- Worked with the scout team

REDSHIRT FRESHMAN (2015)

- Spent time with the UCF scout team

FRESHMAN (2014)

- Earned a spot on the American Athletic Conference All-Academic Team

DEMAREST CONTINUED

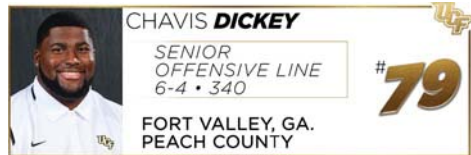
- Worked with the scout team

HIGH SCHOOL

- Played for Sebring High School and coach Scott LaVaar
- Spent time on the offensive line
- Also was a member of the basketball team
- Competed in the shot put and discus events for the track and field team

PERSONAL

- Born in Hollywood, Fla.
- Parents are Gary and Pamela Demarest



CHAVIS DICKEY
SENIOR OFFENSIVE LINE
 6-4 • 340
 #79
 FORT VALLEY, GA.
 PEACH COUNTY

JUNIOR (2016)

- Appeared in all 13 games, starting one at right guard

SOPHOMORE (2015)

- Saw time in seven games with three starts at right tackle

FRESHMAN (2014)

- Earned CollegeFootballNews.com Freshman All-American Honorable Mention status
- First true freshman to start on the offensive line since 2006
- Did not play in the opener, then started the last 12 games of the year at right tackle

HIGH SCHOOL

- Coached by Chad Campbell at Peach County High School
- Rated with three stars by ESPN and Rivals
- Received a spot in the 2014 Offense-Defense All-American Bowl in Orlando
- Peach County reached the round of 16 in the 2013 GHSA AAA state finals, and the quarterfinals in 2012
- School went 45-9 during his career
- Earned a spot on the 2013 Atlanta Journal-Constitution All-State AAA First Team
- Named to the 2013 All-Middle Georgia and All-Region 2AAA First Teams
- Selected to the 2012 Rising Senior Bowl in Atlanta
- An All-Region 2AAA First Team and second-team all-state pick in 2012
- Picked up the Top Offensive Lineman Award at the MVP Camp in 2011
- Also a member of the high school basketball and track and field teams
- Had offers from Cincinnati, East Carolina, Marshall, Middle Tennessee, Southern Miss and Wake Forest, along with interest from Georgia and Georgia Tech

PERSONAL

- Born in Warner Robins, Ga.
- Parents are Bobby and Wylene Dickey



PETE DINOVO
R-SENIOR QUARTERBACK
 6-2 • 209
 #14
 EAST LAKE, FLA.
 EAST LAKE

JUNIOR (2016)

- Appeared in one game as a backup quarterback

SOPHOMORE (2015)

- Selected as Offensive Scout Team Player of the Week for the Houston and USF games
- Switched to wide receiver at the start of the year before moving back to quarterback midway through the season

REDSHIRT FRESHMAN (2014)

- Named to the American Athletic Conference All-Academic Team
- Penn State at Croke Park Classic 8/30: DiNovo became the first UCF

DINOVO CONTINUED

freshman quarterback since 2010 (Jeff Godfrey) to start a game, and the first since 1996 (Daunte Culpepper) to start a season-opener

- Named an Offensive Scout Team Player of the Week for the Bethune-Cookman and SMU contests

FRESHMAN (2013)

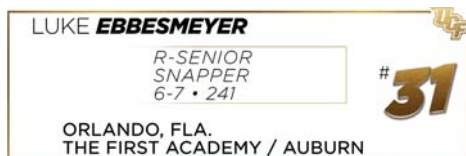
- Member of the American Athletic Conference All-Academic Team
- Selected as the Offensive Scout Team Player of the Week for the Penn State and SMU games
- Received the Kodak Award at UCF's awards banquet, which is given to the Knights Scout Team Player of the Year

HIGH SCHOOL

- Coached by Bob Hudson at East Lake, which advanced to the 8A regional finals twice during his career
- Lettered three years while serving as a three-year captain and the team's offensive MVP his final three seasons
- Ranked as the No. 66 quarterback in the nation by ESPN
- Selected to the 2012 class 8A all-state first team and the all-county first team
- Participated in the 2012 Florida Athletic Coaches Association North-South All-Star Game
- Tampa Bay Times 2012 Suncoast Player of the Year and All-Pinellas Offensive Player of the Year
- Left holding the Pinellas County career passing records with 6,733 yards and 59 touchdowns, breaking Shaun King's previous record of 5,736 yards
- Set the county's single-season passing record with 2,980 yards in 2012, while he also threw for 25 touchdowns
- In the 2012 regional finals against nationally-ranked Dr. Phillips, threw for 318 yards and three touchdowns, highlighted by completing his first 15 passes of the game on the first two drives
- Picked up 2011 first-team all-county and third-team all-state status thanks to more than 2,300 passing yards and 24 touchdowns
- Also as a junior, was the MVP in the National Underclassmen Combine and the Big County Preps Combine, and was the quarterback for the 7-on-7 Team Tampa national championship squad
- Threw for 20 touchdowns as well during his sophomore campaign
- Member of the Fellowship of Christian Athletes, and was a youth volunteer in high school
- Chose UCF over Cornell, Duke, Florida State, Indiana, Marshall, Minnesota, NC State, Northwestern, Purdue and USF

PERSONAL

- Born in Albany, N.Y.
- Parents are Pete and Tina DiNovo



LUKE EBBESMEYER
R-SENIOR
SNAPPER
6-7 • 241
#31
ORLANDO, FLA.
THE FIRST ACADEMY / AUBURN

REDSHIRT JUNIOR (2016)

- Did not see action

JUNIOR (2015)

- After transferring, worked with the snappers

PRIOR TO UCF

- A member of the football team at Auburn

HIGH SCHOOL

- Played for coach Leroy Kinard at The First Academy
- Lettered in basketball as well

PERSONAL

- Parents are John and Lynn Ebbesmeyer
- Majoring in psychology



AARON EVANS
R-SENIOR
OFFENSIVE LINE
6-5 • 319
#66
SEFFNER, FLA.
ARMWOOD

JUNIOR (2016)

- Played in all 13 games, starting 12 at left tackle

SOPHOMORE (2015)

- Only Knight on offense to start all 12 games, getting the nod at left tackle

REDSHIRT FRESHMAN (2014)

- Grabbed a spot on the American Athletic Conference All-Academic Team
- Started at right tackle in the season opener, and appeared in 12 games on the year

FRESHMAN (2013)

- Selected as the Offensive Scout Team Player of the Week against South Carolina and UConn

HIGH SCHOOL

- Coached by Sean Callahan at Armwood
- Helped his team advance to the 2012 6A regional finals
- Ranked as the No. 97 offensive guard in the nation by ESPN
- Rated fifth by Big County Preps among all players in Hillsborough, Pinellas and Pasco Counties in 2012
- Transferred to Armwood from Seffner Christian prior to his senior year
- Earned an 82 rating by 247Sports.com
- Named to the All-Western Conference First Team as a senior, as well as to the all-Hillsborough County second team
- On defense, recorded 80 tackles, 21 quarterback hurries and 12 sacks during his junior campaign
- Member of the National Honor Society and the Fellowship of Christian Athletes
- Along with football, earned two letters as a center on the basketball court
- Selected as the most improved player on the basketball team as a freshman, averaged four rebounds per game as a sophomore and scored 12 points with five rebounds per game as a junior
- Also received interest from USF, Rutgers, Missouri and FAU

PERSONAL

- Born in Brandon, Fla.
- Parents are James and Bette Jo Evans



NATE EVANS
SOPHOMORE
LINEBACKER
6-1 • 237
#44
WAGGAMAN, LA.
JOHN CURTIS

FRESHMAN (2016)

- Played in 10 games at linebacker
- Recorded 12 tackles, and half a sack on the season
- East Carolina 10/1: Had two tackles
- Tulane 11/5: Notched two tackles
- Arkansas State at Cure Bowl 12/17: Totaled five tackles and 0.5 sacks

HIGH SCHOOL

- Coached by J.T. Curtis at John Curtis Christian High School
- Picked up three stars from Rivals and 247Sports
- Ranked in the top 50 overall in the state of Louisiana by Rivals
- John Curtis has won 26 state titles, including most recently in 2013 while it reached the championship game in 2014
- Named as a 2015 Louisiana Class 5A All-State Honorable Mention selection
- Also a 2015 New Orleans Advocate All-Metro Second team choice
- Posted 102 tackles with six tackles for loss as a senior
- Was a 2014 Louisiana Class 3A All-State Honorable Mention honoree
- Capped off 2014 with 112 tackles at the middle linebacker position
- Received offers from Army, Ball State, Houston, Kent State, Louisiana Tech, Louisiana-Lafayette, Louisiana-Monroe, Southern Miss, Texas State, Troy, Tulane, UTEP and Western Kentucky

CAREER STATS

Year	G/GS	SOLO	AST	TOTAL	SACK	TFL	FF	PBU
2016	11/0	4	8	12	0.5	0.5	0	0
Totals	11/0	4	8	12	0.5	0.5	0	0



JORDAN FRANKS
 SENIOR
 TIGHT END
 6-3 • 236
 #15
 CRAWFORDVILLE, FLA.
 WAKULLA

JUNIOR (2016)

- Played in 11 games, starting nine at tight end
- Caught 11 passes for 143 yards, averaging 13.0 yards per reception
- East Carolina 10/1: Had two catches for 73 yards
- UConn 10/22: Brought in two catches for 11 yards
- Tulane 11/5: Totaled 13 yards on two receptions
- Arkansas State at Cure Bowl 12/17: Finished with three receptions for 32 yards

SOPHOMORE (2015)

- Moved from linebacker to defensive back, then after preseason camp switched to wide receiver
- Completed the year with 20 receptions for 246 yards and a pair of touchdowns
- Also had five kickoff returns for 125 yards
- Furman 9/19: Hauled in two catches for 23 yards
- South Carolina 9/26: Picked two receptions for 17 yards
- Tulane 10/3: Racked up seven catches for 93 yards with a touchdown, and rank back five kickoffs for 125 yards including a long of 40 yards
- UConn 10/10: Had two catches for 26 yards
- Tulsa 11/7: Pulled down four passes for 35 yards and a touchdown
- East Carolina 11/19: Finished with two catches for 49 yards

FRESHMAN (2014)

- Grabbed a spot on the American Athletic Conference All-Academic Team
- Finished with eight tackles, including seven of the solo variety, as a linebacker
- Appeared in all 13 games on the year
- Penn State at Croke Park Classic 8/30: Notched one solo stop in his UCF debut

HIGH SCHOOL

- Coached by Barry Klees at Wakulla High School
- A three-star recruit according to ESPN
- Finished senior season with 62 receptions for 1,306 yards and 13 touchdowns, with 31 tackles and three sacks on defense
- The 2013 Wakulla High School MVP, and won four offensive player of the week awards
- Played in the 2013 FACA North-South All-Star Game where he was the North Team's captain
- Selected as the 2013 All-Panhandle Offensive Player of the Year, to the All-Panhandle First Team and the All-Big Bend First Team
- Had 25 catches for 491 yards and six touchdowns during his junior campaign
- Named the 2012 Wakulla Wide Receiver of the Year
- Wakulla advanced to the 2012 FHSAA 5A regional semifinals
- Also suited up for the baseball and basketball teams at Wakulla
- A member of the A/B Honor Roll as a freshman and senior
- Offered by Air Force, Florida Atlantic and Southern Miss, and had interest by Florida and Georgia Tech

PERSONAL

- Born in Tallahassee, Fla.
- Parents are Don and Ginger Franks

CAREER STATS

Year	G/GS	REC	YDS	AVG	TD	LG	AVG/G
2014	13/0	0	0	0.0	0	0	0.0
2015	11/4	20	246	12.3	2	44	22.4
2016	11/9	11	143	13.0	0	40	13.0
Totals	35/13	31	389	12.5	2	44	11.1



JONATHAN GEBKA
 R-FRESHMAN
 DEFENSIVE BACK
 6-1 • 177
 #47
 BOCA RATON, FLA.
 OLYMPIC HEIGHTS

FRESHMAN (2016)

- Worked with the scout team

HIGH SCHOOL

- Played for head coach Chris Kokell at Olympic Heights High School
- Earned a nod on the 2015 Sun-Sentinel's Class 8A-7A-6A Second Team Defense All-Area team

PERSONAL

- Son of Gina and Jerry Gebka
- Born on June 19, 1998



KYLE GIBSON
 R-JUNIOR
 DEFENSIVE BACK
 5-11 • 182
 #25
 TAMPA, FLA.
 ARMWOOD

SOPHOMORE (2016)

- Played in all 13 games as a defensive back
- Totaled 25 tackles, including 18 unassisted, and one pass break-up
- Michigan 9/10: Had three tackles and one pass break-up
- Tulane 11/5: Recorded four tackles
- Arkansas State at Cure Bowl 12/17: Notched four tackles, including three solo

REDSHIRT FRESHMAN (2015)

- Started six of eight games played at cornerback, but limited at the end of the year with an injury
- Totaled 24 tackles with two tackles for a loss of seven yards and a break-up
- Stanford 9/12: In his debut, finished with four tackles
- Furman 9/19: Had three tackles
- South Carolina 9/26: Notched five tackles with a tackle for loss and a break-up
- UConn 10/3: Collected six tackles with one for a loss of four yards
- Houston 10/24: Had three solo tackles

FRESHMAN (2014)

- Spent the year with the scout team

HIGH SCHOOL

- Coached by Sean Callahan at Armwood High School
- ESPN, Rivals and 247Sports all list him with four stars
- ESPN places him at No. 10 on the country's top safeties chart, 30th overall in Florida and at No. 171 in the 2014 ESPN 300
- Ranked as the No. 16 cornerback in the nation by Rivals, and the 33rd best player in the state
- 247Sports lists him as the No. 26 safety in the country, and 42nd overall in Florida
- Helped Armwood reach the 2013 FHSAA 6A state title game (where he had two interceptions vs. Miami Central), as well as the 2012 regional finals
- Participated in the Offense-Defense All-American Bowl in January 2014
- Named to the Associated Press 6A All-State First Team and to the Tampa Bay Times All-North Suncoast First Team in 2013
- Finished 2013 with 85 tackles, six interceptions, five forced fumbles and four overall touchdowns
- Collected 75 tackles, four interceptions and four forced fumbles in 2012
- In 2011, posted 94 tackles, two interceptions and three forced fumbles
- Earned an invite to "The Opening" which is an all-star prospect camp at Nike
- Member of the 4x100 regional champion relay team
- Received the school's Do the Right Thing Award and was a member of the Florida Christian Activities Association
- Had offers from Boston College, Florida State, Louisville, Miami (Fla.), Michigan State, Mississippi, Mississippi State, Missouri, NC State, Notre

GIBSON CONTINUED

Dame, USF, Tennessee, UCLA, Vanderbilt, West Virginia and Wisconsin

PERSONAL

- Born in Tampa, Fla.
- Parents are David Gibson and Annette Rawls-Gibson

CAREER STATS

Year	G/GS	SOLO	AST	TOTAL	SACK	TFL	FF	PBU
2015	8/6	14	10	24	0.0	2.0	0	1
2016	13/0	18	7	25	0.0	0.0	0	1
Totals	21/6	32	17	49	0.0	2.0	0	2



FRESHMAN (2016)

- Spent the season with the scout team

HIGH SCHOOL

- Coached by Greg Thomas at Choctawhatchee High School
- Named the team's MVP for the 2015 season
- Earned a spot on the 2015 Associated Press Florida Class 6A All-State Second Team on defense, and was on the Third Team in 2014
- Posted 37 solo tackles with four interceptions as a senior, and had more than 1,000 receiving yards as a wideout
- Also notched three punt return touchdowns and one kickoff return touchdown
- Recorded an interception in the 2014 FHSAA 6A state semifinal game against Armwood
- Ran track in high school including the 100M and 400M events
- Offered by Chattanooga, The Citadel and Kennesaw State



JUNIOR (2016)

- Named American Athletic Conference Defensive Player of the Year and earned First Team All-Conference honors
- Earned The American Defensive Player of the Week accolades after performance against Houston
- Played in and started all 13 games at outside linebacker
- Led the team with 20.0 tackles for loss, which is tied for the third most in a single season in UCF history
- Also led the Knights with 11.5 sacks, the sixth most in a season at UCF
- Finished the season ranked 12th in the nation in sacks and 13th in tackles for loss
- Totaled 92 tackles and a team high 57 unassisted tackles
- Added seven pass break-ups, two fumble recoveries, two forced fumbles and an interception
- South Carolina State 9/3: Had six tackles, one sack and a forced fumble
- Maryland 9/17: Had seven tackles, 1.5 for a loss, and one sack
- FIU 9/24: Totaled five tackles, three for a loss, two sacks and a pass break-up
- East Carolina 10/1: Finished with five tackles, 1.5 tackles for loss, a sack and a forced fumble
- Temple 10/15: Had two pass break-ups, one sack, 1.5 tackles for loss and five total tackles
- UConn 10/22: Recorded first game with double digit tackles, finishing with 10
- Houston 10/29: Totaled 14 tackles, 12 of which were unassisted, 3.0 tackles for loss, 2.5 sacks, one fumble recovery and an interception
- Cincinnati 11/12: Had seven tackles, three for a loss, two sacks and a fumble recovery
- Tulsa 11/19: Notched eight tackles, including two for a loss, and had one pass break-up

GRIFFIN CONTINUED

- USF 11/26: Finished the regular season with five total tackles and two tackles for loss
- Arkansas State at Cure Bowl 12/17: Totaled seven tackles, with one for a loss and half a sack

SOPHOMORE (2015)

- Played in 12 games, compiling nine tackles on special teams and as a safety
- Tulane 10/3: Notched first collegiate tackle as well as fumble recovery
- Tulsa 11/7: Had a pair of tackles
- USF 11/26: Posted a season-high three tackles with a break-up on defense

REDSHIRT FRESHMAN (2014)

- Saw time in one game and it took place vs. Penn State in Ireland
- Named Defensive Scout Team Player of the Week for the Bethune-Cookman contest

FRESHMAN (2013)

- Worked with the scout team
- Dressed for the Memphis game but did not play

HIGH SCHOOL

- Coached by Cory Moore at Lakewood, which advanced to the 2012 5A regional semifinals
- Received three stars from Rivals and ESPN
- Ranked as the No. 92 safety in the nation by ESPN
- Earned a spot on the 2012 class 5A all-state second team
- Named to the 2012 Tampa Bay Times All-Suncoast Second Team
- Selected to the 2013 U.S. Under-19 National Team, assembled by USA Football, and in the Team USA vs. The World International Bowl Feb. 5, made ESPN SportsCenter's Top 10 with a memorable interception in the redzone
- Competed in the 2012 Florida Athletic Coaches Association North-South All-Star Game
- Listed at No. 42 on the Orlando Sentinel 2013 Midwest Florida Super60
- Amassed 72 tackles with 12 break-ups and one sack in 2012
- Had 61 tackles, nine break-ups, two forced fumbles and one interception as a junior
- Participated in the 2011 Under Armour Combine
- Member of the 7-on-7 Team Tampa undefeated and state championship squad
- Also ran track for Lakewood, competing in the 4x100, discus, triple jump and shot put, and received interest for track from LSU, Miami and Purdue
- Was the Tampa Bay Times Track and Field Athlete of the Year in Pinellas County in the spring of 2012 as he won the state title in the triple jump and broke two school records
- In all, earned four letters in track and three in football as a safety
- While in high school, received the United States Achievement Academy Student of Excellence Award, the Mr. LHS Award and the 2012 Mike June Courage Award
- The mayor presented him with the On Top of Your Game Award as well as a key to the city
- One of four finalists for the National STUDENT-Athlete Day Giant Steps Award in the category of Courageous Student-Athlete, presented by the National Consortium for Academics and Sports (NCAS)
- With twin brother Shaquill, started their own track club in St. Petersburg
- Chose UCF over Akron, Arkansas, Ball State, Boston College, Bowling Green, Cincinnati, Colgate, FIU, Houston, Kent State, Kentucky, Marshall, Massachusetts, Miami, Minnesota, Princeton, South Alabama, Toledo, USF, West Virginia and Western Kentucky

PERSONAL

- Lost his left hand at the age of four due to a rare condition before birth
- Born in St. Petersburg, Fla.
- Nickname is Keem
- Parents are Terry and Tangie Griffin, and was born a minute after brother, Shaquill

CAREER STATS

Year	G/GS	SOLO	AST	TOTAL	SACK	TFL	FF	FR
2014	1/0	0	0	0	0.0	0.0	0	0
2015	12/0	5	4	9	0.0	0.0	0	1
2016	13/13	57	35	92	11.5	20.0	2	2
Totals	26/13	62	39	101	11.5	20.0	2	3



TONY GUERAD
*R-SENIOR
 DEFENSIVE LINE*
 6-3 • 297

#93

TAMPA, FLA.
 TAMPA BAY TECH

JUNIOR (2016)

- Played in and started all 13 games at defensive end
- Totaled 62 tackles, 10 for a loss and 3.5 sacks
- Also added five quarterback hurries, one pass break-up and one forced fumble
- Maryland 9/17: Had four tackles, three for a loss and two sacks
- FIU 9/24: Recorded four tackles
- East Carolina 10/1: Totaled five tackles, including 1.5 for a loss
- UConn 10/22: Had five tackles and assisted on one tackle for loss
- Houston 10/29: Recorded four tackles, two for a loss and forced a fumble
- Tulane 11/5: Assisted on one tackle for loss, had seven total tackles and recorded one quarterback hurry
- Cincinnati 11/12: Had three tackles, one for a loss, and added a quarterback hurry
- Tulsa 11/19: Totaled a career high 12 tackles, including six solo, and assisted on one tackle for loss
- USF 11/26: Finished the regular season with seven tackles against the Bulls
- Arkansas State at Cure Bowl 12/17: Had four tackles, assisted on one for a loss, and added a pass break-up

SOPHOMORE (2015)

- Started one game and made seven appearances overall
- Completed the year with 28 tackles while producing 5.0 tackles for loss and two sacks with a break-up
- FIU 9/3: Totaled four tackles
- Furman 9/19: Racked up eight tackles with 1.5 tackles for loss including a sack for nine yards
- Tulane 10/3: Chipped in four tackles
- UConn 10/10: Finished the game with six tackles, 1.5 tackles loss and a solo sack

REDSHIRT FRESHMAN (2014)

- Selected as a defensive scout team player of the week for the UConn game

FRESHMAN (2013)

- Named a Scout Player of the Week for the FIU game

HIGH SCHOOL

- Coached by Jayson Roberts at Tampa Bay Tech, which claimed the district title from 2010-12
- Helped his team reach the 2012 7A regional quarterfinals and the 2011 regional semifinals
- Earned a three-star rating by ESPN
- Ranked as the No. 86 defensive tackle in the nation by ESPN
- Named the team's defensive MVP in 2012, and earned All-Florida Athletic Coaches Association First Team, All-Western Conference First Team and Tampa Bay Times All-County Second Team honors as well
- Notched six sacks as a senior, while forcing four fumbles and recovering five as a junior
- Attended camps at Georgia Tech, Clemson and USF
- Played defensive end, tight end and long snapper during his high school career
- Chose UCF over offers and interest from Arkansas, Arkansas State, Cincinnati, Florida, FIU, Iowa State, Kentucky, Massachusetts, Miami, Middle Tennessee State, Ohio, South Alabama, Syracuse, USF, Western Kentucky and Western Michigan

PERSONAL

- Born in Fort Lauderdale, Fla.
- Parents are Jesus and Cheryl Guerad

CAREER STATS

Year	G/GS	SOLO	AST	TOTAL	SACK	TFL	FF	PBU
2014	0/0	0	0	0	0.0	0.0	0	0
2015	7/1	13	15	28	2.0	5.0	0	1
2016	13/13	28	34	62	3.5	1.0	1	1
Totals	20/14	41	49	90	5.5	6.0	1	2



JAWON HAMILTON
*SOPHOMORE
 RUNNING BACK*
 5-9 • 190

#1

MIAMI, FLA.
 SOUTH DADE

FRESHMAN (2016)

- Played in all 13 games, starting nine at running back
- Led the team with 495 rushing yards on a team high 139 carries
- Scored four touchdowns and averaged 38.1 rushing yards per game
- Caught 17 passes for 73 receiving yards
- Had four 20+ yard plays
- South Carolina State 9/3: Ran for 53 yards on 14 rushes
- Maryland 9/17: Rushed 12 times for 65 yards and caught one six-yard pass
- East Carolina 10/1: Scored first collegiate touchdown, while running for 48 yards on 13 carries
- Houston 10/29: Ran eight times for 23 yards and a touchdown
- Cincinnati 11/12: Recorded season highs of 17 carries and 81 yards with a touchdown
- USF 11/26: Totaled 54 yards on 14 rushes and scored, adding three catches for 21 yards through the air
- Arkansas State at Cure Bowl 12/17: Had four receptions for 17 yards

HIGH SCHOOL

- Coached by Nate Hudson at South Dade High School
- Earned three stars by Rivals and 247Sports
- Listed at No. 100 on the Orlando Sentinel 2016 Florida Top 100 list
- On the 2015 Miami Herald All-Dade Class 8A-6A First Team
- Collected 16 touchdowns and 1,259 rushing yards on 131 carries in 2015, averaging 9.6 yards per attempt
- Awarded as the 2015 Tournament of Champions South Florida Player of the Year after being one of five finalists
- Earned a spot on the 2015 Florida All-State Class 8A Second Team
- Helped South Dade to the 2015 FHSAA Class 8A regional final
- Offered by FAU, FIU, Kansas, Louisville, Miami (Fla.), Syracuse, Temple and Western Kentucky


CAREER STATS

Rushing

Year	G/GS	ATT	YDS	AVG	TD	LG	AVG/G
2016	13/9	139	495	3.6	4	32	38.1
Totals	13/9	139	495	3.6	4	32	38.1

Receiving

Year	G/GS	REC	YDS	AVG	TD	LG	AVG/G
2016	13/9	17	73	4.3	0	14	5.6
Totals	13/9	17	73	4.3	0	14	5.6



ALEX HARRIS
*R-FRESHMAN
 WIDE RECEIVER*
 6-0 • 192

#81

KEARNEY, NEB.
 KEARNEY

FRESHMAN (2016)


- Spent the season with the scout team

HIGH SCHOOL

- Played for head coach Brandon Cool at Kearney High School
- Totaled 370 receiving yards on 31 receptions and four touchdowns in Bearcats career
- As a defender, recorded 70 tackles and four interceptions
- Appeared in the 2016 Nebraska Shrine Bowl
- A multi-sport athlete that also played on the varsity basketball squad as a junior and on the track and field team as a middle distance runner

PERSONAL

- Born on Sep. 22, 1997



BRENDON HAYES
R-SOPHOMORE DEFENSIVE LINE
 6-3 • 287
 #98
 NEW ORLEANS, LA.
 BROTHER MARTIN

REDSHIRT FRESHMAN (2016)

- Played in 12 of 13 games on the defensive line
- Totaled 10 tackles, 1.5 tackles for loss, half a sack, and one interception
- South Carolina State 9/3: Had three tackles
- East Carolina 10/1: Recorded first career interception
- Temple 10/15: Had one tackle and half a sack
- Tulsa 11/19: Totaled two tackles, including one for a loss

FRESHMAN (2015)

- Worked with the scout team

HIGH SCHOOL

- Coached by Mark Bonis at Brother Martin High School
- 247Sports listed him with three stars, and as the No. 51 best strong-side defensive end in the nation
- Selected to the 2014 New Orleans Metro Coaches All-District Team
- Brother Martin reached the 2014 LHSAA Division I state semifinals
- Boasted 58 tackles, 11 sacks, three forced fumbles and three recoveries in 2014
- As a junior, collected 49 tackles, nine sacks, two fumble recoveries and one forced fumble
- Had two sacks in each of his first two years with double-digit tackles for loss as well
- Also a power forward on the basketball team
- Had offers from Louisiana Tech, Mississippi State, Southern Miss, Tulane, Wake Forest and Washington State

PERSONAL

- Born in Baton Rouge, La.
- Mother is Brandy Hayes

CAREER STATS

Year	G/GS	SOLO	AST	TOTAL	SACK	TFL	FF	PBU
2016	12/0	5	5	10	0.5	1.5	0	1
Totals	12/0	5	5	10	0.5	1.5	0	1



TATE HERNLY
R-SENIOR OFFENSIVE LINE
 6-3 • 303
 #75
 FORT MYERS, FLA.
 FORT MYERS

JUNIOR (2016)

- Played in 11 games, starting five on the offensive line
- Earned first start of the year at left guard against Tulane

SOPHOMORE (2015)

- Started at center against Tulane and at left guard vs. East Carolina
- Played in nine games overall on the line

REDSHIRT FRESHMAN (2014)

- Named to the American Athletic Conference All-Academic Team
- Saw action in the Tulsa and SMU games
- Was on the travel roster for all 13 contests

FRESHMAN (2013)

- Selected as an Offensive Scout Team Player of the Week for the UConn game

HIGH SCHOOL

- Coached by Sammy Sirianni at Fort Myers, earning three letters while playing every position on the offensive line
- Reached the 2011 6A regional semifinals with the Green Wave
- Picked up a three-star rating from Rivals and ESPN
- Ranked as the No. 13 center in the nation by ESPN, and No. 20 by Rivals

HERNLY CONTINUED

- Listed at No. 43 on the Orlando Sentinel 2013 Midwest Florida Super60
- As a senior, received first-team all-district, all-conference and all-area honors
- Named to the Friday Night Football magazine's Preseason All-State Second Team and to the All-Gulf Coast First Team
- Took part in the 2011 Under Armour Combine
- Recorded a cumulative GPA of higher than 4.0 in high school
- Chose UCF over Ball State, Boston College, Buffalo, Duke, FIU, Miami, Missouri, Tennessee and USF

PERSONAL

- Born in Muncie, Ind.
- Parents are Troy and Tammy Hernly



TRYSTEN HILL
SOPHOMORE DEFENSIVE LINE
 6-1 • 325
 #9
 LEE, FLA.
 SUWANNEE

FRESHMAN (2016)


- Played in and started all 13 games at defensive end
- Totaled 15 tackles, five tackles for loss and one sack
- Added one quarterback hurry and one forced fumble
- South Carolina State 9/3: Had two tackles, including one for a loss
- Michigan 9/10: Recorded three tackles and one for a loss
- East Carolina 10/1: Totaled two tackles and had one tackle for loss
- Temple 10/15: Had first career sack and forced fumble
- Tulsa 11/19: Had two tackles
- USF 11/26: Finished the regular season with two tackles against the Bulls

HIGH SCHOOL

- Coached by Jamie Rodgers at Suwannee High School
- A three-star recruit according to ESPN
- Named to the Associated Press Florida Class 5A All-State First Team in 2015
- Helped his team reach the 2015 FHSAA 5A regional finals, while it reached the state semifinals in 2014
- Tagged as a 2014 all-area honoree by The Gainesville Sun
- Offered by Charlotte, FIU, Georgia State, Georgia Tech, Kentucky, Marshall and Virginia

CAREER STATS

Year	G/GS	SOLO	AST	TOTAL	SACK	TFL	FF	FR
2016	13/13	11	4	15	1.0	5.0	1	0
Totals	13/13	11	4	15	1.0	5.0	1	0



TYLER HUDANICK
JUNIOR OFFENSIVE LINE
 6-5 • 304
 #53
 HARMONY, PA.
 SENECA VALLEY

SOPHOMORE (2016)

- Played in and started the first six games of the season at left guard

FRESHMAN (2015)

- Got into the action right away as a true freshman, starting nine of 10 games played at left guard

HIGH SCHOOL

- Coached by Don Holl at Seneca Valley High School
- Rivals and 247Sports gave him three stars
- Ranked among the top 80 guards in the country by 247Sports
- Also listed as the 32nd best recruit in Pennsylvania by Rivals
- An all-conference lineman in the Quad North his last two years
- Member of the Pittsburgh Tribune-Review Terrific 25 in 2013 and 2014
- Was a Pennsylvania Football Writers All-State Team member as a senior

HUDANICK CONTINUED

- On the All-WesternPAFootball.net Big School All-Star First Team and the PAFootballNews.com All-State First Team in 2014
- Member of the Varsity Club and the High Honor Roll in high school
- Boasted offers from Akron, Bowling Green, Buffalo, UConn, Eastern Michigan, Miami (Ohio), Ohio, Old Dominion, Toledo, UTEP and Western Michigan

PERSONAL

- Born in Harmony, Pa.
- Parents are Bill and Marilou Hudanick



PAT JASINSKI
JUNIOR LINEBACKER
 6-1 • 226
#56
 ROSWELL, GA.
 BLESSED TRINITY

SOPHOMORE (2016)

- Played 13 games at inside linebacker
- Totalled 41 tackles, 4.5 tackles for loss and 3.5 sacks
- South Carolina State 9/3: Had five tackles
- Michigan 9/10: Amassed four tackles
- East Carolina 10/1: Totalled seven tackles, one for a loss, and had half a sack
- Temple 10/15: Had a sack and three tackles
- Houston 10/29: Notched four tackles, including three unassisted
- Tulane 11/5: Recorded six tackles
- USF 11/26: Had one sack
- Arkansas State at Cure Bowl 12/17: Recorded one sack

FRESHMAN (2015)

- Stepped in right away to play in all 12 games with six starts at outside linebacker
- Ended his first year with 42 tackles and two for a loss
- FIU 9/3: Totalled two tackles in his collegiate debut
- Stanford 9/12: Amassed four tackles
- South Carolina 9/26: Finished with three tackles, all solo
- UConn 10/10: Compiled five tackles with one for a loss of five yards
- Cincinnati 10/31: Racked up four tackles
- Tulsa 11/7: Finished with seven tackles
- East Carolina 11/19: Ended with four tackles (three solo)
- USF 11/26: Posted seven tackles with a tackle for loss

HIGH SCHOOL

- Coached by Tim McFarlin at Blessed Trinity Catholic High School
- Rivals and ESPN gave him three stars
- ESPN ranked him as the No. 88 outside linebacker in the nation
- Set school records with 433 career tackles, 46 games played, 27 tackles for loss and 21 tackles in a game
- Also had 40 receptions for 809 yards and 11 touchdowns in his high school career
- School reached the 2014 GHSA Class AAA state semifinals and the state quarterfinals in 2012 and 2013
- Team captain his final two seasons, and the team MVP in 2014
- Named the 2014 Atlanta Journal Constitution AAA Defensive Player of the Year
- Selected to the all-state first team and to the all-region first team as both a linebacker and tight end
- Posted 130 tackles (95 solo) as a senior with four interception and 10 tackles for loss, and as a tight end, collected eight touchdown passes including a 70-yard score in the state semifinals
- In 2013, had 112 tackles with nine tackles for loss and a pair of sacks, while also forcing two fumbles en route to all-state honorable mention status
- Boasted 131 tackles with an interceptions and three forced fumbles as a sophomore
- Started seven games on the varsity team as a freshman, completing the year with 60 tackles and the school's Rookie of the Year award
- Along with serving as a linebacker and tight end, received two letters as a forward on the basketball team and played outfield on the freshman baseball squad
- Honor Roll Magna Cum Laude each semester in high school
- Founding member of the Blessed Trinity Interact service program, and performed 125 hours of community service in high school
- Also had offers from Air Force, Cornell, Harvard, Princeton and Yale

JASINSKI CONTINUED

PERSONAL

- Born in Royal Oak, Mich.
- Parents are Scott and Chris Jasinski

CAREER STATS

Year	G/GS	SOLO	AST	TOTAL	SACK	TFL	FF	FR
2015	12/6	18	24	42	0.0	2.0	0	0
2016	13/0	24	17	41	3.5	4.5	0	0
Totals	25/6	42	41	83	3.5	6.5	0	0



CHRIS JOHNSON
R-SENIOR DEFENSIVE BACK
 5-10 • 187
#46
 JACKSONVILLE, FLA.
 FIRST COAST

JUNIOR (2016)

- Played in all 13 games as a defensive back and punt returner
- Returned 26 punts for 168 yards on the season
- Also totalled two tackles
- South Carolina State 9/3: Returned four punts for 46 yards with a long of 21
- East Carolina 10/1: Notched two tackles
- Cincinnati 11/12: Brought two punts back, including a 22-yard return
- USF 11/26: Totalled 23 yards on four punt returns

SOPHOMORE (2015)

- Started four games and played in all 12
- Completed the year with 14 catches for 187 yards
- Also had six punt returns with 41 yards
- FIU 9/3: Hauled in first catches as he had three for 32 yards
- Furman 9/19: Posted two catches for 14 yards, and four punt returns for 45 yards
- South Carolina 9/26: Had two catches for 21 yards
- Tulane 10/3: Went over 100 yards with six catches for 113 yards

REDSHIRT FRESHMAN (2014)

- Honored with a spot on the American Athletic Conference All-Academic Team
- On the travel roster for the PSU game in Ireland, as well as vs. Temple

FRESHMAN (2013)

- Spent time with the scout team

CAREER STATS

Defense

Year	G/GS	SOLO	AST	TOTAL	SACK	TFL	FF	PBU
2015	12/4	1	0	1	0.0	0.0	0	0
2016	13/0	1	1	2	0.0	0.0	0	0
Totals	25/4	2	1	3	0.0	0.0	0	0

Punt Returns

Year	G/GS	NO	YDS	AVG/R	TD	LG	AVG/G
2015	12/4	6	41	6.8	0	24	3.4
2016	13/0	26	168	6.5	0	22	12.9
Totals	25/4	32	209	6.5	0	24	8.4



JORDAN JOHNSON
SOPHOMORE OFFENSIVE LINE
 6-2 • 309
#72
 JACKSONVILLE, FLA.
 ED WHITE

FRESHMAN (2016)

- Played in all 13 games, starting 12 on the offensive line
- Earned first start of career in Week 2 at Michigan

HIGH SCHOOL

- Coached by Terry Gilliam at Ed White High School
- A four-star product by ESPN, and earned three stars from Rivals and 247Sports
- Listed as the No. 23 offensive guard in the country by Rivals and No. 24 by ESPN

JOHNSON CONTINUED

- Both outlets place him among the top 75 overall players in the state of Florida
- Named to the FHSAA Class 6A All-State First Team
- Selected to compete in the 2016 Blue-Grey All-American Bowl
- Ed White reached the 2014 FHSAA Class 6A regional finals
- Offered by Cincinnati, Georgia Southern, Georgia Tech, Louisville, LSU, Miami (Fla.), Mississippi, North Carolina, Ohio State, Pittsburgh, Rutgers, South Carolina, Virginia and Virginia Tech
- First name is Kelton



C.J. JONES
*R-JUNIOR
 RUNNING BACK*
 5-10 • 211

#29

DAYTONA BEACH, FLA.
 ATLANTIC

SOPHOMORE (2016)

- Played in three games at running back
- Rushed six times for 29 yards and one touchdown
- Averaged 4.8 yards per carry
- FIU 9/24: Totaled 29 yards and a touchdown on six carries

REDSHIRT FRESHMAN (2015)

- Received seven starts at running back and played in all 12 games
- Led the Knights with 93 carries and 339 yards while also having a touchdown
- Averaged 3.6 yards per rush
- Contributed 11 receptions for 65 yards
- Furman 9/19: Rushed seven times for 51 yards
- UConn 10/10: Posted seven rushes for 44 yards and had three catches for 10 yards
- Cincinnati 10/31: Eclipsed the 100-yard plateau with 123 yards on the ground on 18 carries with a touchdown, highlighted by a 51-yard run

FRESHMAN (2014)

- Named the Offensive Scout Team Player of the Week for the USF game

HIGH SCHOOL

- Coached by Tim Smith at Atlantic High School where he was a running back and strong safety
- Listed as the No. 62 running back by ESPN and had three stars
- Also a three-star recruit by Rivals
- Picked up first-team all-county distinction in 2013
- Was the school's football team MVP in 2010, 2012 and 2013
- Totaled 1,250 rushing yards and 12 touchdowns as a senior, and chipped in 207 receiving yards
- Miami Herald named him to the 2013 All-North Atlantic Team
- Rushed for 1,150 yards and 11 touchdowns with 225 receiving yards and 37 tackles in 2012, picking up second-team all-county honors
- Atlantic reached the 2012 FHSAA 5A regional quarterfinals
- Atlantic's running back of the year in 2011, rushing for 756 yards in six games, and also had 47 tackles with an interception
- Galloped for 996 rushing yards and 10 touchdowns as a freshman, and amassed 78 tackles with an interception
- Ran the first leg of the 4x100 relay team which won the district title his freshman year
- Member of the Leadership Club and National Honor Society, received the Mr. AHS Award, advanced to the mock trial state qualifications and was selected as homecoming king

PERSONAL

- Full name is Christopher Jones
- Parents are Chris Jones and Seannette Sims

CAREER STATS

Rushing

Year	G/GS	ATT	YDS	AVG	TD	LG	AVG/G
2015	12/7	93	339	3.6	1	51	28.3
2016	3/0	6	29	4.8	1	14	9.7
Totals	15/7	99	368	3.7	2	51	24.5

Receiving

Year	G/GS	REC	YDS	AVG	TD	LG	AVG/G
2015	12/7	11	65	5.9	0	10	5.4
2016	3/0	0	0	0.0	0	0	0.0
Totals	15/7	11	65	5.9	0	10	4.3



CEDRIC JORDAN-WILLIAMS
*R-SENIOR
 RUNNING BACK*
 5-9 • 231

#26

JACKSONVILLE, FLA.
 TRINITY CHRISTIAN

JUNIOR (2016)

- Played in the first game of the season, rushing six times for 24 yards

SOPHOMORE (2015)

- Spent time with the scout team

PRIOR TO UCF

- Served as a linebacker for Edward Waters College

HIGH SCHOOL

- Played at Trinity Christian Academy for coach Verlon Dorminey
- Helped lead his team to two state title games, including winning the 2010 FHSAA Class 1A championship
- Trinity Christian reached the state playoffs all four years
- Saw time at running back, nose guard and linebacker during high school

PERSONAL

- Born in Jacksonville, Fla.
- Parents are Anthony Williams and Alicia Jordan-Willis, and stepfather is Reginald Willis
- A sport and exercise science major



ADRIAN KILLINS, JR.
*SOPHOMORE
 RUNNING BACK*
 5-8 • 152

#9

DAYTONA BEACH, FLA.
 MAINLAND

FRESHMAN (2016)

- Played in all 13 games, starting three at running back
- Rushed 50 times and was third on the team with 325 rushing yards
- Had a team best 6.5 yards per carry average and ran for four touchdowns
- Also caught 18 passes for 198 yards receiving and two touchdowns
- Was the team's leading kick returner with 18 returns for 451 yards on the season
- Averaged 25.1 yards per kick return, which ranked 22nd in the nation, and had one 100-yard touchdown return
- Second on the team with seven total touchdowns
- Led all Knights with 974 all-purpose yards
- Had the two longest plays of the year with a 100-yard kick return and an 87-yard rush
- Totaled five plays of 50 yards or more and 18 plays of 20 yards or more
- Michigan 9/10: Ran for an 87-yard touchdown, which tied for the longest run from scrimmage in UCF history
- Maryland 9/17: Rushed five times for 60 yards, including a long of 43
- FIU 9/24: Totaled 86 rushing yards on six carries, ran for a 61-yard score, and caught two passes for 69 yards receiving
- East Carolina 10/1: Returned a kick 100 yards for a touchdown, which was only the fourth tie a Knight had done so in program history
- Temple 10/15: Caught a 16-yard touchdown pass
- UConn 10/22: Hauled in three passes for 36 yards and a 39-yard touchdown
- Houston 10/29: Ran for a six-yard touchdown and returned three kicks for 63 yards
- Tulane 11/5: Gained 47 yards on five rushes and caught five passes for 61 yards
- Tulsa 11/19: Ran for a touchdown and returned two kicks for 77 yards, including a 57-yarder
- USF 11/26: Totaled 76 yards on three kick returns

HIGH SCHOOL

- Coached by Scott Wilson at Mainland High School
- A three-star product based on rankings from Rivals, 247Sports and ESPN
- Ranked as the No. 26 best running back in the nation according to Rivals, and has been in the top 100 by 247Sports and ESPN
- The first player to commit to UCF after Scott Frost was announced as

KILLINS CONTINUED

head coach

- Picked up three stars from Rivals, 247Sports and ESPN
- Rated as the No. 24 player in the Orlando Sentinel's 2016 Central Florida Super60
- Ran for almost 1,000 yards as a senior, where his team lost in the 6A state regional finals
- Mainland reached the 2014 FHSAA 6A state semifinals
- As a junior, posted 162 rushes for 1,173 rushing yards with 14 touchdowns, while catching 17 passes for 187 yards and three scores
- Named the Daytona Beach News-Journal 2015 Boys Track and Field Athlete of the Year
- Won back-to-back Class 3A state titles in the 200M in 2015 and 2016, running it in 21.16 and 21.32, respectively, while he also finished .01 of a second from earning first in the 100M in 2015
- Was the first state track champion for Mainland in 10 years, and was the only athlete to win a gold medal from Flagler or Volusia County areas
- Personal-best times in those races prior to senior year were 21.05 (200M) and 10.53 (100M)
- Offered by FAU, FIU, Georgia Southern, Iowa State, Kansas, Louisville, UMass, Miami (Fla.), South Alabama, South Florida, Syracuse, Temple, Toledo and West Virginia

CAREER STATS

Rushing


Year	G/GS	ATT	YDS	AVG	TD	LG	AVG/G
2016	13/3	50	325	6.5	4	87	25.0
Totals	13/3	50	325	6.5	4	87	25.0

Receiving

Year	G/GS	REC	YDS	AVG	TD	LG	AVG/G
2016	13/3	18	198	11.0	2	60	15.2
Totals	13/3	18	198	11.0	2	60	15.2

Kick Returns

Year	G/GS	NO	YDS	AVG/R	TD	LG	AVG/G
2016	13/3	18	451	25.1	1	100	34.7
Totals	13/3	18	451	25.1	1	100	34.7



CHRIS LARSEN
R-JUNIOR
TIGHT END
 6-1 • 229
 #45
 DUNEDIN, FLA.
 PALM HARBOR UNIVERSITY

SOPHOMORE (2016)

- Appeared in two games as a tight end

REDSHIRT FRESHMAN (2015)

- Spent the season with the scout team

FRESHMAN (2014)

- Grabbed a spot on the American Athletic Conference All-Academic Team
- Worked with the scout team

HIGH SCHOOL

- Attended Palm Harbor University High School, playing for coach Matt LePain

PERSONAL

- Parents are Robert and Karen Larsen
- Major is pre-business



MONTERIOUS LOGGINS
R-FRESHMAN
LINEBACKER
 6-0 • 237
 #33
 CRAWFORDVILLE, FLA.
 WAKULLA

FRESHMAN (2016)

- Spent the season with the scout team

HIGH SCHOOL

- Coached by Barry Klees at Wakulla High School
- Listed with three stars by 247Sports and ESPN
- Played linebacker and running back
- Helped lead Wakulla to the 2015 FHSAA Class 5A title game
- Named to the Total Prep Sports 2015 First Team and the All-Big Bend First Team
- Posted 116 tackles with four sacks as a senior
- Competed with the track and field team as well, running the 100M and 200M
- Offered by Cincinnati, Florida Atlantic and Marshall



MAC LOUDERMILK
R-JUNIOR
PUNTER
 6-1 • 234
 #48
 VALDOSTA, GA.
 VALDOSTA

SOPHOMORE (2016)

- Played in 10 games
- Punted six times for 210 yards for an average of 35.0 yards
- Had a long of 47 yards and one punt inside the 20
- Maryland 9/17: Three punts for 120 yards with one inside the 20 and a 47-yarder

REDSHIRT FRESHMAN (2015)

- In his first UCF game, booted seven punts against Houston for 350 yards and a 50.0 average highlighted by a long of 61 yards
- The 50.0 average was good for fifth on the single-game chart
- Also punted in the USF game, posting two 52-yard punts

FRESHMAN (2014)

- On the American Athletic Conference All-Academic Team
- Worked as the team's backup punter during the year, but did not see action

HIGH SCHOOL

- Coached by Rance Gillespie at Valdosta High School
- ESPN rated him with three stars and as the No. 41 kicker in the nation
- Ranked as the No. 56 dual-threat quarterback by 247Sports
- Named the 2013 All-Region 1-AAAAAA Special Teams Player of the Year
- Valdosta reached the 2012 and 2013 GHSA AAAAAA state tournament
- Averaged 41.7 yards per punt as a junior
- Named an all-region pick as a punter in 2012
- Participated in the National Kicking Championship in Bradenton
- Earned offers from Appalachian State, Charleston Southern, Charlotte, Furman and Navy

PERSONAL

- Born in Carrollton, Ga.
- Parents are Mark and Julie Loudermilk

CAREER STATS

Punting

Year	G/GS	ATT	YDS	AVG	LG	I20	50+
2015	2/0	9	454	61	50.4	3	5
2016	10/0	6	210	47	35.0	1	0
Totals	12/0	15	664	61	44.3	4	5



SEYVON LOWRY
*R-SENIOR
 DEFENSIVE LINE*
 6-3 • 272

#49

JACKSONVILLE, FLA.
 FIRST COAST

JUNIOR (2016)

- Played in 13 games on the defensive line
- Totaled 13 tackles, half a tackle for loss, one interception, two pass break-ups, three quarterback hurries and one fumble recovery
- Maryland 9/17: Had two quarterback hurries and broke up one pass
- Houston 10/29: Notched two tackles and one hurry
- Tulane 11/5: Recovered a fumble and had one tackle
- Cincinnati 11/12: Totaled two tackles and an interception
- Tulsa 11/19: Amassed three tackles, including half a tackle for loss
- USF 11/26: Had three tackles

REDSHIRT SOPHOMORE (2015)

- Started at Temple and played in 11 games overall
- Posted 12 tackles on the year
- UConn 10/10: Amassed three tackles with half a sack

SOPHOMORE (2014)

- Worked with the scout team

FRESHMAN (2013)

- Saw time in six games, collecting eight tackles, 3.0 tackles for loss and a sack
- Memphis 10/5: Totaled two solo tackles and one sack
- UConn 10/26: Stacked up five total stops and one TFL
- Houston 11/9: Recorded one tackle for loss
- Selected as the scout team defensive player of the week for the Tulsa game

HIGH SCHOOL

- Coached by Marty Lee at First Coast, and joined teammate D.J. Killings as members of the UCF signing class
- First Coast advanced to the 2012 class 7A regional quarterfinals, and was the 2011 7A state runner-up
- A four-star recruit by ESPN, which graded him at an 80, and received three stars from Rivals
- Ranked as the No. 35 defensive end in the nation by ESPN, and the No. 40 weakside defensive end by Rivals
- Rated at 85 by 247Sports.com
- Received class 7A all-state second-team honors in 2012
- Finished senior season with 50 tackles, 17 sacks, two blocked punts, five forced fumbles and four recoveries
- As a junior, had 48 tackles, 16 sacks, six forced fumbles and five blocks to go along with five touchdowns scored en route to first-team all-conference honors
- Chose UCF over offers and interest from Alabama, Cincinnati, Connecticut, FIU, Kentucky, Louisville, Miami (Fla.), Michigan State, Mississippi, Missouri, Nebraska, North Carolina, Rutgers, South Alabama, USF, Vanderbilt and West Virginia

PERSONAL

- Born in Jacksonville, Fla.
- Mother is Uchika Stewart

CAREER STATS

Defense

Year	G/GS	SOLO	AST	TOTAL	SACK	TFL	FR	INT
2013	6/1	5	3	8	1.0	3.0	0	0
2015	11/1	5	7	12	0.5	0.5	0	0
2016	13/0	4	9	13	0.0	0.5	1	1
Totals	30/2	14	19	33	1.5	4.0	1	1



JOSH MAISEL
*R-SENIOR
 WIDE RECEIVER*
 6-1 • 202

#39

WEEKI WACHEE, FLA.
 RIVER RIDGE

REDSHIRT JUNIOR (2016)

- Spent time with the scout team

JUNIOR (2015)

- A scout team member for the season

HIGH SCHOOL

- Coached by Ryan Benjamin at River Ridge High School
- Committed to LaGrange College out of high school
- As a quarterback, threw 1,002 yards and eight touchdowns as a senior
- Rushed for 597 yards and five touchdowns
- A 2012 All-North Suncoast Honorable Mention selection

PERSONAL

- Parents are Joseph Maisel and Cynthia Schad
- Majoring in sport and exercise science



DONTAY MAYFIELD
*R-FRESHMAN
 WIDE RECEIVER*
 6-1 • 204

#17

HOMESTEAD, FLA.
 GULLIVER PREP

FRESHMAN (2016)

- Sat out the season as a redshirt

HIGH SCHOOL

- Coached by Earl Sims at Gulliver Preparatory
- Received three stars from Rivals, 247Sports and ESPN
- Gulliver Prep reached the FHSAA Class 4A state tournament every year with Mayfield on the roster
- On the 2015 Miami Herald All-Dade Class 5A-Independent Third Team
- Earned a spot in the 2015 TOC/Nike Miami-Dade North vs. South All-Star Game
- Competed in the 2014 Miami Dolphins 7-on-7 tournament
- Posted more than 35 receptions and 400 yards along with six touchdowns as a junior
- Also ran track in high school, competing in the 100M, 4x100M relay and the high jump
- Offered by several schools including Akron, Bowling Green, Cincinnati, Colorado State, Duke, FAU, FIU, Georgia Southern, Illinois, Indiana, Kentucky, Middle Tennessee, NC State, Rutgers, South Florida, Syracuse, Temple, Tulane, Utah State, Virginia, Western Michigan and Wisconsin



TAJ MCGOWAN
*JUNIOR
 RUNNING BACK*
 6-1 • 203

#12

HOLLYWOOD, FLA.
 HALLANDALE

SOPHOMORE (2016)

- Played in all 13 games at running back
- Ran for 156 yards and two touchdowns on 35 carries, averaging 4.5 yards per rush
- Also caught six passes for 48 yards
- Returned three kicks for 66 yards, including a long of 26 yards
- South Carolina State 9/3: Rushed 11 times for 48 yards and caught two passes for 18 yards
- East Carolina 10/1: Had two carries for 50 yards, including a 47-yard score
- Houston 10/29: Caught a 23-yard pass
- Tulane 11/5: Ran three times for 14 yards
- USF 11/26: Totaled 21 yards and a touchdown on seven carries and caught three passes for 28 yards

MCGOWAN CONTINUED

FRESHMAN (2015)

- Saw time immediately and was second on the team with 85 carries and 284 yards
- Earned one rushing touchdown and had a 3.1 average
- Caught two passes for 13 yards
- Stanford 9/12: Rushed 20 times for 67 yards and had one catch
- Furman 9/19: Had 15 carries for 44 yards
- Tulane 10/3: Rushed nine times and had an 18-yard reception
- Tulsa 11/7: Attempted 11 rushes and posted 38 yards with a touchdown
- East Carolina 11/19: Capped the day with 50 rushing yards on 10 attempts
- USF 11/26: Rushed 13 times for 42 yards

HIGH SCHOOL

- Enrolled at UCF in the spring of 2015
- Coached by Dameon Jones at Hallandale High School
- A three-star product ranked as the No. 81 running back in the nation by 247Sports
- Also listed with three stars by Rivals and ESPN
- Hallandale reached the 2014 FHSAA Class 6A regional semifinals
- Amassed 768 rushing yards for a 9.7 average with 14 touchdowns in 2014
- Had a big day vs. Stranahan, rushing for 123 yards on just six carries with two touchdowns
- As a junior, posted 683 rushing yards with 10 touchdowns
- Drew offers from Cincinnati, Illinois, Bowling Green, Temple, Utah, Utah State, Marshall and others

PERSONAL

- Born in Hollywood, Fla.
- Son of Tyrone and Misty McGowan

CAREER STATS

Rushing

Year	G/GS	ATT	YDS	AVG	TD	LG	AVG/G
2015	8/3	85	262	3.1	1	15	32.8
2016	13/0	35	156	4.5	2	47	12.0
Totals	21/3	120	418	3.5	3	47	19.9

Receiving

Year	G/GS	REC	YDS	AVG	TD	LG	AVG/G
2015	8/3	2	13	6.5	0	18	1.6
2016	13/0	6	48	8.0	0	21	3.7
Totals	21/3	8	61	7.6	0	21	2.9



MARK MESSEGUER
R-JUNIOR LINEBACKER
 5-8 • 236
 #52
 WINTER SPRINGS, FLA.
 WINTER SPRINGS

SOPHOMORE (2016)

- Did not see action

REDSHIRT FRESHMAN (2015)

- Worked with the scout team

FRESHMAN (2014)

- Missed the year with an injury

HIGH SCHOOL

- Played for Winter Springs High School and his senior year under coach Rodney Brewington
- Worked as a center and defensive tackle during his high school career
- Selected to the 2013 Seminole Athletic Conference First Team
- Earned the Freshman Lineman MVP award

PERSONAL

- Born in Altamonte Springs, Fla.
- Parents are Mark and Rosalynd Messeguer
- A criminal justice major



MARK MILLER
R-JUNIOR OFFENSIVE LINE
 6-2 • 262
 #60
 SARASOTA, FLA.
 RIVERVIEW

REDSHIRT SOPHOMORE (2016)

- Did not see action

SOPHOMORE (2015)

- Spent the year with the scout team

PRIOR TO UCF

- Coached by Kirk Kelley at Lyon College

HIGH SCHOOL

- Played at Riverview High School for coach Todd Johnson
- Was a center, guard and defensive tackle
- Helped team to the 2013 playoffs which was its first appearance in five years

PERSONAL

- Born in Nashville, Tenn.
- Parents are Michael and Jill Miller
- Majoring in chemistry



WYATT MILLER
R-JUNIOR OFFENSIVE LINE
 6-4 • 298
 #78
 DOUGLAS, GA.
 COFFEE

SOPHOMORE (2016)

- Played in and started all 13 games at right tackle

REDSHIRT FRESHMAN (2015)

- Received eight starts at right tackle, and played in 10 games overall

FRESHMAN (2014)

- Named to the American Athletic Conference All-Academic Team
- Selected as the Offensive Scout Team Player of the Week for the Tulane game

HIGH SCHOOL

- Coached by Robby Pruitt at Coffee High School, playing tight end and tackle
- Ranked as the No. 53 offensive tackle by 247Sports and at No. 92 by ESPN
- Both outlets also listed him with three stars
- Selected to the 2013 All-Region 1-AAAAAA First Team
- Received a spot in the 2014 Offense-Defense All-American Bowl in Orlando
- Posted one catch for 17 yards as a junior, with Coffee reaching the first round of the playoffs in 2011 and 2012
- Lettered four years on the baseball field, three years on the gridiron and once on the basketball hardwood
- Hit .330 as a first baseman in 2013
- Member of the student council and was in the top 5% of his class
- Earned offers from Marshall and Middle Tennessee, as well as interest from Georgia Tech, Mississippi State, Missouri and Vanderbilt

PERSONAL

- Born in Douglas, Ga.
- Parents are Randy Miller and Janie Hester



MCKENZIE MILTON
 SOPHOMORE
 QUARTERBACK
 5-11 • 177

#10

KAPOLEI, HAWAII
 MILILANI

FRESHMAN (2016)

- Played in and started 10 games at quarterback
- Completed 194 of 336 pass attempts for 1,983 yards and 10 touchdowns
- His 194 completions set a new UCF freshman record
- The 1,983 yards passing and 10 touchdowns were both the fourth most ever in a season by a UCF freshman
- Averaged 198.3 yards passing per game and recorded a completion percentage of 57.7
- Completion percentage of 57.7 was also the fourth best ever by a UCF freshman and the second best by a true freshman
- Finished the season with a quarterback efficiency of 112.97
- Ran for 158 yards and two touchdowns
- Maryland 9/17: Became first true freshman to start at quarterback for UCF since 2010, going 21-for-36 with 260 yards, two passing touchdowns and one rushing touchdown
- FIU 9/24: Went 8-for-14 with 173 yards and one touchdown through the air
- Temple 10/15: Threw for 210 yards and two touchdowns, completing 13-of-22 passes, and ran for a 63-yard touchdown
- UConn 10/22: Completed 64.4 percent of his passes (29-of-45) while throwing for 317 yards and three touchdowns
- Cincinnati 11/12: Completed 13 straight passes, the second most ever by a UCF quarterback, finishing with 150 yards through the air and a touchdown
- Tulsa 11/19: Went 25-for-51 with 233 passing yards and ran for 37 yards
- Arkansas State at Cure Bowl 12/17: Totaled 175 passing yards, completing 22-of-39 attempts

HIGH SCHOOL

- First football student-athlete from Hawaii to play for UCF
- Coached by Rod York at Mililani High School
- A three-star product according to Rivals and 247Sports
- Listed as the No. 6 overall player in the state by Rivals, and No. 8 by 247Sports
- Placed in the top 70 in the country among dual-threat quarterbacks by ESPN
- Amassed 7,303 passing yards, 81 passing touchdowns and a 65.5 completion percentage in 34 games
- Also rushed for 1,810 yards and 18 touchdowns at Mililani for a total of 99 overall touchdowns
- Threw for approximately 2,000 yards and 26 touchdowns while rushing for 355 yards and two touchdowns in seven games before suffering an injury, and was still named to the all-state second team
- Returned for the 2015 playoffs and threw for 263 yards and three touchdowns in a quarterfinal victory
- Finished 2015 with 2,344 passing yards and 30 touchdowns
- 2014 recipient of the Cover2: Hawaii High School Football Weekly Tommy Kaulukukui Award as Hawaii's Offensive Player of the Year
- Helped Mililani reach the state title game as a sophomore, then won the 2014 state title with a 14-0 record

CAREER STATS

Passing

Year	G/GS	COMP	ATT	INT	PCT	YDS	TD	LG
2016	10/10	194	336	7	58.0	1,983	10	71
Totals	10/10	194	336	7	58.0	1,983	10	71

Rushing

Year	G/GS	ATT	YDS	AVG	TD	LG	AVG/G
2016	10/10	100	158	1.6	3	63	15.8
Totals	10/10	100	158	1.6	3	63	15.8



ERIC MITCHELL
 R-FRESHMAN
 LINEBACKER
 6-1 • 231

#55

MIAMI, FLA.
 MIAMI CENTRAL

FRESHMAN (2016)

- Spent the season working with the scout team

HIGH SCHOOL

- Coached by Roland Smith at Miami Central High School
- Had three stars from Rivals, 247Sports and ESPN
- Ranked as the No. 56 defensive end in the country according to ESPN
- Selected as an Associated Press Florida Class 6A All-State Second Team
- On the 2015 Miami Herald All-Dade Class 8A-6A First Team
- Miami Central claimed the FHSAA Class 6A state title each year from 2012-15, highlighted by him having a sack in the 2015 title game
- Picked up offers from Colorado, Florida, Florida Atlantic, FIU, Georgia Southern, Louisville, Marshall, Rutgers, South Florida, Syracuse, Temple and Toledo



BRANDON MOORE
 R-FRESHMAN
 DEFENSIVE BACK
 6-0 • 177

#20

SANFORD, FLA.
 SEMINOLE

FRESHMAN (2016)

- Sat out the season as a redshirt

HIGH SCHOOL

- Coached by Kerry Wiggins at Seminole High School
- Received three stars from ESPN
- One of the first UCF commits after Scott Frost was announced as head coach
- Listed at No. 23 in the Orlando Sentinel's 2016 Central Florida Super60
- Posted an interception in the 2015 Central Florida All Star Game
- Selected to play in the 2015 Nike Opening Regional Camp in Kissimmee
- Primarily played cornerback as well as receiver
- Collected a pair of interceptions and two blocked kicks as a junior
- Also competed in basketball in school
- Offered by Akron, Bowling Green, Kent State, Louisville, NC State, South Florida, Syracuse, Tulane and Western Michigan



TRE NEAL
 R-JUNIOR
 DEFENSIVE BACK
 6-1 • 208

#23

ATLANTA, GA.
 BUFORD

SOPHOMORE (2016)

- Played in all 13 games as a defensive back
- Recorded 21 tackles, one forced fumble and one blocked kick
- South Carolina State 9/3: Had three tackles
- FIU 9/24: Totaled three tackles
- Houston 10/29: Notched two solo tackles and three total tackles
- Tulane 11/5: Recorded three tackles
- Cincinnati 11/12: Forced a fumble and blocked a kick

REDSHIRT FRESHMAN (2015)

- Started five games at strong safety and played in 12 contests overall
- Racked up 55 tackles in 2015 with three break-ups
- FIU 9/3: Earned five tackles in his first game as a Knight
- Stanford 9/12: Had a break-up with seven tackles
- Houston 10/24: Notched five tackles
- Cincinnati 10/31: Amassed 13 tackles in the game with the Bearcats
- Tulsa 11/7: Had a fumble recovery and four tackles
- East Carolina 11/19: Delivered 11 tackles with a break-up

NEAL CONTINUED

- USF 11/26: Ended the year with five tackles

FRESHMAN (2014)

- Honored on to the American Athletic Conference All-Academic Team
- Worked with the scout team throughout the year

HIGH SCHOOL

- Coached by Jess Simpson at Buford High School, where he played safety, cornerback and receiver
- Received three stars from ESPN and 247Sports
- 247Sports also ranks him as the No. 76 safety in the country
- Buford won the GHSA AAA state championship in both 2012 and 2013
- A 2013 honorable mention all-state choice at defensive back
- Grabbed a spot on the Gwinnett Daily Post 2013 All-County Second Team
- Completed senior year with 54 tackles, four tackles for loss, one forced fumble, three break-ups and two interceptions, while also having 31 receptions for 413 yards and two touchdowns
- For his career, had 97 tackles, seven tackles for loss, two forced fumbles, eight break-ups and four picks, and on offense notched 66 receptions with 824 yards and five touchdowns
- Named to the 2012 7-AAA All-Region First Team as a wide receiver
- Member of the Fellowship of Christian Athletes
- Also competed in basketball, baseball and track and field
- Offered by Cincinnati, East Carolina, Kansas State, Miami (Fla.), Middle Tennessee USF, Southern Miss, Vanderbilt and West Virginia, and had interest from Clemson, Duke, Georgia Tech, Indiana, Mississippi, North Carolina, NC State, Stanford, Virginia and Wisconsin

PERSONAL

- Born in Lawrenceville, Ga.
- Parents are Tino and Tracy Neal

CAREER STATS

Defense

Year	G/GS	SOLO	AST	TOTAL SACK	TFL	FF	FR
2015	12/5	30	25	55	0.0	0.5	0
2016	13/0	11	10	21	0.0	0.0	1
Totals	25/5	41	35	76	0.0	0.5	1



JOSH ODIGIE
SENIOR DEFENSIVE LINE
6-3 • 250
#90
COSTA MESA, CALIF.
LOS OSOS

JUNIOR (2016)

- Played in two games, making two total tackles on the defensive line

PRIOR TO UCF

- Coached by Kevin Emerson at Orange Coast College (Calif.)
- Carries three stars by 247Sports
- Listed as the No. 10 strong-side defensive end among junior colleges by 247Sports rankings
- Totaled 51 tackles with four sacks, a forced fumble and a fumble recovery in 2015
- Also had 12 tackles for loss including three in back-to-back games as a sophomore
- Named to the 2015 All-Southern League Second Team
- Offered by Colorado State, Oregon State, San Diego State and UTSA out of junior college
- Joined Orange Coast in 2013

HIGH SCHOOL

- Played high school ball at Los Osos High School in California



LUKE PALMER
R-JUNIOR OFFENSIVE LINE
6-3 • 330
#70
WAUCHULA, FLA.
HARDEE

SOPHOMORE (2016)

- Played in all 13 games on the offensive line

REDSHIRT FRESHMAN (2015)

- Played in all 12 games, starting four contests including at left guard, right guard and right tackle

FRESHMAN (2014)

- Worked with the scout team during the year

HIGH SCHOOL

- Coached by Buddy Martin at Hardee High School
- Named the No. 95 offensive tackle and with three stars by ESPN
- Received a spot in the 2014 Offense-Defense All-American Bowl in Orlando
- Selected to play in the 2014 Florida Athletic Coaches Association North-South All-Star Football Classic
- Helped Hardee reach the 2013 FHSAA 5A regional finals
- Posted 74 pancake blocks/knockdowns as a senior
- Named to the 2013 5A All-State First Team
- Selected to the 2013 FloridaHSFootball.com All-Southwest Florida Regional First Team
- Attended UCF's lineman camp in 2013
- A three-year starter for the baseball team, and also participated for two seasons in basketball
- Member of the National Honor Society and spent three years on the leadership committee for the Fellowship of Christian Athletes
- Offered by Clemson, Marshall, Florida Atlantic, FIU, Buffalo, Ball State, Youngstown State and Air Force, and had interest from Florida State, Missouri, Miami, USF and Wake Forest

PERSONAL

- Born in Tampa, Fla.
- Parents are West and Laina Palmer



TRISTAN PAYTON
JUNIOR WIDE RECEIVER
6-0 • 196
#6
JACKSONVILLE, FLA.
FIRST COAST

SOPHOMORE (2016)

- Played in 10 games, starting two at wide receiver
- Caught 12 passes for 132 yards receiving with one touchdown
- Went 2-for-4 passing with 96 yards and a touchdown
- Returned 10 kicks for 179 total yards with a long of 47 yards
- Had six plays of 20 or more yards; three kick returns, two passes, one reception
- South Carolina State 9/3: Had three catches for 34 yards and a touchdown, a kick return for 47 yards and went 1-for-1 passing with a 24-yard completion
- Michigan 9/10: Returned three kicks for 49 yards, including a long of 20 yards
- Tulsa 11/19: Caught four passes for 57 yards, including a 22-yard reception
- USF 11/26: Completed a 72-yard touchdown pass to Tre'Quan Smith

FRESHMAN (2015)

- Earned a spot on the Phil Steele All-AAC First Team as a kick returner
- Finished second on the team in receptions with 21 and yards with 264, and also had a touchdown
- Returned 30 kicks for 726 yards and a 24.2 average
- Stanford 9/12: Recorded first career receptions with two for 28 yards
- Furman 9/19: Had a 13-yard catch with three rushes for eight yards
- South Carolina 9/26: Posted five catches for 42 yards
- Houston 10/24: Hauled in two passes for 63 yards highlighted by a touchdown
- Cincinnati 10/31: Finished with five catches for 34 yards
- East Carolina 11/19: Racked up 152 kickoff return yards on six attempts

PAYTON CONTINUED

HIGH SCHOOL

- Coached by Marty Lee at First Coast High School
- Received four stars by ESPN, which also ranked him as the 11th best receiver in the country, the 18th best player in Florida and No. 95 in the ESPN 300
- A four-star recruit by Rivals, which had him at No. 14 in the nation at wide receiver and No. 22 in the state
- Had three stars from 247Sports, and was No. 48 at his position and No. 55 in Florida - Named the MVP in the 2015 Semper Fidelis All-American Bowl, hauling in a pair of touchdowns in Los Angeles (finished with three catches for 101 yards)
- In 2014, delivered 47 catches for 843 yards and eight touchdowns
- Totaled 50 receptions for 857 yards and seven touchdowns as a junior
- Also posted four rushing touchdowns in his final two years at First Coast
- Helped his school reach the 2013 and 2014 FHSAA 8A regional finals
- A first-team all-state selection and an all-conference performer as a senior
- A Class 8A Florida All-State Honorable Mention selection in 2013
- Member of the Leadership Class while in high school
- Picked up offers from Auburn, Florida, Kentucky, Louisville, Maryland, Miami (Fla.), Ohio State, Troy, USC, Wake Forest and Western Michigan

PERSONAL

- Born in Jacksonville, Fla.
- Parents are James and Coretta Payton

CAREER STATS

Receiving

Year	G/GS	REC	YDS	AVG	TD	LG	AVG/G
2015	10/6	21	264	12.6	1	46	26.4
2016	10/2	12	132	11.0	1	22	13.2
Totals	20/8	33	396	12.0	2	46	19.8

Kick Returns

Year	G/GS	NO	YDS	AVG/R	TD	LG	AVG/G
2015	10/6	30	726	24.2	0	35	72.6
2016	10/2	10	179	17.9	0	47	17.9
Totals	20/8	40	905	22.6	0	47	45.3



CALEB PEREZ

R-JUNIOR
SNAPPER
6-1 • 232

#47

PALM BEACH GARDENS, FLA.
PALM BEACH GARDENS

SOPHOMORE (2016)

- Served as the backup snapper

REDSHIRT FRESHMAN (2015)

- Spent the year as a backup snapper

FRESHMAN (2014)

- Missed the year with an injury

HIGH SCHOOL

- Coached by Rob Freeman at Palm Beach Gardens
- A two-star recruit according to Rivals
- Finished senior season with 35 catches for 912 yards and eight touchdowns
- Had 52 tackles, 10 sacks, six tackles for a loss, three forced fumbles and an interception on defense
- First Team all-conference as a tight end and nominated as all-conference FHSAA 8A defensive player of the year
- Selected as one of the Palm Beach Post Big Board top 50 recruits in South Florida and ESPN's top 63 recruits in South Florida
- Earned a spot on the Palm Beach County-Treasure Coast All-Star Team
- Received the coaches MVP award in 2014, and was a three-year letterman as well as a team captain
- Palm Beach Gardens went to the 8A state semifinals in 2014 and was the district champions in 2013
- Team captain and three-year letterman on the baseball team, received coaches MVP Award 2014

PERSONAL

- Born in Wellington, Fla.
- Parents are Sylvia Meade, Rudy Perez and stepfather Brian Meade



JAMIYUS PITTMAN

SENIOR
DEFENSIVE LINE
6-0 • 311

#5

MOULTRIE, GA.
COLQUITT COUNTY

JUNIOR (2016)

- Earned All-American Athletic Conference Second Team honors
- Played in 12 games starting eight at noseguard
- Totaled 28 tackles, 4.5 tackles for loss, two sacks, one pass break-up and two fumble recoveries
- South Carolina State 9/3: Had one tackle and recovered a fumble
- Maryland 9/17: Recorded first sack of the season
- East Carolina 10/1: Had one tackle and one pass break-up
- Temple 10/15: Finished with eight total tackles, including four solo, 2.5 tackles for loss, one sack, and a fumble recovery
- Tulsa 11/19: Had six tackles
- USF 11/26: Recorded three solo tackles
- Arkansas State at Cure Bowl 12/17: Finished with four tackles, including one for a loss

SOPHOMORE (2015)

- Earned 11 starts and played in all 12 games at defensive tackle
- Amassed 45 tackles with seven tackles for loss, 4.5 sacks, two break-ups and a blocked kick
- FIU 9/3: Blocked a kick, had a hurry, half a tackle for loss and four tackles
- Furman 9/19: Broke up a pass and had four tackles
- South Carolina 9/26: Delivered five tackles with half a tackle for loss
- Tulane 10/3: Notched a sack for 11 yards
- UConn 10/10: Busted out for 2.5 sacks with a break-up
- Houston 10/24: Finished with five takedowns
- Cincinnati 10/31: Had eight tackles with half a tackle for loss
- East Carolina 11/19: Posted a 12-yard sack and four tackles
- USF 11/26: Collected three tackles with one for a loss

FRESHMAN (2014)

- Played in all 13 games, making two starts
- Put up 19 tackles, 4.5 tackles, 2.0 sacks and a forced fumble
- Houston 10/2: Recorded his first sack as a Knight
- BYU 10/9: Recorded two tackles
- Tulane 10/18: Added one sack for a loss of seven yards
- SMU 11/22: Posted three total tackles and one pass break-up
- NC State at St. Pete Bowl 12/26: Delivered three tackles

HIGH SCHOOL

- Coached by Rush Propst at Colquitt County High School
- A three-star recruit by ESPN, Rivals and 247Sports
- Ranked as the No. 34 defensive tackle in the country by Rivals, No. 41 by ESPN and No. 54 by 247Sports
- A 2013 All-Region 1-AAAAAA Honorable Mention defensive lineman
- Colquitt County reached at least the GHSA state semifinals each year from 2010-13
- Atlanta Journal-Constitution named him one of the best 10 high school defensive linemen in Georgia in 2013
- Competed in Georgia's Rising Seniors Junior Bowl in 2013
- Played in eight games in 2013, collecting four sacks and approximately 50 tackles
- Selected as a 2011 and 2012 All-Region 1-AAAAAA First Team honoree
- Led the team in 2012 with 10 sacks, and also had 76 tackles overall
- Member of the Fellowship of Christian Athletes
- Also was a power forward on the basketball team

PERSONAL

- Born in Moultrie, Ga.
- Parents are Nathan Pittman and Zannita Jenkins

CAREER STATS

Defense

Year	G/GS	SOLO	AST	TOTAL SACK	TFL	FF	FR
2014	13/2	11	8	19	2.0	4.5	1
2015	12/11	19	26	45	4.5	7.0	0
2016	12/8	14	14	28	2.0	4.5	0
Totals	37/21	44	48	92	8.5	16.0	1



TRISTAN REAVES
R-JUNIOR
WIDE RECEIVER
 6-3 • 216

85

**ST. CLOUD, FLA.
 HARMONY**

SOPHOMORE (2016)

- Appeared in four games
- Made three total tackles on special teams

REDSHIRT FRESHMAN (2015)

- Selected as an Offensive Scout Team Player of the Week for the South Carolina game

FRESHMAN (2014)


- Named to the American Athletic Conference All-Academic Team
- Worked with the scout team

HIGH SCHOOL

- Coached by Jerrad Butler at Harmony High School
- Suited up as both a wide receiver and a defensive back
- Selected as the Schuman's National Underclassmen Combine Tight End of the Year
- Played in the NUC All-South Classic in January 2014

PERSONAL

- Born in Atlanta, Ga.
- Son of Jennie Lewis



ANTHONY ROBERSON
R-FRESHMAN
TIGHT END
 6-5 • 229

89

**RICHMOND, VA.
 BENEDICTINE**

FRESHMAN (2016)

- Worked with the scout team

HIGH SCHOOL

- Played at Benedictine College Prep
- Received three stars from 247 Sports
- Was a two-time state champion
- Also played basketball



TRE'QUAN SMITH
R-JUNIOR
WIDE RECEIVER
 6-1 • 205

4

**DELRAY BEACH, FLA.
 VILLAGE ACADEMY**

SOPHOMORE (2016)

- Played in and started all 13 games at wide receiver
- Led the team with 57 catches, 853 receiving yards and five receiving touchdowns
- Averaged 65.6 receiving yards per game
- Went over the 100-yard mark four times on the season
- Second on the team with 12 plays of 20 or more yards
- South Carolina State 9/3: Hauled in four passes for 65 yards and a 37-yard touchdown
- Maryland 9/17: Had eight catches for 114 yards and a 31-yard touchdown
- Temple 10/15: Caught three passes for 103 yards and a 55-yard touchdown
- Houston 10/29: Brought in a season high 13 receptions to go with 137 yards
- Tulsa 11/19: Had five receptions for 71 yards
- USF 11/26: Totaled seven catches and 183 receiving yards, including a 72-yarder from Tristan Payton, and added two touchdowns

REDSHIRT FRESHMAN (2015)

- League's coaches voted him as the All-American Athletic Conference Rookie of the Year
- Claimed a spot on the Phil Steele All-AAC Third Team
- Became the first freshman in UCF history to lead his team in

SMITH CONTINUED

receptions and receiving yards

- Boasted 52 receptions for 724 yards and four touchdowns, averaging 13.9 yards per catch
- Set UCF freshman records for receptions and receiving yards in a season
- The previous freshman records were 41 catches and 584 yards
- Had three 100-yard receiving games
- FIU 9/3: Made a big impact in his first game, posted nine catches for 104 yards
- Stanford 9/12: Brought in two catches for 41 yards and a touchdown
- South Carolina 9/26: Caught a touchdown pass and had five catches for 82 yards
- Had two catches against UConn and Temple
- Houston 10/24: Posted seven receptions for 89 yards
- Cincinnati 10/31: Had five catches for 59 yards
- Tulsa 11/7: Totaled a season high 131 yards on seven catches with a touchdown
- East Carolina 11/19: Hauled in a touchdown pass and had four catches for 50 yards
- USF 11/26: Closed the year with 102 receiving yards on seven catches

FRESHMAN (2014)

- Earned a spot on the American Athletic Conference All-Academic Team
- Received the team's Kodak Award, which is given to UCF's Scout Team Player of the Year
- Named an Offensive Scout Team Player of the Week for the Bethune-Cookman contest

HIGH SCHOOL

- Coached by Donald Hanna at Village Academy High School
- A three-star recruit according to ESPN, Rivals and 247Sports
- Saw time at wide receiver and defensive back in high school
- Earned a spot on the Palm Beach Post All-Area First Team (small schools) in 2012 and 2013
- Village Academy reached the 2012 and 2013 FHSAA 2A regional semifinals
- Posted 30 catches for 674 yards, had 429 rushing yards with 14 overall touchdowns and intercepted three passes in 2013
- Collected 41 receptions for 1,086 yards and 12 touchdowns as a junior when he was on the all-state second team, while posting seven interceptions with two being returned for touchdowns
- Listed as the No. 4 prospect in Palm Beach County by the Sun Sentinel
- Named the 2012 Class 2A Underclassman MVP of the Year by FloridaHSFootball.com
- Was a second-team all-area (small schools) pick as a junior forward for the basketball team, averaging 15 points and 14 rebounds per game
- An honorable-mention all-area choice in the 400M in track and field, claiming the district championship, and also was a state semifinalist by clocking a time of 51.70 seconds
- Began playing football as a junior, picking up two letters, and earned three letters in basketball and two in track and field
- Member of the honor roll his final two years
- Received offers from BYU, Nebraska, USF, UCLA and Virginia Tech, and interest from Arkansas, Florida Atlantic, Miami (Fla.), Minnesota, South Carolina and West Virginia

PERSONAL

- Born in Delray Beach, Fla.
- Son of Falonda Edwards

CAREER STATS

Receiving

Year	G/GS	REC	YDS	AVG	TD	LG	AVG/G
2015	12/10	52	724	13.9	4	44	60.3
2016	13/13	57	853	15.0	5	72	65.6
Totals	25/23	109	1,577	14.5	9	72	63.1



DREDRICK SNELSON
 SOPHOMORE
 WIDE RECEIVER
 6-0 • 201

#5

MIAMI, FLA.
 FLANAGAN

FRESHMAN (2016)

- Played in 11 games at wide receiver
- Totaled 17 receptions for 136 yards and caught two touchdowns
- Had three plays of 20 yards or more, including a 32-yard reception
- South Carolina State 9/3: Had two catches for 31 yards
- UConn 10/22: Recorded season highs of five receptions and 63 yards, which included a 22-yard touchdown catch
- Cincinnati 11/12: Totaled three catches for seven yards and a touchdown

HIGH SCHOOL

- Coached by Devin Bush Sr. at Flanagan High School
- Received four stars from Rivals and ESPN, and three stars from 247Sports
- An Under Armour All-American for the 2015 season
- Earned a No. 20 ranking among all wide receivers in the country, No. 30 among all players in Florida by ESPN
- Listed as the No. 165 overall player in the country in the ESPN 300
- Ranked as the No. 21 top recruit in the state of Florida by Rivals and No. 222 nationally
- Helped guide Flanagan to the 2015 FHSAA Class 8A state title with a 26-7 win over Osceola
- Played for American Heritage as a junior when he collected 35 catches for 729 yards and three touchdowns
- Named a 2014 All-Broward County First Team honoree
- Offered by Alabama, Auburn, Cincinnati, Clemson, Colorado, Florida, Florida State, Louisville, Maryland, Miami (Fla.), Minnesota, Mississippi, Mississippi State, Nebraska, Notre Dame, Penn State, Purdue, USC, Vanderbilt, Virginia Tech, West Virginia and Wisconsin

CAREER STATS

Receiving

Year	G/GS	REC	YDS	AVG	TD	LG	AVG/G
2016	11/0	17	136	8.0	2	32	12.4
Totals	11/0	17	136	8.0	2	32	12.4



CHARLES SPRENKEL
 R-SENIOR
 OFFENSIVE LINE
 6-4 • 316

#68

DELRAY BEACH, FLA.
 ATLANTIC

JUNIOR (2016)

- Played in three games on the offensive line

SOPHOMORE (2015)

- Named the Offensive Scout Team Player of the Week for the Furman contest

REDSHIRT FRESHMAN (2014)

- Grabbed a spot on the American Athletic Conference All-Academic Team
- Dressed for the Tulsa game
- Worked with the scout team

FRESHMAN (2013)

- Selected as an Offensive Scout Team Player of the Week for the UConn game

HIGH SCHOOL

- Played for coach Chris Bean at Atlantic
- On the National roster for the Palm Beach High School Football All-Star Game in January 2013

PERSONAL

- Parents are William and Kathleen Sprengel



CAM STEWART
 JUNIOR
 WIDE RECEIVER
 6-3 • 196

#11

SNELLVILLE, GA.
 SHILOH

SOPHOMORE (2016)

- Played in all 13 games, starting 11 at wide receiver
- Caught 18 passes for a total of 172 yards
- South Carolina State 9/3: Caught one 14-yard pass in the opener
- UConn 10/22: Hauled in two passes for 15 yards
- Cincinnati 11/12: Recorded a career high four receptions for 29 yards
- Tulsa 11/19: Talled another career best with 35 receiving yards on two catches
- USF 11/26: Brought in three catches for 23 yards
- Arkansas State at Cure Bowl 12/17: Caught two passes for 16 yards

FRESHMAN (2015)

- Did not play in the first four games, but eventually started two of eight games played
- Caught 11 passes for 90 yards on the year
- Tulane 10/3: Notched three catches for 16 yards in his debut
- UConn 10/10: Pulled in three receptions for 28 yards
- Tulsa 11/7: Hauled in three passes for 30 yards

HIGH SCHOOL

- Coached by Troy Hobbs at Shiloh High School
- A four-star recruit from ESPN, and had three stars by Rivals and 247Sports
- Ranked No. 40 by ESPN at the wide receiver position, and was No. 39 in the state of Georgia overall
- Left as Shiloh's career record-holder with 2,335 receiving yards and 115 receptions
- Set the Shiloh school record for receiving yards in a single-season, posting 1,051 as a senior on 59 catches with eight touchdowns
- Had a big night against Parkview in 2014, posting 12 catches for a school-record 243 yards and three touchdowns
- Named to the 2014 Gwinnett Daily Post All-County Second Team
- Played in the Gwinnett County All-Star Game where he scored the only two touchdowns for his team
- Earned a spot in the Rising Seniors Junior All-Star Game
- Hauled in 30 receptions for 670 yards and seven touchdowns in 2013, and 26 catches for 614 yards and nine touchdowns as a sophomore
- Also ran track for Shiloh, competing in the 400M and the 4x100 and 4x400 relay
- Picked up offers from Georgia Tech, Indiana, Memphis, Nebraska and Pittsburgh

PERSONAL

- Born in Pensacola, Fla.
- Parents are Randy and Krystal Leonard

CAREER STATS

Receiving

Year	G/GS	REC	YDS	AVG	TD	LG	AVG/G
2015	8	11	90	8.2	0	23	11.3
2016	13	18	172	9.6	0	24	13.2
Totals	21	29	262	9.0	0	24	12.5



BOMAN SWANSON
 R-FRESHMAN
 OFFENSIVE LINE
 6-4 • 294

#74

HOMESTEAD, FLA.
 SOUTH DADE

FRESHMAN (2016)

- Worked with the scout team

HIGH SCHOOL

- Coached by Nate Hudson at South Dade High School
- Earned three stars by 247Sports and ESPN
- Versatile lineman who could play any of the three positions
- Has been listed in the top 100 among all high school offensive tackles by ESPN
- Invited to participate in the 2015 Dade County North vs. South All-Star Game as well as the Dade County vs. Broward County All-Star

B. SWANSON CONTINUED

Game

- Selected to the 2015 Associated Press Florida Class 8A All-State Third Team
- On the 2015 Miami Herald All-Dade Class 8A-6A First Team
- Picked up FBS orders from Charlotte, FAU and Western Kentucky



WYATT SWANSON
R-FRESHMAN
LINEBACKER
6-1 • 217

#50

HOMESTEAD, FLA.
SOUTH DADE

FRESHMAN (2016)

- Spent time with the scout team

HIGH SCHOOL

- Played at South Dade High School
- Rated as one of the top linebackers in Miami-Dade and the 49th best player overall by the Miami Herald heading into senior season



ROD SYLVESTRE
JUNIOR
DEFENSIVE BACK
6-0 • 195

#38

MARGATE, FLA.
CALVARY CHRISTIAN / DEAN

SOPHOMORE (2016)

- Worked with the scout team

FRESHMAN AT DEAN COLLEGE (2015)

- Played in two games at defensive back, totaling three tackles

PERSONAL

- Son of Edna and Herold Sylvestre



MICHAEL WILLETT
R-SENIOR
RUNNING BACK
5-9 • 200

#37

ORLANDO, FLA.
BOONE

JUNIOR (2016)

- Played in two games at running back
- Rushed five times for 13 yards

SOPHOMORE (2015)

- Competed in nine games, rushing 15 times for 53 yards, and hauling in seven receptions for 89 yards
- Had four tackles on special teams
- Selected as the Offensive Scout Team Player of the Week for the FIU contest
- UConn 10/10: Posted his first career rush and caught five passes for 65 yards
- Cincinnati 10/31: Rushed six times for 33 yards
- Tulsa 11/7: Had five carries for 10 yards, and two receptions for 24 yards

REDSHIRT FRESHMAN (2014)

- Honored with a spot on the American Athletic Conference All-Academic Team
- Played in 12 games, collecting five tackles on special teams

FRESHMAN (2013)


- Earned Offensive Scout Team Player of the Week for the FIU and Louisville games

HIGH SCHOOL

- Played for coach Phil Ziglar at Boone High School

PERSONAL

- Parents are Blake and Janna Willett



A.J. WOOTEN
R-JUNIOR
DEFENSIVE LINE
6-4 • 276

#54

ALAPAHA, GA.
BERRIEN

SOPHOMORE (2016)

- Played in 13 games, starting five at noseguard
- Totaled 22 tackles, 1.5 tackles for loss and blocked one kick
- Maryland 9/17: Had five tackles
- Temple 10/15: Notched two tackles and had half a tackle for loss
- Tulane 11/5: Amassed three tackles, including half a tackle for loss, and blocked a kick
- USF 11/26: Had three tackles
- Arkansas State at Cure Bowl 12/17: Totaled three tackles and half a tackle for loss

REDSHIRT FRESHMAN (2015)

- Did not see action, working with the scout team

FRESHMAN (2014)

- Spent the year with the scout team

HIGH SCHOOL

- Coached by Ed Pilcher at Berrien High School
- Ranked with three stars and as the No. 100 defensive end in the nation by ESPN
- Saw time as a defensive end and offensive tackle for Berrien
- Earned a spot in the Georgia North/South All-Star Classic in December 2013
- Posted at least five sacks as a senior, and received the team's Rebel Award
- Came through with 64 tackles and four sacks during his junior campaign
- Also suited up on the basketball team in high school where he was a second-team all-region pick in 2012-13
- Member of the Beta Club and the Future Business Leaders of America
- Recruited by Auburn, Duke, Georgia and Miami (Fla.)

PERSONAL

- First name is Adonijah
- Born in Tifton, Ga.
- Parents are Ned Wooten and Minnie Loyd

CAREER STATS

Defense

Year	G/GS	SOLO	AST	TOTAL	SACK	TFL	FF	FR
2016	13/5	8	14	22	0.0	1.5	0	0
Totals	13/5	8	14	22	0.0	1.5	0	0



MATTHEW WRIGHT
R-JUNIOR
PLACE KICKER
6-0 • 179

#11

LANCASTER, PA.
LAMPETER-STRASBURG

SOPHOMORE (2016)

- Played in all 13 games as placekicker
- Went 17-for-22 on field goals for a 77.3 kicking percentage, the seventh best single season mark in UCF history
- Also went 39-of-41 on extra points to lead the team with 90 points on the season
- Connected on nine field goals of 40 yards or longer
- South Carolina State 9/3: Went 4-for-4 on field goals with a long of 46
- Maryland 9/17: Connected on a 42-yarder
- Temple 10/15: Had a 42-yard field goal
- UConn 10/22: One of just 11 Knights all-time to kick a 50-yard field goal
- Houston 10/29: Was successful in only field goal attempt, a 41-yard try
- Tulsa 11/19: Went 2-for-2 on field goals with a long of 48
- Arkansas State 12/17: Made both field goal attempts and connected on a long of 45 yards

WRIGHT CONTINUED

REDSHIRT FRESHMAN (2015)

- Completed his first year kicking at the collegiate level by going 13-for-17 with a 76.5 percentage
- Was 5-for-7 from at least 40 yards out
- Scored 56 points on the year including going 17-for-17 in extra points
- Had a stretch where he made eight straight field goals
- Furman 9/19: Went 2-for-2 in field-goal attempts
- Tulane 10/3: Connected on a 34-yarder
- UConn 10/10: Was 2-for-2 with a long of 45
- Temple 10/17: Made all three field goals with a long of 48
- Houston 10/24: Converted another 48-yard field goal
- Tulsa 11/7: Perfect 3-for-3 with a long of 43
- USF 11/26: Made only field-goal attempt

FRESHMAN (2014)

- Honored on to the American Athletic Conference All-Academic Team
- Dressed for the Tulsa game, and spent the year learning behind three senior kickers

HIGH SCHOOL

- Played for coach John Manion at Lampeter-Strasburg High School in Pennsylvania
- Ranked with three stars and as the No. 46 best kicker in the nation by ESPN
- Was on the Pennsylvania Football News Class AAA First-Team, and was tabbed a Section Two First-Team All-Star as a placekicker and punter
- Converted 9-of-11 field-goal attempts as a senior, with a long of 42
- Went 15-of-18 in his high-school career
- Missed only four of 126 extra-point attempts in high school
- Also a Lancaster Newspapers Fall All-Star in soccer
- Had walk-on offers from Purdue, Temple and Baylor

CAREER STATS

Kicking

Year	G	FG	FGA	PCT	LNG	XP	PCT
2015	12	13	17	76.5	48	17-17	100.0
2016	13	17	22	77.3	50	39-41	95.1
Totals	25	30	39	76.9	50	56-58	96.6

2017 SIGNEES

#26 OTIS ANDERSON

FR • WR • 5-11 • 165
JACKSONVILLE, FLA./UNIVERSITY CHRISTIAN

HIGH SCHOOL

- Helped lead University Christian to back-to-back Class 2A State Championships in 2015 and 2016
- Rushed for more than 1,200 yards and 17 touchdowns as a senior, while also compiling more than 1,000 yards rushing in his junior campaign
- Named First Team Florida Class 2A All-State in 2016
- Earned 3 stars by 247, ranking #13 as a pass blocker and #199 in the state of Florida
- Earned 3 stars by ESPN, ranking #92 as a running back and #202 in the state of Florida
- Earned 3 stars by Rivals and #58 in the state of Florida

RENNARD BOZEMAN

FR • CB • 5-10 • 173
LAUDERDALE LAKES, FLA./BOYD ANDERSON

HIGH SCHOOL

- Played for head coach Quincy Woods at Boyd Anderson High School
- Named Third-Team Class 6A All-State in 2016
- Helped lead Boyd Anderson High School to a 7-3 mark in 2016 and a 16-5 record over the past two seasons
- Named Honorable Mention South Florida Sun-Sentinel All-County as both a junior and senior
- Earned three stars by 247, ranking No. 178 as a corner back and No. 273 in the state of Florida
- Earned three stars by ESPN, ranking No. 109 as a corner back and No. 211 in the state of Florida
- Earned three stars by Rivals

#76 JULIO CASTILLO

FR • OT • 6-6 • 315
MAYO, FLA./LAFAYETTE

HIGH SCHOOL

- Played for head coach Joey Pearson at Lafayette High School
- Earned Second Team Florida Class 1A All-State honors
- Saw limited action on defense, recording 12 total tackles
- Anchored an offensive line that led to 33 points and 300+ yards per game of offense
- Earned three stars from ESPN, ranking No. 144 as an offensive tackle and No. 227 in Florida

MASON CHOLEWA

FR • DL • 6-7 • 265
MCKEES ROCKS, PA./MONTOUR

HIGH SCHOOL

- Played for head coach Lou Cerro at Montour High School
- Was named to the Pennsylvania Hot 100 by the Pennsylvania Scholastic Football Coaches Association prior to the 2016 season
- Recorded 51 tackles in 10 games for Montour High School during his senior season
- Earned Second Team All-Northwest Nine Conference honors following 2016 season
- Earned three stars from ESPN, ranking No. 96 among defensive tackles and No. 25 in Pennsylvania

#3 ANTWAN COLLIER

FR • DB • 6-3 • 178
MIAMI, FLA./MIAMI SOUTHRIDGE

HIGH SCHOOL

- Played for head coach Billy Rolle at Miami Southridge High School
- Helped lead Miami Southridge to 2016 Florida Class 8A State Championship
- Saw action at both quarterback and cornerback in 2016, rushing for 254 yards and two touchdowns during the playoffs, while compiling 43 tackles and four interceptions throughout the season
- Named Third Team Florida Class 8A All-State as a cornerback in 2016
- Earned three stars from 247, ranking No. 114 among cornerbacks and No. 146 in the state of Florida by 247
- Received three stars from ESPN, ranking 87th in cornerbacks and No. 169 in the state of Florida
- Earned three stars from Rivals

2017 SIGNEES

#16 L.J. **CUMMINGS**

FR • LB • 6-3 • 205
BARTOW, FLA./BARTOW

HIGH SCHOOL

- Played for head coach Jake McCrae at Bartow High School
- Named Third Team Florida Class 7A All-State following his senior season
- Tallied 71 tackles in 2016 from his defensive end spot
- Also earned First Team Polk Preps All-County honors in 2016
- Received three stars from 247, ranking No. 148 as an outside linebacker and No. 312 in Florida

#13 GABRIEL **DAVIS**

FR • WR • 6-3 • 215
SANFORD, FLA./SEMINOLE

HIGH SCHOOL

- Played for head coach Don Stark at Seminole High School
- Named First Team Florida Class 8A All-State
- Tallied 69 receptions for 1347 yards (19.5 avg) with 17 TDs in 2016
- Honored as Orlando Touchdown Club's Offensive Player of the Year
- Received three stars from 247, ranking No. 285 among wide receivers and No. 313 in Florida
- Earned three stars from ESPN, ranking No. 186 as a wide receiver and No. 207 in Florida
- Received three stars from Rivals

#22 KALIA **DAVIS**

FR • LB • 6-2 • 250
PENSACOLA, FLA./WEST FLORIDA TECH

HIGH SCHOOL

- Played for head coach Harry Lees at West Florida Tech
- Named First Team Florida Class 5A All-State by the Associated Press
- Tallied 107 tackles, nine sacks and two interceptions in his senior season
- Earned Honorable Mention All-State honors as a junior in 2015
- Received three stars from ESPN, ranking No. 41 among inside linebackers and No. 208 in Florida

#7 EMMANUEL **GREENE**

FR • WR • 5-10 • 171
FT. LAUDERDALE, FLA./IMG ACADEMY

HIGH SCHOOL

- Played for head coach Kevin Wright at IMG Academy
- Helped lead IMG Academy to an 11-0 record in 2016 and a top-five national ranking in both 2015 and 2016
- Hauled in 24 receptions for 446 yards (18.6 avg) with 5 touchdowns as a senior
- Recorded 13 receptions accounting for 253 yards (19.5 avg) with 3 TDs as a junior
- Earned three stars from 247, ranking No. 73 as a wide receiver and No. 66 in the state of Florida
- Earned four stars from ESPN, ranking No. 46 among wide receivers and No. 53 in the state of Florida
- Awarded three stars from Rivals, ranking No. 66 as a wide receiver and No. 67 in the state of Florida

#73 SAMUEL **JACKSON**

FR • OL • 6-6 • 332
BRADENTON, FLA./LAKEWOOD RANCH

HIGH SCHOOL

- Played for head coach Mick Koczersut at Lake Wood Ranch High School
- Named First Team All-Area by the Bradenton Herald
- Tallied 36 pancake blocks during the course of his senior season
- Graded out at 92 percent from his offensive tackle spot
- Earned three stars from 247, ranking No. 121 as an offensive tackle and No. 182 in Florida
- Received three stars from ESPN, ranking No. 84 among offensive tackles and No. 173 in Florida
- Earned three stars from Rivals

#17 STERLING **JONES**

FR • LB • 6-2 • 225
MONTGOMERY, ALA./ST. JAMES SCHOOL

HIGH SCHOOL

- Played for head coach Jimmy Perry at St. James School
- Helped lead St. James School to a region championship and state playoff berth
- Earned 2016 First Team Alabama Class 4A All-State honors
- Named Montgomery Advertiser All-Metro Player of the Year and All-Metro First Team
- Earned three stars from 247, ranking No. 26 as an inside linebacker and No. 34 in Alabama
- Received three stars from ESPN, ranking No. 30 among inside linebackers and No. 45 in Alabama
- Earned three stars from Rivals, ranking No. 21 as an inside linebacker and No. 22 in Alabama

#99 GABRIEL **LUYANDA**

JR • LB • 6-5 • 230
TAMPA, FLA./KING (GARDEN CITY CC)

PRIOR TO UCF

- Played for head coach Jeff Sims at Garden City Community College
- Helped lead Garden City to a Junior College National Championship
- Recorded 55 tackles, 2.5 sacks and 1 interception in 11 games for Garden City in 2016

HIGH SCHOOL

- Earned Honorable Mention All-Hillsborough County honors as a senior at King High School
- Received three stars from 247, ranking No. 60 among junior college players and No. 146 as an outside linebacker

#8 DARRIEL **MACK JR.**

FR • QB • 6-3 • 215
NORFOLK, VA./NORVIEW

HIGH SCHOOL

- Played for head coach Dealton Colton at Norview High School
- Named All-Tidewater Player of the Year
- Passed for 2,975 yards; Rushed for 1,127; Accounted for 52 total touchdowns
- Total of 4,132 combined yards ranks 10th on Virginia High School League single season chart
- Received three stars from 247, ranking No. 17 as a defensive tackle and No. 25 in Virginia
- Earned three stars from ESPN, ranking No. 33 among defensive tackles and No. 26 in Virginia
- Received three stars from Rivals, ranking No. 25 as a defensive tackle and No. 26 in Virginia

#8 ZAMARI **MAXWELL**

FR • DB • 6-1 • 175
LARGO, FLA./PINELLAS PARK

HIGH SCHOOL

- Played for head coach Kenneth Crawford at Pinellas Park High School
- Tallied 28 tackles, two interceptions and four pass break-ups in eight games as a senior
- Also contributed on offense, rushing for 161 yards (two TDs) while also recording one touchdown catch
- Earned Second Team Florida Class 7A All-State honors as a junior after tallying seven interceptions
- Received three stars from 247, ranking No. 102 among cornerbacks and No. 129 in Florida
- Earned three stars from ESPN, ranking No. 44 as a cornerback and No. 94 in Florida

2017 SIGNEES

#41 T.J. **PITTS**

FR • LB • 6-1 • 250
WILLISTON, FLA./WILLISTON

HIGH SCHOOL

- Played for head coach Justin Wentworth at Williston High School
- Recorded 139 tackles during his senior season
- Also recorded five sacks, 21 tackles for loss and five fumble recoveries in 2016
- Named Second Team Florida Class 1A All-State
- Received two stars from ESPN, ranking No. 62 among inside linebackers and No. 274 in Florida

#34 CORDARRIAN **RICHARDSON**

FR • RB • 6-0 • 240
MEMPHIS, TENN./TREZEVAULT

HIGH SCHOOL

- Played for head coach Teli White at Trezevant High School
- Rushed for nearly 5,000 yards during his high school career
- Named Tennessee's Mr. Football after this past season
- Helped lead team to Tennessee Class 2A State Championship as a junior in 2015
- Earned four stars from 247, ranking No. 10 among running backs and No. 8 in Tennessee
- Received four stars from ESPN, ranking No. 30 as a running back and No. 8 in Tennessee
- Earned four stars from Rivals, ranking No. 18 as a running back and No. 11 in Tennessee

#65 COLE **SCHNEIDER**

FR • OL • 6-4 • 295
FORT MYERS, FLA./RIVERDALE

HIGH SCHOOL

- Played for head coach Tom Roszell at Riverdale High School
- Named First Team Florida Class 7A All-State by the Associated Press
- Registered 47 pancake blocks during his senior season
- Also named First-Team All-Area by the Fort Myers News-Press
- Earned two stars from 247, ranking No. 102 as an offensive guard and No. 315 in Florida
- Received two stars from ESPN, ranking No. 123 as an offensive guard and No. 273 in Florida

#24 BENTAVIOUS **THOMPSON**

FR • RB • 6-1 • 190
MIAMI, FLA./MIAMI SOUTHRIDGE

HIGH SCHOOL

- Played for head coach Billy Rolle at Miami Southridge High School
- Ranked as No. 35 prospect in South Florida by CBS Miami Channel 4
- Rushed for close to 900 yards and eight touchdowns as a senior
- Helped lead Southridge to 2016 Florida Class 8A State Championship
- Earned three stars from 247, ranking No. 32 as a running back and No. 79 in Florida
- Received three stars from ESPN, ranking No. 39 among running backs and No. 82 in Florida
- Earned three stars from Rivals, ranking No. 25 as a running back

#16 NOAH **VEDRAL**

FR • QB • 6-2 • 184
WAHOO, NEB./BISHOP NEUMANN

HIGH SCHOOL

- Played for head coach Tim Turman at Bishop Newman High School
- Named First Team Nebraska Class C-1 All-State as a QB, named All-Omaha Area Captain
- Passed for 2,001 yards, rushed for 739 as a senior in 2016
- Career passing total of 4,561 yards; Career rushing total of 2,250 yards; 77 career TDs
- Earned three stars from 247, ranking No. 42 as a quarterback and No. 5 in Nebraska
- Received three stars from ESPN, ranking No. 44 among quarterbacks and No. 5 in Nebraska

#21 MARLON **WILLIAMS**

FR • WR • 6-0 • 205
MOBILE, ALA./MCGILL-TOOLEN

HIGH SCHOOL

- Named All-Tidewater Player of the Year
- Passed for 2,975 yards; Rushed for 1,127; Accounted for 52 total touchdowns
- Total of 4,132 combined yards ranks 10th on Virginia High School League single season chart
- Earned three stars from 247, ranking No. 87 as a wide receiver and No. 5 in Alabama
- Received four stars from ESPN, grading out as the No. 54 wide receiver and No. 21 in Alabama
- Earned three stars from Rivals, ranking No. 30 in Alabama

#96 STEPHON **ZAYAS**

FR • LB • 6-6 • 210
FT. LAUDERDALE, FLA./DILLARD

HIGH SCHOOL

- Played for head coach Lorenzo Davis at Dillard High School
- Named Honorable Mention All-Broward County 8A-6A by the South Florida Sun-Sentinel
- Ranked as one of the top players in District 15-6A by the Miami Herald
- Highlighted as a top prospect at Dillard High School by CBS Channel 4 Miami
- Earned three stars from 247, ranking No. 96 as a wide defensive end and No. 240 in Florida
- Received three stars from ESPN, ranking No. 124 among defensive ends and No. 261 in Florida
- Received three stars from Rivals

JEREMIAH **ZIO**

FR • DL • 6-8 • 245
ST. PETERSBURG, FLA./FARRAGUT ACADEMY

HIGH SCHOOL

- Played for head coach Ryan Hearn at Admiral Farragut Academy
- Named Second Team Florida Class 1A All-State following the 2016 season
- Was listed at No. 51 on the Tampa Bay Times HomeTeam 100 prior to his senior season
- Converted basketball player, began playing football as a high school sophomore
- Earned three stars from 247, ranking No. 39 as a strong side defensive end and No. 112 in Florida
- Received three stars from ESPN, ranking No. 100 among defensive ends and No. 192 in Florida
- Earned three stars from Rivals



2016 REVIEW

2016 TEAM & INDIVIDUAL STATS



RECORD:	OVERALL	HOME	AWAY	NEUT.
ALL GAMES	6-7	3-3	3-3	0-1
CONFERENCE	4-4	2-2	2-2	0-1
NON-CON.	2-3	1-1	1-1	0-1

DATE	OPPONENT	W/L	SCORE	ATTEN
Sept. 3	S. Carolina St.	W	38-0	36,260
Sept. 10	at Michigan	L	51-14	109,295
Sept. 17	Maryland	L	30-24ot	43,197
Sept. 24	at FIU	W	53-14	18,524
Oct. 1	at ECU*	W	47-29	46,042
Oct. 15	Temple*	L	26-25	38,299
Oct. 22	at UConn*	W	24-16	28,008
Oct. 29	at Houston*	L	31-24	35,846
Nov. 5	Tulane*	W	37-6	31,571
Nov. 12	Cincinnati*	W	24-3	30,346
Nov. 19	Tulsa*	L	35-20	35,141
Nov. 26	at USF*	L	48-31	36,056
Dec. 17	vs. Ark. St.	L	31-13	27,213

TEAM STATISTICS	UCF	OPP
SCORING	374	320
Points Per Game	28.8	24.6
Points Off Turnovers	88	85
FIRST DOWNS	249	255
Rushing	107	124
Passing	113	113
Penalty	29	18
RUSHING YARDAGE	1835	2204
Yards gained rushing	2339	2638
Yards lost rushing	504	434
Rushing Attempts	527	576
Average Per Rush	3.5	3.8
Average Per Game	141.2	169.5
TDs Rushing	25	22
PASSING YARDAGE	2726	2610
Comp-Att-Int	244-448-9	223-432-15
Average Per Pass	6.1	6.0
Average Per Game	11.2	11.7
Average Per Game	209.7	200.8
TDs Passing	14	16
TOTAL OFFENSE	4561	4814
Total Plays	975	1008
Average Per Play	4.7	4.8
Average Per Game	350.8	370.3
KICK RETURNS: #-Yards	40-838	32-641
PUNT RET: #-Yards	27-203	18-191
INT RETURNS: #-Yards	15-295	9-81
KICK RETURN AVG	21.0	20.0
PUNT RETURN AVG	7.5	10.6
INT RETURN AVG	19.7	9.0
FUMBLES-LOST	26-16	24-11
PENALTIES-Yards	91-729	80-741
Average Per Game	56.1	57.0
PUNTS-Yards	81-3327	90-3540
Average Per Punt	41.1	39.3
Net punt average	38.2	35.5
KICKOFFS-Yards	73-4441	64-3825
Average Per Kick	60.8	59.8
Net kick average	39.4	38.9
TIME OF POSS/Game	27:27	32:33
3RD-DOWN Conv	63/212	64/221
3rd-Down Pct	30%	29%
4TH-DOWN Conv	15/35	14/31
4th-Down Pct	43%	45%
SACKS BY-Yards	38-243	35-253
TOUCHDOWNS	46	40
FIELD GOALS-ATT	17-22	14-23
ON-SIDE KICKS	0-1	0-1
RED-ZONE SCORES	(32-35) 91%	(41-58) 71%
RED-ZONE TDs	(23-35) 66%	(27-58) 47%
PAT-ATTEMPTS	(39-42) 93%	(36-37) 97%
ATTENDANCE	214814	273771
Games/Avg Per Game	6/35802	6/45628
Neutral Site Games	1/27213	

SCORE BY QTRS	1st	2nd	3rd	4th	OT	Total
UCF	71	124	91	81	7	374
Opponents	85	70	86	66	13	320

RUSHING	GP	Att	Gain	Loss	Net	Avg	TD	Long	Avg/G
HAMILTON, Jawon	13	139	538	43	495	3.6	4	32	38.1
WILSON, Dont.	12	120	503	40	463	3.9	8	35	38.6
KILLINS, Adrian	13	50	349	24	325	6.5	4	87	25.0
MILTON, M.	10	100	428	270	158	1.6	3	63	15.8
MCGOWAN, Taj	13	35	168	12	156	4.5	2	47	12.0
HOLMAN, Justin	7	37	181	56	125	3.4	2	35	17.9
PATTI, Nick	12	11	59	12	47	4.3	1	26	3.9
JONES, C.J.	3	6	29	0	29	4.8	1	14	9.7
JORDAN-WILLIAMS	1	6	28	4	24	4.0	0	9	24.0
BRIM, Demeitre	13	1	17	0	17	17.0	0	17	1.3
WILLET, M.	2	5	13	0	13	2.6	0	5	6.5
BARGNARE, J.	10	2	13	0	13	6.5	0	8	1.3
BURKETT, C.	12	2	6	0	6	3.0	0	6	0.5
JONES, Hayden	12	1	5	0	5	5.0	0	5	0.4
SNELSON, D.	11	1	1	0	1	1.0	0	1	0.1
PAYTON, Tristan	10	2	1	2	-1	-0.5	0	1	-0.1
LOUDERMILK, Mac	10	1	0	5	-5	-5.0	0	0	-0.5
TEAM	7	8	0	36	-36	-4.5	0	0	-5.1
Total.....	13	527	2339	504	1835	3.5	25	87	141.2
Opponents.....	13	576	2638	434	2204	3.8	22	62	169.5

PASSING	G	Effic	Comp-Att-Int	Pct	Yds	TD	Lng	Avg/G
MILTON, M.	10	113.0	194-336-7	57.7	1983	10	71	198.3
HOLMAN, Justin	7	102.1	36-83-2	43.4	510	3	50	72.9
PATTI, Nick	12	102.2	12-23-0	52.2	137	0	29	11.4
PAYTON, Tristan	10	334.1	2-4-0	50.0	96	1	72	9.6
DINOVO, Pete	1	0.0	0-1-0	0.0	0	0	0	0.0
WILSON, Dont.	12	0.0	0-1-0	0.0	0	0	0	0.0
Total.....	13	111.9	244-448-9	54.5	2726	14	72	209.7
Opponents.....	13	107.6	223-432-15	51.6	2610	16	75	200.8

RECEIVING	G	No.	Yds	Avg	TD	Long	Avg/G
SMITH, Tre'Quan	13	57	853	15.0	5	72	65.6
OLDHAM, Taylor	13	35	366	10.5	1	40	28.2
AKINS, Jordan	13	23	347	15.1	2	71	26.7
KILLINS, Adrian	13	18	198	11.0	2	60	15.2
STEWART, Cam	13	18	172	9.6	0	24	13.2
SNELSON, D.	11	17	136	8.0	2	32	12.4
HAMILTON, Jawon	13	17	73	4.3	0	14	5.6
PAYTON, Tristan	10	12	132	11.0	1	22	13.2
FRANKS, Jordan	11	11	143	13.0	0	40	13.0
WILSON, Dont.	12	11	78	7.1	1	21	6.5
MCGOWAN, Taj	13	6	48	8.0	0	21	3.7
BARGNARE, J.	10	6	15	2.5	0	5	1.5
JONES, Hayden	12	5	70	14.0	0	50	5.8
BLOOM, Cal	13	2	20	10.0	0	19	1.5
COLUBIALE, M.	12	2	17	8.5	0	12	1.4
WILSON, D'erren	2	1	29	29.0	0	29	14.5
HOLMAN, Justin	7	1	24	24.0	0	24	3.4
FYE, Jamari	2	1	6	6.0	0	6	3.0
MILTON, M.	10	1	-1	-1.0	0	0	-0.1
Total.....	13	244	2726	11.2	14	72	209.7
Opponents.....	13	223	2610	11.7	16	75	200.8

PUNT RETURNS	No.	Yds	Avg	TD	Long
JOHNSON, Chris	26	168	6.5	0	22
NEAL, Tre	1	12	12.0	0	0
MCDONALD, J.	0	23	0.0	1	23
Total.....	27	203	7.5	1	23
Opponents.....	18	191	10.6	1	35

INTERCEPTIONS	No.	Yds	Avg	TD	Long
GRIFFIN, Shll	4	46	11.5	1	33
KILLINGS, D.J.	3	50	16.7	1	28
JOHNSON, Drico	2	111	55.5	1	86
MUTCHERSON, TJ	2	48	24.0	0	26
HAYES, Brendon	1	4	4.0	1	4
LOWRY, Seyvon	1	32	32.0	0	32
GRIFFIN, Shqm	1	0	0.0	0	0
SCOTT, Brandon	1	4	4.0	0	4
Total.....	15	295	19.7	4	86
Opponents.....	9	81	9.0	0	26

KICK RETURNS	No.	Yds	Avg	TD	Long
KILLINS, Adrian	18	451	25.1	1	100
PAYTON, Tristan	10	179	17.9	0	47
JONES, Hayden	6	119	19.8	0	25
Total.....	40	838	21.0	1	100
Opponents.....	32	641	20.0	0	64

FUMBLE RETURNS	No.	Yds	Avg	TD	Long
JOHNSON, Drico	1	5	5.0	0	5
Total.....	1	5	5.0	0	5
Opponents.....	2	121	60.5	1	85



2016 INDIVIDUAL STATS

SCORING	TD	FGs	Kick	----- PATS -----		Pass	DXP	Saf	Points
				Rush	Rcv				
WRIGHT, Matthew	0	17-22	39-41	0-0	0	0-0	0	0	90
WILSON, Dont.	9	0-0	0-0	0-0	0	0-0	0	0	54
KILLINS, Adrian	7	0-0	0-0	0-0	0	0-0	0	0	42
SMITH, Tre'Quan	5	0-0	0-0	0-0	0	0-0	0	0	30
HAMILTON, Jawon	4	0-0	0-0	0-0	0	0-0	0	0	24
MILTON, M.	3	0-0	0-0	0-0	0	0-0	0	0	18
HOLMAN, Justin	2	0-0	0-0	0-0	0	0-0	0	0	12
SNELSON, D.	2	0-0	0-0	0-0	0	0-0	0	0	12
MCGOWAN, Taj	2	0-0	0-0	0-0	0	0-0	0	0	12
AKINS, Jordan	2	0-0	0-0	0-0	0	0-0	0	0	12
JOHNSON, Drico	2	0-0	0-0	0-0	0	0-0	0	0	12
MCDONALD, J.	1	0-0	0-0	0-0	0	0-0	0	0	6
KILLINGS, D.J.	1	0-0	0-0	0-0	0	0-0	0	0	6
PAYTON, Tristan	1	0-0	0-0	0-0	0	0-0	0	0	6
GRIFFIN, Shqll	1	0-0	0-0	0-0	0	0-0	0	0	6
HAYES, Brendon	1	0-0	0-0	0-0	0	0-0	0	0	6
PATTI, Nick	1	0-0	0-1	0-0	0	3-4	0	0	6
OLDHAM, Taylor	1	0-0	0-0	0-0	0	0-0	0	0	6
JONES, C.J.	1	0-0	0-0	0-0	0	0-0	0	0	6
TEAM	0	0-0	0-0	0-0	0	0-0	0	1	2
BLOOM, Cal	0	0-0	0-0	0-0	1	0-0	0	0	2
FRANKS, Jordan	0	0-0	0-0	0-0	1	0-0	0	0	2
COCHRAN, Aaron	0	0-0	0-0	0-0	1	0-0	0	0	2
Total.....	46	17-22	39-42	0-0	3	3-4	0	1	374
Opponents.....	40	14-23	36-37	0-1	1	1-1	0	0	320

TOTAL OFFENSE	G	Plays	Rush	Pass	Total	Avg/G
MILTON, M.	10	436	158	1983	2141	214.1
HOLMAN, Justin	7	120	125	510	635	90.7
HAMILTON, Jawon	13	139	495	0	495	38.1
WILSON, Dont.	12	121	463	0	463	38.6
KILLINS, Adrian	13	50	325	0	325	25.0
PATTI, Nick	12	34	47	137	184	15.3
MCGOWAN, Taj	13	35	156	0	156	12.0
PAYTON, Tristan	10	6	-1	96	95	9.5
JONES, C.J.	3	6	29	0	29	9.7
JORDAN-WILLIAMS	1	6	24	0	24	24.0
BRIM, Demeltre	13	1	17	0	17	1.3
BARGNARE, J.	10	2	13	0	13	1.3
WILLET, M.	2	5	13	0	13	6.5
BURKETT, C.	12	2	6	0	6	0.5
JONES, Hayden	12	1	5	0	5	0.4
SNELSON, D.	11	1	1	0	1	0.1
LOUDERMILK, Mac	10	1	-5	0	-5	-0.5
TEAM	7	8	-36	0	-36	-5.1
Total.....	13	975	1835	2726	4561	350.8
Opponents.....	13	1008	2204	2610	4814	370.3

FIELD GOALS	FGM-FGA	Pct	01-19	20-29	30-39	40-49	50-99	Lg	Blk
WRIGHT, Matthew	17-22	77.3	1-1	2-2	5-6	8-11	1-2	50	1

PUNTING	No.	Yds	Avg	Long	TB	FC	I20	50+	Blkd
HOUSTON, Caleb	74	3117	42.1	70	2	30	24	14	0
LOUDERMILK, Mac	6	210	35.0	47	0	0	1	0	0
TEAM	1	0	0.0	0	0	0	0	0	1
Total.....	81	3327	41.1	70	2	30	25	14	1
Opponents.....	90	3540	39.3	66	7	26	25	10	1

ALL PURPOSE	G	Rush	Rec	PR	KOR	IR	Tot	Avg/G
KILLINS, Adrian	13	325	198	0	451	0	974	74.9
SMITH, Tre'Quan	13	0	853	0	0	0	853	65.6
HAMILTON, Jawon	13	495	73	0	0	0	568	43.7
WILSON, Dont.	12	463	78	0	0	0	541	45.1
OLDHAM, Taylor	13	0	366	0	1	0	367	28.2
AKINS, Jordan	13	0	347	0	0	0	347	26.7
PAYTON, Tristan	10	-1	132	0	179	0	310	31.0
MCGOWAN, Taj	13	156	48	0	66	0	270	20.8
JONES, Hayden	12	5	70	0	119	0	194	16.2
STEWART, Cam	13	0	172	0	0	0	172	13.2
JOHNSON, Chris	13	0	0	168	0	0	168	12.9
SNELSON, D.	11	1	136	0	22	0	159	14.5
MILTON, M.	10	158	-1	0	0	0	157	15.7
HOLMAN, Justin	7	125	24	0	0	0	149	21.3
FRANKS, Jordan	11	0	143	0	0	0	143	13.0
JOHNSON, Drico	13	0	0	0	0	111	111	8.5
KILLINGS, D.J.	13	0	0	0	0	50	50	3.8
MUTCHERSON, TJ	13	0	0	0	0	48	48	3.7
PATTI, Nick	12	47	0	0	0	0	47	3.9
Total.....	13	1835	2726	203	838	295	5897	453.6
Opponents.....	13	2204	2610	191	641	81	5727	440.5

2016 DEFENSIVE STATS



	DEFENSIVE LEADERS	GP	-----Tackles-----			Sacks- No-Yards	---Pass Def---			Fumbles-		Blkd Kick	Saf	
			Solo	Asst	Total		TFL/Yds	Int-Yds	BrUp	PD	QBH			Rcv-Yds
16	RUCKER, Mark	13	53	40	93	11.5-46	3.5-23	.	2	2	3	1-0	1	.
11	GRIFFIN, Shom	13	57	35	92	20.0-96	11.5-70	1-0	7	8	3	2-0	2	.
4B	BRIM, Demetre	13	34	48	82	6.5-20	1.0-5	.	3	3	6	.	2	.
22	MUTCHERSON, TJ	13	42	31	73	3.5-13	1.0-9	2-48	2	4	.	.	1	.
51	CLARKE, Errol	13	37	32	69	12.5-53	6.5-45	.	3	3	3	.	2	.
21	JOHNSON, Drico	13	41	22	63	2.5-8	.	2-111	6	8	2	2-30	1	.
93	GUERAD, Tony	13	28	34	62	10.0-42	3.5-22	.	1	1	5	.	1	.
1B	GRIFFIN, Shqll	13	30	20	50	3.0-3	.	4-46	15	19	.	1-0	.	1
24	KILLINGS, D.J.	13	30	12	42	3.0-12	1.0-7	3-50	11	14	1	.	.	.
56	JASINSKI, Pat	13	24	17	41	4.5-25	3.5-24	.	.	.	1	.	.	.
2B	BURKETT, C.	12	20	18	38	1.5-6	.	.	3	3	2	.	.	.
5B	PITTMAN, J.	12	14	14	28	4.5-23	2.0-17	.	1	1	3	2-0	.	.
91	CONNORS, Joey	13	8	19	27	2.5-6	1.0-3	.	4	4	2	1-0	1	.
25	GIBSON, Kyle	13	18	7	25	.	.	.	1	1
54	WOOTEN, A.J.	13	8	14	22	1.5-2	1	.
23	NEAL, Tre	13	11	10	21	1	1
1G	CLARKE, Nevelle	10	11	4	15	.	.	.	2	2
95	HILL, Trysten	13	11	4	15	5.0-31	1.0-8	.	.	.	1	.	1	.
31	BOYKINS, Jeremy	13	8	6	14	.	.	.	3	3
97	PETREE, Jock	13	5	8	13	2.5-5	0.5-1
52	RUSSELL, M.	13	8	5	13	1.0-1	.	.	2	2	.	.	1	.
49	LOWRY, Seyvon	13	4	9	13	0.5-0	.	1-32	2	3	3	1-0	.	.
47	BOYKINS, Jerod	12	5	7	12	1.5-4	1	.	.	.
44	EVANS, Nate	11	4	8	12	0.5-3	0.5-3
99	DAVIS, Titus	7	6	6	12	1	.	1	.
34	MCDONALD, J.	11	9	3	12	3.5-14	1.0-6	.	.	.	1	1-0	1	.
43	COCHRAN, Aaron	10	5	5	10
98	HAYES, Brendon	12	5	5	10	1.5-2	0.5-0	-0	1	-4	.	1	.	.

2016 GAME-BY-GAME STARTERS



Opp.	WR	LT	LG	C	RG	RT	TE	WR/TE/RB	WR	QB	RB	PK
S.C. State	Smith	Evans	Hudanick	Rae	Dickey	Miller	Franks	Stewart	Oldham	Holman	Hamilton	Wright
at Michigan	Smith	Evans	Hudanick	Rae	J. Johnson	Miller	Franks	Akins	Payton	Holman	Hamilton	Wright
Maryland	Smith	Evans	Hudanick	Rae	J. Johnson	Miller	Franks	Stewart	Oldham	Milton	Hamilton	Wright
at FIU	Smith	Evans	Hudanick	Rae	J. Johnson	Miller	Franks	Killins	Stewart	Milton	Wilson	Wright
at East Carolina	Smith	Evans	Hudanick	Rae	J. Johnson	Miller	Franks	Stewart	Oldham	Holman	Wilson	Wright
Temple	Smith	Evans	Hudanick	Rae	J. Johnson	Miller	Franks	Akins	Stewart	Milton	Wilson	Wright
at UConn	Smith	Evans	Brown, C.	Rae	J. Johnson	Miller	Franks	Stewart	Oldham	Milton	Wilson	Wright
at Houston	Smith	Evans	Brown, C.	Rae	J. Johnson	Miller	Akins	Stewart	Oldham	Milton	Hamilton	Wright
Tulane	Smith	Evans	Hernly	Rae	J. Johnson	Miller	Franks	Stewart	Oldham	Milton	Killins	Wright
Cincinnati	Smith	Evans	Hernly	Rae	J. Johnson	Miller	Akins	Hamilton	Stewart	Milton	Killins	Wright
Tulsa	Smith	Evans	Hernly	Rae	J. Johnson	Miller	Bloom	Akins	Oldham	Milton	Hamilton	Wright
at USF	Smith	Evans	Hernly	Rae	J. Johnson	Miller	Akins	Stewart	Oldham	Milton	Hamilton	Wright
vs. Arkansas St.	Smith	Evans	Hernly	Rae	J. Johnson	Miller	Akins	Stewart	Franks	Milton	Hamilton	Wright

Opp.	DE	NG	DE	OLB	ILB	ILB	OLB	CB	S	S	CB	P
S.C. State	Hill	Pittman	Guerad	Sm. Griffin	Brim	Rucker	E. Clarke	Sl. Griffin	D. Johnson	Mutcherson	Killings	Houston
at Michigan	Hill	Pittman	Guerad	Sm. Griffin	Brim	Rucker	E. Clarke	Sl. Griffin	D. Johnson	Mutcherson	Killings	Houston
Maryland	Hill	Pittman	Guerad	Sm. Griffin	Brim	Rucker	E. Clarke	Sl. Griffin	D. Johnson	Mutcherson	Killings	Houston
at FIU	Hill	Pittman	Guerad	Sm. Griffin	Brim	Rucker	E. Clarke	Sl. Griffin	D. Johnson	Mutcherson	Killings	Houston
at East Carolina	Hill	Pittman	Guerad	Sm. Griffin	Brim	Rucker	E. Clarke	Sl. Griffin	D. Johnson	Mutcherson	Killings	Houston
Temple	Hill	Pittman	Guerad	Sm. Griffin	Brim	Burkett	E. Clarke	Sl. Griffin	D. Johnson	Mutcherson	Killings	Houston
at UConn	Hill	Wooten	Guerad	Sm. Griffin	Brim	Rucker	E. Clarke	Sl. Griffin	D. Johnson	Mutcherson	Killings	Houston
at Houston	Hill	Wooten	Guerad	Sm. Griffin	Brim	Rucker	E. Clarke	Sl. Griffin	D. Johnson	Mutcherson	Killings	Houston
Tulane	Hill	Wooten	Guerad	Sm. Griffin	Brim	Rucker	E. Clarke	Sl. Griffin	D. Johnson	Mutcherson	Killings	Houston
Cincinnati	Hill	Wooten	Guerad	Sm. Griffin	Brim	Rucker	E. Clarke	Sl. Griffin	D. Johnson	Mutcherson	Killings	Houston
Tulsa	Hill	Wooten	Guerad	Sm. Griffin	Brim	Rucker	E. Clarke	Sl. Griffin	D. Johnson	Mutcherson	Killings	Houston
at USF	Hill	Pittman	Guerad	Sm. Griffin	Brim	Rucker	E. Clarke	Sl. Griffin	D. Johnson	Mutcherson	Killings	Houston
vs. Arkansas St.	Hill	Pittman	Guerad	Sm. Griffin	Brim	Rucker	E. Clarke	Sl. Griffin	D. Johnson	Mutcherson	Killings	Houston



HISTORY & HONORS

YEAR-BY-YEAR RESULTS



1979

• During his inaugural address, UCF President Trevor Colbourn announces that the school will “explore the possibility of developing a football program.” Later, Colbourn and director of athletics Jack O’Leary approve a decision to form a football team to begin play in the fall of 1979 as an NCAA Division III program. Former professional football player Don Jonas becomes the school’s first coach on a volunteer basis. On Aug. 28, 148 prospective players participate in the program’s first practice. Less than one month later on Sept. 22, UCF travels to St. Leo for its first game and wins 21-0. Bobby Joe Plain scores the school’s first touchdown on a 13-yard pass reception from Mike Cullison in the first quarter. The following week, UCF plays its first home contest at the Tangerine Bowl and posts a 7-6 victory over Fort Benning in front of 14,188 fans.

1979 NCAA III (6-2-0) Coach: Don Jonas

9/22	at St. Leo	W	21-0	1,000
9/29	Fort Benning	W	7-6	14,188
10/13	Maryville	W	10-7	7,350
10/20	at Fort Lauderdale	W	14-0	500
10/27	at Presbyterian	L	0-48	3,800
11/3	at Emory & Henry	L	14-28	1,000
11/10	University of the South	W	24-0	10,111
11/17	Morehouse	W	14-7	13,309

1980

• After the UCF Athletic Authority votes in January to make the football head coaching job a full-time position, Don Jonas is selected for the role. The Knights win four games during the campaign and in an 18-14 victory over Emory and Henry, Michael O’Shaughnessy tallies a school-record five sacks. Following the season, cornerback Tim Kiggins earns third-team All-America honors and becomes the first UCF player to sign a professional contract when he joins the Toronto Argonauts of the Canadian Football League.

1980 NCAA III (4-4-1) Coach: Don Jonas

9/13	Carson-Newman §	FW	30-21	13,941
9/20	St. Leo	W	55-0	8,730
9/27	Millsaps	L	7-8	12,793
10/4	Miles	T	11-11	8,990
10/11	at Savannah State	L	0-44	4,100
10/18	at North Alabama	L	3-28	3,500
11/1	Catawba	W	14-12	7,757
11/8	Albany	L	27-28	14,022
11/15	Emory & Henry	W	18-14	6,907

§ Later forfeited by Carson-Newman

1981

• UCF begins a local rivalry, meeting Bethune-Cookman in the first Mayor’s Trophy game. The Wildcats escape with a 24-20 win. Kicker Scott Ryerson is a third-team All-America selection, while center Dan Burke and linebackers Eddie James and Bill Giovanetti earn honorable mention status. Following the season, head coach Don Jonas resigns to become director of the UCF Gridiron Club.

1981 NCAA III (4-6-0) Coach: Don Jonas

9/12	Presbyterian	L	0-3	8,347
9/19	Elizabeth City	L	9-14	4,833
9/26	at Millsaps	W	13-6	800
10/3	Miles	W	6-0	6,320
10/10	Savannah State	W	47-13	6,493
10/17	at Alabama A&M	L	15-23	8,700
10/31	at West Georgia	L	6-20	6,200
11/7	Hampden-Sydney	W	17-0	8,391
11/14	Millersville	L	9-27	4,365
11/21	Bethune-Cookman	L	20-24	8,354

1982

• Following Don Jonas’ resignation, associate head coach Sam Weir is named the program’s interim head coach. New athletics director Bill Peterson announces that UCF will compete as a Division II program during the year. With the move to D-II, the school begins awarding athletics scholarships. Following the season, four Knights sign professional contracts: tight end Mike Carter with the National Football League’s Denver Broncos and defensive end Ed Gantner, linebacker Bill Giovanetti and offensive lineman Mike Sommerfield with the Tampa Bay Bandits of the United States Football League. Following the season, New York Yankees president and former Buffalo Bills head coach Lou Saban is named UCF’s head coach.

1982 NCAA II (0-10-0) Coach: Sam Weir

9/11	Georgia Southern §	L	9-16	2,350
9/18	Southeastern Louisiana	L	14-24	8,196
9/25	at VMI	L	0-69	6,100
10/2	at Valdosta State	L	7-13	9,500
10/9	Bethune-Cookman	L	21-40	9,127
10/16	Alabama A&M	L	10-31	6,654
10/23	at Nicholls State	L	10-60	8,500
10/30	West Georgia	L	7-41	9,257
11/6	Carson-Newman	L	17-36	3,818
11/13	Eastern Kentucky	L	14-26	4,822

§ at Jacksonville, Fla.

1983

• UCF records its first win against an NCAA Football Championship Subdivision opponent, defeating Austin Peay, 10-7, on the road. Ted Wilson returns a kick 100 yards for a touchdown against Southeastern Louisiana and finishes second in the nation in kick return average with 30.5 yards per return.

1983 NCAA II (5-6-0) Coach: Lou Saban

9/2	Elizabeth City	W	37-7	9,041
9/10	at Georgia Southern	W	33-29	5,815
9/17	at Southeastern Louisiana	L	28-54	5,000
9/24	North Alabama	L	20-47	8,307
10/1	Valdosta State	W	20-0	12,777
10/15	at Richmond	L	26-31	3,413
10/29	at Austin Peay	W	10-7	7,000
11/5	at Carson-Newman	L	14-35	3,300
11/12	Nicholls State	L	14-37	4,500
11/19	Fort Lewis	W	59-28	14,212
11/26	Bethune-Cookman	L	22-31	13,294

YEAR-BY-YEAR RESULTS



1984

• After the squad gets off to a slow start, head coach Lou Saban announces his resignation. Jerry Anderson is named interim head coach. Following the campaign, offensive lineman Dan Burke signs a contract with the New Jersey Generals of the United States Football League. Kicker Scott Ryerson is drafted by the Tampa Bay Bandits of the USFL and signs a free-agent deal with the National Football League's Atlanta Falcons.

1984 NCAA II (2-9-0) Coaches: Lou Saban (first seven games), Jerry Anderson (last four games)

9/1	Bethune-Cookman	L	22-43	7,421
9/8	at Louisiana-Monroe	L	21-49	19,329
9/15	Georgia Southern	L	28-42	7,124
9/22	at Western Kentucky	W	35-34	8,500
9/29	at Texas State	L	13-39	10,337
10/6	Akron	L	21-26	6,814
10/13	at Eastern Kentucky	L	14-37	18,300
10/20	Illinois State	W	28-24	11,648
10/27	Austin Peay	L	21-24	12,225
11/3	at Indiana State	L	0-38	8,367
11/10	at Furman	L	6-42	10,162

1985

• Gene McDowell, an assistant at Florida State, is named UCF's head coach and athletics director. UCF wins its first game under McDowell when Ed O'Brien kicks a school-record 55-yard field goal as time expired to defeat Bethune-Cookman, 39-37. UCF meets its first NCAA Bowl Subdivision opponent, playing at Louisville.

1985 NCAA II (4-7-0) Coach: Gene McDowell

9/7	Bethune-Cookman	W	39-37	21,222
9/13	Southeastern Louisiana	W	27-21	7,142
9/28	at Illinois State	L	21-48	12,786
10/5	Texas State	L	12-48	7,850
10/12	Western Kentucky	L	17-47	9,153
10/19	Eastern Kentucky	L	21-28	8,223
10/26	Stephen F. Austin	L	24-59	11,263
11/2	at Louisville	L	21-42	21,391
11/9	at Georgia Southern	L	18-35	7,759
11/23	Savannah State	W	31-7	3,478
11/30	Samford	W	35-14	3,022

1986

• The team begins the season 4-1. UCF sets a new attendance record when 23,760 watch the Knights play Wofford for Homecoming. The contest features a postgame performance by the Beach Boys. The Knights went 6-5 during the year to post their first winning campaign since the inaugural season in 1979. Linebacker Wyatt Boggan leads the team with 143 tackles and earns *Football News* All-America First Team honors. Wide receiver Ted Wilson becomes the first UCF player selected in the National Football League Draft when the Washington Redskins take him in the 10th round. Tailback Elgin Davis is picked in the 12th round by the New England Patriots.

1986 NCAA II (6-5-0) Coach: Gene McDowell

9/6	Bethune-Cookman	W	26-14	23,041
9/13	West Georgia	W	34-21	10,125
9/20	Valdosta State	W	10-7	12,056
9/27	at Akron	L	17-20	12,186
10/4	Murray State	W	38-25	13,086
10/11	at Wichita State	L	6-9	4,167
10/18	at Eastern Kentucky	L	24-51	12,200
10/25	Wofford	L	28-31	23,760
11/1	at VMI	W	38-9	3,200
11/8	Georgia Southern	L	23-33	11,137
11/15	Samford	W	66-7	6,176

1987

• The Knights post a five-game winning streak, outscoring their opponents, 242-67, during the stretch. UCF finishes the regular season with an 8-3 record, good enough for its first bid to the Division II playoffs. In the first round, the Knights record a 12-10 win over Indiana University of Pennsylvania, but falls to eventual national champion Troy. Wideout Bernard Ford and kicker Ed O'Brien earn All-America First Team honors from several outlets. Quarterback Darin Slack and linebacker Mike Coad receive *Football News* All-America Second Team recognition. Ford is tabbed in the third round of the National Football League Draft by the Buffalo Bills and defensive back Corris Ervin is taken in the fifth round by the Denver Broncos.

1987 NCAA II (9-4-0) Coach: Gene McDowell

9/5	Bethune-Cookman	W	17-9	9,768
9/19	Elon	W	34-10	11,752
9/26	Eastern Kentucky	L	16-23	15,197
10/3	at Georgia Southern	L	32-34	15,540
10/10	Savannah State	W	36-26	10,743
10/17	West Georgia	W	52-14	10,029
10/24	NW Missouri St.	W	45-3	15,208
10/31	Grand Valley State	W	67-3	7,552
11/7	Liberty	W	42-21	11,081
11/14	at Florida A&M	L	14-19	4,803
11/21	Morningside	W	24-7	10,112
11/28	Indiana (Pa.) §	W	12-10	15,043
12/5	Troy §	L	10-31	14,327

§ Division II Playoffs

1988

• UCF opens the campaign with five-consecutive wins and moves to second in the NCAA Division II national rankings. A crowd of 31,789 attends UCF's 26-18 victory over defending national champion Troy at the Citrus Bowl. Defensive lineman Steve Spears and offensive lineman Dave Underwood earn *Football Gazette* All-America honors.

1988 NCAA II (6-5-0) Coach: Gene McDowell

9/2	Bethune-Cookman	W	29-21	14,831
9/10	West Georgia	W	33-14	11,270
9/17	Troy	W	26-18	31,789
9/24	at East Tennessee State	W	23-17	5,447
10/1	North Alabama	W	35-33	21,682
10/8	New Haven	L	23-31	22,641
10/15	Southern Conn. State	W	24-16	22,439
10/22	at Valdosta State	L	19-48	6,500
10/29	Georgia Southern	L	17-31	28,682
11/5	at Liberty	L	7-24	3,530
11/12	at Eastern Kentucky	L	31-35	6,800

YEAR-BY-YEAR RESULTS



1989

• In its final campaign at the D-II level, UCF defeats three Football Championship Subdivision schools. The Knights finish the season strong, winning six of their final seven games to complete the year 7-3.

1989 NCAA II (7-3-0) Coach: Gene McDowell

9/1	Bethune-Cookman	L	15-23	23,620
9/9	Valdosta State	W	35-14	18,046
9/16	at Troy	L	6-20	8,000
9/23	Newberry	W	30-3	8,316
9/30	at North Alabama	W	17-16	5,500
10/7	East Tennessee State	W	34-0	12,072
10/21	at Georgia Southern	L	17-31	19,640
10/28	Liberty	W	33-30	15,095
11/11	Eastern Kentucky	W	20-19	17,506
11/18	Texas Southern	W	49-12	14,082

1990

• UCF moves to the Football Championship Subdivision ranks and goes 10-4. The Knights become the first school in history to qualify for the FCS playoffs in their first season of eligibility. In the first round of the playoffs, UCF draws previously undefeated Youngstown State on the road. Franco Grilla hits a 34-yard field goal as time expires to give the Knights a 20-17 victory. Host UCF downs William & Mary, 52-38, in the second round of the playoffs to set up a semifinal matchup with eventual national champion Georgia Southern in Statesboro, Ga. Following the year, Gene McDowell is awarded the Eddie Robinson Trophy by The Sports Network as the national coach of the year. Wide receiver Shawn Jefferson is drafted in the ninth round by the National Football League's Houston Oilers.

1990 NCAA FCS (10-4-0) Coach: Gene McDowell

9/1	Troy	W	16-10	22,462
9/8	at Eastern Kentucky	L	12-24	19,200
9/15	at Bethune-Cookman	W	42-9	9,500
9/22	at Memphis	L	28-37	21,385
9/29	Kentucky State	W	49-0	6,055
10/6	at Samford	W	37-16	5,463
10/20	Georgia Southern	L	17-38	16,258
10/27	Southern Illinois	W	49-14	14,052
11/3	Liberty	W	28-6	14,107
11/10	Slippery Rock	W	24-21	16,208
11/17	Texas Southern	W	63-6	16,328
11/24	at Youngstown State \$	W	20-17	12,500
12/1	William & Mary \$	W	52-38	20,067
12/8	at Georgia Southern \$	L	7-44	13,183

\$ FCS Playoffs

1991

• The Knights host their first Football Bowl Subdivision squad, facing East Carolina at the Citrus Bowl. Linebacker Bobby Spitulski is named to the Associated Press All-America Third Team and is selected in the third round of the National Football League Draft by the Seattle Seahawks.

1991 NCAA FCS (6-5-0) Coach: Gene McDowell

8/31	Troy	W	21-10	18,586
9/7	at James Madison	L	31-49	10,081
9/14	at Valdosta State	W	12-0	6,379
9/21	East Carolina	L	25-47	20,049
9/28	Bethune-Cookman	W	32-6	16,066
10/5	at Arkansas State	W	31-20	18,200
10/12	Samford	L	6-13	12,011
10/26	at Georgia Southern	L	6-20	19,063
11/2	Savannah State	L	31-33	13,188
11/9	at Liberty	W	31-26	2,650
11/16	Millersville	W	52-6	10,027

1992

• UCF President John C. Hitt announces UCF's intention to move to the Football Bowl Subdivision ranks by 1996. UCF makes history as the first college squad to play a Russian team on American soil as it defeats the Moscow Bears of the Russian League of American Football, 42-6, on Oct. 3. During the year, Gene McDowell relinquishes his duties as athletics director to concentrate his efforts on coaching the football team.

1992 NCAA FCS (6-4-0) Coach: Gene McDowell

9/5	Gardner-Webb	W	71-21	10,286
9/12	Bethune-Cookman	W	28-3	12,075
9/19	Troy	L	16-20	7,755
9/26	at Western Illinois	W	35-22	9,764
10/3	Moscow (exhibition)	W	43-6	5,412
10/17	Nicholls State	W	42-18	8,087
10/24	at Western Kentucky	L	36-50	10,589
10/31	at Liberty	L	28-31	8,100
11/7	Buffalo	W	63-21	9,067
11/14	James Madison	W	41-37	6,681
11/21	at Samford	L	13-20	4,987

1993

• UCF wins six of its first seven games, with the only loss coming from Football Bowl Subdivision's East Carolina. The Knights claim three of their final four games to finish the regular season with a 9-2 mark. The squad earns a berth in the playoffs and faces host Youngstown State in the opening round.

1993 NCAA FCS (9-3-0) Coach: Gene McDowell

9/11	Valdosta State	W	35-30	11,033
9/18	at East Carolina	L	17-41	30,867
9/25	McNeese State	W	22-3	10,759
10/2	Yale	W	42-28	23,489
10/9	Samford	W	48-17	8,081
10/16	Western Illinois	W	35-17	12,857
10/23	at Bethune-Cookman	W	34-14	5,500
10/30	at Troy	L	15-29	5,100
11/6	Liberty	W	55-19	8,688
11/13	Buffalo	W	42-7	7,609
11/20	at Louisiana Tech	W	38-16	4,000
11/27	at Youngstown State \$	L	30-56	7,408

\$ FCS Playoffs

YEAR-BY-YEAR RESULTS



1994

• The Knights begin the year as *Sports Illustrated's* pick to win the Football Championship Subdivision title. Due to a rash of injuries on defense, UCF finishes the year 7-4. Kick returner Todd Cleveland garners The Sports Network All-America Second Team honors. Defensive end Greg Jefferson is picked in the third round of the National Football League Draft by the Philadelphia Eagles.

1994 NCAA FCS (7-4-0) Coach: Gene McDowell

9/3	at Maine	W	28-6	6,296
9/10	Valdosta State	L	14-31	22,518
9/17	Bethune-Cookman	W	48-17	22,049
9/24	Western Kentucky	W	59-45	24,326
10/1	at Illinois State	W	27-26	6,550
10/8	at Samford	L	35-36	3,632
10/15	at Louisiana-Monroe	W	33-16	8,123
10/22	Troy	L	38-39	27,003
10/29	at Liberty	W	49-24	6,153
11/12	at East Carolina	L	20-23	25,783
11/19	Buffalo	W	48-0	18,856

1995

• On June 21, UCF receives official word from the NCAA that its bid for reclassification to the Football Bowl Subdivision has been approved and will take effect Sept. 1, 1996. Against a top-notch schedule, UCF goes 6-5. The Knights open the season with a 40-32 victory over fifth-ranked Eastern Kentucky. Freshman Daunte Culpepper completes 20-of-25 passes for 254 and three scores and earns national player of the week honors. Tailback Marquette Smith is named to the *Football Gazette* All-America Second Team and is drafted in the fifth round by the National Football League's Carolina Panthers.

1995 NCAA FCS (6-5-0) Coach: Gene McDowell

8/31	Eastern Kentucky	W	40-32	13,422
9/9	Carson-Newman	W	35-21	13,413
9/23	at Florida State (#1)	L	14-46	76,600
9/30	at McNeese State	L	7-49	16,921
10/7	Samford	W	41-14	11,333
10/14	Liberty	L	6-7	12,210
10/21	at Hawaii	L	14-45	24,383
10/28	at Louisiana-Monroe	W	34-14	16,808
11/4	Bethune-Cookman	W	38-7	16,002
11/11	Troy	L	17-28	12,312
11/18	Maine	W	37-17	11,119

1996

• The Knights play their inaugural campaign at the Football Bowl Subdivision level and go 5-6. Behind quarterback Daunte Culpepper, UCF finishes the campaign 16th in the nation in passing offense.

1996 NCAA FBS (5-6) Coach: Gene McDowell

8/29	William & Mary (SUN)	W	39-33	18,013
9/7	at South Carolina	L	14-33	76,411
9/14	at New Mexico (SUN)	L	7-17	18,317
9/21	at Ball State	L	10-31	11,475
9/28	at East Carolina	L	7-28	34,121
10/12	Samford	W	38-6	12,122
10/19	Louisiana-Monroe	L	38-39	16,293
10/26	at Georgia Tech (SUN)	L	20-27	43,610
11/2	Illinois State	W	42-15	17,639
11/9	at UAB	W	35-13	12,500
11/16	Bowling Green	W	27-19	14,112

1997

• UCF faces a tough schedule that includes four squads from the SEC and national champion Nebraska. UCF garners national attention after leading Nebraska by three points at halftime before falling to the host Cornhuskers. A record crowd of 41,827 turns out for UCF's home-opening victory over Idaho. Quarterback Daunte Culpepper sets 15 school records. He is a finalist for the Davey O'Brien National Quarterback Award, a semifinalist for the *Football News* Offensive Player of the Year and is named to the American Football Coaches Association Good Works Team. Tailback Dwight Collins, who is deaf, receives Disney's Wide World of Sports Spirit Award for being the nation's most courageous student-athlete. Running backs coach Alan Gooch is named the assistant coach of the year by the American Football Coaches Association for his work with Collins. Following the season, Gene McDowell resigns as head coach and is replaced by longtime offensive coordinator Mike Kruczek.

1997 NCAA FBS (5-6) Coach: Gene McDowell

8/30	at Mississippi	L	23-24 (OT)	28,216
9/6	at South Carolina (SUN)	L	31-33	81,908
9/13	at Nebraska (#6)	L	24-38	75,327
9/20	Idaho (SUN)	W	41-10	41,827
9/27	at Auburn (#8) (SUN)	L	14-41	82,109
10/4	at Kent State	W	59-43	10,584
10/11	Samford	W	52-7	22,016
10/25	at Mississippi State (SUN)	L	28-35	28,621
11/1	at Louisiana-Monroe	L	41-45	15,936
11/15	Eastern Michigan	W	27-10	39,433
11/22	Toledo	W	34-17	15,062

1998

• Quarterback Daunte Culpepper earns preseason All-America honors from several outlets, including *Sports Illustrated* and *The Sporting News*. UCF makes its first national television appearance when ESPN televises its game at Purdue. The Knights finish the campaign 9-2. Culpepper breaks Steve Young's 1983 single-season completion percentage record of 71.3 by completing 73.6 percent of his passes. He becomes only the third player in school history to pass for more than 10,000 yards and rush for more than 1,000 yards in a career. Culpepper concludes the year with more than 30 school records to his credit. The signal caller finishes sixth in the balloting for the Heisman Trophy and is named national co-player of the year by The Sports Network. Culpepper becomes UCF's first National Football League first-round draft pick as the Minnesota Vikings select him 11th overall. Cornerback Paul Miranda is taken in the fourth round by the Indianapolis Colts.

YEAR-BY-YEAR RESULTS



1998 NCAA FBS (9-2) Coach: Mike Kruczek

9/5	at Louisiana Tech (SUN)	W	64-30	23,677
9/12	Eastern Illinois	W	48-0	35,219
9/19	at Purdue (ESPN)	L	7-35	53,469
9/26	at Bowling Green (FSN)	W	38-31	15,824
10/4	at Toledo (SUN)	W	31-24	20,008
10/10	Northern Illinois	W	38-17	30,415
10/24	at Louisiana (SUN)	W	42-10	10,124
10/31	Youngstown State	W	44-32	21,251
11/7	at Auburn (SUN)	L	6-10	80,743
11/14	Ball State	W	37-14	31,412
11/21	New Mexico	W	38-6	19,025

1999

• UCF starts the campaign with the toughest September schedule in the nation, facing four bowl winners from the previous year. All four teams enter the games with the Knights ranked in the top 25. UCF hosts a top-25 foe for the first time, playing No. 22 Purdue in front of 40,112 fans at the Citrus Bowl. Wideout Charles Lee is drafted in the seventh round by the National Football League's Green Bay Packers.

1999 NCAA FBS (4-7) Coach: Mike Kruczek

9/4	Purdue (#22) (ESPN R)	L	13-47	40,112
9/11	at Florida (#4) (SUN)	L	27-58	85,346
9/18	at Georgia Tech (#12)	L	10-41	45,355
9/25	at Georgia (#11) (SUN)	L	23-24	86,117
10/2	Eastern Illinois	W	31-21	18,864
10/16	Nicholls State	W	28-0	13,875
10/23	Louisiana Tech	L	35-46	16,535
10/30	Eastern Michigan	W	31-6	27,845
11/6	at Auburn (SUN)	L	10-28	75,804
11/13	at Middle Tennessee	W	39-14	10,751
11/20	Bowling Green	L	30-33 (OT)	14,299

2000

• The Knights record one of the biggest victories in school history by defeating traditional power Alabama, 40-38, in Tuscaloosa. Javier Beorlegui gives UCF the win with a 37-yard field goal with three seconds remaining to spoil the Crimson Tide's homecoming game. A school record 50,220 fans watch the Knights host No. 8 Virginia Tech.

2000 NCAA FBS (7-4) Coach: Mike Kruczek

9/2	at Georgia Tech	L	17-21	40,993
9/9	Northwestern State	W	19-7	19,003
9/16	at Akron	L	24-35	12,964
9/23	William & Mary	W	52-7	23,164
9/30	at Eastern Michigan (SUN)	W	31-10	10,238
10/7	at Northern Illinois (SUN)	L	20-40	18,148
10/14	Eastern Kentucky	W	34-3	18,908
10/21	Louisiana-Monroe	W	55-0	25,093
10/28	at Alabama	W	40-38	83,818
11/4	at Louisiana Tech (SUN)	W	20-16	12,532
11/11	Virginia Tech (#8) (SUN)	L	21-44	50,220

2001

• The biggest news for UCF comes off of the field when the school finally finds a conference home. On Nov. 1, UCF signs an agreement to enter the Mid-American Conference for football in 2002. On the field, offensive lineman Steve Edwards and defensive lineman Elton Patterson earn *Football News* All-America honorable-mention honors. Following the year, defensive back Travis Fisher is drafted in the second round by the St. Louis Rams.

2001 NCAA FBS (6-5) Coach: Mike Kruczek

9/1	at Clemson (#19)	L	13-21	75,000
9/8	at Syracuse (ESPN R)	L	10-21	35,938
9/22	at Tulane (SUN)	W	36-29	17,497
9/29	at Virginia Tech (#8) (SUN)	L	14-46	53,662
10/6	UAB (SUN)	W	24-7	30,820
10/13	Liberty	W	63-0	17,103
10/20	Louisiana-Monroe	W	38-6	23,001
10/27	at Utah State (SUN)	L	27-30	16,135
11/3	Akron	W	57-17	15,779
11/10	at Arkansas	L	20-27	61,527
11/24	Louisiana	W	31-0	12,264

2002

• UCF plays its first season as a member of the Mid-American Conference and finishes second in the East Division with a 6-2 league mark. Three Knights earn All-MAC First Team honors. Wideout Doug Gabriel becomes the first player from UCF to play in the Senior Bowl. Four Knights are selected in the NFL Draft: cornerback Asante Samuel (New England, fourth round), Gabriel (Oakland, fifth round), offensive lineman Mike Mabry (Baltimore, seventh round) and defensive lineman Elton Patterson (Cincinnati, seventh round). Offensive lineman Taylor Robertson is tabbed by Calgary with the 13th selection in the CFL Draft.

2002 NCAA FBS (7-5, 6-2) Coach: Mike Kruczek

8/31	at Penn State (#24) (ESPN)	L	24-27	103,029
9/7	at Arizona State (SUN)	L	12-46	43,401
9/20	at Marshall* (ESPN2)	L	21-26	32,900
9/28	Liberty	W	48-17	21,137
10/12	at Western Michigan* (SUN)	W	31-27	21,505
10/19	Toledo* (SUN)	L	24-27	18,812
10/26	Akron *	W	28-17	19,799
11/2	Syracuse (SUN)	L	35-38	24,043
11/9	at Buffalo *	W	45-21	6,923
11/16	Kent State *	W	32-6	7,354
11/23	at Miami (Ohio) * (SUN)	W	48-31	7,962
11/30	Ohio *	W	42-32	12,462

* MAC game

2003

• UCF's football program moves into its new home as the state-of-the-art Wayne Densch Sports Center opens just 16 months after construction began. The school accepts an invitation into Conference USA for all sports. The Knights will end their brief football affiliation with the Mid-American Conference after 2004. The year serves as the 25th season of UCF football. After a 3-7 start, head coach Mike Kruczek is relieved of his duties and longtime assistant Alan Gooch is promoted to interim head coach for the final two games. Gooch makes his coaching debut when the Knights play Marshall on ESPN2 in Orlando. The contest serves as UCF's first nationally-tele-

YEAR-BY-YEAR RESULTS



vised home game. Following the season, George O'Leary is selected as UCF's new head coach. Tight end Michael Gaines is taken in the seventh round of the National Football League Draft by the Carolina Panthers.

2003 NCAA FBS (3-9, 2-6) Coaches: Mike Kruzczek (first 10 games), Alan Gooch (last two games)

8/31	at Va. Tech (#9) (ESPN)	L	28-49	65,115
9/13	Florida Atlantic	W	33-29	26,901
9/20	at Syracuse (ESPN R)	L	14-38	35,103
9/27	at Kent State * (SUN)	L	16-36	6,728
10/4	Buffalo *	W	19-10	22,657
10/11	at Ohio * (ESPN R)	L	0-28	21,109
10/18	at Akron *	L	24-38	8,113
10/25	Central Michigan *	W	31-13	20,523
11/1	at West Virginia (SUN)	L	18-36	42,712
11/8	at Eastern Michigan * (SUN)	L	13-19	5,150
11/19	Marshall (ESPN2) *	L	7-21	18,141
11/28	Miami (Ohio) (#15) *	L	21-56	12,902

* MAC Game

2004

• After missing the team's first game of the season, new head coach George O'Leary makes his UCF debut as the Knights host 10th-ranked West Virginia at the Citrus Bowl. The Knights open the campaign with one of the nation's toughest schedules, traveling to face Wisconsin and Penn State and hosting West Virginia.

2004 NCAA FBS (0-11, 0-8) Coach: George O'Leary

9/4	at Wisconsin (#21) (ESPN)	L	6-34	82,116
9/11	West Virginia (#10)	L	20-45	32,224
9/18	at Penn State (ESPN R)	L	13-37	101,715
10/2	at Buffalo *	L	20-48	12,173
10/9	Northern Illinois *	L	28-30	16,555
10/16	Akron *	L	21-26	18,401
10/23	at Miami (Ohio) *	L	7-43	8,012
10/30	at Marshall * (ESPN R)	L	3-20	23,122
11/6	Ohio *	L	16-17(OT)	20,498
11/13	at Ball State *	L	17-21	5,309
11/23	Kent State *	L	24-41	12,083

* MAC Game

2005

• The Knights win their inaugural Conference USA contest, recording a 23-13 win over visiting Marshall. The victory snaps a 17-game losing streak for the Knights. The team goes on to win eight contests, including seven in league play, during the regular season. UCF hosts the inaugural C-USA Championship Game, which is played in front of a school-record 51,978 fans at the Citrus Bowl. Despite falling to Tulsa in the title game, UCF earns an invitation to the Sheraton Hawai'i Bowl, marking the first bowl game in program history. The Knights post one of the top turnarounds in college football history, going 8-5 after an 0-11 campaign in 2004. Head coach George O'Leary is named the C-USA Coach of the Year, in addition to garnering national coach of the year honors from CBSsports.com and SportsIllustrated.com. Tailback Kevin Smith garners the C-USA Freshman of the Year award. Wideout Brandon Marshall is selected in the fourth round of the National Football League Draft by the Denver Broncos. During the year, the UCF Board of Trustees approves a financing plan for an on-campus stadium that will open in 2007.

2005 NCAA FBS (8-5, 7-1) Coach: George O'Leary

9/1	at South Carolina (ESPN)	L	15-24	82,753
9/17	at USF (FSN FL)	L	14-31	45,139
9/24	Marshall *	W	23-13	22,217
10/1	at Louisiana	W	24-21	18,262
10/8	Memphis *	W	38-17	20,562
10/15	at Southern Miss *	L	31-52	28,366
10/21	Tulane *	W	34-24	15,009
10/29	at East Carolina *	W	30-20	34,410
11/5	Houston (i NET) *	W	31-29	32,635
11/12	at UAB (CBS C) *	W	27-21	12,199
11/19	at Rice *	W	31-28	8,267
12/3	Tulsa @ (ESPN)	L	27-44	51,978
12/24	vs. Nevada ^ (ESPN)	L	48-49(OT)	16,134

* Conference USA Game

@ Conference USA Championship Game

^ Sheraton Hawai'i Bowl

2006

• Prior to the season, Bright House Networks acquires the naming rights to the new stadium. UCF closes out its long tenure at the Citrus Bowl on Nov. 25, with a 31-22 Conference USA win over UAB. After a record-breaking season in which he recorded a school-best 90 receptions, wide receiver Mike Sims-Walker is selected by the Jacksonville Jaguars in the third round of the NFL Draft. Offensive lineman Cedric Gagne-Marcoux is picked eighth overall by the Hamilton Tiger-Cats in the Canadian Football League Draft.

2006 NCAA FBS (4-8, 3-5) Coach: George O'Leary

9/2	Villanova	W	35-16	29,398
9/9	at Florida (#7) (SUN)	L	0-42	90,210
9/16	USF (CBS C)	L	17-24	46,708
9/26	Southern Miss * (ESPN2)	L	14-19	23,540
10/4	at Marshall * (ESPN2)	W	23-22	27,572
10/13	Pitt (ESPN)	L	7-52	35,858
10/21	Rice *	L	29-40	30,307
10/28	at Houston * (CBS C)	L	31-51	13,242
11/4	East Carolina * (CBS C)	L	10-23	31,414
11/11	at Memphis * (CBS C)	W	26-24	20,611
11/18	at Tulane *	L	9-10	15,341
11/25	UAB * (CSS)	W	31-22	23,755

* Conference USA Game

2007

• The Knights play on campus for the first time, hosting No. 6 Texas in the inaugural game at Bright House Networks Stadium in front of 45,622 fans. The Knights complete the regular season with six-straight wins en route to defeating Tulsa in the C-USA Championship Game, earning a spot in the AutoZone Liberty Bowl. During the campaign, tailback Kevin Smith posts one of the finest seasons in NCAA history. He rushes for 2,567 yards, which ranks second all-time behind only Barry Sanders. Smith is the C-USA Co-Player of the Year and becomes the first player in UCF history to earn consensus All-America honors. Head coach George O'Leary is named the C-USA Coach of the Year and DL Keith Shologan is named to the *ESPN The Magazine* Academic All-America First Team. The Detroit Lions take Smith in the third round of the NFL Draft, while OL Josh Sitton (Green Bay Packers, fourth round) and TE Mike Merritt (Kansas City Chiefs, seventh round) are also selected. Shologan is picked by the Saskatchewan Roughriders with the fourth overall selection in the CFL Draft.

YEAR-BY-YEAR RESULTS



2007 NCAA FBS (10-4, 7-1) Coach: George O'Leary

9/1	at NC State (ESPN 360)	W	25-23	57,283
9/15	Texas (#6) (ESPN2)	L	32-35	45,622
9/22	Memphis * (CSS)	W	56-20	42,153
9/29	Louisiana	W	37-19	42,646
10/6	at East Carolina * (CBS C)	L	38-52	42,777
10/13	at USF (#5) (ESPNU)	L	12-64	65,948
10/20	Tulsa *	W	44-23	45,510
10/28	at Southern Miss * (ESPN)	W	34-17	27,103
11/3	Marshall * (CSS)	W	47-13	46,103
11/10	at UAB * (CBS C)	W	45-31	12,621
11/17	at SMU *	W	49-20	10,271
11/24	UTEP *	W	36-20	41,967
12/1	Tulsa @ (ESPN)	W	44-25	44,128
12/29	Mississippi State ^ (ESPN)	L	3-10	63,816

* Conference USA Game

@ Conference USA Championship Game

^ AutoZone Liberty Bowl

2008

• The Knights post a 4-8 record and 3-5 mark in league play, but see punt and kickoff returner Joe Burnett become a first-team All-America selection after breaking every major school and C-USA career punt return record. He finishes ranked 19th in NCAA history in career punt return yardage and is taken in the fifth round of the NFL Draft by Pittsburgh.

2008 NCAA FBS (4-8, 3-5) Coach: George O'Leary

8/30	South Carolina State	W	17-0	42,126
9/6	USF (#17) (ESPN2)	L	24-31(OT)	46,805
9/20	at Boston College (ESPNU)	L	7-34	41,267
9/27	at UTEP * (CBS C)	L	13-58	33,339
10/4	SMU * (CBS C)	W	31-17	43,147
10/11	at Miami (ESPNU)	L	14-20	40,011
10/26	at Tulsa * (#19) (ESPN)	L	19-49	30,000
11/2	East Carolina * (ESPN)	L	10-13(OT)	40,202
11/8	Southern Miss *	L	6-17	41,652
11/15	at Marshall * (CSS)	W	30-14	24,059
11/22	at Memphis *	W	28-21	18,836
11/29	UAB *	L	0-15	23,644

* Conference USA Game

2009

• The Knights win each of their last six C-USA games to go 8-5 and earn a spot in the St. Petersburg Bowl behind quarterback Brett Hodges who had transferred from Wake Forest for his senior year. The Black and Gold produces its first victory over a ranked team when it tops No. 13/12 Houston, 37-32. Bruce Miller is C-USA's Defensive Player of the Year and Josh Robinson is named a freshman All-American. Torell Troup is taken in the second round of the NFL Draft by the Buffalo Bills.

2009 NCAA FBS (8-5, 6-2) Coach: George O'Leary

9/5	Samford (BHSN)	W	28-24	38,719
9/12	at Southern Miss *	L	19-26	27,456
9/19	Buffalo (BHSN)	W	23-17	35,121
9/26	at East Carolina * (BHSN)	L	14-19	43,210
10/3	Memphis * (BHSN)	W	32-14	40,408
10/17	Miami (#9) (CBS C)	L	7-27	48,453
10/24	at Rice *	W	49-7	10,196
11/1	Marshall * (ESPN)	W	21-20	35,676
11/7	at Texas (#2) (FSN)	L	3-35	101,003
11/14	Houston * (#13/12) (CBS C)	W	37-32	36,776
11/21	Tulane * (BHSN)	W	49-0	31,390
11/28	at UAB *	W	34-27	13,381
12/19	vs. Rutgers ^ (ESPN)	L	24-45	29,763

* Conference USA Game

^ St. Petersburg Bowl

2010

• UCF's trophy case fills up due to the Knights having one of their most successful seasons in school history. The Black and Gold wins the Conference USA Championship while Bruce Miller is the C-USA Defensive Player of the Year, Jeff Godfrey earns the C-USA Freshman of the Year award and George O'Leary picks up another C-USA Coach of the Year honor. The season culminates in a 10-6 win over Georgia in the AutoZone Liberty Bowl, UCF's first bowl game victory. During the season, the Knights receive their first national ranking, placing No. 23 in the USA Today Top 25 and No. 25 in the Associated Press Poll Nov. 7. UCF eventually finishes No. 20 and No. 21, respectively. On NFL Draft day, Jah Reid is selected by the Baltimore Ravens in the third round, and Miller hears his name called in the seventh round by the San Francisco 49ers.

2010 NCAA FBS (11-3, 7-1) Coach: George O'Leary

9/4	South Dakota	W	38-7	34,373
9/11	NC State (CBS C)	L	21-28	43,020
9/18	at Buffalo (BHSN)	W	24-10	14,312
9/25	at Kansas State (FSN)	L	13-17	50,586
10/6	UAB * (ESPN)	W	42-7	40,281
10/13	at Marshall * (ESPN)	W	35-14	23,601
10/23	Rice * (BHSN)	W	41-14	38,151
10/30	East Carolina * (BHSN)	W	49-35	40,073
11/5	at Houston * (ESPN2)	W	40-33	32,008
11/13	Southern Miss * (CBS C)	L	21-31	40,358
11/20	at Tulane *	W	61-14	19,069
11/27	at Memphis * (CSS/BHSN)	W	37-17	14,992
12/4	SMU @ (ESPN2)	W	17-7	41,045
12/31	vs. Georgia ^ (ESPN)	W	10-6	51,231

* Conference USA Game

@ Conference USA Championship Game

^ AutoZone Liberty Bowl

2011

• With a 5-1 record at home, UCF closes out 2011 with a 5-7 overall mark while going 3-5 in Conference USA. Of its seven losses, six come by seven points or less. The Knights have six selections to the C-USA All-Freshman Team, the most by any school since 2008. That is highlighted by kick returner Rannell Hall who is the lone freshman in the entire league to grab a spot on the All-C-USA First Team. After the season, Josh Robinson is taken by Minnesota in the NFL Draft's third round, and the Knights accept an invitation to join the BIG EAST Conference (American Athletic Conference created in

YEAR-BY-YEAR RESULTS



2013) Dec. 7 and conduct an official press conference one day later at Bright House Networks Stadium. UCF is slated to begin play in the league during the 2013-14 academic year.

2011 NCAA FBS (5-7, 3-5) Coach: George O'Leary

9/3	Charleston So. (BHSN)	W	62-0	39,752
9/10	Boston College (CBS SN)	W	30-3	45,671
9/17	at FIU (ESPN3)	L	10-17	20,205
9/23	at BYU (ESPN)	L	17-24	59,874
10/8	Marshall * (BHSN)	W	16-6	24,750
10/15	at SMU * (FSN)	L	17-38	22,932
10/20	at UAB * (CSS)	L	24-26	8,872
10/29	Memphis * (BHSN)	W	41-0	37,683
11/3	Tulsa * (CBS SN)	L	17-24	36,712
11/12	at USM * (#25/23) (CBS SN)	L	29-30	32,925
11/19	at East Carolina * (FSN)	L	31-38	50,277
11/25	UTEP * (CBS SN)	W	31-14	21,127

* Conference USA Game

2012

• In its eighth and final season in C-USA, UCF earns its fourth division title and second-straight bowl victory when it takes down Ball State in the Beef 'O' Brady's Bowl for a 10-4 overall record. The Knights lead the league with six players on the All-C-USA First Team, while the seniors set the school mark with 34 victories from 2009-12. Kick returner Quincy McDuffie receives his second-career All-America honor, and is voted as the C-USA Special Teams Player of the Year, while safety Kemal Ishmael is the C-USA Defensive Player of the Year. Latavius Murray's name is called in the sixth round by Oakland in the NFL Draft, and Ishmael is taken by Atlanta in the seventh round.

2012 NCAA FBS (10-4, 7-1) Coach: George O'Leary

8/30	at Akron (ESPN3)	W	56-14	12,616
9/8	at Ohio State (#14) (ESPN2)	L	16-31	104,745
9/15	FIU (CSS)	W	33-20	40,478
9/29	Missouri (FSN)	L	16-21	35,835
10/4	East Carolina * (CBS SN)	W	40-20	32,181
10/13	Southern Miss * (CBS SN)	W	38-31(2OT)	34,514
10/20	at Memphis * (CSS)	W	35-17	22,106
10/27	at Marshall * (CBS SN)	W	54-17	22,563
11/3	SMU * (CBS SN)	W	42-17	36,036
11/10	at UTEP * (FOX College)	W	31-24	25,483
11/17	at Tulsa * (FSN)	L	21-23	19,725
11/24	UAB * (FSN)	W	49-24	28,602
12/1	at Tulsa @ (ESPN2)	L	27-33(OT)	17,635
12/21	vs. Ball State ^ (ESPN)	W	38-17	21,759

* Conference USA Game

@ Conference USA Championship Game

^ Beef 'O' Brady's Bowl

2013

• UCF introduces itself to the American Athletic Conference by going undefeated (8-0) in league play to claim the conference's inaugural title. Earning a berth in the Tostitos Fiesta Bowl, the Knights ignore their role as the underdog and topple Baylor to finish 12-1 on the season, one in which included seven victories by seven points or less. The "Year of Firsts" was highlighted by: first wins over Big Ten and Big 12 teams, first top-15 ranking, first top-10 ranking (finished No. 10 in the AP Poll), first BCS bowl berth and victory, first 12-win sea-

son, first time going undefeated on the road and first two victories over top-10 teams. Head coach George O'Leary picks up The American's Coach of the Year award and quarterback Blake Bortles receives The American's Offensive Player of the Year honors. In all, six Knights are named to The American's First Team. Bortles and running back Storm Johnson declare for the NFL Draft, with Bortles becoming the highest selection in UCF history when he was picked third overall by the Jacksonville Jaguars. Johnson also heard his name called by the Jaguars as he was taken in the seventh round.

2013 NCAA FBS (12-1, 8-0) Coach: George O'Leary

8/29	Akron (ESPN3)	W	38-7	35,115
9/6	at FIU (CBS SN)	W	38-0	15,823
9/14	at Penn State (Big Ten)	W	34-31	92,855
9/28	South Carolina (ABC)	L	25-28	47,605
10/5	at Memphis * (ESPN3)	W	24-17	30,274
10/18	at Louisville * (#8/6) (ESPN)	W	38-35	55,215
10/26	UConn * (ESPN Reg.)	W	62-17	37,924
11/9	Houston * (ESPN2)	W	19-14	44,665
11/16	at Temple * (ESPN Reg.)	W	39-36	20,174
11/21	Rutgers * (ESPN)	W	41-17	41,244
11/29	USF * (ESPN)	W	23-20	45,952
12/7	at SMU * (ESPN)	W	17-13	12,589
1/1	vs. Baylor ^ (#6/5) (ESPN)	W	52-42	65,172

* American Athletic Conference Game

^ Tostitos Fiesta Bowl

2014

• Hoisting the American Athletic Conference trophy for the second straight year, UCF clinched back-to-back titles with a thrilling Hail Mary touchdown on the game's final play at East Carolina for a 7-1 league mark. The season started with the Knights' first international trip, serving as the host institution for the Croke Park Classic in Dublin, Ireland. A total of five Knights received All-AAC First Team status in 2014, including cornerback Jacoby Glenn who was voted as The American Co-Defensive Player of the Year. He also would grab a spot on the Associated Press All-America Second Team. Breshad Perriman hears his name called in the first round (26th pick) of the NFL Draft by Baltimore, while Clayton Geathers is selected by Indianapolis in the fourth round. It marks the first time UCF has had a first-round pick in consecutive seasons. After the draft, nine more Knights sign free-agent deals with NFL organizations.

2014 NCAA FBS (9-4, 7-1) Coach: George O'Leary

8/30	vs. Penn State + (ESPN2)	L	24-26	53,304
9/13	at Missouri (#20/22) (SEC)	L	10-38	60,348
9/20	Bethune-Cookman (ESPN3)	W	41-7	44,510
10/2	at Houston * (ESPN)	W	17-12	26,685
10/9	BYU (ESPN)	W	31-24(OT)	41,547
10/18	Tulane * (ESPNU)	W	20-13	35,015
10/25	Temple * (CBS SN)	W	34-14	39,554
11/1	at UConn * (CBS SN)	L	29-37	28,751
11/14	Tulsa * (ESPN2)	W	31-7	35,323
11/22	SMU * (ESPNews)	W	53-7	30,920
11/28	at USF * (ESPN2)	W	16-0	36,963
12/4	at East Carolina * (ESPN)	W	32-30	41,259
12/26	vs. NC State ^ (ESPN)	L	27-34	26,675

* American Athletic Conference Game

+ Croke Park Classic, Dublin, Ireland

^ Biticon St. Petersburg Bowl

YEAR-BY-YEAR RESULTS



2015

• In his 12th season at the helm of the UCF program George O'Leary announces his retirement on Oct. 25. He finishes with an 81-68 overall record with the Black and Gold. Quarterbacks coach Danny Barrett takes over as the interim head coach for the final four games of 2015. During the year, UCF has 21 former Knights appear on NFL rosters with a total of 20 players ending the regular season with NFL clubs. UCF leads all Group of Five schools, and ranks ahead of 25 Power Five schools, with the most players on NFL rosters.

2015 NCAA FBS (0-12, 0-8) Coaches: George O'Leary (first eight games), Danny Barrett (last four games)

9/3	FIU (CBS SN)	L	14-15	39,184
9/12	at Stanford (FS1)	L	7-31	50,420
9/19	Furman (ESPN3)	L	15-16	36,484
9/26	at South Carolina (ESPN)	L	14-31	78,411
10/3	at Tulane * (ESPNews)	L	31-45	20,024
10/10	UConn * (ESPNews)	L	13-40	26,669
10/17	at Temple * (CBS SN)	L	14-30	31,372
10/24	Houston * (#21/22) (ESPNews)	L	10-59	28,350
10/31	at Cincinnati * (ESPNews)	L	7-52	30,131
11/7	at Tulsa * (ESPNews)	L	30-45	16,128
11/19	East Carolina * (ESPN)	L	7-44	23,734
11/26	USF * (ESPN)	L	3-44	25,967

* American Athletic Conference Game

2016

• The first year of the Scott Frost era at UCF saw the former Oregon offensive coordinator take the Knights from 0-12 to a bowl game, finishing 6-7 on the year. One of the top turn-arounds in the nation, Frost's Knights were the first team to go from winless to a bowl game since UCF did it from 2004 to 2005. Linebacker Shaquem Griffin burst onto the scene in Frost's defensive system, earning First Team All-Conference and American Athletic Conference Defensive Player of the Year honors. Four Knights were honored by The American in all as Shaquill Griffin and Jamiyus Pittman earned Second Team honors and Drico Johnson was named an Honorable Mention. Shaquill went on to be selected in the third round of the NFL Draft, while five members of the UCF defensive back field signed NFL contracts (Johnson, D.J. Killings, T.J. Mutcherson, Jeremy Boykins).

2016 NCAA FBS (6-7, 4-4) Coach: Scott Frost

9/3	South Carolina State (ESPN3)	W	38-0	36,260
9/10	at Michigan (ABC)	L	14-51	109,295
9/17	Maryland (CBS SN)	L	24-30 (OT)	43,197
9/24	at FIU (beIN)	W	53-14	18,524
10/1	at East Carolina * (CBS SN)	W	47-29	46,042
10/15	Temple * (ESPNU)	L	25-26	38,299
10/22	at UConn * (ESPNews)	W	24-16	28,008
10/29	at Houston * (#24) (ESPNU)	L	24-31	35,846
11/5	Tulane * (ESPN3)	W	37-6	31,571
11/12	Cincinnati * (ESPNU)	W	24-3	30,346
11/19	Tulsa * (ESPNews)	L	20-35	35,141
11/26	at USF * (CBS SN)	L	31-48	36,056
12/17	vs. Arkansas State ^ (CBS SN)	L	13-31	27,213

* American Athletic Conference Game


^ AutoNation Cure Bowl

HOMECOMING GAMES

(All-Time Homecoming Record: 25-12)

11/8/80	Albany	L	27-28	14,022
11/7/81	Hampden-Sydney	W	17-0	8,391
10/30/82	West Georgia	L	7-41	9,257
10/1/83	Valdosta State	W	20-0	12,777
10/27/84	Austin Peay	L	21-24	12,225
10/26/85	Stephen F. Austin	L	24-59	11,263
10/25/86	Wofford	L	28-31	23,760
10/24/87	N.W. Missouri St.	W	45-3	15,208
10/15/88	S. Conn. St.	W	24-16	22,439
10/28/89	Liberty	W	33-30	15,095
11/10/90	Slippery Rock	W	24-21	16,208
11/2/91	Savannah State	L	31-33	13,188
11/7/92	Buffalo	W	63-21	9,067
10/16/93	Western Illinois	W	35-17	12,857
10/22/94	Troy	L	38-39	27,003
11/4/95	Bethune-Cookman	W	38-7	16,002
11/2/96	Illinois State	W	42-15	17,639
11/15/97	Eastern Michigan	W	27-10	39,433
11/14/98	Ball State	W	37-14	31,412
10/30/99	Eastern Michigan	W	31-6	27,845
10/21/00	ULM	W	55-0	25,093
10/20/01	ULM	W	38-6	23,001
10/26/02	Akron	W	28-17	19,799
10/25/03	Central Michigan	W	31-13	20,523
11/6/04	Ohio	L	16-17 (OT)	20,498
11/5/05	Houston	W	31-29	32,635
11/4/06	East Carolina	L	10-23	31,414
11/3/07	Marshall	W	47-13	46,103
11/8/08	Southern Miss	L	6-17	41,652
11/14/09	Houston	W	37-32	36,776
10/23/10	Rice	W	41-14	38,151
10/29/11	Memphis	W	41-0	37,683
11/3/12	SMU	W	42-17	36,036
11/9/13	Houston	W	19-14	44,665
10/25/14	Temple	W	34-14	39,554
10/17/15	Houston	L	10-59	28,350
10/15/16	Temple	L	25-26	38,299

COACHING BREAKDOWN




Don Jonas
Three Seasons
 1979-81
 Overall: 14-12-1 (.537)
 Home: 11-6-1 (.639)
 Away: 3-6 (.333)



Sam Weir
One Season
 1982
 Overall: 0-10 (.000)
 Home: 0-6 (.000)
 Away: 0-4# (.000)



Lou Saban
One-Plus Seasons
 1983-84
 Overall: 6-12 (.333)
 Home: 3-6 (.333)
 Away: 3-6 (.333)



Jerry Anderson
Four Games
 1984
 Overall: 1-3 (.250)
 Home: 1-1 (.500)
 Away: 0-2 (.000)



Gene McDowell
13 Seasons
 1985-97
 Overall: 86-61 (.585)
 Home: 67-21 (.761)
 Away: 19-40 (.322)



Mike Kruczek
Five-Plus Seasons
 1998-03
 Overall: 36-30 (.545)
 Home: 24-6 (.800)
 Away: 12-24 (.333)



Alan Gooch
Two Games
 2003
 Overall: 0-2 (.000)
 Home: 0-2 (.000)
 Away: 0-0 (.000)



George O'Leary
11-Plus Seasons
 2004-15
 Overall: 81-68 (.544)
 Home: 46-24 (.657)
 Away: 35-44# (.443)



Danny Barrett
Four Games
 2015
 Overall: 0-4 (.000)
 Home: 0-2 (.000)
 Away: 0-2 (.000)



Scott Frost
One Season
 2016
 Overall: 6-7 (.462)
 Home: 3-3 (.500)
 Away: 3-4# (.429)

Overall Totals

Totals38 years; 440 games
 Overall:230-209-1 (.524)

Home:155-77-1 (.668)
 Away:75-132# (.362)
 # neutral site games included



Year-By-Year Results



Year	Head Coach	Division	Record	Conference Record	Conference Finish	Postseason
1979	Don Jonas	NCAA III	6-2			
1980	Don Jonas	NCAA III	4-4-1			
1981	Don Jonas	NCAA III	4-6			
1982	Sam Weir !	NCAA II	0-10			
1983	Lou Saban	NCAA II	5-6			
1984	Lou Saban*	NCAA II	1-6			
1984	Jerry Anderson !	NCAA II	1-3			
1985	Gene McDowell	NCAA II	4-7			
1986	Gene McDowell	NCAA II	6-5			
1987	Gene McDowell	NCAA II	9-4			NCAA Division II Playoffs
1988	Gene McDowell	NCAA II	6-5			
1989	Gene McDowell	NCAA II	7-3			
1990	Gene McDowell	FCS	10-4			NCAA FCS Playoffs
1991	Gene McDowell	FCS	6-5			
1992	Gene McDowell	FCS	6-4			
1993	Gene McDowell	FCS	9-3			NCAA FCS Playoffs
1994	Gene McDowell	FCS	7-4			
1995	Gene McDowell	FCS	6-5			
1996	Gene McDowell	FBS	5-6			
1997	Gene McDowell	FBS	5-6			
1998	Mike Kruczek	FBS	9-2			
1999	Mike Kruczek	FBS	4-7			
2000	Mike Kruczek	FBS	7-4			
2001	Mike Kruczek	FBS	6-5			
2002	Mike Kruczek	FBS	7-5	6-2 (MAC)	2nd - East Division	
2003	Mike Kruczek #	FBS	3-7	2-4 (MAC)		
2003	Alan Gooch !	FBS	0-2	0-2 (MAC)	5th - East Division	
2004	George O'Leary	FBS	0-11	0-8 (MAC)	7th - East Division	
2005	George O'Leary	FBS	8-5	7-1 (C-USA)	1st - East Division	Sheraton Hawaii Bowl
2006	George O'Leary	FBS	4-8	3-5 (C-USA)	4th - East Division	
2007	George O'Leary	FBS	10-4	7-1 (C-USA)	1st - East Division \$	AutoZone Liberty Bowl
2008	George O'Leary	FBS	4-8	3-5 (C-USA)	T-4th - East Division	
2009	George O'Leary	FBS	8-5	6-2 (C-USA)	2nd - East Division	St. Petersburg Bowl
2010	George O'Leary	FBS	11-3	7-1 (C-USA)	1st - East Division \$	AutoZone Liberty Bowl
2011	George O'Leary	FBS	5-7	3-5 (C-USA)	T-4th - East Division	
2012	George O'Leary	FBS	10-4	7-1 (C-USA)	T-1st - East Division	Beef 'O' Brady's Bowl
2013	George O'Leary	FBS	12-1	8-0 (American)	1st \$	Tostitos Fiesta Bowl
2014	George O'Leary	FBS	9-4	7-1 (American)	T-1st \$	Bitcoin St. Petersburg Bowl
2015	George O'Leary &	FBS	0-8	0-4 (American)		
2015	Danny Barrett !	FBS	0-4	0-4 (American)	6th - East Division	
2016	Scott Frost	FBS	6-7	4-4 (American)	3rd - East Division	AutoNation Cure Bowl

Totals 38 Years 230-209-1

- * Resigned before the season ended
- # Relieved of coaching duties before season's end
- & Retired before the season ended
- ! Interim coach
- \$ Conference champions



SERIES RESULTS

10/23/04* L 43-7

Michigan (0-1)
9/10/16* L 51-14

Middle Tennessee (1-0)
11/13/99* W 39-14

Miles (1-0-1)
10/4/80 T 11-11
10/3/81 W 6-0

Millersville (1-1)
11/14/81 L 27-9
11/16/91 W 52-6

Millsaps (1-1)
9/27/80 L 8-7
9/26/81* W 13-6

Mississippi (0-1)
8/30/97* L 24-23 (OT)

Mississippi State (0-2)
10/25/97* L 35-28
12/29/07^ L 10-3

Missouri (0-2)
9/29/12 L 21-16
9/13/14* L 38-10

Morehouse (1-0)
11/17/79 W 14-7

Morningside (1-0)
11/21/87 W 24-7

Murray State (1-0)
10/4/86 W 38-25

Nebraska (0-1)
9/13/97* L 38-24

Nevada (0-1)
12/24/05^ L 49-48 (OT)

New Haven (0-1)
10/8/88 L 31-23

New Mexico (1-1)
9/14/96* L 17-7
11/21/98 W 38-6

Newberry (1-0)
9/23/89 W 30-3

Nicholls State (2-2)
10/23/82* L 60-10
11/12/83 L 37-14
10/17/92 W 42-18
10/16/99 W 28-0

North Alabama (2-2)
10/18/80* L 28-3
9/24/83 L 47-20
10/1/88 W 35-33
9/30/89* W 17-16

NC State (1-2)
9/2/07* W 25-23
9/11/10 L 28-21
12/26/14^ (Fri.) L 34-27

Northern Illinois (1-2)
10/10/98 W 38-17
10/7/00* L 40-20
10/9/04 L 40-38

Northwestern State (1-0)
9/9/00 W 19-7

Northwest Missouri State (1-0)
10/24/87 W 45-3

Ohio (1-2)
11/30/02 W 42-32
10/11/03* L 28-0
11/6/04 L 17-16 (OT)

Ohio State (0-1)
9/8/12* L 31-16

Penn State (1-3)
8/31/02* L 27-24
9/18/04* L 37-13
9/14/13* W 34-31
8/30/14 (Ireland) L 26-24

Pitt (0-1)
10/13/06 (Fri.) L 52-7

Presbyterian (0-2)
10/27/79* L 48-0
9/12/81 L 3-0

Purdue (0-2)
9/19/98* L 35-7
9/4/99 L 47-13

Rice (3-1)
11/19/05* W 31-28
10/21/06 L 40-29
10/24/09* W 49-7
10/23/10 W 41-14

Richmond (0-1)
10/15/83* L 31-26

Rutgers (1-1)
12/19/09^ L 45-24
11/21/13 (Thur.) W 41-17

Samford (8-3)
11/30/85 W 35-14
11/15/86 W 66-7
10/6/90* W 37-16
10/12/91 L 13-6
11/21/92* L 20-13
10/9/93 W 48-17
10/8/94* L 36-35
10/7/95 W 41-14
10/12/96 W 38-6
10/11/97 W 52-7
9/05/09 W 28-24

Savannah State (3-2)
10/11/80* L 44-0
10/10/81 W 47-13
11/23/85 W 31-7
10/10/87 W 36-26
11/2/91 L 33-31

Slippery Rock (1-0)
11/10/90 W 24-21

University of the South (1-0)
11/10/79 W 24-0

South Carolina (0-5)
9/7/96* L 33-14
9/6/97* L 33-31
9/1/05* (Thur.) L 24-15
9/28/13 L 28-25
9/26/15* L 31-14

South Carolina State (2-0)
8/31/08 W 17-0
9/3/16 W 38-0

South Dakota (1-0)
9/4/10 W 38-7

South Florida (2-6)
9/17/05* L 31-14
9/16/06 L 24-17
10/13/07* L 64-12
9/6/08 L 31-24 (OT)
11/29/13 (Fri.) W 23-20
11/28/14* (Fri.) W 16-0
11/26/15 (Thur.) L 44-3
11/26/16* L 48-31

Southeastern Louisiana (1-2)
9/18/82 L 24-14
9/17/83* L 58-24
9/13/85 (Fri.) W 27-21

So. Connecticut State (1-0)
10/15/88 W 24-16

Southern Illinois (1-0)
10/27/90 W 49-14

SMU (6-1)
11/17/07* W 49-20
10/4/08 W 31-17
12/4/10 S W 17-7
10/15/11* L 38-17
11/3/12 W 42-17
12/7/13* W 17-13
11/22/14 W 53-7

Southern Miss (2-6)
10/15/05* L 52-31
9/26/06 (Tue.) L 19-14
10/28/07* (Sun.) W 34-17
11/8/08 L 17-6
9/12/09* L 26-19
11/13/10 L 31-21
11/12/11* L 30-29
10/13/12 W 38-31 (2OT)

St. Leo (2-0)
9/22/79* W 21-0
9/20/80 W 55-0

Stanford (0-1)
9/12/15* L 31-7

Stephen F. Austin (0-1)
10/26/85 L 59-24

Syracuse (0-3)
9/8/01* L 21-10
11/2/02 L 38-35
9/20/03* L 38-14

Temple (2-2)
11/16/13* W 39-36
10/25/14 W 34-14
10/17/15* L 30-16
10/15/16 L 26-25

Texas (0-2)
9/15/07 L 35-32
11/07/09* L 35-3

Texas Southern (2-0)
11/18/89 W 49-12
11/17/90 W 63-6

Texas State (0-2)
9/29/84* L 39-13
10/5/85 L 48-12

Toledo (2-1)
11/22/97 W 34-17
10/4/98* W 31-24
10/19/02 L 27-24

Troy (3-6)
12/5/87 L 31-10
9/17/88 W 26-18
9/16/89* L 20-6
9/1/90 W 16-10
8/3/91 W 21-10
9/19/92 L 20-16
10/30/93* L 29-15
10/22/94 L 39-38
11/11/95 L 28-17

Tulane (6-2)
9/22/01* W 36-29
10/21/05 (Fri.) W 34-24
11/18/06* L 10-9
11/21/09 W 49-0
11/20/10* W 61-14
10/18/14 W 20-13
10/3/15* L 45-31
11/5/16 W 37-6

Tulsa (3-7)
12/3/05 S L 44-27
10/20/07 W 44-23
12/1/07 S W 44-25
10/26/08* (Sun.) L 49-19
11/3/11 (Thur.) L 24-11
11/17/12* L 23-11
12/1/12* S L 33-27 (OT)
11/14/14 (Fri.) W 31-7
11/7/15* L 45-30
11/19/16 L 35-20

UAB (7-2)

11/9/96* W 35-13
10/6/01 W 24-7
11/12/05* W 27-21
11/25/06 W 31-22
11/10/07* W 34-17
11/29/08 L 15-0
11/28/09* W 34-27
10/6/10 (Wed.) W 42-7
10/20/11* (Thur.) L 26-24

Utah State (0-1)
10/27/01 L 30-27

UTEP (3-1)
11/24/07 W 36-20
9/27/08* L 58-13
11/25/11 (Fri.) W 31-14
11/10/12* W 31-24

Valdosta State (5-3)
10/27/82* L 13-7
10/1/83 W 20-0
9/20/86 W 10-7
10/22/88* L 48-19
9/7/89 W 35-14
9/14/91* W 12-0
9/11/93 W 35-30
9/10/94 L 31-14

VMI (1-1)
9/25/82* L 69-0
11/1/86* W 38-9

Villanova (1-0)
9/2/06 W 35-16

Virginia Tech (0-3)
11/11/00 L 44-21
9/29/01* L 46-14
8/31/03* (Sun.) L 49-28

West Georgia (3-2)
10/31/81* L 20-6
10/30/82 L 41-7
9/13/86 W 34-21
10/17/87 W 52-14
9/10/88 W 33-14

West Virginia (0-2)
11/1/03* L 36-18
9/11/04 L 45-20

Western Kentucky (2-2)
9/22/84* W 35-34
10/12/85 L 47-17
10/24/92* L 50-36
9/24/94 W 59-45

Western Michigan (1-0)
10/12/02* W 31-27

Western Illinois (2-0)
9/26/92* W 35-22
10/16/93 W 35-17

Wichita State (0-1)
10/11/86* L 9-6

William & Mary (3-0)
12/1/90 W 52-38
8/29/96 (Thur.) W 39-33
9/23/00 W 52-7

Wisconsin (0-1)
9/4/04* L 34-6

Wofford (0-1)
10/25/86 L 31-28

Yale (1-0)
10/2/93 W 42-28

Youngstown State (2-1)
11/24/90* W 20-17
11/27/93* L 56-30
10/31/98 W 44-32

*Away game
^ Bowl

\$ League Title Game

RECORD VS. OPPONENTS



	W	L	T	PF	PA	FIRST	LAST
Akron	4	5	0	286	200	1984	2013
Alabama	1	0	0	40	38	2000	2000
Albany	0	1	0	27	28	1980	1980
Alabama A&M	0	2	0	25	54	1981	1982
Arizona State	0	1	0	13	46	2002	2002
Arkansas	0	1	0	20	27	2001	2001
Arkansas State	1	1	0	44	51	1991	2016
Auburn	0	3	0	30	79	1997	1999
Austin Peay	1	1	0	31	31	1983	1984
Ball State	2	2	0	102	82	1996	2012
Baylor	1	0	0	52	42	2013	2013
Bethune-Cookman	11	5	0	474	305	1981	2014
Boston College	1	1	0	37	37	2008	2011
Bowling Green	2	1	0	95	83	1996	1999
Buffalo	7	1	0	284	134	1992	2010
BYU	1	1	0	48	48	2011	2014
Carson-Newman	2	2	0	87	122	1980	1995
Catawba	1	0	0	14	12	1980	1980
Central Michigan	1	0	0	31	13	2003	2003
Charleston Southern	1	0	0	62	0	2011	2011
Cincinnati	1	1	0	31	55	2015	2016
Clemson	0	1	0	13	21	2001	2001
Connecticut	2	2	0	128	110	2013	2016
East Carolina	5	10	0	363	443	1991	2016
Eastern Illinois	2	0	0	79	21	1998	1999
Eastern Kentucky	3	7	0	221	267	1982	2000
Eastern Michigan	3	1	0	102	45	1997	2003
Elizabeth City	1	1	0	46	21	1980	1983
Elon	1	0	0	34	10	1987	1987
Emory & Henry	1	1	0	32	42	1979	1980
East Tennessee State	2	0	0	57	17	1988	1989
Florida	0	2	0	27	100	1999	2006
Florida A&M	0	1	0	14	19	1987	1987
Florida Atlantic	1	0	0	33	29	2003	2003
Florida International	3	2	0	148	66	2011	2016
Florida State	0	1	0	14	46	1995	1995
Fort Benning	1	0	0	7	6	1979	1979
Fort Lauderdale	1	0	0	14	0	1979	1979
Fort Lewis	1	0	0	59	28	1983	1983
Furman	0	2	0	21	58	1984	2015
Gardner-Webb	1	0	0	71	21	1992	1992
Georgia	1	1	0	33	30	1999	2010
Georgia Southern	1	10	0	207	353	1982	1991
Georgia Tech	0	3	0	47	89	1996	2000
Grand Valley State	1	0	0	67	3	1987	1987
Hampden-Sydney	1	0	0	17	0	1981	1981
Hawaii	0	1	0	14	46	1995	1995
Houston	5	3	0	209	261	2005	2016
Idaho	1	0	0	41	10	1997	1997
Illinois State	3	1	0	118	113	1984	1996
Indiana (Pa.)	1	0	0	12	10	1987	1987
Indiana State	0	1	0	0	38	1984	1984
James Madison	1	1	0	72	86	1991	1992
Kansas State	0	1	0	13	17	2010	2010
Kent State	2	2	0	131	126	1997	2004
Kentucky State	1	0	0	49	0	1990	1990
Liberty	8	3	0	390	205	1987	2002
Louisiana	4	0	0	134	50	1998	2007
Louisiana-Monroe	4	3	0	260	169	1984	2001
Louisiana Tech	3	1	0	157	108	1993	2000
Louisville	1	1	0	59	77	1985	2013
Maine	2	0	0	65	23	1994	1995
Marshall	8	3	0	280	176	2002	2012
Maryland	0	1	0	24	30	2016	2016
Maryville	1	0	0	10	7	1979	1979
McNeese State	1	1	0	29	52	1993	1995
Memphis	9	1	0	345	184	1990	2013
Miami (Fla.)	0	2	0	21	47	2008	2009
Miami (Ohio)	1	2	0	76	130	2002	2004
Michigan	0	1	0	14	51	2016	2016
Middle Tennessee	1	0	0	39	14	1999	1999
Miles	1	0	1	17	11	1980	1981

	W	L	T	PF	PA	FIRST	LAST
Millersville	1	1	0	61	33	1981	1991
Millsaps	1	1	0	20	14	1980	1981
Mississippi	0	1	0	23	24	1997	1997
Mississippi State	0	2	0	31	45	1997	2007
Missouri	0	2	0	26	59	2012	2014
Morehouse	1	0	0	14	7	1979	1979
Morningside	1	0	0	24	7	1987	1987
Murray State	1	0	0	38	25	1986	1986
Nebraska	0	1	0	24	38	1997	1997
Nevada	0	1	0	48	49	2005	2005
New Haven	0	1	0	23	31	1988	1988
New Mexico	1	1	0	45	23	1996	1998
Newberry	1	0	0	30	3	1989	1989
Nicholls State	2	2	0	94	115	1982	1999
North Alabama	2	2	0	75	124	1980	1989
NC State	1	2	0	73	85	2007	2014
Northern Illinois	1	2	0	96	97	1998	2004
NW Missouri State	1	0	0	45	3	1987	1987
Northwestern State	1	0	0	19	7	2000	2000
Ohio	1	2	0	58	77	2002	2004
Ohio State	0	1	0	16	31	2012	2012
Penn State	1	3	0	95	121	2002	2014
Pitt	0	1	0	7	52	2006	2006
Presbyterian	0	2	0	0	14	1979	1981
Purdue	0	2	0	20	82	1998	1999
Rice	3	1	0	158	82	2005	2010
Richmond	0	1	0	26	31	1983	1983
Rutgers	1	1	0	65	62	2009	2013
Samford	8	3	0	381	160	1985	2009
Savannah State	3	2	0	145	123	1980	1991
Slippery Rock	1	0	0	24	21	1990	1990
Univ. of the South	1	0	0	24	0	1979	1979
South Carolina	0	5	0	99	149	1996	2015
South Carolina State	2	0	0	55	0	2008	2016
South Dakota	1	0	0	38	7	2010	2010
South Florida	2	6	0	140	262	2005	2016
SE Louisiana	1	2	0	65	108	1982	1985
Southern Conn. State	1	0	0	24	16	1988	1988
Southern Illinois	1	0	0	49	14	1990	1990
SMU	6	1	0	226	119	2007	2014
Southern Miss	2	6	0	192	213	2005	2012
St. Leo	2	0	0	76	0	1979	1980
Stanford	0	1	0	7	31	2015	2015
Stephen F. Austin	0	1	0	24	59	1985	1985
Syracuse	0	3	0	59	97	2001	2003
Temple	2	2	0	114	106	2013	2016
Texas	0	2	0	35	70	2007	2009
Texas Southern	2	0	0	112	18	1989	1990
Texas State	0	2	0	25	87	1984	1985
Toledo	2	1	0	89	68	1997	2002
Troy	3	6	0	201	234	1987	2001
Tulane	6	2	0	277	141	2001	2016
Tulsa	3	7	0	280	308	2005	2016
UAB	8	2	0	300	159	1996	2012
Utah State	0	1	0	27	30	2001	2001
UTEP	3	1	0	111	116	2007	2012
Valdosta State	5	3	0	152	143	1982	1994
Villanova	1	0	0	35	16	2006	2006
VMI	1	1	0	38	78	1982	1986
Virginia Tech	0	3	0	63	136	2000	2003
West Georgia	3	2	0	132	110	1981	1988
West Virginia	0	2	0	38	81	2003	2004
Western Kentucky	2	2	0	147	176	1984	1994
Western Illinois	2	0	0	70	39	1992	1993
Western Michigan	1	0	0	31	27	2002	2002
Wichita State	0	1	0	6	9	1986	1986
William & Mary	3	0	0	143	78	1990	2000
Wisconsin	0	1	0	6	34	2004	2004
Wofford	0	1	0	28	31	1986	1986
Yale	1	0	0	42	28	1993	1993
Youngstown State	2	1	0	94	67	1990	1998

YEAR-BY-YEAR LEADERS



RUSHING Yards/Carries

1979... Mike Stapp	444/131
1980... Mike Stapp	319/94
1981... John Muldoon	396/88
1982... Raul Perez	105/31
1983... Elgin Davis	786/156
1984... Robert Ector	514/110
1985... Aaron Sam	545/128
1986... Aaron Sam	648/108
1987... Mark Giacone	510/117
1988... Gil Barnes	471/119
1989... Mark Giacone	410/90
1990... Mark Giacone	923/167
1991... Willie English	1,338/236
1992... Gerod Davis	1,154/183
1993... Willie English	848/165
1994... Marquette Smith	1,058/194
1995... Marquette Smith	1,566/274
1996... Mike Grant	339/90
1997... Mike Grant	565/132
1998... Mike Grant	503/110
1999... Edward Mack	461/86
2000... Corey Baker	417/91
2001... Alex Haynes	690/140
2002... Alex Haynes	1,038/204
2003... Alex Haynes	774/183
2004... Alex Haynes	854/215
2005... Kevin Smith	1,178/249
2006... Kevin Smith	934/206
2007... Kevin Smith	2,567/450
2008... Brynn Harvey	519/125
2009... Brynn Harvey	1,109/261
2010... Ronnie Weaver	890/186
2011... Brynn Harvey	574/126
2012... Latavius Murray	1,106/198
2013... Storm Johnson	1,139/213
2014... William Stanback	697/189
2015... C.J. Jones	339/93
2016... Jawon Hamilton	495/139

RUSHING TOUCHDOWNS TDs

1979... Mike Cullison	3
1980... Mike Cullison, Turner Davis	2
1981... John Muldoon, Vincent Lewis	2
1982... Dana Thyhsen	2
1983... Elgin Davis	9
1984... Elgin Davis	2
1985... Aaron Sam	6
1986... Elgin Davis	7
1987... Robert Ector	7
1988... Gil Barnes	8
1989... Willie English	5
1990... Willie English	13
1991... Willie English	13
1992... Gerod Davis	10
1993... Willie English	9
1994... Darin Hinshaw	7
1995... Marquette Smith	14
1996... Mike Huff	6
1997... Mike Grant	12
1998... Daunte Culpepper	12
1999... Edward Mack, Omari Howard	5
2000... Edward Mack	5
2001... Alex Haynes	9
2002... Alex Haynes	8
2003... Alex Haynes	5
2004... Alex Haynes	5
2005... Kevin Smith	9
2006... Kevin Smith	7

2007... Kevin Smith	29
2008... Latavius Murray	3
2009... Brynn Harvey	14
2010... Latavius Murray, Ronnie Weaver	11
2011... Jeff Godfrey	9
2012... Latavius Murray	15
2013... Storm Johnson	14
2014... William Stanback	10
2015... Nick Patti	2
2016... Dontravious Wilson	8

RECEIVING Yards/Receptions

1979... Mike Williams	245/26
..... Bobby Joe Plain	308/25
1980... Jeff Froehlich	275/26
1981... Jim Taylor	553/33
1982... Jim Rountree	424/28
1983... Glenn McCombs	474/32
1984... Glenn McCombs	471/42
..... Ted Wilson	483/28
1985... Ted Wilson	1,119/76
1986... Ted Wilson	767/50
1987... Bernard Ford	1,180/68
1988... Sean Beckton	1,030/74
1989... Sean Beckton	512/38
1990... Sean Beckton	698/48
1991... Bret Cooper	668/42
1992... David Rhodes	1,002/51
1993... David Rhodes	1,159/78
1994... David Rhodes	1,075/62
1995... Gerod Davis	331/35
..... Reginald Doster	350/25
1996... Mark Nonsant	925/60
1997... Siaha Burley	1,106/77
1998... Siaha Burley	1,142/88
1999... Charles Lee	1,133/87
2000... Tyson Hinshaw	1,089/89
2001... Tavuris Davis	722/47
2002... Doug Gabriel	1,237/75
2003... Tavaris Capers	585/67
2004... Luther Huggins	585/42
2005... Brandon Marshall	1,195/74
2006... Mike Sims-Walker	1,178/90
2007... Rocky Ross	658/50
2008... Brian Watters	594/42
2009... A.J. Guyton	572/44
..... Kamar Aiken	610/36
2010... Brian Watters	651/47
2011... Quincy McDuffie	482/43
..... J.J. Worton	531/41
2012... J.J. Worton	594/44
..... Rannell Hall	631/35
2013... Rannell Hall	886/57
2014... Breshad Perriman	1,044/50
2015... Tre'Quan Smith	724/52
2016... Tre'Quan Smith	853/57

RECEIVING TOUCHDOWNS TDs

1979... Bobby Joe Plain	5
1980... Jeff Froehlich	3
1981... Jim Taylor	2
1982... Mike Collier, Jim Taylor	2
1983... Jeff Froehlich	4
1984... Ted Wilson	5
1985... Ted Wilson	12
1986... Bernard Ford	8
1987... Bernard Ford	13
1988... Arnell Spencer	7
1989... Shawn Jefferson	4

1990... Sean Beckton, Shawn Jefferson	7
1991... Bret Cooper	8
1992... Bret Cooper	14
1993... David Rhodes	15
1994... David Rhodes	11
1995... Rufus Hall	3
1996... Mark Nonsant	7
1997... Siaha Burley	7
1998... Siaha Burley	8
1999... Kenny Clark	6
2000... Tyson Hinshaw	13
2001... Doug Gabriel	9
2002... Doug Gabriel	11
2003... Tavaris Capers	7
2004... Tavaris Capers	4
2005... Brandon Marshall	11
2006... Mike Sims-Walker	7
2007... Kamar Aiken	5
2008... Brian Watters, Kyhmest Williams	3
2009... Kamar Aiken	9
2010... Jamar Newsome, A.J. Guyton	3
2011... J.J. Worton	4
2012... J.J. Worton	5
2013... J.J. Worton	7
2014... Breshad Perriman	9
2015... Tre'Quan Smith	4
2016... Tre'Quan Smith	5

PASSING ATT/CMP/YD

1979... Mike Cullison	168/92/904
1980... Mike Cullison	203/101/1,039
1981... Mike McCrary	146/61/845
1982... Dana Thyhsen	210/87/1,425
1983... Dana Thyhsen	295/155/2,058
1984... Dana Thyhsen	270/138/1,766
1985... Tony Lanham	169/97/1,268
1986... Darin Slack	249/117/1,799
1987... Darin Slack	420/219/3,054
1988... Shane Willis	398/239/2,926
1989... Shane Willis	177/107/1,166
1990... Ron Johnson	96/57/793
1991... Ron Johnson	152/80/1,056
1992... Darin Hinshaw	302/161/2,505
1993... Darin Hinshaw	322/191/2,645
1994... Darin Hinshaw	342/187/2,801
1995... Daunte Culpepper	294/168/2,071
1996... Daunte Culpepper	314/187/2,565
1997... Daunte Culpepper	381/238/3,086
1998... Daunte Culpepper	402/296/3,690
1999... Vic Penn	455/262/3,078
2000... Ryan Schneider	286/177/2,334
2001... Ryan Schneider	357/204/2,923
2002... Ryan Schneider	430/265/3,770
2003... Ryan Schneider	281/194/1,949
2004... Steven Moffett	229/147/1,721
2005... Steven Moffett	375/223/2,925
2006... Kyle Israel	166/108/1,420
2007... Kyle Israel	298/174/2,173
2008... Rob Calabrese	165/65/664
2009... Brett Hodges	329/197/2,438
2010... Jeff Godfrey	238/159/2,159
2011... Jeff Godfrey	232/160/1,898
2012... Blake Bortles	399/251/3,059
2013... Blake Bortles	382/259/3,581
2014... Justin Holman	392/223/2,952
2015... Justin Holman	250/127/1,379
2016... McKenzie Milton	336/194/1,983

YEAR-BY-YEAR LEADERS



PASSING TOUCHDOWNS	TDs
1979... Mike Cullison	8
1980... Mike Cullison	10
1981... Mike McCrary	4
1982... Dana Thyhsen	6
1983... Dana Thyhsen	19
1984... Dana Thyhsen	16
1985... Tony Lanham	13
1986... Darin Slack	12
1987... Darin Slack	28
1988... Shane Willis	13
1989... Rudy Jones	5
1990... Ron Johnson	11
1991... Darin Hinshaw	8
1992... Darin Hinshaw	24
1993... Darin Hinshaw	28
1994... Darin Hinshaw	26
1995... Daunte Culpepper	12
1996... Daunte Culpepper	19
1997... Daunte Culpepper	25
1998... Daunte Culpepper	28
1999... Vic Penn	16
2000... Ryan Schneider	21
2001... Ryan Schneider	17
2002... Ryan Schneider	31
2003... Ryan Schneider	13
2004... Steven Moffett	9
2005... Steven Moffett	22
2006... Steven Moffett	8
2007... Kyle Israel	15
2008... Rob Calabrese	7
2009... Brett Hodges	17
2010... Jeff Godfrey	13
2011... Blake Bortles	6
2012... Blake Bortles	25
2013... Blake Bortles	25
2014... Justin Holman	23
2015... Justin Holman	7
2016... McKenzie Milton	10

SCORING	Total Points
1979... Bobby Joe Plain	30
1980... Tom Hungerford	28
1981... Scott Ryerson	62
1982... Scott Ryerson	31
1983... Elgin Davis	60
1984... Ted Wilson	44
1985... Ted Wilson	72
1986... Ed O'Brien	80
1987... Ed O'Brien	87
1988... Gil Barnes	48
1989... Franco Grilla	58
1990... Franco Grilla	86
1991... Willie English	78
1992... Bret Cooper	90
1993... Charlie Pierce	87
1994... Charlie Pierce	89
1995... Marquette Smith	84
1996... Charlie Pierce	57
1997... Mike Grant	84
1998... Daunte Culpepper	72
1999... Javier Beorlegui	61
2000... Javier Beorlegui	81
2001... Javier Beorlegui	65
2002... Matt Prater	86
2003... Matt Prater	53
2004... Matt Prater	39
2005... Matt Prater	80
2006... Michael Torres	76

2007... Kevin Smith	180
2008... Darin Daly	26
2009... Brynn Harvey	86
2010... Nick Cattoi	80
2011... Latavius Murray	60
2012... Latavius Murray	114
2013... Shawn Moffitt	112
2014... Shawn Moffitt	81
2015... Matthew Wright	56
2016... Matthew Wright	90

ALL-PURPOSE	Yards
1979... Mike Stapp	545
1980... Tim Kiggins	508
1981... John Muldoon	662
1982... Mike Collier	637
1983... Elgin Davis	883
1984... Ted Wilson	1,587
1985... Ted Wilson	1,529
1986... Bernard Ford	962
1987... Bernard Ford	1,858
1988... Sean Beckton	1,344
1989... Shawn Jefferson	545
1990... Mark Giacone	1,303
1991... Willie English	1,502
1992... Gerod Davis	1,299
1993... Mark Whittemore	1,602
1994... Marquette Smith	1,122
1995... Marquette Smith	1,605
1996... Todd Cleveland	1,226
1997... Siahia Burley	1,109
1998... Siahia Burley	1,441
1999... Charles Lee	1,135
2000... Tyson Hinshaw	1,095
2001... Alex Haynes	833
2002... Doug Gabriel	1,921
2003... Alex Haynes	1,038
2004... Luther Huggins	1,113
2005... Kevin Smith	1,222
2006... Mike Sims-Walker	1,178
2007... Kevin Smith	2,809
2008... Joe Burnett	1,226
2009... Brynn Harvey	1,192
2010... Quincy McDuffie	1,067
2011... Latavius Murray	860
2012... Latavius Murray	1,337
2013... Rannell Hall	1,696
2014... Breshad Perriman	1,044
2015... Tristan Payton	994
2016... Adrian Killins	974

PUNT RETURNS	Yards>Returns
1979... Tim Kiggins	71/8
1980... Tim Kiggins	165/14
1981... John Scargle	172/17
1982... Glenn Whelpley	39/6
1983... Ted Wilson	21/2
1984... Ted Wilson	96/11
1985... Neil Beasley	30/9
1986... Neil Beasley	142/15
1987... Sean Beckton	208/17
1988... Keith Evans	68/17
1989... Mike Dickinson	58/14
1990... Mike Dickinson	223/32
1991... Mike Dickinson	387/31
1992... Mark Whittemore	53/10
1993... Mark Whittemore	151/13
1994... Mark Whittemore	216/20
1995... Reginald Doster	96/12

1996... Todd Cleveland	93/5
1997... Todd Cleveland	183/22
1998... Siahia Burley	293/21
1999... Britt McGriff	82/10
2000... Asante Samuel	275/25
2001... Asante Samuel	165/19
2002... Asante Samuel	233/19
2003... Tavaris Capers	133/17
2004... Tavaris Capers	187/18
2005... Joe Burnett	463/28
2006... Joe Burnett	132/11
2007... Joe Burnett	331/31
2008... Joe Burnett	378/26
2009... A.J. Guyton	140/13
2010... Josh Robinson	304/20
2011... J.J. Worton	150/17
2012... J.J. Worton	266/25
2013... J.J. Worton	157/13
2014... J.J. Worton	167/17
2015... Chris Johnson	41/6
2016... Chris Johnson	168/26

KICK RETURNS	Yards>Returns
1979... Charlie Ziegler	188/10
1980... Tim Kiggins	335/19
1981... John Muldoon	238/14
1982... Mike Collier	266/14
1983... Ted Wilson	732/25
1984... Ted Wilson	952/40
1985... Ted Wilson	388/20
1986... Robert Ector	354/16
1987... Bernard Ford	360/16
1988... Shawn Jefferson	320/16
1989... Cornelius Friendly	280/13
1990... Pat Stewart	346/18
1991... Mark Whittemore	679/33
1992... Mark Whittemore	662/26
1993... Mark Whittemore	591/26
1994... Todd Cleveland	476/15
1995... Mike Grant	421/19
1996... Todd Cleveland	375/16
1997... Todd Cleveland	401/19
1998... Paul Miranda	644/25
1999... Edward Mack	513/24
2000... Asante Samuel	168/10
2001... Luther Huggins	346/15
2002... Doug Gabriel	632/31
2003... Luther Huggins	653/26
2004... Luther Huggins	528/24
2005... Curtis Francis	430/23
2006... Curtis Francis	434/21
2007... Curtis Francis	643/22
2008... Joe Burnett	745/26
2009... Quincy McDuffie	944/39
2010... Quincy McDuffie	869/27
2011... Rannell Hall	714/23
2012... Rannell Hall	350/18
..... Quincy McDuffie	582/17
2013... Rannell Hall	689/29
2014... Jordan Akins	363/15
2015... Tristan Payton	726/30
2016... Adrian Killins	451/18

YEAR-BY-YEAR LEADERS



INTERCEPTIONS Number

1979... Tim Kiggins, Doug Gatewood.....	3
1980... Tim Kiggins, Doug Gatewood.....	3
1981... Bill Giovanetti, Bruce Gordon.....	4
1982... Bill Giovanetti, Bruce Gordon.....	2
1983... Atterberry, Kelly, Riddle.....	2
1984... Curt Ashley.....	3
1985... Reggie Edwards.....	4
1986... Keith Evans.....	8
1987... Corris Ervin.....	3
1988... Keith Evans.....	3
1989... Eric Buckley, Darryl Blanford, Jimmy Roberts.....	2
1990... Ray Irvin.....	4
1991... Bobby Spitulski, Steve Wright.....	4
1992... Brian Crutcher.....	5
1993... Richard Blake.....	4
1994... Adrian Ellis, Lenard Hayes, Louis Lubin.....	2
1995... Darryl Latimore.....	3
1996... Kenton Rickerson.....	2
1997... Reginald Doster, Kenton Rickerson, Mike Palmer, Darryl Latimore.....	2
1998... Damian Demps, Paul Miranda.....	2
1999... Justen Moore, Damian Demps, Jeff Fye, Ricot Joseph, Elliot Shorter.....	2
2000... Davin Bush.....	3
2001... Travis Fisher, Asante Samuel.....	2
2002... Asante Samuel.....	4
2003... Peter Sands, Antoine Poe.....	2
2004... Mike Sims-Walker.....	3
2005... Joe Burnett.....	5
2006... Sha'reff Rashad.....	4
2007... Joe Burnett, Johnell Neal.....	6
2008... Sha'reff Rashad.....	5
2009... Josh Robinson.....	6
2010... Reggie Weams.....	5
2011... Josh Robinson, Josh Linam, A.J. Bouye.....	2
2012... Kemal Ishmael, A.J. Bouye.....	3
2013... Brandon Alexander.....	3
2014... Jacoby Glenn.....	7
2015... Shaquill Griffin.....	2
2016... Shaquill Griffin.....	4

TACKLES Solo/Assists/Total

1979... Bill Giovanetti.....	40/56/96
1980... Bill Giovanetti.....	41/67/108
1981... Eddie James.....	56/60/116
1982... Bill Giovanetti.....	52/69/121
1983... Darrell Rudd.....	79/71/150
1984... Darrell Rudd.....	36/57/93
1985... Victor Riddle.....	52/44/96
1986... Wyatt Bogan.....	58/85/143
1987... Jimmy Goodman.....	55/87/142
1988... Wyatt Bogan.....	66/61/127
1989... Larry Salazar.....	52/39/91
1990... Rick Hamilton.....	83/28/111
1991... Rick Hamilton.....	76/63/139
1992... Rick Hamilton.....	88/61/149
1993... Nakia Reddick.....	45/30/75
1994... Travis Cooper.....	66/43/109
1995... Nakia Reddick.....	60/30/90
1996... John Bryant.....	74/45/119
1997... Jermaine Benoit.....	58/47/105
1998... Damian Demps.....	58/34/92
1999... Damian Demps.....	44/28/72

2000... Tito Rodriguez.....	80/41/121
2001... Tito Rodriguez.....	100/43/143
2002... Stanford Rhule.....	69/58/127
2003... Peter Sands.....	70/43/113
2004... Brandon Marshall.....	30/21/51
2005... Jason Venson.....	66/17/85
2006... Johnell Neal.....	47/19/66
2007... Sha'reff Rashad.....	84/19/103
2008... Jason Venson.....	60/22/82
2009... Cory Hogue.....	59/44/103
2010... Kemal Ishmael.....	57/36/93
2011... Kemal Ishmael.....	39/42/81
2012... Kemal Ishmael.....	68/56/124
2013... Terrance Plummer.....	62/48/110
2014... Terrance Plummer.....	53/46/99
2015... Domenic Spencer.....	49/55/104
2016... Mark Rucker.....	53/40/93

SACKS Number

1979... Michael O'Shaughnessy.....	10
1980... Michael O'Shaughnessy.....	12
1981... Ed Gantner.....	2.5
1982... Darrell Rudd.....	4
1983... Darrell Rudd.....	7
1984... Darrell Rudd.....	19.5
1985... Eric Simpson.....	6
1986... Keenan Wimbley.....	5
1987... Keenan Wimbley.....	10.5
1988... Bobby Spitulski.....	3
1989... Parnell McCall.....	4
1990... Bobby Spitulski.....	13
1991... Bobby Spitulski, Bob Knott.....	5
1992... Nelson, Ekiyor, Dix.....	5
1993... Greg Jefferson.....	15
1994... Greg Jefferson.....	8
1995... Emil Ekiyor.....	4.5
1996... Jermaine Benoit.....	8
1997... Jermaine Benoit.....	10.5
1998... Justen Moore.....	8
1999... Tony Hardman.....	5
2000... Elton Patterson.....	10
2001... Elton Patterson.....	9
2002... Elton Patterson.....	9.5
2003... Antoine Poe.....	3
2004... Paul Carrington.....	4
2005... Paul Carrington.....	9
2006... Leger Douzable.....	7
2007... Leger Douzable.....	7.5
2008... Bruce Miller.....	7
2009... Bruce Miller.....	13
2010... Bruce Miller, Darius Nall.....	8.5
2011... Troy Davis.....	5
2012... Troy Davis.....	8
2013... Thomas Niles.....	4
2014... Thomas Niles.....	7.5
2015... Jamiyus Pittman.....	4.5
2016... Shaquem Griffin.....	11.5

PUNTING Punts/Yards/Average

1979... Brett Porche.....	39/1,376/35.3
1980... Craig Turner.....	28/897/32.0
1981... Doug Friedlander.....	40/1,676/37.2
1982... Dana Thyhsen.....	39/1,425/36.5
1983... Glenn McCombs.....	48/1,996/41.6
1984... Glenn McCombs.....	52/2,127/40.9
1985... Jim Hogan.....	41/1,492/36.4
1986... Jim Hogan.....	48/1,892/38.6
1987... Barrie Kee.....	37/1,351/36.5
1988... Barrie Kee.....	50/1,933/38.7

1989... Russ Salerno.....	41/1,403/34.2
1990... Russ Salerno.....	44/1,504/34.2
1991... Russ Salerno.....	24/856/35.7
1992... Mike Nelson.....	46/1,798/39.1
1993... Charlie Pierce.....	42/1,674/39.9
1994... Charlie Pierce.....	37/1,448/39.1
1995... Charlie Pierce.....	45/1,830/40.7
1996... Charlie Pierce.....	49/2,159/44.1
1997... Marek Butcher.....	49/2,149/43.9
1998... Chad Downey.....	16/551/34.4
1999... Javier Beorlegui.....	49/1,975/40.3
2000... Javier Beorlegui.....	45/1,802/40.0
2001... Javier Beorlegui.....	46/2,001/43.5
2002... Ryan Flinn.....	40/1,673/41.8
2003... Matt Prater.....	58/2,781/47.9
2004... Aaron Horne.....	66/2,554/38.7
2005... Aaron Horne.....	52/2,197/42.2
2006... Aaron Horne.....	44/1,472/39.6
2007... Blake Clingan.....	59/2,404/40.7
2008... Blake Clingan.....	88/3,560/40.5
2009... Blake Clingan.....	65/2,422/37.3
2010... Blake Clingan.....	39/1,631/41.8
2011... David Bohner.....	42/1,732/41.2
2012... Jamie Boyle.....	60/2,434/40.6
2013... Caleb Houston.....	41/1,732/42.2
2014... Caleb Houston.....	54/2,103/38.9
2015... Caleb Houston.....	65/2,874/44.2
2016... Caleb Houston.....	74/3,117/42.1

FIELD GOALS Number/Percent

1979... Tom Hungerford.....	2-4/50.0
1980... Tom Hungerford.....	4-6/66.7
1981... Scott Ryerson.....	18-29/62.1
1982... Scott Ryerson.....	6-12/50.0
1983... Scott Ryerson.....	8-13/61.5
1984... Ed O'Brien.....	6-10/60.0
1985... Ed O'Brien.....	11-20/55.0
1986... Ed O'Brien.....	16-21/76.2
1987... Ed O'Brien.....	20-30/66.7
1988... Travis Allen.....	10-14/71.4
1989... Franco Grilla.....	10-16/62.5
1990... Franco Grilla.....	19-25/76.0
1991... Franco Grilla.....	13-21/61.9
1992... Franco Grilla.....	8-13/61.5
1993... Charlie Pierce.....	15-19/78.9
1994... Charlie Pierce.....	14-16/87.5
1995... Charlie Pierce.....	10-15/66.7
1996... Charlie Pierce.....	8-12/66.7
1997... Fred Waczewski.....	13-16/81.3
1998... Fred Waczewski.....	8-15/53.3
1999... Javier Beorlegui.....	10-20/50.0
2000... Javier Beorlegui.....	14-18/77.8
2001... Javier Beorlegui.....	8-12/66.7
2002... Matt Prater.....	14-21/66.7
2003... Matt Prater.....	10-13/76.9
2004... Matt Prater.....	9-14/64.3
2005... Matt Prater.....	17-26/65.4
2006... Michael Torres.....	17-24/70.8
2007... Michael Torres.....	20-24/83.3
2008... Nick Cattoi.....	4-6/66.7
..... Daren Daly.....	4-9/44.4
2009... Nick Cattoi.....	14-20/70.0
2010... Nick Cattoi.....	11-19/57.9
2011... Nick Cattoi.....	10-15/66.7
2012... Shawn Moffitt.....	10-14/71.4
2013... Shawn Moffitt.....	21-23/91.3
2014... Shawn Moffitt.....	17-23/73.9
2015... Matthew Wright.....	13-17/76.5
2016... Matthew Wright.....	17-22/77.3

YEAR-BY-YEAR STATISTICS



OFFENSIVE NUMBERS

Year	GP	Total Offense Yds	YPG	Rushing Att.	Yds	YPG	TD	Passing A-C-I	Pct.	Yds	YPG	TD	1st Dwn	3rd Dwn %	Fum.	Pen. Yds	Scoring Points	PPG
DIVISION III																		
1979	8	1,884	235.5	283	853	106.6	6	190-104-19	54.7	1,031	128.9	8	106	-	24-11	57-611	104	13.0
1980	9	2,143	238.1	359	909	101.0	5	252-117-22	46.4	1,236	137.3	14	121	-	19-14	66-617	156	17.3
1981	10	2,687	268.7	424	1,374	137.4	6	253-99-17	39.1	1,313	131.3	4	134	-	24-12	53-451	142	14.2
DIVISION II																		
1982	10	2,351	235.1	285	334	33.4	5	382-158-25	41.1	2,017	201.7	6	138	-	35-14	56-630	109	10.9
1983	11	3,897	354.3	478	1,757	159.7	16	310-160-10	51.6	2,150	195.5	19	208	-	35-14	81-722	283	25.7
1984	11	3,449	313.5	404	1,378	125.2	6	352-172-23	48.9	2,071	188.3	18	176	-	27-13	65-717	209	19.0
1985	11	4,265	387.8	452	1,676	152.4	14	445-201-24	45.2	2,589	235.4	19	247	29.0	32-21	98-783	266	24.2
1986	11	4,305	391.3	412	1,794	163.1	16	359-175-20	48.7	2,511	228.3	19	214	-	21-11	91-778	310	28.2
1987	13	5,182	398.6	437	1,436	110.4	17	525-279-27	53.1	3,746	288.1	29	283	-	36-21	88-678	401	30.8
1988	11	4,304	391.3	364	1,090	99.1	16	432-255-14	59.0	3,214	292.2	16	219	-	27-11	109-863	267	24.3
1989	10	3,759	375.9	434	1,716	171.6	19	311-178-15	57.2	2,043	204.3	12	195	-	22-11	80-693	256	25.6
FOOTBALL CHAMPIONSHIP SUBDIVISION																		
1990	14	5,563	397.4	646	3,017	215.5	36	346-189-20	54.6	2,546	181.9	18	-	-	-	-	444	31.7
1991	11	4,345	395.0	451	1,903	173.0	18	329-169-16	51.4	2,442	222.0	13	218	39.4	31-19	105-825	278	25.3
1992	10	4,788	478.8	350	1,815	101.5	20	358-190-19	53.1	2,973	297.3	29	223	40.8	31-17	77-653	373	37.3
1993	12	5,091	424.3	482	2,229	162.7	20	402-225-19	56.0	3,139	261.6	29	258	46.3	28-16	100-861	413	34.4
1994	11	4,889	444.5	426	1,941	176.5	19	360-195-18	54.2	2,948	268.0	27	247	46.9	26-11	89-708	399	36.3
1995	11	4,199	381.7	495	1,995	181.4	22	309-177-10	57.3	2,204	200.4	13	233	38.9	21-14	83-643	283	25.7
FOOTBALL BOWL SUBDIVISION																		
1996	11	4,047	367.9	350	1,025	93.2	12	394-230-20	58.4	3,022	274.7	21	208	41.8	35-18	72-571	275	25.0
1997	11	4,588	417.1	356	1,401	127.4	21	394-243-10	61.7	3,187	289.7	26	220	40.1	13-7	96-745	374	34.0
1998	11	5,365	487.7	378	1,594	144.9	21	411-302-7	73.4	3,771	342.8	29	278	54.0	26-14	92-775	393	35.7
1999	11	4,589	417.2	371	1,430	130.0	17	472-268-11	58.6	3,159	287.2	16	251	39.0	29-13	101-827	277	25.2
2000	11	4,113	373.9	309	866	78.7	13	415-249-18	60.0	3,247	295.2	27	223	40.0	27-13	97-797	333	30.3
2001	11	4,497	408.8	335	1,106	100.5	20	407-230-12	56.5	3,391	308.3	21	234	42.0	22-12	110-892	333	30.3
2002	12	5,233	436.1	361	1,396	116.3	18	442-270-17	61.1	3,837	319.8	31	262	44.0	27-16	96-771	391	32.6
2003	12	3,837	319.8	360	1,175	97.9	11	406-250-19	61.6	2,662	221.8	16	204	30.0	29-15	104-868	224	18.7
2004	11	2,671	267.1	391	995	99.5	7	268-153-11	58.3	1,676	167.6	9	155	34.0	23-9	55-483	151	15.1
2005	13	5,217	401.3	557	2,172	167.1	18	394-233-9	59.1	3,045	234.2	24	280	40.0	21-11	97-823	373	28.7
2006	12	4,478	373.2	442	1,673	139.4	11	381-227-10	59.6	2,805	233.8	14	231	43.2	19-9	55-484	232	19.3
2007	14	5,763	411.6	670	3,287	234.8	41	346-198-12	57.2	2,476	176.9	15	293	38.7	29-15	74-665	502	35.9
2008	12	2,754	229.5	453	1,359	113.2	8	308-132-11	42.9	1,395	116.2	12	156	29.2	26-14	68-627	199	16.6
2009	13	4,431	340.8	480	1,697	130.5	20	379-223-13	58.8	2,734	210.3	21	249	37.9	15-7	52-489	340	26.2
2010	14	5,236	374.0	602	2,626	187.6	36	296-191-11	64.5	2,610	186.4	16	290	51.0	21-8	71-566	449	32.1
2011	12	4,881	406.8	466	2,205	168.8	27	346-235-8	67.9	2,856	238.0	11	252	44.6	17-10	68-587	325	27.1
2012	14	5,703	407.4	527	2,545	181.8	33	412-257-7	62.4	3,158	225.6	28	301	48.9	13-8	60-507	496	35.4
2013	13	5,740	441.5	471	2,079	159.9	28	404-269-11	66.6	3,661	281.6	26	291	48.7	20-10	62-541	450	34.6
2014	13	4,727	363.6	526	1,668	128.3	19	416-233-15	56.0	3,059	235.3	23	266	41.5	23-14	76-706	365	28.1
2015	12	3,221	268.4	356	975	81.2	4	425-211-23	49.6	2,246	187.2	13	189	29.4	17-10	64-541	167	13.9
2016	13	4,561	350.8	527	1,835	141.2	25	448-244-9	54.5	2,726	209.7	14	249	29.7	26-16	91-729	374	28.8

- Single-Season Records in Bold

YEAR-BY-YEAR STATISTICS



DEFENSIVE NUMBERS

Year	GP	Total Offense Yds	YPG	Rushing Att.	Yds	YPG	TD	Passing A-C-I	Pct.	Yds	YPG	TD	1st Dwn	3rd Dwn %	Fum.	Pen. Yds	Scoring Points	PPG
DIVISION III																		
1979	8	1,803	225.4	386	1,183	147.9	11	135-30-16	44.4	620	77.5	1	112	-	23-10	54-549	96	12.0
1980	9	2,381	264.5	391	1,396	155.1	11	168-69-12	41.1	985	109.4	9	113	40.6	25-18	69-610	175	19.4
1981	10	2,875	287.5	460	1,665	166.5	9	237-102-20	43.0	1,210	121.0	5	156	-	31-22	71-837	130	13.0
DIVISION II																		
1982	10	4,260	426.0	546	2,536	253.6	29	217-110-6	50.7	1,724	172.4	15	200	-	40-24	106-921	356	35.6
1983	11	4,193	381.2	512	2,310	210.0	26	263-127-11	48.3	1,883	171.2	13	191	41.0	29-14	82-729	306	27.8
1984	11	4,787	435.2	549	2,407	218.8	30	291-155-11	53.5	2,380	216.4	19	242	-	28-14	87-742	398	36.2
1985	11	4,866	442.4	516	2,544	231.3	30	342-164-10	48.0	2,322	211.1	18	229	30.9	29-19	103-843	386	35.1
1986	11	3,700	336.4	515	1,842	167.5	12	284-136-17	47.9	1,858	168.9	12	190	35.9	27-10	77-721	227	20.6
1987	13	3,594	276.5	623	2,059	158.4	14	334-136-21	40.7	1,535	118.1	8	195	36.7	37-14	127-1,049	210	16.2
1988	11	4,048	368.0	435	2,133	193.9	21	254-133-16	52.4	1,915	174.1	14	197	37.2	24-16	78-620	288	26.2
1989	10	2,763	276.3	402	1,638	163.8	9	218-100-9	45.9	1,125	112.5	11	154	38.5	34-15	60-545	168	16.8
FOOTBALL CHAMPIONSHIP SUBDIVISION																		
1990	14	3,955	282.5	574	1,922	137.3	19	326-171-11	50.9	2,033	145.2	14	241	35.7	31-15	117-929	280	20.0
1991	11	3,727	338.8	457	1,613	146.6	14	287-147-18	51.2	2,114	192.2	14	201	36.3	21-10	84-722	230	20.9
1992	10	4,182	418.2	487	2,022	202.2	17	332-161-20	48.5	2,160	216.0	13	220	36.4	30-14	65-485	243	24.3
1993	12	4,294	357.8	470	1,470	122.5	21	402-233-18	58.0	2,824	235.3	13	251	37.6	28-18	82-706	277	23.1
1994	11	4,052	368.4	433	1,735	157.7	14	343-196-9	57.1	2,317	210.6	18	214	36.4	23-12	96-816	263	23.9
1995	11	3,956	359.6	448	2,088	189.8	23	257-136-9	52.9	1,868	169.8	9	203	38.3	34-22	76-615	280	25.5
FOOTBALL BOWL SUBDIVISION																		
1996	11	4,267	387.9	465	1,656	150.5	12	337-194-6	57.6	2,611	237.4	20	213	37.3	20-10	66-602	261	23.7
1997	11	4,333	393.9	408	1,446	131.5	21	369-213-11	57.7	2,887	262.5	20	225	41.2	19-10	51-532	303	27.5
1998	11	3,544	322.2	402	1,905	142.5	13	322-176-7	54.7	1,977	179.7	12	213	31.0	16-8	59-522	209	19.0
1999	11	4,111	373.7	376	1,306	118.7	13	389-228-11	58.6	2,805	255.0	24	223	39.0	22-11	86-733	318	28.9
2000	11	3,562	323.8	460	1,440	130.9	15	328-177-15	54.0	2,122	192.9	11	220	32.0	28-13	76-674	221	20.1
2001	11	3,381	307.4	405	1,423	129.4	15	324-180-7	55.6	1,958	178.0	6	187	37.0	31-15	77-617	204	18.5
2002	12	4,245	353.8	499	1,796	149.7	15	380-216-13	56.8	2,449	204.1	19	241	43.0	32-14	73-569	315	26.2
2003	12	4,833	402.8	552	2,229	191.6	26	318-208-5	65.4	2,534	211.2	19	264	40.0	19-7	80-711	373	31.1
2004	11	3,901	390.1	416	1,938	193.8	21	299-181-11	60.5	2,389	196.3	21	200	40.0	17-9	57-462	321	32.1
2005	13	5,466	420.5	477	2,326	178.9	25	419-248-19	59.2	3,140	241.5	23	280	39.0	21-13	79-616	373	28.7
2006	12	4,777	398.1	400	1,791	149.2	16	392-244-10	62.2	2,986	248.8	22	251	47.9	12-2	51-405	345	28.8
2007	14	5,130	366.4	497	1,864	133.1	15	528-290-24	54.9	3,266	233.3	26	272	38.3	16-4	84-749	372	26.6
2008	12	4,005	333.8	449	1,513	126.1	18	398-208-18	52.3	2,492	207.7	14	201	35.4	15-8	69-581	289	24.1
2009	13	4,557	350.5	416	1,076	82.8	12	455-281-12	61.8	3,481	267.8	20	245	42.3	31-16	72-554	293	22.5
2010	14	4,415	315.4	451	1,517	108.4	9	475-258-17	54.3	2,898	207.0	21	243	43.0	19-6	61-523	240	17.1
2011	12	3,640	303.3	347	1,306	108.8	9	385-208-9	54.0	2,334	194.5	12	188	31.5	13-6	51-412	220	18.3
2012	14	5,230	373.6	544	2,182	155.9	21	480-288-11	60.0	3,048	217.7	16	292	40.2	26-16	55-438	309	22.1
2013	13	4,706	362.0	400	1,592	122.5	21	479-272-14	56.8	3,114	239.5	13	248	41.2	21-12	92-745	277	21.3
2014	13	3,881	298.5	428	1,356	104.3	10	441-243-18	55.1	2,525	194.2	17	225	37.3	23-10	114-1,037	249	19.2
2015	12	5,569	464.1	495	2,390	199.2	24	356-233-4	65.4	3,179	264.9	31	267	47.5	15-9	87-776	452	37.7
2016	13	4,814	370.3	576	2,204	169.5	22	432-223-15	51.6	2,610	200.8	16	255	29.0	24-11	80-741	320	24.6

- Single-Season Records in Bold

COMMEMORATED PLAYERS



8 Daunte **CULPEPPER** FIRST TEAM ALL-AMERICAN

Career Stats

Passing: 889 completions/1,391 attempts/
11,412 yards/84 TD
Rushing: 456 carries/1,020 yards/24 TD

Highlights

- Set more than 30 school records, including career marks for total offense (12,432 yards), passing yardage (11,412), touch-down passes (84) and career passing efficiency (146.72)
- In 1998, established an NCAA single-season completion percentage record at .736, breaking the 15-year old mark of .713 set by Steve Young
- Became only the third player in NCAA history to pass for more than 10,000 yards and rush for more than 1,000 yards in a career
- Guided the Knights to a 9-2 record as a senior in 1998
- Won the 1998 Sammy Baugh Trophy as the top quarterback in the nation

- Finished sixth in the 1998 Heisman Trophy balloting
- The Sports Network National Player of the Year (1998)
- The Sports Network All-America First Team (1998)
- *NFL Draft Report* Dream Team Player of the Year (1998)
- *NFL Draft Report* All-America First Team (1997, 1998)
- *Playboy* All-America selection (1998)
- *Football News* Independent Player of the Year (1998)
- Finalist for the Johnny Unitas Golden Arm Award (1998)
- Semifinalist for the Davey O'Brien National Quarterback Award (1997, 1998)
- Semifinalist for the *Football News* Offensive Player of the Year (1997, 1998)
- Florida Sports Hall of Fame Amateur Athlete of the Year (1997, 1998)
- *USA Today* Online Positive Performer (1998)
- American Football Coaches Association Good Works Team (1998)



19 Joe **BURNETT** FIRST TEAM ALL-AMERICAN

Career Stats

Punt Returns: 96 returns/1,304 yards/3 TD
Kickoff Returns: 26 returns/745 yards/2 TD

Highlights

- As a senior, ranked in the top-10 nationally in both kickoff returns (7th, 28.7) and punt returns (10th, 14.5)
- Averaged 102.17 all-purpose yards per contest in 2008
- Had a pair of kickoff return touchdowns as a senior
- Holds the UCF and Conference USA career records with 1,304 punt return yards, a sum that ranks 19th in NCAA history.
- Returned a program-record three punt returns for touchdowns

- Also finished career as UCF's leader in interceptions with 16
- ESPN.com All-America First Team (2008)
- *Sports Illustrated* All-America First Team (2008)
- Walter Camp All-America Second Team (2008)
- Conference USA Special Teams Player of the Year (2008)
- Eight-time first-team All-C-USA pick
- Football Writers Association of America Freshman All-America First Team (2005)
- CollegeFootballNews.com Freshman All-American (2005)
- Rivals.com Freshman All-America First Team (2005)
- *The Sporting News* Freshman All-America Third Team (2005)



24 Kevin **SMITH** FIRST TEAM ALL-AMERICAN

Career Stats

Rushing: 905 carries/4,679 yards/45 TD

Highlights

- Established 17 school rushing records, including career bests for carries (905), yardage (4,679), touchdowns (45) and 100-yard games (22)
- Rushed for 2,567 yards in 2007, which ranked at the time ranked second in NCAA Football Bowl Subdivision history behind Barry Sanders

- In 2007, established NCAA FBS single-season records with 450 rushes and 13 100-yard performances
- Finished his career with 4,679 yards, the most in the state of Florida's history
- Became the first player in the state of Florida history to rush for more than 2,000 yards in a season (2007)
- Guided the Knights to a pair of bowl game appearances and the 2007 Conference USA Championship
- 2007 Consensus All-America selection
- Associated Press All-America First Team (2007)
- CBSSports.com All-America First Team (2007)
- ESPN.com All-America First Team (2007)
- Football Writers Association of America All-America First Team (2007)
- *The Sporting News* All-America First Team (2007)
- SportsIllustrated.com All-America First Team (2007)
- Walter Camp All-America First Team (2007)
- Finished eighth in the Heisman Trophy balloting in 2007
- Charity Sports Dinner National Player of the Year (2007)
- Conference USA Offensive Player of the Year (2007)
- Conference USA Freshman of the Year (2005)



UCF ALL-AMERICANS



JACOBY GLENN
Defensive Back – 2014
Associated Press, Phil Steele

Selected to the prestigious AP All-America Team in 2014, Jacoby Glenn was named to the second team thanks to seven interceptions, 11 break-ups and 48 tackles. He also was on Phil Steele's All-America Fourth Team, and was the AAC Co-Defensive Player of the Year.



CHAVIS DICKEY
Offensive Lineman – 2014
CollegeFootballNews.com (freshman)

Chavis Dickey became UCF's first true freshman to start on the o-line since 2006, starting 12 games at RT. He went on to earn CollegeFootballNews.com Freshman All-America honorable mention status.



Blake Bortles
Quarterback – 2013
Sports Illustrated

UCF's first quarterback since Daunte Culpepper to be on an All-America list, Blake Bortles received honorable mention status from *Sports Illustrated*. The hometown kid from Oviedo led the Knights to a 12-1 record, a No. 10 ranking and a victory in the Fiesta Bowl. Bortles went 259-for-382 with 25 touchdowns.



JACOBY GLENN
Defensive Back – 2013
FWAA (freshman), CollegeFootballNews.com (freshman)

Tying for second in school history with 15 break-ups, Jacoby Glenn was named to the FWAA freshman squad and as a CollegeFootballNews.com freshman honorable mention choice. He also posted 52 tackles, two sacks and two picks.



SHAWN MOFFITT
Placekicker – 2013
Sports Illustrated

Shawn Moffitt received honorable mention All-American status from *Sports Illustrated* after setting the school mark with 21 field goals and a 91.3 percentage (21-for-23). The Lou Groza Award semifinalist led the team with 112 points and was 49-for-49 in extra points.



TERRANCE PLUMMER
Linebacker – 2013
Sports Illustrated

Middle linebacker Terrance Plummer was a *Sports Illustrated* Honorable Mention All-American in 2013, pacing UCF with 110 tackles. The Tostitos Fiesta Bowl Defensive MVP hauled in two interceptions while collecting 8.5 tackles for loss.



WILLIAM STANBACK
Running Back – 2013
CollegeFootballNews.com (freshman)

As a true freshman, William Stanback was an honorable mention freshman choice by CollegeFootballNews.com. Ran for 443 yards on 105 carries with six touchdowns, and also had 15 receptions for 186 yards and a score.




QUINCY MCDUFFIE
Kick Returner – 2012
Sports Illustrated

Selected as *Sports Illustrated's* First-Team All-American kick returner, Quincy McDuffie also was the C-USA Special Teams Player of the Year. He led the nation with a 34.24 average, which set the UCF single-season record as well. McDuffie tied the school mark with three TDs, highlighted by matching an NCAA record with two in one game.



J.J. WORTON
Wide Receiver – 2011
CollegeFootballNews.com (freshman)

J.J. Worton completed 2011 as one of the top freshman WRs in UCF history. Earning CollegeFootballNews.com Freshman All-America Honorable Mention status, he set a then-UCF freshman record with 41 receptions and racked up a team-high 531 yards with four scores.



JEFF GODFREY
Quarterback – 2010
CollegeFootballNews.com (freshman), Phil Steele (freshman)

The Conference USA Freshman of the Year guided the Knights to the C-USA title and an AutoZone Liberty Bowl victory over Georgia. Godfrey paced all freshmen quarterbacks by completing 66.8 percent of his passes, while also ranking second with a 154.31 efficiency rating and 10 rushing touchdowns. He threw for 13 TDs and 2,159 yards. On the ground, he racked up 566 yards to set a UCF QB single-season record.



QUINCY MCDUFFIE
Kick Returner – 2010
CBS Sports, Rivals.com

In 2010, McDuffie earned CBS Sports and Rivals.com All-America Second Team honors, as well as a spot on the All-Conference USA First Team, after ranking second nationally in kickoff returns at 32.19 yards per return. He concluded the year with 869 return yards and two touchdowns.



JOSH ROBINSON
Defensive Back – 2009
CollegeFootballNews.com (freshman), FWAA (freshman), Phil Steele (freshman), The Sporting News (freshman)

Josh Robinson set a UCF record with six interceptions as a freshman, leading all true freshmen nationally and tying for the most of any freshman. His 14 passes defended made him the only true freshman in the NCAA's top 100.



JOE BURNETT
Kick/Punt Returner – 2008
ESPN.com, Sports Illustrated, Walter Camp

Joe Burnett was the only player in the nation to rank in the top-20 in both kickoff (7th, 28.7) and punt returns (10th, 14.5), and led C-USA in both categories. He had a pair of kickoff return scores and finished 19th in NCAA history in career punt return yards.



KEVIN SMITH
Tailback – 2007
Associated Press, CBSsports.com, Collegefootballnews.com, ESPN.com, FWAA, NFL Digest, Phil Steele's, Rivals.com, The Sporting News, SportsIllustrated.com, Walter Camp

Kevin Smith's 2007 campaign was one of the finest in NCAA history. The tailback finished his junior year with 2,567 rushing yards and 30 total TDs (29 rushing). His single-season rushing effort was the second-highest in Football Bowl Subdivision history, trailing only Oklahoma State's Barry Sanders (1989). In addition to leading the country in rushing, he paced the nation in scoring (12.86). A consensus All-American, Smith earned first-team honors from nine organizations: Associated Press, CBSsports.com, Collegefootballnews.com, ESPN.com, Football Writers Association of America, *Phil Steele's*, *The Sporting News*, *SportsIllustrated.com* and *Walter Camp*.



BLAKE CLINGAN
Punter – 2007
The Sporting News (freshman)

After a solid true freshman campaign, Blake Clingan earned freshman All-America honorable mention status from *The Sporting News*. He punted 59 times, averaging 40.7 yards. Clingan landed 14 punts inside the 20. He was the first true freshman to punt in a game for UCF since 1998.



BRUCE MILLER
Defensive End – 2007
The Sporting News (freshman)

Bruce Miller appeared in all 14 contests for the Knights in 2007 and earned freshman All-America honorable mention honors. As a redshirt freshman, Miller recorded 38 total tackles. He finished the campaign second on the squad with 7.0 sacks for a loss of 53 yards. The defensive end totaled 9.0 tackles for loss (57 yards).



UCF ALL-AMERICANS



MICHAEL TORRES
Placekicker – 2007
CollegeFootballNews.com

Michael Torres garnered honorable mention All-America status from *CollegeFootballNews.com* as a senior. Torres made 20-of-24 field goals and connected on 50-of-51 extra points. The 50 extra-points were a UCF single-season record (since been broken). From 40 yards or longer, Torres made 7-of-8 field-goal attempts.



JOE BURNETT
Defensive Back/PR – 2005
CollegeFootballNews.com (freshman), *Football Writers Association of America* (freshman), *Rivals.com* (freshman), *The Sporting News* (freshman)

Joe Burnett garnered freshman All-America honors from several outlets, including first-team recognition from the Football Writers Association of America. As a punt returner, he ranked sixth nationally and led C-USA, averaging 16.5 yards per return. He returned a pair of punts for touchdowns. On defense, Burnett recorded 63 total tackles and five picks.



JASON VENSON
Defensive Back – 2005
CollegeFootballNews.com (freshman)

Jason Venson made nine starts as a redshirt freshman in 2005 and was named a third-team freshman All-American by *CollegeFootballNews.com*. Venson led the team with 85 tackles. He also had three interceptions, two forced fumbles and five break-ups. In the Sheraton Hawaii Bowl against Nevada, Venson recorded seven total tackles and a pick.



MATT PRATER
Punter – 2003
SportsIllustrated.com

After serving as UCF's placekicker the previous year, Matt Prater added punting to his duties in 2003 and earned *SportsIllustrated.com* All-America honorable mention recognition. The sophomore led the nation and set a new UCF and MAC record with a 47.9 yards per punt average. In UCF's opener at Virginia Tech, Prater punted six times for 334 yards. His 55.7 punt average set a school record.



MATT PRATER
Placekicker – 2002
The Sporting News (freshman)

Matt Prater garnered freshman All-America honors from *The Sporting News* as a true freshman in 2002. He made 14-of-21 field-goal attempts on the year. In his first collegiate game, Prater hit three field goals at Penn State. He connected on a season-high 53-yard kick against the Nittany Lions. Prater also made 44-of-47 extra-point attempts and finished the season with 86 points, which ranked ninth in the Mid-American Conference.



OMAR LAURENCE
Defensive Back – 2002
The Sporting News (freshman)

After appearing in nine contests as a redshirt freshman, Omar Laurence received honorable mention status when *The Sporting News* announced its freshman All-America squads. Laurence was sixth on the Knights with 56 tackles. He recorded 44 solo stops. During the season, Laurence also registered six break-ups during the campaign.



STEVE EDWARDS
Offensive Lineman – 2001
Football News

Steve Edwards had a strong senior campaign in 2001 and was an honorable mention All-America pick by *Football News*. Edwards helped UCF rank eighth nationally in passing offense, averaging 308.3 yards through the air per contest. The Knights were also 40th in total offense (408.82 yards per game) and 31st in scoring offense.



RASHAD JEANTY
Defensive End – 2001
Football News (freshman), *The Sporting News* (freshman)

As a true freshman, Rashad Jeanty made a quick impact and earned second-team freshman All-America honors from *Football News* and third-team freshman recognition from *The Sporting News*. Jeanty played in 10 games, making three starts. He finished the season with 58 total tackles. Jeanty had eight tackles behind the line of scrimmage and four sacks for a loss of 14 yards.



ALEX HAYNES
Tailback – 2001
The Sporting News (freshman)

In only nine contests as a redshirt freshman, Alex Haynes was named a fourth-team freshman All-America pick by *The Sporting News*. Haynes carried the ball 140 times and rushed for 690 yards with nine touchdowns. He rushed for more than 100 yards in four games and scored a school-record four TDs against Tulane.



ELTON PATTERSON
Defensive End – 2001
Football News

As a junior, Elton Patterson finished the year with 85 tackles and was an honorable mention All-America pick by *Football News*. Patterson had 9.0 sacks for 47 yards lost and totaled 21 tackles for loss. He tied for sixth nationally with five forced fumbles. Patterson also registered 25 quarterback hurries and broke up a pair of pass plays.



DAUNTE CULPEPPER
Quarterback – 1998
Football News, *NFL Draft Report*, *Playboy*, *The Sports Network*

A spectacular senior season helped Daunte Culpepper garner first-team All-America honors from the *NFL Draft Report* and *The Sports Network* and honorable mention recognition from *Football News* and *Playboy*. Culpepper completed a school-record 296 passes for 3,690 yards with 28 scores. He recorded seven 300-yard passing games for the Knights and set a school record with a .017 interception-to-attempt ratio.



DAUNTE CULPEPPER
Quarterback – 1997
Football News, *NFL Draft Report*

As a junior in 1995, Daunte Culpepper garnered All-America first team status from the *NFL Draft Report* and honorable mention honors from *Football News*. He finished fourth in the nation in total offense with an average of 320 yards per game. Culpepper also ranked 15th nationally in passing efficiency (146.91). During the course of the season, he set 15 school records. He passed for 3,086 yards with 25 scores. Additionally, he rushed 136 times for 438 yards with five scores.



DAUNTE CULPEPPER
Quarterback – 1995
Poor Man's Guide to the NFL Draft

Following his freshman campaign, Daunte Culpepper was a third team All-America pick by the *Poor Man's Guide to the NFL Draft*. In 1995, he completed 168-of-294 passes for 2,071 yards and 12 touchdowns. He concluded the campaign 28th nationally in passing efficiency (122.9). Culpepper also rushed for five touchdowns.



MARQUETTE SMITH
Tailback – 1995
Football Gazette

Marquette Smith had an incredible 1995 as he earned second team All-America honors from the *Football Gazette*. During the year, he rushed for a then school-record 1,511 yards on 274 carries. Smith had nine 100-yard rushing performances in 1995 and found the end zone 14 times.



TODD CLEVELAND
Kick Returner – 1994
The Sports Network

As a senior in 1994, Todd Cleveland was one of the nation's top kick returners and as a result, earned All-America second team honors from *The Sports Network*. Cleveland was third in the country, averaging 31.73 yards per return. He returned three kicks for touchdowns, including an 100-yard return against Bethune-Cookman. Cleveland also had a 99-yard return for a score versus Buffalo.



UCF ALL-AMERICANS

TRAVIS COOPER

Linebacker – 1994
The Sports Network

After leading the team with 109 tackles, Travis Cooper was an honorable mention All-America pick by The Sports Network in 1994. He was the lone UCF player to record more than 100 tackles. The senior posted a team-high 66 solo stops. Cooper had seven tackles for loss (20 yards) and three break-ups.



GREG JEFFERSON

Defensive End – 1994
The Sports Network

Greg Jefferson garnered honorable mention All-America status from The Sports Network as a senior. During the 1994 campaign, he totaled 45 tackles. He paced the team with 8.0 sacks for 29 yards. Jefferson also forced a fumble.



CHARLIE PIERCE

Placekicker – 1994
The Sports Network

As a sophomore in 1994, Charlie Pierce was named to The Sports Network's All-America First Team. He connected on 14-of-16 field goal attempts. Pierce made 11-straight field goals to conclude the year. Pierce made 47-of-47 extra-point attempts and paced the team with 89 points.



DAVID RHODES

Wide Receiver – 1994
The Sports Network

David Rhodes had a strong senior season in 1994, garnering honorable mention All-America honors from The Sports Network. Rhodes registered 62 receptions for 1,075 yards with 11 touchdowns. He ranked 13th nationally in yards per game at 97.73. The wideout also was 24th in the country in receptions per game (5.64).



DAVID RHODES

Wide Receiver – 1993
Associated Press, Football News, The Sports Network, Walter Camp

After a record-breaking junior campaign, David Rhodes was a first team All-America selection by the Associated Press. He also earned second team honors from *Football News*, The Sports Network and Walter Camp. In 1993, Rhodes set school records for receptions (90) and touchdowns (15). He tallied 1,379 yards. Rhodes finished third nationally in receptions per game (7.09) and fourth in yards per game (105.36).



BOBBY SPITULSKI

Linebacker – 1991
Associated Press

Bobby Spitulski was an Associated Press All-America Third Team pick in 1991. The linebacker appeared in nine games and ranked fourth at UCF with 67 tack-

les. Spitulski posted 5.0 sacks for 31 yards and paced the squad with 8.0 tackles for loss. He also tied for first on the team with four picks.

STEVE SPEARS

Defensive Lineman – 1988
Football Gazette

Steve Spears was one of two Knights tabbed by the *Football Gazette* as an All-America pick in 1988. Spears was an honorable mention selection. As a senior, Spears recorded 84 total tackles. He posted four tackles for a loss and had one sack. Spears also recorded four fumble recoveries during the year.



DAVE UNDERWOOD

Offensive Lineman – 1988
Football Gazette

Offensive tackle Dave Underwood was a *Football Gazette* All-America Second Team selection as a senior. He helped the Knights total 219 first downs in 1988, compared to 197 for their opponents. UCF averaged 292.2 passing yards that year.



MIKE COAD

Linebacker – 1987
Football News

Mike Coad had a strong senior campaign for the Knights in 1988. He was a *Football News* All-America Second Team pick. He recorded 154 tackles, which ranked second on the squad. Coad tallied 2.5 sacks and a pick. He also added three pass break-ups.



BERNARD FORD

Wide Receiver – 1987
Associated Press, Football News, Kodak

Bernard Ford earned first team All-America honors from *Football News* and Kodak as a senior in 1988. He also garnered second-team recognition from the Associated Press. In 11 contests, Ford totaled 68 receptions for 1,108 yards and 12 touchdowns. He also ran the ball 12 times for 95 yards.



EDDIE O'BRIEN

Placekicker – 1987
Associated Press, Football News, Kodak

A senior in 1987, Eddie O'Brien was named to the *Football News* All-America First Team. He also received second team honors from the Associated Press and Kodak. That year, O'Brien led the Knights with 97 points. He made 20-of-30 field goal attempts.



DARIN SLACK

Quarterback – 1987
Football News

Darin Slack was named to the 1987 *Football News* All-America Second Team as a senior. He guided UCF to a 9-4 mark as the team advanced to the second round of the D-II playoffs. Slack completed

256-of-486 attempts for 3,457 yards. He concluded the season with 28 touchdown tosses.

WYATT BOGAN

Linebacker – 1986
Football News

In 1986, Wyatt Bogan was a *Football News* All-America First Team pick. He paced the team with 143 tackles, including 58 unassisted stops. Bogan recorded four sacks as a junior. He also registered three pass break-ups.



DAN BURKE

Offensive Line – 1981
Associated Press

As a junior in 1981, Dan Burke garnered honorable mention All-America recognition from the Associated Press. He played center and tackle during the year for the Knights.



BILL GIOVANETTI

Linebacker – 1981
Associated Press

Bill Giovanetti was one of three All-America honorable mention picks from UCF in 1981. The junior linebacker ranked second on the squad with 116 total tackles. Giovanetti paced the Knights with four interceptions during the season.

EDDIE JAMES

Linebacker – 1981
Associated Press

Eddie James earned honorable mention All-America honors from the Associated Press in 1981. He led the Knights with 116 total tackles. He also paced the squad with 56 solo stops. James recorded three tackles for loss and also had a pair of fumble recoveries and two pass break-ups for the Knights.



SCOTT RYERSON

Placekicker – 1981
Associated Press

After scoring 62 points in 1981, Scott Ryerson was named to the Associated Press All-America Third Team. The junior converted 18-of-29 field goals and made 8-of-12 extra-point attempts. The 18 field goals were the most among all kickers in Division II and III. Against Savannah State, Ryerson hit a pair of field goals of 50 yards or better, including a 54-yarder.

TIM KIGGINS

Kick/Punt Returner – 1980
Associated Press

UCF's first All-America selection, Tim Kiggins earned third team honors from the Associated Press in 1980. Kiggins returned 19 kicks for the Knights, averaging 17.6 yards per return. He also averaged 11.8 yards per punt return, which ranked among the top-15 nationally in the statistical category. As a defensive back, Kiggins recorded three interceptions.

UCF ATHLETICS HALL OF FAME



SEAN BECKTON **Inducted in 2000**

Sean Beckton was one of the first football players to be inducted into the UCF Athletics Hall of Fame. Beckton was a standout wide receiver for UCF from 1987-90, setting numerous school records. He finished his career as the school's leader in receptions (196) and career yardage (2,493). Beckton once scored four touchdowns, four different ways in one game in 1990: catching, throwing, rushing and returning a punt.



SYLVESTER BEMBERY **Inducted in 2009**

Sylvester Bembery was a four-year standout who helped UCF to the NCAA D-II Playoffs as a senior in 1987. He was the team's Lineman of the Year after making 71 tackles on a defense that held opponents to 67 points all season. As a junior in 1986 he helped UCF to its first winning record since 1979. He continued to play for 11 seasons in the Arena Football League where he won two titles and was named No. 7 in a 2006 compilation of the Top 20 players in AFL history. The Tampa Bay Storm retired his number.



DAN BURKE **Inducted in 2013**

The anchor on the offensive line for the first four seasons of the football program, Dan Burke played center and tackle for the Knights from 1979-82. That included starting at center every game his first two seasons. Burke would serve as an AP Honorable Mention All-American in 1981, as well as the Orlando Touchdown Club's Offensive Player of the Year. Following his college career, Burke had stints with the New Jersey Generals and Baltimore Stars of the USFL and the Orlando Predators of the Arena Football League.



DAUNTE CULPEPPER **Inducted in 2002**

The most recognizable player in UCF history, Daunte Culpepper starred for the Knights for four years. Tabbed as the Sammy Baugh Trophy winner (passer of the year in college football), Culpepper was also voted as The Sports Network's National Co-Player of the Year with Texas' Ricky Williams in 1998. As a senior in 1999, he set the NCAA single-season record for completion percentage at 73.6, breaking Steve Young's 15-year old mark (71.3). At the end of his UCF career, Culpepper had surpassed the 10,000-yard passing mark and 1,000-yard rushing mark, a feat only achieved twice before in NCAA history. His four-year totals equaled 12,459 all-purpose yards, good for sixth on the NCAA's all-time total offense list for all divisions. Culpepper, who recorded 108 TDs as a Knight, was selected in the first round of the 1999 NFL Draft by the Minnesota Vikings and was selected as the NFC's starting quarterback in the Pro Bowl in just his second year in the league.



ELGIN DAVIS **Inducted in 2010**

Davis remains one of the top rushers in UCF history, with 2,064 career rushing yards on 464 carries with 23 touchdowns despite battling several injuries. He burst onto the scene as a freshman in 1983, earning the starting spot and never looked back. Davis was selected by the New England Patriots in the 1987 NFL Draft becoming just UCF's second-ever pick.



WILLIE ENGLISH **Inducted in 2003**

A workhorse in college, Willie English set rushing records that would last for more than 15 years at UCF. He finished his career as the all-time leader in rushing yards (3,131), career touchdowns (38) and with the most 100-yard rushing games (15). English also set the single-game rushing mark at 242 yards. He helped guide UCF to the NCAA FCS semifinals in 1990. The next season, he set the school's single-season mark with 1,338 yards and 13 scores. Following college, English signed with the Cincinnati Bengals in 1993.



BERNARD FORD **Inducted in 2011**

Starring as wide receiver from 1985-87, Bernard Ford totaled 111 career receptions for 2,138 yards with 21 scores. He had six career 100-yard games, and as a senior, led the team in receiving on a squad that had its best NCAA Division II season (9-4-0 in 1987) and advanced to the national semifinals. Ford was named to the Kodak and *Football News* All-America First Team as a senior, while also earning AP Little All-America honors. He holds several school records, including receiving yards in a season (1,180), TD catches in a game (four) and all-purpose yards in a season (1,627). He also blocked five punts, good for second at UCF.



BILL GIOVANETTI **Inducted in 2000**

In 2000, Bill Giovanetti was one of the first football players inducted into the Hall of Fame. During UCF's inaugural campaign in 1979, he was named one of the starting linebackers at the age of 17. In his four-year career, he started all 37 games he played, and led all Knights in tackles in three of his four years, while setting a school-record for tackles in a game (23). He is second all-time in career tackles (429). In 1981, his junior season, Giovanetti earned All-America honors.



ALAN GOOCH **Inducted in 2006**

As a player and assistant coach at UCF, Alan Gooch gave 25 years of his time and effort to the UCF football program, beginning in 1983. His most notable accomplishments came after earning the coaching responsibilities for the running backs. Through his 17 seasons coaching the backfield, all 31 backs finished their eligibility

and received their degrees. In 1997, one year prior to being named assistant head coach, Gooch was honored as the AFCA's Assistant Coach of the Year. That same year, Gooch received national attention for his mentoring of Dwight Collins, a hearing-impaired rusher, who received Walt Disney's Wide World of Sports Spirit Award in 1997 for being the nation's most courageous athlete.



FRANCO GRILLA **Inducted in 2005**

Remembered for his time-expiring kick against Youngstown State in the first round of the FCS playoffs on Nov. 24, 1990, Franco Grilla helped UCF overcome the undefeated Penguins, 20-17, in Ohio. He served as the Knights' kicker from 1989-92, setting a school-record with 103 consecutive PATs made. Named to the *Orlando Sentinel's* 25th Anniversary UCF Football Team, he is second in the most PATs made in a season (45) and third in career field goals made (47).



MIKE GRUTTADAURIA **Inducted in 2004**

During the St. Louis Rams' run for a championship in 2000, Mike Gruttadauria became the first Knight to win a Super Bowl ring. A four-year starting center for UCF from 1991-94, Gruttadauria was named to the *Orlando Sentinel's* 25th Anniversary UCF Football Team. His seven-year NFL career included stints with the Dallas Cowboys and Arizona Cardinals.



RICK HAMILTON **Inducted in 2006**

As a standout linebacker and a knowledgeable scholar of the game, Rick Hamilton's stellar career did not stop with UCF. A Knight from 1989-92, Hamilton ranks as the school's all-time leader in tackles (443). He also recorded at least 100 tackles in three of his four seasons with UCF, including the second-most single-season total of 149. Following graduation, Hamilton was drafted in the third round of the NFL Draft by the Washington Redskins. He went on to play with the Kansas City Chiefs and New York Jets.



GREG JEFFERSON **Inducted in 2011**

A star defensive end at UCF from 1991-94, Greg Jefferson finished his career second in sacks with 31, and he had 42 tackles for loss, the seventh-most at UCF. Jefferson finished with 181 tackles, and holds school records for PATs blocked in season and career. He also holds the single-season and career field goals blocked records, having registered three in 1993. Jefferson totaled 15 sacks as a junior, good for second at UCF, and garnered Sports Network All-America honorable mention honors as a senior, and was selected in the third round of the 1995 NFL Draft by Philadelphia.

UCF ATHLETICS HALL OF FAME



SHAWN JEFFERSON **Inducted in 2002**

A wide receiver for UCF from 1988-90, Shawn Jefferson was a part of the team that guided the Knights to the FCS semifinals in 1990. He finished his career with three 100-yard receiving games and ranks seventh in the UCF annals for the longest reception (76-yard touchdown). Jefferson was drafted in 1991 by the Houston Oilers and spent 14 seasons in the NFL, playing with Atlanta, New England, San Diego and Detroit.



DON JONAS **Inducted in 2013**

Don Jonas served as UCF's first head football coach from 1979-81. His position was as a volunteer before he earned full-time status in 1980. Jonas produced a 14-12-1 record with an 11-6-1 mark at home. He resigned after 1981 to become the director of the UCF Gridiron Club. Before joining UCF, Jonas was selected by Philadelphia in the 1961 NFL Draft. While with the Winnipeg Blue Bombers, he won the 1971 Schendley Award as the CFL's Most Outstanding Player.



JORGE MAGLUTA **Inducted in 2011**

Jorge Magluta spent time as both an offensive and defensive lineman during his UCF career from 1982-85. He earned a spot on the *Orlando Sentinel's* UCF 25th Anniversary Team at OG. Magluta played on UCF's first team at the Division II level in 1982, and in 1983, helped the Knights post their first win over an FCS opponent as UCF defeated host Austin Peay, 10-7.



MANNY MESSEGUER **Inducted in 2011**

Manny Messeguer has missed only a few games in UCF football history, and currently serves as an assistant to head coach George O'Leary. In 1982, he became a UCF Athletics donor leader and has since served the program in numerous capacities, including as a radio network sideline reporter and a personal pilot for former head coach Gene McDowell. Messeguer spent 18 years as GM/VP of Tropical Ford, and served as a pilot in the U.S. Air Force during the Vietnam era and remains instrument rated as a private pilot.



ED O'BRIEN **Inducted in 2008**

One of UCF's most decorated kickers, Ed O'Brien was named a Kodak and *Football News* First Team All-America player in 1987, and also earned AP All-America Second Team honors that year. A record-holder for the longest field goal made (55 yards) at UCF, O'Brien was the first to hit four field goals in a game and the first to make nine extra points in a contest. His 50 career field goals are second all-time, while his 77 field goal attempts rank first. In 2004,

he earned honorable mention recognition on the *Orlando Sentinel's* 25th Anniversary UCF Football Team.



MICHAEL O'SHAUGHNESSY **Inducted in 2010**

Michael O'Shaughnessy was an original UCF football team member and racked up 22 career sacks. He established a school record for sacks in a game with five against Emory & Henry during 1979, and was the team's Most Spirited Player in 1980 as voted on by his teammates. He continued serving UCF as an assistant offense line coach in 1981, was the founder and first President of the UCF Letterman's K Club, a member of the Knights Booster Board of Directors and was a radio sideline reporter from 1990-94. He also was a member of the baseball team in 1979. After college, he competed in the Iron Man Triathlon, was a two-time and current Guinness World record holder in the sport of paddle boarding and received the Alumnus of the Decade Award at UCF's 40th anniversary celebration.



DAVID RHODES **Inducted in 2003**

One of the best wide receivers to come through UCF, David Rhodes capped off his record-breaking career with back-to-back All-America honors in 1993 and 1994. Rhodes is the only Knight to record three seasons with at least 1,000-yards receiving and ranks first in career TDs with 29. He finished as the Knights' all-time leader in receptions (213), receiving yardage (3,618) and 100-yard receiving games (16). Following his time with the Knights, he signed with the NFL's Cincinnati Bengals and later played in NFL Europe.



DARRELL RUDD **Inducted in 2008**

One of the most consistently dominating defensive linemen in Knights history, Darrell Rudd claimed record after record during his time at UCF. He holds six school records, and shares one, all of which have gone unmatched from when they were originally set. The records include most tackles in a season (150), fumbles recovered in a game (3), season (6) and career (11). Rudd recorded a record 19.5 sacks in 1984 and had 31.5 in his career. He earned an honorable mention spot on *Orlando Sentinel's* 25th Anniversary UCF Football Team.



SCOTT RYERSON **Inducted in 2002**

An Orlando product, Scott Ryerson kicked his way into UCF history. At the conclusion of his sophomore season in 1981, he earned All-America honors after leading the team in scoring with 62 points, and connecting on four field goals of 50 yards or longer, a school record. He is tied for the most field goals made in a game (4). Ryerson, who leads all UCF kickers with the seven field goals made of 50 yards or more, later signed a free agent deal with the Atlanta Falcons.



ASANTE SAMUEL **Inducted in 2015**

A memorable playmaker from 1999-02, Asante Samuel had 127 tackles, eight interceptions, 38 break-ups, 63 punt returns for 673 yards and 10 kickoff returns for 168 yards. He ranks eighth in career picks, while his 38 break-ups are first at UCF. Samuel also sits among the top punt returners for season return average (12.3 in 2002, #6) and career average (10.7, #6). He was a 2002 All-MAC First-Team selection, and as a junior in 2001 was an All-Independent First-Team selection by *Football News*. After UCF, Samuel was drafted by the New England Patriots in the fourth round in 2003 and went on to become a three-time Super Bowl champion, and a four-time Pro Bowl selection in 11 NFL seasons. He holds the NFL Postseason record with four interceptions returned for a touchdown and 227 interception return yards.



MARQUETTE SMITH **Inducted in 2005**

One of only two rushers at UCF to rush for more than 1,000 yards in back-to-back seasons, local product Marquette Smith set a then single-season school-record for rushing yards (1,511) and touchdowns (14) in 1995. Following that year, he earned second-team All-America honors. Despite having played just two seasons with the Knights, Smith is fourth all-time in career rushing yards with 2,569. His career did not come to a halt when he left UCF, as Carolina selected him in the fifth round of the 1996 NFL Draft.



BOB SPITULSKI **Inducted in 2009**

Bob Spitulski dominated at outside linebacker during his four-year UCF career and ultimately was drafted in the third round by Seattle. Spitulski still ranks highly on several UCF career defensive record charts and retains the school's benchmark with seven tackles-for-loss in a single game (vs. Savannah State, Nov. 2, 1991). He led the team in sacks in three of his four seasons and went on to earn third-team All-America honors by the AP in 1991 as a senior. He also helped UCF to the 1990 FCS semifinals.



ALL-TIME LETTERMEN

A
 Bruce Aaron, C, Arcadia..... 1979
 Jim Adams, TE, Tallahassee..... 1983
 Luke Adams, DE, Pensacola..... 2013-15
 Raymond Agee, QB, Auburndale..... 1982
 Kamar Aiken, WR, Miami..... 2007-10
 Kurt Aken, P, Titusville..... 1987-89
 Jordan Akins, WR/TE, McDonough, Ga. 2014-16
 Brandon Alexander, DB, Orlando..... 2011-14
 Chad Alexander, WR, Lake Wales..... 2008-10
 Robert Alexander, LB, St. Augustine... 1991-94
 Danny Allen, DE, Altamonte Springs..... 1981
 Emery Allen, CB, Milton..... 2006-10
 Mark Allen, OG, Belle Glade..... 1981
 Travis Allen, PK, Rogersville, Tenn..... 1988
 David Alls, CB, Winter Haven..... 1986
 Charles Anderson, LB, Miami..... 1991-94
 Demetris Anderson, DT, Fort Pierce... 2013-14
 L.J. Anderson, OG, Sumter, S.C..... 2005-07
 Marcus Anderson, FB, Lake City..... 2001
 Micah Anderson, OL, Stone Mountain, Ga. 2014
 T'Angelo Andrews, DB, Daytona Beach. 1982-83
 Thomas Andrews, DE, Midway, Ga..... 1999-02
 Carlos Ardavin, DB, Miami..... 1981-82
 Scott Ariail, DB, Bainbridge, Ga..... 1989-92
 David Ashkinaz, OG, Oak Grove, Calif. 2002-03
 Augustus Ashley, DB, Jacksonville..... 2006-07
 Curt Ashley, DE, Miami Lakes..... 1984
 Moses Ashley, DE, Miami..... 1980
 Chris Askew, C, Key Largo..... 1999-01
 Greg Atterberry, RB, Denmark, S.C. 1981, '83
 Tim Ayers, FS, Orlando..... 1979-80

B
 Corey Baker, TB, Seffner..... 2000-01
 Steven Baker, LB, Ocala..... 2004-07
 Perry Balasis, FB, West Palm Beach... 1987-90
 Darin Baldwin, DB, Homestead..... 2007-10
 William Ballard, DE, Tampa..... 1982
 Jaquarius Bargnare, WR, Orlando..... 2016
 Gil Barnes, RB, Ft. Myers..... 1985-89
 Spencer Barnes, WR, Orlando..... 1979
 Deondre Barnett, LB, Cocoa..... 2013
 Travis Barr, LB, Duluth, Ga..... 2005
 Ed Barrett, C, Jacksonville..... 1985-86
 Robert Batista, PK, Brooksville..... 2007
 Kurt Baumann, OT, Chiefland..... 1998-00
 Ryan Beal, SS, Merritt Island..... 2004
 Neil Beasley, WR, Pinellas Park..... 1985-86
 John Beauchamp, OG, Chiefland..... 1997-00
 Jordan Becker, LB, Clearwater..... 2009-10
 Sean Beckton, WR, Daytona Beach... 1987-90
 Sean Beckton, DB, Orlando..... 2011-14
 Sylvester Bembery, DT, Miami..... 1984-87
 Mark Benedict, OL, St. Petersburg..... 1980-81
 Kevin Bennett, TE, Jacksonville..... 1991-92
 Jermaine Benoit, DE, Tampa..... 1994-97
 Javier Beorlegui, K/P, Merritt Island... 1998-01
 Lemec Bernard, LB, Ft. Myers..... 2002-04
 Nick Beucher, K, Lake Highland..... 2006
 Atari Bigby, SS, Miami..... 2001-04
 Andrew Bishop, OL, Miami..... 1987-90
 Neil Bittong, FB/DT, Orlando..... 2005-07
 Joseph Blackard, OT, Anchorage, Alaska. 2002
 Cole Blair, DB, Albany, Ga..... 1981-82
 Richard Blake, DB, Plantation..... 1992-94
 Darryll Blanford, SS, Titusville..... 1988-89
 Cal Bloom, TE, Maple Grove, Minn..... 2013-16
 Mike Blue, OT, Jacksonville..... 1989
 Justin Boddie, DB, Atlanta, Ga..... 2007-10
 Wyatt Bogan, LB, Tampa..... 1984-86, '88
 David Bohner, P, Matthews, N.C..... 2010-11
 Brent Bolar, DE, Daphne, Ala..... 2000-03
 Jeff Bolle, DB, Francis Creek, Wis..... 1981-84
 Terence Bonner, RB, Memphis, Tenn... 1984-86
 Blake Bortles, QB, Oviedo..... 2011-13
 A.J. Bouye, DB, Tucker, Ga..... 2009-12
 Raymond Boyd, DB, Warner Robins, Ga... 1992
 Jamie Boyle, PK/P, Central Valley, N.Y. 2009, '12
 Jeremy Boykins, DB, Jacksonville..... 2016
 Jerod Boykins, LB, Jacksonville..... 2016

Jeff Branham, TB, Orange, Mass..... 2004-05
 Robert Braucht, DT, Edgewater..... 1993-95
 Scott Braun, TE, Gainesville..... 1993-95
 Gerren Bray, LB, Ft. Lauderdale..... 2001-04
 Jim Bray, DE, Winter Park..... 1980, '83
 Chad Breeden, LB, Mayfield, Ohio..... 2003
 Ronnie Brewer, LB, Longwood..... 1989-90
 Bobby Brewin, C, Lake City..... 2001-02
 David Bridges, C, Glen St. Mary..... 1983-86
 Demeitre Brim, LB, Dundee..... 2015-16
 Willie Britton, C, Jacksonville..... 1989-92
 Paul Brock, C, Baker..... 1984
 Paul Brock, LB, Hialeah..... 1985-86
 Barry Brooks, LB, Plantation..... 1987
 Chester Brown, OL, Hinesville, Ga..... 2013-16
 Dee Brown, FB, Brooksville..... 2001-03
 Jake Brown, OL, Encinitas, Calif..... 2016
 Jesse Brown, DB, Miami..... 1989
 John Brown, PK, Orlando..... 2004-05
 Larry Brown, DT, Jacksonville..... 2000-03
 Mark Brown, SN, Deland..... 1994-95
 Patrick Brown, OT, St. Charles, Ill..... 2005-08
 Savarris Brown, LB, Fort Myers..... 2001
 Sinclair Brown, TE, Brunswick, Ga..... 2005-06
 Dorian Bryant, DB, Pompano..... 1984
 John Bryant, LB, Plantation..... 1992-93, '95-96
 Eric Buckley, SS, Merritt Island..... 1989-91
 Dave Burdetsky, DL, Orange Park..... 1982
 Dan Burke, C, Eau Gallie..... 1979-82
 Chequan Burkett, LB, Montgomery, Ala. 2013-16
 Bob Burkhardt, QB, Maitland..... 1981
 Todd Burks, CB, Buffalo, N.Y..... 1992-93
 Siaha Burley, WR, Meza, Ariz..... 1997-98
 Joe Burnett, CB, Eustis..... 2005-08
 Devon Burns, CB, Miami..... 1991
 Michael Buscemi, LS, Plantation..... 2005-07
 Davin Bush, CB, Hialeah..... 1996, '98-00
 Kendall Bush, RB, East St. Louis, Ill..... 1980
 Ian Bustillo, OL, Miami..... 2008-09
 Adam Butcher, C, St. Petersburg..... 2002-03
 Marek Butcher, P, St. Petersburg..... 1997
 Nate Butler, FB, Fort Lauderdale..... 1981
 Mike Buxton, OL, Bonita Springs..... 2008-09

C
 Chris Cade, DT, Pahokee..... 1993-94
 Woodley Cadet, LB, Loxahatchee, Fla..... 2013
 Rob Calabrese, QB/WR, Islip Terrace, N.Y. 2008-12
 Kirk Callahan, DB, Seffner..... 2006
 Andy Cambridge, DT, Lake Mary..... 1998
 Anthony Campbell, DE, DeFuniak Springs. 1984
 Frank Campbell, DT, Miami..... 1994
 Michael Campbell, OL/TE, Pensacola... 2013-15
 Greg Campion, TE, Sarasota..... 1982, '84
 Alex Cantillo, C, Miami..... 1988
 Tavaris Capers, WR, Miami..... 2001-04
 Greg Cardomone, LB, Cambridge..... 1980
 Ken Carpenter, LB, Orlando..... 1981
 Paul Carrington, DE, Springfield, Ga... 2002-05
 Altman Carter, WR, Gainesville..... 1996-97
 Blake Carter, LB, Cincinnati, Ohio..... 2006-07
 Jack Carter, DE, Miami..... 2010
 Mike Carter, TE, Melbourne..... 1980, '82
 William Carter, LB, Cantonment..... 1985
 Brandon Catto, LB, Jacksonville..... 1994
 Nick Cattoi, PK, Tampa..... 2008-11
 Rashard Causey, DB, Miami..... 2015-16
 Kenny Clark, WR, Ocala..... 1997-00
 Errol Clarke, LB, Miami..... 2014-16
 Nevelle Clarke, DB, Miami..... 2016
 Marcus Clemons, DE, Titusville..... 2001
 Todd Cleveland, WR, Altamonte Springs. 1994, '97
 Blake Clingan, P, Coral Springs..... 2007-10
 Mike Coad, LB, St. Petersburg..... 1986-87
 Aaron Cochran, HB/DL, Atlanta, Ga..... 2015-16
 James Cody, SS, Naples..... 2001-02
 Clifford Cole, DT, Altamonte Springs... 1990-91
 Merrit Collazo, J, OG, Miami..... 1980-81
 Mike Collier, WR, Belle Glade..... 1982
 Dwight Collins, TB, Lake Charles, La... 1997-00
 Kelvin Collins, WR, Melbourne..... 1983

Kyle Coltrair, WR, Noblesville, Ind..... 2016
 Ted Coltrair, WR, West Palm Beach..... 1987-89
 Michael Colubiale, TE, Port Orange..... 2016
 Steve Colubiale, RB, Ormond Beach..... 1981
 Willie Comerford, OG, St. Petersburg. 1999-01
 Derrick Connor, OT, Miami..... 1988-91
 Robert Lee Connor, DT, Mangum, Okla. ... 1989
 Joey Connors, DL, Powder Springs, Ga... 2016
 Scott Connors, FB, Coral Springs..... 1987
 Bill Cook, DE, Jacksonville..... 1991-94
 David Cook, FB, Ft. Myers Beach..... 1985-86
 James Cook, LB, Jacksonville..... 2002-05
 Tarik Cook, OL, Stone Mountain, Ga... 2013-15
 Anthony Cooks, LB, Daytona Beach. 1992, '94-95
 Bret Cooper, WR, Miami..... 1989-92
 Travis Cooper, LB, Miami..... 1993-94
 Roy Copeland, OL, Sebring..... 1981
 Scott Cordrey, DT, Ocala..... 1996
 Brian Covington, CB, Winter Haven... 1987-88
 Justin Cowing, LS, Lakeland..... 2005-06
 Doug Cox, C, Galesburg, Ill..... 1987-89
 L.D. Crow, QB, Palm Harbor..... 2010
 Brian Crutcher, WR, Dade City..... 1991-94
 Mike Cullison, QB, Orlando..... 1979-80
 Darrin Culpepper, SS, Miami..... 1983
 Daunte Culpepper, QB, Ocala..... 1995-98
 John Cummings, CB, New Smyrna Beach. 1979-80
 Rey Cunha, OL, Miami..... 2011
 Buddy Cunningham, WR, Naples..... 1984
 Andreall Curry, FB, Titusville..... 2002

D
 Daren Daly, PK, Coral Springs..... 2008
 Dan Daniels, TE, Merritt Island..... 1996
 Lyle Dankenbrin, DB, Stuart..... 2009-12
 Anthony Davis, WR, Boynton Beach..... 2008
 Brad Davis, C, Holly Hill..... 1983-84
 Brandon Davis, RB, Suwanee, Ga..... 2008-09
 Erin Davis, RB, Jacksonville..... 1983-86
 Gerard Davis, RB, Orlando..... 1992-95
 Jonathan Davis, RB/LB, Lawrenceville, Ga. 2009-12
 Tavius Davis, WR, Fort Lauderdale.... 1998-01
 Titus Davis, LB, Atlanta, Ga..... 2016
 Troy Davis, LB, Lawrenceville, Ga..... 2009-12
 Turner Davis, RB, Sanford..... 1980-81
 Willie Davis, LB, Pensacola..... 1998-01
 Kelly Davison, OL, Washington, Ind..... 2013
 Bill Dayton, C, Vero Beach..... 1996, '98
 Harry deAntonio, TE, Ocala..... 1982
 Chris Decker, OT, Pembroke Pines..... 2000
 Scott Dedelow, DT, Oviedo..... 1996-99
 Donald De La Haye, PK, Port St. Lucie... 2016
 Damian Damps, SS, Miami..... 1997-00
 Jeremy DeVane, OG, Ormond Beach... 2006-07
 Deaubrey Devine, LB, Lakeland..... 1996-99
 Derrick Dickey, OL, Byron, Ga..... 2014-16
 Mike Dickinson, WR, Miami..... 1989-92
 Curtis Dix, DT, Boca Raton..... 1992, '95
 Reginald Doster, WR, Deerfield Beach... 1995-98
 Legor Douzable, DT, Tampa..... 2004-07
 Steve Dovalle, LB, Orlando..... 1985-86
 Chad Downey, K/P, Cape Coral..... 1997-98
 Randy Dozier, LB, Orlando..... 2004-06
 Mark Duka, FB, Merritt Island..... 1980-81
 Bruce Dukes, DB, Tyrone, Ga..... 2011
 E.J. Dunston, DT, Eatonville..... 2010-13

E
 Michael Easton, DB/LB, Winter Haven. 2011-14
 Bill Eckler, OL, West Palm Beach..... 1982
 Robert Ector, RB, Miami..... 1984-87
 Reggie Edwards, RB, Daytona Beach... 1984-87
 Steve Edwards, OT, Chicago, Ill..... 2000-01
 Boma Ekiyor, DE, Ilorin, Nigeria..... 2001
 Emil Ekiyor, DE, Daytona Beach... 1992-93, '95
 Antonio Eldemire, TE, New York, N.Y. 2004-05
 Ahmed El-Hawary, OG, Merritt Island... 1997-98
 Scott Elling, OT, Inverness..... 1987
 Adrian Ellis, DB, Miami..... 1994-95
 Ron Ellis, CB, Palm Bay..... 2003-04
 Don Ellison, OG, Titusville..... 1979-80



ALL-TIME LETTERMEN

Alvin Encarnacion, LB, Jacksonville..... 1985
 Willie English, TB, Avon Park 1989-91, '93
 Scott Erickson, DE, Atlantis 1979-80
 Corris Ervin, DB, Pompano 1984-87
 Aaron Evans, OL, Seffner 2014-16
 Keith Evans, DB, Fort Lauderdale..... 1986-88
 Nate Evans, LB, Waggaman, La..... 2016

F
 Damani Fagan, DB, Fort Lauderdale 2004
 Jeff Farmer, LB, Brooksville 1983-84
 Darius Faulk, DB, Jacksonville 1993
 Byron Felder, SS, Ferdinand Beach 1986-87
 Edwin Ferguson, DE, West Palm Bch... 1988-99
 Joe Field, FB, Miami 1997
 Travis Fisher, CB, Tallahassee 1999-01
 Ryan Finn, P, Lehigh Acres 2001-02
 Nico Flores, WR, Miami 2010
 Taylor Flowers, LB, Groveland 1980-82
 Dontravious Floyd, H-Back, Homestead .2010-12
 DaBar Fluellen, WR, Titusville 2003
 Bernard Ford, WR, Cordele, Ga 1985-87
 Rico Ford, LB, Fort Lauderdale 1984
 Darius Fore, DB, Bensalem, Pa..... 1983-85
 Ray Forsythe, OT, Winter Garden 1993-94
 Leroy Foster, DE, Vero Beach 1992
 Kyle Fowler, LB, Longwood 2006
 Cornell Francis III, TB, Green Cove Springs .1992-94
 Curtis Francis, TB, Green Cove Springs .2004-07
 Jordan Franks, LB/WR/TE, Crawfordville. 2014-16
 Raeder Frantzen, LB, Tampa 2016
 Troy French, C, Bradenton 1987
 Doug Friedlander, P, Daytona Beach... 1981-82
 Cornelius Friendly, RB, Orlando 1989
 Jeff Froehlich, WR, Winter Park 1980-83
 Jimmy Fryzel, WR, Lakeland 1999-02
 Jeff Fye, CB, Fort Lauderdale 1997-99

G
 Bryan Gabourel, DT, Oakland, Calif. 2005-06
 Doug Gabriel, WR, Orlando 2001-02
 Willie Gaetjens, TE, Titusville 2008-10
 Cedric Gagne-Marcoux, C, Sherbrooke, Quebec..... 2003-06
 Michael Gaines, TE, Tallahassee 2001-02
 Alex Galvez, OL, Miami 1993-96
 Sean Galvin, PK, Cork, Ireland 2012-14
 Ed Gantner, DE, Orlando 1979-81
 Mario Garcia, LB, Cooper City..... 1984
 Bob Garn, OL, Fort Lauderdale 1985-87
 Kevin Garvy, TE, Palm Beach..... 2011-12
 Ivory Gaskins, WR, West Palm Beach . 2001-02
 Doug Gatewood, LB, Orlando 1979-82
 Kevin Gatlin, RB, Jacksonville..... 1988-89
 Sean Gaudion, FB, Brandon 1999-02
 Clayton Geathers, DB, Hemingway, S.C. 2011-14
 Jarvis Geathers, DL, Andrews, S.C..... 2008-09
 Mark Giacone, RB, Westfield, N.J. 1987, '89-90
 Kyle Gibson, DB, Tampa 2015-16
 Walter Gibson, CB, Miami 1989, '91
 Sean Gilhuly, OG, Winter Springs 2003-05
 Ryan Gillis, OG, Largo 1995-96, '98
 Neal Ginley, OT, Parma, Ohio 1980
 Bill Giovanetti, LB, Casselberry 1979-82
 Billy Giovanetti, FB, Winter Park 2009-12
 Nick Giovanetti, DB, Winter Park 2009
 Brian Glasford, WR, Opa-Locka 1983, '85
 Robert Glen, LB, Orlando 1989
 Jacoby Glenn, DB, Prichard, Ala..... 2013-14
 Marcus Glover, CB, Ocala 2001, '03
 Jeff Godfrey, QB/WR, Miami 2010-13
 Alex Goforth, OL, Middlesboro, Ky. 1988-91
 Chip Goforth, LB, North Augusta, S.C. 1991
 Theo Goins, OL, Houston, Texas 2009-12
 Ben Goldberg, TE, Gainesville 1997-98
 Alan Gooch, DB, Clearwater 1981-82
 Mark Goode, RB, Maitland 1980
 Jimmy Goodman, LB, Orange Lake 1987
 Tod Goodyear, TE, Eau Gallie 1979
 Bruce Gordon, DB, Orlando 1980-82
 Ferrol Gordon, DB, Deland 1985

Jimmy Gore, DB, Daytona Beach 1989
 Mark Gorrell, DG, Titusville 1979
 Ray Gould, OG, Coral Springs 1997
 Mike Granham, LB, Miami 2005
 Joey Grant, DL/OL, Apopka 2012-14
 Mike Grant, TB, Jacksonville 1995, '97-98
 Troy Gray, LB, Kennesaw, Ga 2011-14
 Victor Gray, DL, Orlando 2010-12
 Don Grayson, TE, Sanford 1986-87
 Michael Greco, QB/S, Ft. Lauderdale... 2007-09
 Cornell Green, OT, St. Petersburg 1995-98
 Deion Green, DL, Orlando 2012-13
 Emory Green, LB, Sanford 1994-97
 Montrel Greene, RB, Albany, Ga..... 1989-90
 Brandon Greenlee, LB, Bronson 1999
 Doug Grieder, FB, Fern Park..... 1979
 Shaquell Griffin, DB/LB, St. Petersburg .2015-16
 Shaquill Griffin, DB, St. Petersburg 2013-16
 Franco Grilla, PK, Miami 1989-92
 Mike Grissom, NG, Jacksonville... 1986-87, '89
 Dean Groves, SS, Orlando 1979
 Mike Gruttadauria, C, Tarpon Springs...1991-94
 Tony Guerad, DL, Tampa 2016
 Matt Gulla, LB, Fort Lauderdale..... 1994-95
 Chris Gunn, LB, Prairie, Miss 1999
 A.J. Guyton, WR, Homestead 2007, '09-11
 Kurt Gwynne, NG, Seminole 1985-87

H
 John Hafferty, OL, Alpharetta, Ga. 2008
 Jonas Haggins, RB, Lakeland 1979
 Herbert Hall, C, Panama City 1983, '85-86
 Rannell Hall, WR, Miami 2011-14
 Rufus Hall, WR, Bartow 1993-94, '96
 Nathan Hallet, FB, St. Petersburg 1995-96
 Derrick Hallman, LB, Fort Pierce 2007-10
 Jawon Hamilton, RB, Miami 2016
 Rick Hamilton, LB, Inverness 1989-92
 Rovell Hamilton, CB, Melbourne 2002-03
 Quintin Hampton, LB, Moultrie, Ga..... 2015
 Omar Hansborough, DB, Homestead 2010
 Tony Hardman, LB, Clearwater 1998-00
 Corries Hardy, DE, Melbourne 1994-95
 Fred Harley, DT, Fort Myers 1997-00
 T.J. Harnden, DL, Tallahassee 2008-09
 F.B. Harper, LB, Englewood 1988
 Greg Harper, OL, Gainesville 1995
 John Harris, CB, Valparaiso 1988-89
 Mark Harris, LB, Middleburg 1986
 Tyler Harris, QB, Blackshear, Ga..... 2015
 Brynn Harvey, RB, Largo 2008-09, '11-12
 Craig Harvey, LB, Miami 2003
 Rashidi Haughton, DE, Miami 2009
 Barry Havener, TE, Clearwater 1983
 Victor Hawkins, DB, Immokalee 1982
 Brendon Hayes, DL, New Orleans, La. 2016
 Lenard Hayes, DB, Clearwater 1994
 Alex Haynes, TB, Orlando 2001-04
 Frank Haynes, OT, Delray Beach 1996-99
 Sidney Haynes, WR, Suwanee, Ga 2007-08
 Mike Heckman, LB, Winter Garden 1981
 Mike Hedge, SN, Clearwater 1999-01
 Kevin Helms, QB, Winter Haven 1985
 Cam Henderson, DE, Birmingham, Ala. . 2011-12
 Chance Henderson, LB, Conyers, Ga. 2006-08, '10
 Brett Henley, FS, Gainesville 1985
 Jared Henry, DB, Jacksonville..... 2014
 Daron Herrndon, C, Altamonte Springs 1997
 Tate HERNLY, OL, Fort Myers 2015-16
 Brian Hessinger, LB, Melbourne 1986-88
 Randy High, OT, Winter Park 1979-81
 Dan Hignite, OG, Orlando 1982
 Rex Hill, DT, Marathon 2006-07
 Trysten Hill, DL, Lee 2016
 Darin Hinshaw, QB, Fort Charlotte 1991-94
 Tyson Hinshaw, WR, Orlando 1998-00
 Brett Hodges, QB, Winter Springs 2009
 Jim Hogan, P, Bunnell 1986
 Cory Hogue, LB, Naples 2005-07, '09
 Derek Holland, LB, St. Cloud 1993-96
 Patrick Holland, FS, Miami 2002-03

Sam Holland, WR, Miami 1983-84
 Justin Holman, QB, Snellville, Ga 2013-16
 Travis Holmes, CB, Jacksonville..... 2004
 Penn Holsapple, DB, Anchorage, Alaska... 1988-91
 Blake Holton, PK, Tampa 1988
 Alphonzo Hopkins, Jr, CB, Cairo, Ga.... 2001-03
 Aaron Horne, P, Miami 2004-06
 Chad Hounshell, OL, Mentor, Ohio 2009
 Caleb Houston, P, Cleveland, Tenn..... 2013-16
 Clarence Howard, DE, Springfield, Va. 2005
 Omari Howard, TB, Syracuse, N.Y. 1998-00
 Joey Hubbard, TE, Chiefland 1995-97, '99
 Marcus Hubbard, OG, Sanford 2005-06
 Tyler Hudanick, OL, Harmony, Pa..... 2015-16
 Austin Hudson, WR, Gainesville 2009-10
 Brian Huff, OT, Coral Springs 1999-02
 Mike Huff, RB, LaBelle 1993, '95-97
 Luther Huggins, WR, Miami 2001-04
 Charley Hughtlett, LS, Tampa 2008-11
 Mike Hulsmann, DE, Deltona 1998-99
 Tom Hungerford, PK, Alexandria, Va. 1979-80
 Brian Hunsicker, OG, Fort Lauderdale... 1979
 Chance Hutto, C, Bainbridge, Ga. 1999
 Donald Huzzie, FB, Miami 1993-96

I
 Dominic Ignelzi, OL, Port St. Lucie 2004-07
 Ray Irvin, CB, Ormond Beach 1988-90
 Kemal Ishmael, DB, Miami 2009-12
 Kyle Israel, QB, Orlando 2004-07

J
 Bobby Jackson, C, Jacksonville 1983-84
 Brian Jackson, FS, Lakeland 1996
 Kenny Jackson, WR, Lehigh 2006
 Mario Jackson, TE, Palatka 1999-02
 Richard Jackson, WR, Clermont 2008
 Ron Jackson, DT, Pensacola 1981
 Toby Jackson, DE, Griffin, Ga. 2011
 Tony Jacob, OL, Atlanta, Ga 2011
 Eddie James, LB, Lake Worth 1979-80
 Javid James, WR, New Orleans, La. 2006-07
 Pat Jasinski, LB, Roswell, Ga 2015-16
 Robenson Jean, LB, Delray Beach 2007
 Rashad Jeanty, DE, Miami 2001-02
 Greg Jefferson, DE, Bartow 1991-94
 Shawn Jefferson, WR, Jacksonville 1988-90
 Marcus Jenkins, DE, St. Petersburg..... 1995-98
 Sergio Joachim, WR, North Miami 2005, '07
 Andre Johnson, NG, Orlando 1986-87
 Chris Johnson, WR, Jacksonville 2015-16
 Darcy Johnson, TE, Palatka 2002-05
 DeMarcus Johnson, DT, Tallahassee 2002-03
 Drico Johnson, DB, Orlando 2013-16
 Jimmy Johnson, WR, Odessa 2000-01
 Jordan Johnson, OL, Jacksonville 2016
 Rashard Johnson, CB, Miami 2001-02
 Ron Johnson, SS, Centerville, Ohio 1979-81
 Ron Johnson, QB, St. Petersburg Beach... 1988-91
 Storm Johnson, RB, Loganville, Ga. 2012-13
 Tim Johnson, FS, Largo 1991
 Tom Johnson, LB, Casselberry 1983-84
 Travis Johnson, DB, Miami 1991-92
 Travonti Johnson, CB, Miami 2003-06
 Harvey Joiner, TE, Austin, Texas 2003-04
 C.J. Jones, RB, Daytona Beach 2015
 Eric Jones, LB, Gainesville 1988-90
 Hayden Jones, WR, Orlando 2016
 Jamie Jones, NG, Columbia, Md. . 1983, '85-87
 Mike Jones, OG, Ft. Myers 1985
 Rodney Jones, LB, Tampa 1992
 Rudy Jones, QB, Miami 1988-90
 Willie Jones, OT, Belle Glade 1995
 John Jordan, RB, Waycross, Ga. 1987-89
 Michael Jordan, QB, Tampa 1992
 Trenton Jordan, DE, Pasadena, Calif. . 2003-04
 Harry Jorgensen, WR, Fremont, Calif. 1991-93
 Jose Jose, DT, Miami 2011-12
 Ricot Joseph, FS, Lake Worth 1999-01



ALL-TIME LETTERMEN

K

Scott Kairalla, SN, West Palm Beach... 1996-97
 Tywin Kalandyk, LB, Live Oak..... 2003
 Tommy Kasper, FB, Winter Springs..... 2004
 Ricky Kay, FB, Deltona..... 2007-10
 Barrie Kee, P, Naples..... 1987-88
 Kris Keene, OG, Oviedo..... 1991-94
 Joe Keliikipi, WR, Pittsburgh, Pa..... 1991
 Brendan Kelly, RB, Shoreham, N.Y..... 2009-12
 Dominik Kelly, CB, Quitman, Miss..... 2005-06
 Earnell Kelly, LB, Gainesville..... 1996-99
 Jeff Kelly, SS, Birmingham, Ala..... 1979
 Paul Kelly, DB, Pensacola..... 1983
 Craig Keneipp, FB, Sarasota..... 1979-80
 Eddie Keyes, CB, Orange Park..... 1994-95
 Tim Kiggins, RCB, Largo..... 1979-80
 D.J. Killings, DB, Jacksonville..... 2013-16
 Adrian Killins, RB, Daytona Beach..... 2016
 Dave King, LB, Rockville, Md..... 1982
 Dennis King, DE, Daytona Beach..... 2004
 Gordon King, OL, Winter Springs..... 1988, '90
 Wayne King, LB, Melbourne..... 1985
 Nelson Kirkland, DL, Lakeland..... 1981
 Jared Kirksey, DE, St. Augustine..... 2006
 Bob Knott, DL, Miami..... 1989-92
 Jason Kotar, DL, Winter Park..... 1989-91
 Walt Kretowicz, FB, Fort Monmouth, N.J. 1982

L

Tom Laipply, OG, Port Charlotte..... 1989-91
 Mike Landi, WR, Princeton..... 1981-82
 Parker Langley, P, Ft. Myers..... 2007
 Tony Lanham, QB, Louisville, Ky..... 1985
 Mac Lantrip, LB, Longwood..... 1985-86
 Darryl Latimore, CB, St. Petersburg.. 1993-95, '97
 Omar Laurence, CB, Largo..... 2002-03
 Mike Lavioie, C, Sanford..... 2007-08
 Shane Law, FS, Tampa..... 1990-91, '93
 Charles Lee, WR, Homestead..... 1997-99
 Abré Leggins, OL, Orlando..... 2009-10
 John Leggio, TE, Hollywood..... 1984
 Eric Leister, WR, Orlando..... 1995-98
 Matt LePain, C, Palm Harbor..... 1990-92
 Gene Lescalette, DE, Winter Park..... 1979
 Norman Lewis, OG, Port Charlotte..... 2003
 Shawn Lewis, FB, Ft. Lauderdale..... 1991
 Vincent Lewis, WR, Moore Haven..... 1981
 Josh Linam, LB, Tavares..... 2008-11
 Charles Lincoln, OL, Melbourne..... 1982-85
 John Linde, OG, Winter Park..... 1980
 Robert Lindsey, DL, St. Cloud..... 1987-90
 Millard Long, RE, Oviedo..... 1979
 Chris Lorenti, C, South Daytona..... 1997-00
 Mac Loudermilk, TE/P, Valdosta, Ga..... 2016
 Seyvon Lowry, DE, Jacksonville..... 2013, '16
 Louis Lubin, DB, Kissimmee..... 1992-95
 John Lubischer, TE, Boca Raton..... 2008
 Jamie Lugo, QB, Winter Park..... 1982-83
 Matt Lundy, TE, Orlando..... 2001
 Corey Lunford, LB, Pahokee..... 1991
 Kevin Lutz, FS, Louisville, Ky..... 1979
 Mike Lynche, DT, St. Petersburg..... 2001-02

M

Sean Maag, DB, Orlando..... 2012-13
 Mike Mabry, C, Dayton, Texas..... 2001-02
 Edward Mack, TB, Valdosta, Ga. 1996, '98-00
 Kyle Madden, TE, Kennesaw, Ga..... 2008
 Jason Magalusi, FB, Fort Lauderdale..... 1993
 Jorge Magluta, OG, Miami..... 1982-85
 Andrew Majeski, LB, Grand Marais, Minn..... 1997
 Brian Makar, LB, Fort Myers..... 1984, '86-87
 Mike Malatesta, DB, Orlando..... 2005
 Jaryl Mamea, DT, Fagasa, American Samoa. 2013-14
 Rick Mann, OG, Sanford..... 1979-80
 Keith Marcos, LB, Tampa..... 1991-93
 Craig Marsden, C, Melbourne..... 1987-90
 Brandon Marshall, WR, Winter Park... 2002-05
 Gage Marsili, LS, Deltona..... 2015-16
 Chris Martin, OL, Fort Walton Beach.. 2010-13

Ed Marynowitz, QB, Coral Springs..... 2005
 Chad Mascoe, LB, Kissimmee..... 2002
 Jeff Mauldin, DT, Gulf Breeze..... 1997-00
 Rick Maynard, LB, St. Petersburg..... 1981
 Rashad Mays, FS, Kissimmee..... 2004
 Vinny Mays, LB, Ocala..... 2011
 Parnell McCall, DT, Bunnell..... 1987-89
 Jamar McClain, DB, Miami..... 2013
 Cecil McCleod, LB, Miami..... 1984
 Glenn McCombs, P, Cape Coral..... 1983-84
 Mike McCrary, QB, Wauchula..... 1981
 Cliff McCray, OG, Miami..... 2007, '09-11
 Garrett McCray, OT, Mayo..... 1999-02
 Jordan McCray, OL, Miami..... 2010-13
 Justin McCray, OL, Miami..... 2010-13
 Justin McDonald, LB, Lauderhill... 2013, '15-16
 Lance McDowdell, DT, Mount Vernon, N.Y. 2014-15
 Quincy McDuffie, WR, Orlando..... 2009-12
 Taj McGowan, RB, Hollywood..... 2015-16
 Brett McGriff, WR, Gainesville..... 1999-02
 James McGriff, LB, Clermont..... 1980
 Jake McKibben, DT, Wauchula..... 1999-01
 John McKibben, DT, Wauchula..... 1998-01
 Drew McPhail, C, Gainesville..... 1993
 Jameil McWhorter, DE, Orlando..... 1994-97
 Bruce Meeks, RB, Miccosukee..... 2006
 Doug Meighan, OG, Tampa..... 1983
 Alex Mendez, OT, Selma, Calif..... 2002
 Bob Menello, FB, Orlando..... 1992-94
 Mike Merritt, TE, West Palm Beach.... 2004-07
 Angel Mesa, RB, Orlando..... 1988-89
 Dave Meyl, LB, Jacksonville..... 1983-84, '86-87
 Brian Miller, QB, Johnson City, Tenn. 2000-02
 Bruce Miller, DE, Canton, Ga..... 2007-10
 Charlie Miller, OG, Belle Glade..... 1982-84
 Kevin Miller, TE, Delran, N.J..... 2013-14
 Wyatt Miller, OL, Douglas, Ga..... 2015-16
 Buster Mills, OG, Miami..... 1989-93
 McKenzie Milton, QB, Kapolei, Hawaii.... 2016
 Charles Mitten, TE, Naperville, Ill..... 1984
 Paul Miranda, CB, Thomasville, Ga..... 1996-98
 Willie Mitchell, LB, Deltona..... 2011-12, '14
 Steven Moffett, QB, Winter Park..... 2003-06
 Shawn Moffitt, PK, Orlando..... 2011-14
 Freddie Moore, OT, Tallahassee..... 1997
 Gerald Moore, DE, Moore Haven..... 1983-84
 Jon Moore, OT, Port St. Lucie..... 1991-93
 Justin Moore, DE, Ocala..... 1996-99
 Kendrick Moore, FB, Clermont..... 1995-97
 Shane Moore, LB, Jacksonville..... 1994, '97
 Johnovan Morgan, OG, Miami..... 2002
 Danny Moser, FB, Eau Gallie..... 1981-82
 Eugene Muhart, FB, Miami..... 1983
 John Muldoon, RB, Cocoa Beach..... 1981
 Latavius Murray, RB, Nedrow, N.Y. 2008, '10-12
 Travis Muse, C, Arcadia..... 2001-02
 T.J. Mutcherson, DB, Tampa..... 2016

N

Christopher Nahat, WR, Odessa..... 2012
 Darius Nall, DE, Douglasville, Ga. 2007, '09-11
 Johnell Neal, CB, Baton Rouge, La. 2005-08
 Tre Neal, DB, Buford, Ga..... 2015-16
 David Nelson, LB, Port Orange..... 1990-93
 Frisner Nelson, DT, Fort Myers..... 2002-05
 Mike Nelson, P, Homestead..... 1992
 Jerry Nemethy, DE, Coral Springs..... 1981-82
 Paul Neuner, NG, Winter Park..... 1985
 Jamar Newsome, WR, St. Petersburg. 2008-10
 John Newton, DL, Miami..... 1984
 Thomas Niles, DL, Gainesville, Ga..... 2012-15
 Adam Nissley, TE, Cumming, Ga..... 2008-11
 Kendall Nixon, OG, Jacksonville..... 1980-81
 Kim Nixon, RB, Nichols..... 1983-84
 Mark Nonsant, WR, West Palm Beach.. 1995-98
 Zac Norris, OL, Port St. Joe..... 2010

O

Ed O'Brien, PK, Hialeah..... 1984-87
 John O'Day, OL, Miami..... 1983-86
 Michael O'Shaughnessy, DE, Winter Park.. 1979-80

Goodson Ohaegbulam, LB, Winter Park.. 2003
 Emeke Okamkor, DT, Baton Rouge, La. 2004-07
 Taylor Oldham, WR, Daytona Beach.... 2013-16
 David Orris, NG, Washington, Iowa..... 1981
 John Osborne, TE, Milledgeville, Ga. 1987-90
 Mike Osuna, DE, Miami..... 1996-97
 Joe Owens, DB, Atlantic Beach..... 1985-87
 Jordan Ozerities, DB, Mount Dora. 2010, '12-14

P

Miles Pace, DL, Miami..... 2013-14
 Don Page, DE, Foley, Ala..... 2000
 Luke Palmer, OL, Wauchula..... 2015-16
 Mike Palmer, NG, Casselberry..... 1982
 Mike Palmer, LB, Cocoa Beach..... 1995-98
 Jason Palmsiano, TB, Melbourne..... 1991
 Kelly Parfitt, OL, Boca Raton..... 2013
 Maury Parker, LB, Philadelphia, Pa..... 1984
 Renford Parkes, SS, Titusville..... 2004-06
 Jeff Parsons, OT, Jacksonville..... 1981
 G.T. Parris, TE, Vero Beach..... 1990-91
 Matt Parris, FS, Vero Beach..... 1991
 Michael Patrick, DB, Orange Park..... 2013
 Elton Patterson, DE, Tallahassee..... 1999-02
 Ian Patterson, CB, Miami..... 1987
 Nick Patti, QB/WR, Orlando..... 2015-16
 Chad Payne, WR, Orlando..... 1991, '93
 Tristan Payton, WR, Jacksonville..... 2015-16
 Dave Pedersen, OL, Naperville, Ill..... 1987
 Travis Peoples, QB, Miami..... 1990-91
 Vic Penn, QB, Miami..... 1999-00
 Larry Peoples, OT, Jacksonville..... 2003
 Paul Reez, RB, Miami..... 1982
 Craig Perkins, LB, Jupiter..... 1987
 Brian Permenter, CB, Miami..... 1992-93
 Breshad Perriman, WR, Lithonia, Ga. 2012-14
 Jason Peters, TB, Seattle, Wash..... 2005-06
 Al Peterson, WR, Alachua..... 2002-04
 Jock Petree, DL, Orlando..... 2016
 Brett Petрович, LB, Boca Raton..... 1983
 Charlie Pierce, PK, Lakeland..... 1993-96
 Nick Pieschel, OL, Fort Lauderdale..... 2008-11
 Chris Pilinko, LB, St. Augustine..... 2000-02
 Jamiyus Pittman, DT, Moultrie, Ga. 2014-16
 Mike Pirowski, LB, Sarasota..... 1979
 Bobby Joe Plain, WR, Fort Pierce..... 1979
 Terrance Plummer, LB, Orange Park..... 2011-14
 Antoine Poe, LB, Lakeland..... 2000-01, '03
 Matt Polimeni, TE, St. Augustine..... 2000
 Raheem Pontiffet, DE, Jacksonville..... 1998-99
 Brett Porche, P, Orlando..... 1979
 Deon Porter, DB, Waycross, Ga..... 1995, '97-98
 Allen Powell, CB, Orlando..... 1992-95
 Matt Prater, K/P, Estero..... 2002-05
 Johnie Presley, TB, Ocala..... 1995-96
 Connor Price, DB, Palm Beach..... 2011
 Joseph Puopolo, RB, Naples..... 2013-15

Q

James Quillian, DT, North Miami Beach.. 1991-93
 John Quintana, P, Oviedo..... 1983
 Rodrigo Quirarte, PK, Queretaro, Mexico... 2014

R

Rory Rabazinski, TE, Winter Park..... 2006-09
 Jason Rae, DT/OL, Weston..... 2013-16
 Jordan Rae, OL, Weston..... 2010-12
 Robin Rafferty, C, Tampa..... 1987
 Joe Rago, OG, Orlando..... 1990-91
 Cody Raiston, LB, Calhoun, Ga..... 2013
 Roger Ranney, DB, Orlando..... 1989
 Sha'reff Rashad, DB, Jacksonville..... 2005-08
 Bill Ray, DE, Winter Park..... 1979
 Tristan Reaves, WR, St. Cloud..... 2016
 Nakia Reddick, LB, Miami..... 1993-96
 Scott Redditt, LB, Altamonte Springs..... 1979
 Micah Reed, RB, Crestview..... 2013-14
 Josh Reese, WR, Miami..... 2011-14
 Max Reeves, SN, Dunnellon..... 2002-04
 Jah Reid, OT, Haines City..... 2007-10
 Kareem Reid, DE, Coral Springs..... 2005-06

ALL-TIME LETTERMEN



Kevin Reid, QB, Palm Harbor 1995-96
 David Rhodes, WR, Mulberry 1991-94
 Stanford Rhule, LB, Fort Lauderdale... 2001-04
 Andrew Rice, DL, Lake Mary 2013
 Tyrell Rice, DB, Fort Pierce..... 1996-'98
 Greg Richards, FB, Titusville 1982
 Jordan Richards, LB, Cary, N.C. 2005-06, '09
 LeBranden Richardson, DE, Miami 2011
 Marv Richardson, DE, Belleville, Ill. 1996-99
 Kenton Rickerson, SS, St. Augustine ... 1994-97
 Victor Riddle, FS, Lakeland 1983, '85
 Koltan Riley, DE, Sunrise 1983-84
 Jon Rivera, QB, Perth Amboy, N.J. 2002-03
 Lorenzo Rivers, RB, Kissimmee 1983
 Jimmie Roberts, CB, Melbourne 1987-90
 Taylor Robertson, OG, Kingston, Ontario. 1999-02
 Josh Robinson, CB, Sunrise 2009-11
 Loren Robinson, LB, Longwood 2011
 Mark Robinson, LB, Baltimore, Md. 1979-81
 Craig Rodrigue, DT, Tallahassee 1985-87
 Tito Rodriguez, LB, Lehigh 1998-01
 Breon Rogers, DB, Stone Mountain, Ga. 2005-08
 Mitch Rolfe, TE, Elkhorn, Neb. 1987
 Nick Rosinski, DT, Plantation 2001-02
 Bob Ross, WR, Titusville 1979-80
 Rocky Ross, WR, Jacksonville 2005-07, '09
 Tony Rosser, DT, Marietta, Ga. 1997-98
 Jim Rountree, WR, Coral Springs 1980-83
 Commer Rucker, CB, Ft. Lauderdale 2000
 Mark Rucker, LB, Miramar 2014-16
 Darrell Rudd, DT, Dayton, Ohio..... 1981-84
 Bob Rumbaugh, FS, Miami 1987
 Craig Russell, DE, Winter Park 2000-01
 Maurice Russell, LB, Fort Meade 2014-16
 Scott Ryerson, PK, Orlando 1980-83

S

Jeff Sacco, DE, Chatham, N.J. 1982
 Bill Sagues, DT, Winter Park 1979-80
 John Sakal, C, Clearwater 1982
 Mike Sakal, OT, Clearwater 1982
 Larry Salazar, LB, Hialeah 1989
 Russ Salerno, P, Orlando 1989-91
 Aaron Sam, RB, Concord, Va. 1983-86
 Ricky Sampson, WR, Rockledge 1980
 Jason Sams, DB, Jacksonville 1989-91
 Asante Samuel, CB, Fort Lauderdale ... 1999-02
 Peter Sands, FS, Titusville 2001-03
 Ronnell Sandy, LB, Titusville 2003-06
 Brian Sargent, LB, Herndon, Va. 1990
 Rob Sauvaud, DT, Leesville, La. 2014
 Wes Tunuufi Sauvaud, DL, Leesville, La. 2008-10
 John Scargle, DB, Yorba Linda, Calif. ... 1980-82
 Ed Schenk, QB, Pemberville, Ohio 1981-82
 Bo Schneider, QB, Dallas, Texas 2015
 Ryan Schneider, QB, Plantation 2000-03
 Doug Schoen, OG, Winter Park 1990-93
 Scott Scholten, WR, Downers Grove, Ill. ... 1984
 Brandon Scott, DB, New Orleans, La. 2016
 Page Sessoms, FB, Dade City 1996, '98-99
 Lyle Shackelford, OL, Orlando 1982
 Sheldon Shakespeare, CB, Jacksonville... 2006
 Jay Shapiro, DL, Cooper City 1982
 Tommy Shavers, FS, Florida City 1998-00
 Ray Shipman, LB, Miramar 2011-12
 Keith Shologan, DT, Edmonton, Alberta. 2004-07
 Elliot Shorter, SS, Quincy 1998-01
 Tubby Shwedo, LB, Atlanta, Ga. 1990-91
 Ben Simmons, LB, Jacksonville 1990
 Joe Simmons, DT, Fernandina Beach ... 1985-88
 Eric Simpson, DT, Bradenton..... 1982-85
 Mike Sims-Walker, WR, Orlando 2003-06
 Art Sippio, DT, St. Cloud 1982
 Josh Sitton, OL, Pensacola 2004-07
 Darin Slack, QB, Fern Park 1984-87
 Sean Slack, OG, Winter Park 1992
 Gary Slager, DB, Auburndale 1980
 Eric Smith, TE, Camp LeJeune, N.C. 1989
 Kevin Smith, TB, Miami 2005-07
 Kyle Smith, OL, Brockway, Pa. 2004-07
 Marquette Smith, TB, Casselberry 1994-95

Maurice Smith, TB, Oviedo 1997
 Phil Smith, OL, Tampa 2012
 Phillip Smith, RB, Mansfield, Texas 2006-07
 Rachaud Smith, LB, Miami 1997-00
 Shane Smith, RB, Susquehanna, Pa. 2006
 Ter'Quan Smith, WR, Delray Beach 2015-16
 Dredrick Snelson, WR, Miami 2016
 Barry Snider, DL, Tucson, Ariz. 2010-11
 Albert Snyder, CB, Palm Bay 1998-01
 Mike Sommerfield, OT, Miami 1979-82
 Justin Sommers, OL, Fort Lauderdale... 1996
 Tom Sparks, NG, Orlando 1979-80
 Steve Spears, DT, Albuquerque, N.M. ... 1986-88
 Arnell Spencer, WR, Orlando 1986-88
 Domenic Spencer, LB, Dallas, Texas. 2012, '14-15
 Mike Spencer, LB, Merritt Island.. 1996-97, '99
 Bobby Spitulski, LB, Orlando 1988-91
 William Stanback, RB, Hempstead, N.Y. 2013-14
 Mike Stapp, RB, Orlando 1979-80
 Jim Stevens, LB, Heidelberg, Germany ... 1980
 Josh Stevens, DE, Port Arthur, Texas... 2003-04
 Bill Stewart, LB, Seffner 1987-90
 Cam Stewart, WR, Snellville, Ga. 2015-16
 Kevin Stewart, OL, Orlando 1993-96
 Pat Stewart, RB, Hamilton, Ontario 1990
 Sean Stickler, OT, Bradenton 1988
 Stuart Stipe, WR, Waycross, Ga. 1994-96
 Brendin Straubel, DB, Tampa 2013, '15
 Mark Street, LB, Largo 1982
 Brandon Sumner, QB, Daytona Beach 2004
 Jarrett Swaby, DB, Belle Glade 2011
 David Swift, DT, Apopka 1988-90
 Othellus Swift, DB, Apopka 1983
 Stanley Sylverain, DL, Naples 2013-14

T

Chris Tabscott, OG, Winter Springs..... 1992-95
 Tarveres Tate, DT, Avon Park 1993-96
 Monte Taylor, DL, Springdale, Md. 2015
 Jim Taylor, WR, Gainesville 1979-82
 Josh Taylor, WR, Patterson, Ga. 2002
 Vic Taylor, LB, Milledgeville, Ga. 1989-92
 Scott Teal, LS, Longwood 2012-14
 Brian Terr, PK, Tampa 1989-92
 Blake Thames, TE, West Palm Beach 1998
 Kendrick Thomas, LB, Melbourne 1994-96
 Alex Thompson, LB, Gainesville 2006-09
 Carlos Thompson, CB, McComb, Miss. 2001-02
 Cedric Thompson, RB, Miramar 2012-15
 Jerome Thompson, RB, Tampa 1981-82
 Jason Thorpe, QB, Lakeland 1996-98
 Ron Thow, FB, Staten Island, N.Y. 1989-92
 Dana Thyshen, QB, DeLand 1982-84
 Travis Timmons, DT, Gainesville 2006-09
 Blake Tiralolis, WR, Orlando 2015-16
 Gabby Torres, TB, Orlando 2003
 Michael Torres, PK, Thiells, N.Y. 2006-07
 Greg Toy, OG, Lakeland 1985-87
 Torell Troup, DT, Conyers, Ga. 2006-09
 Mark Trudell, OT, Spring Hill 1991
 Jose Trujillo, LB, North Miami 1988-89
 Justin Tukes, TE, Sylvester, Ga. 2011-14
 Brooks Turner, WR, Deerfield Beach... 2003-04
 Craig Turner, P, Winter Garden 1980

U

David Underwood, OG, Fort Myers .. 1985, '87-88
 Wanzell Underwood, DE, Syracuse, N.Y. ... 2000
 Nick Upchurch, CB, Clarkston, Mich. 2000

V

Dan Veenstra, OL, Largo 2003-06
 Joey Venice, DL, Key West 1989-91
 Jason Venson, DB, Marietta, Ga. 2005-08
 Pablo Vera, DE, Miami 1980

W

Fred Waczewski, PK, Kissimmee 1995-98
 Steve Wagner, C, Melbourne 1995-96
 Antonio Wallace, DE, Vero Beach 2006-08
 Darren Wallace, OL, Opa-Locka 1984

Scott Walls, FS, Titusville 1979
 Thad Ward, DB, Tallahassee 1999-01
 Donnell Washington, FS, Gainesville ... 1994-97
 William Washington, CB, Ft. Walton Beach. 1994-95
 Glenroy Watkins, DE, Brooklynn, N.Y. ... 2004-05
 Kyle Watkins, OT, Keller, Texas 2002-03
 Colby Watson, OL, Pensacola 2013-14
 Brian Watters, WR, Rome, Ga. 2007-10
 Jon Watts, LB, Gulf Breeze 1984-86
 Reggie Weams, DB, Baton Rouge, La. 2007-10
 Joe Weatherford, QB, Land O'Lakes 2008
 Ronnie Weaver, RB, Wabasso 2008-11
 Steve Webster, SS, Clearwater 1986-87
 Chris Weeks, DT, Jupiter 2000
 Harry Weinberg, SN, Hollywood 1991-93
 Chris Welsh, DE, Cocoa 2003-06
 Keith Whaley, CB, Atlanta, Ga. 2000
 Glenn Whempley, DB, Palmetto 1981-82
 Mark Whigham, QB, Sanford 1979-80
 Nicco Whigham, DB, Fort Lauderdale... 2012
 Poe White, WR, Bonifay 1985, '87
 Mark Whittmore, WR, Gainesville 1991-94
 Dontavious Wilcox, TB, Rockledge 2003-05
 Kirk Wiley, LB, Daytona Beach 1987-88
 Michael Willett, RB, Orlando 2015
 Britt Williams, OG, Lakeland 1988
 D.J. Williams, LB, Fort Lauderdale 2012
 David Williams, DE, Lexington, S.C. 2007-10
 Evandall Williams, FB, Havana 2003
 Jackie Williams, WR, Prichard, Ala. 2014
 Jayson Williams, RB, Conyers, Ga. 2006-07
 Keith Williams, TB, Plant City 2002
 Keith Williams, DB, Austell, Ga. 2007
 Ken Williams, OT, Pensacola 1983
 Kerlon Williams, RB, Crescent City 2011
 Khyest Williams, WR, Lucha, La. ... 2007-08, '10-11
 Mark Williams, DB, Fort Lauderdale... 1994-95
 Marlon Williams, DB, Sunrise 2006
 Mike Williams, TE, Tallahassee 1979-80
 Roy Williams, DE, DeLand 2002-03
 Terrance Williams, TB, Clearwater 1999-01
 Leilon Willingham, LB, Denver, Colo. 2011
 Anthony Willis, FS, Winter Garden 2002-03
 Anthony Willis, DB, Winter Garden 2005
 Shane Willis, QB, Lakeland 1987-89
 David Wilson, OT, Merritt Island 1996-99
 D'erren Wilson, WR, Greenville, Texas... 2015
 Dontravious Wilson, RB, Buford, Ga. ... 2013-16
 Ted Wilson, WR, Zephyrhills 1983-86
 Torrian Wilson, OL, Miami 2011-14
 John Wimberly, OT, Tallahassee 1999-01
 Keenan Wimbley, DL, Miami 1984-87
 Leroy Wisniewski, NG, Niles, Ill. 1990-91
 Matt Wittman, OG, Sarasota 1992, '94-95
 Josh Woodford, DT, Melbourne 2011
 Mike Wood, QB, Tampa 1981
 A.J. Wooten, DL, Alapaha, Ga. 2016
 Joe Workman, LE, Winter Park 1979
 J.J. Worton, WR, Homestead 2011-14
 John Wouda, TE, Orlando 1991-94
 Chris Wrenn, DL, Gainesville 1994-95
 Del Wright, PK, Ocala 1993
 Matthew Wright, PG, Lancaster, Pa. 2015-16
 Steve Wright, FS, Winter Park 1991-92, '94
 Jim Wyatt, OG, Plantation 1982

Y

Brent Yancy, OL, Sarasota 1984
 Lawrence Young, LB, Pensacola 2007-10

Z

Charlie Ziegler, FB, Sarasota 1979

UCF BOWL HISTORY



2005 SHERATON HAWAII BOWL

Nevada

49 OT

UCF

48

DEC. 24, 2005
ALOHA STADIUM

HONOLULU, HAWAII



HONOLULU - UCF dropped a 49-48 overtime decision to Nevada in the 2005 Sheraton Hawaii Bowl, the first bowl game in school history. The Knights finished the season with an 8-5 record, just one year after going 0-11. The turnaround of seven games from 2004 placed UCF tied with seven other schools for the fourth-best single-season turnaround in Football Bowl Subdivision history.

UCF kicker Matt Prater, who had three field goals during the game, missed the game-tying extra point wide right, giving the Wolf Pack the win.

B.J. Mitchell ran for 178 yards and two touchdowns, and Robert Hubbard had 126 yards rushing and three touchdowns for the Wolf Pack (9-3), who finished with their best season since 1996 and spoiled UCF's bowl debut.

UCF's Brandon Marshall caught a 16-yard pass for a touchdown that tied the game at 42 with 55 seconds left. The score capped a four-play, 48-yard drive that took just 37 seconds.

Prater booted a 46-yard field goal with 1:32 left to draw UCF to 42-35, and the Knights recovered the onside kick with no time-outs left, setting up Marshall's dramatic catch that sent the game into overtime.

Trailing 32-28, the Wolf Pack took the lead on Hubbard's 5-yard touchdown run early in the fourth quarter. Nevada scored again on Rowe's 7-yard scoring pass to Travis Branzell for a 42-32 lead with 3:18 remaining.

Kevin Smith, Conference USA's Freshman of the Year, scored on a 78-yard run, the second longest run from scrimmage in UCF history, to give the Knights a 14-0 lead in the first quarter. The run was the longest in school history by a freshman and in UCF's 10-year Football Bowl Subdivision history. The longest run from scrimmage in UCF history was Elgin Davis' 79-yard scoring run vs. Samford (Nov. 15, 1986).

The 78-yard touchdown run by Smith was the second-longest run by a true freshman in the NCAA during the year. It also marked the longest run in Sheraton Hawai'i Bowl history.

BOX SCORE

Nevada	7	21	0	14	7	-	49
UCF	17	3	12	10	6	-	48

1st	13:20	UCF	Marshall 51 pass from Moffett (Prater kick)
	9:24	UCF	Smith 78 run (Prater kick)
	8:33	NEV	Hubbard 4 run (Jaekle kick)
	4:08	UCF	Prater 47 field goal
2nd	11:32	NEV	Mitchell 1 run (Jaekle kick)
	7:37	NEV	Mitchell 1 run (Jaekle kick)
	5:01	NEV	Hubbard 24 run (Jaekle kick)
	0:56	UCF	Prater 38 field goal
3rd	8:19	UCF	Marshall 29 pass from Moffett (Moffett pass failed)
	1:51	UCF	Smith 3 run (Moffett pass failed)
4th	13:02	NEV	Hubbard 5 run (Jaekle kick)
	3:18	NEV	Branzell 7 pass from Rowe (Jaekle kick)
	1:32	UCF	Prater 46 field goal
	0:55	UCF	Marshall 16 pass from Moffett (Prater kick)
OT	15:00	NEV	Rowe 4 run (Jaekle kick)
	15:00	UCF	Smith 19 run (Prater kick failed)

	NEV	UCF
First Downs	30	30
Rushes-Yards	51-369	44-254
Passing Yards	254	301
Passes Comp.-Att.-Int.	32-22-1	36-19-1
Total Offense Plays-Yards	83-623	80-555
Fumble Returns-Yards	0-0	1-0
Punt Returns-Yards	1-2	0-0
Kickoff Returns-Yards	1-16	5-74
INT Returns-Yards	1-36	1-12
Punts (Number-Avg)	3-44.0	3-38.3
Fumbles-Lost	1-1	0-0
Penalties-Yards	10-92	6-30

RUSHING: Nevada-B.J. Mitchell 23-178; Robert Hubbard 15-126; Jeff Rowe 13-65. UCF-Kevin Smith 29-202; Jason Peters 9-44; Steven Moffett 6-8.


PASSING: Nevada-Jeff Rowe 22-32-1-254. UCF-Steven Moffett 19-36-1-301.

RECEIVING: Nevada-Caleb Spencer 11-114; N. Flowers 6-96; A. Pudewell 2-23; Kyle Sammons 1-8; Travis Branzell 1-7; Robert Hubbard 1-6. UCF-Brandon Marshall 11-210; Darcy Johnson 3-49; Jason Peters 2-14; Rocky Ross 1-14; Kenny Jackson 1-12; Kevin Smith 1-2.

INTERCEPTIONS: Nevada-DeAngelo Wilson 1-36. UCF-Jason Venson 1-12.

FUMBLES: Nevada-Robert Hubbard 1-1. UCF-None.

Stadium: Aloha **Attendance:** 26,254



Brandon Marshall was named UCF's MVP of the Sheraton Hawai'i Bowl after posting 11 receptions for 210 yards and three touchdowns vs. Nevada.



UCF BOWL HISTORY



2007 AUTOZONE LIBERTY BOWL

UCF
Mississippi State

3
10

DEC. 29, 2007 MEMPHIS, TENN.
LIBERTY BOWL MEMORIAL STADIUM



MEMPHIS, Tenn. - UCF's memorable season came to a close in a 10-3 loss to Mississippi State in the AutoZone Liberty Bowl. Playing at the site of Paul "Bear" Bryant's final game, the Bulldogs used power running and a dominant defense to top the Knights.

Anthony Dixon powered in from the one for the winning touchdown with 1:54 to go and most valuable player Derek Pegues picked off two passes in a game featuring anemic offenses and 17 punts.

The Bulldogs (8-5) kept the Knights (10-4) out of the end zone and Kevin Smith from breaking the single-season rushing record. The junior finished with 119 yards, leaving him 61 shy of Barry Sanders' mark of 2,628 yards set for Oklahoma State in 1988.

"I was trying to find the holes, but they were playing faster than us," said Smith.

Dixon finished with 86 yards and became the seventh Bulldogs runner to go over 1,000 yards (1,066). But like the rest of the Bulldogs, he was ineffective much of the game.

The teams were tied 3-3 at halftime, mostly due to conservative play-calling.

Neither team converted a third down in the first half (0 for 16) as Mississippi State was held to 84 total yards and UCF to 79.

Kyle Israel had 12 yards passing and two interceptions by halftime and Mississippi State's Wes Carroll had 15 yards and an interception. UCF also didn't get much help from kicker Michael Torres, who gave the Knights a 3-0 lead in the second quarter with a 45-yard field goal, but missed from 32 and 37 in the second half.

"I think those missed field goals were big momentum breakers," UCF coach George O'Leary said. "Give Mississippi State credit. They fought hard and didn't turn the ball over. That usually means you're going to come up with a close win like that."

Mississippi State finished with 199 total yards and Blake McAdams tied the Liberty Bowl record with 11 punts. But the Bulldogs came up with just enough big plays after Keith Fitzhugh picked off Israel's pass at the Mississippi State 41 with 5:47 left.

Carroll, pulled the series before, returned and responded with two rushes for 17 yards and two completions for 15 yards. All went for first downs and spurred a 10-play, 59-yard drive that consumed 3:53 and finally led to a touchdown.

Derek Pegues, fittingly, made the final key defensive play, knocking down a fourth-down pass on UCF's final drive. The Bulldogs held the Knights to 219 yards and forced four turnovers.

BOX SCORE

UCF	0	3	0	0	-	3
Mississippi St.	0	3	0	7	-	10

2nd	11:49	UCF	Torres 45 field goal
	6:02	MSU	Carlson 22 field goal
4th	1:54	MSU	Dixon 1 run (Carlson kick)

	UCF	MSU
First Downs	13	10
Rushes-Yards	47-131	41-160
Passing Yards	88	39
Passes Comp.-Att.-Int.	24-10-3	20-8-1
Total Offense Plays-Yards	71-219	61-199
Fumble Returns-Yards	0-0	0-0
Punt Returns-Yards	6-54	2-5
Kickoff Returns-Yards	1-6	2-29
INT Returns-Yards	1--3	3-45
Punts (Number-Avg)	6-42.8	11-34.9
Fumbles-Lost	2-1	0-0
Penalties-Yards	3-25	5-45

RUSHING: UCF-Kevin Smith 35-119; Kyle Israel 11-13; Curtis Francis 1-(-1). Mississippi State-Anthony Dixon 24-86; Tony Burks 2-25; Wesley Carroll 6-21; Christian Ducre 6-20; Jamayel Smith 1-5; Brandon Hart 1-4; TEAM 1-(-1).

PASSING: UCF-Kyle Israel 10-24-3-88. Mississippi State-Wesley Carroll 8-18-1-39; Michael Henig 0-2-0-0.

RECEIVING: UCF-Kevin Smith 3-12; Rocky Ross 2-27; Corey Rabazinski 2-26; Brian Watters 2-13; Kamar Aiken 1-10. Mississippi State-Christian Ducre 3-10; Jamayel Smith 2-7; Anthony Dixon 1-10; Brandon Hart 1-8; Tony Burks 1-4.


INTERCEPTIONS: UCF-Johnell Neal 1-(-3). Mississippi State-Derek Pegues 2-45; Keith Fitzhugh 1-0.

FUMBLES: UCF-Joe Burnett 1-0; Kevin Smith 1-1. Mississippi State-None.

Stadium: Liberty Bowl **Attendance:** 63,816



Johnell Neal prepares to pull down an interception off a Wesley Carroll pass in the first quarter against the Bulldogs.



UCF BOWL HISTORY



2009 ST. PETERSBURG BOWL

UCF
Rutgers

24
45

DEC. 19, 2009
TROPICANA FIELD

ST. PETERSBURG, FLA.



ST. PETERSBURG, Fla. - The St. Petersburg Bowl presented what seemed to be a perfect storm for UCF on Saturday night what with 20,000 of its fans packed inside Tropicana Field and a hot football team positioned for the first bowl victory in school history.

But an avalanche of errors combined with speedy, physical opponent in Rutgers ruined what could have been a dreamy, feel-good night for UCF's program and its hopeful fanbase.

Down four points late in the second quarter, UCF allowed an interception return to sap its momentum and the Knights could never mount much of a comeback in a disappointing 45-24 loss to Rutgers in the second St. Petersburg Bowl presented by Beef 'O' Brady's.

"As I told the players, I'm embarrassed for the football team that we didn't go out and do a better job for the fanbase and for the football program," UCF coach George O'Leary said.

"I thought we beat ourselves a lot in a lot of situations out there," a frustrated O'Leary continued. "Right now, Rutgers defense was just a lot better than our offense and that was the difference in the game."

UCF (8-5) had hoped that the momentum of a strong finish to the regular season, one in which it won the final six conference games and knocked off Marshall, Houston and UAB down the stretch, would carry over to the bowl game. But problems on both sides of the ball sabotaged the Knights' chances of pulling off the upset in this game.

Playing before roughly 29,763 Knights fans among the Tropicana Field crowd of 29,763, UCF netted just 35 yards on the ground, 33 of them coming in the fourth quarter when the outcome of the game was already decided. And in the passing game, two Brett Hodges' interceptions led to 14 points for Rutgers, bowl winners for a fourth consecutive season. And UCF's defense yielded 380 yards and eight third-down conversions.

"The offense put up 14 points and a field goal early and defensively we played our butts off. We didn't want to go out like this, and this is so disappointing," senior defensive tackle Travis Timmons said. "It's just such a big let-down. We're 0-14 now against Big East teams and 0-3 in bowl games. Torrell (Troup), Bruce (Miller) and myself along the defensive line wanted to change all of that, but unfortunately things didn't go the way we wanted them to."

Rutgers (9-4) played like an experienced team in its fifth consecutive bowl, using big plays on offense and an attacking defense to frustrate the Knights. Rutgers got six sacks and two interceptions defensively and freshman quarterback Tom Savage threw for 294 yards and two TDs.

BOX SCORE

UCF	7	10	0	7	-	24
Rutgers	14	14	10	7	-	45

1st	8:37	RUT	Sanu 5 run (San Te kick)
	4:31	UCF	Aiken 7 pass from Hodges (Cattoi kick)
	3:54	RUT	Brown 65 pass from Savage (San Te kick)
2nd	14:56	UCF	Cattoi 25 field goal
	5:50	RUT	Sanu 1 run (San Te kick)
	2:32	UCF	Aiken 34 pass from Hodges (Cattoi kick)
	1:38	RUT	Anderson 19 interception return (San Te kick)
3rd	12:37	RUT	Sanu 11 pass from Savage (San Te kick)
	8:09	RUT	San Te 43 field goal
4th	2:23	UCF	Davis 2 run (Cattoi kick)
	2:18	RUT	Munoz 35 kickoff return (San Te kick)

	UCF	RUT
First Downs	14	15
Rushes-Yds	30-35	32-86
Passing Yds	220	294
Passes Comp.-Att.-Int.	18-35-2	14-28-1
Total Offense Plays-Yds	83-623	80-555
Fumble Returns-Yards	0-0	1-0
Punt Returns-Yards	1-2	0-0
Kickoff Returns-Yards	1-16	5-74
INT Returns-Yards	1-36	1-12
Punts (Number-Avg)	3-44.0	3-38.3
Fumbles-Lost	1-1	0-0
Penalties-Yards	10-92	6-30

RUSHING: UCF-Brynn Harvey 13-32; Rob Calabrese 4-26; Brendan Kelly 1-4; Jonathan Davis 7-1; Brett Hodges 5-minus 28.
RUTGERS: Joe Martinek 14-44; Mohamed Sanu 13-41; Jourdan Brooks 1-4; TEAM 1-minus 1; Tom Savage 3-minus 2.

PASSING: UCF-Brett Hodges 13-28-2-175; Rob Calabrese 5-7-0-45.
RUTGERS: Tom Savage 14-27-1-294; Mohamed Sanu 0-1-0-0.

RECEIVING: UCF-Kamar Aiken 4-65; Rocky Ross 4-49; Jonathan Davis 3-29; A.J. Guyton 2-13; Quincy McDuffie 1-22; Adam Nissley 1-18; Ricky Kay 1-12; Brynn Harvey 1-7; Jamar Newsome 1-5.
RUTGERS: Tim Brown 4-99; Mohamed Sanu 4-97; Joe Martinek 3-66; Mark Harrison 2-15; Shamar Graves 1-17.

INTERCEPTIONS: UCF-Kemal Ishmael 1-0. **RUTGERS:** Damaso Munoz 1-26; Billy Anderson 1-19.

FUMBLES: UCF-None. **RUTGERS:** Mohamed Sanu 2-1.

Stadium: Tropicana Field **Attendance:** 29,763

Wide receiver Kamar Aiken celebrates one of his two touchdown receptions from quarterback Brett Hodges.



UCF BOWL HISTORY



2010 AUTOZONE LIBERTY BOWL

Georgia
UCF

6
10

DEC. 31, 2010 MEMPHIS, TENN.
LIBERTY BOWL MEMORIAL STADIUM



MEMPHIS, Tenn. - A UCF football program clearly on the rise as a powerhouse to be reckoned with nationally registered a landmark victory in the AutoZone Liberty Bowl, beating Southeastern Conference power Georgia while registering the school's first-ever bowl victory.

When UCF sophomore safety Kemal Ishmael batted down a Hail Mary pass that seemed to hang in the air forever, it preserved No. 24 UCF's 10-6 defeat of Georgia and set off a wild celebration among the 8,000 Knights' fans who roared with noise inside the Liberty Bowl.

Doing something for a first time is never easy, and this first-ever bowl victory for UCF went down to the final seconds. Georgia quarterback Aaron Murray heaved a pass into the end zone for 6-foot-4 superstar wide out A.J. Green, but Ishmael was there to make the game-saving play that is sure to live in the history of the program for years to come.

Sophomore tailback Latavius Murray, the game's Outstanding Offensive Player and the MVP, scored on a 10-yard run with 9:01 to play to put the Knights ahead 10-6. And a defense that was dominant a couple of weeks ago in the Conference USA title game made it stand up. They held a Georgia offense that came in averaging 34.3 points a game to just two field goals and no touchdowns.

Freshman quarterback Jeff Godfrey capped a stellar first season on campus, helping the program win a C-USA title and the school's first bowl game. Let the comparisons to UCF legend Daunte Culpepper begin after he joined the school's lore. He completed 16 of 29 passes for 117 yards.

Georgia drove 61 yards on the first drive of the second half, but again had to settle for a Blair Walsh 42-yard field goal when the Knights got crucial pass break-ups from Ishmael and senior cornerback Justin Boddie. That 6-3 Georgia lead would be its final advantage of the game because they couldn't score against UCF's gritty defense.

UCF appeared to have scored first for the 13th time in 14 games when Quincy McDuffie took the opening kickoff back 98 yards. McDuffie, one of only nine players in the nation to return two kicks for touchdowns, hit a seam and sprinted for an apparent touchdown. However, the return was negated by a holding penalty on UCF special teams ace Ronnie Weaver.

Georgia's first drive started at the 2-yard line following a 56-yard boot by UCF senior punter Blake Clingan, but the Bulldogs proceeded to march 95 yards in the next 15 plays. But the Knights stiffened up near the goal line, forcing Georgia to settle for a field goal that put the 'Dogs up 3-0, and the Knights tied the game up 3-3 just before the half.

BOX SCORE

Georgia	3	0	3	0	-	6
UCF	0	3	0	7	-	10

1st	2:02	UGA	Walsh 20 field goal
2nd	0:33	UCF	Cattoi 22 field goal
3rd	9:23	UGA	Walsh 41 field goal
4th	9:01	UCF	Murray 10 run (Cattoi kick)

	UGA	UCF
First Downs	19	16
Rushes-Yds	32-82	30-124
Passing Yds	198	117
Passes Comp.-Att.-Int.	21-38-2	16-30-2
Total Offense Plays-Yds	70-280	60-241
Fumble Returns-Yards	0-0	0-0
Punt Returns-Yards	1-18	3-10
Kickoff Returns-Yards	3-38	2-35
INT Returns-Yards	2-9	2-35
Punts (Number-Avg)	5-42.6	6-41.7
Fumbles-Lost	1-0	0-0
Penalties-Yards	5-35	3-30

RUSHING: Georgia-Washaun Ealey 16-60; Carlton Thomas 4-18; Aaron Murray 12-4.

UCF-Latavius Murray 18-104; Jeff Godfrey 10-20; Jamar Newsome 1-0; Ronnie Weaver 1-0.

PASSING: Georgia-Aaron Murray 21-38-2-198. UCF-Jeff Godfrey 16-29-2-117; TEAM 0-1-0-0.



RECEIVING: Georgia-A.J. Green 8-77; Tavarres King 4-33; Kris Durham 3-47; Orson Charles 2-19; Marlon Brown 1-8; Bruce Figgins 1-8; F. Munzenmaier 1-6; Carlton Thomas 1-0.

UCF-Brian Watters 6-57; Jamar Newsome 3-19; Kamar Aiken 3-15; Adam Nissley 2-7; Khyrest Williams 1-13; Quincy McDuffie 1-6.

INTERCEPTIONS: Georgia-Brandon Boykin 1-16; Branden Smith 1-minus 7. UCF-Reggie Weams 1-22; Josh Linam 1-13.

FUMBLES: Georgia-Aaron Murray 1-0. UCF-None.

Stadium: Liberty Bowl **Attendance:** 51,231



AutoZone Liberty Bowl MVP Latavius Murray celebrates after scoring the game's only touchdown in the fourth quarter.

UCF BOWL HISTORY



2012 BEEF 'O' BRADY'S BOWL

Ball State
UCF

17
38

DEC. 21, 2012 ST. PETERSBURG, FLA.
TROPICANA FIELD



ST. PETERSBURG, Fla. - The slogan of UCF for 2012 was "Finish." And the Knights did just that with an exclamation point in the 2012 Beef 'O' Brady's Bowl. UCF earned its second bowl victory in program history with a 38-17 win over Ball State.

Led by the all-time winningest senior class in school history, UCF clinched its 10th victory of the season behind an impressive effort by the duo of senior running back Latavius Murray and sophomore signal-caller Blake Bortles. Bortles capped his first full season in style, earning MVP honors while finishing 22-of-33 for 271 yards and three passing touchdowns. He also led the team with a career-high 80 yards on the ground and another score.

Murray was just as impressive, cashing in for three touchdowns (all in the first half) and 104 total yards, with 71 on the ground and 33 through the air on a team-high six catches.

The defense also did its part in the drubbing of the Cardinals. Conference USA Defensive Player of the Year Kemal Ishmael finished his career with 367 tackles after recording seven in the contest. He also forced his sixth career fumble and two pass break-ups. Fellow senior defensive end Troy Davis also went out in style with 1.5 sacks to crack the UCF top 10 with 18-career QB take downs.

After winning the toss and receiving the ball to start the game, UCF matriculated down the field, mixing the run and pass well on a 13-play, 78-yard drive that was capped off by a Bortles-to-Murray touchdown connection. The drive ate 7:33 off the clock and was aided by the sophomore QB's ability to evade the pass rush, while also connecting with rookie Breshad Perriman three times for 21 yards and a pair of first downs.

With the defense forcing a quick three-and-out, UCF's offense continued its impressive start with a seven-play 58-yard drive that saw Murray reach pay-dirt on a short 2-yard burst. The Knights closed out the first quarter outgaining the Cardinals, 160-15.

Ball State would settle in, however, with an 82-yard drive for seven points that saw Keith Wenning hit Willie Snead from seven-yards out to make it a 13-7 contest in the second quarter.

UCF responded with Bortles completely taking over on the ensuing drive. The Oviedo native became a dual threat on the drive, rushing three times for 32 yards, including a 6-yard scramble up the middle that saw him bulldoze a pair of Cardinal defenders on his way to the end zone. He capped the scoring drive with UCF's first two-point conversion since Sept. 5, 2009, hitting senior H-back Dontravius Floyd in the back of the end zone.

Ball State drove right back into UCF territory, reaching the Knights' 10-yard line prior to freshman DL Thomas Niles sacking Wenning for an 11-yard loss. The third-down tackle for loss resulted in a much longer field-goal attempt, which sailed well left of the uprights.

Starting on its own 32-yard line with just 55 seconds left in the half, Bortles hit junior Jeff Godfrey and Murray for 12 and 10 yards before launching a 45-yard beauty to a streaking Perriman, who finished with a career-best 90 yards on five catches, on the far side line. The career-long reception led to Bortles hitting Murray for the second time in the half, this time from five yards out with just five ticks left on the first-half clock.

After a 45-yard field goal by Schott to make it 28-10 with 7:54 left in the third quarter, the Cardinals attempted an onside kick that redshirt sophomore running back Cedric Thompson grabbed out of the air safely to set up the Knights at the BSU 49-yard line.

Bortles continued to shred the Ball State defense with the prime field position. He racked up 41 of the next 49 yards through the air, tying his career record and a Beef 'O' Brady's Bowl mark with touchdown pass No. 3 from seven yards out to fellow sophomore J.J. Worton.

Sophomore Shawn Moffitt would cap the Knights' scoring on the year with a 25-yard field goal to make it 38-10. The Cardinals tacked on a late touchdown to account for the final tally of 38-17. On the season, UCF finished with 496 total points, second all-time in program history.

BOX SCORE

Ball State	0	7	3	7	-	17
UCF	13	15	7	3	-	38

1st	7:27	UCF	Murray 7 pass from Bortles (Moffitt kick)
	3:59	UCF	Murray 2 run (Moffitt kick blocked)
2nd	10:41	BSU	Snead 7 pass from Wenning (Schott kick)
	5:50	UCF	Bortles 6 run (Floyd pass from Bortles)
	0:05	UCF	Murray 5 pass from Bortles (Moffitt kick)
3rd	7:54	BSU	Schott 45 field goal
	4:23	UCF	Worton 7 pass from Bortles (Moffitt kick)
4th	10:12	UCF	Moffitt 25 field goal
	5:26	BSU	Snead 16 pass from Wenning (Schott kick)

	BSU	UCF
First Downs	23	33
Rushes-Yds	24-71	42-222
Passing Yds	217	272
Passes Comp.-Att.-Int.	22-35-0	22-33-0
Total Offense Plays-Yds	59-288	75-494
Fumble Returns-Yards	0-0	0-0
Punt Returns-Yards	0-0	1-2
Kickoff Returns-Yards	4-81	2-3
INT Returns-Yards	0-0	0-0
Punts (Number-Avg)	3-34.3	1-32.0
Fumbles-Lost	1-1	0-0
Penalties-Yards	6-53	8-71

RUSHING: BSU-Jahwan Edwards 14-89; Horacio Banks 5-1; Keith Wenning 5-minus 19. UCF-Blake Bortles 9-80; Latavius Murray 21-71; Storm Johnson 6-50; Quincy McDuffie 2-8; Brynn Harvey 3-7; Jeff Godfrey 1-6.


PASSING: BSU-Keith Wenning 22-34-0-217; Kelly Page 0-1-0-0. UCF-Blake Bortles 22-33-0-272.

RECEIVING: BSU-Willie Snead 7-78; Zane Fakes 6-57; KeVonn Mabon 3-30; Connor Ryan 2-26; Horacio Banks 1-15; Dylan Curry 1-13; Jahwan Edwards 1-0; Kitt O'Brien 1-minus 2. UCF-Latavius Murray 6-33; Breshad Perriman 5-90; Rannell Hall 4-74; J.J. Worton 3-32; Jeff Godfrey 3-29; Justin Tukes 1-14.

INTERCEPTIONS: BSU-None. UCF-None.

FUMBLES: BSU-Jahwan Edwards 1-1. UCF-None.

Stadium: Tropicana Field **Attendance:** 21,759



Only a sophomore, Blake Bortles had no trouble with the Ball State defense, going 22-for-33 for 272 yards and three touchdowns. The Beef 'O' Brady's Bowl MVP also rushed for 80 yards and a touchdown.

UCF BOWL HISTORY



2014 TOSTITOS FIESTA BOWL

UCF
Baylor

52
42

JAN. 1, 2014 GLENDALE, ARIZ.
UNIVERSITY OF PHOENIX STADIUM



GLENDALE, Ariz. - The most memorable season in UCF football history ended with the most memorable win in program history. In thrilling fashion, the Knights took a 52-42 triumph over No. 6 Baylor in the 2014 Tostitos Fiesta Bowl.

The No. 15 Knights (12-1) won their third-consecutive bowl game and set a school record with their 12th victory of the season. UCF came into the season with just one victory over a ranked opponent and ended the historic effort with their second over a ranked squad in 2013 alone. To make the accomplishment even more impressive, both wins over ranked teams came against Top 10 opponents.

Junior quarterback Blake Bortles was named the Tostitos Fiesta Bowl Offensive Player of the Game after racking up 301 passing yards and three touchdowns to go along with a career-high 93 yards rushing and a touchdown.

UCF's offense matched Baylor's high-powered attack every step of the way. The Bears came into the contest leading the NCAA in scoring offense and total offense, but it was the Knights who racked up 52 points and 558 total yards for the victory. The points and yardage were the largest totals ever by UCF in a bowl game and against a ranked opponent.

Much was said before the game about how the Knights' defense would stack up against Baylor's up-tempo offense. UCF, however, came into the game with the 13th-ranked scoring defense in the nation. The Knights forced seven Baylor punts and two turnovers, while holding the Bears 11 points and 75 yards beneath their season averages.

The Knights began to put the wild back-and-forth affair on ice when Storm Johnson ripped off a 40-yard touchdown run to give UCF a 49-35 advantage with 10:26 remaining. Johnson set a new career high with 124 rushing yards and matched his season-high mark with three rushing touchdowns. The Knights accounted for the winning total with a 36-yard field goal from Shawn Moffitt with less than five minutes remaining.

UCF got off to a roaring start. After receiving the opening kickoff, the Knights churned out 76 yards in six rush attempts, capped off by an 11-yard touchdown burst by Johnson. This marked the first touchdown drive of the season for the Knights that came without a single pass attempt.

After forcing a three-and-out, the Black and Gold again marched down the field, primarily on the strength of its rushing attack. After Bortles found Breshad Perriman streaking down the left sideline for a 34-yard gain, UCF returned to its ground control attack with four consecutive running plays. Johnson's 2-yard touchdown plunge gave the Knights a 14-0 advantage just eight minutes into the contest.

Junior Rannell Hall proved once again that his nickname, "Speedy" is appropriate as he took two short, second-quarter passes to the house. Both catches were made near the line of scrimmage and featured Hall out-running the Baylor secondary, with help from some terrific blocking from fellow wideouts Josh Reese, J.J. Worton and Taylor Oldham.

While Bortles brought home Offensive Player of the Game honors, Terrance Plummer was named Defensive Player of the Game. The junior linebacker racked up a game-high 14 tackles, including half a sack. Sean Maag (12 tackles) and Clayton Geathers (10 tackles) both recorded double-digit stops as well.

BOX SCORE

UCF	14	14	7	17	-	52
Baylor	7	13	8	14	-	42

1st	11:24	UCF	Johnson 11 run (Moffitt kick)
	7:46	UCF	Johnson 2 run (Moffitt kick)
	3:49	BAY	Petty 1 run (Jones kick)
2nd	8:01	BAY	Norwood 30 pass from Petty (Trahan pass failed)
	5:05	UCF	Hall 50 pass from Bortles (Moffitt kick)
	2:55	BAY	Petty 13 run (Jones kick)
	0:44	UCF	Hall 34 pass from Bortles (Moffitt kick)
3rd	10:18	BAY	Petty 1 run (Petty rush)
	5:38	UCF	Perriman 10 pass from Bortles (Moffitt kick)
4th	13:37	UCF	Bortles 15 run (Moffitt kick)
	12:16	BAY	Martin 9 run (Jones kick)
	10:26	UCF	Johnson 40 run (Moffitt kick)
	4:44	UCF	Moffitt 36 field goal
	1:15	BAY	Fuller 9 pass from Petty (Jones kick)

	UCF	BAY
First Downs	29	27
Rushes-Yds	44-255	38-194
Passing Yds	301	356
Passes Comp.-Att.-Int.	20-31-2	30-47-1
Total Offense Plays-Yds	75-556	85-550
Fumble Returns-Yards	0-0	0-0
Punt Returns-Yards	1-9	1-(-1)
Kickoff Returns-Yards	4-73	9-208
INT Returns-Yards	1-0	2-(-2)
Punts (Number-Avg)	4-41.0	7-43.6
Fumbles-Lost	2-1	1-0
Penalties-Yards	4-40	17-135

RUSHING: UCF-Storm Johnson 20-124; Blake Bortles 8-93; William Stanback 13-33; Jeff Godfrey 1-7; Team 2-(-2). BAY-Lache Seastrunk 17-117; Antwan Goodley 1-22; Glasco Martin 6-19; Shock Linwood 3-19; Bryce Petty 11-17.

PASSING: UCF-Blake Bortles 20-31-2-301. BAY-Bryce Petty 30-47-1-356.
RECEIVING: UCF-Jeff Godfrey 5-60; J.J. Worton 5-56; Rannell Hall 4-113; Breshad Perriman 3-48; William Stanback 2-25; Storm Johnson 1-(-1). BAY-Corey Coleman 7-88; Jay Lee 5-80; Tevin Reese 5-43; Levi Norwood 4-63; Antwan Goodley 4-20; Clay Fuller 3-52; Jordan Najjar 1-7; Shock Linwood 1-3.

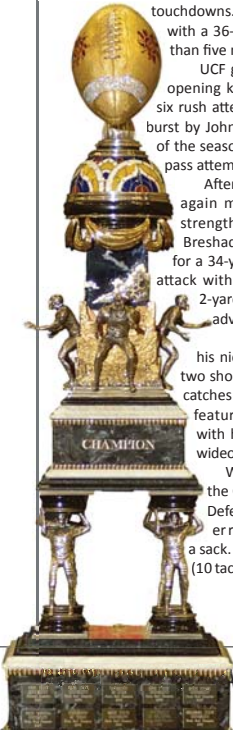
INTERCEPTIONS: UCF-Brandon Alexander 1-0. BAY-Eddie Lackey 1-0; Demetri Goodson 1-(-2).

FUMBLES: UCF-William Stanback 1-0; Storm Johnson 1-1. BAY-Bryce Petty 1-0.

Stadium: University of Phoenix Stadium **Attendance:** 65,172



NDCONQUER



UCF BOWL HISTORY



2014 BITCOIN ST. PETERSBURG BOWL

NC State
UCF

34
27

DEC. 26, 2014 ST. PETERSBURG, FLA.
TROPICANA FIELD



ST. PETERSBURG, Fla. - The UCF Knights fell just short of another stirring comeback at Tropicana Field in the Bitcoin St. Petersburg Bowl. UCF trailed North Carolina State 34-13 in the fourth quarter, and mounted a rally before falling, 34-27.

A Niklas Sade field goal put the Wolfpack on top by 21 points with 12:37 remaining in the contest. But senior captain Josh Reese, who scored all three of the UCF (9-4) touchdowns, hauled in a 14-yard strike from quarterback Justin Holman less than three minutes later, bringing a huge, partisan UCF crowd back into the game.

When the UCF defense got a three-and-out, the Knights' faithful really began believing. However, a Holman interception slowed the Knights' momentum mid-way through the fourth quarter.

NC State (8-5) had two empty possessions, punting and missing a field goal, but a great deal of time ran off the clock.

The Knights started moving the ball again when they took over with 2:56 remaining. Just 1:12 later, Reese found the end zone a third time on a 2-yard pass from Holman. That score pulled UCF within seven points, 34-27.

With 1:44 remaining and no timeouts, the Knights needed to recover an onside kick to have a chance. NC State secured the kick and was able to run out the clock.

Meanwhile, thousands of Knight fans chanted "UCF! UCF! UCF!" and saluted their team as they left the field. An estimated 20,000-plus UCF fans made the short trip and were a part of a near-sellout of 26,675.

The Knights opened the scoring on the first possession of the game. A 40-yard Shawn Moffitt field goal put the Knights on top 3-0. But NC State answered on its first possession with an 18-yard halfback pass to Jaylen Samuels to go on top 7-3. The Knights regained the lead 10-7 early in the second quarter. Holman rifled a pass to Reese at the goal line from six yards out.

But it was all Wolfpack for the next two-plus quarters, as NC State out-scored the Knights 27-3 to go on top by 21 points. Wolfpack quarterback Jacoby Brissett found a wide open Johnathan Alston for a 37-yard score to make it 14-10. An NC State field goal with 3:16 remaining in the first half pushed the score to 17-10 at halftime. Matt Dayes ran up the middle for a 19-yard score on the opening drive of the second half, putting the Wolfpack on top 24-10. The Knights got three points back after Wolfpack turnover, with Moffitt hitting from 36 yards out to make it 24-13. NC State answered with another Dayes score, as he went untouched up the middle late in the third, making it 31-13.

For the game, the Wolfpack out-gained the Knights 487-373. Brissett was named the game's MVP after passing for 262 yards and rushing for 31 more. Holman threw for 291 yards on 23-of-53 with three scores to pace the UCF offense. Breshad Perriman had nine receptions for 138 yards. Defensively, UCF was led by senior captain Clayton Geathers, who racked up 14 tackles.

BOX SCORE

NC State	7	10	14	3	-	34
UCF	3	7	3	14	-	27

1st	10:06	UCF	Moffitt 40 field goal
	6:11	NCSU	Samuels 18 pass from Thornton (Sade kick)
2nd	12:34	UCF	Reese 6 pass from Holman (Moffitt kick)
	9:05	NCSU	Alston 37 pass from Brissett (Sade kick)
	3:16	NCSU	Sade 19 field goal
3rd	11:55	NCSU	Dayes 24 run (Sade kick)
	5:45	UCF	Moffitt 36 field goal
	3:05	NCSU	Dayes 15 run (Sade kick)
4th	12:37	NCSU	Sade 45 field goal
	11:01	UCF	Reese 14 pass from Holman (Moffitt kick)
	1:44	UCF	Reese 2 pass from Holman (Moffitt kick)

	NCSU	UCF
First Downs	26	21
Rushes-Yds	49-187	28-82
Passing Yds	300	291
Passes Comp.-Att.-Int.	17-28-0	23-53-1
Total Offense Plays-Yds	77-487	81-373
Fumble Returns-Yards	0-0	0-0
Punt Returns-Yards	0-0	1-(-2)
Kickoff Returns-Yards	1-22	1-27
INT Returns-Yards	1-36	0-0
Punts (Number-Avg)	4-46.5	6-42.8
Fumbles-Lost	2-1	0-0
Penalties-Yards	6-34	3-30

RUSHING: NCSU-Shadrach Thornton 17-96; Matt Dayes 13-78; Jacoby Brissett 14-31; Jaylen Samuels 1-0; Team 3-(-4); Bryan Underwood 1-(-14). UCF-William Stanback 12-38; Justin Holman 9-27; Dontravious Wilson 3-9; Josh Reese 1-6; Rannell Hall 3-2.

PASSING: NCSU-Jacoby Brissett 15-26-0-262; Shadrach Thornton 1-1-0-18; Bo Hines 1-1-0-20. UCF-Justin Holman 23-53-1-291.

RECEIVING: NCSU-Bo Hines 3-79; Jonathan Alston 3-58; Jaylen Samuels 3-41; Bra'Lon Cherry 2-35; David Grinnage 2-27; Jacoby Brissett 1-20; Matt Dayes 1-18; Marquez Valdes-Scantling 1-13; Tyler Purvis 1-9. UCF-Breshad Perriman 9-138; Rannell Hall 7-78; Josh Reese 6-75; Justin Tukes 1-0.

INTERCEPTIONS: NCSU-Josh Jones 1-36. UCF-None.

FUMBLES: NCSU-Jacoby Brissett 2-1. UCF-None.

Stadium: Tropicana Field **Attendance:** 26,675

Closing out his senior year with a career-high three touchdown receptions, Josh Reese was selected as UCF's team MVP after the game.



UCF BOWL HISTORY



2016 AUTONATION CURE BOWL

Arkansas State
UCF

31
13

DEC. 17, 2016 ORLANDO, FLA.
CAMPING WORLD STADIUM



ORLANDO (UCFknights.com) – The UCF football team couldn't overcome a number of miscues in Saturday night's Cure Bowl, falling to Arkansas State 31-13.

Despite the outcome, UCF head coach Scott Frost expressed the amount of pride he has in what the Knights accomplished this season. He had a message of gratitude for the seniors, who played their final game in the Black & Gold.

"What this team has accomplished, I'm proud of them, happy for them. I'm hungry to accomplish more," Frost said. "I had a simple message for our team. I thanked the seniors. Everything we say about our seniors we mean from the bottom of our heart. These guys could have gone a lot of different directions. They didn't have to sacrifice and put in the effort and be leaders for our team and totally take a new direction in a new way of doing things that our coaching staff was asking them to do. They all did; they all led us. I'm proud to be their coach."

The Red Wolves scored 14 points off turnovers and added a touchdown on a blocked punt, which opened the scoring. Those 17 points were a huge difference in a contest where the two defenses were dominant. Arkansas State rushed for just 29 yards, while the Knights only managed 12. UCF passed for 211 yards, while the Red Wolves threw it for 205. Neither squad managed more than 234 yards. Combined, the two teams were 6-for-35 on third down.

"I think when either team's defense is on the field it was the superior unit on the field and we kind of knew that going in," Frost said.

A nightmare first quarter for UCF left Arkansas State with a 17-0 lead after 15 minutes of play. A blocked punt was recovered in the end zone for the Red Wolves. A long Arkansas State pass play led to a field goal to make it 10-0. On the ensuing kickoff, a fumble set the Red Wolves up with a short field that was converted into a touchdown to account for the 17 points.

The Knights found some offense in the second quarter. Tre'Quan Smith made another of his patented circus catches. The 34-yard completion set up an 11-yard scoring strike from McKenzie Milton to a wide-open Taylor Oldham. Following an Arkansas State fumble, Matthew Wright converted a 45-yard field goal to pull the Knights within seven, 17-10 at the intermission.

But a 75-yard touchdown pass less than a minute into the third quarter swung the momentum back to Arkansas State. Wright's second field goal of the game late in the third quarter got the Knights back within 11, 24-13. The Red Wolves took over deep in UCF territory late in the third quarter on a fumbled UCF punt and turned it into a touchdown on the first play of the fourth quarter, accounting for the final tally.

BOX SCORE

Arkansas State	17	0	7	7	-	31
UCF	0	10	3	0	-	13

1st	10:59	ASU	Edmonds 0 punt return (Williams kick)
	4:24	ASU	Williams 22 field goal
	2:48	ASU	Sanders 12 pass from Hansen (Williams kick)
2nd	9:31	UCF	Oldham 11 pass from Milton (Wright kick)
	1:04	UCF	Wright 45 Wright field goal
3rd	14:09	ASU	Sanders 75 pass from Hansen (Williams kick)
	4:52	UCF	Wright 34 field goal
4th	14:54	ASU	Sanders 17 pass from Hansen (Williams kick)

	ASU	UCF
First Downs	8	17
Rushes-Yds	38-29	30-12
Passing Yds	205	211
Passes Comp.-Att.-Int.	12-26-0	26-48-0
Total Offense Plays-Yds	64-234	78-223
Fumble Returns-Yards	0-0	0-0
Punt Returns-Yards	6-61	5-(-1)
Kickoff Returns-Yards	2-40	5-83
INT Returns-Yards	0-0	0-0
Punts (Number-Avg)	12-464	11-440
Fumbles-Lost	3-1	3-3
Penalties-Yards	15-140	11-82

RUSHING: Arkansas State-Rollins-Davis 5-32; White, Johnston 7-15; Wand, Warren 15-12; Voytik, Chad 5-(-3); Hansen, Justice 5-minus 13; Echols-Luper, C 1-(-14). UCF-Hamilton, Jawon 10-14; Milton, M. 9-5; Holman, Justin 5-3; Willett, M. 1-0; Payton, Tristan 1-(-2); Killins, Adrian 4-(-8).

PASSING: Arkansas State-Hansen, Justice 12-26-0-205. UCF-Milton, M. 22-39-0-175; Holman, Justin 4-9-0-36.

RECEIVING: Arkansas State-Sanders, K. 5-127; Booker, C. 2-11; Murray, Chris 2-(-4); Mack, Blake 1-67; McInnis, Justin 1-3; Wand, Warren 1-1. UCF-Oldham, Taylor 5-56; Hamilton, Jawon 4-17; Smith, Tre'Quan 3-45; Franks, Jordan 3-32; Bargnare, J. 3-11; Stewart, Cam 2-16; Killins, Adrian 2-4; Payton, Tristan 1-16; Jones, Hayden 1-7; Akins, Jordan 1-5; Taj McGowan 1-2.

INTERCEPTIONS: Arkansas State-None. UCF-None.

FUMBLES: Arkansas State-Murray, Chris 1-1; Echols-Luper, C 1-0; Voytik, Chad 1-0. UCF-Holman, Justin 1-1; Johnson, Chris 1-1; Jones, Hayden 1-1.

Stadium: Camping World

Attendance: 27,213



Shaquem Griffin closed out his American Athletic Conference Defensive Player of the Year season with a trip to the 2016 AutoNation Cure Bowl.



UCF IN THE PROS



A

Player	Pos.	Franchise	League	Years
Kamar Aiken	WR	Buffalo Bills	NFL	2011-12
	WR	New England Patriots	NFL	2012-13
	WR	Baltimore Ravens	NFL	2013-16
	WR	Indianapolis Colts	NFL	2017
Brandon Alexander	DB	Atlanta Falcons	NFL	2015
	DB	Team Hall	MLFB	2016
	DB	Winnipeg Blue Bombers	CFL	2017
Robert Alexander	LB	Memphis Mad Dogs	CFL	1994
Demetris Anderson	DL	Green Bay Packers	NFL	2016
	DL	BC Lions	CFL	2017
L.J. Anderson	OL	Kansas City Chiefs	NFL	2008
Thomas Andrews	OL	Osecola Ghost Riders	WIFL	2007
Scott Ariail	DB	Rosenheim Rebels	Germany	1994
David Ashkinaz	OL	Atlanta Falcons	NFL	2004
	OL	New York Dragons	Arena	2004
	OL	Montreal Alouettes	CFL	2005
	OL	Ottawa Renegades	CFL	2006

B

Player	Pos.	Franchise	League	Years	
Sean Beckton	WR	Chicago Bears	NFL	1990	
Sylvester Bembery	OL/DL	N.E. Steamrollers	Arena	1988	
	OL/DL	Albany Firebirds	Arena	1990-93	
	OL/DL	Tampa Bay Storm	Arena	1994-99	
	OL/DL	Buffalo Destroyers	Arena	2000	
	OL/DL	Tampa Bay Storm	Arena	2001	
Jermaine Benoit	DE	Detroit Lions	NFL	1999	
	DE	Scottish Claymores	NFL	1999-00	
	DE	St. Louis Rams	NFL	2001	
	DE	Carolina Panthers	NFL	2001-02	
	FB/LB	Tampa Bay Storm	Arena	2002-03	
	FB/LB	Los Angeles Avengers	Arena	2004	
	FB/LB	Grand Rapids Rampage	Arena	2004-05	
	LB	Rock River Raptors	Arena2	2008-09	
	Atari Bigby	S	Miami Dolphins	NFL	2005
		S	New York Jets	NFL	2005
S		Amsterdam Admirals	NFL	2006	
S		Green Bay Packers	NFL	2005-10	
S		Seattle Seahawks	NFL	2011	
Blake Bortles	QB	Jacksonville Jaguars	NFL	2014-17	
	DB	Houston Texans	NFL	2013-16	
	DB	Jacksonville Jaguars	NFL	2017	
Jeremy Boykins	DB	Tennessee Titans	NFL	2017	
Calvin Brown	DB	Osecola Ghost Riders	WIFL	2007	
Larry Brown	OL/DL	South Georgia Wildcats	Arena2	2004-05	
	OL/DL	Green Bay Blizzard	Arena2	2006	
Pat Brown	OL	Carolina Panthers	NFL	2009	
	OL	New England Patriots	NFL	2009	
	OL	Minnesota Vikings	NFL	2009	
	OL	New York Jets	NFL	2010	
	OL	Minnesota Vikings	NFL	2010-11	
	OL	Miami Dolphins	NFL	2012	
	OL	Carolina Panthers	NFL	2013	
	LB	San Diego Chargers	NFL	1999	
John Bryant	DB	Los Angeles Rams	NFL	1992	
	C	New Jersey Generals	USFL	1984	
Eric Buckley	OL/DL	Orlando Predators	Arena	1991	
Dan Burke	WR	Miami Dolphins	NFL	1999	
	WR	Seattle Seahawks	NFL	1999-00	
	WR	Dallas Cowboys	NFL	2001	
	WR	Orlando Rage	XFL	2001	
	WR/DB	Orlando Predators	Arena	2001-02	
	WR/DB	Los Angeles Avengers	Arena	2003	
	WR/DB	Arizona Rattlers	Arena	2004-05	
	WR	Minnesota Vikings	NFL	2005	
	WR/DB	Utah Blaze	Arena	2005-07	
	WR	Arizona Rattlers	Arena	2008-10, 2012	
	Joe Burnett	DB	Pittsburgh Steelers	NFL	2009-10
		DB	New York Giants	NFL	2011

Davin Bush	DB	Edmonton Eskimos	CFL	2012-13
	DB	Calgary Stampeders	CFL	2015-17
	DB	Saskatchewan Roughriders	CFL	2001-06
Ian Bustillo	DB	Winnipeg Blue Bombers	CFL	2007
	OL	Tampa Bay Buccaneers	NFL	2010

C

Player	Pos.	Franchise	League	Years
Tavaris Capers	WR	Pittsburgh Steelers	NFL	2005
	WR/DB	Memphis Xplorers	Arena2	2005
	WR/DB	South Georgia Wildcats	Arena2	2007
	WR	Team Florida	AAFL	2008
Paul Carrington	DE	Atlanta Falcons	NFL	2006-07
	DE	Denver Broncos	NFL	2007
	DE	California Redwoods	UFL	2009-10
Mike Carter	TE	Denver Broncos	NFL	1983
Kenny Clark	WR	Minnesota Vikings	NFL	2001-05
	WR	Amsterdam Admirals	NFL	2003
Blake Clingan	P	Detroit Lions	NFL	2013
	P	Washington Redskins	NFL	2014
Bret Cooper	WR/DB	Tampa Bay Storm	Arena	1994
	WR/DB	Memphis Pharoahs	Arena	1995-96
	WR/DB	San Jose SaberCats	Arena	1997
	WR/DB	Orlando Predators	Arena	1998-01
	WR/DB	Buffalo Destroyers	Arena	2002-03
	WR/DB	Georgia Force	Arena	2003
	WR/DB	Orlando Predators	Arena	2003-05
Travis Cooper	LB	Miami Dolphins	NFL	1995
	FB/LB	Memphis Pharoahs	Arena	1996
Brian Covington	DB	Orlando Thunder	NFL	1991
	WR/DB	Arizona Rattlers	Arena	1993
	WR/DB	Charlotte Rage	Arena	1994
Daunte Culpepper	QB	Minnesota Vikings	NFL	1999-05
	QB	Miami Dolphins	NFL	2006-07
	QB	Oakland Raiders	NFL	2007-08
	QB	Detroit Lions	NFL	2008-09
	QB	Sacramento Mtn. Lions	UFL	2010

D

Player	Pos.	Franchise	League	Years
Elgin Davis	RB	New England Patriots	NFL	1987-88
	RB	Pittsburgh Steelers	NFL	1989
Tavirius Davis	WR/LB	Tennessee Valley Vipers	Arena2	2003
	WR/LB	Columbus Wardogs	Arena2	2004
	WR/LB	Florida Firecats	Arena2	2004
	WR/LB	Spokane Shock	Arena2	2005-06
	WR/LB	Everett Hawks	Arena2	2006
Troy Davis	DE	New York Jets	NFL	2013-14
	DE/LB	Dallas Cowboys	NFL	2014-15
	DL	Hamilton Tiger-Cats	CFL	2015-16
Damian Demps	DL	Toronto Argonauts	CFL	2017
	SS	Green Bay Packers	NFL	2001
Reginald Doster	SS	Lakeland Thunder Bolts	AIFA	2005-07
	CB	Oakland Raiders	NFL	1999
	CB	Atlanta Falcons	NFL	2000
	DC	Orlando Rage	XFL	2001
	DS	Orlando Predators	Arena	2002-03
	DS	Detroit Fury	Arena	2004
	DS	Orlando Predators	Arena	2005
	DS	Grand Rapids Rampage	Arena	2006
	DS	Philadelphia Soul	Arena	2006
	DS	Georgia Force	Arena	2007
	DS	Utah Blaze	Arena	2008
Leger Douzable	DE	Minnesota Vikings	NFL	2008
	DE	New York Giants	NFL	2008-09
	DE	St. Louis Rams	NFL	2009-10
	DE	Detroit Lions	NFL	2010
	DE	Jacksonville Jaguars	NFL	2010-11
	DE	Tennessee Titans	NFL	2012
	DE	New York Jets	NFL	2013-15
	DT	Buffalo Bills	NFL	2016

UCF IN THE PROS



E

Player	Pos.	Franchise	League	Years	
Steve Edwards	OT	Philadelphia Eagles	NFL	2002	
	OT	Chicago Bears	NFL	2002-06	
	OT	Minnesota Vikings	NFL	2006	
	OT	New York Giants	NFL	2006	
	OT	Baltimore Ravens	NFL	2007-08	
	OL	Arizona Rattlers	Arena	2008	
	OL	California Redwoods	UFL	2009-10	
	OL/DL	Arizona Rattlers	Arena	2011	
	OL	Chicago Rush	Arena	2013	
	Emil Ekiyor	DE	Tampa Bay Buccaneers	NFL	1996
DE		Indianapolis Colts	NFL	1998	
DE		London Monarchs	NFL	1998	
DE		Scottish Claymores	NFL	1999	
DE		Atlanta Falcons	NFL	1999	
DE		Oakland Raiders	NFL	2001-02	
OL/DL		Tampa Bay Storm	Arena	2003-04	
OL/DL		Grand Rapids Rampage	Arena	2005	
RB		Cincinnati Bengals	NFL	1993	
WR/DB		Denver Broncos	NFL	1988	
Willie English	DB	London Monarchs	NFL	1991	
	DB	Scottish Claymores	NFL	1995	
	DB	Baltimore Stallions	CFL	1995	
	DB	Winnipeg Blue Bombers	CFL	1995	
	WR/DB	Tampa Bay Storm	Arena	1996	
	WR/DB	Orlando Predators	Arena	1996-99	
	WR/DB	Florida Bobcats	Arena	1999	
	Corris Ervin	DB	Denver Broncos	NFL	1988
		DB	London Monarchs	NFL	1991
		DB	Scottish Claymores	NFL	1995
DB		Baltimore Stallions	CFL	1995	
DB		Winnipeg Blue Bombers	CFL	1995	
WR/DB		Tampa Bay Storm	Arena	1996	
WR/DB		Orlando Predators	Arena	1996-99	
WR/DB		Florida Bobcats	Arena	1999	

F

Player	Pos.	Franchise	League	Years
Travis Fisher	CB	St. Louis Rams	NFL	2002-06
	CB	Detroit Lions	NFL	2007-09
	CB	Seattle Seahawks	NFL	2009
	CB	Baltimore Ravens	NFL	2010
	CB	Atlanta Falcons	NFL	2015
Ryan Flinn	P	Atlanta Falcons	NFL	2005
	P	Green Bay Packers	NFL	2005-06
	P	Miami Dolphins	NFL	2006-07
Bernard Ford	WR	Buffalo Bills	NFL	1988
	WR	Dallas Cowboys	NFL	1989
	WR	Houston Oilers	NFL	1990
	WR	London Monarchs	NFL	1992
	WR	Green Bay Packers	NFL	1992
Ray Forsythe	OT	Cincinnati Bengals	NFL	1996
	OL/DL	Orlando Predators	Arena	1998
	OL/DL	Milwaukee Mustangs	Arena	1999
Jimmy Fryzel	WR	Miami Dolphins	NFL	2003
	WR	Atlanta Falcons	NFL	2003
	WR	Tennessee Titans	NFL	2003
	WR	Chicago Bears	NFL	2003-04
	OS	Orlando Predators	Arena	2004-10

G

Player	Pos.	Franchise	League	Years
Bryan Gabourel	OL/DL	Stockton Lightning	Arena2	2007
Doug Gabriel	WR	Oakland Raiders	NFL	2003-05
	WR	New England Patriots	NFL	2006
	WR	Oakland Raiders	NFL	2006-07
	WR	Cincinnati Bengals	NFL	2008
	WR	Florida Tuskers	UFL	2009
Cedric Gagne-Marcoux	OL	Minnesota Vikings	NFL	2007
	OL	Hamilton Tiger-Cats	CFL	2007-09
	OL	Toronto Argonauts	CFL	2010-12
Michael Gaines	TE	Carolina Panthers	NFL	2004-07
	TE	Buffalo Bills	NFL	2007-08
	TE	Detroit Lions	NFL	2007-09
	TE	Chicago Bears	NFL	2009
	TE	Cleveland Browns	NFL	2009
	TE	Houston Texans	NFL	2010
Ed Gantner	DT	Tampa Bay Bandits	USFL	1983
	DL	Jacksonville Bulls	USFL	1984-85
Clayton Geathers	DB	Indianapolis Colts	NFL	2015-17

Ryan Gillis	OG	Tallahassee Thunder	Arena2	2000
	OG	Orlando Rage	XFL	2001
Bill Giovanetti	LB	Tampa Bay Bandits	USFL	1983
	DB	Chicago Bears	NFL	2015-16
Jacoby Glenn	WR	Houston Texans	NFL	2014
Jeff Godfrey	WR	Houston Texans	NFL	2014
Theo Goins	OL	Atlanta Falcons	NFL	2013
Michael Greco	DB	New York Giants	NFL	2010
	DB	Green Bay Packers	NFL	2010
	OT	Atlanta Falcons	NFL	1999
Cornell Green	OT	Scottish Claymores	NFL	2000
	OT	Washington Redskins	NFL	2000
	OT	New York Jets	NFL	2000-01
	OT	Miami Dolphins	NFL	2001-02
	OT	Tampa Bay Buccaneers	NFL	2002-04
	OT	Denver Broncos	NFL	2004-05
	OT	Tampa Bay Buccaneers	NFL	2006
	OT	Oakland Raiders	NFL	2007-10
	OT	Buffalo Bills	NFL	2010-11
	LB	Winnipeg Blue Bombers	CFL	1997
Emory Green	LB	Winnipeg Blue Bombers	CFL	1997
Shaquill Griffin	CB	Seattle Seahawks	NFL	2017
Franco Grilla	K	Albany Firebirds	Arena	1994
	K	Birmingham Barracudas	CFL	1995
	K	Orlando Predators	Arena	1997-98
Mike Gruttadauria	C	Dallas Cowboys	NFL	1995
	C	St. Louis Rams	NFL	1996-99
	C	Arizona Cardinals	NFL	2000-02

H

Player	Pos.	Franchise	League	Years
Rannell Hall	WR	Tampa Bay Buccaneers	NFL	2015
	WR	Cleveland Browns	NFL	2015-17
Rick Hamilton	LB	Washington Redskins	NFL	1993-94
	LB	Kansas City Chiefs	NFL	1994
	LB	New York Jets	NFL	1996
	LB	Barcelona Dragons	NFL	1996
	LB	Detroit Lions	NFL	1996
	FB/LB	Arizona Rattlers	Arena	1998
Brynn Harvey	FB/LB	Orlando Predators	Arena	1998-03
	IB	Orlando Rage	XFL	2001
	FB/LB	Los Angeles Avengers	Arena	2003
Alex Haynes	RB	Jacksonville Jaguars	NFL	2013
	RB	Baltimore Ravens	NFL	2005
	RB	Cologne Centurions	NFL	2006
	RB	Carolina Panthers	NFL	2005-08
	RB	Denver Broncos	NFL	2008
Cam Henderson	DE	Atlanta Falcons	NFL	2013
	DE	Cleveland Browns	NFL	2013-14
Darin Hinshaw	QB	Cleveland Browns	NFL	1994
	QB	Orlando Predators	Arena	1995-96
	QB	Granite State Warriors	EFL	1996
	QB	Nashville Katz	Arena	1997
Tyson Hinshaw	WR	Tennessee Titans	NFL	2001
Cory Hogue	LB	Indianapolis Colts	NFL	2010
Brian Huff	OT	Green Bay Packers	NFL	2003
	OL/DL	Cape Fear Wildcats	Arena2	2004
Luther Huggins	OL/DL	South Georgia Wildcats	Arena2	2005
	WR	Miami Dolphins	NFL	2005
	WR	Osceola Ghost Riders	WFL	2007
Charley Hughlett	LS	Dallas Cowboys	NFL	2012-13
	LS	Jacksonville Jaguars	NFL	2014
	LS	New England Patriots	NFL	2014
	LS	Cleveland Browns	NFL	2014-17

I

Player	Pos.	Franchise	League	Years
Raymond Irvin	CB	Cleveland Browns	NFL	1991
	CB	Kansas City Chiefs	NFL	1992
Kemal Ishmael	DB	Atlanta Falcons	NFL	2013-17

UCF IN THE PROS



J

Player	Pos.	Franchise	League	Years
Kenny Jackson	WR	Central Valley Coyotes	Arena2	2009
Mario Jackson	TE	Cologne Centurions	NFL	2002
	TE	New Orleans Saints	NFL	2003
	TE	Cologne Centurions	NFL	2006
Toby Jackson	DL	Dallas Cowboys	NFL	2013
	DL	Orlando Predators	Arena	2015
	DL	Spokane Empire	IFL	2016
	DL	Columbus Lions	NAL	2017
Javid James	WR	Rio Grande Vall. Dorados	Arena2	2009
Rashad Jeanty	LB	Edmonton Eskimos	CFL	2002-05
	LB	Cincinnati Bengals	NFL	2006-10
	LB	Edmonton Eskimos	CFL	2012
Greg Jefferson	DL	Philadelphia Eagles	NFL	1996-99, 2001
	OL/DL	Orlando Predators	Arena	2006-07
	DL	Osceola Ghost Riders	WIFL	2007
Shawn Jefferson	WR	Houston Oilers	NFL	1991
	WR	San Diego Chargers	NFL	1991-95
	WR	New England Patriots	NFL	1996-99
	WR	Atlanta Falcons	NFL	2000-02
	WR	Detroit Lions	NFL	2003
Marcus Jenkins	OG	Seattle Seahawks	NFL	2000
	OG	Pittsburgh Steelers	NFL	2002
	OG	Tampa Bay Buccaneers	NFL	2002
Sergio Joachim	WR	Kansas City Chiefs	NFL	2008
	WR	Milwaukee Mustangs	Arena	2012
Darcy Johnson	TE	New York Giants	NFL	2006-09
	TE	St. Louis Rams	NFL	2010-11
	TE	Virginia Destroyers	UFL	2011
DeMarcus Johnson	OL/DL	Tampa Bay Storm	Arena	2005
	OL/DL	Grand Rapids Rampage	Arena	2006-07
	OL/DL	Daytona Beach Thunderbirds	Arena2	2008
Drico Johnson	DB	Arizona Cardinals	NFL	2017
Storm Johnson	RB	Jacksonville Jaguars	NFL	2014-15
	RB	Tampa Bay Buccaneers	NFL	2016-17
Travonti Johnson	CB	New York Giants	NFL	2007
	CB	Billings Outlaws	IFL	2008
	CB	New York Giants	NFL	2008-09
	CB	Billings Outlaws	IFL	2010
	CB	Omaha Beef	IFL	2011
	CB	Iowa Barnstormers	Arena	2011
Harvey Joiner	DL	Osceola Ghost Riders	WIFL	2007
Willie Jones	T	Kansas City Chiefs	NFL	2001-02
Trenton Jordan	FB/LB	Central Valley Coyotes	Arena2	2005-06
	FB/LB	Amarillo Dusters	Arena2	2006
	DE	Cologne Centurions	NFL	2007
Ricot Joseph	S	Washington Redskins	NFL	2002
	S	Cincinnati Bengals	NFL	2003-05

K

Player	Pos.	Franchise	League	Years
Tim Kiggins	DB	Toronto Argonauts	CFL	1980
D.J. Killings	DB	New England Patriots	NFL	2017

L

Player	Pos.	Franchise	League	Years
Charles Lee	WR	Green Bay Packers	NFL	2000-01
	WR	Tampa Bay Buccaneers	NFL	2003-04
	WR	Arizona Cardinals	NFL	2005
	WR	Orlando Predators	Arena	2007
Abre Leggins	OL	Milwaukee Mustangs	Arena	2012
Josh Linam	LB	San Diego Chargers	NFL	2012
	LB	Miami Dolphins	NFL	2012
Chris Lorenti	C	Tennessee Titans	NFL	2001
	C	Miami Dolphins	NFL	2001
	C	Houston Texans	NFL	2002-03

M

Player	Pos.	Franchise	League	Years
Sean Maag	DB	Jacksonville Jaguars	NFL	2014
Mike Mabry	C	Baltimore Ravens	NFL	2003
	C	Cincinnati Bengals	NFL	2003-04
	C	Atlanta Falcons	NFL	2004-05
	C	Cologne Centurions	NFL	2004-05
	C	Cleveland Browns	NFL	2006
	OL/DL	Philadelphia Soul	Arena	2006-08
	C	California Redwoods	UFL	2009
	C	Sacramento Mtn. Lions	UFL	2010-11
Brandon Marshall	WR	Denver Broncos	NFL	2006-10
	WR	Miami Dolphins	NFL	2010-11
	WR	Chicago Bears	NFL	2012-14
	WR	New York Jets	NFL	2015-16
	WR	New York Giants	NFL	2017
Chris Martin	OL	Houston Texans	NFL	2014
	OL	New England Patriots	NFL	2014
	OL	San Francisco 49ers	NFL	2014-15
	OL	Miami Dolphins	NFL	2015
	OL	New England Patriots	NFL	2015
	OL	Buffalo Bills	NFL	2015-16
	OL	Miami Dolphins	NFL	2015
Rashad Mays	DB	Osceola Ghost Riders	WIFL	2007
Parnell McCall	DT	Miami Dolphins	NFL	1989
Glenn McCombs	TE/P	Pittsburgh Steelers	NFL	1986-87
Jordan McCray	OL	Green Bay Packers	NFL	2014
	OL	Brooklyn Bolts	FXFL	2014
	OL	Minnesota Vikings	NFL	2014
	OL	Carolina Panthers	NFL	2015
	OL	Orlando Predators	Arena	2015-16
	OL	Cleveland Gladiators	Arena	2017
Justin McCray	OL	Tennessee Titans	NFL	2014-15
	OL	Orlando Predators	Arena	2015-16
	OL	Tampa Bay Storm	Arena	2017
Lance McDowdell	WR	New Orleans Saints	NFL	2016
Quincy McDuffie	DL	Denver Broncos	NFL	2013
	WR	Hamilton Tiger-Cats	CFL	2014-15
	WR	Winnipeg Blue Bombers	CFL	2016
	WR	Dallas Cowboys	NFL	2017
Josh McKibben	DT	Baltimore Ravens	NFL	2002
	DT	Frankfurt Galaxy	NFL	2002
	DT	Tampa Bay Buccaneers	NFL	2003
	DT	Rhein Fire	NFL	2003
	OL/DL	Orlando Predators	Arena	2004
Mike Merritt	TE	Kansas City Chiefs	NFL	2008
Bruce Miller	FB	San Francisco 49ers	NFL	2011-16
Paul Miranda	CB	Indianapolis Colts	NFL	1999-00
	CB	Seattle Seahawks	NFL	2000-02
	CB	Miami Dolphins	NFL	2002-03
	CB	Oakland Raiders	NFL	2003
	DS	Orlando Predators	Arena	2003-04
Steven Moffett	QB	Daytona Beach Thunderbirds	Arena2	2008
Freddie Moore	OL	Denver Broncos	NFL	2003
	OL	Berlin Thunder	NFL	2003
	OL	British Columbia Lions	CFL	2003-04
	OL	Ottawa Renegades	CFL	2005-06
Latavius Murray	RB	Oakland Raiders	NFL	2013-16
	RB	Minnesota Vikings	NFL	2017
T.J. Mutcherson	DB	Houston Texans	NFL	2017

N

Player	Pos.	Franchise	League	Years
Johnell Neal	DB	Detroit Lions	NFL	2009
Frisner Nelson	DL/OL	Tennessee Valley Vipers	Arena2	2007
	OL/DL	Orlando Predators	Arena	2010
Jamar Newsome	WR	Jacksonville Jaguars	NFL	2011
	WR	Pittsburgh Steelers	NFL	2011
	WR	Kansas City Chiefs	NFL	2011-12
	WR	Dallas Cowboys	NFL	2013-14
Adam Nissley	TE	Atlanta Falcons	NFL	2012-13
Mark Nonsant	WR/LB	Orlando Predators	Arena	2000-01

UCF IN THE PROS



O

Player	Pos.	Franchise	League	Years
John Osborne	TE	Rosenheim Rebels	Germany	1994
Mike Osuna	FB/LB	Orlando Predators	Arena	2000-01
	FB/LB	Dallas Desperados	Arena	2002
	FB/LB	Grand Rapids Rampage	Arena	2003
Jordan Ozerities	DB	Atlanta Falcons	NFL	2015

P

Player	Pos.	Franchise	League	Years
Ian Patterson	DE	Seattle Seahawks	NFL	1987
	DB	Ottawa Roughriders	CFL	1993
Elton Patterson	DE	Cincinnati Bengals	NFL	2003-04
	DE	Jacksonville Jaguars	NFL	2004
	DE	Cincinnati Bengals	NFL	2005
	DE	Minnesota Vikings	NFL	2005-06
	DE	Berlin Thunder	NFL	2006
	DE	Jacksonville Jaguars	NFL	2006-07
	DE	Team Florida	AAFL	2008
	OL/DL	Orlando Predators	Arena	2008
Vic Penn	QB	British Columbia Lions	CFL	2001
	QB	Cape Fear Wildcats	Arena2	2002
	QB	Tallahassee Thunder	Arena2	2002
	QB	Orlando Predators	Arena	2003
	QB	Macon Knights	Arena2	2003
Breshad Perriman	WR	Baltimore Ravens	NFL	2015-17
Jason Peters	RB	New York Giants	NFL	2007
	RB	Billings Outlaws	IFL	2008
Charlie Pierce	K	Orlando Predators	Arena	1997
	K	Berlin Thunder	NFL	1999-00
	K	Orlando Rage	XFL	2001
Nick Pieschel	OL	Chicago Bears	NFL	2012
Terrance Plummer	LB	Washington Redskins	NFL	2015
	LB	Minnesota Vikings	NFL	2015
Deon Porter	S	Edmonton Eskimos	CFL	1998
Matt Prater	K	Detroit Lions	NFL	2006
	K	Green Bay Packers	NFL	2006
	K	Minnesota Vikings	NFL	2006
	K	Miami Dolphins	NFL	2007
	K	Denver Broncos	NFL	2007-14
	K	Detroit Lions	NFL	2014-17

R

Player	Pos.	Franchise	League	Years
Sha'reff Rashad	S	New York Giants	NFL	2009-10
	DB	Washington Redskins	NFL	2010
Nakia Reddick	SS	Carolina Panthers	NFL	1997
	SS	Indianapolis Colts	NFL	1998-99
	SS	Rhein Fire	NFL	2000
	SS	NY/NJ Hitmen	XFL	2000-01
Josh Reese	WR	Tampa Bay Buccaneers	NFL	2015
	WR	Philadelphia Eagles	NFL	2015
Jah Reid	OT	Baltimore Ravens	NFL	2011-15
	OT	Kansas City Chiefs	NFL	2015-17
David Rhodes	WR	Cincinnati Bengals	NFL	1994
	WR	Rhein Fire	NFL	1997
Stanford Rhule	LB	Osceola Ghost Riders	WIFL	2007
Kenton Rickerson	DS	Jacksonville Tomcats	Arena2	2000
	DS	Augusta Stallions	Arena2	2001
	DS	Cape Fear Wildcats	Arena2	2002
	DS	Macon Knights	Arena2	2003
Taylor Robertson	OG	Philadelphia Eagles	NFL	2003
	OG	Calgary Stampeders	CFL	2003-06
	OG	Toronto Argonauts	CFL	2007-10
Josh Robinson	DB	Minnesota Vikings	NFL	2012-15
	DB	Tampa Bay Buccaneers	NFL	2016-17
Tito Rodriguez	LB	Cincinnati Bengals	NFL	2002-03
Rocky Ross	WR	Jacksonville Jaguars	NFL	2010
	WR	Florida Tuskers	UFL	2010
Scott Ryerson	PK	Tampa Bay Bandits	USFL	1983
	PK	Atlanta Falcons	NFL	1983

S

Player	Pos.	Franchise	League	Years
Aaron Sam	RB	Cleveland Browns	NFL	1987
	RB	Indianapolis Colts	NFL	1989
Asante Samuel	CB	New England Patriots	NFL	2003-07
	CB	Philadelphia Eagles	NFL	2008-11
	CB	Atlanta Falcons	NFL	2012-13
Ed Schenk	TE	Minnesota Vikings	NFL	1987
Ryan Schneider	QB	Tennessee Valley Vipers	Arena2	2006
Ray Shipman	LB	New Orleans Saints	NFL	2013
	LB	Hamilton Tiger-Cats	CFL	2013
Keith Shologan	DL	San Diego Chargers	NFL	2008
	DL	Saskatchewan Roughriders	CFL	2008-13
	DL	Ottawa Redblacks	CFL	2014-15
	DL	Winnipeg Blue Bombers	CFL	2016
	DL	Montreal Alouettes	CFL	2017
Mike Sims-Walker	WR	Jacksonville Jaguars	NFL	2007-10
	WR	St. Louis Rams	NFL	2011
	WR	Jacksonville Jaguars	NFL	2011
	WR	Winnipeg Blue Bombers	CFL	2013
Josh Sitton	OL	Green Bay Packers	NFL	2008-15
	OL	Chicago Bears	NFL	2016-17
Kevin Smith	RB	Detroit Lions	NFL	2008-12
	RB	Winnipeg Blue Bombers	CFL	2014
Marquette Smith	RB	Carolina Panthers	NFL	1996-98
	RB	Rhein Fire	NFL	1998
	RB	Winnipeg Blue Bombers	CFL	1998
	RB	Shreveport Knights	RFL	1999
	RB	Green Bay Packers	IFL	1999
	RB	Iowa Barnstormers	Arena	2000
	RB	La Crosse Knight Train	NFL	2000
	RB	Los Angeles Xtreme	XFL	2001
	RB	Carolina Stingrays	NFL	2003
	RB	Kissimmee Creatures	NFL	2004
	RB	Osceola Ghost Riders	WIFL	2005-06
Mike Sommerfield	DT	Tampa Bay Bandits	USFL	1982
Bobby Spitulski	LB	Seattle Seahawks	NFL	1992-94
Bill Stewart	FB/LB	Orlando Predators	Arena	1992-95
	FB/LB	Charlotte Rage	Arena	1995
Brandon Sumner	QB	Osceola Ghost Riders	WIFL	2007

T

Player	Pos.	Franchise	League	Years
Jim Taylor	LB	Jacksonville Bulls	USFL	1983
	LB	Pittsburgh Maulers	USFL	1984
Kendrick Thomas	LB	New York Jets	NFL	1996
Dana Thyssen	QB	Orlando Renegades	USFL	1985
Torell Troup	DT	Buffalo Bills	NFL	2010-13
	DT	Oakland Raiders	NFL	2014
Justin Tukes	TE	Philadelphia Eagles	NFL	2015
	DB	Team Hall	MLFB	2016

V

Player	Pos.	Franchise	League	Years
Jason Venson	DB	Cleveland Browns	NFL	2009

W

Player	Pos.	Franchise	League	Years
Glenroy Watkins	DL	Osceola Ghost Riders	WIFL	2007
	DL	Erie RiverRats	AIFA	2007-08
	DL	Erie Storm	AIFA	2010
Mark Whittemore	WR	Miami Dolphins	NFL	2005
Terrance Williams	RB	Atlanta Falcons	NFL	2002
Ted Wilson	WR	Washington Redskins	NFL	1987
	WR	Tampa Bay Buccaneers	NFL	1988
	WR	Cleveland Browns	NFL	1989
Torrian Wilson	OL	Detroit Lions	NFL	2015
	OL	New England Patriots	NFL	2015
	OL	Orlando Predators	Arena	2016
Keenan Wimbley	LB	New York Giants	NFL	1988
J.J. Worton	WR	St. Louis Rams	NFL	2015
	WR	New England Patriots	NFL	2015
	WR	Los Angeles Rams	NFL	2016

UCF IN THE PROS



UCF ON ACTIVE NFL ROSTERS

The following UCF Knights have earned spots on active 53-man NFL rosters.

Player	Franchise	Years
Kamar Aiken	Buffalo Bills	2011
	New England Patriots	2012
	Baltimore Ravens	2013-16
Atari Bigby	Green Bay Packers	2005-10
	Seattle Seahawks	2011
	San Diego Chargers	2012
Blake Bortles	Jacksonville Jaguars	2014-16
A.J. Bouye	Houston Texans	2013-16
Patrick Brown	New York Jets	2010
	Miami Dolphins	2010
Joe Burnett	Minnesota Vikings	2010-12
	Pittsburgh Steelers	2009
Paul Carrington	Denver Broncos	2008
Kenny Clark	Minnesota Vikings	2001-05
	Minnesota Vikings	1999-05
Daunte Culpepper	Miami Dolphins	2006-07
	Oakland Raiders	2007
Elgin Davis	Detroit Lions	2008-09
	New England Patriots	1987-88
Troy Davis	New York Jets	2013
Leger Douzable	New York Giants	2008-09
	St. Louis Rams	2009
Steve Edwards	Jacksonville Jaguars	2010-11
	Tennessee Titans	2012
Travis Fisher	New York Jets	2013-15
	Buffalo Bills	2016
Ryan Flinn	Chicago Bears	2002-06
	New York Giants	2006
Bernard Ford	St. Louis Rams	2002-06
	Detroit Lions	2007-08
Doug Gabriel	Seattle Seahawks	2009
	Green Bay Packers	2005-06
Michael Gaines	Dallas Cowboys	1989
	Houston Oilers	1990
Michael Gaines	Oakland Raiders	2003-05
	New England Patriots	2006
Michael Gaines	Oakland Raiders	2006-07
	Carolina Panthers	2004-07
Clayton Geathers	Buffalo Bills	2007
	Detroit Lions	2007-08
Jacoby Glenn	Chicago Bears	2009
Michael Greco	Cleveland Browns	2009
Cornell Green	Indianapolis Colts	2015-16
	Chicago Bears	2015-16
Mike Gruttaduria	Green Bay Packers	2010
	New York Jets	2000-01
Rannell Hall	Tampa Bay Buccaneers	2002-04
	Tampa Bay Buccaneers	2006
Rick Hamilton	Oakland Raiders	2007-09
Alex Haynes	Buffalo Bills	2010
	St. Louis Rams	1996-99
Rannell Hall	Arizona Cardinals	2000-02
	Cleveland Browns	2015
Rick Hamilton	Washington Redskins	1993-94
	Kansas City Chiefs	1994-95
Alex Haynes	New York Jets	1996
	Carolina Panthers	2007

Charley Hughlett	Denver Broncos	2008
Kemal Ishmael	Cleveland Browns	2015-16
Mario Jackson	Atlanta Falcons	2013-16
Rashad Jeanty	New Orleans Saints	2003
Greg Jefferson	Cincinnati Bengals	2006-09
Shawn Jefferson	Philadelphia Eagles	1996-99, '01
	San Diego Chargers	1991-95
Marcus Jenkins	New England Patriots	1996-99
	Atlanta Falcons	2000-02
Darcy Johnson	Detroit Lions	2003
Storm Johnson	Seattle Seahawks	2000
Ricot Joseph	New York Giants	2006-09
Charles Lee	Jacksonville Jaguars	2014
	Washington Redskins	2002
Chris Lorenti	Green Bay Packers	2000-01
	Tampa Bay Buccaneers	2003-04
Brandon Marshall	Arizona Cardinals	2005
	Houston Texans	2001-02
Mike Merritt	Denver Broncos	2006-09
	Miami Dolphins	2010-11
Bruce Miller	Chicago Bears	2012-14
Paul Miranda	New York Jets	2015-16
Latavius Murray	Kansas City Chiefs	2008
	San Francisco 49ers	2011-15
Jamar Newsome	Indianapolis Colts	1999-00
Adam Nissley	Seattle Seahawks	2000-02
	Oakland Raiders	2013-16
Elton Patterson	Jacksonville Jaguars	2011
Terrance Plummer	Kansas City Chiefs	2012
	Atlanta Falcons	2012
Matt Prater	Cincinnati Bengals	2003-04
	Jacksonville Jaguars	2004
Sha'reff Rashad	Cincinnati Bengals	2005
	Jacksonville Jaguars	2006-07
Jah Reid	Washington Redskins	2015
	Atlanta Falcons	2007
Josh Robinson	Denver Broncos	2007-13
	Detroit Lions	2014-16
Asante Samuel	New York Giants	2009
	Washington Redskins	2010
Ed Schenk	Baltimore Ravens	2011-15
	Kansas City Chiefs	2015-16
Mike Sims-Walker	Minnesota Vikings	2012-16
	New England Patriots	2003-07
Josh Sitten	Philadelphia Eagles	2008-11
	Atlanta Falcons	2012-13
Kevin Smith	Minnesota Vikings	1987
	Jacksonville Jaguars	2007-10
Bob Spitulski	St. Louis Rams	2011
Torell Troup	Jacksonville Jaguars	2011
Ted Wilson	Green Bay Packers	2008-15
	Chicago Bears	2016
Ted Wilson	Detroit Lions	2008-12
	Seattle Seahawks	1992-94
Ted Wilson	Buffalo Bills	2010-12
	Washington Redskins	1987



UCF IN THE PROS



KNIGHTS IN THE PRO BOWL

Player	Pos.	Team	Season
Daunte Culpepper	QB	Minnesota Vikings	2000
Daunte Culpepper	QB	Minnesota Vikings	2003
Daunte Culpepper	QB	Minnesota Vikings	2004
Asante Samuel	DB	New England Patriots	2007
Brandon Marshall	WR	Denver Broncos	2008
Asante Samuel	DB	Philadelphia Eagles	2008
Brandon Marshall	WR	Denver Broncos	2009
Asante Samuel	DB	Philadelphia Eagles	2009
Asante Samuel	DB	Philadelphia Eagles	2010
Brandon Marshall	WR	Miami Dolphins	2011
Brandon Marshall	WR	Chicago Bears	2012
Josh Sitton	OL	Green Bay Packers	2012
Brandon Marshall	WR	Chicago Bears	2013
Matt Prater	PK	Denver Broncos	2013
Josh Sitton	OL	Green Bay Packers	2014
Brandon Marshall	WR	New York Jets	2015
Latavius Murray	RB	Oakland Raiders	2015
Josh Sitton	OL	Green Bay Packers	2015
Matt Prater	PK	Detroit Lions	2016
Josh Sitton	OL	Chicago Bears	2016

KNIGHTS IN THE SUPER BOWL

Player	Game	Team	Result	Opponent
Shawn Jefferson	XXIX	San Diego	Lost	San Francisco
Shawn Jefferson	XXXI	New England	Lost	Green Bay
Mike Gruttadauria	XXXIV	St. Louis Rams	Won	Tennessee
Cornell Green	XXXVII	Tampa Bay	Won	Oakland
Charles Lee	XXXVII	Tampa Bay	Won	Oakland
Asante Samuel	XXXVIII	New England	Won	Carolina
Asante Samuel	XXXIX	New England	Won	Philadelphia
Asante Samuel	XLII	New England	Lost	New York Giants
Darcy Johnson	XLII	New York Giants	Won	New England
Atari Bigby	XLV	Green Bay	Won	Pittsburgh
Michael Greco	XLV	Green Bay	Won	Pittsburgh
Josh Sitton	XLV	Green Bay	Won	Pittsburgh
Bruce Miller	XLVII	San Francisco	Lost	Baltimore
Jah Reid	XLVII	Baltimore	Won	San Francisco
Matt Prater	XLVIII	Denver	Lost	Seattle
Kemal Ishmael	LI	Atlanta	Lost	New England

KNIGHTS IN THE AFC CHAMPIONSHIP GAME

Player	Season	Team	Result	Opponent
Shawn Jefferson	1994	San Diego	Won	Pittsburgh
Shawn Jefferson	1996	New England	Won	Jacksonville
Asante Samuel	2003	New England	Won	Indianapolis
Asante Samuel	2004	New England	Won	Pittsburgh
Cornell Green	2005	Denver	Lost	Pittsburgh
Doug Gabriel	2006	New England	Lost	Indianapolis
Asante Samuel	2006	New England	Lost	Indianapolis
Asante Samuel	2007	New England	Won	San Diego
Jah Reid	2011	Baltimore	Lost	New England
Kamar Aiken	2012	New England	Lost	Baltimore
Jah Reid	2012	Baltimore	Won	New England
Matt Prater	2013	Denver	Won	New England
J.J. Worton	2015	New England	Lost	Denver

KNIGHTS IN THE NFC CHAMPIONSHIP GAME

Player	Season	Team	Result	Opponent
Mike Gruttadauria	1999	St. Louis	Won	Tampa Bay
Daunte Culpepper	2000	Minnesota	Lost	New York Giants
Cornell Green	2002	Tampa Bay	Won	Philadelphia
Atari Bigby	2007	Green Bay	Lost	New York Giants
Asante Samuel	2008	Philadelphia	Lost	Arizona
Atari Bigby	2010	Green Bay	Won	Chicago
Michael Greco	2010	Green Bay	Won	Chicago
Josh Sitton	2010	Green Bay	Won	Chicago
Bruce Miller	2011	San Francisco	Lost	New York Giants
Asante Samuel	2012	Atlanta	Lost	San Francisco
Adam Nissley	2012	Atlanta	Lost	San Francisco
Bruce Miller	2012	San Francisco	Won	Atlanta
Bruce Miller	2013	San Francisco	Lost	Seattle
Josh Sitton	2014	Green Bay	Lost	Seattle
Kemal Ishmael	2016	Atlanta	Won	Green Bay

KNIGHTS IN THE NFL DRAFT

Player	Pos.	Team	Year	Round	Pick
Ted Wilson	WR	Washington	1987	10	274
Elgin Davis	DB	New England	1987	12	330
Bernard Ford	WR	Buffalo	1988	3	65
Corris Ervin	DB	Denver	1988	5	136
Raymond Irvin	DB	Cleveland	1991	9	225
Shawn Jefferson	WR	Houston	1991	9	240
Bob Spitulski	LB	Seattle	1992	3	66
Rick Hamilton	LB	Washington	1993	3	71
Greg Jefferson	DE	Philadelphia	1995	3	72
Marquette Smith	RB	Carolina	1996	5	142
Daunte Culpepper	QB	Minnesota	1999	1	11
Paul Miranda	DB	Indianapolis	1999	4	96
Charles Lee	WR	Green Bay	2000	7	242
Travis Fisher	DB	St. Louis	2002	2	64
Asante Samuel	DB	New England	2003	4	120
Doug Gabriel	WR	Oakland	2003	5	167
Mike Mabry	OL	Baltimore	2003	7	250
Elton Patterson	DE	Cincinnati	2003	7	259
Michael Gaines	TE	Carolina	2004	7	234
Brandon Marshall	WR	Denver	2006	4	119
Mike Sims-Walker	WR	Jacksonville	2007	3	79
Kevin Smith	TB	Detroit	2008	3	64
Josh Sitton	OL	Green Bay	2008	4	135
Mike Merritt	TE	Kansas City	2008	7	239
Joe Burnett	CB	Pittsburgh	2009	5	168
Torell Troup	DT	Buffalo	2010	2	41
Jah Reid	OT	Baltimore	2011	3	85
Bruce Miller	DE/FB	San Francisco	2011	7	211
Josh Robinson	DB	Minnesota	2012	3	66
Latavius Murray	RB	Oakland	2013	6	181
Kemal Ishmael	DB	Atlanta	2013	7	243
Blake Bortles	QB	Jacksonville	2014	1	3
Storm Johnson	RB	Jacksonville	2014	7	222
Breshad Perriman	WR	Baltimore	2015	1	26
Clayton Geathers	DB	Indianapolis	2015	4	109
Shaquill Griffin	DB	Seattle	2017	3	90

ON THE AIR



TV APPEARANCES SINCE 1996 (BOWL SUBDIVISION ERA)

Date	Network	Coverage	Opponent	Result
Aug. 29, 1996	Sun Sports	Regional	William & Mary	W, 39-33
Sept. 14, 1996	Sun Sports	Regional	at New Mexico	L, 7-17
Oct. 26, 1996	Sun Sports	Regional	at Georgia Tech	L, 20-27
Sept. 6, 1997	Sun Sports/Fox Sports South	Regional	at South Carolina	L, 31-33
Sept. 20, 1997	Sun Sports	Regional	Idaho	W, 41-10
Sept. 27, 1997	Sun Sports	Regional	at #8 Auburn	L, 14-41
Oct. 25, 1997	Sun Sports	Regional	at Mississippi State	L, 28-35
Sept. 5, 1998	Sun Sports	Regional	at Louisiana Tech	W, 64-30
Sept. 19, 1998	ESPN	National	at Purdue	L, 7-35
Sept. 26, 1998	Fox Sports Net/Sun Sports	Regional	at Bowling Green	W, 38-31
Oct. 3, 1998	Sun Sports	Regional	at Toledo	W, 31-24
Oct. 24, 1998	Sun Sports	Regional	at Louisiana	W, 42-10
Oct. 31, 1998	WYTV (Youngstown)	Local	Youngstown State	W, 44-32
Nov. 7, 1998	Sun Sports	Regional	at Auburn	L, 610
Nov. 21, 1998	KRQE (Albuquerque)	Local	New Mexico	W, 38-6
Sept. 4, 1999	ESPN Regional/Sun Sports	Regional	#22 Purdue	L, 13-47
Sept. 11, 1999	Sun Sports	Regional	at #4 Florida	L, 27-58
Sept. 25, 1999	Sun Sports/Media One	Regional	at #11 Georgia	L, 23-24
Nov. 6, 1999	Sun Sports	Regional	at Auburn	L, 10-28
Sept. 30, 2000	Sun Sports	Regional	at Eastern Michigan	W, 31-10
Oct. 7, 2000	Sun Sports	Regional	at Northern Illinois	L, 20-40
Nov. 4, 2000	Sun Sports	Regional	at Louisiana Tech	W, 20-16
Nov. 11, 2000	ESPN Regional	Regional	#8 Virginia Tech	L, 21-44
Sept. 8, 2001	ESPN Regional/Sun Sports	Regional	at Syracuse	L, 10-21
Sept. 22, 2001	Sun Sports	Regional	at Tulane	W, 36-29
Sept. 29, 2001	Sun Sports	Regional	at #8 Virginia Tech	L, 14-46
Oct. 6, 2001	Sun Sports/CSS	Regional	UAB	W, 24-7
Oct. 27, 2001	Sun Sports	Regional	at Utah State	L, 27-30
Aug. 31, 2002	ESPN	National	at #24 Penn State	L, 24-27
Sept. 7, 2002	Sun Sports	Regional	at Arizona State	L, 13-46
Sept. 20, 2002	ESPN2	National	at Marshall	L, 21-26
Oct. 12, 2002	Sun Sports	Regional	at Western Michigan	W, 31-27
Oct. 19, 2002	Sun Sports	Regional	Toledo	L, 24-27
Nov. 2, 2002	ESPN Regional/Sun Sports	Regional	Syracuse	L, 35-38
Nov. 23, 2002	Sun Sports	Regional	at Miami (Ohio)	W, 48-31
Aug. 31, 2003	ESPN	National	at #9 Virginia Tech	L, 28-49
Sept. 20, 2003	ESPN Regional/Sun Sports	Regional	at Syracuse	L, 14-38
Sept. 27, 2003	Sun Sports	Regional	at Kent State	L, 16-36
Oct. 11, 2003	ESPN Regional/Sun Sports	Regional	at Ohio	L, 0-28
Nov. 1, 2003	Sun Sports	Regional	at West Virginia	L, 18-36
Nov. 8, 2003	Sun Sports	Regional	at Eastern Michigan	L, 13-19
Nov. 19, 2003	ESPN2	National	Marshall	L, 7-21
Sept. 4, 2004	ESPN	National	at Wisconsin	L, 6-34
Sept. 18, 2004	ESPN Regional/Sun Sports	Regional	at Penn State	L, 13-37
Oct. 30, 2004	ESPN Regional/Sun Sports	Regional	at Marshall	L, 3-20
Sept. 1, 2005	ESPN	National	at South Carolina	L, 15-24
Sept. 17, 2005	Fox Sports Net Florida	Regional	at USF	L, 14-31
Nov. 5, 2005	i Network	National	Houston	W, 31-29
Nov. 12, 2005	CBS College Sports	National	at UAB	W, 27-21
Dec. 3, 2005	ESPN	National	Tulsa (C-USA Championship Game)	L, 27-44
Dec. 24, 2005	ESPN	National	Nevada (Sheraton Hawaii Bowl)	L, 48-49 (OT)
Sept. 9, 2006	Sun Sports	Regional	at #7 Florida	L, 0-42
Sept. 16, 2006	CBS College Sports	National	USF	L, 17-24
Sept. 26, 2006	ESPN2	National	Southern Miss	L, 14-19
Oct. 4, 2006	ESPN2	National	at Marshall	W, 23-22
Oct. 13, 2006	ESPN	National	Pittsburgh	L, 7-52
Oct. 28, 2006	CBS College Sports	National	at Houston	L, 31-51
Nov. 4, 2006	CBS College Sports	National	East Carolina	L, 10-23
Nov. 11, 2006	CBS College Sports	National	at Memphis	W, 26-24
Nov. 25, 2006	CSS	Regional	UAB	W, 21-22
Sept. 1, 2007	ESPN360	Online/National	at NC State	W, 25-23
Sept. 15, 2007	ESPN2	National	#6 Texas	L, 32-35
Sept. 22, 2007	CSS	Regional	Memphis	W, 56-20
Oct. 6, 2007	CBS College Sports	National	at East Carolina	L, 38-52
Oct. 13, 2007	ESPN	National	at #5 USF	L, 12-64
Oct. 28, 2007	ESPN	National	at Southern Miss	W, 34-17
Nov. 3, 2007	CSS	Regional	Marshall	W, 47-13
Nov. 10, 2007	CBS College Sports	National	at UAB	W, 45-31
Dec. 1, 2007	ESPN	National	Tulsa (C-USA Championship Game)	W, 44-25
Dec. 29, 2007	ESPN	National	Mississippi State (AutoZone Liberty Bowl)	L, 3-10
Sept. 6, 2008	ESPN2	National	#17 USF	L, 24-31 (OT)
Sept. 20, 2008	ESPN	National	at Boston College	L, 7-34
Sept. 27, 2008	CBS College Sports	National	at UTEP	L, 13-58
Oct. 4, 2008	CBS College Sports	National	SMU	W, 31-17
Oct. 11, 2008	ESPN	National	at Miami	L, 14-20
Oct. 26, 2008	ESPN	National	at #19 Tulsa	L, 19-49
Nov. 2, 2008	ESPN	National	East Carolina	L, 10-13 (OT)
Nov. 15, 2008	CSS	Regional	at Marshall	W, 30-14
Sept. 5, 2009	Bright House Sports Network	Regional	Samford	W, 28-24
Sept. 19, 2009	Bright House Sports Network	Regional	Buffalo	W, 23-17
Sept. 26, 2009	Bright House Sports Network	Regional	at East Carolina	L, 14-19
Oct. 3, 2009	Bright House Sports Network	Regional	Memphis	W, 32-14
Oct. 17, 2009	CBS College Sports	National	#9 Miami	L, 7-27
Nov. 1, 2009	ESPN	National	Marshall	W, 21-20
Nov. 7, 2009	FOX Sports Net	National	at #2 Texas	L, 3-35
Nov. 14, 2009	CBS College Sports	National	#13 Houston	W, 37-32
Nov. 21, 2009	Bright House Sports Network	Regional	Tulane	W, 49-0
Dec. 19, 2009	ESPN	National	Rutgers (St. Petersburg Bowl)	L, 24-45
Sept. 11, 2010	CBS College Sports	National	NC State	L, 21-28
Sept. 18, 2010	Bright House Sports Network	Regional	at Buffalo	W, 24-10

ON THE AIR



TV APPEARANCES SINCE 1996 (BOWL SUBDIVISION ERA)

Date	Network	Coverage	Opponent	Result
Sept. 25, 2010	FOX Sports Net	Regional	at Kansas State	L, 13-17
Oct. 6, 2010	ESPN	National	UAB	W, 42-7
Oct. 13, 2010	ESPN	National	at Marshall	W, 35-14
Oct. 23, 2010	Bright House Sports Network	Regional	Rice	W, 41-14
Oct. 30, 2010	Bright House Sports Network	Regional	East Carolina	W, 49-35
Nov. 5, 2010	ESPN2	National	at Houston	W, 40-33
Nov. 13, 2010	CBS College Sports	National	Southern Miss	L, 21-31
Nov. 27, 2010	CSS/Bright House Sports Network	Regional	at Memphis	W, 37-17
Dec. 4, 2010	ESPN2	National	SMU (C-USA Championship Game)	W, 17-7
Dec. 31, 2010	ESPN	National	Georgia (AutoZone Liberty Bowl)	W, 10-6
Sept. 3, 2011	Bright House Sports Network	Regional	Charleston Southern	W, 62-0
Sept. 10, 2011	CBS Sports Network	National	Boston College	W, 30-3
Sept. 17, 2011	ESPN3	Online/National	at FIU	L, 10-17
Sept. 23, 2011	ESPN	National	at BYU	L, 17-24
Oct. 8, 2011	Bright House Sports Network	Regional	Marshall	W, 16-6
Oct. 15, 2011	FOX Sports Net	National	at SMU	L, 17-38
Oct. 20, 2011	CSS/Bright House Sports Network	Regional	at UAB	L, 24-26
Oct. 29, 2011	Bright House Sports Network	Regional	Memphis	W, 41-0
Nov. 3, 2011	CBS Sports Network	National	Tulsa	L, 17-24
Nov. 12, 2011	CBS Sports Network	National	at #25/23 Southern Miss	L, 29-30
Nov. 19, 2011	FOX Sports Net	National	at East Carolina	L, 31-38
Nov. 25, 2011	CBS Sports Network	National	UTEP	W, 31-14
Aug. 30, 2012	ESPN3	Online/National	at Akron	W, 56-14
Sept. 8, 2012	ESPN2	National	at #14 Ohio State	L, 16-31
Sept. 15, 2012	CSS/Bright House Sports Network	Regional	FIU	W, 33-20
Sept. 29, 2012	FOX Sports Net	National	Missouri	L, 16-21
Oct. 4, 2012	CBS Sports Network	National	East Carolina	W, 40-20
Oct. 13, 2012	CBS Sports Network	National	Southern Miss	W, 38-31 (OT)
Oct. 20, 2012	CSS/Bright House Sports Network	Regional	at Memphis	W, 35-17
Oct. 27, 2012	CBS Sports Network	National	at Marshall	W, 54-17
Nov. 3, 2012	CBS Sports Network	National	SMU	W, 42-17
Nov. 10, 2012	FOX College Sports	National	at UTEP	W, 31-24
Nov. 17, 2012	FOX Sports Net	National	at Tulsa	L, 21-23
Nov. 24, 2012	FOX Sports Net	National	UAB	W, 49-24
Dec. 1, 2012	ESPN2	National	at Tulsa (C-USA Championship Game)	L, 27-33 (OT)
Dec. 21, 2012	ESPN	National	Ball State (Beef 'O' Brady's Bowl)	W, 38-17
Aug. 29, 2013	ESPN3	Online/National	Akron	W, 38-7
Sept. 6, 2013	CBS Sports Network	National	at FIU	W, 38-0
Sept. 14, 2013	Big Ten Network	National	at Penn State	W, 34-31
Sept. 28, 2013	ABC	National	#12/13 South Carolina	L, 25-28
Oct. 5, 2013	ESPN3	Online/National	at Memphis	W, 24-17
Oct. 18, 2013	ESPN	National	at #8/6 Louisville	W, 38-35
Oct. 26, 2013	ESPN Regional	Regional	UConn	W, 62-17
Nov. 9, 2013	ESPN2	National	Houston	W, 19-14
Nov. 16, 2013	ESPN Regional	Regional	at Temple	W, 39-36
Nov. 21, 2013	ESPN	National	Rutgers	W, 41-17
Nov. 29, 2013	ESPN	National	USF	W, 23-20
Dec. 7, 2013	ESPN	National	at SMU	W, 17-13
Jan. 1, 2014	ESPN	National	#6/5 Baylor (Tostitos Fiesta Bowl)	W, 52-42
Aug. 30, 2014	ESPN2	National	vs. Penn State (Dublin, Ireland)	L, 24-26
Sept. 13, 2014	SEC Network	National	at #20/22 Missouri	L, 10-38
Sept. 20, 2014	ESPN3	Online/National	Bethune-Cookman	W, 41-7
Oct. 2, 2014	ESPN	National	at Houston	W, 17-12
Oct. 9, 2014	ESPN	National	BYU	W, 31-24 (OT)
Oct. 18, 2014	ESPN/ESPN2	National	Tulane	W, 20-13
Oct. 25, 2014	CBS Sports Network	National	Temple	W, 34-14
Nov. 1, 2014	CBS Sports Network	National	at UConn	L, 29-37
Nov. 14, 2014	ESPN2	National	Tulsa	W, 31-7
Nov. 22, 2014	ESPNNews	National	SMU	W, 53-7
Nov. 28, 2014	ESPN2	National	at USF	W, 16-0
Dec. 4, 2014	ESPN	National	at East Carolina	W, 32-30
Dec. 26, 2014	ESPN	National	vs. NC State (Bitcoin St. Petersburg Bowl)	L, 27-34
Sept. 3, 2015	CBS Sports Network	National	FIU	L, 14-15
Sept. 12, 2015	FOX Sports 1	National	at Stanford	L, 7-31
Sept. 19, 2015	ESPN3	Online/National	Furman	L, 15-16
Sept. 26, 2015	ESPN/ESPN2	National	at South Carolina	L, 14-31
Oct. 3, 2015	ESPNNews	National	at Tulane	L, 31-45
Oct. 10, 2015	ESPNNews	National	UConn	L, 13-40
Oct. 17, 2015	CBS Sports Network	National	at Temple	L, 14-30
Oct. 24, 2015	ESPNNews	National	#21/22 Houston	L, 10-59
Oct. 31, 2015	ESPNNews	National	at Cincinnati	L, 7-52
Nov. 7, 2015	ESPNNews	National	at Tulsa	L, 30-45
Nov. 19, 2015	ESPN	National	East Carolina	L, 7-44
Nov. 26, 2015	ESPN	National	USF	L, 3-44
Sept. 3, 2016	ESPN3	Online/National	South Carolina State	W, 38-0
Sept. 10, 2016	ABC	National	at Michigan	L, 14-51
Sept. 17, 2016	CBS Sports Network	National	Maryland	L, 24-30 (OT)
Sept. 24, 2016	bein Sports	National	at FIU	W, 53-14
Oct. 1, 2016	CBS Sports Network	National	at East Carolina	W, 47-29
Oct. 15, 2016	ESPN/ESPN2	National	Temple	L, 25-26
Oct. 22, 2016	ESPNNews	National	at UConn	W, 24-16
Oct. 29, 2016	ESPN/ESPN2	National	at #24 Houston	L, 24-31
Nov. 5, 2016	ESPN3	Online/National	Tulane	W, 37-6
Nov. 12, 2016	ESPN/ESPN2	National	Cincinnati	W, 24-3
Nov. 19, 2016	ESPNNews	National	Tulsa	L, 20-35
Nov. 26, 2016	CBS Sports Network	National	at USF	L, 31-48
Dec. 17, 2016	CBS Sports Network	National	vs. Arkansas State (AutoNation Cure Bowl)	L, 13-31
Overall Record				84-97

CITRUS BOWL



On Sept. 29, 1979, Camping World Stadium, known back then to the Orlando community as the Tangerine Bowl, opened its doors for a hometown, start-up football program guided by Don Jonas. The Florida Citrus Bowl for much of the Knights' run, the crown jewel of the Orlando Centroplex was home for UCF until the 2007 season when Spectrum Stadium - then Bright House Networks Stadium - was erected on the UCF campus.

Jonas was the first of seven men that led the Knights onto the field at the Citrus Bowl with George O'Leary being the last. The relationship witnessed more than 100 Knight victories and came to an end when the Black and Gold ran through the Citrus Bowl tunnel one last time on Nov. 25, 2006, against UAB.

The Citrus Bowl saw the Knights' football program rise through the division ranks of the NCAA, starting as a Division III member in 1979, to making the move to Division II in time for the 1982 season, then on to Football Championship Division status in 1990 before finally emerging at the top level as a Football Bowl Subdivision member in 1997.

The Knights were victorious in their inaugural game at the stadium, defeating Fort Benning 7-6 in front of 14,138 fans. Quarterback Mike Cullison's touchdown pass to Bobby Joe Plain on a fourth-and-goal was the first Knight score in the venue and proved to be the difference in the game. UCF fans would go on to set a Division III record as an average of 11,420 fans attended the Knights' four home games that season.

During UCF's 28-year stretch when it called the Citrus Bowl home, the stadium was the platform for some great UCF moments. The final home game vs. UAB in 2006 served as the final opportunity to add to that long, memorable list, and the Knights did not disappoint. Quarterback Kyle Israel found Mike Sims-Walker twice in the first quarter for a pair of touchdowns and the Black and Gold did not look back, defeating the Blazers 31-22. The crowd of 23,755 broke the 200,000 mark for the first time in school history, as the Knights saw a then-school record 220,980 fans flock through the gates in 2006.

UCF completed its tenure at the Florida Citrus Bowl with a 112-59-1 record. The Knights outscored their opponents 5,136-3,496 in 172 games with the 5,000th point coming on a Michael Torres extra point against Villanova Sept. 2, 2006.

BY THE NUMBERS

7

Record number of touchdown passes by a Knight. Darin Slack achieved the feat during a 52-14 trouncing of West Georgia in 1987.

8

Number of 300-yard passing games Daunte Culpepper had during his illustrious career with UCF. Also the jersey number worn by the first-round NFL draft pick, who had a total of 15 300-yard passing games during his career as a Knight.

11

Most consecutive home wins by UCF. The streak started on Nov. 2, 1996, with a 42-15 victory over Illinois State on Homecoming.

21

Largest margin overcome by the Knights in a victory. UCF fell behind 21-0 in the first quarter, but rallied for a 28-24 win over Illinois State on Oct. 20, 1984.

23

Tackles recorded by Bill Giovanetti in the 1979 season-finale against Morehouse. The total still stands as the all-time record for single-game tackles by a Knight.

50

Highest number of points scored in a half by the Knights. UCF went on to defeat Akron, 57-17, on Nov. 3, 2001.

55

Longest field goal by a Knight. Ed O'Brien drilled the booming kick to help UCF pull out a 39-37 victory over Bethune-Cookman on Sept. 7, 1985.

64

The greatest margin of victory for the Knights. UCF thumped Grand Valley State 67-3 on Halloween in 1987.

100

The Knights' 100th victory on their home field was a 28-17 win over Akron on Homecoming, Oct. 26, 2002.



RECORDS



RUSHING RECORDS

TEAM RECORDS

Single Game

Most Rushing Attempts

UCF	64 Gardner-Webb, 9/5/92
UCF	64 Bethune-Cookman, 11/4/95
Both Teams	105 Tulsa, 12/1/12
Opponent	79 VMI, 9/25/82

Most Net Yards Rushing

UCF	461 Gardner-Webb, 9/5/92
Both Teams	623 Nevada, 12/24/05
Opponent	495 Carson-Newman, 11/6/82

Highest Average Per Rush

UCF	8.3 Samford, 11/15/86
Opponent	7.3 Carson-Newman, 11/6/82

Most Touchdowns Rushing

UCF	8 Charleston Southern, 9/3/11
Both Teams	10 VMI, 9/25/82
Opponent	10 VMI, 9/25/82

Single Season

Most Rushing Attempts

UCF	670 2007
Opponent	576 2016

Most Rushing Yards

UCF	3,287 2007
Opponent	2,544 1985

Most Rushing Yards Per Game

UCF	234.8 2007
Opponent	231.3 1985

Most Rushing Touchdowns

UCF	41 2007
Opponent	30 1984, '85

Highest Average Yards Per Rush

UCF	5.2 1992
Opponent	4.9 1988, '05

Fewest Rushing Attempts

UCF	283 1979
Opponent	347 2011

Fewest Rushing Yards

UCF	334 1982
Opponent	1,076 2009

Fewest Rushing Yards Per Game

UCF	33.4 1982
Opponent	82.8 2009

Fewest Rushing Touchdowns

UCF	4 2015
Opponent	9 1981, '89, '10, '11

Lowest Average Yards Per Rush

UCF	1.2 1982
Opponent	2.6 2009

INDIVIDUAL RECORDS

RUSHING ATTEMPTS

Game

1. Kevin Smith	46/219 11/24/07		
2. Kevin Smith	43/175 10/28/07		
3. Brynn Harvey	42/219 10/3/09		
4. Kevin Smith	41/320 11/10/07		
5. Marquette Smith... 39/203	11/4/95	Kevin Smith	39/284 12/1/07
7. Marquette Smith... 35/181	10/7/95	Kevin Smith	35/217 9/1/07
Kevin Smith	35/119 12/29/07		
Brynn Harvey	35/139 11/14/09		

Season

1. Kevin Smith	*450/2,567 2007		
2. Marquette Smith... 274/1,511	1995	3. Brynn Harvey	261/1,109 2009
4. Kevin Smith	249/1,178 2005		
5. Willie English..... 236/1,338	1991	6. Alex Haynes..... 215/854	2004	
7. Storm Johnson	213/1,139 2013		
8. Kevin Smith	206/934 2006		
9. Alex Haynes..... 204/1,038	2002	10. Latavius Murray	198/1,106 2012

* NCAA FBS Record

Career

1. Kevin Smith	905/4,679 2005-07	
2. Alex Haynes..... 742/3,359 2001-04	3. Willie English..... 606/3,131 1989-91, '93
4. Brynn Harvey	571/2,451 2008-12	
5. Elgin Davis	485/2,170 1983-86	
6. Marquette Smith... 468/2,569 1994-95	7. Daunte Culpepper... 456/1,020 1995-98
8. Latavius Murray	453/2,424 2008, '10-12	
9. Mark Giaccone..... 452/2,128 1987, '89-90	10. Gerod Davis..... 396/2,164 1992-95

RUSHING YARDS BY A QUARTERBACK

Game

1. Vic Penn	122/11 11/13/99		
2. Jeff Godfrey	105/20 11/5/10		
3. Jeff Godfrey	99/17 9/25/10		
4. Jeff Godfrey	97/10 10/29/11		
5. Daunte Culpepper... 95/24	11/1/97	6. Blake Bortles	93/8 1/1/14

Season

1. Jeff Godfrey	566/152 2010
2. Daunte Culpepper... 463/141	1998	

Career

1. Daunte Culpepper... 1,020/456 1995-98	2. Jeff Godfrey..... 971/263 2010-11
----------------------------------	---------------	------------------------------	---------------

RUSHING YARDS

Game

1. Kevin Smith	320/41 11/10/07		
2. Kevin Smith	284/39 12/1/07		
3. Willie English..... 242/25	10/5/91	4. Latavius Murray	233/21 1/25/11
5. Marquette Smith... 225/33	10/28/95	6. Kevin Smith	223/33 9/29/07
7. Brynn Harvey	219/42 0/3/09		
Kevin Smith	219/46 11/24/07		
9. Kevin Smith	217/35 9/1/07		
10. Marquette Smith... 203/39	11/4/95			

Season

1. Kevin Smith	*2,567/450 2007		
2. Marquette Smith... 1,511/274	1995	3. Willie English..... 1,338/236	1991	
4. Kevin Smith	1,178/249 2005		
5. Gerod Davis..... 1,154/183	1992	6. Storm Johnson	1,139/213 2013
7. Brynn Harvey	1,109/261 2009		
8. Latavius Murray	1,106/198 2012		
9. Marquette Smith... 1,058/194	1994	10. Alex Haynes..... 1,038/204 2002	

* Second-highest total in FBS history

Career

1. Kevin Smith	4,679/450 2005-07		
2. Alex Haynes..... 3,359/742	2001-04	3. Willie English..... 3,131/606 1989-93	
4. Marquette Smith... 2,569/468	1994-95	5. Brynn Harvey	2,451/571 2008-12
6. Latavius Murray	2,424/453 2008-12		
7. Elgin Davis..... 2,170/485	1983-86	8. Gerod Davis..... 2,164/396 1992-95	
9. Mark Giaccone..... 2,128/452	1987-90	10. Mike Grant..... 1,684/373 1995-98	

LONGEST RUN FROM SCRIMMAGE

1. Kevin Smith	87 (TD) 11/3/07		
Adrian Killins	87 (TD) 9/10/16		
3. Latavius Murray	83 (TD) 10/20/12		
4. Kevin Smith	80 (TD) 9/1/07		
Kevin Smith	80 (TD) 11/17/07		
6. Elgin Davis..... 79 (TD) 11/15/86	7. Kevin Smith	78 (TD) 12/24/05
8. Daunte Culpepper... 75 (TD) 10/4/97	Latavius Murray	75 (TD) 10/27/12
10. Kevin Smith	74 (TD) 12/1/07		

LONGEST RUN FROM SCRIMMAGE BY A QB

1. Daunte Culpepper... 75 (TD) 10/4/97	
2. McKenzie Milton... 63 (TD) 10/15/16	
3. Vic Penn	61	11/13/99

AVERAGE YARDS PER CARRY

Game (minimum 10 carries)

1. Latavius Murray ... 13.27 (11/146) 11/20/10	
2. Latavius Murray ... 11.09 (21/233) 11/25/11	
3. Vic Penn	11.09 (11/112) 11/13/99
4. Richard Blake ... 10.50 (18/189) 9/5/92	
5. Willie English..... 10.31 (13/134) 11/17/90	
6. Latavius Murray ... 9.75 (16/156) 10/27/12	
7. Marquette Smith ... 9.72 (18/175) 11/18/95	
8. Jeff Godfrey	9.70 (10/97) 10/29/11
9. Willie English..... 9.68 (25/242) 10/5/91	
10. Aaron Sam..... 9.50 (12/114) 11/30/85	

Season (minimum 100 attempts)

1. Gerod Davis..... 6.44 (183/1,179) 1992	
2. Aaron Sam..... 6.00 (108/648) 1986	
3. Latavius Murray	5.74 (111/637) 2010
4. Kevin Smith	5.70 (450/2,567) 2007
5. Willie English..... 5.67 (236/1,338) 1991	
6. Latavius Murray ... 5.59 (198/1,106) 2012	
7. Jason Peters..... 5.57 (105/585) 2005	
8. Mark Giaccone..... 5.53 (167/923) 1990	
9. Marquette Smith... 5.51 (274/1,511) 1995	
10. Marquette Smith... 5.45 (194/1,058) 1994	

Career (minimum 2 years, 200 attempts)

1. Marquette Smith... 5.49 (468/2,569) 1994-95	
2. Gerod Davis..... 5.46 (396/2,164) 1992-95	
3. Latavius Murray ... 5.35 (453/2,424) 2008-12	
4. Edward Mack	5.35 (205/1,096) 1996-00
5. Aaron Sam..... 5.28 (317/1,675) 1983-86	
6. Willie English..... 5.17 (606/3,131) 1989-93	
7. Kevin Smith	5.17 (905/4,679) 2005-07
8. Storm Johnson	5.05 (326/1,646) 2012-13
9. Jason Peters..... 4.92 (214/1,053) 2005-06	
10. Mark Giaccone..... 4.71 (452/2,128) 1987-90	



RUSHING RECORDS

RUSHING TOUCHDOWNS

Game

1. Alex Haynes.....	49/22/01
Kevin Smith.....	411/10/07
Kevin Smith.....	412/1/07
4. Aaron Sam.....	311/15/86
Mark Giacone.....	310/31/87
Willie English.....	311/17/90
Willie English.....	310/05/91
Gerod Davis.....	310/17/92
Marquette Smith.....	310/28/95
Mike Grant.....	39/20/97
Mike Grant.....	310/11/97
Daunte Culpepper.....	310/12/98
Terrance Williams ..	310/13/01
Alex Haynes.....	311/3/01
Kevin Smith.....	312/24/05
Kevin Smith.....	310/28/06
Kevin Smith.....	39/22/07
Kevin Smith.....	39/29/07
Kevin Smith.....	310/20/07
Brynn Harvey.....	311/14/09
Brynn Harvey.....	311/21/09
Ronnie Weaver.....	310/23/10
Latavius Murray.....	310/30/10
Jeff Godfrey.....	39/3/11
Latavius Murray.....	310/27/12
Quincy McDuffie.....	311/24/12
Storm Johnson.....	39/6/13
Storm Johnson.....	31/1/14
Dontravious Wilson ..	39/24/16

Season

1. Kevin Smith.....	292007
2. Latavius Murray.....	152012
3. Marquette Smith.....	141995
Brynn Harvey.....	142009
Storm Johnson.....	142013
6. Willie English.....	131991
7. Mike Grant.....	121997
8. Daunte Culpepper.....	121998
9. Willie English.....	111990
Latavius Murray.....	112010
Ronnie Weaver.....	112010

Career

1. Kevin Smith.....	452005-07
2. Willie English.....	381989-93
3. Latavius Murray.....	372008-12
4. Alex Haynes.....	272001-04
5. Daunte Culpepper.....	241995-98
6. Mark Giacone.....	221987-90
7. Mike Grant.....	201995-98
Brynn Harvey.....	202008-12
9. Elgin Davis.....	191983-86
Marquette Smith.....	191994-95
Gerod Davis.....	191992-95
Jeff Godfrey.....	192010-13

RUSHING TOUCHDOWNS BY A QB

Game

1. Daunte Culpepper.....	310/12/98
Jeff Godfrey.....	39/3/11

Season

1. Daunte Culpepper.....	121998
2. Jeff Godfrey.....	102010

Career

1. Daunte Culpepper.....	241995-98
2. Jeff Godfrey.....	192010-11*

* Switched to WR in 2012

MISCELLANEOUS RUSHING RECORDS

When one player rushes for 300 yards

UCF is 1-0

When one player rushes for 200 yards

UCF is: 10-1

When one player rushes for 150 yards

UCF is: 36-4

When two players rush for 150 yards

UCF is: 1-0

When one player rushes for 100 yards

UCF is: 94-34

When two players rush for 100 yards

UCF is: 5-0

100-Yard Rushing Tandems

Players.....Yards.....Att.....Date

Elgin Davis.....	118311/15/86
Aaron Sam.....	1171311/15/86

Willie English.....	1341311/17/90
Mark Giacone.....	1222111/17/90

Richard Blake.....	189189/5/92
Gerod Davis.....	151189/5/92

Kevin Smith.....	1131810/21/05
Jason Peters.....	110910/21/05

Kevin Smith.....	1662610/4/06
Jason Peters.....	1081310/4/06

100-YARD RUSHING GAMES

Season

1. Kevin Smith.....	*132007
2. Willie English.....	91991
Marquette Smith.....	91995
4. Gerod Davis.....	71992
5. Mark Giacone.....	61990
6. Alex Haynes.....	52004
Kevin Smith.....	52005
Brynn Harvey.....	52009
Latavius Murray.....	52012
10. Storm Johnson.....	52013

* NCAA FBS single-season record

Career

1. Kevin Smith.....	222005-07
2. Willie English.....	151989-93
Alex Haynes.....	152001-04
4. Marquette Smith.....	131994-95
5. Mark Giacone.....	81987-90
Latavius Murray.....	82008-12
7. Elgin Davis.....	71983-86
Gerod Davis.....	71992-95
Brynn Harvey.....	72008-11
10. Ronnie Weaver.....	62008-11

CONSECUTIVE 100-YARD RUSHING GAMES

1. Kevin Smith.....	82007
2. Kevin Smith.....	52007
3. Marquette Smith.....	41994-95
4. Latavius Murray.....	42012
5. Willie English.....	31991
Gerod Davis.....	31992
Gerod Davis.....	31992
Willie English.....	31993
Marquette Smith.....	31995
Alex Haynes.....	32002
Alex Haynes.....	32004
Brynn Harvey.....	32009

200-YARD RUSHING GAMES

Season

1. Kevin Smith.....	52007
2. Marquette Smith.....	21995
3. Willie English.....	11991
Kevin Smith.....	12005
Brynn Harvey.....	12009
Latavius Murray.....	12011

Career

1. Kevin Smith.....	62005-07
2. Marquette Smith.....	21994-95
3. Willie English.....	11989-93
Brynn Harvey.....	12008-11
Latavius Murray.....	12008-11

300-YARD RUSHING GAMES

Season

1. Kevin Smith.....	12007
---------------------	---	-----------

Career

1. Kevin Smith.....	12005-07
---------------------	---	--------------

OPPONENT SINGLE GAME

RUSHING RECORDS

Most Rushing Attempts

43.....	Anthony Sherrell, Eastern Michigan11/8/03
---------	------------------------------------	--------------

Most Rushing Yards

255.....	Mike Clark, Akron9/27/86
----------	-------------------	--------------

Average Gain Per Carry

(minimum 10 carries)

12.8.....	Eddie Thompson, WKU10/24/92
-----------	---------------------	---------------

Most Rushing Touchdowns

5.....	Lee Suggs, Virginia Tech.11/11/00
--------	---------------------------	---------------

Longest Run From Scrimmage

88.....	Robbie Gardner, Furman (TD)11/10/84
---------	-----------------------------	---------------

100-YARD RUSHING GAMES



Player	Yards	Att.	Opponent	Date
Kevin Smith	320	41	UAB	11/10/07
Kevin Smith	284	39	Tulsa	12/1/07
Willie English	242	25	Arkansas State	10/5/91
Latavius Murray	233	21	UTEP	11/25/11
Marquette Smith	225	33	Louisiana-Monroe	10/28/95
Kevin Smith	223	33	Louisiana	9/29/07
Kevin Smith	219	46	UTEP	11/24/07
Brynn Harvey	219	42	Memphis	10/3/09
Kevin Smith	217	35	NC State	9/1/07
Marquette Smith	203	39	Bethune-Cookman	11/1/95
Kevin Smith	202	29	Nevada	12/24/05
Latavius Murray	192	23	Memphis	10/20/12
Richard Blake	189	18	Gardner-Webb	9/5/92
Kevin Smith	188	29	Marshall	11/3/07
Willie English	182	21	Samford	10/9/93
Marquette Smith	181	35	Samford	10/7/95
Ronnie Weaver	180	30	East Carolina	10/30/10
Brynn Harvey	180	30	Marshall	10/8/11
Mark Giacone	177	22	West Georgia	10/17/87
Kevin Smith	177	20	SMU	11/17/07
Marquette Smith	175	18	Maine	11/18/95
Kevin Smith	175	43	Southern Miss.	10/28/07
Gerod Davis	170	23	James Madison	11/14/92
Kevin Smith	170	33	Tulsa	10/20/07
Gerod Davis	167	25	Liberty	10/31/92
Kevin Smith	166	26	Marshall	10/4/06
Marquette Smith	165	27	Illinois State	10/1/94
Alex Haynes	165	30	Buffalo	10/4/03
Kevin Smith	164	31	Memphis	10/8/05
Kevin Smith	163	31	Houston	10/28/06
Mike Huff	162	28	Yale	10/2/93
Alex Haynes	156	26	Miami (Ohio)	11/23/02
Latavius Murray	156	16	Marshall	10/27/12
Marquette Smith	155	25	Eastern Kentucky	8/31/95
Kevin Smith	155	24	Rice	10/21/06
Latavius Murray	155	23	SMU	11/3/12
Gerod Davis	151	18	Gardner-Webb	9/5/92
Alex Haynes	151	27	Ohio	11/30/02
Marquette Smith	150	19	Louisiana-Monroe	10/15/94
Brynn Harvey	150	33	Marshall	11/15/08
Ronnie Weaver	150	30	Marshall	10/13/10
Elgin Davis	149	31	Austin Peay	10/29/83
Alex Haynes	149	23	Kent State	11/16/02
Kevin Smith	149	27	Texas	9/15/07
Alex Haynes	148	25	Tulane	9/22/01
Kevin Smith	147	29	East Carolina	10/06/07
Latavius Murray	146	11	Tulane	11/20/10
Willie English	142	23	Valdosta State	9/14/91
Marquette Smith	142	28	Troy	11/11/95
Mark Giacone	141	17	Slippery Rock	10/10/90
William Stanback	141	28	UConn	11/1/14
Alex Haynes	140	30	Ball State	11/13/04
Brynn Harvey	139	35	Houston	11/14/09
Willie English	137	20	Louisiana Tech.	11/20/93
Alex Haynes	137	34	West Virginia	9/11/04
Vincent Lewis	136	15	Hampden-Sydney	11/7/81
Elgin Davis	134	18	Georgia Southern	9/10/83
Willie English	134	13	Texas Southern	11/17/90
Gerod Davis	133	17	Buffalo	11/7/92
Alex Haynes	131	26	Marshall	9/20/02
Alex Haynes	131	23	Buffalo	10/2/04
Dwight Collins	130	14	Kent State	10/4/97
Brynn Harvey	130	24	UAB	11/28/09
Ronnie Weaver	130	22	Kansas State	9/25/10
Mark Giacone	129	26	Liberty	10/25/89
Gil Barnes	129	27	New Haven	10/8/88
Willie English	129	28	Western Illinois	10/16/93
Kevin Smith	129	30	Southern Miss.	9/26/06
Brynn Harvey	129	16	Tulane	11/21/09
Marquette Smith	128	27	Carson-Newman	9/9/95
Gil Barnes	127	22	Southern Connecticut	10/15/88

Player	Yards	Att.	Opponent	Date
Storm Johnson	127	28	Houston	11/9/13
John Muldoon	126	9	Savannah State	10/10/81
Marquette Smith	126	28	Liberty	10/14/95
Kevin Smith	124	22	Memphis	9/22/07
Storm Johnson	124	20	Baylor	1/1/14
Elgin Davis	123	18	Southeastern Louisiana	9/17/83
Ronnie Weaver	123	25	SMU	10/4/08
C.J. Jones	123	18	Cincinnati	10/31/15
Mark Giacone	122	21	Texas Southern	11/17/90
Willie English	122	19	Troy	8/31/91
Vic Penn	122	11	Middle Tennessee	11/13/99
Storm Johnson	122	14	Temple	11/16/13
Marquette Smith	121	22	Florida State	9/23/95
Willie English	120	21	Georgia Southern	10/26/91
Gerod Davis	120	22	Bethune-Cookman	9/12/92
Gerod Davis	120	21	Samford	11/21/92
Marquette Smith	119	21	Maine	9/3/94
Alex Haynes	119	21	Utah State	10/27/01
Kevin Smith	119	35	Mississippi State	12/29/07
Elgin Davis	118	3	Samford	11/15/86
Marquette Smith	118	17	Buffalo	11/19/94
Aaron Sam	117	13	Samford	11/15/86
Willie English	117	13	Millersville	11/16/91
Latavius Murray	117	23	UTEP	11/10/12
Storm Johnson	117	17	Penn State	9/14/13
Gil Barnes	115	15	Valdosta State	9/9/89
Aaron Sam	114	12	Samford	11/30/85
Willie English	114	19	East Carolina	9/21/91
Kevin Smith	113	18	Tulane	10/21/05
Jason Peters	113	14	East Carolina	10/29/05
Alex Haynes	112	14	Akron	11/3/01
Ronnie Weaver	112	12	Southern Miss.	11/13/10
Micah Reed	112	26	SMU	11/22/14
Brynn Harvey	111	31	Samford	9/5/09
Mark Giacone	110	14	Samford	10/6/90
Mark Giacone	110	18	Georgia Southern	10/20/90
Mark Giacone	110	18	Southern Illinois	10/27/90
Kevin Smith	110	25	Louisiana	10/1/05
Jason Peters	110	9	Tulane	10/21/05
John Muldoon	109	22	Millsaps	9/26/81
Willie English	109	23	Samford	10/12/91
Willie English	109	20	Buffalo	11/13/93
Alex Haynes	109	26	Ohio	11/6/04
Storm Johnson	109	18	Louisville	10/18/13
Willie English	108	20	Bethune-Cookman	10/23/93
Edward Mack	108	17	Nicholls State	10/16/99
Kevin Smith	108	15	Tulsa	12/3/05
Jason Peters	108	13	Marshall	10/4/06
Latavius Murray	108	13	Akron	8/30/12
Elgin Davis	107	24	Western Kentucky	9/22/84
Elgin Davis	107	20	Bethune-Cookman	9/6/86
Gerod Davis	107	19	Troy	9/19/92
Alex Haynes	107	20	Syracuse	9/8/01
Terrance Williams	107	13	Liberty	10/13/01
Jonathan Davis	107	20	South Dakota	9/4/10
Ronnie Weaver	107	8	Charleston Southern	9/3/11
Willie English	106	31	Liberty	11/9/91
Jeff Godfrey	105	20	Houston	11/5/10
Mark Giacone	104	16	Memphis	9/22/90
William Stanback	104	15	Bethune-Cookman	9/20/14
Alex Haynes	102	27	Eastern Michigan	11/8/03
Mike Stapp	101	17	St. Leo	9/22/79
Elgin Davis	101	17	VMI	11/1/86
Mike Grant	101	22	Toledo	10/3/98
Alex Haynes	101	19	Kent State	11/23/04
William Stanback	101	24	East Carolina	12/4/14
Willie English	100	20	Bethune-Cookman	9/28/91

PASSING RECORDS



TEAM RECORDS

Single Game

Most Passes Attempted

UCF 63. Western Kentucky, 10/12/85
Both Teams .. 112.....Louisiana Tech, 10/23/99
Opponent 70..... East Carolina, 10/11/16

Most Passes Completed

UCF 37..... Troy, 9/16/89
..... Florida Atlantic, 9/13/03
Both Teams .. 74.....Louisiana Tech, 10/23/99
Opponent 47.....Louisiana Tech, 10/23/99

Highest Completion Pct. (min. 15 att.)

UCF 889...Samford (16/18), 10/7/95
Opponent 844... Cincinnati (27/32), 10/31/15

Most Net Passing Yards

UCF 497.....Florida Atlantic, 9/13/03
Both Teams .. 933.....Louisiana Tech, 10/23/99
Opponent 597.....Louisiana Tech, 10/23/99

Highest Passing Yards Per Completion (min. 10 completions)

UCF 24.5.....Maine (10/245), 9/3/94
Opponent 26.5.... W&M (12/318), 8/29/96

Highest Passing Yards Per Attempt (min. 15 attempts)

UCF 15.6... Louisiana (29/438), 10/24/98
Opponent 15.5....WKU (23/357), 9/24/94

Most Touchdowns Passing

UCF 7..... West Georgia, 10/17/87
Both Teams .. 10..... Kent State, 10/4/97
Opponent 6..... Stephen F. Austin, 10/26/85
..... Kent State, 10/4/97
..... Cincinnati, 10/31/15

Most Interceptions Thrown

UCF 6... 4 times, last Nich. St., 10/17/92
Both Teams .. 8..... 3 times, last Yale, 10/2/93
Opponent 5..... 5 times, last B-CU, 9/12/92

Single Season

Most Pass Attempts

UCF 4721999
Opponent 4802012

Most Pass Attempts Per Game

UCF 42.91999
Opponent 36.82013

Fewest Pass Attempts

UCF 2531981
Opponent 2171982

Fewest Pass Attempts Per Game

UCF 21.12010
Opponent 21.71982

Most Pass Completions

UCF 3021998
Opponent 2882012

Most Pass Completions Per Game

UCF 27.51998
Opponent 21.62009

Fewest Pass Completions

UCF 991981
Opponent 1001989

Fewest Pass Completions Per Game

UCF 9.91981
Opponent 101989

Highest Completion Pct.

UCF 7351998
Opponent 6542003, '15

Lowest Completion Pct.

UCF 3911981
Opponent 4111980

Most Passing Yards

UCF 3,8372002
Opponent 3,4812009

Most Passing Yards Per Game

UCF 342.81998
Opponent 267.82009

Fewest Passing Yards

UCF 1,3131981
Opponent 1,1251989

Fewest Passing Yards Per Game

UCF 116.22008
Opponent 109.41980

Highest Avg. Per Attempt

UCF 9.21998
Opponent 8.92015

Lowest Avg. Per Attempt

UCF 4.52008
Opponent 4.71987

Highest Avg. Per Completion

UCF 15.71992
Opponent 15.71982

Lowest Avg. Per Completion

UCF 10.62008, '15
Opponent 10.42014

Most Interceptions Thrown

UCF 251982
Opponent 201981, '92

Fewest Interceptions Thrown

UCF 71998, '12
Opponent 42015

INDIVIDUAL RECORDS

PASS ATTEMPTS

Game

- Darin Slack57/2410/3/87
- Vic Penn55/349/11/99
- Justin Holman53/2312/26/14
- Daunte Culpepper...52/2910/25/97
- Vic Penn52/2911/6/99
- Ryan Schneider52/379/13/03
- McKenzie Milton51/2511/19/16
- Shane Willis.....51/3510/8/88
- Justin Holman51/3010/9/14
- Justin Holman50/2710/10/15

Season

- Vic Penn455/2621999
- Ryan Schneider430/2652002
- Darin Slack420/2191987
- Daunte Culpepper...402/2961998
- Blake Bortles399/2512012
- Shane Willis.....398/2391988
- Justin Holman392/2232014
- Blake Bortles382/2592013
- Daunte Culpepper...381/2381997
- Steven Moffett375/2232005

Career

- Daunte Culpepper...1,391/8891995-98
- Ryan Schneider1,354/8402000-03
- Darin Hinshaw1,112/6141991-94
- Darin Slack974/4591984-87
- Blake Bortles891/5852011-13
- Steven Moffett860/5102003-06
- Dana Thyhsen775/3801982-84
- Justin Holman739/3952013-16
- Shane Willis.....575/3461987-89
- Vic Penn571/3291999-00

PASS COMPLETIONS

Game

- Ryan Schneider.....37/529/13/03
- Daunte Culpepper...36/4910/4/98
- Shane Willis.....35/5110/8/88
- Vic Penn34/559/11/99
- Darin Slack32/4410/17/87
- Ryan Schneider.....32/468/31/02
- Darin Slack31/4611/7/87
- Daunte Culpepper...31/4110/31/98
- Ryan Schneider.....31/4510/12/02
- Daunte Culpepper...30/479/19/98
- Steven Moffett30/4110/16/04
- Justin Holman.....30/5110/9/14

Season

- Daunte Culpepper...296/4021998
- Ryan Schneider.....265/4302002
- Vic Penn262/4551999
- Blake Bortles259/3822013
- Blake Bortles251/3992012
- Shane Willis.....239/3981988
- Daunte Culpepper...238/3811997
- Steven Moffett223/3752005
- Justin Holman.....223/3922014
- Darin Slack.....219/4201987

Career

- Daunte Culpepper...889/1,391... 1995-98
- Ryan Schneider.....840/1,354... 2000-03
- Darin Hinshaw614/1,112... 1991-94
- Blake Bortles585/8912011-13
- Steven Moffett510/8602003-06
- Darin Slack.....459/9741984-87
- Justin Holman395/7392013-16
- Dana Thyhsen.....380/7751982-84
- Shane Willis.....346/5751987-89
- Vic Penn329/5711999-00

PASSING YARDAGE

Game

- Ryan Schneider.....497/379/13/03
- Ryan Schneider.....440/2811/2/02
- Daunte Culpepper...438/2110/24/98
- Darin Hinshaw437/259/11/93
- Daunte Culpepper...421/2411/9/96
- Darin Slack.....417/3210/17/87
- Ryan Schneider.....409/249/28/02
- Darin Slack.....408/2910/4/86
- Daunte Culpepper...406/2810/12/98
- Blake Bortles404/2711/16/13

PASSING RECORDS



Season

1. Ryan Schneider.....3,770/265..... 2002
2. Daunte Culpepper...3,690/296..... 1998
3. Blake Bortles.....3,581/259..... 2013
4. Daunte Culpepper...3,086/238..... 1997
5. Vic Penn.....3,078/262..... 1999
6. Blake Bortles.....3,059/251..... 2012
7. Darin Slack.....3,054/219..... 1987
8. Justin Holman.....4,982/280..... 2014
9. Shane Willis.....2,926/239..... 1988
10. Steven Moffett.....2,925/223..... 2005

Career

1. Daunte Culpepper...11,412/889. 1995-98
2. Ryan Schneider.....10,976/840. 2000-03
3. Darin Hinshaw.....9,000/614... 1991-94
4. Blake Bortles.....7,598/326... 2011-13
5. Darin Slack.....6,302/459... 1984-87
6. Steven Moffett.....6,199/510... 2003-06
7. Dana Thyhsen.....4,982/380... 1982-84
8. Justin Holman.....4,916/395... 2013-16
9. Shane Willis.....4,106/346... 1987-89
10. Jeff Godfrey.....4,095/321... 2010-13

PASSING YARDAGE BY A FRESHMAN QB

Season

1. RS Ryan Schneider.....2,334/177.. 2000
2. True Jeff Godfrey.....2,159/159.. 2010
3. True Daunte Culpepper..2,071/168.. 1995

PASS EFFICIENCY

Game

1. Daunte Culpepper..245.98..... 10/7/95
2. Jeff Godfrey.....245.69..... 11/27/10
3. Jeff Godfrey.....243.66..... 11/5/10
4. Darin Hinshaw.....242.07..... 11/6/93
5. Daunte Culpepper..241.76..... 10/24/98
6. Blake Bortles.....238.43..... 10/26/13
7. Ryan Schneider.....237.95..... 11/24/01
8. Dana Thyhsen.....236.38..... 11/19/83
9. Ryan Schneider.....233.67..... 10/21/00
10. Jeff Godfrey.....232.97..... 10/30/10

Season

1. Daunte Culpepper..170.24..... 1998
2. Blake Bortles.....163.43..... 2013
3. Jeff Godfrey.....154.31..... 2010
4. Blake Bortles.....153.88..... 2011
5. Ron Johnson.....147.93..... 1990
6. Ryan Schneider.....146.98..... 2000
7. Daunte Culpepper..146.91..... 1997
8. Darin Hinshaw.....145.46..... 1993
9. Blake Bortles.....144.48..... 2012
10. Kyle Israel.....142.82..... 2006

Career (minimum two seasons)

1. Blake Bortles.....153.76..... 2011-13
2. Jeff Godfrey.....148.31..... 2010-13
3. Daunte Culpepper..146.72..... 1995-98
4. Ryan Schneider.....145.39..... 2000-03
5. Darin Hinshaw.....138.18..... 1991-94
6. Steven Moffett.....133.68..... 2003-06
7. Kyle Israel.....128.70..... 2004-07
8. Tony Lanham.....126.97..... 1985-86
9. Ron Johnson.....123.95..... 1988-91
10. Shane Willis.....121.13..... 1987-89

CONSECUTIVE PASS COMPLETIONS

1. Daunte Culpepper..15..... 10/11/97
2. McKenzie Milton...13..... 11/12/16
3. Daunte Culpepper..12..... 8/31/95
Daunte Culpepper..12..... 11/9/96
Ryan Schneider.....12..... 10/7/00
Brett Hodges.....12..... 11/14/09
Blake Bortles.....12..... 9/29/12
Blake Bortles.....12..... 11/16-21/13
9. Ryan Schneider.....11..... 10/26/02
Kyle Israel.....11..... 11/25/06

300-YARD PASSING GAMES

Season

1. Daunte Culpepper...7..... 1998
Ryan Schneider.....7..... 2002
3. Daunte Culpepper...5..... 1997
Blake Bortles.....5..... 2013
5. Darin Slack.....4..... 1987
Vic Penn.....4..... 1999
6. Shane Willis.....3..... 1988
Ryan Schneider.....3..... 2001
9. Darin Hinshaw.....2..... 1992
Darin Hinshaw.....2..... 1994
Daunte Culpepper...2..... 1996
Steven Moffett.....2..... 2004
Justin Holman.....2..... 2014

Career

1. Daunte Culpepper...15..... 1995-98
Ryan Schneider.....15..... 2000-03
3. Darin Hinshaw.....5..... 1991-94
Vic Penn.....5..... 1999-00
Blake Bortles.....5..... 2011-13
6. Darin Slack.....4..... 1984-87
Shane Willis.....4..... 1987-89
8. Steven Moffett.....3..... 2003-06
9. Kyle Israel.....2..... 2004-07
Justin Holman.....2..... 2013-15

400-YARD PASSING GAMES

Season

1. Daunte Culpepper...2..... 1998
Ryan Schneider.....2..... 2002
3. Darin Slack.....1..... 1986
Darin Slack.....1..... 1987
Darin Hinshaw.....1..... 1993
Darin Hinshaw.....1..... 1994
Daunte Culpepper...1..... 1996
Ryan Schneider.....1..... 2003
Blake Bortles.....1..... 2013

Career

1. Daunte Culpepper...3..... 1995-98
Ryan Schneider.....3..... 2000-03
3. Darin Slack.....2..... 1984-87
Darin Hinshaw.....2..... 1991-94

SEASONS WITH 3,000 OR MORE PASSING YARDS

1. Daunte Culpepper...2..... 1995-98
Blake Bortles.....2..... 2011-13
3. Darin Slack.....1..... 1984-87
Vic Penn.....1..... 1999-00
Ryan Schneider.....1..... 2000-03

SEASONS WITH 2,000 OR MORE PASSING YARDS

1. Daunte Culpepper...4..... 1995-98
2. Darin Hinshaw.....3..... 1991-94
Ryan Schneider.....3..... 2000-03
4. Blake Bortles.....2..... 2011-13
5. Dana Thyhsen.....1..... 1982-84
Darin Slack.....1..... 1984-87
Shane Willis.....1..... 1987-88
Vic Penn.....1..... 1999-00
Steven Moffett.....1..... 2003-06

Kyle Israel.....1..... 2004-07
Brett Hodges.....1..... 2009
Jeff Godfrey.....1..... 2010-13
Justin Holman.....1..... 2013-15

PASSING TOUCHDOWNS

Game

1. Darin Slack.....7..... 10/17/87
2. Darin Hinshaw.....6..... 11/6/93
3. Darin Slack.....5..... 10/24/87
Darin Hinshaw.....5..... 9/24/94
Daunte Culpepper...5..... 11/1/97
Ryan Schneider.....5..... 11/9/02

Season

1. Ryan Schneider.....31..... 2002
2. Daunte Culpepper...28..... 1998
3. Darin Slack.....26..... 1987
Darin Hinshaw.....26..... 1994
5. Daunte Culpepper...25..... 1997
Blake Bortles.....25..... 2012
Blake Bortles.....25..... 2013
8. Darin Hinshaw.....24..... 1992
Darin Hinshaw.....24..... 1993
10. Justin Holman.....23..... 2014

Career

1. Daunte Culpepper...84..... 1995-98
Ryan Schneider.....82..... 2000-03
Darin Hinshaw.....82..... 1991-94
4. Blake Bortles.....56..... 2011-13
5. Darin Slack.....47..... 1984-87
6. Dana Thyhsen.....41..... 1982-84
Steven Moffett.....41..... 2003-06
8. Justin Holman.....34..... 2013-16
9. Kyle Israel.....22..... 2004-07
10. Vic Penn.....21..... 1999-00

LONGEST PASS COMPLETIONS

Game

1. Blake Bortles.....91 (TD)..... 8/29/13
2. Darin Slack.....87 (TD)..... 10/24/87
3. Vic Penn.....83 (TD)..... 11/6/99
Ryan Schneider..83 (TD)..... 10/13/01
5. Ryan Schneider..80 (TD)..... 9/7/02
6. Vic Penn.....79 (TD)..... 9/2/00
Blake Bortles.....79..... 9/28/13
8. Brian Miller.....78 (TD)..... 11/3/01
9. Justin Holman...77 (TD)..... 11/14/14
10. Ron Johnson.....76 (TD)..... 10/27/90
Ryan Schneider..76 (TD)..... 11/23/02
Brett Hodges.....76 (TD)..... 10/24/09

CONSECUTIVE GAMES WITH A TD PASS

1. Ryan Schneider.....28... (9/22/01-11/1/03)
2. Daunte Culpepper..22... (11/2/96-10/31/98)
3. Justin Holman.....14... (8/30/14-9/3/15)
4. Darin Hinshaw.....12. (11/2/91-11/14/92)
Darin Hinshaw.....12. (11/6/93-10/29/94)
Vic Penn.....12... (9/25/99-9/30/00)
Steven Moffett.....12... (11/6/04-11/5/05)
Blake Bortles.....12. (10/20/12-9/28/13)

PASS COMPLETION PERCENTAGE

Game (minimum 15 attempts)

1. Daunte Culpepper..875 (14/16)...10/7/95
2. Kyle Israel.....864 (19/22)...11/25/06
3. Daunte Culpepper..848 (28/33)...9/12/98
Daunte Culpepper..848 (28/33)...10/10/98
Daunte Culpepper..848 (28/33)...11/14/98
6. Brett Hodges.....840 (21/25)...11/14/09
7. Daunte Culpepper..839 (26/31)...10/11/97
8. Blake Bortles.....833 (20/24)...10/26/13
9. Ron Johnson.....824 (14/17)...11/17/90
Jeff Godfrey.....824 (14/17)...11/27/10
Jeff Godfrey.....824 (14/17)...10/29/11



PASSING RECORDS

Season (minimum 100 attempts)

1. Daunte Culpepper ..736 (296/402).... 1998
2. Ryan Schneider690 (194/281)....2003
3. Jeff Godfrey690 (160/232)....2011
4. Blake Bortles682 (75/110)....2011
5. Blake Bortles678 (259/382)....2013
6. Jeff Godfrey668 (159/238)....2010
7. Kyle Israel.....651 (108/166)....2006
8. Steven Moffett642 (147/329)....2004
9. Blake Bortles.....629 (251/399)....2012
10. Daunte Culpepper ..625 (238/381).... 1997

Career (minimum 200 attempts)

1. Jeff Godfrey677 (321/474) .2010-13
2. Blake Bortles657 (585/891) .2011-13
3. Daunte Culpepper ..639 (889/1,391).... 1995-98
4. Ryan Schneider620 (840/1,354).... 2000-03
5. Shane Willis.....602 (346/575) .1987-89
6. Steven Moffett606 (391/645) .2003-06
7. Brett Hodges599 (197/329)....2009
8. Kyle Israel590 (305/517)....2004-07
9. Vic Penn576 (329/571)....1999-00
10. Tony Lanham556 (154/277)....1985-86

PASSING YARDS PER COMPLETION

Game (minimum 10 completions)

1. Darin Hinshaw24.5 (10/245)....9/3/94
2. Daunte Culpepper ..23.0 (13/299) ..9/6/97
3. Ryan Schneider22.2 (14/312)....10/21/00
4. Ryan Schneider21.0 (13/273) .11/3/01
5. Daunte Culpepper ..20.9 (21/438)....10/24/98
6. Steven Moffett20.7 (14/290) .10/8/05
7. Ryan Schneider20.2 (13/262)....10/13/01
8. Darin Hinshaw20.1 (17/343) .9/24/94
9. Jeff Godfrey19.6 (15/294) .11/5/10
10. Daunte Culpepper ..19.2 (17/327)....11/16/96

Season (minimum 100 completions)

1. Darin Hinshaw15.6 (161/2,505) .1992
2. Darin Slack15.3 (117/1,799) .1986
3. Darin Hinshaw15.0 (187/2,801) .1994
4. Ryan Schneider14.3 (204/2,923) .2001
5. Jeff Godfrey14.3 (143/2,042) .2010
6. Ryan Schneider14.2 (265/3,770) .2002
7. Darin Slack13.9 (219/3,054) .1987
8. Darin Hinshaw13.8 (191/2,645) .1993
9. Blake Bortles13.8 (259/3,581) .2013
10. Daunte Culpepper ..13.7 (187/2,565) .1996

Career (minimum 200 completions)

1. Darin Hinshaw14.7 (614/9,000)1991-94
2. Darin Slack13.7 (459/6,302) ..1984-87
3. Dana Thyhsen.....13.1 (380/4,982) ..1982-84
4. Ryan Schneider...13.1 (840/10,976) .2000-03
5. Blake Bortles.....13.0 (585/7,598) ..2011-13
6. Daunte Culpepper ..12.8 (889/11,412) .1995-98
7. Jeff Godfrey12.8 (321/4,095) ..2010-13
8. Kyle Israel.....12.6 (305/3,830) ..2004-07
9. Justin Holman12.4 (395/4,916) ..2013-16
10. Steven Moffett12.3 (391/4,814) ..2003-06

PASSING YARDS PER ATTEMPT

Game (minimum 10 attempts)

1. Daunte Culpepper ..15.6 (28/438) ..10/24/98
2. Jeff Godfrey15.5 (19/294)11/5/10
3. Jeff Godfrey14.8 (17/252)11/27/10
4. Justin Holman14.6 (14/204)8/30/14
5. Blake Bortles14.4 (10/144)9/3/11
6. Ryan Schneider ..14.2 (22/312)10/21/00
7. Steven Moffett ..13.8 (21/290)10/8/05
8. Jeff Godfrey13.3 (12/159) ..10/30/10
9. Darin Slack13.2 (14/185) ..11/15/86
10. Blake Bortles13.2 (21/277) ..10/27/12

Season (minimum 100 attempts)

1. Blake Bortles.....9.4 (382/3,581)2013
2. Daunte Culpepper ..9.2 (402/3,690)1998
3. Jeff Godfrey9.1 (238/2,159)2010
4. Ryan Schneider ..8.8 (430/3,770)2002
5. Blake Bortles8.7 (110/958)2011
6. Darin Hinshaw....8.3 (302/2,505)1992
7. Darin Hinshaw....8.2 (322/2,645)1993
8. Darin Hinshaw....8.2 (342/2,801)1994
9. Ryan Schneider ..8.2 (357/2,923)2001
10. Jeff Godfrey8.2 (232/1,898)2011

Career (minimum 2 years, 200 attempts)

1. Jeff Godfrey8.6 (474/4,095) .2010-13
2. Blake Bortles8.5 (891/7,598) .2011-13
3. Daunte Culpepper ..8.2 (1,391/11,412) .1995-98
4. Ryan Schneider ..8.1 (1,354/10,976) .2000-03
5. Darin Hinshaw...8.1 (1,112/9,000) .1991-94
6. Steven Moffett ..7.5 (645/4,818) .2003-06
7. Kyle Israel.....7.4 (517/3,830) .2004-07
8. Ron Johnson.....7.2 (319/2,294) .1988-91
9. Shane Willis.....7.1 (575/4,092) .1987-89
10. Tony Lanham7.0 (277/1,949) .1985-86

MISCELLANEOUS PASSING RECORDS

- When a player passes for 400 yards
..... UCF is: 10-1
- When a player passes for 350 yards
..... UCF is: 17-11
- When a player passes for 300 yards
..... UCF is: 45-26

INTERCEPTIONS THROWN

Game

1. Dana Thyhsen610/9/82
- Shane Willis69/16/89
3. Dana Thyhsen59/15/84
4. Mike Cullison410/27/79
- Daunte Culpepper411/7/98
- Vic Penn.....49/4/99
- Vic Penn.....49/16/00
- Ryan Schneider411/11/04
- Brett Hodges49/12/09
- Justin Holman411/1/14

Season

1. Darin Slack.....181987
2. Darin Hinshaw171994
3. Mike Cullison161979
- Dana Thyhsen161984
- Darin Hinshaw161992
- Ryan Schneider162002
7. Mike Cullison151980
- Daunte Culpepper151996
- Ryan Schneider152003
10. Justin Holman142014
- Justin Holman142015

Career

1. Darin Hinshaw521991-94
2. Ryan Schneider512000-03
3. Darin Slack.....501984-87
4. Daunte Culpepper421995-98
5. Dana Thyhsen371982-84
6. Mike Cullison311979-80
7. Justin Holman312013-16
8. Steven Moffett262003-06
9. Shane Willis231988-89
10. Blake Bortles.....192011-13

INTERCEPTION-TO-ATTEMPT RATIO

Season (minimum 100 attempts)

1. Daunte Culpepper ..017 (7/402)1998
2. Blake Bortles017 (7/399)2012
3. McKenzie Milton ..021 (7/336)2016
4. Jeff Godfrey022 (5/232)2011
5. Blake Bortles024 (9/382)2013
6. Steven Moffett....024 (9/375)2005
7. Vic Penn024 (11/455)1999
8. Ryan Schneider...025 (9/357)2001
9. Daunte Culpepper ..026 (10/381)1997
10. Dana Thyhsen027 (8/295)1983

Career (minimum 200 attempts)

1. Blake Bortles021 (19/891) ..2011-13
2. McKenzie Milton ..021 (7/336)2016
3. Jeff Godfrey030 (14/474) ..2010-13
4. Vic Penn030 (17/571) ..1999-00
5. Daunte Culpepper ..030 (42/1,391) .1995-98
6. Steven Moffett....030 (26/860) ..2003-06
7. Kyle Israel.....032 (17/517) ...2004-07
8. Ryan Schneider...038 (51/1,354) .2000-03
9. Brett Hodges040 (13/329)2009
10. Shane Willis040 (23/575) ...1988-89

MOST CONSECUTIVE ATTEMPTS WITHOUT AN INTERCEPTION

1. Blake Bortles232 ...10/27/12-9/14/13
2. Vic Penn16210/2/99-11/6/99
3. Blake Bortles147 ...9/15/12-10/20/12
Daunte Culpepper .14711/1/97-9/19/98

OPPONENT SINGLE GAME

PASSING RECORDS

Most Passes Attempted

- 64.....Tim Rattay, Louisiana Tech9/5/98

Most Passes Completed

- 46.....Tim Rattay, Louisiana Tech ..10/23/99

Highest Completion Percentage (MIN 15 ATT)

- 1.000. Gunner Kiel, Cincinnati
(15/15).....10/31/15

Most Yards Gained Passing

- 561.....Tim Rattay, Louisiana Tech ..10/23/99

Most Touchdowns Passes Thrown

- 6.....Todd Whitten, SFA.....10/26/85
6.....Jose Davis, Kent State.....10/4/97

Longest Pass Completion

- 98.....Jose Davis, Kent State.....10/4/97

Most Interceptions Thrown

- 5.....5+, Last: Robby Justino, Liberty....11/9/91

300-YARD PASSING GAMES



Player	Yards	C/A	Opponent	Date
Ryan Schneider	497	37/52	Florida Atlantic	9/13/03
Ryan Schneider	440	28/47	Syracuse	11/2/02
Daunte Culpepper	438	21/28	Louisiana	10/24/98
Darin Hinshaw	437	25/35	Valdosta State	9/11/93
Daunte Culpepper	421	24/36	UAB	11/9/96
Darin Slack	417	32/44	West Georgia	10/17/87
Ryan Schneider	409	24/32	Liberty	9/28/02
Darin Slack	408	29/46	Murray State	10/4/86
Daunte Culpepper	406	28/33	Eastern Illinois	9/12/98
Blake Bortles	404	27/38	Temple	11/16/13
Darin Hinshaw	400	24/36	Liberty	10/29/94
Darin Hinshaw	393	25/39	Western Kentucky	10/24/92
Daunte Culpepper	385	26/45	Louisiana-Monroe	11/1/97
Vic Penn	379	34/55	Florida	9/11/99
Darin Hinshaw	378	25/46	James Madison	11/14/92
Vic Penn	374	29/52	Auburn	11/6/99
Vic Penn	374	26/38	Bowling Green	11/20/99
Ryan Schneider	374	20/30	Miami (Ohio)	11/23/02
Daunte Culpepper	370	24/37	Louisiana Tech	9/5/98
Shane Willis	369	26/34	Eastern Kentucky	11/12/88
Daunte Culpepper	368	30/47	Purdue	9/19/98
Shane Willis	365	35/51	New Haven	10/8/88
Ryan Schneider	365	27/38	Eastern Michigan	9/30/00
Ryan Schneider	360	25/43	Buffalo	11/9/02
Daunte Culpepper	359	29/52	Mississippi State	10/25/97
Blake Bortles	358	25/36	South Carolina	9/28/13
Darin Slack	356	25/37	Northwest Mo. St.	10/24/87
Darin Hinshaw	350	21/29	Liberty	11/16/93
Daunte Culpepper	347	31/41	Youngstown State	10/31/98
Ryan Schneider	346	25/41	Virginia Tech	11/11/00
Ryan Schneider	345	32/46	Penn State	8/31/02
Darin Hinshaw	343	17/28	Western Kentucky	9/24/94
Daunte Culpepper	342	36/49	Toledo	10/3/98
Brett Hodges	342	23/45	Marshall	11/1/09
Darin Hinshaw	341	18/40	Troy	10/22/94

Player	Yards	C/A	Opponent	Date
Ryan Schneider	341	31/45	Western Michigan	10/12/02
Ryan Schneider	338	20/29	Tulane	10/22/01
Vic Penn	336	27/48	Louisiana Tech	10/23/99
Justin Holman	336	25/39	Temple	10/25/14
Ryan Schneider	335	28/39	Louisiana-Monroe	10/20/01
Blake Bortles	335	21/30	Rutgers	11/21/13
Darin Slack	334	23/40	Elon	9/12/87
Darin Slack	327	31/46	Liberty	11/7/87
Daunte Culpepper	327	17/31	Bowling Green	11/16/96
Daunte Culpepper	327	28/33	Northern Illinois	10/10/98
Daunte Culpepper	327	28/33	Ball State	11/14/98
Kyle Israel	327	27/42	Rice	10/21/06
Justin Holman	326	30/51	BYU	10/9/14
Ryan Schneider	325	17/28	Ohio	11/30/02
Daunte Culpepper	322	26/45	Kent State	10/4/97
Steven Moffett	322	30/41	Akron	10/16/04
Daunte Culpepper	320	23/32	Bowling Green	9/26/98
Steven Moffett	319	22/32	Kent State	11/23/04
Daunte Culpepper	318	24/35	Nebraska	9/13/97
McKenzie Milton	317	29/45	UConn	10/22/16
Darin Slack	315	24/57	Ga. Southern	10/3/87
Blake Bortles	314	18/24	Akron	8/29/13
Kyle Israel	313	28/45	East Carolina	10/6/07
Ryan Schneider	312	14/22	Louisiana-Monroe	10/21/00
Daunte Culpepper	309	26/31	Samford	10/11/97
Daunte Culpepper	307	22/30	Carson-Newman	9/9/95
Daunte Culpepper	307	26/42	William & Mary	8/29/96
Vic Penn	306	25/42	Akron	9/16/00
Ryan Schneider	304	22/44	Arkansas	11/10/01
Tony Lanham	302	21/33	Eastern Kentucky	10/18/86
Shane Willis	302	23/32	West Georgia	9/10/88
Shane Willis	301	16/27	Valdosta State	9/9/89
Ryan Schneider	301	30/40	Northern Illinois	10/7/00
Steven Moffett	301	19/36	Nevada	12/24/05
Blake Bortles	301	20/31	Baylor	1/1/14

BLAKE BORTLES





RECEIVING RECORDS

INDIVIDUAL RECORDS

RECEPTIONS

Game

1. Todd Cleveland.....	15/158	9/21/96
2. Bernard Ford.....	14/160	9/19/87
Tyson Hinshaw.....	14/129	10/7/00
4. Mike Sims-Walker ...	13/169	10/21/06
Tre'Quan Smith.....	13/137	10/29/16
6. Bernard Ford.....	12/197	10/17/87
Sean Beckton.....	12/111	9/1/89
David Rhodes.....	12/138	0/30/93
Tyson Hinshaw.....	12/206	9/30/00
Doug Gabriel.....	12/206	11/2/02
Mike Sims-Walker ...	12/132	9/16/06

Season

1. Mike Sims-Walker ...	90/1,178	2006
2. Tyson Hinshaw.....	89/1,089	2000
3. Siaha Burley.....	88/1,142	1998
4. Charles Lee.....	87/1,133	1999
5. David Rhodes.....	78/1,159	1993
6. Siaha Burley.....	77/1,106	1997
7. Ted Wilson.....	76/1,119	1985
8. Doug Gabriel.....	75/1,237	2002
9. Sean Beckton.....	74/1,030	1988
Brandon Marshall ...	74/1,195	2005

Career

1. David Rhodes.....	213/3,618	...1991-94
2. Mark Nonsant.....	198/2,809	...1995-98
3. Sean Beckton.....	196/2,493	...1987-90
4. Mike Sims-Walker ...	184/2,561	...2003-06
5. J.J. Worton.....	168/2,360	...2011-14
6. Siaha Burley.....	165/2,248	...1997-98
7. Charles Lee.....	162/2,249	...1997-99
8. Rocky Ross.....	157/1,986	...2006-09
9. Ted Wilson.....	151/2,443	...1983-86
10. Tyson Hinshaw.....	148/1,874	...1997-00

RECEPTIONS IN CONSECUTIVE GAMES

1. Sean Beckton.....	42	1987-90
2. Charles Lee.....	33	1997-99
Jimmy Fryzel.....	33	1999-01
4. Tyson Hinshaw.....	32	1997-00
5. Breshad Perriman ...	31	2012-14
6. Ted Wilson.....	30	1984-86
7. Rannell Hall.....	29	2011-14
8. Mike Sims-Walker ...	28	2003-06
9. Todd Cleveland.....	26	1994-97
10. David Rhodes.....	24	1992-94
Jeff Godfrey.....	24	2012-13

100-YARD RECEIVING GAMES

Season

1. Ted Wilson.....	7	1985
Brandon Marshall ...	7	2005
3. David Rhodes.....	6	1993
Siaha Burley.....	6	1998
Charles Lee.....	6	1999
Doug Gabriel.....	6	2002
7. Bernard Ford.....	5	1987
Sean Beckton.....	5	1988
David Rhodes.....	5	1994
Siaha Burley.....	5	1997
Tyson Hinshaw.....	5	2000
Jimmy Fryzel.....	5	2002
Mike Sims-Walker ...	5	2006

Career

1. David Rhodes.....	16	1991-94
2. Siaha Burley.....	11	1997-98
3. Ted Wilson.....	10	1983-86
4. Sean Beckton.....	9	1987-90
Mark Nonsant.....	9	1995-98
Charles Lee.....	9	1997-99
Mike Sims-Walker ...	9	2003-06
8. Doug Gabriel.....	8	2001-02
Brandon Marshall ...	8	2002-05
10. Jimmy Fryzel.....	7	1999-02
J.J. Worton.....	7	2011-14



MIKE SIMS-WALKER



RECEIVING RECORDS

CONSECUTIVE 100-YARD RECEIVING GAMES

1. Ted Wilson 510/26/85-11/30/85
2. Mike Dickinson 4. 11/16/91-9/19/92
Jimmy Fryzel 4. 11/2/02-11/23/02
4. Bernard Ford 310/10/87-10/24/87
Mark Nonsant 3. 11/2/96-11/16/97
David Rhodes 3 10/16/93-10/30/93
Siaha Burley 3... 9/12/98-9/26/98
Charles Lee 3. 11/6/99-11/20/99
9. 18 players tied 2

RECEIVING YARDAGE

Game

1. Siaha Burley 266/10 10/24/98
2. David Rhodes 231/10 10/24/92
Siaha Burley 231/8 9/6/97
4. Brandon Marshall 210/11 12/24/05
5. Mark Nonsant 209/9 11/9/96
6. Bernard Ford 208/11 10/24/87
7. Tyson Hinshaw 206/12 9/20/00
Doug Gabriel 206/12 11/2/02
9. Charles Lee 203/11 11/6/99
10. Bernard Ford 197/12 10/17/87

Season

1. Doug Gabriel 1,237/75 2002
2. Brandon Marshall ... 1,195/74 2005
3. Bernard Ford 1,180/68 1987
4. Mike Sims-Walker ... 1,178/90 2006
5. David Rhodes 1,159/78 1993
6. Siaha Burley 1,146/88 1998
7. Charles Lee 1,133/87 1999
8. Jimmy Fryzel 1,126/58 2002
9. Ted Wilson 1,119/76 1985
10. Siaha Burley 1,106/77 1997

Career

1. David Rhodes 3,618/213 ... 1991-94
2. Mark Nonsant 2,809/198 ... 1995-98
3. Mike Sims-Walker ... 2,561/184 ... 2003-06
4. Sean Beckton 2,493/196 ... 1987-90
5. Jimmy Fryzel 2,469/137 ... 1999-02
6. Ted Wilson 2,443/151 ... 1983-86
7. J.J. Worton 2,360/168 ... 2011-14
8. Charles Lee 2,249/162 ... 1997-99
9. Siaha Burley 2,248/165 ... 1997-98
10. Breshad Perriman ... 2,243/115 ... 2012-14

TOP-10 SINGLE-SEASON RECEIVING

TANDEM

1. 2,363 2002
Doug Gabriel (1,237), Jimmy Fryzel (1,126)
2. 2,050 2005
Brandon Marshall (1,195), Mike Sims-Walker (855)
3. 1,989 1998
Siaha Burley (1,142), Mark Nonsant (847)
4. 1,903 1987
Bernard Ford (1,177), Arnell Spencer (726)
5. 1,900 1994
David Rhodes (1,075), Mark Whittemore (825)
6. 1,864 1999
Charles Lee (1,133), Tyson Hinshaw (731)
7. 1,833 1993
David Rhodes (1,159), Mark Whittemore (674)
8. 1,809 1997
Siaha Burley (1,106), Mark Nonsant (703)
9. 1,709 2006
Mike Sims-Walker (1,178), Rocky Ross (531)
10. 1,697 2013
Rannell Hall (886), Breshad Perriman (811)

1,000-YARD RECEIVING SEASONS

1. David Rhodes 3 1991-94
2. Siaha Burley 2 1997-98
3. Ted Wilson 1 1983-86
Bernard Ford 1 1985-87
Sean Beckton 1 1987-90
Charles Lee 1 1997-99
Tyson Hinshaw 1 1997-00
Doug Gabriel 1 2001-02
Jimmy Fryzel 1 1999-02
Brandon Marshall ... 1 2002-05
Mike Sims-Walker ... 1 2003-06
Breshad Perriman ... 1 2012-14

TOUCHDOWN RECEPTIONS

Game

1. Bernard Ford 4 10/24/87
David Rhodes 4 11/6/93
Doug Gabriel 4 11/30/02
4. Ted Wilson 3 11/9/85
Bernard Ford 3 10/17/87
Mike Dickinson 3 9/12/92
Bret Cooper 3 11/7/92
Rufus Hall 3 8/31/95
Tyson Hinshaw 3 9/23/00
Brandon Marshall ... 3 12/24/05
Jeff Godfrey 3 10/26/13
J.J. Worton 3 11/16/13
Josh Reese 3 12/26/14
D'erren Wilson 3 10/3/15

Season

1. Bret Cooper 14 1992
2. Bernard Ford 13 1987
Tyson Hinshaw 13 2000
4. Ted Wilson 12 1985
David Rhodes 12 1993
6. David Rhodes 11 1994
Doug Gabriel 11 2002
Brandon Marshall ... 11 2005
9. Doug Gabriel 9 2001
Mike Walker 9 2005
Kamar Aiken 9 2009
Breshad Perriman ... 9 2014

Career

1. David Rhodes 29 1991-94
2. Bret Cooper 23 1989-92
3. Ted Wilson 21 1983-86
Bernard Ford 21 1986-87
J.J. Worton 21 2011-14
6. Doug Gabriel 20 2001-02
7. Tyson Hinshaw 17 1997-00
Tavaris Capers 17 2001-04
Kamar Aiken 17 2007-10
10. Sean Beckton 16 1987-90
Mark Whittemore ... 16 1992-94
Kenny Clark 16 1996-00
Mike Sims-Walker ... 16 2003-06
Breshad Perriman ... 16 2012-14

LONGEST RECEPTION

1. Breshad Perriman ... 91 (TD) 8/29/13
2. Bernard Ford 87 (TD) 10/24/87
3. Charles Lee 83 (TD) 11/06/99
Doug Gabriel 83 (TD) 10/13/01
5. Doug Gabriel 80 (TD) 9/7/02
6. Kenny Clark 79 (TD) 9/02/00
Breshad Perriman ... 79 9/28/13
8. Thad Ward 78 (TD) 11/3/01
9. Josh Reese 77 (TD) 11/14/14
10. Shawn Jefferson ... 76 (TD) 10/27/90
Jimmy Fryzel 76 (TD) 11/23/02
A.J. Guyton 76 (TD) 10/24/09

YARDS PER RECEPTION

Game (minimum 5 receptions)

1. Mark Whittemore .32.6 (5/163) ... 9/11/93
2. Kenny Clark 29.6 (5/148) 9/2/00
3. David Rhodes 29.0 (5/145) .10/23/93
Jimmy Fryzel 29.0 (6/174) 11/23/02
5. Siaha Burley 28.9 (8/231) 9/6/97
6. Siaha Burley 26.6 (10/266) .10/24/98
7. Tre'Quan Smith 26.1 (7/183) .11/26/16
8. Doug Gabriel 25.5 (7/179) .11/30/02
9. Arnell Spencer 25.3 (6/152) 9/19/87
10. Jimmy Fryzel 25.0 (6/150) 11/2/02

Season (minimum 25 receptions)

1. Bernard Ford 21.8 (30/653) 1986
2. Mark Whittemore . 21.7 (31/674) 1993
3. Breshad Perriman . 20.9 (50/1,044) ... 2014
4. Breshad Perriman . 20.8 (39/811) 2013
5. David Rhodes 19.6 (51/1,002) ... 1992
6. Jimmy Fryzel 19.4 (58/1,126) ... 2002
7. Mark Whittemore . 18.3 (45/825) 1994
8. Rannell Hall 18.0 (35/631) 2012
9. Kamar Aiken 17.7 (33/584) 2007
10. Arnell Spencer 17.6 (41/723) 1987

Career (minimum 50 receptions)

1. Breshad Perriman .19.5 (115/2,243) 2012-14
2. Doug Gabriel 19.3 (97/1,869) . 2001-02
3. Bernard Ford 19.3 (112/2,138) . 1984-87
4. Mark Whittemore .19.1 (100/1,908) . 1991-94
5. Jimmy Fryzel 18.0 (137/2,469) . 1999-02
6. Arnell Spencer 17.9 (83/1,487) ... 1987-88
7. David Rhodes 17.0 (213/3,618) . 1991-94
8. Ted Wilson 16.2 (151/2,443) . 1983-86
9. Shawn Jefferson .16.2 (67/1,087) . 1988-90
10. Bret Cooper 15.9 (91/1,450) . 1990-92

RECEPTIONS BY A FRESHMAN

Season

1. Tre'Quan Smith 52/724 2015
2. J.J. Worton 41/531 2011
3. Sean Beckton 40/421 1987
4. Mike Dickinson 33/371 1989
Kamar Aiken 33/584 2007
6. Josh Reese 30/461 2011
7. Shantel Roundtree 26/361 1988
Breshad Perriman ... 26/388 2012
9. Bobby Joe Plain 25/308 1979
Mike Nonsant 25/334 1995
Reginald Doster 25/350 1995

RECEIVING YARDAGE BY A FRESHMAN

Season

1. Tre'Quan Smith 724/52 2015
2. Kamar Aiken 584/33 2007
3. J.J. Worton 531/41 2011
4. Jose Reese 461/30 2011
5. Sean Beckton 421/40 1987
6. Breshad Perriman ... 388/26 2012
7. Todd Cleveland 385/20 1994
8. David Rhodes 382/22 1991
9. Mike Dickinson 371/33 1989
10. Shantel Roundtree ... 361/26 1988

100-YARD RECEIVING GAMES



Player	Yards	Rec	Opponent	Date
Siaha Burley	266	10	Louisiana	10/24/98
David Rhodes	231	10	Western Kentucky	10/24/92
Siaha Burley	231	8	South Carolina	9/6/97
Brandon Marshall	210	11	Nevada	12/24/05
Mark Nonsant	209	9	UAB	11/9/96
Bernard Ford	208	11	Northwest Mo. St.	10/24/87
Tyson Hinshaw	206	12	Eastern Michigan	9/30/00
Doug Gabriel	206	12	Syracuse	11/2/02
Charles Lee	203	11	Auburn	11/06/99
Bernard Ford	197	12	West Georgia	10/17/87
Mark Nonsant	195	8	Bowling Green	11/16/96
Tre'Quan Smith	183	7	USF	11/26/16
Bret Cooper	181	8	Buffalo	11/7/92
Doug Gabriel	179	7	Ohio	11/30/02
J.J. Worton	179	10	Temple	11/16/13
J.J. Worton	178	11	UConn	11/1/14
Mark Nonsant	174	7	Nebraska	9/13/97
Jimmy Fryzel	174	6	Miami (Ohio)	11/23/02
Arnell Spencer	172	10	Liberty	11/7/87
David Rhodes	172	7	Buffalo	11/19/94
Todd Cleveland	172	7	William & Mary	8/29/96
Charles Lee	170	11	Florida	9/11/99
Mike Sims-Walker	169	13	Rice	10/21/06
David Rhodes	165	10	Nicholls State	10/17/92
Mark Whittemore	163	5	Valdosta State	9/11/93
A.J. Guyton	163	9	BYU	9/23/11
Bernard Ford	160	14	Elon	9/19/87
David Rhodes	160	7	Troy	10/22/94
Bernard Ford	159	8	Eastern Kentucky	9/26/87
Rannell Hall	159	9	Temple	11/16/13
Todd Cleveland	158	15	Ball State	9/21/96
Mike Sims-Walker	157	10	Memphis	10/8/05
Mark Whittemore	156	7	Western Kentucky	9/24/94
David Rhodes	155	9	Yale	10/21/93
Mark Nonsant	155	9	Northern Illinois	10/10/98
Charles Lee	154	11	Eastern Illinois	9/12/98
Doug Gabriel	153	11	Penn State	8/31/02
Arnell Spencer	152	6	Elon	9/19/87
Ted Wilson	151	7	Georgia Southern	11/9/85
David Rhodes	150	11	Liberty	11/6/93
Jimmy Fryzel	150	6	Syracuse	11/2/02
Kenny Clark	148	5	Georgia Tech	9/2/00
Siaha Burley	147	9	Purdue	9/19/98
Tavaris Capers	147	7	Northern Illinois	10/9/04
Siaha Burley	146	11	Bowling Green	9/26/98
Breshad Perriman	146	7	Temple	10/25/14
David Rhodes	145	5	Bethune-Cookman	10/23/93
Doug Gabriel	142	7	Louisiana-Monroe	10/20/01
Rannell Hall	142	8	South Carolina	9/28/13
Mike Dickinson	141	5	Bethune-Cookman	9/12/92
Charles Lee	140	9	Louisiana Tech	10/23/99
Doug Gabriel	140	6	Liberty	9/28/02
Ted Wilson	139	11	Samford	11/30/85
Bret Cooper	139	7	Liberty	10/31/92
Kenny Clark	139	6	Bowling Green	11/20/99
Breshad Perriman	139	4	East Carolina	12/4/14
David Rhodes	138	12	Troy	10/30/93
Siaha Burley	138	9	Mississippi State	10/25/97
Breshad Perriman	138	9	NC State	12/26/14
Tre'Quan Smith	137	13	Houston	10/29/16
Bernard Ford	136	8	Savannah State	10/10/87
Sean Beckett	136	8	Eastern Kentucky	11/12/88
Tyson Hinshaw	136	6	Louisiana-Monroe	10/21/00

Player	Yards	Rec	Opponent	Date
Shawn Jefferson	135	3	Southern Illinois	10/27/90
Siaha Burley	135	8	Eastern Michigan	11/15/97
Rocky Ross	135	6	Memphis	11/11/06
Ted Wilson	133	10	Murray State	10/4/86
Poe White	133	5	Florida A&M	11/14/87
Brandon Marshall	133	4	Memphis	10/8/05
Mike Sims-Walker	133	12	USF	9/16/06
Mike Sims-Walker	133	7	UAB	11/25/06
David Rhodes	132	6	Western Kentucky	9/24/94
Sean Beckett	131	11	New Haven	10/8/88
David Rhodes	131	5	Buffalo	11/7/92
Mike Sims-Walker	131	6	Memphis	11/11/06
Kamar Aiken	131	4	Memphis	9/22/07
Tre'Quan Smith	131	7	Tulsa	11/7/15
Ted Wilson	130	8	Stephen F. Austin	10/26/85
Todd Cleveland	129	6	Liberty	10/29/94
Tyson Hinshaw	129	14	Northern Illinois	10/7/00
Mike Dickinson	127	4	Gardner-Webb	9/5/92
David Rhodes	127	5	James Madison	11/14/92
A.J. Guyton	127	8	South Dakota	9/4/10
Rannell Hall	127	4	FIU	9/6/13
Jimmy Fryzel	126	7	Kent State	11/16/02
Siaha Burley	125	8	Idaho	9/20/97
Sean Beckett	124	7	Georgia Southern	10/29/88
Doug Gabriel	124	3	Liberty	10/13/01
Rocky Ross	124	9	Tulane	11/18/06
Siaha Burley	123	7	Samford	10/11/97
Jamar Newsome	123	5	Houston	11/5/10
Jimmy Fryzel	122	8	Buffalo	11/9/02
Kamar Aiken	122	8	East Carolina	10/6/07
Sean Beckett	121	10	Eastern Kentucky	9/8/90
Brian Watters	121	7	Tulsa	10/26/08
Ted Wilson	120	10	Savannah State	11/23/85
Sean Beckett	120	9	West Georgia	9/10/88
Todd Cleveland	120	11	South Carolina	9/7/96
Kenny Clark	120	6	Louisiana Tech	9/5/98
Brandon Marshall	120	7	Houston	11/5/05
Glenn McCombs	119	7	Bethune-Cookman	11/26/83
Shawn Jefferson	119	5	East Tennessee State	10/7/89
Siaha Burley	119	9	Eastern Illinois	9/12/98
Kenny Clark	119	10	Georgia	9/25/99
Mike Sims-Walker	119	6	Houston	10/28/06
A.J. Guyton	119	9	East Carolina	9/26/09
J.J. Worton	119	6	UConn	10/26/13
Ted Wilson	118	11	Western Kentucky	10/12/85
Luther Huggins	118	9	Akron	10/16/04
Jamar Newsome	118	4	Memphis	11/27/10
Bret Cooper	117	9	East Carolina	9/21/91
David Rhodes	117	6	Western Illinois	10/16/93
Mark Nonsant	117	7	Louisiana-Monroe	11/1/97
Tavirius Davis	117	8	Utah State	10/27/01
J.J. Worton	117	8	Southern Miss	10/13/12
J.J. Worton	117	5	Rutgers	11/21/13
David Rhodes	116	6	East Carolina	9/21/91
Mike Dickinson	116	7	Troy State	9/19/92
Tyson Hinshaw	116	10	Virginia Tech	11/11/00
Doug Gabriel	116	5	Arizona State	9/7/02
Siaha Burley	115	8	Ball State	11/14/98
Tyson Hinshaw	115	10	Eastern Michigan	10/30/99
Ted Wilson	114	4	Illinois State	9/28/85
J.J. Worton	114	11	Southern Miss	11/12/11
D'erren Wilson	114	7	Tulane	10/3/15
Tre'Quan Smith	114	8	Maryland	9/17/16

100-YARD RECEIVING GAMES



Player	Yards	Rec	Opponent	Date
Jimmy Fryzel	113	7	Western Michigan	10/12/02
Breshad Perriman	113	3	Akron	8/29/13
Rannell Hall	113	4	Baylor	1/1/14
Chris Johnson	113	6	Tulane	10/3/15
Ted Wilson	112	7	Louisville	11/2/85
Todd Cleveland	112	9	Mississippi State	10/25/97
Sean Beckton	111	6	North Alabama	10/1/88
Sean Beckton	111	12	Bethune-Cookman	9/1/89
Mark Nonsant	111	6	Illinois State	11/2/96
Mark Nonsant	110	9	Toledo	10/3/98
Charles Lee	110	8	Eastern Illinois	10/2/99
Brandon Marshall	110	10	Tulane	10/21/05
Mike Sims-Walker	110	7	East Carolina	10/29/05
Ted Wilson	109	4	Austin Peay	10/27/84
Shawn Jefferson	109	4	Bethune-Cookman	9/15/90
Sean Beckton	109	6	Slippery Rock	11/10/90
Mark Whittemore	109	8	Western Kentucky	10/24/92
Rufus Hall	109	8	Eastern Kentucky	8/31/95
Jimmy Fryzel	109	5	Akron	9/16/00
Brandon Marshall	109	7	Tulsa	12/3/05
Mike Sims-Walker	109	8	Southern Miss	10/15/05
Breshad Perriman	109	3	South Carolina	9/28/13
Mark Whittemore	108	5	East Carolina	9/18/93
David Rhodes	108	8	Buffalo	11/13/93
Todd Cleveland	108	3	Troy	10/22/94
Charles Lee	108	10	Bowling Green	11/20/99
Ed Schenk	107	8	VMI	9/25/82
Tavirius Davis	107	4	Eastern Kentucky	10/14/00
Brandon Marshall	107	5	Louisiana	10/1/05
Breshad Perriman	107	7	Memphis	10/5/13
Jimmy Fryzel	106	4	Louisiana	10/24/01
Arnell Spencer	105	4	Eastern Kentucky	11/12/88
David Rhodes	105	5	Maine	9/3/94
Mike Sims-Walker	105	9	South Carolina	9/1/05

Player	Yards	Rec	Opponent	Date
Bernard Ford	104	7	Wichita State	10/11/86
Sean Beckton	104	6	Grand Valley State	10/31/87
Mike Dickinson	104	9	Millersville	11/16/91
Doug Gabriel	104	7	Western Michigan	10/12/02
Brandon Marshall	104	5	Florida Atlantic	9/13/03
Mike Sims-Walker	104	4	Florida Atlantic	9/13/03
Josh Reese	104	4	Tulsa	11/14/14
Jordan Akins	104	9	FIU	9/3/15
Tre'Quan Smith	104	9	FIU	9/3/15
Jim Taylor	103	8	Alabama A&M	10/17/81
Aaron Sam	103	6	West Georgia	9/13/86
David Rhodes	103	8	Valdosta State	9/10/94
Rufus Hall	103	6	Illinois State	11/2/96
Siaha Burley	103	10	New Mexico	11/21/98
Charles Lee	103	7	Youngstown State	10/31/98
A.J. Guyton	103	3	Rice	10/24/09
Tre'Quan Smith	103	3	Temple	10/15/16
Don Grayson	102	8	Eastern Kentucky	10/18/86
Ted Wilson	102	4	Eastern Kentucky	10/18/86
Mark Nonsant	102	6	Louisiana Tech	9/5/98
Tyson Hinshaw	102	8	Alabama	10/28/00
Brandon Marshall	102	10	South Carolina	9/1/05
Tre'Quan Smith	102	7	USF	11/26/15
J.J. Worton	101	7	Penn State	9/14/13
Bret Cooper	100	6	James Madison	9/7/91
Mark Nonsant	100	9	Hawaii	10/21/95
Charles Lee	100	3	Louisiana-Monroe	11/1/97
Charles Lee	100	10	Middle Tennessee	11/13/99
Tavaris Capers	100	5	Buffalo	10/2/04
Jamar Newsome	100	5	Southern Miss	11/13/10



BRANDON MARSHALL

100-YARD RECEIVING TANDEM



Players	Yards	Rec.	Opponent	Date
Don Grayson	102	8	Eastern Kentucky	10/18/86
Ted Wilson	102	4		
Bernard Ford	160	14	Elon	9/19/87
Arnell Spencer	152	6		
Sean Beckton	136	8	Eastern Kentucky	11/12/88
Arnell Spencer	105	4		
Bret Cooper	117	9	East Carolina	9/21/91
David Rhodes	116	6		
David Rhodes	231	10	Western Kentucky	10/24/92
Mark Whittemore	109	8		
Bret Cooper	181	8	Buffalo	11/7/92
David Rhodes	131	5		
Mark Whittemore	156	7	Western Kentucky	9/24/94
David Rhodes	132	6		
David Rhodes	160	7	Troy	10/22/94
Todd Cleveland	108	3		
Mark Nonsant	111	6	Illinois State	11/2/96
Rufus Hall	103	6		
Siaha Burley	138	9	Mississippi State	10/25/97
Todd Cleveland	112	9		
Mark Nonsant	117	7	Louisiana-Monroe	11/1/97
Charles Lee	100	3		
Kenny Clark	120	6	Louisiana Tech	9/5/98
Mark Nonsant	102	6		

Players	Yards	Rec.	Opponent	Date
Charles Lee	154	11	Eastern Illinois	9/12/98
Siaha Burley	119	9		
Kenny Clark	139	6	Bowling Green	11/20/99
Charles Lee	108	10		
Jimmy Fryzel	113	7	Western Michigan	10/12/02
Doug Gabriel	104	7		
Doug Gabriel	206	12	Syracuse	11/2/02
Jimmy Fryzel	150	6		
Mike Sims-Walker	105	9	South Carolina	9/1/05
Brandon Marshall	102	10		
Mike Sims-Walker	157	10	Memphis	10/8/05
Brandon Marshall	133	4		
Rocky Ross	135	6	Memphis	11/11/06
Mike Sims-Walker	131	6		
Rannell Hall	142	8	South Carolina	9/28/13
Breshad Perriman	109	3		
J.J. Worton	179	10	Temple	11/16/13
Rannell Hall	159	9		

OPPONENT SINGLE GAME RECEIVING RECORDS

Most Passes Caught

17 Zay Jones, East Carolina 10/1/16

Most Yards Gained

240 Darrell Dowery, Kent State 11/23/04

Most Touchdown Passes Caught

4 Darrien Teals, Valdosta State 10/22/88

Longest Pass Reception

98 Eugene Baker, Kent State 10/4/97



RANNELL HALL



BRESHAD PERRIMAN



TOTAL OFFENSE RECORDS

TEAM RECORDS

Single Game

Most Plays

UCF 111 ..Eastern Kentucky, 10/19/85
 Both Teams ..175 East Carolina, 10/1/16
 Opponent ...106 Western Illinois, 9/26/92

Most Net Yards

UCF 818 Gardner-Webb, 9/5/92
 Both Teams ..1,191 Gardner-Webb, 9/5/92
 Opponent ...771 ..Stephen F. Austin, 10/26/85

Highest Yards Per Play

UCF 11.1 Liberty, 10/24/94
 Opponent ...9.8 Cincinnati, 10/31/15

Single Season

Most Plays

UCF 1,016 2007
 Opponent 1,025 2007

Most Plays Per Game

UCF 81.5 1985
 Opponent 81.9 1992

Fewest Plays

UCF 667 1982
 Opponent 653 1989

Fewest Plays Per Game

UCF 64.1 2010
 Opponent 61.0 2011

Most Total Yards

UCF 5,763 2007
 Opponent 5,569 2015

Most Total Yards Per Game

UCF 487.7 1998
 Opponent 464.1 2015

Fewest Total Yards

UCF 2,351 1982
 Opponent 2,763 1989

Fewest Total Yards Per Game

UCF 229.5 2008
 Opponent 255.5 1990

Highest Average Per Play

UCF 6.8 1992, '98
 Opponent 6.5 2015

Lowest Average Per Play

UCF 3.5 1982
 Opponent 3.4 1979

INDIVIDUAL RECORDS

TOTAL OFFENSE

Game

1. Ryan Schneider..... 501..... 9/13/03
2. Daunte Culpepper ... 480..... 11/1/97
3. Daunte Culpepper ... 479..... 9/12/98
4. Daunte Culpepper ... 467..... 10/24/98
- Blake Bortles 467..... 11/16/13

6. Darin Slack..... 457..... 10/17/87
7. Ryan Schneider..... 443..... 11/2/02
8. Daunte Culpepper ... 439..... 9/5/98
9. Darin Slack..... 422..... 10/4/86
10. Vic Penn 421 11/6/99

Season

1. Daunte Culpepper ..4,153..... 1998
2. Blake Bortles3,853..... 2013
3. Ryan Schneider.....3,681..... 2002
4. Daunte Culpepper ...3,524..... 1997
5. Blake Bortles3,344..... 2012
6. Vic Penn3,246..... 1999
7. Justin Holman.....3,141..... 2014
8. Darin Slack.....3,047..... 1987
9. Steven Moffett2,925..... 2005
10. Shane Willis.....2,881..... 1988

Career

1. Daunte Culpepper ..12,432..... 1995-98
2. Ryan Schneider.....10,703..... 2000-03
3. Darin Hinshaw8,865..... 1991-94
4. Blake Bortles8,159..... 2011-13
5. Darin Slack.....6,229..... 1984-87
6. Justin Holman.....5,410..... 2013-16
7. Jeff Godfrey5,200..... 2010-13
8. Dana Thyhsen4,982..... 1982-84
9. Steven Moffett4,900..... 2003-06
10. Vic Penn4,037..... 1999-00



VIC PENN



JEFF GODFREY



DAUNTE CULPEPPER

ALL-PURPOSE YARDS



AVERAGE ALL-PURPOSE YARDS

Season

1. Kevin Smith.....	200.62007
2. Bernard Ford.....	180.71987
3. Doug Gabriel.....	160.12002
4. Todd Cleveland.....	153.21996
5. Marquette Smith.....	145.91995
6. Sean Beckton.....	145.31988
7. Ted Wilson.....	144.21984
8. Ted Wilson.....	139.01985
9. Willie English.....	136.51991
10. Siaha Burley.....	130.51998
Rannell Hall.....	130.52013

Career (minimum two seasons)

1. Kevin Smith.....	142.32005-07
2. Marquette Smith.....	123.91994-95
3. Doug Gabriel.....	123.52001-02
4. Siaha Burley.....	115.51997-98
5. Ted Wilson.....	110.31983-86
6. Mark Whittemore.....	99.51991-94
7. Alex Haynes.....	98.12001-04
8. David Rhodes.....	94.51991-94
9. Bernard Ford.....	94.21985-87
10. Todd Cleveland.....	92.91994-97

ALL-PURPOSE YARDS

Game

1. Kevin Smith.....	32611/10/07
2. Doug Gabriel.....	32411/2/02
3. Ted Wilson.....	31110/13/84
4. Siaha Burley.....	29510/24/98
5. Kevin Smith.....	28412/1/07
6. Rannell Hall.....	27711/16/13
7. Willie English.....	26910/5/91
8. Latavius Murray.....	25711/25/11
9. Bernard Ford.....	2539/19/87
10. Bernard Ford.....	25210/17/87

Season

1. Kevin Smith.....	2,8092007
2. Doug Gabriel.....	1,9212002
3. Rannell Hall.....	1,6962013
4. Bernard Ford.....	1,6271987
5. Marquette Smith.....	1,6051995
6. Sean Beckton.....	1,5991988
7. Ted Wilson.....	1,5871984
8. Ted Wilson.....	1,5291985
9. Willie English.....	1,5021991
10. Siaha Burley.....	1,4351998

Career

1. Ted Wilson.....	4,8541983-86
2. Kevin Smith.....	4,6792005-07
3. Rannell Hall.....	4,3982011-14
4. Mark Whittemore.....	4,2821991-94
5. Alex Haynes.....	4,0212001-04
6. Quincy McDuffie.....	4,0142009-12
7. David Rhodes.....	3,6891991-94
8. Sean Beckton.....	3,6521987-90
9. Willie English.....	3,3871989-93
10. Gerod Davis.....	3,2001992-95

OPPONENT SINGLE GAME

ALL-PURPOSE YARDS

Most Plays

43..... Anthony Sherrell, EMU..... 11/8/03

Most Yards Gained

271... Walter Reyes, Syracuse..... 9/20/03

OPPONENT SINGLE GAME TOTAL OFFENSE

Most Plays

68..... Tim Rattay, Louisiana Tech..... 9/5/98

68..... Tim Rattay, Louisiana Tech..... 10/23/99

68..... Rakeem Cato, Marshall..... 10/27/12

Most Total Yards Gained

541... Tim Rattay, Louisiana Tech..... 10/23/99



KEVIN SMITH



SCORING RECORDS

TEAM RECORDS

Single Game

Most Points

UCF 71..... Gardner-Webb, 9/5/92
 Both Teams... 104... Western Kentucky, 9/24/94
 Opponent ... 69..... VMI, 9/25/82

Fewest Points

UCF 0..... Eight times
 First time, Presbyterian, 10/27/79
 Last time, UAB, 11/29/08
 Both Teams... 3..... Presbyterian, 9/12/81
 Opponent ... 0..... 22 times
 First time, St. Leo, 9/22/79
 Last time, S.C. State, 9/3/16

Points Scored in a Quarter

1st..... 31..... Tulane, 11/20/10
 2nd..... 31..... Fort Lewis, 11/19/83
 3rd..... 30..... Louisiana Tech, 9/5/98
 4th..... 30..... Grand Valley State, 10/31/87

Points Scored in a Half

50 (first)..... Akron, 11/3/01

Points Scored in a Quarter by Opponent

1st..... 28, by VMI 9/25/82
 2nd..... 27, by Florida (2x) ..9/11/99, 9/9/06
 3rd..... 30, by Nicholls State ... 10/23/82
 4th..... 22, by Kent State..... 10/4/97

Points Scored in a Half by Opponent

48 (first)..... by Florida, 9/11/99

Most Decisive Win

67-3 Grand Valley State, 10/31/87

Most Decisive Loss

69-0 VMI, 9/25/82

Most Touchdowns

UCF 9..... Samford, 11/15/86
 9... Grand Valley State, 10/31/87
 9..... Gardner-Webb, 9/5/92
 9..... Buffalo, 11/7/92
 9..... Liberty, 10/13/01
 9... Charleston Southern, 9/3/11
 Both Teams... 14.... Western Kentucky, 9/24/94
 Opponent ... 10..... VMI, 9/25/82

Most Touchdowns Rushing

UCF 8... Charleston Southern, 9/3/11
 Both Teams... 10..... VMI, 9/25/82
 Opponent ... 10..... VMI, 9/25/82

Most Touchdowns Passing

UCF 7..... West Georgia, 10/17/87
 Both Teams... 10..... Kent State, 10/4/97
 Opponent ... 6..... Stephen F. Austin, 10/26/85
 6..... Kent State, 10/4/97
 6..... Cincinnati, 10/31/15

Most PATs

UCF 9..... Four Times
 Last time, vs. Liberty, 10/13/01
 Both Teams... 12..... Buffalo, 11/7/92
 Opponent ... 9..... VMI, 9/25/82

Most Field Goals

UCF 4..... Savannah State, 10/10/81
 4..... Bethune-Cookman, 9/7/85
 4..... Bethune-Cookman, 9/6/86
 4..... Alabama, 10/28/01
 4..... UAB, 11/12/05
 4..... East Carolina, 12/4/14
 4..... S.C. State, 9/3/16
 Both Teams... 8..... Southern Miss, 11/12/11
 Opponent ... 5..... Southern Miss, 11/12/11

INDIVIDUAL RECORDS

TOUCHDOWNS SCORED

Game

1. Bernard Ford 4..... 10/24/87
 Bret Cooper 4..... 11/7/92
 David Rhodes 4..... 11/6/93
 Mike Grant 4..... 9/20/97
 Alex Haynes 4..... 9/22/01
 Doug Gabriel 4..... 11/30/02
 Kevin Smith 4..... 10/20/07
 Kevin Smith 4..... 11/10/07
 Kevin Smith 4..... 12/1/07

Season

1. Kevin Smith 30..... 2007
 2. Latavius Murray 19..... 2012
 3. Storm Johnson 17..... 2013
 4. Bret Cooper 15..... 1992
 5. Marquette Smith 14..... 1995
 Mike Grant 14..... 1997
 Brynna Harvey 14..... 2009
 8. David Rhodes 13..... 1993
 Willie English 13..... 1991
 Tyson Hinshaw 13..... 2000

Career

1. Kevin Smith 46..... 2005-07
 2. Latavius Murray 44..... 2008-12
 3. Willie English 38..... 1989-93
 4. David Rhodes 29..... 1991-94
 5. Alex Haynes 28..... 2001-04
 6. Jeff Godfrey 26..... 2010-13
 7. Gerod Davis 25..... 1992-95
 8. Bret Cooper 24..... 1989-92
 Daunte Culpepper 24..... 1995-98
 10. Mark Giacone 22..... 1987-90
 Mike Grant 22..... 1995-98

POINTS KICKING

Game

1. Scott Ryerson 17..... 10/10/81
 Ed O'Brien 16..... 10/24/87
 Javier Beorlegui 16..... 10/28/00
 4. Ed O'Brien 15..... 9/7/85
 Franco Grilla 15..... 9/5/92
 6. Ed O'Brien 14..... 9/6/86
 Fred Waczewski 14..... 9/5/98
 Matt Prater 14..... 11/16/02
 Michael Torres 14..... 11/11/06
 Michael Torres 14..... 10/20/07
 Michael Torres 14..... 12/1/07
 Nick Cattoi 14..... 10/3/09
 Shawn Moffitt 14..... 10/26/13
 Shawn Moffitt 14..... 12/4/14
 Matthew Wright 14..... 9/3/16

TEAM SCORING RECORDS

Single Season

Most Points

UCF 502 2007
 Opponent .. 452 2015

Most Points Per Game

UCF 37.3 1992
 Opponent .. 37.7 2015

Fewest Points

UCF 109 1982
 Opponent .. 130 1981

Fewest Points Per Game

UCF 10.9 1982
 Opponent .. 13.0 1981

Highest Scoring Differential

UCF +17.4 1987
 Opponent .. +24.7 1982

Most Touchdowns

UCF 67 2012
 Opponent .. 57 2015

Fewest Touchdowns

UCF 13 1981, '82
 Opponent .. 18 1981, '87

Most Rushing Touchdowns

UCF 41 2007
 Opponent .. 30 1984, '85

Fewest Rushing Touchdowns

UCF 4 1981, 2015
 Opponent .. 9 1981, '89, '10, '11

Most Touchdown Passes

UCF 31 2002
 Opponent .. 31 2015

Fewest Touchdown Passes

UCF 4 1981
 Opponent .. 5 1981, '87

Punt Returns For Touchdown

UCF 3 1991
 Opponent .. 3 1984

Kick Returns For Touchdown

UCF 3 1994, '12
 Opponent .. 2 2009

Interception Returns For TD

UCF 5 2010
 Opponent .. 3 2002, '03

Fumble Returns For TD

UCF 1 Many Times
 Opponent .. 2 2002, '11

Most PAT Kicks Made

UCF 60 2012
 Opponent .. 51 2015

Fewest PAT Kicks Made

UCF 8 1981
 Opponent .. 11 1981

Most PAT Kicks Attempted

UCF 65 2012
 Opponent .. 51 2015

Fewest PAT Kicks Att.

UCF 12 1981
 Opponent .. 14 1981

Most Two-Point Conv. Made

UCF 5 1984
 Opponent .. 3 1982, '83, '93

Most Field Goals Made

UCF 22 2005, '08
 Opponent .. 22 2007

Fewest Field Goals Made

UCF 6 1982, '84
 Opponent .. 3 1981, '95

Most Field Goals Attempted

UCF 34 2005
 Opponent .. 28 2007

Fewest FG Attempted

UCF 10 1984
 Opponent .. 9 1995, '98

Most Safeties

UCF 2 1998, '07
 Opponent .. 2 1987, '95, '03, '15



SCORING RECORDS

Season

1. Shawn Moffitt.....	112	2013
2. Michael Torres.....	110	2007
3. Matthew Wright.....	90	2016
4. Charlie Pierce.....	89	1994
Shawn Moffitt.....	89	2012
6. Franco Grilla.....	88	1990
7. Ed O'Brien.....	87	1987
8. Charlie Pierce.....	87	1993
9. Matt Prater.....	86	2002
10. Fred Waczewski.....	82	1997

Career

1. Shawn Moffitt.....	314	2011-14
2. Charlie Pierce.....	297	1993-96
3. Franco Grilla.....	285	1989-92
4. Ed O'Brien.....	263	1984-87
5. Matt Prater.....	258	2002-05
6. Nick Cattoi.....	225	2008-11
7. Javier Beorlegui.....	207	1998-01
8. Michael Torres.....	186	2006-07
9. Matthew Wright.....	146	2015-16
10. Fred Waczewski.....	144	1997-98

POINTS SCORED

Game

1. Bernard Ford.....	24	10/24/87
Bret Cooper.....	24	11/7/92
David Rhodes.....	24	11/6/93
Mike Grant.....	24	9/20/97
Alex Haynes.....	24	9/22/01
Doug Gabriel.....	24	11/30/02
Kevin Smith.....	24	10/20/07
Kevin Smith.....	24	11/10/07
Kevin Smith.....	24	12/1/07

Season

1. Kevin Smith.....	180	2007
2. Latavius Murray.....	114	2012
3. Shawn Moffitt.....	112	2013
4. Storm Johnson.....	102	2013
5. Bret Cooper.....	90	1992
Matthew Wright.....	90	2016
7. Charlie Pierce.....	89	1994
Shawn Moffitt.....	89	2012
9. Franco Grilla.....	88	1990
10. Ed O'Brien.....	87	1987
Charlie Pierce.....	87	1993

Career

1. Shawn Moffitt.....	314	2011-14
2. Charlie Pierce.....	297	1993-96
3. Franco Grilla.....	285	1989-92
4. Kevin Smith.....	276	2005-07
5. Latavius Murray.....	264	2008-12
6. Ed O'Brien.....	263	1984-87
7. Matt Prater.....	258	2002-05
8. Willie English.....	228	1989-93
9. Nick Cattoi.....	225	2008-11
10. Javier Beorlegui.....	207	1998-01

TOUCHDOWNS RESPONSIBLE FOR

Game

1. Darin Slack.....	7	10/17/87
Daunte Culpepper.....	7	9/12/98
3. Darin Hinshaw.....	6	11/6/93
Daunte Culpepper.....	6	11/1/97
Daunte Culpepper.....	6	9/5/98
Ryan Schneider.....	6	11/9/02
7. Darin Hinshaw.....	5	9/24/94
Daunte Culpepper.....	5	10/4/97
Daunte Culpepper.....	5	9/26/98
Daunte Culpepper.....	5	10/24/98
Daunte Culpepper.....	5	10/31/98
Ryan Schneider.....	5	11/30/02
Blake Bortles.....	5	10/26/13

Season

1. Daunte Culpepper.....	40	1998
2. Darin Hinshaw.....	33	1994
Ryan Schneider.....	33	2002
Blake Bortles.....	33	2012
5. Darin Hinshaw.....	31	1993
Blake Bortles.....	31	2013
7. Daunte Culpepper.....	30	1997
Kevin Smith.....	30	2007
9. Darin Slack.....	29	1987
10. Justin Holman.....	26	2014

Career

1. Daunte Culpepper.....	108	1995-98
2. Darin Hinshaw.....	93	1991-94
3. Ryan Schneider.....	93	2000-03
4. Blake Bortles.....	71	2011-13
5. Darin Slack.....	53	1984-87
6. Dana Thyhsen.....	46	1982-84
Kevin Smith.....	46	2005-07
8. Willie English.....	40	1989-93
9. Jeff Godfrey.....	39	2010-13
10. Steven Moffett.....	38	2003-06

OPPONENT SINGLE GAME

SCORING RECORDS

Most Points Scored

30.... Lee Suggs, Virginia Tech..... 11/11/00

Most Touchdowns Scored

5..... Lee Suggs, Virginia Tech..... 11/11/00

LATAVIUS MURRAY



Kicking Records



FIELD GOALS MADE

Game

1. Scott Ryerson 4 10/10/81
Ed O'Brien 4 9/7/85
Ed O'Brien 4 9/6/86
Charlie Pierce 4 11/12/94
Javier Beorlegui 4 10/28/00
Matt Prater 4 11/16/02
Matt Prater 4 11/12/05
Michael Torres 4 11/11/06
Nick Cattoi 4 10/3/09
Shawn Moffitt 4 10/4/12
Shawn Moffitt 4 12/4/14
Matthew Wright 4 9/3/16

Season

1. Shawn Moffitt 21 2013
2. Michael Torres 20 2007
3. Scott Ryerson 18 1981
4. Ed O'Brien 17 1987
Matt Prater 17 2005
Michael Torres 17 2006
Shawn Moffitt 17 2014
Matthew Wright 17 2016
9. Ed O'Brien 16 1986
Franco Grilla 16 1990

Career

1. Shawn Moffitt 53 2011-14
2. Ed O'Brien 50 1984-87
Matt Prater 50 2002-05
4. Franco Grilla 47 1989-92
5. Charlie Pierce 46 1993-96
6. Nick Cattoi 39 2008-11
7. Michael Torres 37 2006-07
8. Matt Prater 33 2002-05
9. Scott Ryerson 32 1980-83
Javier Beorlegui 32 1998-01

CONSECUTIVE FIELD GOALS MADE

1. Michael Torres 16 10/20/07-12/29/07
2. Charlie Pierce 12 9/25-10/30/93
Shawn Moffitt 12 12/21/12-11/9/13
4. Matt Prater 11 11/18/03-9/18/04
5. Javier Beorlegui 10 9/23/00-9/1/01
6. Charlie Pierce 9 10/15-11/19/94
Shawn Moffitt 9 11/3/11-10/13/12
8. Franco Grilla 8 9/22-10/20/90
Michael Torres 8 11/4-11/18/06
Matthew Wright 8 9/1-10/17/15

FIELD GOALS ATTEMPTED

Game

1. Scott Ryerson 8 11/7/81
2. Shawn Moffitt 6 12/4/14
3. Scott Ryerson 5 10/3/81
Scott Ryerson 5 10/10/81
Travis Allen 5 10/8/88
Matt Prater 5 11/2/02
Matt Prater 5 11/12/05

Season


1. Scott Ryerson 29 1981
2. Ed O'Brien 26 1987
3. Michael Torres 24 2006
Michael Torres 24 2007
5. Shawn Moffitt 23 2013
Shawn Moffitt 23 2014
7. Matthew Wright 22 2016
8. Ed O'Brien 21 1986
Franco Grilla 21 1990
Franco Grilla 21 1991
Matt Prater 21 2002

Career

1. Ed O'Brien 77 1984-87
2. Matt Prater 74 2002-05
3. Franco Grilla 71 1989-92
4. Shawn Moffitt 69 2011-14
5. Charlie Pierce 61 1993-96
6. Nick Cattoi 60 2008-11
7. Scott Ryerson 54 1980-83
8. Javier Beorlegui 50 1998-01
9. Michael Torres 48 2006-07
10. Matthew Wright 39 2015-16



SCOTT RYERSON



SHAWN MOFFITT

KICKING RECORDS



FIELD GOAL PERCENTAGE

Season (minimum 10 attempts)

1. Shawn Moffitt.....	913 (21/23).....	2013
2. Charlie Pierce.....	875 (14/16).....	1994
3. Michael Torres.....	833 (20/24).....	2007
4. Fred Waczewski.....	813 (13/16).....	1997
5. Charlie Pierce.....	778 (14/18).....	1993
Javier Beorlegui.....	778 (14/18).....	2000
7. Matthew Wright.....	773 (17/22).....	2016
8. Ed O'Brien.....	762 (16/21).....	1986
Franco Grilla.....	762 (16/21).....	1990
10. Matt Prater.....	769 (10/13).....	2003

Career (minimum 2 years/20 attempts)

1. Michael Torres.....	771 (37/48) ..	2006-07
2. Matthew Wright.....	769 (30/39) ..	2015-16
3. Shawn Moffitt.....	768 (53/69) ..	2011-14
4. Charlie Pierce.....	754 (46/61) ..	1993-96
5. Fred Waczewski.....	677 (21/31) ..	1997-98
6. Matt Prater.....	676 (50/74) ..	2002-05
7. Franco Grilla.....	662 (47/71) ..	1989-92
8. Nick Cattoi.....	650 (39/60) ..	2008-11
9. Ed O'Brien.....	649 (50/77) ..	1984-87
10. Javier Beorlegui.....	640 (32/50) ..	1998-01

LONGEST FIELD GOAL MADE

1. Ed O'Brien.....	55.....	9/7/85
2. Scott Ryerson.....	54.....	10/10/81
Darin Daly.....	54.....	10/26/08
3. Matt Prater.....	53.....	8/31/02
4. Ed O'Brien.....	52.....	11/10/84
Scott Ryerson.....	52.....	11/7/81
Charlie Pierce.....	52.....	9/28/96
7. Five players tied ...	51.....	
.....last Michael Torres,		11/04/06

FIELD GOALS MADE 50 YARDS OR MORE

Game

1. Scott Ryerson.....	2.....	10/10/81
-----------------------	--------	----------

Season

1. Scott Ryerson.....	4.....	1981
2. Scott Ryerson.....	2.....	1983
3. Scott Ryerson.....	1.....	1982
Ed O'Brien.....	1.....	1984
Ed O'Brien.....	1.....	1985
Ed O'Brien.....	1.....	1986
Franco Grilla.....	1.....	1990
Charlie Pierce.....	1.....	1996
Fred Waczewski.....	1.....	1997
Matt Prater.....	1.....	2002
Matt Prater.....	1.....	2004
Michael Torres.....	1.....	2006
Darin Daly.....	1.....	2008
Nick Cattoi.....	1.....	2009
Shawn Moffitt.....	1.....	2013
Matthew Wright.....	1.....	2016

Career

1. Scott Ryerson.....	7.....	1980-83
2. Ed O'Brien.....	3.....	1984-87
3. Matt Prater.....	2.....	2002-05
4. Franco Grilla.....	1.....	1989-92
Charlie Pierce.....	1.....	1993-96
Fred Waczewski.....	1.....	1995-98
Michael Torres.....	1.....	2006-07
Nick Cattoi.....	1.....	2008-11
Shawn Moffitt.....	1.....	2011-13
Matthew Wright.....	1.....	2015-16

PATS MADE

Game

1. Ed O'Brien.....	9.....	11/15/86
Franco Grilla.....	9.....	11/17/90
Franco Grilla.....	9.....	11/7/92
Javier Beorlegui.....	9.....	10/13/01
5. Scott Ryerson.....	8.....	11/19/83
Ed O'Brien.....	8.....	10/31/87
Charlie Pierce.....	8.....	9/24/94
Fred Waczewski.....	8.....	9/5/98
Shawn Moffitt.....	8.....	10/26/13

Season

1. Shawn Moffitt.....	59.....	2012
2. Michael Torres.....	50.....	2007
3. Shawn Moffitt.....	49.....	2013
4. Charlie Pierce.....	47.....	1994
Nick Cattoi.....	47.....	2010
6. Franco Grilla.....	45.....	1992
Charlie Pierce.....	45.....	1993
8. Matt Prater.....	44.....	2002
9. Fred Waczewski.....	43.....	1997
10. Javier Beorlegui.....	41.....	2001

Career

1. Charlie Pierce.....	159.....	1993-96
2. Shawn Moffitt.....	155.....	2011-14
3. Franco Grilla.....	142.....	1989-92
4. Ed O'Brien.....	112.....	1984-87
5. Javier Beorlegui.....	111.....	1998-01
6. Matt Prater.....	108.....	2002-05
Nick Cattoi.....	108.....	2008-11
8. Fred Waczewski.....	78.....	1997-98
9. Michael Torres.....	75.....	2006-07

PATS ATTEMPTED

Game

1. Ed O'Brien.....	9.....	11/15/86
Franco Grilla.....	9.....	11/7/92
Franco Grilla.....	9.....	11/17/90
Javier Beorlegui.....	9.....	10/13/01
5. Tom Hungerford.....	8.....	9/20/80
Scott Ryerson.....	8.....	11/19/83
Ed O'Brien.....	8.....	10/31/87
Charlie Pierce.....	8.....	9/24/94
Fred Waczewski.....	8.....	9/5/98
Shawn Moffitt.....	8.....	10/27/12
Shawn Moffitt.....	8.....	10/26/13

Season

1. Shawn Moffitt.....	64.....	2012
2. Michael Torres.....	51.....	2007
3. Nick Cattoi.....	50.....	2010
4. Shawn Moffitt.....	49.....	2013
5. Charlie Pierce.....	47.....	1993
Charlie Pierce.....	47.....	1994
Matt Prater.....	47.....	2002
8. Franco Grilla.....	45.....	1992
Fred Waczewski.....	45.....	1997
10. Javier Beorlegui.....	42.....	2001

Career

1. Charlie Pierce.....	163.....	1993-96
2. Shawn Moffitt.....	160.....	2011-14
3. Franco Grilla.....	148.....	1989-92
4. Ed O'Brien.....	118.....	1984-87
5. Javier Beorlegui.....	117.....	1998-01
Matt Prater.....	117.....	2002-05
7. Nick Cattoi.....	114.....	2008-11
8. Fred Waczewski.....	84.....	1997-98
9. Michael Torres.....	76.....	2006-07

CONSECUTIVE PATS MADE

1. Franco Grilla.....	103.....	1990-92
2. Charlie Pierce.....	81.....	1993-94
Shawn Moffitt.....	81.....	2012-14
4. Michael Torres.....	67.....	2006-07
5. Javier Beorlegui.....	60.....	1999-00
6. Ed O'Brien.....	52.....	1986-87
7. Javier Beorlegui.....	40.....	2001

PERCENTAGE OF PATS MADE

Season (minimum 25 attempts)

1. Ed O'Brien.....	1.000 (30/30).....	1987
Franco Grilla.....	1.000 (31/31).....	1991
Franco Grilla.....	1.000 (45/45).....	1992
Charlie Pierce.....	1.000 (47/47).....	1994
Michael Torres.....	1.000 (25/25).....	2006
Shawn Moffitt.....	1.000 (49/49).....	2013
Shawn Moffitt.....	1.000 (30/30).....	2014
8. Michael Torres.....	980 (50/51).....	2007
9. Javier Beorlegui.....	976 (41/42).....	2001
10. Javier Beorlegui.....	975 (39/40).....	2000

Career (minimum 2 years/50 attempts)

1. Michael Torres.....	987 (75/76).....	2006-07
2. Charlie Pierce.....	975 (159/163).....	1993-96
3. Shawn Moffitt.....	969 (155/160).....	2011-14
4. Matthew Wright.....	966 (56/58).....	2015-16
5. Franco Grilla.....	959 (142/148).....	1989-92
6. Ed O'Brien.....	949 (112/118).....	1984-87
Javier Beorlegui.....	949 (111/117).....	1998-01
8. Nick Cattoi.....	947 (108/114).....	2008-11
9. Fred Waczewski.....	929 (78/84).....	1997-98
10. Matt Prater.....	923 (108/117).....	2002-05

OPPONENT SINGLE GAME

KICKING RECORDS

Most Field Goals

5.....	Danny Hrapmann, Southern Miss	
.....		11/12/11

Most Field Goals Attempted

5.....	3 Times
--------	---------

Longest Field Goal

64.....	Jose Martinez, UTEP.....	9/7/08
---------	--------------------------	--------

Most PATS

8.....	Pat Tyler, VMI.....	9/25/82
8.....	Rick Wilson, Stephen F. Austin	
.....		10/26/85
8.....	Ty Cummings, Houston.....	10/24/15

PUNTING RECORDS



TEAM RECORDS

Single Game

Most Punts

UCF	11	USF, 10/13/07
	11	Ark State, 12/17/16
Both Teams	23	Ark State, 12/17/16
Opponent	12	Miles, 10/3/81
	12	Nicholls State, 10/17/92
	12	Ark State, 12/17/16

Most Punting Yards

UCF	463	USF, 10/13/07
Both Teams	904	Ark State, 12/17/16
Opponent	476	Millersville, 11/16/91

Highest Avg. Per Punt (min. 5 punts)

UCF	55.7	Virginia Tech, 8/31/03
Opponent	53.8	SE Louisiana, 9/17/83

Single Season

Most Punts

UCF	90	2008
Opponent	90	2016

Most Punts Per Game

UCF	7.8	1982
Opponent	6.9	2016

Fewest Punts

UCF	27	1998
Opponent	43	2006

Fewest Punts Per Game

UCF	2.5	1998
Opponent	3.6	2006

Most Yards Punting

UCF	3,560	2008
Opponent	3,540	2016

Fewest Yards Punting

UCF	982	1998
Opponent	1,779	1993

Highest Yards Per Punt

UCF	46.1	2003
Opponent	41.1	2013

Lowest Yards Per Punt

UCF	32.1	1991
Opponent	33.7	1986

OPPONENT SINGLE GAME

PUNTING RECORDS

Most Punts

12	Skip Shelton, Nicholls State	10/17/92
12	Will Johnson, Miles	10/3/81
12	Damon Foncham, Ark St.	12/17/16

Most Yards Punting

476	Doug Joyce, Millersville	11/16/91
-----	--------------------------	----------

Highest Average Yards Per Punt (min. 5 punts)

53.8	Bret Wright, SE Louisiana	9/17/83
------	---------------------------	---------

Longest Punt

73	Andy Pollock, Bowling Green	11/16/96
----	-----------------------------	----------

INDIVIDUAL RECORDS

LONGEST PUNT

1.	Glenn McCombs	77	10/29/83
2.	Matt Prater	74	10/11/03
3.	Matt Prater	71	8/31/03
	Caleb Houston	71	10/5/13
5.	Caleb Houston	70	10/11/16
6.	Charlie Pierce	70	10/30/93
	Blake Clingan	70	11/7/09
8.	Charlie Pierce	69	11/18/95
9.	Javier Beorlegui	68	9/1/01
	Matt Prater	68	11/28/03

PUNTS

Game

1.	Blake Clingan	11/463	10/13/07
	Blake Clingan	11/418	10/11/08
3.	Doug Friedlander	10/404	10/17/81
	Charlie Pierce	10/449	9/14/96
	Caleb Houston	10/449	11/19/15
	Caleb Houston	10/440	12/17/16
7.	Doug Friedlander	9/370	9/11/82
	Doug Friedlander	9/383	9/18/82
	Dana Thyhsen	9/305	10/2/82
	Dana Thyhsen	9/353	10/30/82
	Glenn McCombs	9/418	10/29/83
	Glenn McCombs	9/431	9/8/84
	Glenn McCombs	9/354	9/29/84
	Ed O'Brien	9/312	11/3/84
	Aaron Horne	9/345	9/9/06
	Jim Hogan	9/330	10/26/85
	Jim Hogan	9/354	10/11/86
	Javier Beorlegui	9/409	9/2/00
	Aaron Horne	9/331	10/30/04
	Aaron Horne	9/395	11/6/04
	Blake Clingan	9/368	9/6/08
	Blake Clingan	9/320	10/26/08
	Jamie Boyle	9/345	9/29/12
	Jamie Boyle	9/336	11/17/12
	Caleb Houston	9/414	11/12/16
	Caleb Houston	9/389	11/19/16

Season

1.	Blake Clingan	88/3,560	2008
2.	Caleb Houston	74/3,117	2016
3.	Aaron Horne	66/2,554	2004
4.	Blake Clingan	65/2,422	2009
	Caleb Houston	65/2,874	2015
6.	Jamie Boyle	60/2,434	2012
7.	Blake Clingan	59/2,404	2007
8.	Matt Prater	58/2,781	2003
9.	Caleb Houston	54/2,103	2014
10.	Glenn McCombs	52/1,996	1984
	Aaron Horne	52/2,197	2005

Career

1.	Blake Clingan	251/10,017	2007-10
2.	Caleb Houston	234/9,826	2013-16
3.	Charlie Pierce	173/7,111	1993-96
4.	Aaron Horne	162/6,493	2004-06
5.	Javier Beorlegui	151/6,209	1998-01
6.	Russ Salerno	112/3,852	1989-91
7.	Glenn McCombs	100/4,123	1983-84
8.	Jim Hogan	89/3,384	1985-86
9.	Barrie Kee	87/3,284	1987-88
10.	Doug Friedlander	81/3,067	1981-82

PUNT YARDAGE

Game

1.	Blake Clingan	463/11	10/13/07
2.	Charlie Pierce	449/10	9/14/96
	Caleb Houston	449/10	11/19/15
4.	Caleb Houston	440/10	12/17/16
5.	Glenn McCombs	431/9	9/8/84
6.	Matt Prater	419/8	11/1/03
7.	Glenn McCombs	418/9	10/29/83
	Blake Clingan	418/11	10/11/08
9.	Caleb Houston	414/9	11/12/16
10.	Javier Beorlegui	409/9	9/2/00

Season

1.	Blake Clingan	3,560/88	2008
2.	Caleb Houston	3,117/74	2016
3.	Caleb Houston	2,874/634	2015
4.	Matt Prater	2,781/58	2003
5.	Aaron Horne	2,554/66	2004
6.	Jamie Boyle	2,434/60	2012
7.	Blake Clingan	2,422/65	2009
8.	Blake Clingan	2,404/59	2007
9.	Aaron Horne	2,197/52	2005
10.	Charlie Pierce	2,159/49	1996

Career

1.	Blake Clingan	10,017/251	2007-10
2.	Caleb Houston	9,826/234	2013-16
3.	Charlie Pierce	7,111/173	1993-96
4.	Aaron Horne	6,493/163	2004-06
5.	Javier Beorlegui	6,209/151	1998-01
6.	Glenn McCombs	4,123/100	1983-84
7.	Russ Salerno	3,852/112	1989-91
8.	Jim Hogan	3,384/89	1985-86
9.	Barrie Kee	3,284/87	1987-88
10.	Doug Friedlander	3,067/81	1981-82

AVERAGE YARDAGE PER PUNT

Game (minimum 5 punts)

1.	Matt Prater	57.6 (403/7)	10/11/03
2.	Matt Prater	55.7 (334/6)	8/31/03
3.	Matt Prater	52.4 (419/8)	11/1/03
	Caleb Houston	52.2 (313/6)	10/5/13
5.	Mac Loudermilk	50.0 (350/7)	10/24/15
6.	Glenn McCombs	49.6 (347/7)	11/5/83
7.	Caleb Houston	49.2 (295/6)	9/12/15
8.	Charlie Pierce	49.0 (245/5)	10/30/93
9.	Matt Prater	48.8 (244/5)	11/19/03
10.	Glenn McCombs	48.6 (243/5)	10/15/83

Season (minimum 25 punts)

1.	Matt Prater	47.9 (58/2,781)	2003
2.	Caleb Houston	44.2 (65/2,874)	2015
3.	Charlie Pierce	44.2 (234/9,826)	1996
4.	Marek Butcher	43.9 (49/2,149)	1997
5.	Javier Beorlegui	43.5 (46/2,001)	2001
6.	Aaron Horne	42.3 (52/2,197)	2005
7.	Caleb Houston	42.2 (41/1,732)	2013
8.	Caleb Houston	42.1 (74/3,117)	2016
9.	Ryan Flinn	41.8 (40/1,673)	2002
10.	Blake Clingan	41.8 (39/1,631)	2010

Career (minimum 2 years/50 punts)

1.	Matt Prater	47.6 (64/3,044)	2002-05
2.	Caleb Houston	42.0 (234/9,826)	2013-16
3.	Glenn McCombs	41.2 (100/4,123)	1983-84
4.	Charlie Pierce	41.1 (173/7,111)	1993-96
5.	Javier Beorlegui	41.1 (151/6,209)	1998-01
6.	David Bohner	40.7 (50/2,033)	2010-11
7.	Aaron Horne	40.1 (162/6,493)	2004-06
8.	Blake Clingan	39.9 (251/10,017)	2007-10
9.	Jim Hogan	38.0 (89/3,384)	1985-86

KICK/PUNT RETURN RECORDS



TEAM RECORDS

Single Game

Most Punts Returned

UCF.....	8	NW Missouri St., 10/24/87
Both Teams.....	11	Alabama A&M, 10/17/81
.....	11	SE Louisiana, 9/18/82
.....	11	Ark State, 12/16/17
Opponent.....	9	Alabama A&M, 10/17/81

Most Punt Return Yards

UCF.....	158	NW Missouri St., 10/24/87
Both Teams.....	176	Alabama A&M, 10/17/81
Opponent.....	155	Alabama A&M, 10/17/81

Most Kicks Returned

UCF.....	11	Nicholls State, 10/23/82
Both Teams.....	14	Grand Valley State, 10/31/87
.....	14	Western Kentucky, 9/24/94
Opponent.....	11	Grand Valley State, 10/31/87

Most Kick Return Yards

UCF.....	240	East Carolina, 10/6/07
Both Teams.....	436	East Carolina, 10/6/07
Opponent.....	203	Mississippi State, 10/25/97
.....	203	SMU, 11/22/14

Single Season

Most Punts Returned

UCF.....	38	1990
Opponent.....	39	1982

Fewest Punts Returned

UCF.....	12	1982, '15
Opponent.....	11	1998

Most Yards Returned

UCF.....	463	2005
Opponent.....	449	1984

Fewest Yards Returned

UCF.....	15	1983
Opponent.....	32	2009

Highest Average Per Punt Return

UCF.....	16.5	2005
Opponent.....	14.6	2011

Lowest Average Per Punt Return

UCF.....	-0.8	1983
Opponent.....	2.3	2009

Most Kick Returns

UCF.....	65	2015
Opponent.....	89	2007

Fewest Kick Returns

UCF.....	25	1981
Opponent.....	24	1982

Most Kick Return Yds

UCF.....	1,492	2015
Opponent.....	1,822	2007

Fewest Kick Return Yds

UCF.....	508	2000
Opponent.....	532	1989

Highest Avg. Per Kick Return

UCF.....	27.8	2010
Opponent.....	25.3	2001

Lowest Avg. Per Kick Return

UCF.....	15.4	2000
Opponent.....	13.0	1989

INDIVIDUAL RECORDS

PUNT RETURNS

Game

1. Sean Beckton.....	8/158	10/24/87
2. Mike Dickinson.....	7/32	10/27/90
3. Mike Dickinson.....	7/100	11/16/91
4. Neil Beasley.....	6/94	11/15/86
5. Mike Dickinson.....	6/37	9/15/90
6. Mike Dickinson.....	6/100	8/31/91
7. Todd Cleveland.....	6/64	10/11/97
8. Joe Burnett.....	6/54	12/1/07
9. Joe Burnett.....	6/52	10/11/08
10. Rocky Ross.....	6/91	9/5/09

Season (Punt Returns)

1. Mike Dickinson.....	32/223	1990
2. Mike Dickinson.....	31/387	1991
3. Joe Burnett.....	31/331	2007
4. Joe Burnett.....	28/463	2005
5. Joe Burnett.....	26/378	2008
6. Chris Johnson.....	26/168	2016
7. Asante Samuel.....	25/275	2000
8. J.J. Worton.....	25/266	2012
9. Todd Cleveland.....	22/183	1997
10. Siaha Burley.....	21/293	1998

Career

1. Joe Burnett.....	96/1,304	2005-08
2. Mike Dickinson.....	85/717	1989-92
3. J.J. Worton.....	72/740	2011-14
4. Asante Samuel.....	63/673	1999-02
5. Mark Whittemore.....	43/420	1991-94
6. Tavaris Capers.....	40/372	2001-04
7. Todd Cleveland.....	35/307	1994-97
8. Chris Johnson.....	32/209	2015-16
9. Sean Beckton.....	27/314	1987-90
10. Josh Robinson.....	27/355	2009-11

LONGEST PUNT RETURN

1. Siaha Burley.....	91 (TD)	11/21/98
2. Mike Dickinson.....	86 (TD)	8/31/91
3. Joe Burnett.....	83 (TD)	12/1/07
4. Neil Beasley.....	72 (TD)	11/15/86
5. Mike Dickinson.....	70 (TD)	9/28/91
6. Mark Whittemore.....	70 (TD)	10/15/94
7. Joe Burnett.....	68 (TD)	12/3/05

PUNT RETURN YARDAGE

Game

1. Sean Beckton.....	158/8	10/24/87
2. Siaha Burley.....	125/3	11/21/98
3. Mike Dickinson.....	100/6	8/31/91
4. Mike Dickinson.....	100/7	11/16/91
5. Neil Beasley.....	94/6	11/15/86
6. Todd Cleveland.....	94/4	10/19/96
7. Rocky Ross.....	91/6	9/5/09
8. Sean Beckton.....	84/3	11/17/90
9. Joe Burnett.....	83/1	12/1/07
10. Joe Burnett.....	83/5	8/30/08

Season

1. Joe Burnett.....	463/28	2005
2. Joe Burnett.....	378/26	2008
3. Mike Dickinson.....	387/31	1991
4. Joe Burnett.....	331/31	2007
5. Josh Robinson.....	304/20	2010
6. Siaha Burley.....	293/21	1998
7. J.J. Worton.....	266/25	2012
8. Asante Samuel.....	233/19	2002
9. Mike Dickinson.....	223/32	1990
10. Mark Whittemore.....	216/20	1994

Career

1. Joe Burnett.....	1,304/96	2005-08
2. J.J. Worton.....	740/72	2011-14
3. Mike Dickinson.....	717/85	1989-92
4. Asante Samuel.....	673/63	1999-02
5. Mark Whittemore.....	420/43	1991-94
6. Tavaris Capers.....	372/40	2001-04
7. Josh Robinson.....	355/27	2009-11
8. Sean Beckton.....	314/27	1987-90
9. Todd Cleveland.....	307/35	1994-97

AVERAGE PER PUNT RETURN

Game (minimum of 5 returns)

1. Sean Beckton.....	19.8 (158/8).....	10/24/87
2. Mike Dickinson.....	16.7 (100/6).....	8/31/91
3. Neal Beasley.....	15.7 (94/6).....	11/15/86
4. Joe Burnett.....	15.2 (76/5).....	9/22/07
5. Rocky Ross.....	15.1 (91/6).....	9/5/09
6. John Scargle.....	14.6 (73/5).....	11/7/81
7. Mike Dickinson.....	14.3 (100/7).....	11/16/91

Season (minimum of 15 returns)

1. Joe Burnett.....	16.5 (463/28).....	2005
2. Josh Robinson.....	15.2 (304/20).....	2010
3. Joe Burnett.....	14.5 (378/26).....	2008
4. Siaha Burley.....	14.0 (293/21).....	1998
5. Mike Dickinson.....	12.5 (387/31).....	1981
6. Asante Samuel.....	12.3 (233/19).....	2002
7. Sean Beckton.....	12.2 (208/17).....	1987
8. Mark Whittemore.....	10.8 (216/20).....	1994
9. Joe Burnett.....	10.7 (331/31).....	2007
10. J.J. Worton.....	10.6 (266/25).....	2012

Career (minimum 2 years/20 returns)

1. Siaha Burley.....	14.0 (293/21).....	1997-98
2. Joe Burnett.....	13.6 (1,304/96).....	2005-08
3. Josh Robinson.....	13.1 (355/27).....	2009-11
4. Sean Beckton.....	11.6 (314/27).....	1987-90
5. A.J. Guyton.....	10.9 (228/21).....	2007-11
6. Tim Kiggins.....	10.7 (236/22).....	1979-80
7. Asante Samuel.....	10.7 (673/63).....	1999-02
8. J.J. Worton.....	10.3 (740/72).....	2011-14
9. Mark Whittemore.....	9.8 (420/43).....	1991-94
10. Tavaris Capers.....	9.3 (372/40).....	2001-04

PUNT RETURN TOUCHDOWNS

Game

1. Jeff Farmer.....	1 (30 yds)* ..	10/20/84
David Aalls.....	1 (11 yds)* ..	11/1/86
Neil Beasley.....	1 (72 yds).....	11/15/86
Eric Jones.....	1 (5 yds)* ..	11/18/85
Sean Beckton.....	1 (60 yds).....	11/17/90
Mike Dickinson.....	1 (86 yds).....	8/31/91
Mike Dickinson.....	1 (58 yds).....	9/7/91
Mike Dickinson.....	1 (70 yds).....	9/28/91
Louis Lubin.....	1 (11 yds)* ..	11/13/93
Mark Whittemore.....	1 (70 yds).....	10/15/94
Siaha Burley.....	1 (91 yds).....	11/21/98
Thad Ward.....	1 (6 yds)* ..	9/25/99
Thad Ward.....	1 (0 yds)* ..	11/13/99
Ricot Joseph.....	1 (3 yds)* ..	11/20/99
Alphonzo Hopkins.....	1 (2 yds)* ..	11/23/02
Tavaris Capers.....	1 (52 yds).....	10/4/03
Tavaris Capers.....	1 (54 yds).....	9/18/04
Joe Burnett.....	1 (58 yds).....	11/19/05
Joe Burnett.....	1 (68 yds).....	12/3/05
Blake Carter.....	1 (31 yds)* ..	9/9/06
Augustus Ashley.....	1 (37 yds)* ..	9/29/07
Joe Burnett.....	1 (83 yds).....	12/1/07

* After blocked

KICK/PUNT RETURN RECORDS



Season

1. Mike Dickinson.....	3	1991
2. Thad Ward	2	1999
Joe Burnett.....	2	2005

Career

1. Mike Dickinson.....	3	1989-92
Joe Burnett.....	3	2005-08
3. Thad Ward	2	1999-01
Tavaris Capers	2	2001-04
5. 13 tied with one			

KICK RETURNS

Game

1. Ted Wilson	7/213	10/13/84
Mark Whittemore.	7/188	9/21/91
Curtis Francis.....	7/184	10/13/07
Joe Burnett.....	7/175	9/20/08
5. Shawn Jefferson ...	6/140	10/1/88
Mark Whittemore.	6/94	9/7/91
Mark Whittemore.	6/140	9/18/93
Doug Gabriel.....	6/122	10/12/02
Quincy McDuffie...	6/126	10/17/09
Quincy McDuffie...	6/171	12/19/09
Tristan Payton	6/130	10/24/15
Tristan Payton	6/152	11/19/15
Tristan Payton	6/116	11/26/15

Season

1. Ted Wilson	40/952	1984
2. Quincy McDuffie...	39/944	2009
3. Mark Whittemore.	33/679	1991
4. Doug Gabriel.....	31/632	2002
5. Tristan Payton	30/726	2015
6. Rannell Hall.....	29/689	2013
7. Quincy McDuffie...	27/869	2010
8. Mark Whittemore.	26/662	1992
Mark Whittemore.	26/591	1993
Luther Huggins.....	26/653	2003
Joe Burnett.....	26/745	2008

Career

1. Quincy McDuffie ...	90/2,501	2009-12
2. Ted Wilson	89/2,121	1983-86
3. Mark Whittemore.	86/1,932	1991-94
4. Rannell Hall.....	82/2,083	2011-14
5. Curtis Francis.....	75/1,674	2004-07
6. Luther Huggins.....	67/1,567	2001-04
7. Todd Cleveland.....	51/1,270	1994-97
8. Edward Mack	50/1,033	1996-00
9. Shawn Jefferson ...	42/837	1988-90
10. Doug Gabriel.....	37/795	2001-02

LONGEST KICK RETURN

1. Ted Wilson	100 (TD)	9/17/83
Ted Wilson	100 (TD)	10/13/84
Todd Cleveland.....	100 (TD)	9/17/94
Adrian Killins.....	100 (TD)	10/1/16
4. Todd Cleveland.....	99 (TD)	11/19/94
Khymest Williams .	99 (TD)	11/17/07
Quincy McDuffie...	99 (TD)	10/4/12
7. Quincy McDuffie ..	98 (TD)	10/27/12
8. Quincy McDuffie...	97 (TD)	10/27/12
9. Quincy McDuffie...	95 (TD)	9/5/09
Quincy McDuffie...	95 (TD)	11/20/10

AVERAGE PER KICK RETURN

Game (minimum of five returns)

1. Curtis Francis.....	40.6 (203/5)	...	10/6/07
2. Paul Miranda.....	39.6 (198/5)	...	9/5/98
3. Rannell Hall.....	36.8 (184/5)	...	11/19/11
4. Ted Wilson	30.4 (213/7)	...	10/13/84
5. Rannell Hall.....	29.6 (148/5)	...	11/3/11
6. Quincy McDuffie...	28.5 (171/6)	...	12/19/09
7. Jordan Akins.....	28.4 (142/5)	...	8/30/14
8. Rannell Hall.....	27.6 (138/5)	...	11/12/11
9. Mark Whittemore.	26.9 (188/7)	...	9/21/91
10. Curtis Francis.....	26.3 (184/7)	...	10/13/07

Season (minimum of 15 returns)

1. Quincy McDuffie...	34.2 (582/17)	2012
2. Quincy McDuffie...	32.2 (869/27)	2010
3. Rannell Hall.....	31.0 (714/23)	2011
4. Paul Miranda.....	30.7 (644/21)	1998
5. Ted Wilson	29.3 (732/25)	1983
6. Curtis Francis.....	29.2 (643/22)	2007
7. Mark Whittemore.	25.5 (662/26)	1992
8. Luther Huggins.....	25.1 (653/26)	2003
Adrian Killins.....	25.1 (451/18)	2016
10. Jordan Akins.....	24.2 (363/15)	2014
Tristan Payton	24.2 (726/30)	2015

Career (minimum 2 years/20 returns)

1. Paul Miranda.....	33.3 (732/22)	1997-98
2. Joe Burnett.....	28.7 (745/26)	2005-08
3. Quincy McDuffie...	27.8 (2,501/90)	2009-12
4. Khymest Williams .	26.3 (710/27)	2007-11
5. Rannell Hall.....	25.4 (2,083/82)	2011-14
6. Todd Cleveland.....	24.9 (1,270/51)	1994-97
7. Luther Huggins.....	23.4 (1,567/67)	2001-04
8. Ted Wilson	23.8 (2,121/89)	1983-86
9. Tristan Payton	22.6 (905/40)	2015-16
10. Mark Whittemore.	22.5 (1,932/86)	1991-94

KICK RETURN YARDAGE

Game

1. Ted Wilson	213/7	10/13/84
2. Curtis Francis.....	203/5	10/6/07
3. Paul Miranda.....	198/5	9/5/98
4. Quincy McDuffie...	195/2	10/27/12
5. Mark Whittemore.	188/7	9/21/91
6. Curtis Francis.....	184/7	10/13/07
Rannell Hall.....	184/5	11/19/11
8. Ted Wilson	177/4	10/15/83
Rannell Hall.....	177/4	11/29/13
10. Joe Burnett.....	175/7	9/20/08

Season

1. Ted Wilson	952/40	1984
2. Quincy McDuffie...	944/39	2009
3. Quincy McDuffie...	869/27	2010
4. Joe Burnett.....	745/26	2008
5. Ted Wilson	732/25	1983
6. Tristan Payton	726/30	2015
7. Rannell Hall.....	714/23	2011
8. Rannell Hall.....	689/29	2013
9. Mark Whittemore.	679/33	1991
10. Mark Whittemore.	662/26	1992

Career

1. Quincy McDuffie...	2,501/90	2009-12
2. Ted Wilson	2,121/89	1983-86
3. Rannell Hall.....	2,083/82	2011-14
4. Mark Whittemore.	1,932/86	1991-94
5. Curtis Francis.....	1,674/75	2004-07
6. Luther Huggins.....	1,567/67	2001-04
7. Todd Cleveland.....	1,270/51	1994-97
8. Edward Mack	1,033/50	1996-00
9. Tristan Payton	905/40	2015-16
10. Shawn Jefferson ...	837/42	1988-90

KICK RETURN TOUCHDOWNS

Game

1. Quincy McDuffie ..	2 (98, 97 yds)	...	10/27/12
2. Ted Wilson	1 (100 yds)	9/17/83
Ted Wilson.....	1 (100 yds)	10/13/84
Todd Cleveland.....	1 (100 yds)	9/17/94
Adrian Killins.....	1 (100 yds)	10/1/16
Todd Cleveland.....	1 (89 yds)	9/24/94
Todd Cleveland.....	1 (99 yds)	11/19/94
Todd Cleveland.....	1 (93 yds)	10/12/96
Paul Miranda.....	1 (88 yds)	11/22/97

Curtis Francis.....	1 (93 yds)	10/6/07
Khymest Williams.	1 (99 yds)	11/17/07
Joe Burnett.....	1 (91 yds)	9/6/08
Joe Burnett.....	1 (91 yds)	10/11/08
Quincy McDuffie...	1 (95 yds)	9/5/09
Quincy McDuffie...	1 (93 yds)	9/11/10
Quincy McDuffie...	1 (95 yds)	11/20/10
Latavius Murray...	1 (69 yds)	11/12/11
Quincy McDuffie...	1 (99 yds)	10/4/12
Michael Easton....	1 (96 yds)	11/22/14

Season

1. Todd Cleveland....	3	1994
Quincy McDuffie...	3	2012
3. Joe Burnett.....	2	2008
Quincy McDuffie...	2	2010
5. Ted Wilson.....	1	1983
Ted Wilson.....	1	1984
Todd Cleveland....	1	1996
Paul Miranda.....	1	1997
Curtis Francis.....	1	2007
Khymest Williams .	1	2007
Quincy McDuffie...	1	2009
Michael Easton....	1	2014
Adrian Killins.....	1	2016

Career

1. Quincy McDuffie ..	6	2009-12
2. Todd Cleveland....	4	1994-97
3. Ted Wilson.....	2	1983-86
Joe Burnett.....	2	2005-08
5. Paul Miranda.....	1	1996-98
Curtis Francis.....	1	2004-07
Khymest Williams .	1	2007-11
Latavius Murray...	1	2008-12
Michael Easton....	1	2014
Adrian Killins.....	1	2016

OPPONENT SINGLE GAME PUNT/KICK

RETURN RECORDS

Most Punt Returns

7.....	Marvius Hester, Georgia Tech..	9/2/00
--------	--------------------------------	--------

Most Punt Return Yards

141.....	Richard Crawford, SMU.....	10/15/11
----------	----------------------------	----------

Highest Avg. Yards Per Punt Return

(minimum two returns)

59.5.....	Keyon Laws, Ball State.....	9/21/96
-----------	-----------------------------	---------

Longest Punt Return

92.....	Richard Crawford, SMU.....	10/15/11
---------	----------------------------	----------

Touchdowns on Punt Returns

1.....	Numerous Times	
--------	----------------	--

Most Kick Returns

8.....	Earnest Williams, Memphis...	9/22/07
--------	------------------------------	---------

Most Kick Return Yards

197...	Danny Copeland, EKU.....	10/18/86
--------	--------------------------	----------

197...	Robert Issac, Miss. State	10/25/97
--------	---------------------------------	----------

Highest Avg. Yardage Per Kick Return

(minimum two returns)

56.5.....	Glen Farris, Alabama A&M...	10/16/82
-----------	-----------------------------	----------

Longest Kick Return

97.....	Glen Farris, Alabama A&M...	10/16/82
---------	-----------------------------	----------

97.....	Danny Copeland, E. Kentucky..	10/18/86
---------	-------------------------------	----------

97.....	Bert Rich, Maine.....	11/18/95
---------	-----------------------	----------

97.....	Lowell Robinson, Pittsburgh..	10/13/06
---------	-------------------------------	----------

Touchdowns on Kick Returns

1.....	Numerous Times	
--------	----------------	--

DEFENSIVE RECORDS



TEAM RECORDS

Single Game

Most Interceptions

UCF 5..... Numerous times
 First time vs. St. Leo, 9/20/80
 Last time vs. Bethune-Cookman, 9/12/92

Both Teams 8. Bethune-Cookman, 9/12/92
 8..... Nicholls State, 10/17/92

Opponent 6..... Numerous times
 First time vs. Bethune-Cookman, 10/3/82
 Last time vs. Nicholls State, 10/17/92

Most Fumbles

UCF 7..... William & Mary, 8/29/96
 Both Teams 14..... Carson-Newman, 11/6/82
 Opponent 10..... Carson-Newman, 11/6/82

Most Fumbles Lost

UCF 6..... Northern Illinois, 10/7/00
 Both Teams 8..... Carson-Newman, 9/3/80
 Opponent 6..... Carson-Newman, 11/6/82

Most Quarterback Sacks

UCF 9..... Eastern Kentucky, 10/14/00
 Both Teams 13..... Louisiana, 10/24/98
 Opponent 9... Louisiana-Monroe, 11/1/97
 9..... Akron, 10/16/04

Single Season

Most Quarterback Sacks

UCF 56..... 1993
 Opponent 50..... 2004

Fewest QB Sacks

UCF 9..... 1982
 Opponent 7..... 1988

Most Interceptions

UCF 24..... 2007
 Opponent 25..... 1982

Fewest Interceptions

UCF 4..... 2015
 Opponent 6..... 1982, '96

Most INT Return Yards

UCF 392..... 2007
 Opponent 365..... 1985

Fewest INT Return Yards

UCF 28..... 2003
 Opponent 45..... 2012

Most Fumbles

UCF 35..... 1982, '83
 Opponent 40..... 1982

Fewest Fumbles

UCF 13..... 1997, '12
 Opponent 13..... 2011

Most Fumbles Lost

UCF 21..... 1985
 Opponent 24..... 1982

Fewest Fumbles Lost

UCF 7..... 1997
 Opponent 4..... 2007

Most PAT Blocks

UCF 3..... 2016
 Opponent 5..... 2012

Most Field Goal Blocks

UCF 4..... 2003
 Opponent 3..... 1999

Most Punt Blocks

UCF 7..... 1985
 Opponent 2..... 2014

Most Total Blocks

UCF 8..... 1985
 Opponent 8..... 2012

INDIVIDUAL RECORDS

TACKLES

Game

1. Bill Giovanetti 23 11/17/79
 Tito Rodriguez 23 11/10/01
 3. Wyatt Bogan 22 10/18/86
 Donnell Washington 22 9/13/97
 Deaubrey Devine 22 9/13/97
 Damian Demps 22 10/28/00
 7. Moses Ashley 21 10/20/80
 Gary Slager 21 11/17/80
 Eddie James 21 11/21/81
 Darrell Rudd 21 10/15/83
 Rick Hamilton 21 10/31/92

Season

1. Darrell Rudd 150 1983
 2. Rick Hamilton 149 1992
 3. Wyatt Bogan 143 1986
 Tito Rodriguez 143 2001
 5. Jimmy Goodman 142 1987
 6. Rick Hamilton 139 1991
 7. Wyatt Bogan 127 1988
 Stanford Rhule 127 2002
 9. Kemal Ishmael 124 2012
 10. Mike Coad 123 1987

Career

1. Rick Hamilton 443 1989-92
 2. Bill Giovanetti 429 1979-82
 3. Clayton Geathers 383 2010-14
 4. Kemal Ishmael 368 2009-12
 5. Nakia Reddick 354 1993-96
 6. Darrell Rudd 347 1981-84
 7. Wyatt Bogan 341 1984-88
 8. Terrance Plummer 334 2011-14
 9. Jason Venson 322 2005-08
 10. Tito Rodriguez 321 1998-01

TACKLES FOR LOSS (INCLUDING SACKS)

Game

1. Bobby Spitulski 7 11/2/91
 Greg Jefferson 7 10/16/93
 Greg Jefferson 7 11/13/93
 Charles Anderson 7 10/2/93
 Jermaine Benoit 7 10/19/96
 6. Moses Ashley 6 10/20/80
 7. M. O'Shaughnessy 5 11/3/79
 Ed Gantner 5 10/20/80
 Elton Patterson 5 10/21/00
 Elton Patterson 5 10/6/01
 Stanford Rhule 5 9/7/02

Season

1. Jermaine Benoit 24.5 1997
 2. Elton Patterson 21 2001
 3. Greg Jefferson 20 1993
 Justen Moore 20 1998
 Shaquem Griffin 20 2016
 6. Elton Patterson 19 2000
 7. Darrell Rudd 18 1984
 Bruce Miller 18 2009
 9. Tarveres Tate 17 1996
 Bruce Miller 17 2008

Career

1. Elton Patterson 59.5 1999-02
 2. Bruce Miller 57.5 2007-10
 3. Darrell Rudd 56.5 1981-84
 4. Tarveres Tate 48 1993-96
 5. Justen Moore 47.5 1996-99
 6. Bobby Spitulski 46 1988-91
 7. Greg Jefferson 42 1991-94
 8. Jermaine Benoit 41.5 1994-97
 9. Josh McKibben 34 1998-01
 10. Emil Ekiyor 32.5 1992-93, '95

FUMBLES RECOVERED

Game

1. Darrell Rudd 3 10/9/82
 2. Jim Bray 2 10/10/81
 Jay Shapiro 2 9/11/82
 Paul Brock 2 10/26/85
 Darryl Lattimore 2 10/22/94
 Jermaine Benoit 2 11/2/96
 Asante Samuel 2 11/10/01
 Chad Mascoe 2 9/7/02
 Derrick Hallman 2 10/24/09
 Ronnie Weaver 2 11/21/09
 T.J. Mutcherson 2 10/17/15

Season

1. Darrell Rudd 6 1982
 2. Jeff Farmer 5 1983
 3. Mike Grissom 4 1988
 Steve Spears 4 1988
 Allen Powell 4 1995
 Jameil McWhorter 4 1997

Career

1. Darrell Rudd 11 1981-84
 2. Brandon Alexander 7 2011-14
 3. Jeff Farmer 6 1983-84
 Kemal Ishmael 6 2009-12
 5. Corris Ervin 5 1984-87
 Steve Spears 5 1986-88
 Mike Grissom 5 1986-89
 Emil Ekiyor 5 1992-95
 Allen Powell 5 1992-95
 Darryl Lattimore 5 1993-95
 Tarveres Tate 5 1993-95
 Jameil McWhorter 5 1994-97
 Derrick Hallman 5 2007-10

FORCED FUMBLES

Game

1. Nakia Reddick 2 11/02/96
 Tony Hardman 2 10/16/99
 Tony Hardman 2 9/23/00
 Willie Davis 2 10/14/00
 Elliot Shorter 2 9/29/01
 Lawrence Young 2 9/15/07
 Jarvis Geathers 2 9/19/09
 Cory Hogue 2 10/26/09
 Derrick Hallman 2 9/18/10
 Troy Davis 2 9/15/12
 E.J. Dunston 2 11/10/12
 Thomas Niles 2 12/26/14
 Errol Clarke 2 11/12/16

DEFENSIVE RECORDS



Season

1. Greg Jefferson.....	5	1993
Tony Hardman.....	5	2000
Elton Patterson.....	5	2001
4. Nakia Reddick.....	4	1996
Jameil McWhorter....	4	1997
Deon Porter.....	4	1998
Derrick Hallman.....	4	2010
8. Emil Ekiyor.....	3	1992
Nakia Reddick.....	3	1993
Emil Ekiyor.....	3	1993
Emil Ekiyor.....	3	1995
Nakia Reddick.....	3	1995
Josh McKibben.....	3	1999
Willie Davis.....	3	2000
Elliot Shorter.....	3	2001
Stanford Rhule.....	3	2002
Jarvis Geathers.....	3	2009
Kemal Ishmael.....	3	2012
Troy Davis.....	3	2012
E.J. Dunston.....	3	2012

Career

1. Nakia Reddick.....	10	1993-96
2. Emil Ekiyor.....	9	1992-95
Elton Patterson.....	8	1999-02
4. Greg Jefferson.....	7	1991-94
Tony Hardman.....	7	1998-00
Derrick Hallman.....	7	2007-10
7. Jameil McWhorter....	6	1994-97
Deon Porter.....	6	1995-98
Elliot Shorter.....	6	1998-01
Bruce Miller.....	6	2007-10
Kemal Ishmael.....	6	2009-12

SACKS

Game

1. M. O'Shaughnessy....	5	11/3/79
Darrell Rudd.....	5	9/22/84
3. Willie Davis.....	4	10/14/00
4. Leger Douzable.....	3.5	11/4/06
5. M. O'Shaughnessy....	3	9/20/80
M. O'Shaughnessy....	3	10/18/80
Jeff Farmer.....	3	10/29/83
Darrell Rudd.....	3	9/29/84
Wyatt Bogan.....	3	9/20/86
Keenan Wimbley.....	3	11/14/87
Emil Ekiyor.....	3	10/31/92
Charles Anderson.....	3	10/2/93
Greg Jefferson.....	3	10/16/93
Jermaine Benoit.....	3	10/19/96
Justen Moore.....	3	10/14/98
Elton Patterson.....	3	11/4/00
Elton Patterson.....	3	10/26/02
Bruce Miller.....	3	10/11/08
Jarvis Geathers.....	3	9/19/09
Jaryl Mamea.....	3	10/2/14
Errol Clarke.....	3	11/12/16

Season

1. Darrell Rudd.....	19.5	1984
2. Greg Jefferson.....	15	1993
3. Bobby Spitulski.....	13	1990
Bruce Miller.....	13	2009
5. M. O'Shaughnessy....	12	1980
6. Shaquem Griffin.....	11.5	2016
7. Emil Ekiyor.....	11	1993
Jarvis Geathers.....	11	2009
9. Keenan Wimbley.....	10.5	1987
Jermaine Benoit.....	10.5	1997

Career

1. Bruce Miller.....	35.5	2007-10
2. Darrell Rudd.....	31.5	1981-84
3. Greg Jefferson.....	31	1991-94
4. Elton Patterson.....	30.5	1999-02
5. Jermaine Benoit.....	28.5	1993-97
6. M. O'Shaughnessy....	22	1979-80
Bobby Spitulski.....	22	1988-91
8. Emil Ekiyor.....	20.5	1992-95
9. Keenan Wimbley.....	19	1984-87
10. Dave Nelson.....	18.5	1990-93
Troy Davis.....	18.5	2009-12

INTERCEPTIONS

Game

1. Doug Gatewood.....	2	9/29/79
Tim Kiggins.....	2	9/20/80
John Scargle.....	2	9/19/81
Bruce Gordon.....	2	11/21/81
Paul Kelly.....	2	11/12/83
Reggie Edwards.....	2	11/30/85
Keith Evans.....	2	10/25/86
Steve Webster.....	2	10/10/87
Keith Evans.....	2	9/2/88
Steve Wright.....	2	9/28/91
Allen Powell.....	2	9/12/92
Brian Crutcher.....	2	10/17/92
Richard Blake.....	2	10/2/93
Lenard Hayes.....	2	11/19/94
Asante Samuel.....	2	10/12/02
Mike Sims-Walker.....	2	9/18/04
Joe Burnett.....	2	10/21/05
Joe Burnett.....	2	11/17/07
Johneil Neal.....	2	12/1/07
Sha'reff Rashad.....	2	10/11/08
Sha'reff Rashad.....	2	11/15/08
Terrance Plummer.....	2	10/5/13
D.J. Killings.....	2	10/29/16
Shaquill Griffin.....	2	11/5/16

Season

1. Keith Evans.....	8	1986
2. Jacoby Glenn.....	7	2014
3. Joe Burnett.....	6	2007
Johneil Neal.....	6	2007
Josh Robinson.....	6	2009
6. Brian Crutcher.....	5	1992
Joe Burnett.....	5	2005
Sha'reff Rashad.....	5	2008
Reggie Weams.....	5	2010
10. 16 tied with.....	4	
Last by Shaquill Griffin, 2016		

Career

1. Joe Burnett.....	16	2005-08
2. Sha'reff Rashad.....	14	2004-08
3. Keith Evans.....	13	1986-88
4. Johneil Neal.....	12	2005-08
5. Josh Robinson.....	10	2009-11
6. Reggie Edwards.....	9	1984-87
Jacoby Glenn.....	9	2013-14
8. Ray Irvin.....	8	1988-90
Rick Hamilton.....	8	1989-92
Steve Wright.....	8	1990-94
Asante Samuel.....	8	1999-02
Jason Venson.....	8	2005-08

LONGEST INTERCEPTION RETURN

1. Jordan Ozerities.....	100 (TD)	11/20/10
2. Rick Hamilton.....	97 (TD)	9/26/92
3. Ray Irvin.....	95 (TD)	9/15/90
4. Drico Johnson.....	86 (TD)	11/5/16
4. Shaquill Griffin.....	81 (TD)	10/17/15
5. Donnell Washington.....	80 (TD)	9/14/96
6. Lyle Dankenbring.....	78 (TD)	11/24/12
7. A.J. Bouye.....	76 (TD)	11/17/12
8. Kurt Ashley.....	75 (TD)	10/20/84

9. Tim Kiggins.....	72	11/17/79
Reggie Edwards.....	72 (TD)	10/26/85
Johneil Neal.....	72 (TD)	11/17/07

INTERCEPTION RETURN YARDAGE

Game

1. Jordan Ozerities.....	100/1	11/20/10
2. Rick Hamilton.....	97/1	9/26/92
3. Ray Irvin.....	95/1	9/15/90
4. Drico Johnson.....	86/1	11/5/16
5. Shaquill Griffin.....	81/1	10/17/15
6. Donnell Washington.....	80/1	9/14/96
7. Lyle Dankenbring.....	78/1	11/24/12
8. Sha'reff Rashad.....	77/2	11/15/08
9. A.J. Bouye.....	76/1	11/17/12
10. Kurt Ashley.....	75/1	10/20/84

Season

1. Ray Irvin.....	161/4	1990
2. Johneil Neal.....	159/6	2007
3. Rick Hamilton.....	129/3	1992
4. Richard Blake.....	119/3	1993
5. A.J. Bouye.....	111/3	2012
Drico Johnson.....	111/2	2016
7. Johneil Neal.....	103/4	2008
8. Reggie Edwards.....	102/4	1985
9. Shaquill Griffin.....	102/2	2015
10. Jordan Ozerities.....	100/1	2010

Career

1. Joe Burnett.....	262/16	2005-08
2. Johneil Neal.....	247/12	2005-08
3. Ray Irvin.....	223/8	1988-90
4. Reggie Edwards.....	203/9	1984-87
5. Keith Evans.....	183/13	1986-88
6. A.J. Bouye.....	180/6	2009-12
7. Rick Hamilton.....	177/8	1989-92
8. Sha'reff Rashad.....	168/14	2005-08
Shaquill Griffin.....	168/7	2013-16
10. Jordan Ozerities.....	162/6	2010-14

INTERCEPTION RETURNS FOR A TOUCHDOWN

Game

1. 38 Times

PASSES BROKEN UP

Game

1. Tim Kiggins.....	5	11/15/80
Greg Atterberry.....	5	11/26/83
Davin Bush.....	5	9/9/00
Jacoby Glenn.....	5	11/21/13
5. John Cummings.....	4	11/1/80
Victor Riddle.....	4	9/13/85
David Aills.....	4	9/13/86
Keith Evans.....	4	11/21/87
Ray Irvin.....	4	9/2/88
Victor Gray.....	4	11/12/11
Jacoby Glenn.....	4	11/14/14

Season

1. Greg Atterberry.....	22	1983
2. Asante Samuel.....	15	2002
Josh Robinson.....	15	2011
Jacoby Glenn.....	15	2013
Shaquill Griffin.....	15	2016
6. Davin Bush.....	14	2000
7. Reggie Edwards.....	13	1987
Darryl Lattimore.....	13	1997
Asante Samuel.....	13	2001
Josh Robinson.....	13	2010
Shaquill Griffin.....	13	2015

DEFENSIVE RECORDS



Career

1. Asante Samuel.....	38.....	1999-02
2. Josh Robinson.....	36.....	2009-11
3. Joe Burnett.....	35.....	2005-08
4. Greg Atterberry.....	34.....	1981-85
5. Davin Bush.....	32.....	1996-00
Johnell Neal.....	32.....	2005-08
7. Travis Fisher.....	31.....	1999-01
8. Clayton Geathers.....	30.....	2010-14
9. Shaquill Griffin.....	29.....	2013-16
10. Sha'reff Rashad.....	28.....	2005-08
Brandon Alexander.....	28.....	2011-14

PUNTS BLOCKED

Game

1. Scott Ariail.....	2.....	9/28/91
Brian Covington.....	2.....	11/21/87
Darryl Lattimore.....	2.....	9/6/97
4. 46 tied with.....	1.....	

Season

1. Ricot Joseph.....	3.....	1999
2. Bernard Ford.....	2.....	1985
Bernard Ford.....	2.....	1986
Corris Ervin.....	2.....	1986
Brian Covington.....	2.....	1987
Scott Ariail.....	2.....	1991
Darryl Lattimore.....	2.....	1997
8. 43 tied with.....	1.....	

Career

1. Bernard Ford.....	5.....	1985-87
Ricot Joseph.....	5.....	1999-01
3. Scott Ariail.....	4.....	1989-92
4. Corris Ervin.....	3.....	1984-87
5. Brian Covington.....	2.....	1987-88
Emil Ekiyor.....	2.....	1992-95
Emory Green.....	2.....	1994-97
Patrick Holland.....	2.....	2002-03
9. 29 Tied with.....	1.....	

FIELD GOALS BLOCKED

Game

1. Joe Owens.....	1.....	10/12/85
Sylvester Bembery.....	1.....	9/6/86
Corris Ervin.....	1.....	11/8/86
Willie Britton.....	1.....	10/28/89
Robert Lindsey.....	1.....	9/1/90
Rick Hamilton.....	1.....	9/19/92
Greg Jefferson.....	1.....	9/25/93
Greg Jefferson.....	1.....	10/9/93
Greg Jefferson.....	1.....	11/13/93
Robert Alexander.....	1.....	9/17/94
Damian Demps.....	1.....	9/4/99
Raheem Pontiflet.....	1.....	10/2/99
Asante Samuel.....	1.....	10/27/01
Paul Carrington.....	1.....	8/31/03
Antoine Poe.....	1.....	9/27/03
Peter Sands.....	1.....	10/18/03
Peter Sands.....	1.....	11/19/03
Paul Carrington.....	1.....	9/17/05
Johnell Neal.....	1.....	9/22/07
Cam Henderson.....	1.....	11/17/12
Jamiyus Pittman.....	1.....	9/3/15
Shaquill Griffin.....	1.....	11/19/16

Season

1. Greg Jefferson.....	3.....	1993
2. Asante Samuel.....	2.....	2000
Peter Sands.....	2.....	2003

Career

1. Greg Jefferson.....	3.....	1991-94
Asante Samuel.....	3.....	1999-02
3. Peter Sands.....	2.....	2001-04
Paul Carrington.....	2.....	2002-05
5. 14 tied with.....	1.....	

PATS BLOCKED

Game

1. Parnell McCall.....	1.....	9/17/88
Joe Simmons.....	1.....	10/15/88
John Harris.....	1.....	9/16/89
Willie Britton.....	1.....	10/21/89
Rick Hamilton.....	1.....	9/22/90
Leroy Wisniewski.....	1.....	11/3/90
Greg Jefferson.....	1.....	10/12/91
Greg Jefferson.....	1.....	11/2/91
Greg Jefferson.....	1.....	11/21/92
Emory Green.....	1.....	9/6/97
Jeff Mauldin.....	1.....	9/5/98
Fred Harley.....	1.....	9/11/99
Asante Samuel.....	1.....	11/11/00
Johnell Neal.....	1.....	9/22/07
E.J. Dunston.....	1.....	10/20/11
Jose Jose.....	1.....	11/17/12
A.J. Bouye.....	1.....	12/1/12
Jaryl Mamea.....	1.....	11/1/14
Thomas Niles.....	1.....	12/4/14
A.J. Wooten.....	1.....	11/5/16

Season

1. Greg Jefferson.....	2.....	1991
2. 15 tied with.....	1.....	

Career

1. Greg Jefferson.....	3.....	1991-94
2. 15 tied with.....	1.....	

TOTAL BLOCKS (PUNTS, FGS, & PATS)

Season

1. Corris Ervin.....	3.....	1986
Greg Jefferson.....	3.....	1993
Ricot Joseph.....	3.....	1999
Asante Samuel.....	3.....	2000
5. Bernard Ford.....	2.....	1985
Bernard Ford.....	2.....	1986
Brian Covington.....	2.....	1987
Scott Ariail.....	2.....	1991
Greg Jefferson.....	2.....	1991
Darryl Latimore.....	2.....	1997
Peter Sands.....	2.....	2003

Career

1. Greg Jefferson.....	6.....	1991-94
2. Bernard Ford.....	5.....	1985-87
Ricot Joseph.....	5.....	1999-01
4. Corris Ervin.....	4.....	1984-87
Scott Ariail.....	4.....	1989-92
Asante Samuel.....	4.....	1999-02
7. Rick Hamilton.....	3.....	1989-92
Emory Green.....	3.....	1994-97
9. Joe Owens.....	2.....	1985, '87
Brian Covington.....	2.....	1987-88
Willie Britton.....	2.....	1989-92
Emil Ekiyor.....	2.....	1992-95
Asante Samuel.....	2.....	1999-02
Patrick Holland.....	2.....	2002-03
Peter Sands.....	2.....	2001-04
Paul Carrington.....	2.....	2002-05

100-TACKLE CLUB

Player.....	Tackles.....	Year
Darrell Rudd.....	150.....	1983
Rick Hamilton.....	149.....	1992
Wyatt Bogan.....	143.....	1986
Tito Rodriguez.....	143.....	2001
Jimmy Goodman.....	142.....	1987
Rick Hamilton.....	139.....	1991
Wyatt Bogan.....	127.....	1988
Stanford Rhule.....	127.....	2002
Kemal Ishmael.....	124.....	2012
Mike Coad.....	123.....	1987
Bill Giovanetti.....	121.....	1982
Tito Rodriguez.....	121.....	2000
John Bryant.....	119.....	1996
Peter Sands.....	119.....	2002
Nakia Reddick.....	118.....	1996
Clayton Geathers.....	117.....	2012
Eddie James.....	116.....	1981
Peter Sands.....	113.....	2003
Atari Bigby.....	112.....	2003
Rick Hamilton.....	111.....	1990
Antoine Poe.....	111.....	2003
Terrance Plummer.....	110.....	2013
Steve Webster.....	109.....	1986
Travis Cooper.....	109.....	1994
Bill Giovanetti.....	108.....	1980
Bill Stewart.....	108.....	1990
Terrance Plummer.....	108.....	2012
Kendrick Thomas.....	107.....	1996
Damian Demps.....	107.....	2000
Keith Evans.....	106.....	1986
Jermaine Benoit.....	105.....	1997
Bill Giovanetti.....	104.....	1981
Ricot Joseph.....	104.....	2001
Atari Bigby.....	104.....	2002
Domenic Spencer.....	104.....	2015
Sha'reff Rashad.....	103.....	2007
Cory Hogue.....	103.....	2009
Bill Stewart.....	100.....	1988
Clayton Geathers.....	100.....	2013

OPPONENT SINGLE GAME

DEFENSE RECORDS

Most Tackles

20..Dereck Rush, Miss. State.....10/25/97

Most Tackles for Loss

5....Four Times

Most Sacks

5....Steve Foley, ULM.....11/19/97

Most Passes Broken Up

4....Four Times

4....Last: R.J. Oliver, Arizona State.....9/7/02

Most Forced Fumbles

2....Ashley Travis, E. Michigan.....10/30/99

2....Braxton Williams, Clemson.....9/1/01

2....Patrick Green, E. Carolina.....11/19/15

Most Fumble Recoveries

2....Numerous Times

.....Last: Jermaine Miles, Ga. Tech.....10/26/96

Most Interceptions

3....Numerous Times

.....Last: Andrew Adams, UConn.11/1/14

Interception Returns for Touchdown

1....Numerous Times

.....Last: C.J. Wilson, NC State.....9/11/10

Longest Interception Return

85..Tim Akins, Sav. State (TD).....10/11/80

MISCELLANEOUS RECORDS



TEAM RECORDS

Single Game

Most Penalties

UCF.....	23.....	Bethune-Cookman, 9/2/88
Both Teams ..	31.....	Florida Atlantic, 9/13/03
Opponent ...	17.....	Baylor, 1/1/14
.....	17.....	Bethune-Cookman, 9/20/14

Most Yards Penalized

UCF.....	155..	Bethune-Cookman, 9/2/88
Both Teams ..	262..	Bethune-Cookman, 11/26/83
Opponent ...	145..	Bethune-Cookman, 11/26/83

SINGLE SEASON

Most Turnovers

UCF.....	45.....	1985
Opponent ...	42.....	1981

Fewest Turnovers

UCF.....	15.....	2012
Opponent ...	12.....	2006

Highest Takeaway Margin

UCF.....	+13.....	1981
Opponent ...	+22.....	1996, '03

Most Penalties

UCF.....	110.....	2001
Opponent ...	127.....	1987

Fewest Penalties

UCF.....	52.....	2009
Opponent ...	51.....	1997, '06, '11

Most Yards Penalized

UCF.....	892.....	2001
Opponent ...	1,049.....	1987

Fewest Yards Penalized

UCF.....	451.....	1981
Opponent ...	405.....	1997

MOST CONSECUTIVE QUARTERS SCORING

26 - Eastern Kentucky, 9/26/87, (4th) to Florida A&M, 11/14/87, (2nd)
--

LONGEST SCORING DROUGHT

BY QUARTERS

8 - Ft. Lauderdale, 10/20/79, (4th) to Emory & Henry, 11/3/79, (4th)

MOST CONSECUTIVE GAMES SCORING

209 - Furman, 11/10/84, to Buffalo, 10/4/03

MOST CONSECUTIVE WINS

Overall Wins

.....Started withEnded by	
9.....	Memphis, 10/5/13	Penn State, 8/30/14
7.....	Tulsa, 10/20/07.....	Miss. State, 12/29/07
6.....	Illinois, 10/27/90.....	Ga. So., 12/8/90
6.....	East Carolina, 10/4/12.....	Tulsa, 11/17/12
5.....	Savannah St., 11/23/85	Akron, 9/27/86
5.....	Savannah St., 10/10/87	FAMU, 11/14/87
5.....	B-Cookman, 9/2/88 ..	New Haven, 10/8/88
5.....	McNeese St., 9/25/93.....	Troy, 10/30/93
5.....	Bowling Green, 9/26/98 ..	Auburn, 11/7/98
5.....	Tulane, 10/21/05.....	Tulsa, 12/3/05
5.....	UAB, 10/6/10.....	Southern Miss, 11/13/10

Home Wins

.....Started withEnded by	
11.....	Illinois State, 11/2/96	Purdue, 9/4/99
10.....	Nicholls St., 10/17/92	Vald. St., 9/10/94
10.....	UConn, 10/26/13.....	FIU, 9/3/15

Away Wins (*Does not include neutral sites)

.....Started withEnded by	
6.....	FIU, 9/6/13	Missouri, 9/13/14
4.....	Marshall, 10/13/10.....	FIU, 9/17/11*
3.....	Bowling Green, 9/26/98 ..	Auburn, 11/7/98
3.....	WMU, 10/12/02	Virginia Tech, 8/31/04
3.....	E. Carolina, 10/29/05.....	Florida, 9/9/06
3.....	S. Miss, 10/28/07..	Boston College, 9/20/08
3.....	FIU, 9/24/16.....	Houston, 10/29/16

MOST CONSECUTIVE LOSSES

Overall Losses

.....Started byEnded with	
17.....	West Virginia, 11/1/03 ..	Marshall, 9/24/05
13.....	NC State, 12/26/14. Current entering 2016	
12.....	Millersville, 11/14/81	Eliz. City, 9/2/83

Home Losses

.....Started byEnded with	
8.....	Millersville, 11/14/81	Eliz. City, 9/2/83
7.....	Marshall, 11/19/03.....	Marshall, 9/24/05

Away Losses

.....Started byEnded with	
15.....	Virginia Tech, 8/31/03 ..	Louisiana, 10/1/05
9.....	Texas State, 9/29/84.....	VMI, 11/1/86
6.....	Valdosta State, 10/22/88.....	B-CU, 9/15/90
6.....	FIU, 9/17/11	Akron, 8/30/12
6.....	Stanford, 9/12/15....	Current entering 2016

GREATEST MARGIN OF VICTORY

Pts. Score..	Opponent	Date
64...	67-3 ... Grand Valley State	10/31/87
63...	63-0 ... Liberty	10/13/01
62...	62-0 ... Charleston Southern.....	9/3/11
59...	66-7 ... Samford	11/15/86
57...	63-6 ... Texas Southern	11/17/90
55...	55-0 ... St. Leo	9/20/80
55...	55-0 ... Louisiana-Monroe.....	10/21/00
50...	71-21 .. Gardner-Webb	9/5/92
49...	49-0 ... Kentucky State	9/29/90
49...	49-0 ... Tulane	11/21/09
48...	48-0 ... Eastern Illinois.....	9/12/98
48...	48-0 ... Buffalo	11/19/94
47...	61-14 .. Tulane	11/20/10
46...	52-6 ... Millersville	11/26/14
46...	53-7 ... SMU	11/12/91
45...	52-7 ... Samford	10/11/97
45...	52-7 ... William & Mary.....	9/23/00
45...	62-17 .. UConn	10/26/13
42...	45-3 ... NW Missouri State	10/24/87
42...	63-21 .. Buffalo	11/17/92
42...	49-7 ... Rice	10/24/09
42...	56-14 .. Akron	8/30/12
41...	41-0 ... Memphis.....	10/29/11
40...	57-17 .. Akron	11/3/01

GREATEST MARGIN OF DEFEAT

Pts. Score..	Opponent	Date
69...	69-0 ... at VMI	9/25/82
52...	64-12 ... at USF	10/13/07
50...	60-10 ... at Nicholls State	10/23/82
49...	59-10 .. Houston	10/24/15
48...	48-0 ... at Presbyterian	10/27/79
45...	52-7 ... Pitt	10/13/06
45...	58-13 .. UTEP	9/27/08
45...	52-7 ... at Cincinnati.....	10/31/15
44...	44-0 ... at Savannah State	10/11/80
42...	49-7 ... at McNeese State	9/30/95
42...	42-0 ... at Florida.....	9/9/06
41...	44-3 ... South Florida	11/26/15
38...	38-0 ... at Indiana State.....	11/3/84
37...	44-7 ... at Georgia Southern	12/8/90
37...	44-7 ... East Carolina	11/19/15
37...	51-14 ... at Michigan	9/10/16
36...	42-6 ... at Furman	11/10/84
36...	48-12 .. Texas State	10/5/85
36...	43-7 ... at Miami (Ohio)	10/23/04
35...	59-24 .. Stephen F. Austin	10/26/85
35...	56-21 .. Miami (Ohio)	11/28/03

UCF COME-FROM-BEHIND VICTORIES

Points ..	Trailed ...	Qtr ...	Won	Opponent.....	Date
21-0	1.....	28-24	Illinois State	10/20/84	
21.....	28-7	3.....	38-35	at Louisville.....	10/18/13
14.....	14-0	4.....	18-14	Emory & Henry.....	11/15/80
14.....	14-0	2.....	35-34	at Western Kentucky	9/22/84
14.....	21-7	2.....	38-31	at Bowling Green	9/26/98
14.....	24-10	2.....	40-38	at Alabama	10/28/00
14.....	21-7	2.....	31-27	at Western Michigan	10/12/02
14.....	17-3	2.....	37-32	Houston.....	11/14/09
14.....	14-0	1.....	40-20	East Carolina	10/4/12
14.....	24-10	3.....	31-24	BYU	10/9/14

OPPONENT COME-FROM-BEHIND VICTORIES

Points ..	Trailed ...	Qtr ...	Won	Opponent.....	Date
21.....	21-0	2.....	35-31	at Eastern Kentucky	11/12/88
21.....	24-3	3.....	31-24	at Houston	10/29/16
18.....	21-3	2.....	38-35	Syracuse	11/2/02
18.....	25-7	2.....	26-25	Temple.....	10/15/16
17.....	17-0	3.....	28-17	Troy	11/11/95
14.....	14-0	2.....	28-27	Albany (HC).....	11/8/80
14.....	28-14	4.....	36-35	at Sanford	10/8/94
14.....	17-3	2.....	33-30	Bowling Green (OT)	11/20/99
14.....	14-0	1.....	49-48	Nevada (OT).....	12/24/05
14.....	28-14	2.....	52-38	East Carolina.....	10/6/07
14.....	14-0	1.....	31-21	Southern Miss	11/13/10

NCAA RECORD HOLDERS

Football Bowl Subdivision

Most Rushing Attempts in a Season

Kevin Smith	450	2007
-------------------	-----------	------

Most 100-yard Rushing Games in a Season

Kevin Smith	13	2007
-------------------	----------	------

Highest Percentage of Passes Completed in a Career

(Min. 1,000-1,099 atts.)

Daunte Culpepper	657	1996-98
------------------------	-----------	---------

Football Championship Subdivision

Most Consecutive Pass Completions to Start First Game as a Freshman

Daunte Culpepper	12	UCF vs. Eastern Kentucky, 8/31/95
------------------------	----------	-----------------------------------

Passing for a Touchdown and Scoring Touchdowns by Rushing, Receiving, & Punt Return

Sean Beckett — threw a 33-yard TD pass, rushed for 11-yard TD, caught 17-yard TD pass and returned a punt 60 yards for TD vs. Texas Southern, Nov. 17, 1990



Holiday Inn Express & Suites Orlando East - UCF Area



- Free Express Start Breakfast Bar
- Free Wi-Fi
- All Guest Rooms with Microwave & Refrigerator
- Waterford Meeting Room

Ask for UCF Rate!

407/203-8585

12250 East Colonial Drive, Orlando, FL 32826 | www.hiexpress.com/orlandoeast



COMFORT
SUITESSM

CHOICE
HOTELS



COMFORT SUITES UCF AREA / RESEARCH PARK

- Free Deluxe Continental Breakfast
- Free Wi-Fi
- One Room Suite Features One King Bed or Two Queen Beds, Queen Sleeper Sofa, Microwave & Refrigerator
- Meeting Room

Ask for UCF Rate!

407/737-7303

12101 Challenger Pkwy., Orlando, FL 32826 | www.comfortsuites.com/hotel/fl061



Best
Western.

Best Western Orlando East Inn & Suites



- Free Deluxe Continental Breakfast
- Free Wi-Fi
- All Guest Rooms with Refrigerator
- Meeting Room


Ask for UCF Rate!

407/282-3900

8750 E. Colonial Dr., Orlando, FL 32817 | www.bestwestern.com/orlandoeastinnandsuites



#BUILTBYUCF



2017 SCHEDULE

FIU AUG 31

M SEPT 9

GT SEPT 16

M SEPT 23

MAINE SEPT 30

C OCT 7

SKULLS & CROSSBONES OCT 14

N NAVY OCT 21

HORSE NOV 4

HUSKIE NOV 11

T NOV 18

V NOV 24

HOME | AWAY

CHARGEON

WWW.UCFKNIGHTS.COM | 407-UCF-1000

@UCF.FOOTBALL | @UCF_FOOTBALL | UCF FOOTBALL



Spectrum STADIUM

