



THIS IS TEXAS

2017 LONGHORNS FOOTBALL

#THISISTEXAS






2017 SEASON OUTLOOK

QUICK FACTS

Location _____ Austin, Texas
 Enrollment _____ 50,950
 _____ (39,619 undergraduate)
 President _____ Gregory L. Fenves
 Founded _____ 1883
 Nickname _____ Longhorns
 Mascot _____ Bevo XV
 Colors _____ Burnt Orange & White
 _____ (Pantone 159)
 Affiliation _____ FBS
 NCAA Faculty Rep. _____ Dr. Michael Clement
 Conference _____ Big 12
 Home Field _____ Darrell K Royal-Texas
 _____ Memorial Stadium/Jamail Field
 _____ (Capacity: 100,119)
 Surface _____ FieldTurf

FOLLOW THE HORNS

 Twitter: _____ @TexasFootball
 Twitter: _____ @CoachTomHerman
 Instagram: _____ @TexasFootball

MEDIA RELATIONS

Assoc. AD/Media Relations Director: John Bianco
 Email: john.bianco@athletics.utexas.edu

Assoc. Media Relations Director: Thomas Stepp
 Email: thomas.stepp@athletics.utexas.edu

Assoc. Media Relations Director: Joe Hernandez
 Email: joe.hernandez@athletics.utexas.edu

Asst. Media Relations Director: Scott Swegan
 Email: scott.swegan@athletics.utexas.edu

TABLE OF CONTENTS

OUTLOOK _____ 1-5

RETURNING PLAYERS _____ 7-49

NEWCOMERS _____ 51-58

COACHING STAFF _____ 59-71

2016 STATS _____ 73-90

RECORD BOOK _____ 91-185

2017 SCHEDULE



MARYLAND (Sept. 2 • 11:00 am CT • FS1)

Darrell K Royal - Texas Memorial Stadium (Austin, Texas)

Notes: UT leads the all-time series 3-0, outscoring the Terrapins 102-0 in those meetings.



SAN JOSE STATE (Sept. 9 • 2:30 pm CT • LHN)

Darrell K Royal - Texas Memorial Stadium (Austin, Texas)

Notes: The two programs will meet for the first time on Sept. 9 in Austin.



AT SOUTHERN CALIFORNIA (Sept. 16 • 7:30 pm CT • FOX)

Los Angeles Memorial Coliseum (Los Angeles, Calif.)

Notes: USC leads the all-time series 4-1, but UT won the 2005 National Championship 41-38 over USC.



AT IOWA STATE (Sept. 28 • 6:30 or 7 pm CT • ESPN)

Jack Trice Stadium (Ames, Iowa)

Notes: Texas leads the all-time series 12-2 and looks for their first road win since 2013 in the series.



KANSAS STATE (Oct. 7 • TBA)

Darrell K Royal - Texas Memorial Stadium (Austin, Texas)

Notes: Kansas State leads the all-time series 10-7, but the Longhorns have won two straight in Austin.



VS OKLAHOMA (Oct. 14 • TBA)

Cotton Bowl (Dallas, Texas)

Notes: The Longhorns lead the all-time series against the Sooners 61-45-5.



OKLAHOMA STATE (Oct. 21 • TBA)

Darrell K Royal - Texas Memorial Stadium (Austin, Texas)

Notes: UT leads the all-time series 24-7, but looks for its first win at home over Cowboys since 2008.



AT BAYLOR (Oct. 28 • TBA)

McLane Stadium (Waco, Texas)

Notes: UT has won two straight in the series and leads all-time 75-26-4.



AT TCU (Nov. 4 • TBA)

Amon G. Carter Stadium (Fort Worth, Texas)

Notes: Longhorns look for their first win in the series since 2013, a 30-7 victory at TCU.



KANSAS (Nov. 11 • 5:00 pm CT • LHN)

Darrell K Royal - Texas Memorial Stadium (Austin, Texas)

Notes: Texas leads the all-time series 13-3, having won 13 straight from 1996-2015.



AT WEST VIRGINIA (Nov. 18 • TBA)

Milan Puskar Stadium (Morgantown, W.V.)

Notes: WVU leads the all-time series 4-2, having won two straight over UT.



TEXAS TECH (Nov. 24 • 7:00 pm CT • FOX)

Darrell K Royal - Texas Memorial Stadium (Austin, Texas)

Notes: Texas leads the all-time series 50-16 and has won seven-of-eight and 12-of-14.





2017 ALPHABETICAL ROSTER

ALPHABETICAL ROSTER

Table with columns: NAME, NO, POS, HT, WT, CL-EX, HOMETOWN (HIGH SCHOOL). Lists players from Allsup, Austin to Johnson, Collin.

Table with columns: NAME, NO, POS, HT, WT, CL-EX, HOMETOWN (HIGH SCHOOL). Lists players from Johnson, Kirk to Yoder, Tim.

2017 SIGNED

Table with columns: NAME, POS, HT, WT, CL-EX, HOMETOWN (HIGH SCHOOL). Lists signed players from Bimage, Marqez to Young, Daniel.

Pronunciations

Table listing pronunciations for various player names, such as Omar Barakat (BEAR-uh-cat) and Jeffrey McCulloch (mick-CULL-ock).



2017 NUMERICAL ROSTER

NUMERICAL ROSTER

NO	NAME	POS	HT	WT	CL-EX	HOMETOWN (PREVIOUS SCHOOL)
1	Burt, John	WR	6-3	200	Jr.-2L	Tallahassee, Fla. (Lincoln)
2	Boyd, Kris	DB	6-0	195	Jr.-2L	Gilmer, Texas (Gilmer)
3	Foreman, Armanti	WR	6-0	215	Sr.-3L	Texas City, Texas (Texas City)
4	Elliott, DeShon	DB	6-2	205	Jr.-2L	Rockwall, Texas (Rockwall-Heath)
5	Hill, Holton	DB	6-3	205	Jr.-2L	Houston, Texas (Lamar)
6	Duvernay, Devin	WR	6-0	205	So.-1L	Sachse, Texas (Sachse)
7	Buechele, Shane	QB	6-1	205	So.-1L	Arlington, Texas (Lamar)
7	Davis, Antwuan	DB	6-1	200	Sr.-3L	Bastrop, Texas (Bastrop)
8	Leonard, Dorian	WR	6-5	210	Sr.-3L	Longview, Texas (Longview)
9	Johnson, Collin	WR	6-6	215	So.-1L	San Jose, Calif. (Valley Christian)
11	Ehlinger, Sam	QB	6-2	225	Fr.-HS	Austin, Texas (Westlake)
11	Locke III, P.J.	DB	5-11	215	Jr.-2L	Beaumont, Texas (Central)
13	Heard, Jerrod	WR	6-3	200	Jr.-2L	Denton, Texas (Guyer)
14	Joe, Lorenzo	WR	6-3	210	Sr.-3L	Abilene, Texas (Cooper)
15	Brown, Chris	DB	5-11	210	Fr.-RS	Houston, Texas (Elsik)
16	Curtis, Davion	WR	6-0	190	Fr.-RS	Temple, Texas (Temple)
17	Hemphill-Mapps, Reggie	WR	6-1	185	Fr.-RS	Houston, Texas (Manvel)
17	Morton, Jimmy	QB	6-1	205	Fr.-RS	San Antonio, Texas (Central Catholic)
18	Covey, Josh	QB	6-1	200	So.-SQ	Georgetown, Texas (East View)
18	Davis, Davante	DB	6-3	205	Jr.-2L	Miami, Fla. (Booker T. Washington)
19	Jones, Brandon	DB	6-0	215	So.-1L	Nacogdoches, Texas (Nacogdoches)
21	Porter, Kyle	RB	5-11	215	So.-1L	Katy, Texas (Katy)
23	McCulloch, Jeffrey	LB	6-3	245	So.-1L	Houston, Texas (Davis)
23	Strickland, Jordan	DB	5-10	175	Jr.-SQ	Aurora, Colo. (Cherokee Trail)
24	Bonney, John	DB	6-1	200	Jr.-2L	Houston, Texas (Lamar)
25	Warren III, Chris	RB	6-3	250	Jr.-2L	Rockwall, Texas (Rockwall)
26	Cuffee, Eric	DB	5-11	195	Fr.-RS	Waco, Texas (Waco)
26	Yoder, Tim	RB	5-10	195	Jr.-SQ	Plano, Texas (Plano)
27	Bernard, Roderick	RB	5-10	185	Sr.-2L	Houston, Texas (Sharpstown)
27	Duvernay, Donovan	DB	5-9	190	Fr.-RS	Sachse, Texas (Sachse)
28	Durst, Jarmarquis	DB	6-1	205	Jr.-RS	Conroe, Texas (Oak Ridge/Tarleton State)
28	Johnson, Kirk	RB	6-0	215	So.-1L	San Jose, Calif. (Valley Christian)
30	Carter, Toneil	RB	6-0	205	Fr.-HS	Houston, Texas (Langham Creek)
31	Hall, Jason	DB	6-3	220	Sr.-3L	Grand Prairie, Texas (Southlake Carroll)
31	Hrcir, Kyle	LB	6-2	220	So.-SQ	San Antonio, Texas (Johnson)
32	Roach, Malcolm	DE	6-3	270	So.-1L	Baton Rouge, La. (Madison Prep)
33	Carr, Trevor	DB	6-0	210	So.-SQ	Tyler, Texas (Lee)
35	Freeman, Edwin	LB	6-2	245	Jr.-2L	Arlington, Texas (Bowie)
36	Boyd, Demarco	LB	6-0	245	Fr.-RS	Gilmer, Texas (Gilmer)
36	Gonzalez, Eric	WR	5-9	200	So.-SQ	Weslaco, Texas (Weslaco)
37	Dickson, Michael	P	6-3	205	Jr.-2L	Sydney, Australia (Kirrawee)
37	Moore, Chase	DB	5-10	170	So.-SQ	Carson, Calif. (Verbun Dei)
38	Becker, Mitchell	K	6-3	195	Sr.-1L	League City, Texas (Clear Creek)
38	Coutoumanos, Hank	DB	6-0	195	Fr.-RS	Southlake, Texas (Southlake Carroll)
39	Pequeno, Edward	LB	6-1	235	So.-SQ	McAllen, Texas (Memorial)
39	Poujol, Michael David	DS	6-4	215	Fr.-RS	Houston, Texas (Memorial)
40	Haffey, Trenton	RB	5-10	195	Jr.-SQ	Wichita Falls, Texas (Burnet)
40	Hughes, Naashon	LB	6-4	260	Sr.-3L	Harker Heights, Texas (Harker Heights)
41	Houston, Tristian	RB	6-0	210	So.-SQ	Galena Park, Texas (North Shore)
42	Harper, Jay	LB	6-0	235	Jr.-SQ	Houston, Texas (Stratford)
43	Townsend, Cameron	LB	6-1	225	So.-1L	Missouri City, Texas (Ridge Point)
43	Willis, Robert	TE	6-4	250	Sr.-SQ	Dripping Springs, Texas (Dripping Springs)
44	Hager, Breckyn	LB	6-4	245	Jr.-2L	Austin, Texas (Westlake)
45	Naggar, Chris	K	6-1	195	Fr.-RS	Arlington, Texas (Arlington)
45	Wheeler, Anthony	LB	6-3	240	Jr.-2L	Dallas, Texas (Skyline)

NO	NAME	POS	HT	WT	CL-EX	HOMETOWN (PREVIOUS SCHOOL)
46	Jefferson, Malik	LB	6-3	240	Jr.-2L	Mesquite, Texas (Poteteet)
47	Beck, Andrew	TE	6-4	255	Sr.-3L	Tampa, Fla. (Plant)
48	Fitzgerald, Andrew	DL	6-6	265	Fr.-RS	Flower Mound, Texas (Marcus)
49	Rowland, Joshua	K	5-11	200	Jr.-TR	Madison, Miss. (Madison Central/Mississippi Gulf Coast CC)
51	Cuney, Terrell	OL	6-3	315	Jr.-SQ	Jasper, Texas (Jasper)
53	Holbrook, Jak	DS	5-11	210	Jr.-1L	Austin, Texas (McCallum)
54	Graf, Garrett	OL	6-2	300	Sr.-SQ	Grand Prairie, Texas (South Grand Prairie)
55	Williams, Connor	OL	6-6	320	Jr.-2L	Coppell, Texas (Coppell)
56	Shackelford, Zach	OL	6-4	305	So.-1L	Belton, Texas (Belton)
63	Anderson, Alex	OL	6-4	310	Jr.-1L	New Orleans, La. (Landry-Walker)
64	McMillon, Jake	OL	6-3	305	Jr.-2L	Abilene, Texas (Abilene)
67	Imade, Tope	OL	6-5	315	Fr.-RS	Arlington, Texas (Bowie)
69	Allsup, Austin	OL	6-3	300	Jr.-SQ	Austin, Texas (Lorena)
70	Major, Buck	OL	6-6	315	So.-SQ	Huntsville, Texas (Huntsville)
71	Urquidez, J.P.	OL	6-7	290	Fr.-RS	Copperas Cove, Texas (Copperas Cove)
72	Rodriguez, Elijah	OL	6-6	305	Jr.-2L	Houston, Texas (Cypress Creek)
73	Hudson, Patrick	OL	6-5	325	Fr.-RS	Silsbee, Texas (Silsbee)
74	Delance, Jean	OL	6-5	320	So.-SQ	Mesquite, Texas (North Mesquite)
75	Nickelson, Tristan	OL	6-10	315	Sr.-2L	League City, Texas (Clear Falls/Fork Union/Navarro CC)
77	Vahe, Patrick	OL	6-4	325	Jr.-2L	Eules, Texas (Trinity)
78	Okafor, Denzel	OL	6-4	310	So.-1L	Lewisville, Texas (Lewisville)
79	Thomas, Garrett	OL	6-7	310	So.-SQ	Many, La. (Many)
82	Wilson, Michael	TE	6-4	235	Jr.-SQ	Arlington, Texas (Arlington Martin)
83	Barakat, Omar	WR	5-9	185	So.-SQ	Amarillo, Texas (Tascosa)
84	Humphrey, Lil'Jordan	WR	6-5	220	So.-1L	Southlake, Texas (Southlake Carroll)
85	Moeller, Philipp	WR	6-0	185	Jr.-SQ	Plano, Texas (Plano)
86	Tesch, Taylor	WR	5-8	160	Fr.-RS	Cypress, Texas (Cypress Woods)
87	Gray, Garrett	TE	6-4	230	Jr.-1L	Marble Falls, Texas (Marble Falls)
89	Fehr, Chris	TE	6-3	240	Jr.-SQ	Austin, Texas (McNeil)
90	Omenihu, Charles	DL	6-7	270	Jr.-2L	Rowlett, Texas (Rowlett)
94	Wilbon, Gerald	DL	6-3	320	So.-1L	St. Rose, La. (Destrehan)
95	Ford, Poona	DL	6-0	310	Sr.-3L	Hilton Head, S.C. (Hilton Head)
97	Nelson, Chris	DL	6-3	300	Jr.-2L	Lakeland, Fla. (Victory Christian)
98	Christmas, D'Andre	DL	6-2	315	So.-1L	New Orleans, La. (St. Augustine)
99	Daniels, Chris	DL	6-3	330	Fr.-RS	Eules, Texas (Trinity)

2017 SIGNEEs

NAME	POS	HT	WT	CL-EX	HOMETOWN (HIGH SCHOOL)
Bimage, Marqez	LB	6-2	230	Fr.-HS	Brenham, Texas (Brenham)
Boyce, Kobe	DB	6-0	165	Fr.-HS	Corinth, Texas (Lake Dallas)
Brewer, Cade	TE	6-3	210	Fr.-HS	Austin, Texas (Lake Travis)
Chisholm, Jamari	DL	6-4	300	Jr.-TR	Valdosta, Ga. (Valdosta/NE Oklahoma A&M)
Cosmi, Samuel	OL	6-6	280	Fr.-HS	Humble, Texas (Atascocita)
Cummins, Max	DL	6-5	245	Fr.-HS	Fort Worth, Texas (All-Saints Episcopal)
Estell, Montrell	DB	6-1	185	Fr.-HS	Hooks, Texas (Hooks)
Graham, Ta'Quon	DL	6-3	265	Fr.-HS	Temple, Texas (Temple)
Johnson, Gary	LB	6-0	210	Jr.-TR	Douglas, Ala. (Douglas/Dodge City CC)
Kerstetter, Derek	OL	6-5	300	Fr.-HS	San Antonio, Texas (Reagan)
Leitao, Reese	TE	6-5	234	Fr.-HS	Jenks, Okla. (Jenks)
Miller, Damion	WR	6-0	190	Fr.-HS	Tyler, Texas (John Tyler)
Pouncey, Jordan	WR	6-1	190	Fr.-HS	Winter Park, Fla. (Winter Park)
Thompson, Josh	DB	5-11	180	Fr.-HS	Nacogdoches, Texas (Nacogdoches)
Young, Daniel	RB	6-0	210	Fr.-HS	Houston, Texas (Westfield)

Pronunciations

Omar Barakat BEAR-uh-cat
 Marqez Bimage mar-KEZ BIM-ige
 John Bonney BAHN-ee
 Shane Buechele boo-SHELL
 Toneki Carter tuh-KNEEL
 Jamari Chisholm chiz-UM
 Samuel Cosmi KOZ-mee
 Joseph Coutoumanos coo-tuh-MAHN-os
 Josh Covey COE-vee

Eric Cuffee CUH-fee
 Terrell Cuney CUE-nee
 Davion Curtis DAY-vee-on
 Antwuan Davis AN-twahn
 Jean Delance JEEN duh-LANCE
 Jarmarquis Durst Jar-mar-KEECE
 Devin Duvernay DOO-ver-nay
 Donovan Duvernay DOO-ver-nay
 Sam Ehlinger EL-in-gurr

Montrell Estell eh-STELL
 Armanti Foreman AH-mahn-tee
 Ta'Quon Graham tuh-QUAN
 Jerrod Heard JAH-rod
 Tristian Houston TRIST-en
 Kyle Hrcir HERN-sir
 Naashon Hughes NAY-shon
 Tope Imade toe-PAY ih-MAHD-eh
 Reese Leitao LAY-toe

Jeffrey McCulloch mick-CULL-ock
 Chris Naggar nuh-GAR
 Charles Omenihu oh-MEN-uh-hoo
 Edward Pequeno puh-CANE-yo
 Michael David Poujol POU-zhol
 Joshua Rowland ROH-land
 J.P. Urquidez yer-KEE-dez
 Patrick Vahe vah-HAY



2017 SEASON OUTLOOK

BIG 12 MEDIA DAYS KICKOFF 2017 CAMPAIGN

Texas will officially begin the 2017 campaign on Tuesday, July 18 when head coach Tom Herman and selected student-athletes will meet the media for the Big 12's annual media days. The event will take place at The Star in Frisco, home of the Dallas Cowboys. A few short weeks after media days, the Longhorns will officially report to campus for the beginning of fall camp. The season kicks off on Sept. 2 when UT plays host to Maryland inside of Darrell K Royal - Texas Memorial Stadium.

HEAD COACH TOM HERMAN AND STAFF

A Texas Ex and former Longhorns' graduate assistant, Tom Herman was named the 30th head football coach in UT history on Nov. 26, 2016. Herman spent the previous two seasons at the University of Houston, where he compiled a 22-4 record. In his first season at UH, Herman helped the Cougars to a 13-1 record and a victory in the Chick-fil-A Peach Bowl over No. 9 Florida State. In 2016, his Cougars defeated two top-five teams in No. 3 Oklahoma and No. 3 Louisville.

Herman put together an experienced staff for his first season on the 40 Acres, as he and his assistants have combined to recruit the state of Texas for 108 years, win four national championships, produce 42 All-Americans, 170 NFL players and 218 All-Conference selections. The 2017 coaching staff is as follows: Tim Beck (offensive coordinator/quarterbacks), Stan Drayton (associate head coach/run game coordinator/running backs), Oscar Giles (defensive line), Corby Meekins (tight ends), Drew Mehringer (pass game coordinator/wide receivers), Craig Naivar (special teams coordinator/safeties), Todd Orlando (defensive coordinator/linebackers), Derek Warehime (offensive line), Jason Washington (recruiting coordinator/cornerbacks) and Yancy McKnight (head strength and conditioning coach for football).

THE 2017 SCHEDULE

The Longhorns once again face a challenging 2017 slate which includes eight bowl teams from a season ago and opponents that combined for an overall record of 83-69 (.546) in 2016. In the nonconference portion of the schedule, UT hosts Maryland and San Jose State before traveling to play Southern California in week three. The matchup with the Trojans will mark the first time the two storied programs have played since the 2005 BCS National Championship Game. In Big 12 Conference play, Texas hosts Kansas State, Oklahoma State, Kansas and Texas Tech while traveling to Iowa State, Baylor, TCU and West Virginia. The Red River Showdown will be played on Oct. 14 at the Cotton Bowl in Dallas. ***Beginning with the game at USC, Texas will play the winners of last year's Rose, Texas, Sugar, Alamo and Cactus Bowls within a six-game span.***

KICKOFF TIMES ANNOUNCED FOR SIX GAMES

The Big 12 Conference announced six kickoff times and TV designations for the Longhorns 2017 slate on May 31. Among the times announced were UT's first four games and their last two home games. Texas will host Maryland in week one with kickoff slated for 11 a.m. on FS1. The following week, Longhorn Network will broadcast the first-ever showdown between the Longhorns and San Jose State Spartans at 2:30 p.m. LHN will also broadcast the game versus Kansas on Nov. 11 at 5 p.m. In week three, Texas travels to USC for a showdown with the Trojans. That game will air on FOX at 7:30 p.m. CT. UT opens Big 12 play on the road at Iowa State on Sept. 28. Kickoff for that matchup is set for 6:30 or 7 p.m. on ESPN. Texas' regular-season finale against Texas Tech is on Nov. 24 at 7 p.m. on FOX.

RETURNING ON OFFENSE

Texas will return 20 players who earned letters and six starters on the offensive side of the ball. Sixteen offensive returners combined to make a total of 86 starts a season ago. Starters who return:

- QB Shane Buechele // 12 starts, 2,958 yards, 21 TD
- WR Armanti Foreman // 10 starts, 420 yards, 3 TD
- WR Dorian Leonard // 7 starts, 397 yards, 3 TD
- OL Zach Shackelford // 9 starts, freshman All-American
- OL Patrick Vahe // 9 starts
- OL Connor Williams // 11 starts, consensus All-American

In addition to the six returning starters, 14 other offensive players who earned letters in 2016 return: OL Alex Anderson, TE Andrew Beck, WR John Burt, WR Devin Duvernay, WR Jerrod Heard, WR Lil'Jordan Humphrey, WR Lorenzo Joe, WR Collin Johnson, OL Jake McMillon, OL Tristan Nickelson, OL Denzel Okafor, RB Kyle Porter, OL Elijah Rodriguez and RB Chris Warren III.

OFFENSE LOST

The Longhorns lose five starters and a total of eight offensive letterwinners from 2016. The biggest loss comes in the form of RB D'Onta Foreman, who won the Doak Walker Award while rushing for 2,028 yards and 15 touchdowns. He declared for the NFL Draft following his junior season, during which he was also named a consensus All-American, won the Earl Campbell Tyler Rose Award and finished eighth in Heisman Trophy voting. In addition to Foreman, the Longhorns also lose TE Caleb Bluiett (12 career starts), OL Brandon Hodges (9 starts in '16), WR Jake Oliver (3 starts in '16), OL Kent Perkins (34 career starts), QB Tyrone Swoopes (14 career starts), TE Quincy Vasser and WR Jacorey Warrick (6 starts in '16).

RETURNING ON DEFENSE

Texas returns 22 letterwinners and 10 starters from last season's defense. A total of 18 returning defensive players combined to start 110 games for the Longhorns a season ago. Starters who return:

- DB John Bonney // 7 starts, 39 tackles, 9 breakups
- DB Kris Boyd // 8 starts, 51 tackles, 2 FF, 1 INT
- DL Poona Ford // 12 starts, 54 tackles, 5.5 TFL
- DB Jason Hall // 10 starts, 52 tackles, 4.5 TFL
- LB Naashon Hughes // 7 starts, 3.5 sacks, 1 FF
- LB Malik Jefferson // 9 starts, 8.5 TFL, 5.5 sacks
- DB P.J. Locke III // 9 starts, 33 tackles, 2 INT
- DL Chris Nelson // 8 starts, 45 tackles, 6 TFL
- DL Charles Omenihu // 7 starts, 26 tackles, 3.5 sacks
- LB Anthony Wheeler // 7 starts, 65 tackles, 2 FF

In addition to the 10 returning starters, 12 other players who earned letters in 2016 return on the defensive side of the ball: DL D'Andre Christmas, DB Antwan Davis, DB Davante Davis, DB DeShon Elliott, LB Edwin Freeman, LB Breckyn Hager, DB Holton Hill, DB Brandon Jones, LB Jeffrey McCulloch, DE Malcolm Roach, LB Cameron Townsend and DL Gerald Wilbon.

DEFENSE LOST

The Longhorns lose just one starter and seven total lettermen from the 2016 defense. Safety Dylan Haines (33 career starts) is the lone starter lost, while DL Paul Boyette, Jr. (8 career starts), LB Tim Cole (7 career starts), DL Bryce Cottrell (10 career starts), DL Jordan Elliott, DB Sheroid Evans (4 career starts) and DB Kevin Vaccaro (2 career starts) also depart.



2017 SEASON OUTLOOK

SPECIALISTS RETURNING

Two Longhorn primary specialists return from 2016 in K Mitchell Becker and P Michael Dickson. Becker handled kickoffs in 2016, totaling 72 attempts with 27 touchbacks. He averaged 63.0 yards per kickoff. Dickson, a second-team All-American and Texas' first-ever finalist for the Ray Guy Award, punted 65 times for a school-record average of 47.4 yards per punt.

SPECIALISTS LOST

Placekicker Trent Domingue and holder Trey Holtz concluded their eligibility following the 2016 season. Domingue played one year for the Longhorns after transferring as a graduate from LSU.

LONGHORN ALL-AMERICANS

Four Longhorns earned All-America honors following the 2016 season, including two who were named consensus All-Americans. RB D'Onta Foreman became the first Longhorn to earn consensus honors at the position since Ricky Williams did so in 1998. OL Connor Williams was also named a consensus All-American, the first Longhorn offensive lineman to earn consensus honors since Justin Blalock in 2006. Punter Michael Dickson was named a second-team All-American, while OL Zach Shackelford was a FWAAs Freshman All-American.

EXPERIENCE GAINED

A total of 15 true freshmen made their debuts a season ago, and 32 total true freshmen have gained game experience in their first year on the 40 Acres in the last two seasons. Seven true freshmen started a game a season ago: QB Shane Buechele (12), C Zach Shackelford (9), DE Malcolm Roach (5), WR Devin Duvernay (2), DB Brandon Jones (1), WR Collin Johnson (1) and DL Gerald Wilbon (1). Over the last two seasons, UT true freshmen have combined to make 97 starts for the Longhorns. During the 2016 season, Texas' freshman and sophomore classes combined to make 153 starts, the most in the nation.

ALL-LEAGUE LONGHORNS

A total of 10 Longhorns earned All-Big 12 recognition from the league's coaches in 2016, while five players earned All-Big 12 honors from the Associated Press. RB D'Onta Foreman was a unanimous first-team selection, while also earning honorable mention as the Offensive Player of the Year. P Michael Dickson and OL Connor Williams joined Foreman on the first team. Dickson was the Conference's Special Teams Player of the Year, while Williams earned honorable mention as the Offensive Lineman of the Year. LB Breckyn Hager and OL Kent Perkins earned second-team recognition from the Big 12 coaches, while DL Poona Ford, DL Chris Nelson, OL Zach Shackelford, QB Shane Buechele (Offensive Freshman of the Year) and DE Malcolm Roach (Defensive Freshman of the Year) all earned honorable mention.

Five Longhorns - three on the first team and two on the second team - earned All-Big 12 recognition from the Associated Press. Dickson, Foreman (unanimous) and Williams were on the first team, while Hager and LB Malik Jefferson were second-team members.

LONGHORN GRADUATES

In mid-May, UT celebrated spring commencement. A total of 20 Longhorns graduated with their bachelor's degree, while several others earned a master's degree. Of note, both Antwan Davis and Jake McMillon participated and are on the 2017 roster. Additionally, former NFL players Emmanuel Acho (master's), Mike Davis, Michael Griffin, Chris Ogbonnaya (master's), Cory Redding and Jaxon Shipley all earned degrees.

WINNING IN THE CLASSROOM

Eleven Longhorns earned Academic All-Big 12 honors in 2016. Six players earned first-team honors, including P Michael Dickson, DS Jak Holbrook and OL Connor Williams, who all return in 2017. In addition, K Mitchell Becker, DB John Bonney, OL Elijah Rodriguez and LB Anthony Wheeler are the returnees who earned second-team recognition. First-team members maintained a GPA greater than 3.20, while second-team members had a GPA north of 3.00.

A total of 37 football student-athletes were recognized on the fall semester Big 12 Commissioner's Honor Roll, while 34 were honored following the spring semester. The Honor Roll is released each semester and recognizes those student-athletes who registered a 3.0 or better GPA.

Six student-athletes were recognized over the summer as members of the Big 12's Academic All-Rookie Team. QB Shane Buechele, WR Devin Duvernay, LB Jeffrey McCulloch, RB Kyle Porter, OL Zach Shackelford and DL Gerald Wilbon earned the distinction. To be eligible, student-athletes must be new, first-time freshmen that have completed 24 semester hours and achieved a cumulative GPA of at least 3.0. Additionally, the student-athlete must have participated in at least one contest and been a member of the program for the entire season.

4EVER TEXAS

Throughout the spring, members of the football program took part in the initial 4Ever Texas program designed to develop student-athletes in four key areas off the field: personal, professional, preparation and performance. The eight-week series featured prominent weekly guest speakers such as: Michael Dell (Dell Technologies), Lance Gunn (PepsiCo), Joe Morris (AXA Financial), Derwin Gray (pastor of Transformation Church), Carrie Cecil (TeamSM2), Fran Harris (UT Coordinator of Community Engagement) and Ray Farmer (NFL Ambassador for the College Outreach Program). The series concluded with a career fair in which over 90 companies were on hand, including notable organizations such as: Coca-Cola, Dell Technologies, Google, J.P. Morgan Chase, Merrill Lynch/Bank of America, Pepsi Co./Frito Lay, Oracle and Nike. There were companies from 19 different industries on hand.

LONGHORNS IN THE NFL

A total of 33 Longhorns were on active NFL rosters over the summer. A total of 24 franchises throughout the league feature at least one Longhorn.

BROWN, PATS WIN SUPER BOWL LI

Lifetime Longhorn Malcolm Brown and his New England Patriots claimed Super Bowl LI with an improbable comeback win in the first-ever Super Bowl to go to overtime. He joined a long list of Longhorns to win a Super Bowl ring with the last being Earl Thomas in 2014.

TWO LONGHORNS PLAY IN PRO BOWL

Brian Orakpo and Justin Tucker represented the Longhorns in the 2017 Pro Bowl. For Orakpo, a linebacker for the Tennessee Titans, it was his fourth career appearance. For Tucker, a kicker for the Baltimore Ravens, it was his second career appearance. A Longhorn has played in every Pro Bowl since 2002.

SHANAHAN NAMED 49ERS HEAD COACH

Texas Ex Kyle Shanahan, who lettered for the Longhorns in 2001 and 2002, was named the head coach of the San Francisco 49ers on Feb. 6. He is just the second Longhorn to be named an NFL head coach, joining the legendary Tom Landry. Shanahan previously served as the offensive coordinator for the Atlanta Falcons.

2017 LONGHORNS FOOTBALL

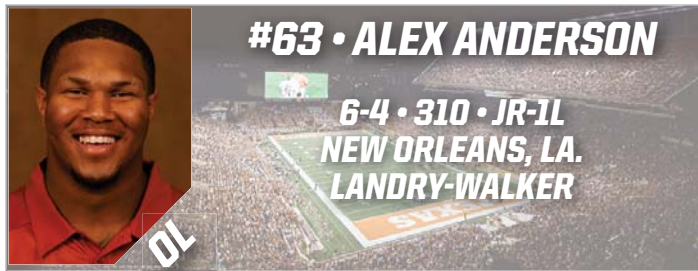


RETURNING
PLAYERS

TEXAS FOOTBALL MEDIA GUIDE



2017 RETURNING PLAYERS



A fourth-year offensive lineman who has played in five career games with one start ... was an all-state player in Louisiana ... ranked among the top 50 offensive guards in the nation coming out of high school ... member of the Big 12 Commissioner's Honor Roll (Spring 2015).

SOPHOMORE (2016)

Played in five games on offense and special teams ... made his first career appearance in a season opening win against Notre Dame ... made his first career start versus UTEP ... also played in games against Oklahoma State, Iowa State and West Virginia.

REDSHIRT FRESHMAN (2015)

Did not see action.

FRESHMAN (2014)

Redshirted ... enrolled in January and participated in spring drills.

HIGH SCHOOL

Coached by Emanuel Powell at Landry-Walker High School ... played both offensive and defensive line ... named first-team 4A All-State as an offensive lineman by the Louisiana Sports Writers Association in 2013 ... selected to the 2013 New Orleans All-Metro 5A-4A team by The Times-Picayune ... tabbed first-team All-District 9-4A ... ranked as the No. 33 offensive guard in the nation by Scout ... No. 47 OG in the nation by ESPN ... No. 62 OG nationally and No. 46 player in Louisiana by 247Sports ... No. 33 player in Louisiana by Rivals ... recorded 80 pancakes as a senior ... part of a line that scored 60-plus points twice during the season, including the opening round of the playoffs ... helped Landry-Walker to an 11-2 record and an appearance in the 2013 4A state semifinals ... helped Walker to a 6-4 record and advance to the second round of the 4A playoffs in 2012 ... played at Bonnabel High School as a sophomore ... posted 50 tackles and nine sacks ... part of a defense that allowed only 14.9 points per game ... helped the Bonnabel to a 5-4 record in 2011.

PERSONAL

Son of the late Ramona Anderson ... has four brothers ... began playing football at age 8 ... was active in community service at Landry-Walker High School ... enjoys being able to help youth ... an education major ... member of the Big 12 Commissioner's Honor Roll (Spring 2015).



A fourth-year tight end who has played in 37 career games with 16 starts ... moved from linebacker to tight end in the 2014 preseason ... an all-state performer in high school who was ranked among the top 25 inside linebackers in the nation as a senior.

JUNIOR (2016)

Played in all 12 games and made three starts ... blocked for the nation's leading rusher, D'Onta Foreman, who rushed for 2,028 yards ... totaled four catches for 82 yards and two touchdowns ... made his first appearance of the season against No. 10 Notre Dame, serving as a lead blocker in the 18-wheeler package ... started against UTEP, Kansas State, Baylor and TCU ... scored his first career touchdown in a loss to Oklahoma State in week four ... caught a pass over the middle and took it 39 yards to the end zone ... had two receptions for 23 yards in a win over No. 8 Baylor ... caught his second career touchdown ... started the regular season finale against TCU and had one catch for 20 yards against the Horned Frogs.

SOPHOMORE (2015)

Played in all 12 games, starting 10, at tight end ... recorded eight receptions for 77 yards for the season ... helped block for a rushing attack that ranked 18th in the nation and third in the Big 12 with 224.8 yards per game, including 263.0 ypg in the last seven ... the offense also ranked 26th in the nation in red zone efficiency (.882) ... part of an offense that was just the fourth at Texas since 1950 to record three games with six rushing TDs in a season ... made his first career reception for 10 yards at Notre Dame ... caught a five-yard pass and helped the offense post a season-high 650 total yards with 364 yards passing and 286 yards rushing with six rushing TDs versus Cal ... tallied a four-yard reception and helped the offense rush for an Oklahoma opponent season-high of 313 yards ... registered a five-yard reception and helped the offense rush for 274 yards and three TDs against Kansas State, while allowing just one sack ... notched a season-high 22-yard reception and one tackle at Iowa State ... had a 15-yard catch and helped the offense to matching 299-yard rushing and passing marks for 598 yards total with six rushing TDs against Kansas, while allowing just one sack ... helped the offense post 277 rushing yards at West Virginia ... helped the offense record 403 yards and six TDs on the ground versus Texas Tech, marking just the seventh 400-yard rushing game by Texas since 1980 ... totaled two receptions for 16 yards at Baylor

FRESHMAN (2014)

Saw action in all 13 games at either tight end or special teams with two starts (WVU & TCU) ... was a key cog in the running game all season long though did not record a reception ... recorded two special teams tackles in the BYU game ... made his first career start against West Virginia ... enrolled in January and participated in spring drills.

HIGH SCHOOL

Coached by Robert Weiner at Plant High School where he was a four-year letterman and two-year starter ... selected first-team 8A All-State by the Associated Press in 2013 ... also named first-team All-Western Conference and first-team All-Hillsborough County ... ranked as the No. 46 outside linebacker in the nation by ESPN ... No. 23 ILB nationally and No. 68 player in Florida by Rivals ... No. 24 ILB nationally and No. 66 player in Florida by 247Sports ... No. 36 MLB nationally by Scout ... registered 110 tackles, seven sacks, three fumble recoveries and one forced fumble as a senior ... helped Plant to an 11-2 record and an appearance in the 8A state semifinals in 2013 ... recorded 126 tackles, six sacks, 35 tackles for loss and eight passes defended as a junior ... notched 23 tackles and six tackles for loss against Tampa Bay Tech ... also played some tight end that season ... helped Plant to a 10-1 record and an appearance in the 8A regional semifinals in 2012 ... part of a Plant team that won the 2011 8A State Championship.

PERSONAL

Son of Chris and Sally Beck ... father, Chris, is in the military and has moved 11 times in his life, including spending time in Fort Hood, Texas, and twice in Germany ... father played soccer and lacrosse at Army ... has one brother, Alex ... is also a member of the Texas Cowboys Service Organization.

BECK'S CAREER STATISTICS

RECEIVING/RUSHING

Year	G/GS	Rec-Yds	YPC	TD	Long	Rush-Yds	YPC	TD	Long
2014	13/2	0-0	0.0	0	--	0-0	0.0	0	--
2015	12/10	8-77	9.6	0	22	0-0	0.0	0	--
2016	12/4	4-82	20.5	2	39	0-0	0.0	0	--
Career	37/16	12-159	13.3	2	39	0-0	0.0	0	--

CAREER HIGHS

Points scored: 6, at Oklahoma State, Oct 1, 2016 ; Baylor, Oct 29, 2016
 Touchdowns: 1, at Oklahoma State, Oct 1, 2016 ; Baylor, Oct 29, 2016
 Receptions: 2, at Baylor, Dec 05, 2015 ; Baylor, Oct 29, 2016
 Receiving yards: 39, at Oklahoma State, Oct 1, 2016
 Receiving TDs: 1, at Oklahoma State, Oct 1, 2016 ; Baylor, Oct 29, 2016
 Long reception: 39, at Oklahoma State, Oct 1, 2016
 All-purpose yards: 39, at Oklahoma State, Oct 1, 2016
 Kick returns: 1, California, Sep 19, 2015
 Kick return yards: 8, California, Sep 19, 2015
 Long kick return: 8, California, Sep 19, 2015
 Tackles: 2, BYU, Sep 06, 2014

2017 RETURNING PLAYERS



#38 • MITCHELL BECKER

6-3 • 195 • SR-1L
LEAGUE CITY, TEXAS
CLEAR CREEK

K

A fifth-year specialist who has played in 12 career games ... four-time member of the Big 12 Commissioner's Honor Roll (spring 2014, spring 2016, fall 2016; spring 2017) ... was a second-team all-region punter his senior year at Clear Creek HS.

JUNIOR (2016)

Played in all 12 games, primarily as the kickoff specialist ... had seven kickoffs for 435 total yards (62.1 avg) as the Longhorns kickoff specialist in the season-opener against No. 10 Notre Dame ... also had two touchbacks ... had eight kickoffs against California for a total of 510 yards (63.8 avg) ... also had two touchbacks ... had six kickoffs against Oklahoma State for 373 yards (62.2 avg) and four touchbacks ... had six kickoffs for 384 total yards (64.0 avg) against OU ... had six kickoffs for 387 yards (64.5 avg) and recorded a career high one tackle against Iowa State ... had three kicks for 194 yards (64.7 avg) and one touchback against Kansas State ... had seven kicks for 451 yards (64.4 avg) and five touchbacks against Baylor ... had eight kickoffs for 519 yards (94.9 avg) against Texas Tech ... also had five touchbacks ... had five kickoffs against West Virginia, totaling 299 yards (59.8 avg) ... also had three touchbacks ... kicked off four times and averaged 59.5 yards per kick at Kansas ... totaled four kickoffs for an average of 60.5 yards against TCU ... was also 2-for-2 on field goal attempts against the Horned Frogs.

SOPHOMORE (2015)

Did not see game action.

REDSHIRT FRESHMAN (2014)

Did not see game action.

FRESHMAN (2013)

Redshirted.

HIGH SCHOOL

Coached by Darrell Warden at Clear Creek High School ... second-team all-region punter ... started as punter/kicker for two years ... three-year letterman ... hit 8 of 11 field goals with a 38-yard punting average his senior year ... also lettered in basketball.

PERSONAL

Born in Seattle, Wash. ... lived in England from 1996-2001 before moving to the Houston area ... parents are Ransom and Helen ... has one brother, John ... brother graduated from Texas in 2013 ... majoring in Finance ... four-time member of the Big 12 Commissioner's Honor Roll.

BECKER'S CAREER STATISTICS

KICKOFFS

Year	G	No.	Yds	Avg.	TB	OB	RETN	NET	YDLN
2016	12	72	4,538	63.0	27	1			
Career	12	72	4,538	63.0	27	1			

KICKING

Year	G	Made	Att	Long	Pct	Blkd
2016	12	2	2	31	100.0	0
Career	12	2	2	31	100.0	0

CAREER HIGHS

Points scored: 6, TCU, Nov 25, 2016
Points by kicking: 6, TCU, Nov 25, 2016
Field goals made: 2, TCU, Nov 25, 2016
Field goal attempts: 2, TCU, Nov 25, 2016
Longest field goal: 31, TCU, Nov 25, 2016
Tackles: 1, Iowa State, Oct 15, 2016 (1-0)



#27 • RODERICK BERNARD

5-10 • 185 • SR-2L
HOUSTON, TEXAS
SHARPSTOWN

RB

A fourth-year player who has appeared in 15 career games, primarily on special teams ... missed the 2016 season and 2017 spring practices due to injury ... chosen to the Houston Chronicle's Top 100 (Houston area) ... ranked as the No. 56 wide receiver in the nation by Scout.

JUNIOR (2016)

Did not play due to injury.

SOPHOMORE (2015)

Played in 10 games, primarily on special teams, missing games against Cal and TCU ... caught one pass for four yards against Iowa State.

FRESHMAN (2014)

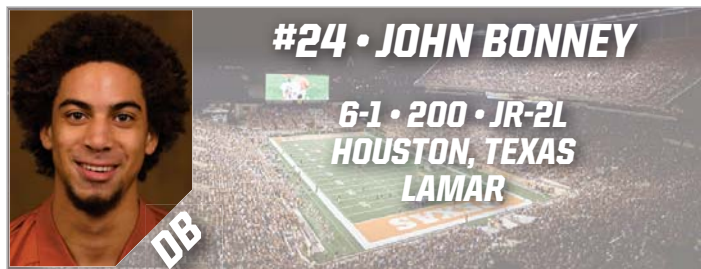
Played in five games, all on special teams ... injured vs. Kansas State and missed the rest of the season ... was serving as one of the primary kickoff returners at the time ... saw his first collegiate action against Kansas on special teams ... also played vs. Baylor and Oklahoma ... returned two kickoffs against Oklahoma ... served as the primary kick returner against Iowa State, returning six kicks, including a 26-yarder ... had a career-long 28-yard kick return against Kansas State before tearing the anterior cruciate ligament in his left knee.

HIGH SCHOOL

Coached by Charles Perridon at Sharpstown HS ... three-time all-district selection ... chosen first-team All-District 21-4A as a wide receiver in 2013 ... No. 69 WR nationally and No. 55 player in Texas by 247Sports ... No. 73 WR in the nation by ESPN ... No. 80 WR nationally and No. 62 player in Texas by Rivals ... No. 9 WR recruit in Texas by Dave Campbell's Texas Football ... rushed 60 times for 594 yards and four TDs while catching 25 passes for 364 yards and two TDs with two kick return TDs as a senior ... helped Sharpstown to a 5-5 record and an appearance in the 4A DII bi-district playoffs in 2013 ... tabbed first-team All-District 21-4A as both a defensive back and as an athlete in 2012 ... made 34 receptions for 790 yards and nine TDs with 13 rushes for 119 yards and two TDs as a junior ... helped Sharpstown to an 8-3 record and an appearance in the 4A DII bi-district playoffs in 2012 ... named second-team All-District 21-4A as both a running back and a defensive back in 2011 ... helped Sharpstown to an 8-3 record and an appearance in the 4A DII area playoffs in 2011.



2017 RETURNING PLAYERS



A fourth-year defensive back who has played in 24 career games with 13 starts ... 2015 first-team Academic All-Big 12 selection ... three-time member of the Big 12 Commissioner's Honor Roll (fall 2014; spring 2015; fall 2015) ... ranked among the top 25 safeties nationally as a high school senior.

SOPHOMORE (2016)

Played in all 12 games, including starting the final seven at cornerback ... recorded two tackles in the game versus California ... played against OSU with two solo tackles ... had four total tackles against OU ... recorded six solo tackles against Iowa State ... had three tackles and a pass breakup against Kansas State ... had six tackles, including a half tackle for a loss and two pass breakups against Baylor ... had seven tackles against Texas Tech (four solo and three assisted) ... also had one forced fumble and one pass breakup ... had one solo tackle against West Virginia ... also had two pass break ups ... totaled five solo tackles and three pass breakups at Kansas ... had three tackles against TCU.

REDSHIRT FRESHMAN (2015)

Played in all 12 games on defense and special teams, starting the first four contests and six total at cornerback ... recorded 29 tackles (24 solo), including two tackles for loss and one sack, with one pass breakup, one pressure and one forced fumble ... first-team Academic All-Big 12 selection ... opened the season with two tackles against both Notre Dame and Rice ... posted six solo tackles versus Cal ... had one tackle against Oklahoma State ... recorded one tackle and one PBU at TCU ... registered three tackles against Oklahoma ... notched a tackle for loss versus Kansas State ... tallied two tackles at Iowa State ... set a season high with nine tackles while adding one tackle for loss and one forced fumble that led to a TD drive against Texas Tech ... finished with two tackles at Baylor.

FRESHMAN (2014)

Redshirted ... served as a reserve cornerback.

HIGH SCHOOL

Coached by Tom Nolen at Lamar High School ... four-year starter and three-time all-district honoree ... participated in Nike's The Opening ... did not miss a start and played every special teams down during his career ... helped Lamar to four district championships and an overall 45-7 record ... posted six interceptions for 93 return yards and one TD during his career ... selected first-team All-District 20-5A in 2013 ... chosen to the Houston Chronicle's Top 100 (Houston area) ... listed on the Austin American-Statesman's Fab 55 (state's top prospects) ... ranked as the No. 14 safety in the nation by Scout ... No. 20 safety in the nation by ESPN ... No. 22 safety nationally and No. 32 player in Texas by 247Sports ... No. 30 safety nationally and No. 39 player in Texas by Rivals ... No. 8 safety recruit in the state by Dave Campbell's Texas Football ... recorded 36 tackles and eight passes defended as a senior ... the defense allowed an average of just 8.9 points per game, including four shutouts ... helped Lamar to an 11-1 record and an appearance in the 5A DI regional playoffs in 2013 ... tabbed second-team All-District 20-5A in 2012 ... recorded five interceptions as a junior ... helped Lamar to a 15-1 record and an appearance in the 5A DI state title game in 2012 ... named honorable mention All-District 20-5A in 2011 ... helped Lamar to a 10-3 record and an appearance in the 5A DI regional playoffs in 2011.

PERSONAL

Son of Jerry and Rose Bonney ... has two older brothers - Remi and Joshua ... brother, Joshua, played basketball at Elon ... three-time member of the Big 12 Commissioner's Honor Roll (fall 2014; spring 2015; fall 2015).

BONNEY'S CAREER STATISTICS

DEFENSE

Year	G/GS	TT (Solo)	Sacks	TFL	QBP	INT	PBU	FF	FR
2014				Redshirted					
2015	12/6	29 (24)	1.0-8	2.0-9	1	0-0	1	1	0-0
2016	12/7	39 (30)	0-0	0.5-1	1	0-0	9	1	0-0
Career	24/13	68 (54)	1.0-8	2.5-10	2	0-0	10	2	0-0

CAREER HIGHS

Tackles: 9, Texas Tech, Nov 26, 2015 (6-3)
 Sacks: 1.0, Kansas State, Oct 24, 2015 (1-0)
 Tackles for loss: 1.0, Texas Tech, Nov 26, 2015 (1-0); Kansas State, Oct 24, 2015 (1-0)
 Fumbles forced: 1, at Texas Tech, Nov 05, 2016 ; Texas Tech, Nov 26, 2015
 Pass breakups: 3, at Kansas, Nov 19, 2016



A second-year linebacker who redshirted in 2016 ... enrolled in January of 2016 ... was a two-time all-state selection ... two-way player in high school at linebacker and running back ... rated among the top recruits in the state of Texas.

FRESHMAN (2016)

Redshirted.

HIGH SCHOOL

Coached by Matt Turner at Gilmer High School ... two-way player at linebacker and running back who is a two-time all-state and four-time all-district honoree ... named second-team 4A All-State as a defensive lineman by the Texas Sports Writers Association and honorable mention by the Associated Press in 2015 ... picked to the All-USA Texas First Team by USA Today ... chosen MVP of District 5-4A DII ... tabbed as one of "2016 Texas' Best" and honorable mention 2015 Super Team by Dave Campbell's Texas Football ... picked a Top 100 prospect in Texas by the Waco Tribune ... ranked No. 13 ILB nationally and No. 38 overall in Texas by Rivals ... rated No. 530 (No. 20 safety) nationally and No. 80 overall in Texas by 247Sports ... ranked No. 19 safety nationally and No. 91 overall in Texas by ESPN ... ranked No. 36 OLB nationally and No. 5 OLB in Texas by Scout ... recorded 104 carries for 681 rushing yards (6.5 ypc) and 19 touchdowns, 37 receptions for 471 yards (12.7 ypr) and six touchdowns, 74 tackles, five sacks, 22 pressures, one interception, two forced fumbles and one fumble recovery as a senior ... helped Gilmer to a 14-1 overall record, including a 5-0 district record and championship, and an appearance in the 4A Division II semifinals in 2015 ... named 2015 preseason third-team Super Team as a utility player by Dave Campbell's Texas Football ... selected second-team 4A All-State by the Texas Sports Writers Association and honorable mention by the Associated Press in 2014 ... tabbed Defensive MVP of District 5-4A DII ... recorded 101 tackles, seven tackles for loss, 5.5 sacks, 14 pressures, one interception, one pass breakup, two fumble recoveries and five forced fumbles as a junior ... also rushed 27 times for 260 yards (9.6 ypc) and six touchdowns with nine receptions for 91 yards and one touchdown ... helped Gilmer to a 16-0 record and the 4A Division II state championship in 2014 ... earned Defensive Newcomer of the Year honors for District 16-3A in 2013 ... compiled 48 tackles, 12 tackles for loss, six sacks, eight pressures, two fumble recoveries and seven caused fumbles as a sophomore ... also had 13 rushes for 166 yards and one touchdown with three receptions for 45 yards ... helped Gilmer to an 11-2 record, including a 5-1 district mark, and an appearance in the 3A Division 2 regional playoffs in 2013 ... named first-team All-District 16-3A in 2012 ... collected 60 tackles, 13 tackles for loss, six sacks, 23 pressures and one forced fumble as a freshman ... had four games with at least four pressures ... also competed in track and field at Gilmer.

PERSONAL

Brother, Kris, is a defensive back with the Longhorns ... cousin, Curtis Brown, was an All-Big 12 defensive back at Texas (2007-10) who played three seasons with the Pittsburgh Steelers (2011-13) and is now with the New York Jets ... cousin, Bobby Taylor, spent 10 seasons in the NFL (Philadelphia Eagles, 1995-2003; Seattle Seahawks, 2004).

2017 RETURNING PLAYERS



A third-year defensive back who has played in 24 games and made eight career starts ... named preseason All-Big 12 by Athlon Sports in 2017 ... rated among the top 10 cornerbacks in the nation as a senior in high school.

SOPHOMORE (2016)

Played in 12 games and started the final eight at cornerback ... was sixth on the team with 51 tackles (45 solo) ... had an interception, two forced fumbles, two fumble recoveries and five pass breakups ... played in the season opener against No. 10 Notre Dame ...played against UTEP and had a half tackle for a loss, a career high ... returned two kicks for 29 total yards in a week three loss at Cal ... also added a tackle ...Played against OSU with 3 solo tackles ...one for a loss of one yard ... started against OU and recorded 9 total tackles, 6 solo and 3 assists ... had 3 solo tackles and 3 pass breakups against Iowa State ... had three solo tackles against Kansas State ... had six tackles and one pass breakup against Baylor ... was second on the team with eight tackles in a road win at Texas Tech ... all eight stops were solo ... registered his first career interception to seal the game, intercepting a Patrick Mahomes pass in the end zone with nine seconds left ... had one pass breakup at Kansas ... totaled a team-high eight tackles in the 'Horns regular season finale against TCU.

FRESHMAN (2015)

Played in all 12 games on defense and special teams ... registered 16 tackles (nine solo) and one forced fumble ... tied for the team lead with four special teams tackles ... collected four tackles and one forced fumble at Notre Dame ... secured two tackles against Rice ... set a season high with seven tackles versus Oklahoma State ... returned three kickoffs for 52 yards at TCU ... recorded two kickoff returns for 63 yards, including one for 36 yards against Oklahoma ... had one tackle against Kansas State, Iowa State and Kansas ... added a 29-yard kickoff return versus Kansas ... posted two kickoff returns for 42 yards at West Virginia.

HIGH SCHOOL

Coached by former UT assistant Jeff Traylor at Gilmer High School ... an all-state and three-time all-district honoree ... selected to participate in the 2015 U.S. Army All-America Bowl ... invited to participate in Nike's 2014 The Opening ... named second-team 4A All-State as a defensive back by the Texas Sports Writers Association, and honorable mention by the Associated Press in 2014 ... chosen Co-MVP and first-team All-District 5-4A ... played both running back and defensive back ... rated No. 41 (No. 8 CB) nationally and No. 8 (No. 2 CB) in Texas by Scout ... ranked No. 75 (No. 9 CB) nationally and No. 12 in Texas by 247Sports ... rated No. 114 (No. 11 CB) nationally and No. 13 in Texas by Rivals ... ranked No. 241 (No. 21 CB) nationally and No. 30 in Texas by ESPN ... rated No. 3 CB in the state by Dave Campbell's Texas Football ... placed No. 13 on the Fab 55 by the Austin American-Statesman ... totaled 1,052 rushing yards and 22 TDs on 107 carries (9.8 ypc) and 808 receiving yards and nine TDs on 36 receptions (22.4 ypr) on offense as a senior ... also recorded 43 tackles (32 solo) with one tackle for loss, two interceptions, four pass breakups and one fumble recovery on defense ... part of an offense that averaged 59.4 points and 536.1 total yards per game, including nine games of 60 or more points and two games of 80 or more ... also part of a defense that allowed just 17.1 points per game ... helped Gilmer to a 16-0 record and the 4A Division 2 state championship in 2014 ... named 2014 preseason second-team Super Team by Dave Campbell's Texas Football ... tabbed first-team All-District 16-3A as a running back and second team as a defensive back in 2013 ... amassed 1,191 rushing yards and 19 rushing TDs on 113 carries (10.5 ypc) with 332 receiving yards and four TD on 23 receptions (14.4 ypr) as a junior ... also notched 26 tackles, two forced fumbles and one fumble recovery ... helped Gilmer to an 11-2 record, including a 5-1 district mark, and an appearance in the 3A Division 2 regional playoffs in 2013 ... chosen Offensive Newcomer of the Year in District 16-3A in 2012 ... rushed for 1,276 yards and 19 TDs on 161 carries (7.9 ypc), while catching 20 passes for 226 yards and two TDs as a sophomore ... also recorded 18 tackles and one forced fumble on defense ... helped Gilmer to a 14-2 record, including a 6-0 district mark, and an appearance in the 3A Division 2 state title game in 2012 ... was also a standout track and field performer ... member of the 4x200-meter relay unit which set the Texas record (1:25.49) at the 2015 UIL 4A state meet ... was also the runner-up in the 100 meters (10.58w) at that meet.

PERSONAL

Born in Gilmer, Texas, but has also lived in Dallas ... brother, Demarco, is a linebacker with the Longhorns ... cousin, Curtis Brown, was an All-Big 12 defensive back at Texas (2007-10) who played three seasons with the Pittsburgh Steelers (2011-13) and is now with the New York Jets ... cousin, Bobby Taylor, spent 10 seasons in the NFL (Philadelphia Eagles, 1995-2003; Seattle Seahawks, 2004) ... likes to draw and listen to music.

BOYD'S CAREER STATISTICS

DEFENSE

Year	G/GS	TT (Solo)	Sacks	TFL	QBP	INT(Yds)	PBU	FF	FR
2015	12/0	16 (9)	0-0	0-0	0	0-0	0	1	0
2016	12/8	51(45)	0-0	1.5-5	0	1-0	5	2	2
Career	24/8	67 (54)	0-0	1.5-5	0	1-0	5	3	2

SPECIAL TEAMS

Year	G	PR-Yds	YPR	TD	Long	KR-Yds	YPR	TD	Long
2015	12	0-0	0.0	0	--	9-185	20.6	0	36
2016	12	0	0.0	0	--	2-29	14.5	0	16
Career	24	0-0	0.0	0	--	11-214	19.5	0	36

CAREER HIGHS

Long kick return: 36, vs Oklahoma, Oct 10, 2015
 Interceptions: 1, at Texas Tech, Nov 05, 2016
 Tackles: 9, vs Oklahoma, Oct 08, 2016 (6-3)
 Fumbles forced: 1, Three times
 Fumbles recovered: 1, West Virginia, Nov 12, 2016 ; vs Oklahoma, Oct 08, 2016
 Pass breakups: 3, Iowa State, Oct 15, 2016



A second-year defensive back who redshirted in 2016 ... named one of the "2016 Texas' Best" by Dave Campbell's Texas Football ... was a first-team All-District 23-6A player in 2015.

FRESHMAN (2016)

Redshirted.

HIGH SCHOOL

Coached by Bill Barron at Elsik ... a two-time all-district honoree ... selected first-team All-District 23-6A in 2015 ... named to the "2016 Texas' Best" by Dave Campbell's Texas Football ... ranked in the Greater Houston Top 100 by the Houston Chronicle ... picked a Top 100 prospect in Texas by the Waco Tribune ... rated No. 24 safety nationally and No. 6 safety in Texas ... ranked No. 640 nationally (No. 26 safety) and No. 68 overall in Texas ... rated No. 38 safety nationally and No. 76 overall in Texas ... tied for the lead in the district with three interceptions as a senior ... helped the defense allow only 14.3 points per game, including a stretch of four straight games to end the regular season allowing six points or fewer with two shutouts ... part of a defense that led the district in passing defense (80.6 ypg) and ranked second in total defense (191.7 ypg) and rushing defense (111.1 ypg) ... helped Elsik to a 7-4 overall record, including a 6-2 district mark, and an appearance in the 6A Division I bidistrict playoffs in 2015 ... selected to the 2015 preseason All-Greater Houston second team by the Houston Chronicle ... named first-team All-District 23-6A in 2014 ... led the district with five interceptions while recording 43 tackles, two forced fumbles, and five pass breakups as a junior ... helped the defense allow just 18.7 points per game, including four games of 10 points or fewer ... the scoring defense ranked second in the district, along with the passing defense (106.1 ypg), while total defense was third (271.5 ypg) ... helped Elsik to a 9-2 overall record, including a 7-1 district mark and championship, and an appearance in the 6A Division I bidistrict playoffs in 2014 ... missed most of his sophomore season after suffering an injury in the third game of the 2012 season ... also competed in track and field at Elsik.

PERSONAL

Son of Latisha and Cornell Brown ... has two siblings - Cornell Jr. and Daejah ... cousin, Keenen Brown, plays football at Oklahoma State.

2017 RETURNING PLAYERS



A second-year quarterback who has played in and started all 12 games in his career ... enrolled at Texas in January 2016 ... named the starter as a true freshman and became the first true freshman QB in school history to start the first two games of his career ... was just the second true freshman QB, joining Bobby Layne (1944), to start the season opener ... was named Big 12 Conference Newcomer of the Week three times during his freshman season ... was a two-time all-state quarterback who was rated as one of the top QBs in the nation coming out of high school ... also an academic all-state honoree ... named to the Academic All-Big 12 Rookie team for 2016-17 ... two-time member of the Big 12 Commissioner's Honor Roll (spring 2016; spring 2017).

FRESHMAN (2016)

Played in and started all 12 games ... named honorable mention Big 12 Offensive Freshman of the Year ... honored at quarterback on ESPN.com's All-Big 12 Underclassmen team ... completed 236-of-391 (60.4%) of passes through the first 12 games of his career for a UT freshmen-record 2,958 passing yards and 21 passing touchdowns ... is the first UT quarterback since Colt McCoy in 2009 to have at least 2,500 passing yards and 20 touchdowns in a season ... became the first player since Bobby Layne in 1944 to start his first career game as a true freshman at quarterback for Texas and is the only player in school history to start each of his first two games ... is tied for second-fastest to reach 2,000 passing yards in a season in UT history ... completed 16-of-26 passes for 280 yards (true freshman record) in the season opener against Notre Dame ... also had 313 yards of total offense (true freshman QB record) and accounted for three touchdowns (2 pass, 1 rush) ... one of the touchdowns was a 72-yard pass down the sideline to John Burt, which was tied for the fourth-longest TD pass by a true freshman in school history ... was named Big 12 Conference Newcomer of the Week (Sept. 6) following the 50-47 2OT win against No. 10 Notre Dame ... completed 22-of-27 (81.5%) of his passes in a week two victory over UTEP ... tied James Brown's freshman record for completion percentage in a game ... finished with 244 yards and four touchdowns through the air ... four touchdowns tied a freshman school-record ... his 244 yards passing marked his second consecutive 200-yard game ... the only true freshman in school history to register more than one 200-yard passing game in his inaugural campaign ... was named Big 12 Conference Newcomer of the Week (Sept. 12) following a 41-7 victory over UTEP ... passed for 196 yards and a touchdown in a week three loss to Cal ... completed 21-of-33 passes for 239 yards and a touchdown in a loss to Oklahoma State ... completed 19-of-36 passes for 245 yards and three touchdowns against Oklahoma ... his 245 passing yards were the third-most as a freshman against Oklahoma in school history and eighth-most overall ... three passing touchdowns tied for most ever against Oklahoma ... completed 26-of-38 passes for 296 yards in a win against Iowa State ... completions, attempts and yards were all new career highs ... 296 passing yards and 329 all-purpose yards were true freshman records ... completed 75-yard touchdown pass to Devin Duvernay in the third quarter, the fourth-longest touchdown pass by a freshman in school history ... was 17-of-24 for 222 yards and two touchdowns on the road at Kansas State ... his 80-yard touchdown pass to Devin Duvernay marked the third-longest pass by a freshman (longest by a true freshman) in school history ... completed 12-of-21 for 291 yards and two touchdowns in a win over previously-unbeaten Baylor ... made his ninth start of the season at Texas Tech, breaking Bobby Layne's (1944) school record for most starts in a season by a true freshman QB ... completed 20-of-40 passes for 244 yards and two touchdowns to lead the Longhorns to their first road win of the season ... completed 31-of-48 passes for a career high 318 yards against No. 11/10 West Virginia ... completed 17-of-26 passes for 165 yards and a touchdown against Kansas ... passed for 218 yards on 16-of-39 in the regular season finale against TCU ... has a record of 5-7 (.417) this season, tied for the most wins in school history by a true freshman QB ... 2,958 yards was the most by a freshman in school history ... 21 touchdown passes was second-most all-time by a freshman QB ... finished season ranked seventh at UT in single season passing yards ... passed for at least 200 yards in 10 of 12 games in 2016 ... threw a touchdown pass in 11 of 12 games and passed for multiple touchdowns in seven.

HIGH SCHOOL

Coached by Laban DeLay at Arlington Lamar ... two-time all-state and three-time all-district honoree ... invited to participate in Nike's 2015 The Opening ... passed for 6,379 yards and 73 touchdowns while rushing for 1,805 yards and 21 touchdowns in his career ... named second-team 6A All-State by the Associated Press in 2015 ... chosen second-team 6A Academic All-State ... tabbed the top quarterback in Texas and to "2016 Texas' Best" by Dave Campbell's Texas Football ... selected MVP of District 4-6A ... earned second-team Super Team honors from the Fort Worth Star-Telegram ... tabbed the No. 11 recruit in North Texas by the Dallas Morning

News ... picked a Top 30 prospect in Texas by the Waco Tribune ... named Lamar team MVP ... placed No. 15 on the Austin American-Statesman's Fab 55 ... ranked No. 116 nationally (No. 5 dual-threat QB) and No. 13 overall in Texas by Rivals ... rated No. 182 nationally (No. 9 QB) and No. 2 QB in Texas by Scout ... ranked No. 188 nationally (No. 4 dual-threat QB) and No. 29 overall in Texas by 247Sports ... rated No. 243 nationally (No. 11 QB) and No. 42 overall in Texas by ESPN ... completed 177-of-274 passes (64.6 percent) for 2,498 yards and 29 touchdowns with only six interceptions, while rushing 120 times for 820 yards (6.8 ypc) and 10 touchdowns as a senior ... led the offense to an average of 39.1 points per game ... helped Lamar to an 11-2 overall record, including a 6-1 district mark, and an appearance in the 6A Division II regional playoffs in 2015 ... named 2015 preseason second-team Super Team by Dave Campbell's Texas Football ... selected honorable mention 6A All-State by the Associated Press and Texas Sports Writers Association in 2014 ... tabbed Offensive Player of the Year of District 4-6A ... named first-team Super Team by the Fort Worth Star-Telegram ... chosen Lamar team MVP ... completed 188-of-276 passes (68.1 percent) for 2,504 yards, 31 touchdowns with only six interceptions, along with 81 rushes for 609 yards (7.5 ypc) and seven touchdowns as a junior ... led Lamar to an average of 42.0 points per game ... helped Lamar to an 8-3 overall record, including a 6-1 district mark, and an appearance in the 6A Division II bidistrict playoffs in 2014 ... chosen first-team All-District 3-5A in 2013 ... completed 103-of-176 passes (58.5 percent) for 1,377 yards and 14 touchdowns with just two interceptions, while rushing 73 times for 376 yards and four touchdowns as a sophomore ... part of an offense that averaged 36.9 points per game ... helped Lamar to a 9-3 overall recorded, including a 6-1 district mark, and an appearance in the 5A Division II area playoffs in 2013 ... also played baseball as a pitcher and shortstop at Lamar.

PERSONAL

Born in Arlington, Texas ... achieved a 4.0 GPA as a senior and was a three-time honor roll member ... has volunteered at the Boys and Girls Club ... enjoys basketball, golf and fishing ... father, Steve, played baseball at Stanford and spent 11 seasons (1985-95) in Major League Baseball with the Rangers, Cubs and Pirates primarily as a third baseman ... is now the bench coach for the Texas Rangers ... brother, Garrett, played baseball at Oklahoma and in the minor leagues for five seasons.

BUECHELE'S CAREER STATISTICS

PASSING/RUSHING

Year	G/GS	Comp-Att	Pct.	Yds	Rating	TD	INT	Long	Rush/TD	Long
2016	12/12	236-391	60.4	2,958	136.00	21	11	80	96-161/2	23
Career	12/12	236-391	60.4	2,958	136.00	21	11	80	96-161/2	23

CAREER HIGHS

Points scored: 6, West Virginia, Nov 12, 2016 ; Notre Dame, Sep 04, 2016
 Touchdowns: 1, West Virginia, Nov 12, 2016 ; Notre Dame, Sep 04, 2016
 Rush attempts: 13, West Virginia, Nov 12, 2016
 Rush yards: 44, West Virginia, Nov 12, 2016 (13 carries)
 Rush TDs: 1, West Virginia, Nov 12, 2016 ; Notre Dame, Sep 04, 2016
 Long rush: 23, West Virginia, Nov 12, 2016
 Pass attempts: 48 [2nd], West Virginia, Nov 12, 2016
 Pass completions: 31 [1st], West Virginia, Nov 12, 2016
 Pass yards: 318, West Virginia, Nov 12, 2016
 Pass TDs: 4, UTEP, Sep 10, 2016
 Had intercepted: 3, at Kansas, Nov 19, 2016
 Long pass: 80, at Kansas State, Oct 22, 2016
 Total offense attempts: 61, West Virginia, Nov 12, 2016 (13 rush, 48 pass)
 Total offense yards: 362, West Virginia, Nov 12, 2016 (44 rush, 318 pass)
 All-purpose yards: 44, West Virginia, Nov 12, 2016
 Punt attempts: 1, Baylor, Oct 29, 2016
 Punt yards: 36, Baylor, Oct 29, 2016 (1 punts)
 Longest punt: 36, Baylor, Oct 29, 2016
 Tackles: 1, at California, Sep 17, 2016 (1-0)

2017 RETURNING PLAYERS



A third-year wide receiver who has played in 21 career games and started 17 games ... has two 100-yard games in his career ... was an all-state performer in high school ... ranked as the No. 19 wide receiver in the nation according to Rivals ... member of the Big 12 Commissioner's Honor Roll (fall 2015) ... also a member of the Texas Track & Field program ... finished second in 110H at 2016 Big 12 Championships and competed at NCAA Championships in Eugene in both the 110H and the 4x100m Relay ... a second-team All-American as part of the 4x100 Relay team ... competed in 110H at the 2017 NCAA Championships.

SOPHOMORE (2016)

Played in nine games and made five starts (Notre Dame, UTEP, Cal, Oklahoma State and Oklahoma) ... had 18 catches for 201 yards and a touchdown ... caught a career-high six passes for 111 yards in a 50-47 2OT win against No. 10 Notre Dame ... also caught a touchdown pass - a 72-yard reception down the sidelines ... caught two passes for 28 yards in a week two win over UTEP ... caught four passes for 36 yards in a week three loss at California ... two catches for 16 yards against Oklahoma State ... caught two passes for 6 yards against OU ... had two catches against West Virginia.

FRESHMAN (2015)

Started all 12 games ... led the team with 457 receiving yards (No. 6 on the UT freshman list), while finishing second in receptions with 28 and tied for the team lead with two receiving TDs ... his two receiving touchdowns were for 84 and 69 yards (76.5 ypc), the third and 12th-longest receptions, respectively, by a freshman in UT history ... caught multiple passes in eight games, reaching his season high of four on four occasions ... pulled in his first collegiate receptions, a 48-yarder, at Notre Dame ... scored a TD on a 69-yard reception (12th-longest on the UT freshman list) against Rice ... set his season high with four receptions for 65 yards (16.3 ypr), including a 43-yarder versus Cal ... had a four-yard catch against Oklahoma State ... recorded two catches for 36 yards at TCU ... made two receptions for five yards versus Oklahoma ... secured two catches for 25 yards against Kansas State ... registered two catches for 11 yards at Iowa State ... shared team offensive MVP honors against Kansas by setting a season high with 113 receiving yards (No. 11 on the UT freshman single-game list) on four receptions (28.3 ypr), including a 84-yard TD, the third-longest reception by a freshman and tied for ninth-longest overall in UT history ... hauled in a 37-yard pass at West Virginia ... totaled four catches against both Texas Tech (23 yards) and Baylor (21 yards).

HIGH SCHOOL

Coached by Yusuf Shakir at Lincoln High School ... a two-time all-state honoree ... selected to participate in the 2015 Under Armour All-America Game ... invited to participate in Nike's 2014 The Opening ... tabbed second-team 7A All-State by the Associated Press in 2014 ... named first-team All-Big Bend Area by the Tallahassee Democrat ... ranked No. 93 (No. 11 WR) nationally and No. 17 in Florida by Rivals ... rated No. 153 (No. 19 WR) nationally and No. 21 (No. 5 WR) in Florida by Scout ... ranked No. 196 (No. 21 WR) nationally and No. 27 in Florida by 247Sports ... rated No. 201 (No. 25 WR) nationally and No. 35 in Florida by ESPN ... played in eight games as a senior making 25 receptions for 585 yards (23.4 ypr) and eight TDs ... also returned eight kickoffs for 380 yards (47.5 ypr) and two TDs, including returns of 99 and 92 yards, while returning six punts for 98 yards (16.3 ypr) and one TD ... had at least three catches in six of those games ... helped Lincoln to a 7-1 record in the games he played and a 7-3 mark overall with an appearance in the 7A regional quarterfinal playoffs in 2014 ... tabbed second-team 7A All-State by the Associated Press in 2013 ... named first-team All-Big Bend Area by the Tallahassee Democrat ... tallied 37 receptions for 713 yards (19.3 ypr) and nine TD as a junior ... also returned six kickoffs for 243 yards (40.5 ypr), while returning 11 punts for 169 yards (15.4 ypr) ... helped Lincoln to a 7-5 record and an appearance in the 7A regional semifinals in 2013 ... caught 11 passes for 115 yards and two TDs as a sophomore.

PERSONAL

Born in Tallahassee, Fla. ... parents are Tonja and Ray Mathews, and John Burt III ... mother is a lawyer ... a four-year member of the honor roll in high school ... grandmother, Barbara White, is the former dean of social work at UT ... aunt, Phaedra White Abbott, is the senior program coordinator in UT's school of undergraduate studies ... enjoys video games, ping pong and going to the movies ... member of the Big 12 Commissioner's Honor Roll (fall 2015).

BURT'S CAREER STATISTICS

RECEIVING/RUSHING

Year	G/GS	Rec-Yds	YPC	TD	Long	Rush-Yds	YPC	TD	Long
2015	12/12	28-457	16.3	2	84t	1-(-2)	0.0	0	--
2016	9/5	18-201	11.2	1	72	0-0	0.0	0	--
Career	21/17	46-658	14.3	3	84t	1-(-2)	0.0	0	--

CAREER HIGHS

Points scored: 6, Kansas, Nov 07, 2015 ; Notre Dame, Sep 04, 2016 ; RICE, Sep 12, 2015
 Touchdowns: 1, Kansas, Nov 07, 2015 ; Notre Dame, Sep 04, 2016 ; RICE, Sep 12, 2015
 Rush attempts: 1, Texas Tech, Nov 26, 2015
 Rush yards: -2, Texas Tech, Nov 26, 2015 (1 carries)
 Receptions: 6, Notre Dame, Sep 04, 2016
 Receiving yards: 113, Kansas, Nov 07, 2015 (4 receptions)
 Receiving TDs: 1, Kansas, Nov 07, 2015 ; Notre Dame, Sep 04, 2016 ; RICE, Sep 12, 2015
 Long reception: 84, Kansas, Nov 07, 2015
 All-purpose yards: 113, Kansas, Nov 07, 2015



A first-year running back who enrolled at Texas in January 2017 ... was an All-American and All-District running back in high school.

HIGH SCHOOL

Coached by Todd Thompson at Langham Creek ... an All-American and three-time All-District running back ... played in the 2017 Under Armour All-America Game ... was a unanimous first team All-District 17-6A selection at running back following his senior season ... named second team All-USA Texas at running back ... also named to Dave Campbell's Texas Football 2016 Super Team ... rushed for 3,712 yards in his career and 55 touchdowns ... No. 24 player in Texas and the No. 181 (No. 11 RB) player nationally according to Rivals ... No. 158 (No. 9 RB) nationally and No. 25 player in Texas by 247Sports ... ESPN ranks him No. 71 (No. 7 RB) nationally as well as the No. 15 player in Texas ... rated No. 120 (No. 12 RB) nationally by Scout and as the No. 3 RB in Texas ... ranked as the No. 5 prospect on the Houston Chronicle's Top 100 ... also listed at No. 2 on the Austin American-Statesman's Fab 55 ... No. 7 in the Houston Chronicle's Top 100 ... a Waco Tribune Top 100 player ... named Dave Campbell's Texas Football Tops in Texas at running back ... rushed for 1,114 yard and 18 touchdowns as a senior ... began the season with a 29-28 victory over Klein Oak in which he rushed for 90 yards and had 24 receiving ... also returned three kicks for 88 yards ... found the end zone three times in a week two win over Cypress Creek ... rushed for 43 yards and two touchdowns, had three receptions for 34 yards and a TD ... totaled 64 rushing yards in a win over Cypress Falls as Langham Creek moved to 3-0 ... rushed for 150 yards and two touchdowns on 16 attempts in a victory over Cypress Woods ... had just nine rush attempts the following week in a win over Cypress Lakes, but rushed for 154 yards and four touchdowns ... also had one reception for 14 yards ... defeated by Cypress Ranch the following week, but rushed 18 times for 125 yards and two touchdowns, his third straight 100-yard game ... had his best game of the season in a win over Cypress Springs, rushing 32 times for 283 yards and five touchdowns ... came back from injury for the beginning of the playoffs ... rushed 12 times for 61 yards and score, while also adding a 62-yard TD reception in the Lobos' 50-13 win over Houston Heights in the first round of the 6A Division II playoffs ... had a rushing touchdown and totaled 92 all-purpose yards in a season-ending 29-21 loss to Cinco Ranch ... named to Dave Campbell's Texas Football preseason Super Team ... was first team All-District 17-6A in 2015 ... totaled 1,216 rushing yards and 18 touchdowns as a junior ... earned first team All-District 17-6A in 2014 as a sophomore ... totaled 1,382 rushing yards and 19 touchdowns as Langham Creek became the district's first undefeated champion in four years at 9-0.

PERSONAL

Son of Glenda Carter ... has five siblings - Byron, Shericka, Ralphshanae, Raygail and Ralph ... was born in New Orleans.



2017 RETURNING PLAYERS



A second-year defensive linemen who has played in nine career games ... was an all-state honoree in high school.

FRESHMAN (2016)

Played in nine games on the defensive line ... made five tackles (three solo) ... had one sack and one fumble recovery ... made his career debut against UTEP, totaling one tackle ... played against OU with one tackle assist ... recorded a fumble recovery against Iowa State ... had one solo tackle for a loss of six yards in the game against Texas Tech ... had one tackle at Kansas ... had one tackle against TCU.

HIGH SCHOOL

Coach by Al Jones at St. Augustine ... an all-state honoree who sat out his junior year at St. Augustine after transferring from Salmen High School in Slidell following his sophomore year ... named honorable mention 5A All-State by the Louisiana Sports Writers Association in 2015 ... selected first-team New Orleans Large School All-Metro by the New Orleans Advocate ... chosen Co-Catholic League Defensive MVP ... tabbed one of the Louisiana Super Dozen by the Baton Rouge Advocate ... ranked No. 83 nationally (No. 6 DT) and No. 3 overall in Louisiana by Rivals ... ranked No. 449 nationally (No. 38 DT) and No. 26 overall in Louisiana by 247Sports ... ranked No. 37 DT nationally and No. 29 overall in Louisiana by ESPN ... ranked No. 44 DT nationally (No. 3 in Louisiana) by Scout ... recorded 49 tackles, including 35 solo stops, five sacks and three tackles for loss as a senior ... posted at least four tackles in eight games ... helped St. Augustine to a Division I playoff appearance in 2015 ... helped Salmen to an appearance in the first round of the 4A playoffs in 2013 ... played together with his brother, George, who was a defensive back and running back at Salmen.

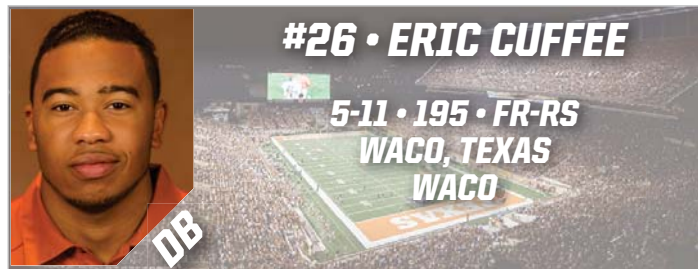
CHRISTMAS' CAREER STATISTICS

DEFENSE

Year	G/GS	TT (Solo)	Sacks	TFL	QB INT (YDS)	PBU	FF	FR
2016	9/0	5 (3)	1.0-6	1.0-6	0	0-0	0	0 1
Career	9/0	5 (3)	1.0-6	1.0-6	0	0-0	0	0 1

CAREER HIGHS

Tackles: 1, 5 times
 Sacks: 1.0, at Texas Tech, Nov 05, 2016 (1-0)
 Tackles for loss: 1.0, at Texas Tech, Nov 05, 2016 (1-0)
 Fumbles recovered: 1, Iowa State, Oct 15, 2016



A second-year defensive back who redshirted in 2016 ... was an all-state and three-time all-district honoree in high school ... participated in the 2016 Under Armour All-America Game.

FRESHMAN (2016)

Redshirted.

HIGH SCHOOL

Coached by Marty Herbst at Waco High School ... an all-state and three-time all-district honoree ... selected to participate in the 2016 Under Armour All-America Game ... invited to participate in Nike's 2015 The Opening ... chosen honorable mention 5A Academic All-State ... named to the All-USA Texas Second Team by USA Today ... tabbed honorable mention Super Team and to the "2016 Texas' Best" by Dave Campbell's Texas Football ... picked first-team All-District 17-5A ... chosen second-team Super Centex, ranked the No. 2 recruit on the Centex 25 and in the Top 100 in Texas by the Waco Tribune ... rated No. 127 nationally (No. 11 CB) and No. 19 overall in Texas by ESPN ... ranked No. 226 nationally (No. 19 CB) and No. 4 CB in Texas by Scout ... ranked No. 59 CB nationally and No. 89 overall in Texas by 247Sports ... ranked No. 43 safety nationally and No. 79 overall in Texas ... placed No. 35 in the Austin American-Statesman's Fab 55 ... recorded 28 tackles, four pass breakups and one fumble recovery as a senior ... also returned five kickoffs for 82 yards (16.4 ypr) and three punts for 35 yards (11.7 ypr) ... helped Waco to a 6-5 overall record, including a 4-2 district mark, and an appearance in the 5A Division II bidistrict playoffs in 2015 ... named second-team All-District 17-5A in 2014 ... chosen third-team All-Centex ... registered 39 tackles, six passes breakups and one interception as a junior ... tabbed honorable mention All-District 8-4A in 2013 ... played in all 12 games, notching 34 tackles, three passes defended and one fumble recovery as a sophomore ... recorded at least three tackles in five games ... helped Waco to an 8-4 record, including a 5-2 district mark, and an appearance in the 4A Division I area playoffs ... also competed in track and field (100m, 200m, 4x100m, 4x200m) at Waco.

PERSONAL

Son of Regina Hubert, Eric Sr. and Alice Cuffee ... siblings are Tyyler, Ebony, Jeffrey and Erica Cuffee and also Kaylon Hudgens-Cuffee ... cousins are Dre Bly (North Carolina), Perrish Cox (Oklahoma State) and AJ Boye (UCF) who have played or currently play in the NFL ... went to the same high school and Longhorn Legends Kwame Cavil and Derrick Johnson.

2017 RETURNING PLAYERS



A fourth-year offensive lineman who has played in three career games ... was an all-state performer in high school ... ranked among the top 10 centers in the nation as a senior.

SOPHOMORE (2016)

Played in two games ... made his season debut against UTEP and also saw action against Iowa State.

REDSHIRT FRESHMAN (2015)

Saw action in one game against Kansas.

FRESHMAN (2014)

Redshirted ... served as a reserve center.

HIGH SCHOOL

Coached by Darrell Barbay at Jasper High School ... selected to the 2014 U.S. Army All-American Bowl ... named second-team 3A All-State by the Associated Press in 2013 ... tabbed first-team All-District 20-3A in 2013 ... listed on the Austin American-Statesman's Fab 55 (state's top prospects) ... ranked as the No. 5 center in the nation by ESPN ... No. 5 center nationally and No. 68 player in Texas by 247Sports ... No. 6 center in the nation by Scout ... No. 13 center nationally and No. 74 player in Texas by Rivals ... No. 2 OL recruit in the state by Dave Campbell's Texas Football ... graded out at 92 percent with 24 pancakes and only two sacks allowed as a senior ... anchored a line for an offense that averaged 38.0 points per game and 246.5 rushing yards per game (2,958 yards) ... helped Jasper to an 8-4 record and an appearance in the 3A DI regional playoffs in 2013 ... named first-team All-District 20-3A in 2012 ... chosen first-team DCTF Super Team ... part of a line that helped the offense average 39.0 points per game as a junior ... helped Jasper to a 9-3 record and an appearance in the 3A DII area playoffs in 2012 ... recorded 55 knockdowns as a sophomore ... helped Jasper to a 6-5 record and an appearance in the 3A bi-district playoffs in 2011.

PERSONAL

Son of Tanya Cuneey and Gene Thomas ... has one sister, Tyanna Thomas.



A second-year wide receiver who redshirted in 2016 ... was an all-state and two-time all-district honoree at wide receiver in high school ... also chosen to the 2015 Super Team and as one of "2016 Texas' Best" by Dave Campbell's Texas Football.

FRESHMAN (2016)

Redshirted.

HIGH SCHOOL

Coached by Mike Spradlin at Temple ... an all-state and two-time all-district wide receiver ... named first-team All-District 17-5A in 2015 ... chosen to the 2015 Super Team and as one of "2016 Texas' Best" by Dave Campbell's Texas Football ... selected honorable mention Super Centex, ranked the No. 5 recruit on the Centex 25 and picked a Top 100 prospect in Texas by the Waco Tribune ... ranked No. 94 WR nationally and No. 83 overall in Texas by ESPN ... rated No. 95 WR nationally and No. 90 overall in Texas by Rivals ... ranked No. 108 WR nationally and No. 14 WR in Texas by Scout ... rated No. 178 WR nationally and No. 158 overall in Texas by 247Sports ... recorded 44 receptions for 987 yards (22.4 ypr) and 11 touchdowns as a senior

... helped Temple to a 12-2 overall record, including 6-0 district record leading to a third consecutive district championship, and an appearance in the 5A Division I quarterfinals in 2015 ... selected honorable mention 5A All-State by the Texas Sports Writers Association in 2014 ... tabbed second-team All-District 17-5A ... named honorable mention Super Centex by the Waco Tribune ... caught 44 passes for 1,008 yards (22.9 ypr) and 13 touchdowns, while returning five kickoffs for 150 yards, including a 97-yard touchdown, as a junior ... part of an offense that averaged 48.5 points per game, including two games of 70 or more ... helped Temple to a 13-2 record, including a district title with a 6-0 record, and an appearance in the 5A Division I state title game, coming up four points short against Aledo in 2014 ... also played basketball and competed in track and field (100m, HJ, 4x100m, 4x200m, SMR) at Temple ... anchor of Temple's 4x200m relay team that finished third in the 5A UIL State Championships in 2015.

PERSONAL

Son of Shneka and Michael Curtis ... has four siblings - Michael III, Skylar, Julian and Codeshia ... cousin of Lache Seastrunk, who played football at Baylor and Tashawn Thomas, who played basketball at Oklahoma ... is involved in helping feed the homeless in Austin.



A second-year defensive lineman who redshirted in 2016 ... unanimous Defensive Player of the Year in District 7-6A as a senior in high school ... a two-time all-district honoree ... named second-team 6A All-State by the Texas Sports Writers Association.

FRESHMAN (2016)

Redshirted.

HIGH SCHOOL

Coached by Chris Jensen at Trinity ... a two-time all-district honoree ... tabbed second-team 6A All-State by the Texas Sports Writers Association in 2015 ... named unanimous Defensive Player of the Year in District 7-6A ... selected to the "2016 Texas' Best" by Dave Campbell's Texas Football ... chosen second-team All-Area and the No. 12 recruit in North Texas by the Dallas Morning News ... placed No. 19 in the Austin American-Statesman's Fab 55 ... tabbed a Top 50 prospect in Texas by the Waco Tribune ... rated No. 121 nationally (No. 14 DT) and No. 17 overall in Texas by ESPN ... ranked No. 146 nationally (No. 17 DT) and No. 4 DT in Texas by Scout ... rated No. 212 nationally (No. 18 DT) and No. 29 overall in Texas by Rivals ... ranked No. 421 nationally (No. 33 DT) and No. 59 overall in Texas by 247Sports ... recorded 61 tackles, nine tackles for loss and four sacks as a senior ... part of a defense that allowed just 18.7 points per game, including two shutouts against Haltom and Richland ... the defense allowed only 297.0 yards per game, including 124.5 rushing yards and 172.5 passing yards ... helped Trinity to a 10-1 overall record, including a 6-0 district mark and championship, and an appearance in the 6A Division I bidistrict playoffs where they fell by three points after an undefeated regular season in 2015 ... named a 2015 area Player to Watch by the Dallas Morning News ... chosen preseason district defensive MVP by Dave Campbell's Texas Football ... selected first-team All-District 7-6A in 2014 ... recorded 45 tackles and seven sacks as a junior ... part of a defense that limited opponents 15.6 points per game, including back-to-back shutouts against Heritage and Haltom and six games of 10 points or fewer ... the shutouts were part of a five-game stretch allowing 23 total points (4.6 ppg) ... helped Trinity to a 12-2 overall record, including a 5-1 district mark, and an appearance in the 6A Division I quarterfinals, losing by just three points to eventual champion Allen in 2014 ... part of a defense that allowed 22.5 points per game as a sophomore ... part of a defense that had a four-game stretch allowing just 23 total points with one shutout against Bell ... helped Trinity to an 11-3 overall record, including a 7-0 district mark and championship, and an appearance in the 5A Division I quarterfinals in 2013 ... also competed in shot put and discus at Trinity ... won the 7-6A District Shot Put Championship in 2015.

PERSONAL

Son of Chris Sr. and Latosha Daniels ... has a brother, Chrisaun and a sister, Jalynce ... has volunteered at the Juneteenth Parade, fixing up area houses and reading to younger children ... is a talented singer who aspires to make it big in Hollywood as an actor.

2017 RETURNING PLAYERS



A fifth-year cornerback who has played in 31 career games with five starts ... member of the Big 12 Commissioner's Honor Roll (spring 2015) ... rated the No. 5 cornerback in the nation by MaxPreps and No. 9 by Rivals.com coming out of high school.

JUNIOR (2016)

Played in 10 games ... had nine tackles (eight solo) ... made one solo tackle in the season-opening win against No. 10 Notre Dame ... Played against UTEP with two tackles ... recorded two tackles against Kansas State ... had three solo tackles in the game against Texas Tech ... had a tackle assist against TCU.

SOPHOMORE (2015)

Played in all 12 games, including starting the first five ... recorded eight tackles, one PBU and one fumble recovery ... registered one tackle against Notre Dame, Oklahoma State and TCU ... collected two tackles versus Rice ... set a season high with three tackles, one PBU and one fumble recovery against Cal ... the recovery came following a fumble at the UT 3-yard line and resulted in a touchback that led to a FG drive.

REDSHIRT FRESHMAN (2014)

Played in the first nine games ... saw his first collegiate game action against UNT ... recorded a special teams tackle against UCLA ... made a career-high two tackles against Texas Tech ... did not play against West Virginia, Oklahoma State, TCU and Arkansas due to an ankle injury.

FRESHMAN (2013)

Redshirted ... ran sprints on the UT track and field team during the 2014 indoor season ... competed in two meets, posting a personal-best 7.05 in the 60 meters and career-best 22.20 in the 200.

HIGH SCHOOL

Coached by Gerald Perry at Bastrop High School ... three-year starter at defensive back ... participated in the 2013 U.S. Army All-American Bowl ... tabbed first-team All-District 17-4A as a senior ... also played wide receiver and running back, and returned kickoffs as a senior ... rated No. 58 overall and the No. 5 cornerback in the nation by MaxPreps ... ranked No. 98 overall and the No. 9 cornerback in the nation by Rivals.com ... listed No. 116 overall and the No. 8 cornerback by PrepStar Magazine ... rated No. 148 overall and the No. 15 CB in the nation by ESPN ... ranked the No. 14 cornerback by FoxSports.com ... tabbed the No. 28 cornerback in the nation by 247Sports ... rated the No. 5 cornerback in the state by Dave Campbell's Texas Football ... listed No. 50 on the Austin American-Statesman's Fab 55 ... recorded 23 tackles with three interceptions and one fumble recovery as a senior ... also rushed for 295 yards and two TDs on 28 carries (10.5 ypc) ... named 2012 preseason second-team Super Team by Dave Campbell's Texas Football ... recorded 53 tackles as a junior ... academic all-district honoree as a senior and junior ... also lettered in track and field ... finished second in the 2012 100m 4A state finals ... won the 100m at the 4A Region 1 meet ... also won the 100m, 200m and 4x100m at the 2012 District 16-4A track meet ... won district championships in the 100m, 4x100m and 4x400m as a sophomore, and also won the 4x200m as a freshman ... named Academic MVP of the track team as a sophomore.

PERSONAL

Born in Mineral Wells, Texas ... has also lived in Del Valle, Texas ... mother, LaSean, was a guard on the Midwestern State basketball team in 1993 ... father, Anthony, is a personal trainer ... began playing football at age 7 ... has one brother, Adonis ... enjoys computer programming ... has competed in an art contest ... active in community service ... spent two years as a volunteer with the Special Olympics ... member of the Big 12 Commissioner's Honor Roll (spring 2015).

DAVIS' CAREER STATISTICS


DEFENSE

Year	G/GS	TT (Solo)	Sacks	TFL	QBP	INT (Yds)	PBU	FF	FR
2014	9/0	3 (2)	0-0	0-0	0	0	0	0	0
2015	12/5	8 (6)	0-0	0-0	0	0	1	0	1
2016	10/0	9 (8)	0-0	0-0	0	0	0	0	0
Career	31/5	20 (16)	0-0	0-0	0	0	1	0	1

CAREER HIGHS

Tackles: 3, at Texas Tech, Nov 05, 2016 (3-0); California, Sep 19, 2015 (2-1)
 Fumbles recovered: 1, California, Sep 19, 2015
 Pass breakups: 1, California, Sep 19, 2015

2017 RETURNING PLAYERS



#18 • DAVANTE DAVIS

6-3 • 205 • JR-2L
MIAMI, FLA.

BOOKER T. WASHINGTON

DB

A third-year cornerback who has played in 24 career games with nine starts ... earned honorable mention All-Big 12 honors in 2015 ... an all-state performer as a senior in high school.

SOPHOMORE (2016)

Played in all 12 games, making four starts (Notre Dame, UTEP, Cal, Oklahoma State) ... totaled 15 tackles (13 solo) with two pass breakups, a forced fumble and a tackle for loss ... started the season opener at cornerback against No. 10 Notre Dame ... made one tackle in the Longhorns' 50-47 2OT win against the Fighting Irish ... started against UTEP with 1 forced fumble, a career high ... started versus California, recording two tackles with one for a loss of one yard which ties a career high ... had two solo tackles and two pass break-ups versus Oklahoma State ... played against OU with one tackle assist ... had one tackle against Iowa State ... had one solo tackle against West Virginia ... totaled three solo tackles at Kansas ... had three tackles (two solo) against TCU.

FRESHMAN (2015)

Played in all 12 games, starting the last five, while also playing on special teams ... earned honorable mention All-Big 12 honors from the league's coaches ... led the team with seven PBU ... ranked fifth on the team among defensive backs with 36 tackles while adding one TFL and one interception ... posted seven games with at least three tackles, and three with six tackles ... made his first career tackle against Rice ... had one tackle versus Cal ... secured three tackles against Oklahoma State ... set his season high with six tackles (five solo) versus Oklahoma ... tallied one tackle and one PBU against Kansas State ... amassed five solo tackles, including one TFL and three PBU at Iowa State ... collected three tackles and one PBU versus Kansas ... made his first career interception on the opening drive of the game to go with six tackles (five solo) at West Virginia ... netted four solo tackles and two PBU against Texas Tech ... matched his season high with six tackles at Baylor.

HIGH SCHOOL

Coached by Tim Harris Jr. ... an all-state and two-time all-county honoree ... played at Homestead High School prior to playing his senior year at Booker T. Washington ... selected to participate in the 2014 Miami-Dade All-Star Football Game ... named first-team 4A All-State by the Associated Press in 2014 ... ranked No. 3 in the Miami-Dade Top 25 by the Miami Herald ... chosen first-team All-Dade County by the Miami Herald in 2014 ... rated No. 249 (No. 28 CB) nationally and No. 29 (No. 4 CB) in Florida by Scout ... ranked No. 261 (No. 20 S) nationally and No. 48 in Florida by ESPN ... rated No. 24 safety nationally and No. 45 overall in Florida by Rivals ... ranked No. 41 CB nationally and No. 53 overall in Florida by 247Sports ... recorded four interceptions as a senior ... part of a defense that allowed just 12.7 points per game, including 11 games of 14 points or fewer and six games of seven points or fewer with two shutouts ... helped Washington to its third straight Class 4A State Title with a 15-0 record in 2014 ... chosen honorable mention All-Dade County by the Miami Herald in 2013 ... part of a defense that allowed just 19.4 points per game, including two shutouts, as a junior at Homestead ... helped Homestead to a 6-5 record in 2013.

PERSONAL

Son of Kenyatta Williams ... has two brothers - Dequan Williams and Gianna Davis - and one sister - Jasmine Mcclamore ... was born in Miami.

DAVIS' CAREER STATISTICS

DEFENSE

Year	G/GS	TT (Solo)	Sacks	TFL	QBP INT (Yds)	PBU	FF	FR
2015	12/5	36 (31)	0-0	1.0-3	0 1-0	7	0	0
2016	12/4	15 (13)	0-0	1.0-1	0 0-0	2	1	0
Career	24/9	51 (44)	0-0	2.0-4	0 1-0	9	1	0

CAREER HIGHS

Interceptions: 1, at West Virginia, Nov 14, 2015

Tackles: 6, at Baylor, Dec 05, 2015 (6-0); at West Virginia, Nov 14, 2015 (5-1); vs Oklahoma, Oct 10, 2015 (5-1)

Tackles for loss: 1.0, at Iowa State, Oct 31, 2015 (1-0); at California, Sep 17, 2016 (1-0)

Fumbles forced: 1, UTEP, Sep 10, 2016

Pass breakups: 3, at Iowa State, Oct 31, 2015



#74 • JEAN DELANCE

6-5 • 320 • SO-SQ
MESQUITE, TEXAS
NORTH MESQUITE

OL

A second-year offensive lineman who has played in two career games ... was a two-time all-state honoree in high school ... participated in the 2016 Under Armour All-America Game.

FRESHMAN (2016)

Played in two games ... made his career debut against UTEP ... also appeared against Iowa State.

HIGH SCHOOL

Played for coach Mike Robinson at North Mesquite ... a two-time all-state honoree ... selected to participate in the 2016 Under Armour All-America Game ... invited to play in the 2016 USA Football International Bowl ... named third-team 6A All-State by the Texas Sports Writers Association and honorable mention by the Associated Press in 2015 ... picked to the All-USA Texas First Team by USA Today ... tabbed first-team All-District 10-6A ... one of five offensive linemen named "Tops in Texas" and to "2016 Texas' Best" by Dave Campbell's Texas Football ... chosen first-team All-Area and the No. 6 recruit in North Texas by the Dallas Morning News ... placed No. 13 on the Austin American-Statesman's Fab 55 ... picked a Top 30 prospect in Texas by the Waco Tribune ... rated No. 78 nationally (No. 6 OT) and No. 2 OT in Texas by Scout ... ranked No. 128 overall (No. 13 OT) and No. 20 overall in Texas by ESPN ... rated No. 152 nationally (No. 12 OT) and No. 24 overall in Texas by 247Sports ... ranked No. 208 nationally (No. 13 OT) and No. 28 overall in Texas by Rivals ... anchor for an offense that accumulated over 5,000 total yards, averaging 389.0 ypg, including seven games of 400 yards or more ... helped a ground game that averaged 300.0 ypg, including nine games of 250 yards or more and four games of 400 or more ... part of an offense that averaged 38.2 points per game with six games of 45 points or more ... helped North Mesquite to a 10-3 overall record, including a 5-3 district record, with an appearance in the 6A Division I regional playoffs in 2015 ... named 2015 preseason first-team Super Team by Dave Campbell's Texas Football ... selected honorable mention 6A All-State by the Texas Sports Writers Association in 2014 ... part of an offense that averaged 356.5 total yards per game as junior ... helped North Mesquite to a 5-5 overall record in 2014.

PERSONAL

Son of Jean and Altavian Delance ... has two siblings - Jalen and Javen ... grandfather Alton Carson played football for Kansas State from 1974-77 ... volunteers time at the Boys & Girls Club in Austin, donates toys to the Dell Children's Medical Center and volunteers in helping clean up the streets in Austin to keep them clean ... was born in Eastman, Ga. ... can play the tuba, flute, clarinet, trombone, trumpet and also the baritone.



2017 RETURNING PLAYERS



A third-year punter who was named 2016 Big 12 Conference Special Teams Player of the Year ... named preseason All-American and All-Big 12 by Athlon Sports in 2017 ... became UT's first-ever finalist for the Ray Guy Award in 2016 ... also an All-American and All-Big 12 punter in 2016 ... earned honorable mention All-Big 12 honors in 2015 ... played Australian Rules Football as a prepster ... four-time member of the Big 12 Commissioner's Honor Roll (fall 2015, spring 2016, fall 2016; spring 2017) ... also named to the Academic All-Big 12 Rookie Team (2015-16).

SOPHOMORE (2016)

Played in all 12 games ... named Big 12 Conference Special Teams Player of the Year ... named second team All-America by Sporting News, Football Writers Association of America and Phil Steele ... a third-team Associated Press All-American ... also named first team All-Big 12 punter by the Associated Press and the Big 12 coaches ... named first team All-Big 12 by ESPN.com and Phil Steele ... Texas' first-ever finalist for the Ray Guy Award ... honored as the punter on ESPN.com's All-Big 12 underclassmen team ... began his sophomore campaign with a career-best effort against Notre Dame ... punted six times for a school-record 330 yards (55.0 avg) ... allowed just two returns, downed a punt inside the 20 and also made a tackle ... continued a strong start to the season in week two against UTEP ... punted five times for 252 yards (50.4 avg) ... allowed just one return for minus-7 yards (51.8 net avg) ... had a long of 57 yards and three punts of 50-or-more yards ... had two downed inside the 20, including one at the Miners' 1-yard line ... totaled four punts for 174 yards (43.5 avg) in a 50-43 week three loss at California ... had a long of 50 yards and two downed inside the 20 ... allowed just one return yard on two returns ... had five punts for a total of 226 yards (45.4 avg) ... had three downed inside the 20 ... punted a season-high six times for 269 yards (44.8 avg) against Oklahoma ... had four downed inside the 20 and four fair catches ... of his two returns allowed, OU managed just three total yards ... forced a muffed punt which bounced and touched the OU returner and was recovered by a UT gunner ... punted four times for 186 yards (46.5 avg) ... had a long punt of 51 yards and one downed inside the 20 ... allowed two punt returns for a combined one-yard lost ... punted four times for 161 yards (40.2 avg) at Kansas State ... had one downed inside the 20 and allowed just one return ... punted six times for 316 yards (52.7 avg, 4th in UT history) ... had a long of 63 and five punts of more than 50 yards ... downed three inside the 20 ... punted five times for 255 yards (51.0 avg) in a 45-37 road victory at Texas Tech ... had two punts over 60 yards (long of 63) and two downed inside the 10 ... his 51.0 avg was the eighth-best for a single game in UT history ... was named Big 12 Conference Special Teams Player of the Week (Nov. 7) ... punted four times for a 43.8 average against WVU ... of three punts returned, WVU managed minus-3 yards on the returns ... punted a season-high eight times for a 43.8 avg at Kansas ... had four punts downed inside the 20 and three inside the 10 ... once again punted eight times, averaging 48.1 yards per punt against TCU ... had four downed inside the 20 and one downed inside the 10 (at the 3) ... set the school record with an average of 47.4 yards per punt.

FRESHMAN (2015)

Played in all 12 games as the primary punter ... earned honorable mention All-Big 12 honors from the league's coaches ... averaged 41.3 yards per kick with 32 fair catches, 19 inside the 20, and 17 punts over 50 yards to help Texas rank 15th in the nation in punt return defense (3.85 ypr) and 26th in net punting (39.3 ypp) ... opponents only returned 13-of-77 punts (16.9 percent) all season ... had at least one 50-plus punt in the first 10 games with a 49-yarder and 48-yarder in the other two ... averaged over 42 yards per punt in five games ... punted 10 times (42.3 ypp) with a long of 56, three fair catches, three 50-plus and two inside the 20 at Notre Dame ... punted five times with an average of 36.6 yards, but dropped three inside the 20 and had a long of 59 against Rice ... averaged 43.0 yards on three punts with 50-yarder, two fair catches and one touchback against Cal ... again had three 50-plus with a long of 58 with three inside the 20 and three fair catches on seven punts (38.0 ypp) against Oklahoma State ... induced five fair catches on eight attempts (41.0 ypp) with a long of 57 at TCU ... averaged 41.7 yards on six punts, including a 53-yarder and three fair catches versus Oklahoma ... earned Big 12 Special Teams Player of the Week following a potential game-saving play in the fourth quarter against Kansas State by recovering a bad snap and pinning KSU inside its own 8-yard line ... punted six times against the Wildcats, including a 51-yarder with under five minutes to play ... averaged 45.8 yards on nine punts, including a long of 57 yards, with three downed inside the 20, and three 50-plus at Iowa State ... hit a season-long 63-yarder as part of five punts (42.6 ypp) versus Kansas ... averaged 43.8 yards on four punts with two 50-plus and two fair catches at West Virginia ... posted three fair catches and two inside the 20 against both Texas Tech (8/41.9 ypp) and Baylor (6/40.5 ypp).

BEFORE TEXAS

During high school played Australian Rules Football, serving mostly as a defender ... started each match in his career ... averaged approximately 20 disposals per game (a kick/punt or a hand pass) ... during 2014, participated for the Sydney Swans Academy (professional development team) and represented his state (NSW) ... called his biggest game playing the grand final for the professional reserves team with the Sydney Swans.

PERSONAL

Born in Sydney, Australia ... lived in Melbourne, Australia for the five months preceding his move to the United States in the summer of 2015 ... mother is Lily Baum and stepfather is Stephen Baum ... has one sister, Rubie ... plans to major in business ... four-time member of the Big 12 Commissioner's Honor Roll.

DICKSON'S CAREER STATISTICS

PUNTING

Year	G	No.	Yds	Avg.	Long	TB	FC	I20	50+	Blkd
2015	12	77	3,179	41.3	63	6	36	19	17	0
2016	12	65	3,079	47.4	74	9	20	28	25	0
Career	24	142	6,258	44.1	74	15	56	47	42	0

CAREER HIGHS

Rush attempts: 1, at Oklahoma State, Oct 1, 2016
 Rush yards: 6, at Oklahoma State, Oct 1, 2016 (1 carries)
 Long rush: 6, at Oklahoma State, Oct 1, 2016
 Total offense attempts: 1, at Oklahoma State, Oct 1, 2016 (1 rush, 0 pass)
 Total offense yards: 6, at Oklahoma State, Oct 1, 2016 (6 rush, 0 pass)
 All-purpose yards: 6, at Oklahoma State, Oct 1, 2016
 Punt attempts: 10, at Notre Dame, Sep 05, 2015
 Punt yards: 423, at Notre Dame, Sep 05, 2015 (10 punts)
 Longest punt: 74, TCU, Nov 25, 2016
 Tackles: 1, at Iowa State, Oct 31, 2015 (1-0); Notre Dame, Sep 04, 2016 (1-0)

2017 RETURNING PLAYERS



A second-year wide receiver who has played in all 12 games and made two starts ... named preseason All-Big 12 by Athlon Sports at both wide receiver and kick returner in 2017 ... named Big 12 Conference Newcomer of the Week (Oct. 17, 2016) ... was selected to participate in the 2016 Under Armour All-America Game ... also participated in the 2015 Nike "The Opening" ... named to the Academic All-Big 12 Rookie team in 2016-17 ... a two-time member of the Big 12 Commissioner's Honor Roll (fall 2016; spring 2017).

FRESHMAN (2016)

Played in all 12 games and made two starts (Kansas State and Texas Tech) ... had 20 catches for 412 yards (second on team) ... tied for the team lead with three touchdown catches ... made his career debut on special teams against Notre Dame ... played primarily against UTEP on special teams ... was the Longhorns' primary kickoff returner against California ... had five returns for 114 yards (22.8 avg) ... also registered his first career reception which went for 10 yards ... played against OSU with one 6 yard reception ... caught his first career touchdown in the Red River Showdown against Oklahoma, a 63-yard pass on a wheel route ... had three receptions for a team-high 81 yards ... caught a career-high four passes for 96 yards and a touchdown ... touchdown came from 75 yards out, the sixth-longest TD reception by a freshman in school history ... was named Big 12 Conference Newcomer of the Week for his efforts ... made his first career start at Kansas State ... caught just one pass, an 80-yard touchdown ... has recorded three TD receptions in the last three weeks ... three TD receptions is tied for second in school history among freshmen ... his three consecutive games with a TD reception is the seventh-longest streak in school history ... 80-yard TD reception is tied for fourth among freshmen in school history ... now leads the team with 273 receiving yards and is tied for the team lead with three TDs ... had one reception for two yards against Baylor ... started in the game against Texas Tech ... had two catches for a total of 25 yards ... had three catches against West Virginia totaling 29 yards ... had one solo tackle against Kansas ... had three catches for 73 yards against TCU.

HIGH SCHOOL

Coached by Mark Behrens at Sachse ... an All-America, two-time all-state and three-time all-district honoree ... selected to participate in the 2016 Under Armour All-America Game ... invited to participate in Nike's 2015 The Opening ... over his last three seasons, compiled 170 receptions for 2,906 yards (17.1 ypr) and 36 touchdowns, along with 105 rushes for 1,077 yards (10.3 ypc) and 11 touchdowns with two kickoff return touchdowns ... named first-team 6A All-State by the Associated Press and Texas Sports Writers Association in 2015 ... chosen to the All-USA Texas First Team by USA Today ... tabbed first-team All-District 11-6A ... one of three wide receivers named "Tops in Texas," chosen to the 2015 Super Team and to "2016 Texas' Best" by Dave Campbell's Texas Football ... picked the No. 2 recruit in North Texas and second-team All-Area by the Dallas Morning News ... placed No. 8 on the Austin American-Statesman's 2016 Feb 55 ... rated No. 41 nationally (No. 4 WR) and No. 3 WR in Texas by Scout ... ranked No. 42 nationally (No. 3 WR) and No. 6 overall in Texas by ESPN ... rated No. 52 nationally (No. 8 WR) and No. 5 overall in Texas by Rivals ... ranked No. 72 nationally (No. 9 WR) and No. 7 overall in Texas by 247Sports ... caught 62 passes for 1,142 yards (18.4 ypr/103.8 ypg) and 16 touchdowns to go with 47 rushes for 520 yards (11.1 ypc) and six touchdowns as a senior ... part of an offense that averaged 42.2 points per game, including four games of 50-plus points ... helped Sachse to a 7-4 record, including a 4-3 district mark, and an appearance in the 6A Division I bidistrict playoffs in 2015 ... tabbed third-team preseason 2015 Super Team by Dave Campbell's Texas Football ... named honorable mention 6A All-State as both a wide receiver and an all-purpose back by the Texas Sports Writers Association in 2014 ... chosen first-team All-District 11-6A as a receiver ... recorded 62 receptions for 990 yards and nine touchdowns with 33 rushes for 290 yards and three touchdowns as a junior ... part of an offense that averaged 43.5 points per game ... helped Sachse to a 6-4 record in 2014 ... tabbed first-team All-District 11-5A in 2013 ... totaled 46 catches for 774 yards and 11 touchdowns with 25 rushes for 267 yards and two touchdowns as a sophomore ... notched three 100-yard games ... helped Sachse to an 11-1 record, including an undefeated regular season, a District 11-5A Championship with a 6-0 mark, and an appearance in the 5A Division 1 area playoffs ... also participated in track and field ... won the 2015 100m 6A State Championship with a time of 10.27 ... ran anchor in helping Sachse to a seventh-place finish in the 2015 6A state 4x100m relay with a time of 41.38.

PERSONAL

Son of Henry and Rozena Duvernay ... has a twin brother, Donovan, who is a defensive back for the Longhorns ... uncle, Calvin Murray played baseball at Texas ... cousin is Kyle Murray, a quarterback at Oklahoma ... uncle, Kevin Murray played quarterback at Texas A&M in the 1980s ... uncle, Charles Murray played wide receiver at North Texas in the late 1970s ... uncle, Vince Murray played defensive back at Tulsa ... born in Garland, Texas ... two-time member of the Big 12 Commissioner's Honor Roll.

DUVERNAY'S CAREER STATISTICS

RECEIVING/RUSHING

Year	G/GS	Rec-Yds	YPC	TD	Long	Rush-Yds	YPC	TD	Long
2016	12/2	20-412	20.6	3	80	0-0	0.0	0	--
Career	12/12	20-412	20.6	3	80	0-0	0.0	0	--

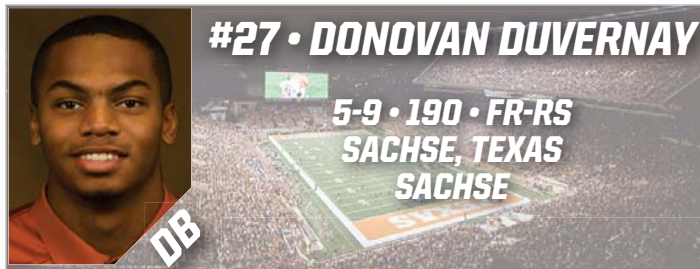
SPECIAL TEAMS

Year	G	PR-Yds	YPR	TD	Long	KR-Yds	YPR	TD	Long
2016	12	0	0.0	0	-	12-257	21.4	0	28
Career	12	0-0	0.0	0	-	12-257	21.4	0	28

CAREER HIGHS

Points scored: 6, vs Oklahoma, Oct 08, 2016 ; Iowa State, Oct 15, 2016 ; at Kansas State, Oct 22, 2016
 Touchdowns: 1, vs Oklahoma, Oct 08, 2016 ; Iowa State, Oct 15, 2016 ; at Kansas State, Oct 22, 2016
 Receptions: 4, Iowa State, Oct 15, 2016
 Receiving yards: 96, Iowa State, Oct 15, 2016 (4 receptions)
 Receiving TDs: 1, vs Oklahoma, Oct 08, 2016 ; Iowa State, Oct 15, 2016 ; at Kansas State, Oct 22, 2016
 Long reception: 80, at Kansas State, Oct 22, 2016
 All-purpose yards: 149, at Oklahoma State, Oct 1, 2016
 Kick returns: 7, at Oklahoma State, Oct 1, 2016
 Kick return yards: 143, at Oklahoma State, Oct 1, 2016 (7 returns)
 Long kick return: 28, at California, Sep 17, 2016
 Tackles: 1, at Kansas, Nov 19, 2016 (1-0)

2017 RETURNING PLAYERS



A second-year defensive back who redshirted in 2016 ... was a three-time all-district player who played both defensive back and wide receiver in high school ... chosen to "2016 Texas' Best" as an athlete by Dave Campbell's Texas Football.

FRESHMAN (2016)

Redshirted.

HIGH SCHOOL

Coached by Mark Behrens at Sachse ... a three-time all-district honoree ... ranked among the Top 100 recruits in North Texas by the Dallas Morning News ... rated the No. 42 athlete nationally and No. 92 overall in Texas by ESPN ... ranked the No. 65 athlete nationally and No. 9 athlete in Texas by Scout ... rated the No. 77 athlete nationally and No. 141 overall in Texas by 247Sports ... chosen to "2016 Texas' Best" as an athlete by Dave Campbell's Texas Football ... named second-team All-District 11-6A as a wide receiver in 2015 ... recorded 38 receptions for 568 yards (14.9 ypr) and eight touchdowns, while registering 24 rushes for 195 yards and one touchdown as a senior ... helped Sachse to a 7-4 record, including a 4-3 district mark, and an appearance in the 6A Division I bidistrict playoffs in 2015 ... named second-team All-District 11-6A as an athlete in 2014 ... tallied 20 receptions for 453 yards and five touchdowns on offense, 42 tackles, six pass breakups and two interceptions on defense, along with two kick return touchdowns as a junior ... part of an offense that averaged 43.5 points per game ... tabbed honorable mention All-District 11-5A as a defensive back in 2013 ... registered 62 tackles, seven pass breakups and three interceptions as a sophomore ... part of a defense that allowed just 23.6 points per game in the regular season ... helped Sachse to an 11-1 record, including an undefeated regular season, a District 11-5A Championship with a 6-0 mark, and an appearance in the 5A Division 1 area playoffs in 2013 ... also played baseball as an outfielder at Sachse.

PERSONAL

Son of Henry and Rozena Duvernay ... has a twin brother, Devin, who is a wide receiver for the Longhorns ... uncle, Calvin Murray played baseball at Texas ... cousin is Kyler Murray, a quarterback at Oklahoma ... uncle, Kevin Murray played quarterback at Texas A&M in the 1980s ... uncle, Charles Murray played wide receiver at North Texas in the late 1970s ... uncle, Vince Murray played defensive back at Tulsa ... born in Garland, Texas ... two-time member of the Big 12 Commissioner's Honor Roll.



A first-year quarterback who enrolled at Texas in January 2017 ... was the 2015 Texas State Player of the Year as a junior ... was also named MaxPreps National Junior of the Year ... a three-year starter in high school ... member of the Big 12 Commissioner's Honor Roll (Spring 2017).

HIGH SCHOOL

Coached by Todd Dodge at Westlake High School ... an early enrollee who was an all-state and two-time all-district quarterback from nearby Westlake High School ... participated in Nike's The Opening and was an Elite 11 finalist prior to his senior season ... 2015 APSE Texas Player of the Year ... named All-Central Texas Player of the Year as a junior ... was also named MaxPreps National Junior of the Year ... a three-year starter who is the school's all-time leader in passing yards and touchdowns ... finished his career with 7,491 passing yards and 89 touchdowns through the air ... compiled a career record of 23-6 in games that he started and was healthy throughout ... threw just 10 interceptions in 762 career pass attempts ... rushed for 2,395

career yards and 35 touchdowns ... set the school record in total yards (9,886) and finished with 125 total touchdowns ... ranked No. 115 (No. 5 QB) nationally and as the No. 17 player in Texas by Rivals ... 247Sports rates him as the No. 119 (No. 4 Dual QB) nationally and No. 20 in Texas ... ranked No. 123 (No. 4 QB) on the ESPN300 as well as No. 21 in Texas ... Scout lists him as the No. 130 (No. 8 QB) player nationally and the No. 2 QB in Texas ... No. 14 on the Austin American-Statesman's Fab 55 ... also ranked in the Waco Tribune's Top 100 ... was named preseason All-State Quarterback of the Year by Dave Campbell's Texas Football entering his senior season ... named DCTF Tops in Texas at QB ... also was named first-team quarterback on Dave Campbell's Texas Football preseason Super Team ... battled injuries throughout the 2016 season ... threw for 907 yards and seven touchdowns in just four games ... also added 194 yards rushing and four scores on the ground ... started the season and threw for 356 yards and rushed for 63 more in a 32-29 win against 2015 Class 6A DII state champion Katy ... named Ford Tough Player of the Week following his performance in that game ... was injured and missed the next four ... came back in time for a matchup with cross-town rival Lake Travis, but was once again injured in the game ... recovered in time for the beginning of the playoffs, but suffered a third - and season-ending - injury in a 55-15 win over Laredo United ... in that playoff game he completed 16-of-22 passes for 203 yards and two touchdowns, battling through injury before exiting with a 38-0 halftime lead ... named honorable mention Academic All-State in 2016 ... was the first junior to be named the Associated Press Sports Editors Texas Player of the Year in 2015 ... earned APSE Class 6A Offensive Player of the Year honors as well as MaxPreps National Junior of the Year distinction ... earned first-team All-State and District 14-6A honors ... named District 14-6A Most Valuable Player ... was the AP Texas Offensive Player of the Year ... named second-team All-USA Texas ... honored as the All-Central Texas Player of the Year ... named Offensive Player of the Year and first-team All-State quarterback by the Texas Sports Writer Association ... guided Westlake to the 2015 Class 6A Division I state championship game, a 21-14 overtime loss to Galena Park North Shore ... passed for 4,041 yards and rushed for 1,325 yards ... had 50 passing, 20 rushing and one receiving touchdown ... began his junior season completing 18-of-29 passes for 216 yards and a touchdown against Carroll ... added 73 rushing yards and a touchdown in the 20-14 win ... totaled four touchdowns (two passing, two rushing) in a 28-17 win over Temple ... passed for 334 yards and four touchdowns (five total) in a dominant 73-10 win at Anderson ... had seven total touchdowns (five rushing) on 167 yards passing and 225 yards rushing in a win over Austin ... passed for 148 yards and rushed for 137 more in a win over Bowie ... threw for 306 yards and six touchdowns (seven total) in a 58-19 win over Akins ... threw for 371 yards and six touchdowns against Hays, while rushing for 55 yards and a score ... suffered their first setback of the season against Lake Travis, as he totaled 187 passing, 71 rushing and two scores ... got back in the win column with 180 passing yards and six total touchdowns in a 48-3 victory at Del Valle ... closed out the regular season with a win as he threw for 256 yards and four touchdowns against Lehman ... began the playoffs with a 35-14 win over Round Rock where he had 290 passing yards, 95 rushing and five total touchdowns ... beat the Woodlands as he accounted for all four touchdowns on 160 yards passing and 98 more rushing ... moved on with a dominating 56-7 win over North Mesquite the following week, throwing for 209 yards and registering four total touchdowns ... advanced to the state semifinals with a win over Atascocita where he threw for 260 yards (five touchdowns) and rushed for 174 yards (two touchdowns) ... held on late for a 24-17 victory over Allen to advance to the 6A Division I state championship game ... in the semis, he passed for 259 yards (three TD) and rushed for 127 ... lost in overtime in the state championship game to North Shore, a game which he totaled 219 yards through the air and 82 on the ground ... was named District Newcomer of the season as a sophomore ... passed for 2,543 yards and had 876 rushing that season with 42 total touchdowns ... completed 17-of-21 passes for 304 yards and four touchdowns in a dominating 49-7 win over Hays ... also had 12 rushes for 55 yards and a score in that game ... threw for 139 yards and rushed for a touchdown against Lake Travis ... had four total touchdowns in a win over Del Valle ... passed for 223 yards (three TD) and rushed for 118 yards (two TD) in a win at Lehman to end the regular season ... was 22-of-37 for 225 yards and two touchdowns in a 16-14 loss to Round Rock in the first round of the playoffs ... also had 56 rushing yards in the game.

PERSONAL

Full name is Samuel George Ehlinger ... the son of Ross and Jena Ehlinger ... father passed away in March of 2013 during the Escape from Alcatraz triathlon ... has two siblings - a brother, Jake and a sister, Morgen ... was born in Austin ... member of the Big 12 Commissioner's Honor Roll.

2017 RETURNING PLAYERS



A third-year safety who has played in 19 career games with one start ... an all-state performer as a senior in high school.

SOPHOMORE (2016)

Played in 12 games with one career start (Kansas) ... made 30 tackles (24 solo) with three tackles for loss and a sack ... had an interception and four pass breakups ... recovered two fumbles ... played significant snaps in the season-opener against No. 10 Notre Dame ... had three tackles (2 solo, 1 assisted) and a pass breakup ... had a career-best game to date in a 41-7 week two win over UTEP ... made a career-high five tackles, his first career sack and also recovered a fumble ... recorded three total tackles against OU (two solo, one assist) ... had 4 tackles and tied a career high of one tackle for a loss of 1 yard against Iowa State ... had three tackles against Kansas State ... had one tackle against Baylor ... had five total tackles against Texas Tech, four solo and one assist ... also had two broken up passes ... had six total tackles against Kansas, five of them solo ... also had one tackle for a loss of three yards, one broken up pass, and one fumble recovery for four yards ... had his first interception of the season, which he returned for 24 yards, against TCU.

FRESHMAN (2015)

Played in seven games on defense and special teams after missing fall camp and the early part of the season with an injury ... recorded 13 tackles (11 solo), two INTs, one forced fumble and one PBU ... the two INTs tied for fifth on the UT freshman single-season list ... played his first game against Oklahoma and registered two tackles and one forced fumble ... the forced fumble on a kickoff return led to a TD drive that gave Texas a 14-0 lead ... made one tackle versus Kansas State ... against Kansas, had three tackles and became just the second true freshman in UT history to record two INTs in a game (Chris Carter, vs. SMU, 1993) ... posted three tackles at West Virginia ... set a season high with four tackles and one PBU against Baylor.

HIGH SCHOOL

Coached by Mickey Moss at Rockwall-Heath High School ... an all-state and two-time all-district honoree ... selected to participate in the 2015 Under Armour All-America Game ... named third-team 5A All-State by the Texas Sports Writers Association, and honorable mention by the Associated Press in 2014 ... chosen first-team All-Area by the Dallas Morning News ... tabbed unanimous first-team All-District 12-5A ... rated No. 97 (No. 5 safety) nationally and No. 13 in Texas by ESPN ... ranked No. 202 (No. 16 safety) nationally and No. 32 (No. 4 safety) in Texas by Scout ... rated No. 24 safety nationally and No. 60 in Texas by 247Sports ... ranked No. 25 at safety and No. 40 overall in Texas by Rivals ... rated No. 7 safety in the state by Dave Campbell's Texas Football ... placed No. 18 on the Fab 55 by the Austin American-Statesman ... despite missing two games, finished second on the team with 81 tackles, which was one shy of the team lead as a senior ... was also second with three interceptions, including one returned for a TD, while adding two tackles for loss, five passes defended and one forced fumble ... caught 15 passes for 226 yards and three TDs ... also returned seven punts with a 10.9-yard average ... part of a defense that registered three shutouts during the season ... helped Heath to a 10-3 record, including a 6-1 district record, and an appearance in the 5A regional playoffs in 2014 ... named 2014 preseason second-team Super Team by Dave Campbell's Texas Football ... chosen second-team All-District 12-5A as a linebacker in 2013 ... ranked second on the team with 66 tackles to go along with four sacks, three interceptions and three forced fumbles as a junior ... helped Heath to a 6-4 record in 2013 ... totaled 23 tackles and one interception as a sophomore ... helped Heath to a 6-5 record and the bidistrict playoffs in 2012.

PERSONAL

Born in Dallas, Texas ... has lived in Rockwall, Texas, since the start of high school ... parents are Tiffany and Arme Elliott ... has two sisters, Antinece and Taylor.

ELLIOTT'S CAREER STATISTICS

DEFENSE

Year	G/GS	TT (Solo)	Sacks	TFL	QBP	INT(Yds)	PBU	FF	FR
2015	7/0	13 (11)	0-0	0-0	0	2-5	1	1	0
2016	12/1	30 (24)	1.0-17	3.0-31	0	1-24	4	0	2
Career	19/1	43 (35)	1.0-17	3.0-31	0	3-29	5	1	2

CAREER HIGHS

All-purpose yards: 24, TCU, Nov 25, 2016
 Interceptions: 2, Kansas, Nov 07, 2015
 Long interception return: 24, TCU, Nov 25, 2016
 Tackles: 6, at Kansas, Nov 19, 2016 (5-1)
 Sacks: 1.0, UTEP, Sep 10, 2016 (1-0)
 Tackles for loss: 1.0, at Kansas, Nov 19, 2016 (1-0); Iowa State, Oct 15, 2016 (1-0); UTEP, Sep 10, 2016 (1-0)
 Fumbles forced: 1, vs Oklahoma, Oct 10, 2015
 Fumbles recovered: 1, at Kansas, Nov 19, 2016; UTEP, Sep 10, 2016
 Pass breakups: 2, at Texas Tech, Nov 05, 2016



A second-year defensive lineman who redshirted in 2016 ... was a high school All-American who participated in the 2016 Semper Fidelis All-American Bowl ... was also named all-state and all-district.

FRESHMAN (2016)

Redshirted.

HIGH SCHOOL

Coached by Gerry Stanford at Marcus ... an All-America, all-state and three-time all-district honoree ... selected to participate in the 2016 Semper Fidelis All-American Bowl ... named third-team 6A All-State by the Texas Sports Writers Association and honorable mention by the Associated Press in 2015 ... tabbed unanimous first-team All-District 6-6A ... chosen as one of "2016 Texas' Best" by Dave Campbell's Texas Football ... earned first-team All-Area honors and ranked as the No. 15 recruit in North Texas by the Dallas Morning News ... picked a Top 100 prospect in Texas by the Waco Tribune ... named the Marcus Defensive Line MVP ... ranked No. 97 nationally (No. 9 SDE) and No. 16 overall in Texas by 247Sports ... rated No. 108 nationally (No. 14 DE) and No. 3 DE in Texas by Scout ... ranked No. 25 SDE nationally and No. 46 overall in Texas by Rivals ... rated No. 64 DE nationally and No. 90 overall in Texas by ESPN ... recorded 44 tackles, nine sacks, 32 pressures and two forced fumbles as a senior ... part of a defense that allowed only 21.3 points and 309.2 total yards per game, including 118.7 rushing yards per game ... the defense held seven opponents under 100 yards rushing, including four of the first five games ... helped Marcus to a 10-2 record, including a 7-1 district mark, and an appearance in the 6A Division II area playoffs in 2015 ... tabbed unanimous first-team All-District 6-6A in 2014 ... registered 11 sacks in 10 games as a junior ... part of a defense that allowed 24.9 points per game with three games of 14 points or fewer ... helped Marcus to a 5-5 record, including a 4-4 district mark in 2014 ... chosen Defensive Newcomer of the Year for District 5-5A in 2013 ... part of a defense that allowed 25.8 points per game with three games of 13 points or fewer ... helped Marcus to an appearance in the 5A Division I playoffs in 2013 ... also competed in shot put at Marcus.

PERSONAL

Son of Bryan and Cindy Fitzgerald ... has three brothers - Nick, Aaron and Sean ... uncle studied medicine at UT and later became a heart surgeon ... father, Bryan, played football at Texas Tech ... was born in Lewisville, Texas.



2017 RETURNING PLAYERS



A fourth-year defensive lineman who has appeared in 33 career games with 17 starts ... named preseason All-Big 12 by Athlon Sports in 2017 ... named second team All-Big 12 by ESPN.com in 2016 ... also named honorable mention All-Big 12 by league's coaches ... two-time member of the Big 12 Commissioner's Honor Roll (fall 2014; spring 2017) ... participated in the 2014 Semper Fidelis All-American Bowl ... tabbed first-team statewide All-State in 2013.

JUNIOR (2016)

Started all 12 games at defensive tackle ... was fourth on the team with 54 tackles (40 solo) ... had 5.5 tackles for loss and four quarterback hurries ... had one forced fumble, one fumble recovery and two blocked PATs ... named second team All-Big 12 by ESPN.com ... garnered honorable mention All-Big 12 by league's coaches ... started at defensive tackle against Notre Dame in the season opener ... had five tackles (three solo, two assisted) in the win ... had six tackles in a week two win over UTEP and matched his career-high with 1.5 tackles for loss ... recorded two tackles versus California ... picked up his fourth consecutive start against Oklahoma State ... had three tackles (two solo) and a tackle for loss ... also blocked an extra point in the game - the Longhorns first blocked PAT since the 2013 season ... started against OU with six total tackles (four solo, two assist) ... also had one forced fumble and one fumble recovery ... started against Iowa State and had 4 tackles, including one for a loss of 1 yard ... led the team with eight tackles at Kansas State ... added a tackle for loss ... had five tackles against Baylor ... started in the game against Texas Tech and had three total tackles, one solo and two assists ... also had one block and on quarterback hurry ... had five tackles against West Virginia, four solo and one assist ... also had one tackle for a loss of three yards ... had four solo tackles against Kansas ... totaled three tackles (all solo) and a quarterback hurry against TCU.

SOPHOMORE (2015)

Played in all 12 games with five starts (Notre Dame, Rice, Cal, Iowa State, Baylor) ... named to the ESPN.com Big 12 Underclassman Team ... ranked seventh on the team in TFL (six) and eighth in tackles (39), while adding 2.5 sacks, one forced fumble, one fumble recovery, one pressure and one PBD ... set a season high with eight tackles (five solo), including one TFL against Rice ... secured three tackles with one TFL versus Cal ... posted four tackles with 1.5 TFL against Oklahoma State ... notched two tackles and one PBD at TCU ... set a season high with 1.5 sacks, including half of one on Oklahoma's final offensive play to help seal the game, as part of three tackles ... posted three tackles against Kansas State ... set a season high with seven tackles at Iowa State ... registered two tackles and one sack versus Kansas ... made one tackle at West Virginia ... tallied six tackles, one forced fumble, one fumble recovery and one pressure at Baylor ... the forced fumble and recovery came on the Bears' second to last possession with 2:31 remaining to help secure a six-point win.

FRESHMAN (2014)

Played in nine games as a reserve defensive tackle ... did not see action vs. North Texas, BYU, UCLA and Oklahoma ... saw his first collegiate action against Kansas ... recorded two tackles, including one for a loss, against Baylor ... made two stops against Iowa State ... had two tackles against Texas Tech ... recorded one stop against Oklahoma State ... made one tackle against TCU ... had one stop against Arkansas in the Texas Bowl.

HIGH SCHOOL

Coached by B.J. Payne at Hilton Head High School in South Carolina ... named Defensive Player of the Year and first-team All-Area by the Beaufort Gazette ... chosen first-team All-Lowcountry by the Charleston Post and Courier ... named a Top 50 recruit in the Carolinas by the Charlotte Observer ... ranked No. 266 overall and the No. 22 defensive tackle in the nation by ESPN ... No. 19 DT nationally and No. 7 player in South Carolina by 247Sports ... No. 24 DT nationally and No. 11 player in S.C. by Rivals ... No. 24 DT in the nation by Scout ... posted 135 tackles, including 28 tackles for loss and seven sacks, 17 pressures and two forced fumbles as a senior ... also had 34 carries for 155 rush yards and seven TDs and played on special teams ... led a defense that improved its scoring average by double digits from 2012 to 2013 ... helped Hilton Head to a 7-4 record and an appearance in the 3A playoffs in 2013 ... the seven wins were the most for Hilton Head since 2008 ... tabbed first-team All-Area by the Beaufort Gazette in 2012 ... recorded 154 tackles, including 44 tackles for loss and 10 sacks, as a junior ... helped Hilton Head to a 6-6-1 record and an appearance in the 3A playoffs in 2012.

PERSONAL

Kaylon Ford took on the nickname of Poona when his grandmother began calling him Pooh as a child; it grew into Poona and the name stuck ... two-time member of the Big 12 Commissioner's Honor Roll.

FORD'S CAREER STATISTICS

DEFENSE

Year	G/GS	TT (Solo)	Sacks	TFL	QB	INT(Yds)	PBU	FF	FR
2014	9/0	9 (4)	0-0	1-2	0	0-0	0	0	0
2015	12/5	39 (22)	2.5-21	6-29	1	0-0	1	1	1
2016	12/12	54 (40)	0-0	5.5-15	4	0-0	0	1	1
Career	33/17	102 (66)	2.5-21	12.5-46	5	0-0	1	2	2

CAREER HIGHS

Tackles: 8, at Kansas State, Oct 22, 2016 (7-1); RICE, Sep 12, 2015 (5-3)
 Sacks: 1.5, vs Oklahoma, Oct 10, 2015 (1-1)
 Tackles for loss: 1.5, vs Oklahoma, Oct 10, 2015 (1-1); UTEP, Sep 10, 2016 (1-0); Oklahoma State, Sep 26, 2015 (1-0)
 Fumbles forced: 1, at Baylor, Dec 05, 2015 ; vs Oklahoma, Oct 08, 2016
 Fumbles recovered: 1, at Baylor, Dec 05, 2015 ; vs Oklahoma, Oct 08, 2016
 Pass breakups: 1, at TCU, Oct 03, 2015
 Blocked kicks: 1, at Texas Tech, Nov 05, 2016 ; at Oklahoma State, Oct 1, 2016

2017 RETURNING PLAYERS



A fourth-year wide receiver who has played in 34 career games with 16 starts ... member of the 2014-15 Academic All-Big 12 Rookie Team ... the 20th-ranked receiver in the nation by 247Sports coming out of high school ... played in the 2014 Semper Fidelis All-American Bowl.

JUNIOR (2016)

Played in all 12 games and started 10 at outside wide receiver ... made starts against Notre Dame, UTEP, Cal, Oklahoma State, Oklahoma, Iowa State, Baylor, Texas Tech, Kansas and TCU ... led the team with 34 catches for 420 yards ... was tied for the team lead with three touchdown receptions ... started the season opener against No. 10 Notre Dame ... caught three passes for 25 yards and a touchdown in the win ... started in a win against UTEP ... matched his season high with three receptions for 23 yards ... had a season-best four catches and 72 yards at California ... had three catches for seven yards in the Big 12 opener at Oklahoma State ... caught a team-high five passes for 28 yards against Oklahoma in the Red River Showdown ... added a 10-yard touchdown reception, his second of the season ... caught three passes for 23 yards in a 27-6 win over Iowa State ... caught two passes for 17 yards at Kansas State ... caught four passes for a career-high 142 yards and a touchdown in a 35-34 victory over previously-undefeated No. 8 Baylor ... had a season-long reception of 51 yards ... caught a team-high six passes in the Longhorns' 45-37 road victory over Texas Tech ... had 65 yards with a long of 18 ... had one catch for six yards against Kansas ... did not record a catch in the season finale against TCU.

SOPHOMORE (2015)

Played in 10 games with six starts, including the first four games plus West Virginia and Baylor ... finished third on the team in receiving yards (182), fourth in receptions (11) and tied for first in receiving TDs (two) ... caught two passes for 43 yards, including a 32 yard TD against Rice ... set season highs with four receptions and 70 receiving yards versus Cal ... had a 10-yard reception against Oklahoma State ... pulled in three passes for 19 yards at TCU ... registered a 40-yard TD catch against Kansas.

FRESHMAN (2014)

Saw action at receiver and on special teams in 12 games ... had a team-high 11 kickoff returns, averaging 18.0 yards ... had one kickoff return for 18 yards against UNT .. did not play vs. UCLA ... had one rush for 30 yards and one catch for 7 yards against Kansas ... had one carry for 11 yards against Baylor ... caught a three-yard pass against Oklahoma ... made a 12-yard reception against Iowa State ... made a one-yard catch and two kickoff returns against Kansas State ... had an 11-yard kick return against Texas Tech. ... had two receptions for 74 yards (37.0 ypc) while scoring his first collegiate touchdown on a 45-yard reception against Oklahoma State ... also returned two kickoffs against the Cowboys ... set new career-highs in receptions (4) and receiving yards (91) against TCU, while catching a touchdown pass for the second straight week ... the TD catch came on a career-long 73 yard reception (tied for the sixth-longest in school history among freshman) ... also returned five kickoffs for 107 yards (20.1 yards per return), including a career-long 27 yard return, and had a career-high 198 all-purpose yards against the Horned Frogs.

HIGH SCHOOL

Coached by Leland Surovik at Texas City High School ... four-time district honoree ... caught 149 passes for 3,067 yards (20.5 ypc) and 32 TDs in his career ... rushed 66 times for 894 yards (13.5 ypc) and nine TDs ... participated in the 2014 Semper Fidelis All-American Bowl ... named second-team 4A All-State as a defensive back by the Associated Press in 2013 ... shared District MVP honors in District 24-4A with his brother, D'Onta, in 2013 ... also named first-team All-District 24-4A as both a wide receiver and defensive back ... listed on the Austin American-Statesman's Fab 55 ... chosen to the Houston Chronicle's Top 100 (Houston area) ... named Offensive Player of the Year by the Houston Touchdown Club ... ranked No. 106 overall and as the No. 20 wide receiver in the nation by Scout ... No. 124 overall and the No. 15 WR in the nation by ESPN ... No. 142 overall, No. 20 WR nationally and No. 15 player in Texas by 247Sports ... No. 182 overall, No. 26 WR nationally and No. 21 player in Texas by Rivals ... No. 2 WR recruit in the state by Dave Campbell's Texas Football ... caught 42 passes for 750 yards (17.9 ypc) and nine TDs, while rushing 16 times for 182 yards and a TD as a senior ... recorded 20 tackles, six INTs, returning three for TDs, and one fumble recovery ... also returned kickoffs and punts, including one punt for a TD ... helped Texas City to a 12-1 record and an appearance in the 4A DII regional playoffs in 2013 ... tabbed Special Teams Most Valuable Player in district 24-4A in 2012

... also named first-team All-District 24-4A as a wide receiver in 2012 ... named second-team DCTF Super Team ... caught 36 passes for 891 yards (24.8 ypc) and 10 TDs, while rushing 34 times for 611 yards (17.9 ypc) and four TDs as a junior ... also returned one punt and one kickoff for a TD ... helped Texas City to a 9-3 record and an appearance in the 4A DII area playoffs in 2012 ... tabbed first-team All-District 24-4A as a wide receiver in 2011 ... made 42 receptions for 909 yards (21.6 ypc) and 11 TDs as a sophomore ... named District 24-4A Newcomer of the Year in 2010 ... caught 29 passes for 517 yards (17.8 ypc) and two TDs.

PERSONAL

Twin brother, D'Onta, was a running back for the Longhorns ... member of the 2014-15 Academic All-Big 12 Rookie Team.

FOREMAN'S CAREER STATISTICS

RECEIVING/RUSHING

Year	G/GS	Rec-Yds	YPC	TD	Long	Rush-Yds	YPC	TD	Long
2014	12/0	10-188	18.8	2	73t	2-41	20.5	0	29
2015	10/6	11-182	16.5	2	40t	2-2	1.0	0	2
2016	12/10	34-420	12.4	3	51	0-0	0.0	0	--
Career	34/16	55-790	15.9	7	73t	4-43	10.8	0	29

SPECIAL TEAMS

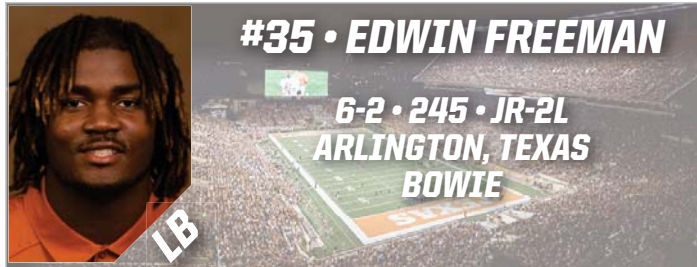
Year	G	PR-Yds	YPR	TD	Long	KR-Yds	YPR	TD	Long
2014	12	0-0	0.0	0	-	1-5	5.0	0	5
2015	10	0-0	0.0	0	-	1-25	25.0	0	25
2016	12	8-69	8.6	0	22	6-110	18.3	0	33
Career	34	8-69	8.6	0	22	8-140	17.5	0	33

CAREER HIGHS

Points scored: 6, 7 times
 Touchdowns: 1, 7 times
 Rush attempts: 1, 4 times
 Rush yards: 30, at Kansas, Sep 27, 2014 (1 carries)
 Long rush: 29, at Kansas, Sep 27, 2014
 Receptions: 6, at Texas Tech, Nov 05, 2016
 Receiving yards: 142, Baylor, Oct 29, 2016 (4 receptions)
 Receiving TDs: 1, 7 times
 Long reception: 73, TCU, Nov 27, 2014
 Total offense attempts: 1, 4 times
 Total offense yards: 30, at Kansas, Sep 27, 2014 (30 rush, 0 pass)
 All-purpose yards: 198, TCU, Nov 27, 2014
 Punt returns: 4, Iowa State, Oct 15, 2016
 Punt return yards: 42, Iowa State, Oct 15, 2016 (4 returns)
 Long punt return: 22, Iowa State, Oct 15, 2016
 Kick returns: 5, TCU, Nov 27, 2014
 Kick return yards: 107, TCU, Nov 27, 2014 (5 returns)
 Long kick return: 33, vs Oklahoma, Oct 08, 2016
 Tackles: 1, TCU, Nov 27, 2014 (1-0)



2017 RETURNING PLAYERS



A fourth-year linebacker who has played in 18 career games with five starts ... member of the Big 12 Commissioner's Honor Roll (fall 2015) ... among the top outside linebackers and safeties in the nation as a senior in high school.

SOPHOMORE (2016)

Played in 12 games and started the final five (Baylor, Texas Tech, West Virginia, Kansas, TCU) ... made 49 tackles (45 solo) and 9.0 tackles for loss ... had three sacks and two interceptions ... added a fumble recovery ... started the season with a three tackle performance against No. 10 Notre Dame ... played against UTEP with one tackle ... had two tackles, one for a loss of three yards ... recorded one solo tackle against OU ... had two solo tackles against Iowa State ... had a career-best game recording five tackles at Kansas State ... also added his first career interception (returned 33 yards) and fumble recovery in the loss ... had his first career start against Baylor, recording five tackles, one for a loss of three yards ... had nine tackles against Texas Tech, seven solo and two assists ... also had two tackles for a loss of six yards ... had eight tackles against West Virginia, seven solo and one assist ... also had one tackle for a loss of three yards ... had five solo tackles against Kansas ... also had one sack for a loss of 10 yards and one interception for four yards ... had five solo tackles against TCU ... also had two tackles for loss and a sack.

REDSHIRT FRESHMAN (2015)

Played in six games on defense and special teams ... recorded 12 tackles (nine solo), three TFL and one forced fumble ... posted four tackles and one TFL at Notre Dame ... registered three tackles, one TFL and one forced fumble against Rice ... secured one TFL at West Virginia ... collected four tackles at Baylor ... recorded one tackle against Oklahoma State.

FRESHMAN (2014)

Redshirted.

HIGH SCHOOL

Coached by Danny Dearman at Bowie High School ... selected to the 2014 Under Armour All-America Game ... participated in Nike's The Opening ... named second-team All-District 3-5A as a linebacker ... chosen to the Area Top 100 by the Dallas Morning News ... ranked No. 128 overall and as the No. 7 outside linebacker in the nation by ESPN ... No. 125 overall, No. 12 safety nationally and No. 15 player in Texas by Rivals ... No. 234 overall and No. 21 OLB in the nation by Scout ... No. 25 OLB and No. 35 player in Texas by 247Sports ... recorded 101 tackles, including 12 tackles for loss and 7.5 sacks, five forced fumbles, one fumble recovery and three pass breakups as a senior ... part of a defense that allowed 17 or fewer points six times ... the defense also allowed just 301.9 total yards per game, including only 130.7 passing yards ... helped Bowie to a 7-4 record and an appearance in the 5A DI bi-district playoffs in 2013 ... selected unanimous first-team All-District 3-5A at linebacker in 2012 ... named second-team DCTF Super Team ... part of a defense that allowed just 18.6 points per game including three or fewer in four games ... posted a three-game stretch allowing a total of six points ... helped Bowie to an 11-2 record and an appearance in the 5A DI regional playoffs in 2012 ... named District 4-5A Defensive Sophomore of the Year in 2011 ... played safety as a sophomore in 2011 and made two interceptions ... part of a defense that allowed seven or fewer points in six games ... helped Bowie to a 9-4 record and an appearance in the 5A DI regional playoffs in 2011.

PERSONAL

Parents are Demetrius and Anita Sanders ... has three siblings - Devante and Denitra Sanders and Carnlisa Robertson ... cousins are Alex and Monique Daley, Gertrude Roberts and Rodney Armour ... was born in Monrovia, Liberia and came to the United State in February 2001.

FREEMAN'S CAREER STATISTICS

DEFENSE

Year	G/GS	TT (Solo)	Sacks	TFL	QBP	INT(Yds)	PBU	FF	FR
2014									
									REDSHIR
2015	6/0	12 (9)	0-0	3.0-6	0	0-0	0	1	0
2016	12/5	49 (44)	3.0-19	9.0-37	0	2-37	0	0	1
Career	18/5	61 (53)	3.0-19	12.0-43	0	2-37	0	1	1

CAREER HIGHS

All-purpose yards: 33, at Kansas State, Oct 22, 2016
 Interceptions: 1, at Kansas, Nov 19, 2016 ; at Kansas State, Oct 22, 2016
 Long interception return: 33, at Kansas State, Oct 22, 2016
 Tackles: 9, at Texas Tech, Nov 05, 2016 (7-2)
 Sacks: 1.0, at Kansas, Nov 19, 2016 (1-0); TCU, Nov 25, 2016 (1-0); Baylor, Oct 29, 2016 (1-0)
 Tackles for loss: 2.0, at Texas Tech, Nov 05, 2016 (2-0); TCU, Nov 25, 2016 (2-0); Baylor, Oct 29, 2016 (2-0)
 Fumbles forced: 1, RICE, Sep 12, 2015
 Fumbles recovered: 1, at Kansas State, Oct 22, 2016



A fourth-year tight end who has played in 10 career games ... member of the Big 12 Commissioner's Honor Roll (spring 2015, spring 2016) ... an all-state selection as a junior and senior in high school.

SOPHOMORE (2016)

Played on special teams in each of the final five games of the season ... made appearances against Baylor, Texas Tech, West Virginia, Kansas and TCU.

REDSHIRT FRESHMAN (2015)

Played in five games on special teams (Kansas State, Kansas, West Virginia, Texas Tech and Baylor).

FRESHMAN (2014)

Redshirted.

HIGH SCHOOL

Coached by Todd Dodge at Marble Falls High School ... two-time all-state selection ... had 160 receptions for 2,588 yards (16.2 ypc) and 37 TDs in two years of football ... named first-team 4A All-State by the Associated Press in 2013 ... selected first-team All-District 25-4A ... chosen first-team All-Centex by the Austin American-Statesman ... ranked as the No. 67 wide receiver in the nation by ESPN ... No. 123 WR nationally and No. 112 player in Texas by 247Sports ... No. 40 tight end in the nation by Scout ... made 78 receptions for 1,267 yards (16.2 ypc) and 17 TDs as a senior ... also had 197 rushing yards and three TDs, along with a 94-yard kickoff return for a TD ... tabbed second-team 4A All-State by the Associated Press in 2012 ... named first-team All-District 25-4A ... selected first-team All-Centex by the Austin American-Statesman ... caught 82 passes for 1,321 yards (16.1 ypc) and 20 TDs as a junior ... only played two years of high school football, prior to that played only basketball.

PERSONAL

Member of the Big 12 Commissioner's Honor Roll (spring 2015, spring 2016).

2017 RETURNING PLAYERS



A third-year linebacker who has played in 21 career games with five career starts . . . named to the 2017 watch list for the Lott IMPACT Trophy ... also named preseason All-Big 12 by Athlon Sports in 2017 ... named second team All-Big 12 at defensive end by the Associated Press, Big 12 coaches, Phil Steele and ESPN.com in 2016 ... a three-time all-district performer in high school ... a member of the Big 12 Commissioner's Honor Roll (Spring 2017).

SOPHOMORE (2016)

Played in all 12 games and made five starts (UTEP, Oklahoma State, Kansas State, Texas Tech, TCU) ... was second on the team with 64 tackles (41 solo) ... led the team with 13.5 tackles for loss and 6.0 sacks ... had one pass breakup and one forced fumble ... named second team All-Big 12 at defensive end by the Associated Press, Big 12 coaches, Phil Steele and ESPN.com ... also honored on the All-Big 12 underclassmen team by ESPN.com ... made a half tackle for loss and five total tackles in the season-opener versus No. 10 Notre Dame ... made his first career start in a 41-7 week two win over UTEP ... had a career-high eight tackles ... also recorded his first career sack ... had five tackles at California, recording his second sack of the season ... made his second start of the season at Oklahoma State ... totaled six tackles (five solo) and a tackle for loss ... recorded six tackles against OU (three solo, three assist) ... had six tackles, one for a loss of 4 yards and a sack for a loss of four yards against Iowa State ... had two tackles, including a sack for a loss of 12 yards, against Kansas State ... had six tackles against Baylor ... registered a sack, a career-best 2.5 TFLs, a forced fumble and a pass breakup ... had two total tackles against Texas Tech, one solo and one assist ... had five tackles against West Virginia, four of them being solo ... also had one tackle for a loss of one yard ... had seven total tackles against Kansas, six of them solo tackles ... had one sack for a loss of five yards ... also had two and half tackles for a loss of seven yards ... had seven tackles and two tackles for loss against TCU.

FRESHMAN (2015)

Played in nine games at linebacker and on special teams, missing Oklahoma, Kansas State and Iowa State due to injury ... recorded 18 tackles (12 solo) and one interception ... made two tackles at Notre Dame ... registered one tackle and one interception on the last play of the game against Rice ... gathered five tackles (four solo) at TCU ... posted two tackles against both Kansas and Texas Tech ... set a season high with six tackles (five solo) at Baylor.

HIGH SCHOOL

Coached by Todd Dodge at Westlake High School ... a three-time all-district honoree ... selected unanimous first-team All-District 14-6A as a defensive end in 2014 ... ranked No. 49 ILB nationally by ESPN ... rated No. 80 OLB nationally and No. 14 OLB in Texas by Scout ... ranked No. 78 weakside DE nationally by 247Sports ... recorded 34 tackles, including 14 tackles for loss and five sacks, with three pressures, two passes defended and a blocked FG as a senior ... part of a defense that allowed just 16.8 points per game, including four games of seven points or fewer ... helped Westlake to a 7-4 record, including a 6-2 district mark, and an appearance in the 6A Division 1 bidistrict playoffs in 2014 ... selected first-team All-District 15-5A as a defensive end in 2013 ... also played running back ... part of a defense that allowed 23.8 points per game ... rushed for 37 yards and three TDs on five carries ... helped Westlake to a 7-5 record and an appearance in the 5A Division 2 area playoffs in 2013 ... chosen second-team All-District 15-5A as a linebacker in 2012 ... helped Westlake to a 10-5 record, including a 5-1 district mark, and an appearance in the 5A Division 2 semifinals ... part of a defense that allowed just 15.2 points per game, including six games of seven points or fewer.

PERSONAL

Parents are Britt and Bridgette Hager ... father was an All-America linebacker at UT (1985-88) who holds the school records for season (195) and career tackles (499), and played in the NFL for nine seasons with the Philadelphia Eagles (1989-94), Denver Broncos (1995-96) and St. Louis Rams (1997) ... youngest of four brothers, all of whom played football ... Bron signed at North Texas, Brayven played at Blinn College and Bryce played at Baylor ... three-time academic all-district honoree.

HAGER'S CAREER STATISTICS

DEFENSE

Year	G/GS	TT (Solo)	Sacks	TFL	QBP	INT(Yds)	PBU	FF	FR
2015	9/0	18 (12)	0-0	0-0	0	1-10	0	0	0
2016	12/5	64 (41)	6.0-42	13.5-58	0	0-0	1	1	0
Career	21/5	82 (53)	6.0-42	13.5-58	0	1-10	1	1	0

CAREER HIGHS

All-purpose yards: 10, RICE, Sep 12, 2015
 Interceptions: 1, RICE, Sep 12, 2015
 Long interception return: 10, RICE, Sep 12, 2015
 Tackles: 8, UTEP, Sep 10, 2016 (3-5)
 Sacks: 1.0, 6 times
 Tackles for loss: 2.5, at Kansas, Nov 19, 2016 (2-0); Baylor, Oct 29, 2016 (2-0)
 Fumbles forced: 1, Baylor, Oct 29, 2016
 Pass breakups: 1, at Kansas State, Oct 22, 2016 ; Baylor, Oct 29, 2016

2017 RETURNING PLAYERS



A fourth-year safety who has appeared in 35 games with 28 starts ... an all-state player as a senior in high school ... ranked No. 49 among safeties by Rivals as a senior in high school.

JUNIOR (2016)

Played in 11 games and made 10 starts at free safety ... starts came against Notre Dame, UTEP, Cal, Oklahoma, Iowa State, Kansas State, Baylor, Texas Tech, West Virginia and TCU ... totaled 52 tackles (32 solo) with 4.5 tackles for loss and 3.0 sacks ... had three pass breakups ... started the season-opener against No.10 Notre Dame and recorded three solo tackles ... started against UTEP with two individual tackles ... started against California with six total tackles ... came off the bench to lead the team with eight tackles at Oklahoma State ... also registered two sacks, marking the Longhorns' first multi-sack game of the season ... the two sacks were a career high for Hall ... recorded seven total tackles against OU (four solo, three assist) ... also had one tackle for a loss of one yard ... had four tackles and one pass breakup against Kansas State ... had seven tackles, including a half tackle for a loss of two yards ... had six tackles against Texas Tech, two solo and four assists ... also had one broken up pass ... started in the game against West Virginia and had five tackles, three of them solo ... also had one sack for a loss of seven yards ... had four solo tackles against TCU.

SOPHOMORE (2015)

Played in all 12 games, starting 11, at safety ... did not start against Texas Tech due to a one safety set ... fifth on the team with 51 tackles and tied for second with two interceptions ... posted seven tackles at Notre Dame ... grabbed an interception against Rice ... had one tackle versus California ... made two tackles against Oklahoma State ... tallied three tackles and one-half tackle for loss at TCU ... gathered three tackles versus Oklahoma ... set a season high and tied for the team lead in tackles with eight (five solo), along with one PBU against Kansas State ... tied for second on the team with seven tackles (six solo) at Iowa State ... registered four solo tackles and one forced fumble on a fourth-and-goal from the UT 1-yard line versus Kansas ... compiled six tackles (four solo) at West Virginia ... totaled four tackles against Texas Tech ... notched six tackles (five solo), a 17-yard interception return and one pressure at Baylor.

FRESHMAN (2014)

Played in 12 games with seven starts at safety (Kansas, Baylor, Oklahoma, K-State, West Virginia, Oklahoma State and TCU) and on special teams ... did not play against Iowa State due to injury ... saw action in his first-ever collegiate game against North Texas ... recorded three tackles (two solo), including a sack, against UCLA ... earned his first career start against Kansas, recording seven tackles in the contest ... became the first true freshman safety to start since Blake Gideon in 2008 (started all 13 games that season) ... recorded seven tackles against Baylor ... had eight tackles and a pass breakup against Oklahoma ... missed the Iowa State game with a patellar tendon injury ... returned to the starting lineup against Kansas State and recorded five tackles ... had two tackles and a pass breakup against Texas Tech ... posted a career-best nine tackles against West Virginia ... had five stops against Oklahoma State ... made one tackle against TCU .. had two stops against Arkansas in the Texas Bowl.

HIGH SCHOOL

Coached by Brent Whitson at South Grand Prairie ... two-time all-district honoree ... named honorable mention All-State 5A by the Associated Press in 2013 ... tabbed first-team All-District 7-5A ... selected second-team All-Area and to the Area Top 100 by the Dallas Morning News ... ranked as the No. 49 safety nationally and No. 82 player in Texas by Rivals ... No. 50 safety nationally by Scout ... No. 87 safety in the nation by ESPN ... No. 110 safety nationally and No. 158 player in Texas by 247Sports ... registered 57 tackles, six interceptions, six pass breakups, one pressure and two defensive TDs as a senior ... named Defensive Player of the Week by the Dallas Morning News after grabbing three interceptions, including a 62-yard return for a TD in the fourth quarter and another at the goal line at the end of the game to secure a 15-8 win over Duncanville ... selected honorable mention All-District 7-5A in 2012 ... recorded 34 tackles, one interception, two pass breakups, one forced fumble and one recovered fumble as a junior ... helped South Grand Prairie to a 5-5 record in 2012.

PERSONAL

Son of Nicolle Garrison and Robert Hall ... has an older brother - Trey ... brother played basketball at Richland and won the 2014 Juco National Championship ... he then played at St. Mary's in 2015 and Cameron University in 2016-17 ... is good at drawing.

HALL'S CAREER STATISTICS

DEFENSE

Year	G/GS	TT (Solo)	Sacks	TFL	QBP	INT(Yds)	PBU	FF	FR
2014	12/7	49 (29)	1.0-7	1.0-7	0	0-0	2	0	0
2015	12/11	51 (33)	0-0	0.5-1	1	2-52	2	1	0
2016	11/10	52 (32)	3.0-20	4.5-23	0	0-0	3	0	0
Career	35/28	152 (94)	4.0-27	6.0-31	1	2-52	7	1	0

CAREER HIGHS

All-purpose yards: 35, RICE, Sep 12, 2015
 Interceptions: 1, at Baylor, Dec 05, 2015 ; RICE, Sep 12, 2015
 Long interception return: 31, RICE, Sep 12, 2015
 Tackles: 9, West Virginia, Nov 08, 2014 (6-3)
 Sacks: 2.0, at Oklahoma State, Oct 1, 2016 (2-0)
 Tackles for loss: 2.0, at Oklahoma State, Oct 1, 2016 (2-0)
 Fumbles forced: 1, Kansas, Nov 07, 2015
 Pass breakups: 1, 7 times

2017 RETURNING PLAYERS



A fourth-year player who made the transition to wide receiver for the 2016 season ... has played in 23 games, making 12 starts (10 at quarterback during the 2015 season) ... became just the seventh Texas player since 1980 to record a passing, rushing and receiving TD in his career ... member of the Big 12 Commissioner's Honor Roll (fall 2014) ... a two-time all-state performer who was one of the top dual threat signal-callers in the nation.

SOPHOMORE (2016)

Played in 11 games and made two starts at wide receiver (Oklahoma State, Oklahoma) ... made 24 catches for 266 yards ... tied for the team lead with three touchdown catches ... played a significant part in the Longhorns' 50-47 season-opening win against No. 10 Notre Dame ... caught two passes for 73 yards ... had one reception for 68 yards ... had six catches for 46 yards and two touchdowns in a 41-7 win over UTEP ... his first quarter TD reception was the first of his career ... became just the seventh player at Texas since 1980 to record a passing, rushing and receiving touchdown in his career ... caught two passes for 10 yards at California ... started against OSU with four for a total 37 yards, the longest being for 21 yards ... had one catch for nine yards in the game against OU ... caught two passes for a total of 45 yards, one of which was 37 yards, against Iowa State ... had one catch for seven yards against Kansas State ... had two catches against West Virginia totaling 15 yards ... had four catches against Kansas for a total of 24 yards, longest being for nine yards ... played against TCU but did not record a catch in the season finale.

REDSHIRT FRESHMAN (2015)

Played in all 12 games with 10 starts ... moved into a starting role in the second game of the season against Rice ... did not start in the final game against Baylor due to injury ... completed 92-of-159 passes (57.9%) for 1,214 yards (No. 5 on the UT freshman passing list) and five TDs with five INTs ... was the team's second-leading rusher with 556 yards and three TDs on 139 carries (4.0 ypc) ... the 556 rushing yards ranked 12th on the UT freshman single-season list (second among quarterbacks) and eighth on the overall single-season quarterback list ... helped Texas lead the Big 12 and rank seventh in the nation with just six interceptions thrown ... made his first career start against Rice and accounted for 211 yards of offense (120p/91r) with two passing TDs of 32 and 69 yards (sixth-longest pass by a freshman in UT history) ... set the UT single-game total offense record with 527 yards (364p/163r), while scoring three rushing TDs and completing 20-of-31 passes versus Cal ... became the second player in school history to throw for 300 yards and rush for 100 yards in a game (Colt McCoy) ... the 364 yards passing ranked 10th on the UT single-game list, and second by a freshman ... the 163 yards rushing (24 carries/6.8 ypc) tied the UT freshman single-game mark by a quarterback (Vince Young), was seventh-best by any freshman, and eighth-best by any quarterback ... the three rushing TDs tied the UT freshman single-game record (only QB in group of five) ... against Oklahoma State, registered 167 total yards (119p/48r) ... joined with D'Onta Foreman to become the 33rd duo in UT history to rush for 100-plus yards in the same game by compiling 115 yards on 21 carries (5.5 ypc), while completing 8-of-11 passing for 53 yards and one TD versus Oklahoma ... accounted for 160 total yards (99p/61r) while completing 10-of-15 passes against Kansas State ... passed for 201 yards and one TD, an 84-yard completion to John Burt that was the ninth-longest in UT history and the second-longest by a freshman ... completed 8-of-11 passes for 162 yards and one TD at West Virginia ... missed most of the last two games against Texas Tech and Baylor due to injury.

FRESHMAN (2014)

Redshirted.

HIGH SCHOOL

Coached by John Walsh at Guyer High School ... two-time first-team all-state and District 5-4A MVP honoree ... selected to the 2014 U.S. Army All-American Bowl ... participated in Nike's The Opening ... chosen to compete in the Elite 11 Camp ... led Guyer to back-to-back 4A DI State Championships in 2012 and 2013 ... produced a career record of 36-8 as a starter, which includes one forfeited victory ... named second-team 4A All-State by the Associated Press in 2013 ... selected first-team All-Area and in the Area Top 100 by the Dallas Morning News ... tabbed District 5-4A Most Valuable Player in 2013 ... listed on the Austin American-Statesman's Fab 55 (state's top prospects) ... ranked No. 37 overall and as the No. 2 quarterback in the nation by Scout ... No. 79 overall, No. 1 dual-threat QB and No. 8 player in Texas by 247Sports

... No. 149 overall and No. 6 QB in the nation by ESPN ... No. 85 overall, No. 4 dual-threat QB nationally and No. 10 player in Texas by Rivals ... No. 1 QB recruit in Texas by Dave Campbell's Texas Football ... completed 146-of-231 passes (63.2 percent) for 2,148 yards and 22 TDs with only six interceptions, while rushing 251 times for 2,172 yards (8.7 ypc) and 28 TDs as a senior ... rushed for at least 100 yards in 12 games ... connected on all nine of his passes for 95 yards and one TD, while rushing for 159 yards and two TDs against Brennan to earn his second state title game MVP honors in two years ... posted an 8-to-1 TD to INT ratio during the 2013 playoffs ... posted 219 rushing yards and 135 passing yards against Birdville during the playoffs ... tallied 216 rushing yards and two TDs with 117 passing yards and two TDs against Rider ... led Guyer to a 14-2 overall record during the season ... selected first-team 4A All-State by the Texas Sports Writers Association in 2012 ... tabbed honorable mention 4A All-State by the Associated Press ... named District 5-4A Most Valuable Player ... chosen DCTF Offensive Player of the Year and first-team Super Team ... rushed 250 times for 2,138 yards (8.6 ypc) with 35 TDs and completed 155-of-250 passes (62 percent) for 2,090 yards and 17 touchdowns with only seven interceptions as a junior ... led Guyer back from a 16-point deficit against Georgetown in the 2012 4A DI title game by passing for 189 yards and two TDs and rushing for 143 yards and five TDs, accounting for all of the team's TDs ... earned the first of his state title game MVP honors ... led Guyer to a 14-2 overall record during the season ... selected District 7-5A Offensive Newcomer of the Year in 2011 ... completed 130-of-223 passes for 2,286 yards and 28 TDs with just 10 interceptions, while rushing for 650 yards and five TDs on 136 carries as a sophomore ... led Guyer to an 8-4 record and an appearance in the 5A DII area playoffs.

PERSONAL

Son of Tina and Reginald Heard ... has one sister, Lauren ... mother, Tina, played basketball at North Texas ... father, Reginald, ran track at UNT ... member of the Big 12 Commissioner's Honor Roll (fall 2014).

HEARD'S CAREER STATISTICS

PASSING/RUSHING

Year	G/GS	Comp-Att	Pct.	Yds	Rating	TD	INT	Long	Rush/TD	Long
2015	12/10	92-159	57.9	1,214	126.09	5	5	84t	139-556/3	45
2016	11/2	0-0	--	--	--	--	--	--	1--12/0	-12
Career	23/12	92-159	57.9	1,214	126.09	5	5	84t	140-544/3	45

RECEIVING/RUSHING

Year	G/GS	Rec-Yds	YPC	TD	Long	Rush-Yds	YPC	TD	Long
2015	12/10	1-3	3.0	0	3	139-556	4.0	3	45
2016	11/2	24-266	11.1	3	51	1--12	-12.0	0	-12
Career	23/12	25-269	10.8	3	51	140-544	3.8	3	45

CAREER HIGHS

Points scored: 18, California, Sep 19, 2015
 Touchdowns: 3, California, Sep 19, 2015
 Rush attempts: 24, California, Sep 19, 2015
 Rush yards: 163, California, Sep 19, 2015 (24 carries)
 Rush TDs: 3, California, Sep 19, 2015
 Long rush: 45, California, Sep 19, 2015
 Pass attempts: 31, California, Sep 19, 2015
 Pass completions: 20, California, Sep 19, 2015
 Pass yards: 364, California, Sep 19, 2015
 Pass TDs: 2, RICE, Sep 12, 2015
 Had intercepted: 2, at West Virginia, Nov 14, 2015
 Long pass: 84, Kansas, Nov 07, 2015
 Receptions: 6, UTEP, Sep 10, 2016
 Receiving yards: 73, Notre Dame, Sep 04, 2016 (2 receptions)
 Receiving TDs: 2, UTEP, Sep 10, 2016
 Long reception: 68, Notre Dame, Sep 04, 2016
 Total offense attempts: 55, California, Sep 19, 2015 (24 rush, 31 pass)
 Total offense yards: 527, California, Sep 19, 2015 (163 rush, 364 pass)
 All-purpose yards: 163, California, Sep 19, 2015

2017 RETURNING PLAYERS



A second-year wide receiver for the Longhorns who redshirted in 2016 ... was an All-State and four-time All-District honoree in high school.

FRESHMAN (2016)
Redshirted.

HIGH SCHOOL

An all-state and four-time all-district honoree ... named first-team All-District 22-6A in 2015 ... chosen as one of "2016 Texas' Best" by Dave Campbell's Texas Football ... placed No. 43 on the Austin American-Statesman's Fab 55 ... ranked in the Greater Houston Top 100 by the Houston Chronicle ... picked a Top 50 prospect in Texas by the Waco Tribune ... rated No. 255 nationally (No. 39 WR) and No. 6 WR in Texas by Scout ... ranked No. 76 WR nationally and No. 59 overall in Texas by Rivals ... rated No. 91 WR nationally and No. 80 overall in Texas by ESPN ... ranked No. 615 nationally (No. 96 WR) and No. 88 overall in Texas by 247 Sports ... tallied 31 receptions for 557 yards (18.0 ypr) and five touchdowns as a senior, while adding 169 kickoff return yards ... caught at least three passes in six games ... part of an offense that led the district in scoring offense (55.8 ppg), total offense (493.0 ppg) and passing offense (256.7 ppg) ... helped Manvel to an 11-3 overall record, including a 7-1 district mark, and an appearance in the 6A Division II quarterfinals, losing to eventual state champion Katy in 2015 ... named 2015 preseason first-team Super Team by Dave Campbell's Texas Football ... selected to the 2015 preseason All-Greater Houston second team by the Houston Chronicle ... selected honorable mention 6A All-State by the Texas Sports Writers Association in 2014 ... tabbed first-team All-District 22-6A ... caught 36 passes for 725 yards and a district-leading 14 touchdowns, while returning nine kickoffs for 114 yards as a junior ... part of an offense that led the district in scoring offense (50.6 ppg), total offense (495.0 ppg) and passing offense (285.8 ppg) ... led Manvel to a 13-1 overall record, an undefeated regular season with a district championship and an appearance in the 6A Division II quarterfinals in 2014 ... chosen second-team All-District 22-5A as both a wide receiver and a return specialist in 2013 ... totaled 28 receptions for 569 yards and 10 touchdowns as a sophomore ... guided Manvel to a 12-2 overall record, including a 7-0 district mark and championship, and an appearance in the 5A Division II quarterfinal playoffs in 2013 ... earned second-team All-District 22-5A honors in 2012 ... grabbed 10 receptions for 400 yards (40.0 ypr) and six touchdowns, while rushing 11 times for 101 yards (9.2 ypc) as a freshman.

PERSONAL

Son of Denetria Mapps ... has seven siblings - Laray, Andrew and Ladashia Spates; Samario Mason and Damayha, Delvin and Dale Jones ... was born in Houston ... enjoys baking and outdoor activities.



A third-year defensive back who played in 17 career games and made 11 starts ... was named honorable mention All-Big 12 in 2015 ... was an All-American in high school and one of the highest-rated cornerbacks in the nation as a senior.

SOPHOMORE (2016)

Played in five games and made three starts (Cal, Oklahoma and Texas Tech) ... made 21 tackles (15 solo) with one pass breakup ... recorded five tackles in the season-opener against No.10 Notre Dame ... recorded three solo and five total tackles and one pass break-up versus California ... started in the game against OU and recorded four total tackles (three solo, one assist) ... had

one solo tackle against Baylor ... had six total tackles against Texas Tech, four solo and two assists.

FRESHMAN (2015)

Played in all 12 games, starting the last eight, on defense and special teams ... earned honorable mention All-Big 12 honors ... ranked second on the team with four PBU and sixth with 49 tackles ... also recorded one TFL, one fumble recovery and one interception return for a TD ... posted solo four tackles against Rice ... made one tackle versus Cal ... returned an interception 41 yards for a TD that gave Texas a three-point lead late in the third quarter, while adding two tackles and one PBU against Oklahoma State ... was second on the team with seven tackles (six solo) and one PBU at TCU ... set a season high and was second on the team with eight tackles (seven solo) versus Oklahoma ... gathered five tackles (three solo) against Kansas State ... registered four tackles versus both Iowa State and Kansas ... collected two tackles at West Virginia ... amassed eight tackles, including his first TFL, and a fumble recovery that led to a field goal and 3-0 lead against Texas Tech ... set a season high with two PBU in addition to four solo tackles at Baylor.

HIGH SCHOOL

Coached by Tom Nolen at Lamar High School ... an All-America honoree as a senior ... selected to participate in the 2015 Semper Fidelis All-American Bowl ... one of six finalists for the 2015 Watkins Award, honoring the top African-American male high school scholar-athlete nationally ... invited to participate in Nike's 2014 The Opening ... named first-team All-America by MaxPreps in 2014 ... named honorable mention All-America by Parade Magazine ... tabbed first-team 6A All-State by the Texas Sports Writers Association ... picked to the All-USA Texas Team by USA Today ... chosen as a finalist for Greater Houston Defensive Player of the Year by the Houston Touchdown Club ... tabbed Greater Houston Defensive Player of the Year and first-team All-Greater Houston by the Houston Chronicle ... named Defensive MVP and first-team All-District 20-6A ... chosen first-team All-Texas, District 20-6A MVP and No. 2 CB in the state by Dave Campbell's Texas Football ... rated No. 60 (No. 9 CB) nationally and No. 13 (No. 3 CB) in Texas by Scout ... ranked No. 69 (No. 8 CB) nationally and No. 11 in Texas by 247Sports ... ranked No. 121 (No. 13 CB) nationally and No. 14 overall in Texas by Rivals ... rated No. 152 (No. 14 CB) nationally and No. 17 in Texas by ESPN ... placed No. 10 on the Fab 55 by the Austin American-Statesman ... ranked in the Greater Houston Top 100 by the Houston Chronicle ... led the state with 11 interceptions and scored four TDs on offense and special teams as a senior ... caught six passes for 93 yards and two TDs, while returning 19 punts for 387 yards (20.4 ypr) and five kickoffs for 227 yards (45.4 ypr) ... part of a defense that allowed just 12.3 points per game, including two shutouts and five games of seven points or fewer ... helped Lamar to a 10-2 record, including a 7-0 district mark, and an appearance in the 6A Division 1 area playoffs in 2014 ... chosen 2014 preseason first-team Super Team by Dave Campbell's Texas Football ... selected first-team All-District 20-5A in 2013 ... registered 41 tackles, two tackles for loss, 11 pass breakups and one interceptions as a junior ... also returned 12 punts for 218 yards (18.2 ypr) and one TD ... part of a defense that allowed just 8.9 points per game, including four shutouts and seven games of seven points or fewer ... helped Lamar to an 11-1 record, including a 7-0 district mark, and an appearance in the 5A Division 1 regional playoffs in 2013.

PERSONAL

Born in Houston, Texas ... nickname is Hollywood ... parents are Sherell and Holton Hill ... father played linebacker at UTEP, lettering from 1980-82 ... member of the honor roll in high school ... played in a band growing up ... was a junior Olympian eight straight years ... enjoys listening to music, playing video games and spending time with family and friends.

HILL'S CAREER STATISTICS

DEFENSE

Year	G/GS	TT (Solo)	Sacks	TFL	QB INT (YDS)	PBU	FF	FR
2015	12/8	49 (37)	0-0	1.0-2	0 1-41	4	0	1
2016	5/3	21 (15)	0-0	0-0	0 0-0	1	0	0
Career	17/11	70 (52)	0-0	1.0-2	0 1-41	5	0	1

CAREER HIGHS

Points scored: 6, Oklahoma State, Sep 26, 2015
 Touchdowns: 1, Oklahoma State, Sep 26, 2015
 All-purpose yards: 41, Oklahoma State, Sep 26, 2015
 Interceptions: 1, Oklahoma State, Sep 26, 2015
 Long interception return: 41, Oklahoma State, Sep 26, 2015
 Tackles: 8, Texas Tech, Nov 26, 2015 (4-4); vs Oklahoma, Oct 10, 2015 (7-1)
 Tackles for loss: 1.0, Texas Tech, Nov 26, 2015 (1-0)
 Fumbles recovered: 1, Texas Tech, Nov 26, 2015
 Pass breakups: 2, at Baylor, Dec 05, 2015



2017 RETURNING PLAYERS



#41 • TRISTIAN HOUSTON

6-1 • 210 • SO-SQ
GALENA PARK, TEXAS
NORTH SHORE

RB

A third-year running back who has played in two career games ... an all-state performer in high school ... tabbed the No. 20 running back in the nation by ESPN as a senior in high school.

REDSHIRT FRESHMAN (2016)

Played in two games and totaled three rush attempts for three yards ... made his first career appearance against UTEP ... also made an appearance against TCU.

FRESHMAN (2015)

Redshirted.

HIGH SCHOOL

Coached by David Aymond and John Kay at North Shore High School ... an all-state and three-time all-district honoree ... selected second-team All-District 21-6A in 2014 ... ranked in the Greater Houston Top 100 by the Houston Chronicle ... rated No. 260 (No. 20 RB) nationally and No. 36 in Texas by ESPN ... ranked No. 36 RB nationally and No. 65 overall in Texas by 247Sports ... ranked No. 54 RB nationally and No. 93 overall in Texas by Rivals ... rated No. 60 RB nationally and No. 14 RB in Texas by Scout ... rated No. 10 RB in the state by Dave Campbell's Texas Football ... rushed for 1,066 yards and 10 TDs on 169 carries (6.4 ypc) ... caught 11 passes for 194 yards and three TDs ... helped North Shore to an 8-5 record, including a 5-1 district mark, and an appearance in the state 6A Division I regional playoffs in 2014 ... tabbed third-team 5A All-State by the Texas Sports Writers Association in 2013 ... named honorable mention 5A All-State by the Associated Press ... a unanimous first-team All-District 21-5A choice ... rushed for 1,723 yards and 19 TDs on 178 carries (9.7 ypc) as a junior ... posted nine 100-yard games during the season ... helped North Shore to a 12-1 record, including a 6-0 district mark, and an appearance in the 5A Division I regionals in 2013 ... selected second-team All-District 21-5A in 2012.

PERSONAL

Born in Houston, Texas ... mother is Christie Houston ... uncle, Henry Brown, was a tight end for the Longhorns, lettering in 1990 ... cousin of the late Hall of Fame running back Walter Payton.

HOUSTON'S CAREER STATISTICS

RECEIVING/RUSHING

Year	G/GS	Rec-Yds	YPC	TD	Long	Rush-Yds	YPC	TD	Long
2016	2/0	00-000	0.0	0	--	3-3	1.0	0	3
Career	2/0	00-000	0.0	0	--	3-3	1.0	0	3



#73 • PATRICK HUDSON

6-5 • 325 • FR-RS
SILSBEЕ, TEXAS
SILSBEЕ

OL

A second-year offensive lineman who redshirted in 2016 ... was an All-American and All-State honoree in high school ... participated in the 2016 Under Armour All-America Game ... member of the Big 12 Commissioner's Honor Roll (fall 2016).

FRESHMAN (2016)

Redshirted.

HIGH SCHOOL

Coached by Bobby McGallion at Silsbee High School ... an All-America and all-state honoree ... selected to participate in the 2016 Under Armour All-America Game ... named third-team 4A All-State by the Texas Sports Writers Association and honorable mention by the Associated Press in 2015 ... picked to the All-USA Texas First Team by USA Today ... earned honorable mention Academic All-State honors ... chosen unanimous first-team All-District 10-4A Division I ... tabbed one of the top four offensive linemen in Texas, to the 2015 Super Team and to "2016 Texas' Best" by Dave Campbell's Texas Football ... named to the Super Gold First-Team Offense and a Top 40 recruit in Southeast Texas by the Beaumont Enterprise ... placed No. 15 on the Austin American-Statesman's Fab 55 ... picked a Top 30 prospect in Texas by the Waco Tribune ... ranked No. 56 nationally (No. 1 OG) and No. 9 overall in Texas by ESPN ... rated No. 62 nationally (No. 3 OG) and No. 6 overall in Texas by Rivals ... ranked No. 68 nationally (No. 3 OG) and the No. 1 OG in Texas by Scout ... rated No. 82 nationally (No. 4 OG) and No. 11 overall in Texas by 247Sports ... anchored an offense that averaged 54.0 points per game, including three games of 60 or more points as a senior ... converted a stretch of six straight games with 50 or more points during the season ... helped Silsbee to an 11-3 overall record, including a 5-1 district mark and district championship, and an appearance in the 4A Division I quarterfinal playoffs in 2015 ... selected 2015 preseason first-team Super Team by Dave Campbell's Texas Football ... named to MaxPreps 2014 Junior All-America First Team ... unanimous first-team All-District 10-4A Division I ... helped the offense score 30 or more points in three straight wins to be able to reach the playoffs ... helped Silsbee to an appearance in the 4A Division I bidistrict playoffs in 2014 ... chosen Offensive Newcomer of the Year in District 21-3A in 2013 ... part of an offense that averaged 35.3 points per game, including a five-game stretch averaging 52.2 points ... helped Silsbee to a 9-3 overall record, including a 5-1 district mark, and an appearance in the 3A Division I regional playoffs in 2013 ... also competed in powerlifting at Silsbee ... finished second in 2015 (1,800-pound combined lift) and third in 2014 (1,690-pound combined lift) in the Texas High School Powerlifting Association Championships Division 2 Super Heavyweight class.

PERSONAL

Son of Brigitte Flanagan ... has a sister, Patricia Hudson ... was born in Silsbee.

2017 RETURNING PLAYERS



A fifth-year player who has played in 37 career games with 26 starts ... has seen time at both linebacker and defensive end in his career ... an all-state player as a senior in high school ... the No. 34-rated outside linebacker in the nation by 247Sports.com and No. 50 by FoxSports.com coming out of high school.

JUNIOR (2016)

Played in 12 games and started seven at the Fox position (Notre Dame, UTEP, Oklahoma, Iowa State, Baylor, West Virginia and Kansas) ... totaled 24 tackles (18 solo) ... made 3.5 sacks for 36 yards ... had two pass breakups with one forced fumble and a blocked field goal ... started the season opener against No. 10 Notre Dame ... had two tackles (both solo) ... had a pass breakup ... also blocked a field goal late in the third quarter - the first blocked field goal since Jackson Jeffcoat did so against Kansas in 2013 (30 games prior) ... recorded three solo tackles and a pass breakup in UTEP game ... had two tackles, one sack for a loss of 12 yards, and a forced fumble - tying a career high - in the game against California ... played against OSU with one solo tackle ... recorded two tackles in the game against OU ... led a team defensive effort in a 27-6 win over Iowa State, totaling four tackles and a career-high 2.5 sacks ... as a team, UT had eight sacks and 14 TFL, most since a 2013 game against Texas Tech ... Longhorns held ISU to 98 rushing yards and six points ... had five total tackles against Baylor, four solo and one assist ... also had one sack for a loss of six yards ... had one tackle assist against Texas Tech ... had one solo tackle against West Virginia ... started against Kansas and registered three total tackles, two of them being solo ... had three solo tackles and a pass breakup in the regular season finale against TCU.

SOPHOMORE (2015)

Started all 12 games at end and played in all contests on special teams ... led the team with nine TFL, was second with 5.5 sacks, tied for second with four pressures, and was fourth with 57 tackles, while adding one PBU and one forced fumble ... set a season high with two TFL as part of seven tackles (four solo) and one pressure at Notre Dame ... collected three solo tackles versus Rice ... had a season-high two pressures with one tackle against Cal ... tied for second on the team with seven tackles (six solo) and one sack versus Oklahoma State ... made one tackle at TCU ... led the team with nine tackles and one-half sack versus Oklahoma ... tied for second on the team with seven tackles (five solo), one sack and 1.5 TFL at Iowa State ... tallied two tackles, one forced fumble and one PBU against Kansas ... registered two tackles and one-half sack at West Virginia ... set a season high and led the team with 10 tackles (seven solo) to go with 1.5 sacks and one pressure against Texas Tech ... matched his season high with two TFL, including one sack, while finishing second on the team with eight tackles (all solo) at Baylor.

REDSHIRT FRESHMAN (2014)

Saw action in all 13 games with seven starts (Oklahoma, Iowa State, K-State, Texas Tech, West Virginia, Oklahoma State, TCU) ... started the season at linebacker and moved to defensive end in the fourth week ... had two tackles against North Texas ... recorded one special teams tackle against UCLA ... had one stop vs. Kansas ... earned his first career start in the Oklahoma game, recording a career-high five tackles, including one for a loss, and a quarterback pressure ... made four stops against Iowa State ... had four tackles in the Texas Tech game ... recorded three tackles and a pass breakup against West Virginia ... recorded half a sack, the first of his career, against Oklahoma State ... made four stops, including a career-high two for a loss, against TCU ... had two tackles against Arkansas in the Texas Bowl.

FRESHMAN (2013)

Redshirted ... earned defensive scout team player of the week leading up to the Ole Miss game.

HIGH SCHOOL

Coached by Mike Mullins at Harker Heights HS ... a three-year starter ... played outside linebacker and safety as a senior ... played primarily safety as a junior ... played wide receiver and tight end as a sophomore after beginning his prep career at running back and quarterback as a freshman ... participated in the 2013 Semper Fidelis All-American Bowl ... ranked the No. 34 outside linebacker in the nation by 247Sports.com ... rated the No. 50 OLB in the nation by FoxSports.com ... selected honorable mention 5A All-State by the Associated Press as a senior ... tabbed Class 5A/3A Defensive Player of the Year by the Temple Daily Telegram ... selected first-team All-District 8-5A ... tallied 74 tackles, 19 TFL, seven sacks and two recovered fumbles as a senior ... helped Harker Heights to a playoff appearance in 2012 ... named first-team All-District 12-5A as a junior ... recorded two INTs ... helped Harker Heights to a 5-5 record

in 2011 ... also played basketball and participated in track and field in high school ... active in community service ... participated in Camp 2020, a Christian camp that builds family and leadership.

PERSONAL

Born in Bad Nauheim, Germany, before moving to Fort Hood at age 1, then Louisiana at age 3 before returning to Fort Hood at age 9 ... began playing football at age 9 ... brother, Camrhone, is a former offensive lineman with the Longhorns ... enjoys playing chess ... interested in majoring in sport management.

HUGHES' CAREER STATISTICS

DEFENSE

Year	G/GS	TT (Solo)	Sacks	TFL	QBP INT (YDS)	PBU	FF	FR
2014	13/7	28 (20)	0.5-1	3.5-5	2 0-0	1	0	0
2015	12/12	57 (40)	5.5-48	9.0-52	4 0-0	1	1	0
2016	12/7	24 (18)	3.5-36	3.5-36	0 0-0	2	1	0
Career	37/26	109 (78)	9.5-85	16.0-93	6 0-0	4	2	0

CAREER HIGHS

Tackles: 10, Texas Tech, Nov 26, 2015 (7-3)
 Sacks: 2.5, Iowa State, Oct 15, 2016 (2-1)
 Tackles for loss: 2.5, Iowa State, Oct 15, 2016 (2-1)
 Fumbles forced: 1, Kansas, Nov 07, 2015 ; at California, Sep 17, 2016
 Pass breakups: 1, 4 times
 Blocked kicks: 1, Notre Dame, Sep 04, 2016

2017 RETURNING PLAYERS



Second-year wide receiver who has played in 10 career games ... was a two-time all-state selection in high school ... named first-team 6A all-state by the Texas Sports Writers Association.

FRESHMAN (2016)

Played in 10 games at wide receiver and on special teams ... made two catches for 15 yards ... returned one punt ... made his first career appearance versus UTEP and recorded his first career catch for seven yards ... played against OSU with one reception for eight yards ... Saw playing time against OU... had one punt return against Texas Tech ... played predominantly on the Longhorns' special teams units at the end of the season.

HIGH SCHOOL

Coached by Hal Wasson at Southlake Carroll ... a two-time all-state selection ... named first-team 6A All-State by the Texas Sports Writers Association as an all-purpose player, and second-team by the Associated Press as a running back in 2015 ... tabbed to the "2016 Texas' Best" by Dave Campbell's Texas Football ... selected Offensive Player of the Year in District 7-6A ... earned first-team All-Area honors as a utility player and ranked among the Top 100 recruits in North Texas by the Dallas Morning News ... chosen second-team Super Team by the Fort Worth Star-Telegram ... placed No. 53 on the Austin American-Statesman's Fab 55 ... picked a Top 50 prospect in Texas by the Waco Tribune ... rated No. 249 nationally (No. 23 ATH) and No. 3 ATH in Texas by Scout ... ranked No. 35 ATH nationally and No. 61 overall in Texas by Rivals ... rated No. 38 ATH nationally and No. 86 overall in Texas by ESPN ... ranked No. 642 nationally (No. 44 RB) and No. 94 overall in Texas by 247Sports ... rushed 184 times for 1,292 yards (7.2 ypc) and 14 touchdowns, and caught 57 passes for 876 yards and eight touchdowns as a senior ... part of an offense that averaged 41.9 points per game ... helped Carroll to a 9-3 overall record, including a 5-1 district mark, and an appearance in the 6A Division II area playoffs in 2015 ... tabbed 2015 preseason second-team Super Team by Dave Campbell's Texas Football ... named second-team 6A All-State by the Texas Sports Writers Association and honorable mention by Associated Press as a running back in 2014 ... chosen unanimous first-team All-District 7-6A ... selected second-team Super Team by the Fort Worth Star-Telegram ... rushed for 1,828 yards and 29 touchdowns on 289 carries (6.3 ypc), while making 26 receptions for 285 yards and three touchdowns as a junior ... posted 10 games of over 100 yards, including two over 200 ... helped Carroll to a 13-1 overall record, including a district championship with a 6-0 record, and an appearance in the 6A Division II quarterfinals in 2014 ... also played basketball and competed in the high jump at Carroll.

PERSONAL

Lil'Jordan Humphrey's name is somewhat of a contradiction. At 6-foot-4-inches, 222 pounds, he is not what most would call "little," but as a compromise for his older brother — who wanted him to be named 'Michael' for Michael Jordan — his mother went with "Lil'Jordan ... Humphrey started playing football when he was 4 years old ... was a running back his entire career but is now playing receiver at Texas.

HUMPHREY'S CAREER STATISTICS

RECEIVING/RUSHING

Year	G/GS	Rec-Yds	YPC	TD	Long	Rush-Yds	YPC	TD	Long
2016	10/0	2-15	7.5	0	8	0-0	0.0	0	--
Career	10/0	2-15	7.5	0	8	0-0	0.0	0	--

SPECIAL TEAMS

Year	G	PR-Yds	YPR	TD	Long	KR-Yds	YPR	TD	Long
2016	10	1	0.0	0	0	0-0	0.0	0	--
Career	12	0-0	0.0	0	--	0-0	0.0	0	--

CAREER HIGHS

Receptions: 1, at Oklahoma State, Oct 1, 2016 ; UTEP, Sep 10, 2016
 Receiving yards: 8, at Oklahoma State, Oct 1, 2016 (1 receptions)
 Long reception: 8, at Oklahoma State, Oct 1, 2016
 All-purpose yards: 8, at Oklahoma State, Oct 1, 2016
 Punt returns: 1, at Texas Tech, Nov 05, 2016



A second-year offensive lineman who redshirted in 2016 ... was All-State and two-time All-District in high school.

FRESHMAN (2016)

Redshirted.

HIGH SCHOOL

An all-state and two-time all-district honoree ... named honorable mention 6A All-State by the Associated Press in 2015 ... chosen unanimous first-team All-District 4-6A ... tabbed as one of "2016 Texas' Best" by Dave Campbell's Texas Football ... earned first-team Super Team honors from the Fort Worth Star-Telegram ... selected second-team All-Area and ranked among the Top 100 recruits in North Texas by the Dallas Morning News ... picked a Top 100 prospect in Texas by the Waco Tribune ... ranked No. 29 OG nationally and No. 4 OG in Texas by Scout ... rated No. 726 overall (No. 31 OG) and No. 101 overall in Texas by 247Sports ... ranked No. 37 OG nationally and No. 79 overall in Texas ... graded out at 86 percent with 81 pancakes as a senior ... part of an offense that averaged 32.7 points, 419.5 total yards and 283.7 rushing yards per game ... helped Bowie to a 6-5 record, including a 5-2 district mark, and an appearance in the bidistrict playoffs in 2015 ... selected first-team All-District 4-6A in 2014 ... part of an offense that averaged 42.5 points, 534.5 total yards, and 345.7 rushing yards per game as a junior ... the offense cleared the 60-point and 600-total yards mark three times ... helped Bowie to a 7-4 overall record, including a 5-2 district mark and an appearance in the 6A Division II bidistrict playoffs in 2014 ... set a Bowie school record with a 515-pound deadlift as a junior ... also competed in shot put and discus at Bowie.

PERSONAL

Son of Betty and Felix Imade ... has a sister, Adesuwa and a brother, Seyi ... mother threw shot put, javelin and discus in Nigeria ... loves superhero movies and anything from DC comics ... born in Dallas.

2017 RETURNING PLAYERS



A third-year linebacker who played in 22 games with 18 career starts ... named preseason All-America by Sporting News and All-Big 12 by Athlon Sports in 2017 ... was named second team All-Big 12 at linebacker by the Associated Press in 2016 ... named a semifinalist for the 2016 Butkus Award ... earned freshman All-America honors in 2015 ... also named honorable mention All-Big 12 and Big 12 Defensive Freshman of the Year as a freshman ... one of the most highly-regarded players in the nation coming out of high school ... enrolled in January 2015 ... rated No. 4 player (No. 1 OLB) nationally and No. 1 in Texas by Scout as a senior ... also a 2014 All-America choice ... member of the Big 12 Commissioner's Honor Roll (fall 2016).

SOPHOMORE (2016)

Played in 11 games and made nine starts ... picked up starts against Notre Dame, UTEP, Cal, Oklahoma State, Oklahoma, Iowa State, Kansas State, Texas Tech and West Virginia ... was third on the team with 62 tackles (42 solo) ... made 8.5 tackles for loss and 5.5 sacks ... also had three pass breakups, three quarterback hurries and a forced fumble ... recognized as second team All-Big 12 by the Associated Press at linebacker ... named to ESPN.com's All-Big 12 underclassmen team ... also named third-team All-Big 12 by Phil Steele ... started the season opener against No. 10 Notre Dame ... tied for the team lead with eight tackles (seven solo, one assisted) ... also had a sack in the victory ... finished with six tackles in a 41-7 week two victory over UTEP ... also had a pass breakup ... recorded five tackles and a pass breakup in a week three loss at California ... started against OSU and recored a total of four tackles, two solo and two assists ... notched two tackles and assisted on five more in a start against OU ... had four tackles, two solo and two assists, against Iowa State ... also had one sack for a loss of two yards and 1.5 tackles for a loss of three yards ... had six solo tackles against Kansas State, one for a loss of three yards ... led the Longhorns with 10 tackles in a 35-34 win over No. 8 Baylor ... also tied his career high with 2.5 TFL and 2.0 sacks ... led the Longhorns defensively in their win at Texas Tech, holding the Red Raiders to 482 yards on 100 plays (4.82 ypp) ... had eight tackles, which was second-most on the team ... added 1.5 sacks and limited TTU QB Patrick Mahomes' production over the final three quarters ... started against WVU but suffered an injury during the first series and missed the remainder of the game ... totaled two solo tackles against TCU ... had a sack for seven yards ... also had a forced fumble and a pass breakup.

FRESHMAN (2015)

Played in 11 games, starting nine, missing the Baylor game due to injury and was limited in two others ... selected freshman All-America by the Football Writers Association of America, Sporting News and USA Today ... also chosen to ESPN.com's True Freshman All-America team ... named honorable mention All-Big 12 and Big 12 Defensive Freshman of the Year ... finished second on the team in tackles (61), led it in pressures (six) and was fourth in TFL (seven), while adding 2.5 sacks, three PBU, one forced fumble and one fumble recovery, which he returned for a TD ... opened his career as the second-leading tackler with nine (five solo), including a season-high 2.5 TFL, at Notre Dame ... led the team with nine tackles (six solo), including one TFL, while setting a season high in pressures with four and returning a fumble 26 yards for a touchdown against Rice ... accumulated nine tackles versus Cal ... recorded two tackles, one pressure and one PBU against Oklahoma State ... had two tackles and one PBU at TCU ... collected a season-high two sacks as part of six tackles (five solo) versus Oklahoma, earning Big 12 Defensive Player of the Week honors ... registered two tackles and one-half sack against Kansas State ... tallied six tackles and one PBU at Iowa State ... grabbed three tackles versus Kansas ... set a season high with 11 tackles (six solo) at West Virginia ... secured two tackles, including one TFL, and one forced fumble that led to a field goal drive and a 3-0 lead against Texas Tech.

HIGH SCHOOL

Coached by Kody Groves at Mesquite Poteet High School ... an All-America and two-time all-state honoree ... selected to participate in the 2015 Under Armour All-America Game ... invited to participate in Nike's 2014 The Opening ... chosen as the 2014 High School Butkus Award winner as the nation's top high school linebacker ... finalist for the 2014 Landry Award, honoring the top high school player in North Texas ... named first-team All-America by Parade Magazine in 2014 ... tabbed first-team 5A All-State by the Texas Sports Writers Association, honorable mention by the Associated Press ... picked Texas Defensive Player of the Year and to the All-USA Texas Team by USA Today ... selected first-team All-Area by the Dallas Morning News ... tabbed unanimous first-team All-District 12-5A ... chosen first-team All-Texas, District 12-5A MVP and No. 1 LB in the state by Dave Campbell's Texas Football ... rated No. 4 (No. 1 OLB) nationally and

No. 1 in Texas by Scout ... ranked No. 12 (No. 1 OLB) nationally and No. 1 in Texas by 247Sports ... rated No. 28 (No. 1 OLB) nationally and No. 2 overall in Texas by Rivals ... ranked No. 31 (No. 3 OLB) nationally and No. 5 in Texas by ESPN ... placed No. 1 on the Fab 55 by the Austin American-Statesman ... despite missing more than two games due to injury, along with three other second halves where the starters were removed, still recorded 81 tackles, including six sacks and 16 tackles for loss, along with two forced fumbles and four blocked kicks as a senior ... chosen Defensive Player of the Week by the Dallas Morning News after posting five tackles, one for a loss, one fumble recovery, one caused safety, a 15-yard blocked punt return for TD and 41-yard fumble return for TD in a 36-0 playoff win over Woodrow Wilson ... helped Poteet to a 10-2 record, including a 7-0 district mark and an appearance in the 5A Division 2 area playoffs in 2014 ... chosen 2014 preseason Defensive Player of the Year and first-team Super Team by Dave Campbell's Texas Football ... tabbed first-team Junior All-America by MaxPreps in 2013 ... selected honorable mention 4A All-State by the Associated Press and Texas Sports Writers Association ... selected first-team All-Area by the Dallas Morning News ... chosen Defensive MVP and first-team All-District 10-4A ... recorded 93 tackles, 18 tackles for loss, 14 sacks, three forced fumbles and three fumble recoveries as a junior ... part of a defense that held nine opponents to 20 points or fewer ... helped Poteet to a 12-2 record, including a 6-1 district mark and an appearance in the 4A Division 2 quarterfinals in 2013 ... named first-team All-Area by the Dallas Morning News in 2012 ... tabbed Sophomore of the Year in District 10-4A as a defensive back ... tallied 105 tackles, 24 tackles for loss, seven sacks, five forced fumbles, three fumble recoveries, five pass breakups and four blocked kicks as a sophomore ... helped Poteet to a 11-3 record, including a 5-2 district mark and an appearance in the 4A Division 2 quarterfinals in 2012 ... registered 105 tackles, 24 tackles for loss, seven sacks, five forced fumbles, and three fumble recoveries as a sophomore ... also played baseball and competed in track and field.

JEFFERSON'S CAREER STATISTICS

DEFENSE									
Year	G/GS	TT (Solo)	Sacks	TFL	QBP INT (YDS)	PBU	FF	FR	
2015	11/9	61 (37)	2.5-12	7.0-23	6 0-0	3	1	1	
2016	11/9	62 (42)	5.5-41	8.5-46	3 0-0	3	1	0	
Career	22/18	123 (79)	8.0-53	15.5-69	9 0-0	6	2	1	

CAREER HIGHS

Points scored: 6, RICE, Sep 12, 2015
 Touchdowns: 1, RICE, Sep 12, 2015
 Tackles: 11, at West Virginia, Nov 14, 2015 (6-5)
 Sacks: 2.0, vs Oklahoma, Oct 10, 2015 (2-0); Baylor, Oct 29, 2016 (2-0)
 Tackles for loss: 2.5, Baylor, Oct 29, 2016 (2-0); at Notre Dame, Sep 05, 2015 (2-0)
 Fumbles forced: 1, TCU, Nov 25, 2016; Texas Tech, Nov 26, 2015
 Fumbles recovered: 1, RICE, Sep 12, 2015
 Pass breakups: 1, 6 times

2017 RETURNING PLAYERS



A fourth-year wide receiver who has played in 32 career games with one start ... tabbed the top athlete recruit in the state by Dave Campbell's Texas Football as a senior.

JUNIOR (2016)

Battled injuries to play in seven games during the season ... caught eight passes for 102 yards ... caught two passes for a total of 10 yards in his junior season debut versus Oklahoma ... had three catches for a total of 25 yards against Iowa State ... had one catch for seven yards in the game against Kansas State ... had one catch for 61 yards in the game against Baylor, but was injured in that game and did not return to action the rest of the year.

SOPHOMORE (2015)

Played in all 12 games at wide receiver and on special teams with one start versus Oklahoma ... caught four passes for 73 yards (18.2 ypr) and one TD ... pulled in a the first TD of his career on a 21-yard reception at TCU ... provided key blocking and recorded one catch for nine yards versus Oklahoma ... registered one catch for six yards against Kansas State ... made a season-long 37-yard reception against Kansas.

FRESHMAN (2014)

Played in all 13 games ... saw his first collegiate action against UNT ... had a 22-yard reception, the first of his career, against BYU ... caught a 3-yard pass against Iowa State ... had an 11-yard reception against Texas Tech ... recorded his first-career special teams tackle against Oklahoma State.

HIGH SCHOOL

Coached by Todd Moebes at Cooper High School ... three-time all-district honoree ... participated in Nike's The Opening ... named District 2-5A Offensive Most Valuable Player in 2013 ... chosen All Big Country 3A-5A Player of the Year by the Abilene Reporter News ... listed on the Austin American-Statesman's Fab 55 (state's top prospects) ... ranked No. 129 overall and as the No. 25 wide receiver in the nation by Scout ... No. 173 overall, No. 23 WR nationally and No. 20 player in Texas by Rivals.com ... No. 230 overall and No. 27 athlete in the nation by ESPN ... No. 44 WR in the nation and No. 28 player in Texas by 247Sports ... No. 1 ATH recruit in Texas by Dave Campbell's Texas Football ... passed for 1,864 yards and 13 TDs on 120-of-206 attempts (58.3 percent), while rushing 1,657 yards and 22 TDs on 205 carries (8.1 ypc) as a senior ... rushed for more than 100 yards eight times during the season ... led Cooper to an 8-5 record and an appearance in the 5A DII regional playoffs ... tabbed first-team All-District 2-5A as a quarterback in 2012 ... chosen first-team DCTF Super Team ... completed 144-of-236 passes (61.0 percent) for 1,995 yards and 15 TDs with only three interceptions as a junior ... also rushed for 829 yards and nine TDs ... led Cooper to a 9-3 record and an appearance in the 5A DII area playoffs in 2012 ... selected honorable mention 5A All-State as a receiver in 2011 ... tabbed first-team All-District 3-5A ... caught 48 passes for 762 yards and nine TDs, while rushing for 200 yards and two TDs on 21 carries (9.5 ypc) ... helped Cooper to a 9-4 record and an appearance in the 5A DII regional playoffs.

PERSONAL

Son of Monte Joe and Robin Fitzgerald ... sister is Aziah Joe and brother is Brayden Grubbs-Joe ... father was an All-American at McMurry University ... born in Abilene, Texas.

JOE'S CAREER STATISTICS

RECEIVING/RUSHING

Year	G/GS	Rec-Yds	YPC	TD	Long	Rush-Yds	YPC	TD	Long
2014	13/0	3-36	12.0	0	22	0-0	0.0	0	--
2015	12/1	4-73	18.2	1	37	0-0	0.0	0	--
2016	7/0	8-102	12.8	0	61	0-0	0.0	0	--
Career	32/1	15-211	14.1	1	61	0-0	0.0	0	--

CAREER HIGHS

Points scored: 6, at TCU, Oct 03, 2015
 Touchdowns: 1, at TCU, Oct 03, 2015
 Receptions: 3, Iowa State, Oct 15, 2016
 Receiving yards: 61, Baylor, Oct 29, 2016 (1 receptions)
 Receiving TDs: 1, at TCU, Oct 03, 2015
 Long reception: 61, Baylor, Oct 29, 2016
 All-purpose yards: 61, Baylor, Oct 29, 2016
 Tackles: 1, at Oklahoma State, Nov 15, 2014 (0-1)



2017 RETURNING PLAYERS



A second-year wide receiver who has played in 12 games with one start ... named preseason All-Big 12 by Athlon Sports in 2017 ... enrolled at Texas in January 2016 ... was among the top 30 wide receiver prospects in the country ... was a member of the Big 12 Commissioners' Honor Roll (Spring 2016).

FRESHMAN (2016)

Played in all 12 games and made one start (West Virginia) ... totaled 28 catches for 315 yards and was tied for the team lead with three touchdown receptions ... made his career debut against No. 10 Notre Dame, a game which Texas won 50-47 in 2ot ... recorded his first career catch in week two against UTEP ... had two catches for 16 yards against California ... had three catches for 44 yards against OU ... had two catches in the game against Iowa State for a total of 21 yards ... had four catches for a total of 22 yards, the longest being for nine yards, in the game against Kansas State ... had one catch for 40 yards against Baylor ... caught four passes for 47 yards and two touchdowns in the Longhorns' win on the road at Texas Tech ... first two touchdowns of his career ... just the sixth freshman in school history with two TD catches in the same game and the first since 2008 ... caught seven passes, a career-high, for 68 yards, also a career high ... had a touchdown, his third of the season to move into a tie for second all-time among UT freshmen ... caught four passes for 51 yards against TCU.

HIGH SCHOOL

Coached by Mike Machado at Valley Christian High School ... an all-league honoree who missed most of his senior season due to injury, playing in just two games in 2015 ... still set career school records of 1,176 yards and 17 touchdowns ... ranked No. 165 nationally (No. 30 WR) and No. 30 overall in California by Rivals ... rated No. 192 nationally (No. 30 WR) and No. 5 WR in California by Scout ... ranked No. 202 nationally (No. 41 WR) and No. 28 overall in California by 247Sports ... rated No. 293 nationally (No. 53 WR) and No. 34 overall in California by ESPN ... had eight receptions for 156 yards (19.5 ypr) and three touchdowns as a senior prior to suffering an injury ... named first-team All-West Catholic Athletic League in 2014 ... led the team with 49 receptions for 921 yards (18.8 ypr) and 11 touchdowns as a junior ... no other player had more than seven catches ... pulled in at least four receptions in nine games ... helped Valley Christian to a 9-4 record overall, including a 6-1 league mark, with an appearance in the Central Coast Section Open Division semifinals in 2014 ... caught 10 passes for 99 yards and three touchdowns as a sophomore after seeing time in only six games because of injury in a predominantly run-oriented offense ... became the first sophomore wide receiver to start on varsity in school history ... helped Valley Christian to an 8-4 record and an appearance in the Central Coast Section Open Division quarterfinals ... played on the Valley Christian freshman team in 2012.

PERSONAL

Born in Los Angeles, Calif. ... son of UT All-America defensive back (1976-79) and College Football Hall of Famer Johnnie Johnson, who played 10 seasons for the Los Angeles Rams ... brother, Kirk, is currently a UT running back ... uncle and Johnnie's brother, Bobby, also played defensive back at UT (1978-81) and were teammates ... helped for four years at "Camp for the Stars" which is for down syndrome athletes.

JOHNSON'S CAREER STATISTICS

RECEIVING/RUSHING

Year	G/GS	Rec-Yds	YPC	TD	Long	Rush-Yds	YPC	TD	Long
2016	12/0	28-315	11.2	3	40	0-0	0.0	0	--
Career	12/0	28-315	11.2	3	40	0-0	0.0	0	--

CAREER HIGHS

Points scored: 12, at Texas Tech, Nov 05, 2016
 Touchdowns: 2, at Texas Tech, Nov 05, 2016
 Receptions: 7, West Virginia, Nov 12, 2016
 Receiving yards: 68, West Virginia, Nov 12, 2016 (7 receptions)
 Receiving TDs: 2, at Texas Tech, Nov 05, 2016
 Long reception: 40, Baylor, Oct 29, 2016
 All-purpose yards: 68, West Virginia, Nov 12, 2016
 Tackles: 1, at Texas Tech, Nov 05, 2016 (1-0)



A third-year running back who has played in six career games ... missed the 2016 season with an injury ... was ranked among the top 30 running backs in the nation coming out of high school.

SOPHOMORE (2016)

Did not play due to injury.

FRESHMAN (2015)

Played in six games at running back and on special teams from Oklahoma to Texas Tech, missing the Baylor game due to injury ... rushed eight times for 44 yards (5.5 ypc), returned two kickoffs for 20 yards and recovered two special teams fumbles ... carried a fumble on a kickoff that led to a TD drive for a 14-0 lead over Oklahoma ... carried the ball five times for 12 yards and recovered a punt that led to a TD drive and 24-7 lead against Kansas ... returned two kickoffs for 10 yards each at West Virginia ... recorded 32 rushing yards on three carries (10.7 ypc) versus Texas Tech.

HIGH SCHOOL

Coached by Mike Machado at Valley Christian High School ... three-time all-league selection ... named first-team All-West Catholic Athletic League and the conference's Most Valuable Running Back in 2014 ... ranked No. 208 overall (No. 23 RB) and No. 30 overall in California by Rivals ... ranked No. 228 (No. 15 ATH) nationally and No. 35 in California by 247Sports ... rated No. 28 RB nationally and No. 37 overall in California by ESPN ... ranked No. 52 RB nationally and No. 67 overall (No. 3 RB) in California by Scout ... rushed for 1,048 yards and 12 TDs on 143 carries (7.3 ypc) in 10 games as a senior ... also caught three passes for 35 yards and returned four kickoffs for 91 yards ... helped Valley Christian to a 7-3 record in the 10 games he played, and a 9-4 record overall with an appearance in the Central Coast Section Open Division semifinals ... selected second-team All-West Catholic Athletic League and the league's Co-Junior of the Year in 2013 ... played in seven games as a junior and rushed for 1,228 yards and 11 TDs on 142 carries (8.7 ypc) ... missed five games due to injury ... reached at least 100 yards in six of the seven games he played ... helped Valley Christian to a 6-1 record in the games he played, the team went on to an 8-4 record and an appearance in the Central Coast Section Open Division quarterfinals ... chosen second-team All-West Catholic Athletic League and the league's Sophomore of the Year in 2012 ... rushed for 1,469 yards and 21 TDs on 155 carries (9.5 ypc) as a sophomore ... topped 100 rushing yards in eight of 13 games ... rushed for 532 yards and nine TDs on the Valley Christian Freshman Team in helping it to an 8-0-1 record.

PERSONAL

Born in Los Angeles, Calif. ... parents are Julie and Johnnie Johnson ... has one brother, Collin, a UT wide receiver and one sister, Camille ... father was a three-time All-SWC safety (1977-79) and two-time consensus first-team All-American (1978-79) at Texas ... father was a 1980 first-round choice of the Los Angeles Rams who went on to play 10 professional seasons ... father was inducted into the College Football Hall of Fame in 2007 and the Texas Men's Athletics Hall of Honor in 1990 ... has coached youth football in his spare time.

JOHNSON'S CAREER STATISTICS

RECEIVING/RUSHING

Year	G/GS	Rec-Yds	YPC	TD	Long	Rush-Yds	YPC	TD	Long
2015	6/0	0-0	0.0	0	--	8-44	5.5	0	32
Career	6/0	0-0	0.0	0	--	8-44	5.5	0	32

CAREER HIGHS

Rushes: 5, vs. Kansas (Fr.)
 Rushing yards: 32, vs. Texas Tech (Fr.)
 Longest rush: 32, vs. Texas Tech (Fr.)
 Kickoff returns: 2, at West Virginia (Fr.)
 Kickoff return yards: 20, at West Virginia (Fr.)
 Long kickoff return: 10, at West Virginia (Fr.)



2017 RETURNING PLAYERS



A second-year defensive back who has played in 12 career games with one start ... was an All-American and two-time all-state honoree ... played in the 2016 Under Armour All-America Game.

FRESHMAN (2016)

Played in all 12 games and made one start (Oklahoma State) ... totaled 16 tackles (12 solo) with two blocked punts ... made his collegiate debut in the season opener against No. 10 Notre Dame ... had a tackle in the victory on special teams ... made two more tackles in a week two victory over UTEP ... also blocked a punt in the first quarter ... his blocked punt was the first UT blocked punt since Carrington Byndom did so in 2012 ... became just the fourth player in UT school history to ever block a punt in back-to-back games when he did so against California ... added a special teams tackle in the game ... made his first career start at safety in a week four loss to Oklahoma State ... had one tackle in the game ... had one kick-off return for 21 yards against OU ... had two solo tackles in the game against Iowa State ... had one kickoff return for 23 yards against Baylor ... had two solo tackles against Texas Tech ... had one solo tackle against West Virginia ... had one tackle against TCU.

HIGH SCHOOL

Coached by Bobby Reyes at Nacogdoches High School ... an All-America and two-time all-state and all-district honoree ... selected to participate in the 2016 Under Armour All-America Game ... earned All-America honors from Scout.com, along with second-team honors from MaxPreps and honorable mention from Parade Magazine in 2015 ... chosen Defensive Player of the Year in Texas and to the All-USA Texas First Team by USA Today ... named first-team 5A All-State by the Texas Sports Writers Association ... tabbed one of the top four defensive backs in Texas, honorable mention Super Team and to "2016 Texas' Best" by Dave Campbell's Texas Football ... named Defensive Player of the Year in District 16-5A ... placed No. 3 on the Austin American-Statesman's Fab 55 ... picked a Top 30 prospect in Texas by the Waco Tribune ... rated No. 19 nationally (No. 1 safety) and No. 1 safety in Texas by Scout ... ranked No. 49 nationally (No. 2 safety) and No. 7 overall in Texas by ESPN ... rated No. 52 nationally (No. 3 safety) and No. 5 overall in Texas by 247Sports ... ranked No. 97 nationally (No. 5 safety) and No. 11 overall in Texas by Rivals ... recorded 124 tackles, including 16 tackles for loss, and two interceptions, while scoring eight touchdowns between offense and special teams ... named 2015 preseason first-team Super Team by Dave Campbell's Texas Football ... played in only five games as a junior in 2014 due to injury ... posted 30 tackles and two forced fumbles ... helped Nacogdoches to a 7-4 overall record, including a 4-3 district mark, and an appearance in the 5A Division II bidistrict playoffs in 2014 ... selected to the 2014 preseason MaxPreps Junior All-America Team ... named a first-team Sophomore All-American by MaxPreps in 2013 ... chosen honorable mention 4A All-State by the Associated Press and Texas Sports Writers Association ... tabbed unanimous first-team All-District 16-4A as a defensive back, while also making the first team as a return specialist ... registered 95 tackles, five interceptions with one returned for a touchdown and eight pass breakups as a sophomore ... part of a defense that allowed 26.5 points per game with four games of 14 or fewer points and one shutout against Jacksonville ... helped Nacogdoches to a 7-4 overall record, including a 3-2 district mark, with an appearance in the 4A Division I bidistrict playoffs in 2013 ... also competed in track and field (100m, 4x100m, 4x200m) at Nacogdoches ... ran anchor for the 4x200m team that finished third in the UIL 4A State Championships in 2014.

PERSONAL

Son of Sarah and Bert Jones ... has four brothers - Bryson, Brayden, Brennan and Braxton ... grandfather, Frederick G. Shelby, received his masters degree from UT in the 1940s ... father played football at Stephen F. Austin from 1986-88.

JONES' CAREER STATISTICS

DEFENSE

Year	G/GS	TT (Solo)	Sacks	TFL	QBP INT (YDS)	PBU	FF	FR
2016	12/1	16 (12)	0-0	0-0	0	0-0	0	0
Career	12/1	16 (12)	0-0	0-0	0	0-0	0	0

SPECIAL TEAMS

Year	G	PR-Yds	YPR	TD	Long	KR-Yds	YPR	TD	Long
2016	12	2-33	16.5	0	--	2-44	22.0	0	23
Career	12	0-0	0.0	0	--	2-44	22.0	0	23

CAREER HIGHS

Points scored: 2, at California, Sep 17, 2016
 All-purpose yards: 23, Baylor, Oct 29, 2016
 Punt returns: 1, UTEP, Sep 10, 2016 ; at California, Sep 17, 2016
 Punt return yards: 19, at California, Sep 17, 2016 (1 returns)
 Kick returns: 1, vs Oklahoma, Oct 08, 2016 ; Baylor, Oct 29, 2016
 Kick return yards: 23, Baylor, Oct 29, 2016 (1 returns)
 Long kick return: 23, Baylor, Oct 29, 2016
 Tackles: 4, vs Oklahoma, Oct 08, 2016 (2-2)
 Blocked kicks: 1, UTEP, Sep 10, 2016 ; at California, Sep 17, 2016

2017 RETURNING PLAYERS



A fourth-year wide receiver who has appeared in 30 career games with seven starts ... selected unanimous first-team All-District 12-5A in 2013 ... listed on the Austin American-Statesman's Fab 55 (state's top prospects) ... ranked as the No. 117 wide receiver in the nation by ESPN ... a member of the Big 12 Commissioner's Honor Roll (Spring 2017).

JUNIOR (2016)

Played in all 12 games and started seven at outside wide receiver ... starts came against Iowa State, Kansas State, Baylor, Texas Tech, West Virginia, Kansas and TCU ... totaled 29 receptions for 397 yards ... tied for the team lead with three touchdown receptions ... caught two passes for 52 yards and his first career touchdown - a 46-yard reception down the sideline ... played against California with one catch for seven yards ... played against OSU with one solo tackle ... had two receptions for a total of 55 yards, the longest being for 49 yards ... had one catch for 45 yards against OU ... had five catches against Iowa State for a total of 47 yards in his first career start ... made another start at Kansas State, catching three passes for 27 yards and a touchdown ... is now tied for the team lead with three TD receptions ... had three catches for a total of 12 yards against Texas Tech ... had his first career 100-yard game when he caught seven passes for 125 yards, both career highs ... started against Kansas and had two catches for a total of eight yards ... had three catches for 19 yards in a start against TCU.

SOPHOMORE (2015)

Played in all 12 games on offense and special teams ... recorded two tackles on kickoff returns against Texas Tech.

FRESHMAN (2014)

Played in seven games as a reserve wide receiver ... earned his first game action against Kansas ... recorded a seven-yard reception against Oklahoma, his first career catch ... also played against Baylor, Iowa State, Texas Tech, West Virginia and TCU.

HIGH SCHOOL

Played under coach John King at Longview High School in Longview ... two-time all-district selection ... posted 61 receptions for 1,170 yards and 15 TDs during his career ... selected unanimous first-team All-District 12-5A in 2013 ... listed on the Austin American-Statesman's Fab 55 (state's top prospects) ... ranked as the No. 117 wide receiver in the nation by ESPN ... No. 58 WR nationally and No. 54 player in Texas by Rivals ... No. 60 WR nationally and No. 48 player in Texas by 247Sports ... No. 62 WR in the nation by Scout ... No. 3 WR recruit in Texas by Dave Campbell's Texas Football ... caught 40 passes for 763 yards and 11 TDs as a senior ... helped Longview to an 11-2 record and an appearance in the 5A DII regional playoffs in 2013 ... tabbed honorable mention All-District 12-5A in 2012 ... made 21 receptions for 407 yards (19.4 ypr) and four TDs as a junior ... helped Longview to a 9-4 record and an appearance in the 5A DII regional playoffs in 2012 ... helped Longview to an 11-2 record and an appearance in the 5A DII regional playoffs in 2011.

PERSONAL

Son of Latanya Lee and Donald Leonard ... has one younger brother, Donovan Lee ... was born in Metairie, Louisiana ... is a part of the "Outside the Box" program at the Montpolic Recreation Center.

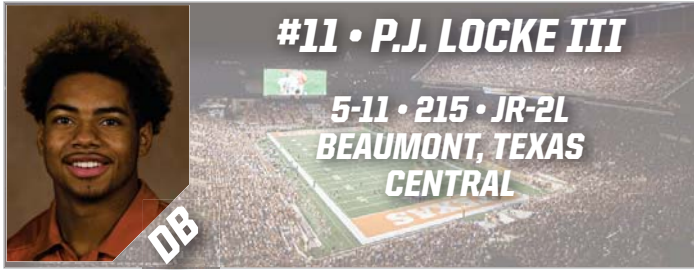
LEONARD'S CAREER STATISTICS

RECEIVING/RUSHING										
Year	G/GS	Rec-Yds	YPC	TD	Long	Rush-Yds	YPC	TD	Long	
2014	6/0	1-7	7.0	0	7	0-0	0.0	0	--	
2015	12/0	0-0	0.0	0	--	0-0	0.0	0	--	
2016	12/7	29-397	13.7	3	49	0-(-12)	0.0	0	--	
Career	30/7	30-404	13.5	3	49	0-(-12)	0.0	0	0	--

CAREER HIGHS

Points scored: 6, vs Oklahoma, Oct 08, 2016 ; at Kansas State, Oct 22, 2016 ; UTEP, Sep 10, 2016
 Touchdowns: 1, vs Oklahoma, Oct 08, 2016 ; at Kansas State, Oct 22, 2016 ; UTEP, Sep 10, 2016
 Rush yards: -12, vs Oklahoma, Oct 08, 2016 (0 carries)
 Receptions: 7, West Virginia, Nov 12, 2016
 Receiving yards: 125, West Virginia, Nov 12, 2016 (7 receptions)
 Receiving TDs: 1, vs Oklahoma, Oct 08, 2016 ; at Kansas State, Oct 22, 2016 ; UTEP, Sep 10, 2016
 Long reception: 49, at Oklahoma State, Oct 1, 2016
 Total offense yards: -12, vs Oklahoma, Oct 08, 2016 (-12 rush, 0 pass)
 All-purpose yards: 125, West Virginia, Nov 12, 2016

2017 RETURNING PLAYERS



A third-year defensive back who has played in 24 career games with 10 career starts ... named preseason All-Big 12 by Athlon Sports in 2017 ... was an all-state performer as a senior in high school ... ranked as the No. 9 cornerback nationally by Scout and No. 25 safety by 247Sports.

SOPHOMORE (2016)

Played in all 12 games and made nine starts at nickelback ... starts came against Notre Dame, Cal, Oklahoma, Iowa State, Baylor, Texas Tech, West Virginia, Kansas and TCU ... recorded four tackles in the season-opener versus No. 10 Notre Dame including career-highs of one sack and 1.5 tackles for a loss... had six tackles, one for a loss of four yards, against UTEP ...played against California with four total tackles ... had one tackle against Oklahoma State ... recorded four total tackles against OU (two solo, two assist) ... had two solo tackles against Iowa State ... had one solo tackle against Kansas State ... recorded his first career interception and fumble recovery in a 35-34 win over previously-unbeaten No. 8 Baylor ... had four total tackles against Texas Tech, two solo and two assists ... also had one broken up pass ... started against West Virginia and accumulated four tackles, three of them being solo ... had one tackle for a loss of one yard ... also had one interception ... had two solo tackles against Kansas ... also had three pass break-ups ... totaled four solo tackles and a pass breakup against TCU.

FRESHMAN (2015)

Played in all 12 games on defense and special teams with one start against Baylor ... recorded 14 tackles (10 solo), including one TFL, one PBU and one forced fumble ... collected four tackles against Cal ... had one tackle and one PBU at TCU ... registered two solo tackles versus Kansas ... made his first career start and posted season highs of seven tackles (five solo), one TFL and one forced fumble that led to a TD drive for a 17-0 lead at Baylor.

HIGH SCHOOL

Coached by Toby Foreman at Central High School ... an all-state and two-time all-district honoree ... a three-year starter who played safety, linebacker and cornerback ... selected as a finalist for the 2014 Defensive Willie Ray Smith Award, honoring the top high school player in the Beaumont area ... named first-team 5A All-State by the Texas Sports Writers Association and second-team by the Associated Press in 2014 ... tabbed Defensive Player of the Year and first-team All-District 22-5A ... chose first-team Super Gold by the Beaumont Enterprise ... ranked No. 25 safety nationally and No. 68 overall in Texas by 247Sports ... ranked No. 36 safety nationally and No. 78 overall in Texas by ESPN ... rated No. 46 safety nationally and No. 90 overall in Texas by Rivals ... rated No. 77 CB nationally and No. 87 overall (No. 9 CB) in Texas by Scout ... placed No. 34 on the Fab 55 by the Austin American-Statesman ... ranked No. 6 safety in the state by Dave Campbell's Texas Football ... registered 62 tackles and seven interceptions, including one for a TD, and 10 pass breakups as a senior ... part of a defense that allowed 22.1 points per game, including five games of 14 points or fewer ... helped Central to an 8-4 record, including a 6-1 district mark, and an appearance in the 5A Division 1 bi-district playoffs in 2014 ... named 2014 preseason second-team Super Team by Dave Campbell's Texas Football ... selected first-team All-District 20-4A as linebacker in 2013 ... missed four games due to injury ... recorded three interceptions as a junior ... part of a defense that allowed 22.0 points per game ... helped Central to a 6-5 record, including a 5-2 district mark, and an appearance in the 4A Division 1 bi-district playoffs in 2013 ... selected second-team Academic All-State in 2014.

PERSONAL

Born in Beaumont, Texas ... full name is James Abner Locke III ... parents are Ramona and James A. Locke Jr. ... father is a constable and played defensive back for Oklahoma State ... mother is teacher and coach in the Beaumont school district who played point guard on the Lamar basketball team ... a member of the AB honor roll all four years of high school ... graduated magna cum laude from high school, maintaining a 3.85 GPA ... ranked No. 21 in his high school graduating class of 375 ... member of the Antioch Missionary Baptist Church in Beaumont ... likes to play video games and considers himself a gym rat.

LOCKE III'S CAREER STATISTICS

DEFENSE

Year	G/GS	TT (Solo)	Sacks	TFL	QBP INT (YDS)	PBU	FF	FR
2015	12/1	14 (10)	0-0	1.0-1	0	0-0	1	1
2016	12/9	33 (25)	1.0-4	2.0-5	1	2-2	6	0
Career	24/10	47 (35)	1.0-4	3.0-6	1	2-2	7	1

CAREER HIGHS

All-purpose yards: 2, West Virginia, Nov 12, 2016
 Interceptions: 1, West Virginia, Nov 12, 2016; Baylor, Oct 29, 2016
 Long interception return: 2, West Virginia, Nov 12, 2016
 Tackles: 7, at Baylor, Dec 05, 2015 (5-2)
 Sacks: 1.0, Notre Dame, Sep 04, 2016 (1-0)
 Tackles for loss: 1.0, at Baylor, Dec 05, 2015 (1-0); West Virginia, Nov 12, 2016 (1-0); Notre Dame, Sep 04, 2016 (1-0)
 Fumbles forced: 1, at Baylor, Dec 05, 2015
 Fumbles recovered: 1, Baylor, Oct 29, 2016
 Pass breakups: 3, at Kansas, Nov 19, 2016



A third-year offensive lineman ... an all-state performer as a senior in high school ... rated as the No. 10 offensive tackle in the nation by Scout.

REDSHIRT FRESHMAN (2016)

Did not play due to injury.

FRESHMAN (2015)

Redshirted.

HIGH SCHOOL

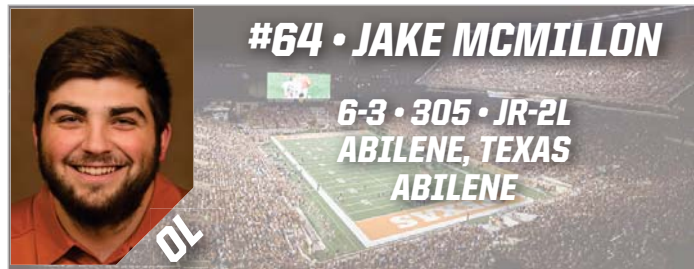
Coached by Rodney Southern at Huntsville High School ... a three-year starter and an all-state honoree as a senior ... named first-team 5A All-State by the Texas Sports Writers Association in 2014 ... tabbed first-team All-District 18-5A ... ranked in the Greater Houston Top 100 by the Houston Chronicle ... ranked No. 37 OT nationally and No. 48 overall in Texas by 247Sports... rated No. 45 OT nationally and No. 66 overall in Texas by ESPN ... ranked No. 53 OT nationally and No. 86 overall (No. 10 OT) in Texas by Scout ... rated No. 71 OT nationally by Rivals ... started all 11 games and graded out at 94 percent as a senior ... part of an offense that averaged 35.8 points per game, including three contests over 50 points and two over 60 ... helped Huntsville to a 7-4 record and an appearance in the 5A Division 2 bi-district playoffs in 2014 ... named 2014 preseason second-team Super Team by Dave Campbell's Texas Football ... part of an offense that averaged 25.1 points per game as a junior ... helped Huntsville to a 7-4 record and an appearance in the 4A Division 2 bi-district playoffs in 2012.

PERSONAL

Parents are Ronnie and Sandy Major ... first name is Ronnie, but goes by Buck ... sister, Ronisha, played basketball for one season at UT (2011-12) prior to an injury and then moved to a medical scholarship (2012-13) ... cousin, Cedric Reed, was an All-Big 12 defensive end at UT (2011-14).



2017 RETURNING PLAYERS



A second-year linebacker who has played in 12 career games ... was an all-state and two-time all-district honoree ... selected to participate in the 2016 Under Armour All-America Game ... also participated in Nike's 2015 The Opening ... named to the Academic All-Big 12 Rookie team in 2016-17 ... a member of the Big 12 Commissioner's Honor Roll (Spring 2017).

FRESHMAN (2016)

Played in all 12 games on defense and special teams ... registered 23 tackles (17 solo) with two tackles for loss and one sack ... had one quarterback hurry, one forced fumble and one fumble recovery ... made his collegiate debut in a 50-47 double-overtime win over No. 10 Notre Dame ... made his first career tackle on special teams in a week two win over UTEP ... had five tackles, including a team-high three on special teams, in a week three contest at California ... recorded three total tackles against Oklahoma State with one for a loss of four yards ... had four solo tackles against Iowa State ... also had one sack for a loss of five yards ... had four total tackles against Texas Tech, three solo and one assist ... also had one fumble recovery ... had two tackles against West Virginia, one solo and one assist ... had four solo tackles against Kansas ... also had one forced fumble and one quarterback hurry ... played just the second half against TCU and did not record any tackles.

HIGH SCHOOL

Coached by James Showers at Davis ... was an all-state and two-time all-district honoree ... selected to participate in the 2016 Under Armour All-America Game ... invited to participate in Nike's 2015 The Opening ... semifinalist for the 2015 Greater Houston High School Rotary Lombardi Award ... chosen to the All-USA Texas Second Team by USA Today in 2015 ... tabbed one of the top three linebackers in Texas, honorable mention Super Team and to "2016 Texas' Best" by Dave Campbell's Texas Football ... named All-District 18-6A ... selected second-team Academic All-State and first-team academic all-district ... ranked in the Greater Houston Top 100 and named one of the Top 10 area defensive players by the Houston Chronicle ... placed No. 16 on the Austin American-Statesman's Fab 55 ... picked a Top 30 prospect in Texas by the Waco Tribune ... ranked No. 26 nationally (No. 2 OLB) and No. 3 overall in Texas by ESPN ... rated No. 43 nationally (No. 3 OLB) and No. 1 OLB in Texas ... rated No. 87 nationally (No. 8 OLB) and No. 14 overall in Texas by 247Sports ... ranked No. 169 nationally (No. 6 ILB) and No. 22 overall in Texas by Rivals ... amassed 19 sacks as a senior ... part of a defense that allowed just 14.5 points per game, including five games of 10 points or less and two shutouts ... helped Davis to a 6-5 overall record, including a 5-1 district mark, and an appearance in the 6A Division II bidistrict playoffs ... named 2015 preseason first-team Super Team by Dave Campbell's Texas Football ... named honorable mention 6A All-State by the Associated Press and Texas Sports Writers Association in 2014 ... tabbed first-team All-District 18-6A ... collected 60 tackles, 18.5 tackles for a loss, 9.5 sacks, four forced fumbles, three fumble recoveries and 11 quarterback pressures as a junior ... part of a defense that allowed just 18.5 points per game, including three shutouts against Pasadena Memorial, Aldine and Northbrook ... helped Davis to a 6-5 overall record, including a 5-1 district mark and a co-district championship, and an appearance in the 6A Division II bidistrict playoffs in 2014 ... also played basketball in high school.

PERSONAL

Son of Deborah and Jeffrey McCulloch Sr. ... has one brother, Joshua ... cousin Mia King graduated from UT ... cousin of UT women's basketball player Ariel Atkins ... cousin Brianna McCulloch plays volleyball at UTSA ... another cousin, Aerial Starks, plays basketball at UMass ... was born in Houston ... volunteers during breaks back home at the Houston Food Bank ... can play guitar.

MCCULLOCH'S CAREER STATISTICS

DEFENSE										
Year	G/GS	TT (Solo)	Sacks	TFL	QBP INT (YDS)	PBU	FF	FR		
2016	12/0	23 (17)	1.0-5	2.0-9	1 0-0	0	1	1		
Career	12/0	23 (17)	1.0-5	2.0-9	1 0-0	0	1	1		

CAREER HIGHS

Tackles: 5, at California, Sep 17, 2016 (2-3)
 Sacks: 1.0, Iowa State, Oct 15, 2016 (1-0)
 Tackles for loss: 1.0, at Oklahoma State, Oct 1, 2016 (1-0); Iowa State, Oct 15, 2016 (1-0)
 Fumbles forced: 1, at Kansas, Nov 19, 2016
 Fumbles recovered: 1, at Texas Tech, Nov 05, 2016

A fourth-year offensive lineman who has played in 22 career games with five starts ... transitioned back to offensive line during spring 2016 after playing as a defensive lineman in 2015 ... one of the top-rated defensive tackles in the nation coming out of high school ... member of the Big 12 Commissioner's Honor Roll (fall 2016).

SOPHOMORE (2016)

Played in 10 games and made five starts on the offensive line (Oklahoma State, Kansas, Baylor, Texas Tech, TCU) ... made his debut on the offensive line against No. 10 Notre Dame ... started his first career game at Oklahoma State, stepping in at right guard ... helped the offense to match their season high with 568 yards ... also paved the way to a season-best 329 yards rushing ... UT had two backs over 100 yards on the ground for the second straight game ... entered the game at center against Iowa State following an injury ... offense totaled 505 yards (296 pass, 209 rush) and 24 second-half points for the victory ... started at center at Kansas State, offense recorded 344 total yards ... started at right guard against Baylor ... offense accrued 548 total yards in 35-34 win over No. 8 Baylor ... passed for 291 yards and rushed for 257 ... in a 45-37 road victory at Texas Tech, paved the way for the offense to record 658 yards, the sixth-most in a single-game in school history ... led the way to 414 rushing yards, including 341 (third-most in school history) by running back D'Onta Foreman ... helped Foreman average 10.3 yards per carry and UT to average 8.3 yards per carry as a team ... helped the offense total 407 yards against TCU in the regular season finale.

REDSHIRT FRESHMAN (2015)

Played in all 12 games on defense and special teams ... recorded three tackles for the season with two at TCU and one against Kansas.

FRESHMAN (2014)

Redshirted ... served as a reserve offensive guard after moving from the defensive line early in the season.

HIGH SCHOOL

Coached by Steve Warren at Abilene High School ... four-year starter who played in 48 career games ... tabbed first-team All-District 2-5A in 2013 ... named to the All-Big Country second team (Abilene Reporter News) ... ranked as the No. 29 strongside defensive end nationally and No. 96 player in Texas by 247Sports ... No. 41 DT nationally by Scout ... No. 74 DT in the nation by ESPN ... No. 5 DE recruit in Texas by Dave Campbell's Texas Football ... recorded 43 tackles (18 solo), four tackles for loss, one sack, three pass breakups and two pressures as a senior ... named third-team 5A All-State by the Texas Sports Writers Association in 2012 ... selected honorable mention 5A All-State by the Associated Press in 2012 ... chosen Defensive Most Valuable Player and first-team All-District 2-5A in 2012 ... tabbed All-Big Country Defensive Most Valuable Player (Abilene Reporter News) ... named first-team DCTF Super Team ... recorded 52 tackles, 14 sacks, two fumble recoveries and two forced fumbles as a junior ... helped Abilene to an undefeated regular season, a 12-1 final record and an appearance in the 5A DII regional playoffs in 2012 ... selected first-team District 3-5A in 2011 ... also chosen Sophomore Newcomer of the Year for the district ... helped Abilene to a 10-4 record and an appearance in the 5A DII quarterfinals in 2011 ... became the first freshman starter in 15 years at Abilene ... helped the Eagles to a 9-4 record and an appearance in the 5A DII regional playoffs in 2010.

PERSONAL

Son of Matt and Rebecca McMillon ... has a sister, Drew and a brother, Coy ... grandfather Donald McMillon and his twin brother Ronald played football at TCU ... father played football at Abilene Christian ... uncle, Mark McMillon, played football at Baylor ... brother, Coy, currently plays football at TCU ... was born in Abilene.

2017 RETURNING PLAYERS



#97 • CHRIS NELSON

6-3 • 300 • JR-2L
LAKELAND, FLA.
VICTORY CHRISTIAN

DL

A fourth-year defensive lineman who has played in 20 games with eight career starts ... named preseason All-Big 12 by Athlon Sports in 2017 ... named Big 12 Defensive Player of the Week (Sept. 6, 2016) ... an all-state performer in high school ... a member of the Big 12 Commissioner's Honor Roll (spring 2017).

SOPHOMORE (2016)

Played in all 12 games and made eight starts at nose tackle (Notre Dame, Oklahoma State, Oklahoma, Iowa State, Kansas State, Baylor, West Virginia, Kansas) ... totaled 45 tackles (29 solo) with 6.0 tackles for loss ... had one quarterback hurry and one forced fumble ... named honorable mention All-Big 12 by the league's coaches ... also honored by ESPN.com on the All-Big 12 underclassmen team ... made his first career start in the season opener against No. 10 Notre Dame ... registered a career-high eight tackles and 1.5 tackles for loss ... named Big 12 Conference Defensive Player of the Week following his effort in the Longhorns' 50-47 20T victory ... record five solo and six assisted tackles, 1.5 of which were a loss of seven yards in the UTEP game ... recorded five tackles against California, one for a loss of 2 yards ... started against OSU and recorded two solo tackles ... had four total tackles against OU (one solo, three assist) ... had seven tackles, five solo and two assisted, against Iowa State ... also had 1.5 sacks for a loss of seven yards and 2.5 tackles for a loss of nine yards ... had three solo tackles against Kansas State ... had six total tackles against Baylor, four solo and two assists ... also had one tackle for a loss of two yards ... had three solo tackles against West Virginia ... had three solo tackles after starting against Kansas ... made one solo tackle against TCU.

REDSHIRT FRESHMAN (2015)

Played in eight games as a reserve defensive tackle, missing the games against Oklahoma State, TCU, Kansas State and West Virginia ... recorded seven tackles, including one sack, and one pressure ... posted one sack for a loss of nine yards versus Rice ... notched two tackles and one pressure against Kansas ... collected three tackles at Baylor.

FRESHMAN (2014)

Redshirted.

HIGH SCHOOL

Coached by Tommy Lewis at Victory Christian Academy ... three-time all-county selection ... tabbed second-team 2A All-State by the Associated Press in 2013 ... selected Small School Player of the Year and first-team All-County by The Ledger (Lakeland) ... ranked as the No. 39 defensive tackle in the nation by Scout ... No. 58 defensive tackle nationally and No. 116 player in Florida by 247 Sports ... No. 75 DT in the nation by ESPN ... No. 75 DT nationally by Rivals ... recorded 100 tackles, 9.5 tackles for loss, 2.5 sacks, 18 pressures, two forced fumbles and three fumble recoveries as a senior ... registered at least seven tackles in 12 of 14 games ... led a defense that allowed just 20.1 points per game ... helped Victory Christian to a 10-4 record and an appearance in the 2A state championship game, falling by just seven points ... chosen first-team All-County by The Ledger (Lakeland) in 2012 ... accounted for 70 tackles and five sacks as a junior ... selected honorable mention All-County by The Ledger (Lakeland) as a linebacker in 2011 ... posted 150 tackles and 10 sacks at linebacker as a sophomore ... helped Victory Christian to an 8-3 record and an appearance in the 2A regional playoffs in 2011.

PERSONAL

Son of Janet and Charles Nelson ... has five brothers and four sisters ... was born in Dundee, Fla.

NELSON'S CAREER STATISTICS

DEFENSE

Year	G/GS	TT (Solo)	Sacks	TFL	QBP INT (YDS)	PBU	FF	FR
2015	8/0	7 (3)	1.0-9	1.0-9	1	0-0	0	0
2016	12/8	45 (29)	1.5-7	6.0-20	1	0-0	0	1
Career	20/8	52 (32)	2.5-16	7.0-29	2	0-0	0	1

CAREER HIGHS

Tackles: 8, Notre Dame, Sep 04, 2016 (3-5)
Sacks: 1.5, Iowa State, Oct 15, 2016 (1-1)
Tackles for loss: 2.5, Iowa State, Oct 15, 2016 (2-1)
Fumbles forced: 1, Iowa State, Oct 15, 2016



#75 • TRISTAN NICKELSON

6-10 • 315 • SR-2L
LEAGUE CITY, TEXAS
CLEAR FALLS/FORK UNION/
NAVARRO CC

DL

A third-year offensive lineman who has played in 17 games with six starts ... enrolled in the spring of 2015 after transferring from Navarro College ... two-time member of the Big 12 Commissioner's Honor Roll (spring 2015, fall 2016) ... ranked No. 150 JUCO nationally and No. 22 in Texas by 247Sports in 2014.

JUNIOR (2016)

Played in eight games and started three (Iowa State, Kansas State, Baylor) ... made his season debut against Oklahoma after battling an injury to begin the season ... inserted at right tackle following an injury ... helped the offense to 245 passing yards and 180 rushing yards ... helped lead offense to 27 second-half points in the game ... started at right tackle against Iowa State ... offense totaled 505 yards (296 pass, 209 rush) and 24 second-half points for the victory ... at Kansas State, offense recorded 344 total yards ... offense accrued 548 total yards in 35-34 win over No. 8 Baylor ... passed for 291 yards and rushed for 257 ...

SOPHOMORE (2015)

Played in the last nine game of his first year with three starts following a transfer ... started against Oklahoma and Texas Tech at right tackle, while starting at left guard against Kansas ... helped block for a rushing attack that ranked 18th in the nation and third in the Big 12 with 224.8 yards per game, including 263.0 ypg in the last seven ... the offense also ranked 26th in the nation in red zone efficiency (.882) ... part of an offense that was just the fourth at Texas since 1950 to record three games with six rushing TDs in a season ... helped the offense rush for an Oklahoma opponent season-high of 313 yards and was part of a line that earned team offensive MVP honors for the game ... helped the offense to matching 299-yard rushing and passing marks for 598 yards total with six rushing TDs against Kansas, while allowing just one sack ... helped the offense post 277 rushing yards at West Virginia ... helped the offense record 403 yards and six TDs on the ground versus Texas Tech, marking just the seventh 400-yard rushing game by Texas since 1980.

BEFORE TEXAS

Transfer from Navarro College ... spent one season at Fork Union Military Academy after playing at Clear Falls High School in League City, Texas ... named honorable mention All-Southwest Junior College Football Conference (SWJFCF) in 2014 ... ranked No. 150 JUCO nationally and No. 22 in Texas by 247Sports ... helped Navarro to a 7-3 record, including wins in four of its last five games and a SWJFCF playoff appearance in 2014 ... part of a line that paved the way for a Navarro offense that led the National Junior College Athletic Association (NJCAA) in rushing with 335.1 ypg while averaging 6.5 ypc, and ranked third in total offense (612.3 ypg) and fifth in scoring offense (52.8 ppg) ... aided a Bulldogs offense that totaled 600 or more yards of offense in six games, rushed for 300-plus yards in seven contests and scored 50 or more points seven times in 10 games ... helped the offense rush for 323 yards as part of 600 total yards in a 48-21 win over Cisco ... helped block for a season-high 531 rushing yards en route to 731 total yards in a 62-14 win versus Texas A&T ... aided the offense in registering a season-high 432 passing yards with 251 rushing yards in a 66-20 win against Arkansas Baptist ... helped the offense to a season-high 747 total yards, including 405 passing yards and 342 rushing yards in a 65-30 win over Northeastern Oklahoma A&M ... helped the offense rush for 485 yards in a 66-43 win over Blinn ... helped the offense tally 674 total yards with 368 rushing yards and 306 passing yards in a 70-52 playoff defeat against Tyler, a team Navarro defeated in the regular season two weeks earlier ... attended Fork Union Military Academy in 2013 ... selected to play in the inaugural 2013 Football University International All-Star Game in San Antonio and was named a USA Academic All-American ... attended Clear Falls High School in League City, Texas, which had varsity football for the first time in 2012 ... began his prep career at Clear Spring High School in League City ... held a 3.67 GPA in high school and was a four-year honor roll member ... also played basketball as a senior and wrestled as a sophomore and junior.

PERSONAL

Father, Ron, lettered as an offensive lineman at TCU in 1985 ... mother, Pam, played volleyball at Texas A&M ... two-time member of the Big 12 Commissioner's Honor Roll (spring 2015, fall 2016).

2017 RETURNING PLAYERS



A second-year offensive lineman who has played in 10 career games ... a high school All-American and All-State honoree ... played in the 2016 Semper Fidelis All-American Bowl.

FRESHMAN (2016)

Played in 10 games in 2016, primarily on special teams and in the 18-wheeler package.

HIGH SCHOOL

An All-America and all-state honoree ... selected to participate in the 2016 Semper Fidelis All-American Bowl ... named second-team 6A All-State by the Texas Sports Writers Association and honorable mention by the Associated Press in 2015 ... picked to the All-USA Texas Second Team by USA Today ... tabbed unanimous first-team All-District 6-6A ... chosen as one of "2016 Texas' Best" by Dave Campbell's Texas Football ... earned first-team All-Area honors and ranked among the Top 100 recruits in North Texas by the Dallas Morning News ... placed No. 48 on the Austin American-Statesman's Fab 55 ... picked a Top 30 prospect in Texas by the Waco Tribune ... rated No. 241 nationally (No. 12 OG) and No. 36 overall in Texas by 247Sports ... ranked No. 244 nationally (No. 14 OG) and No. 34 overall in Texas by Rivals ... rated No. 262 nationally (No. 16 OG) and No. 45 overall in Texas by ESPN ... ranked No. 22 OG nationally and No. 3 OG in Texas by Scout ... part of an offense that recorded over 300 total yards in five games ... named 2015 preseason first-team Super Team by Dave Campbell's Texas Football ... chosen a 2015 area Player to Watch by the Dallas Morning News ... selected second-team All-District 6-6A in 2014 ... part of an offense that recorded over 300 total yards in five games.

PERSONAL

Son of Peter and Jacinta Okafor ... has five siblings - Michelle Ugwu and Goldstein, Roosevelt, Jennifer and Portia Okafor ... cousins Marvin and Beverly Okafor and Stephanie Onyekwere went to UT ... brother, Goldstein, triple jumped at Texas State ... sister, Portia, plays volleyball at Rice ... participated in the Juneteenth Parade and volunteered at both the Senior Citizen Olympics and last year's women's football clinic ... born in Lewisville.



A third-year defensive end who has played in 24 career games with seven starts ... chosen to compete in the 2015 Semper Fidelis All-American Bowl ... rated the No. 15 weakside DE in the nation by Rivals ... member of the Big 12 Commissioner's Honor Roll (fall 2016).

SOPHOMORE (2016)

Played in all 12 games and made seven starts (Notre Dame, UTEP, Cal, Oklahoma State, Oklahoma, Iowa State, Kansas State) ... totaled 26 tackles (16 solo) with 4.5 tackles for loss and 3.5 sacks ... had one quarterback hurry ... started in the season open versus No. 10 Notre Dame and career high 5 tackles ... registered his first career sack in a 41-7 win over UTEP in week one ... started for the third consecutive week at California, registering a tackle ... made two tackles and a sack at Oklahoma State in the Big 12 opener ... had five tackle assist in the game against OU ... had two total tackles, one solo and one assist, against Kansas State ... had two solo tackles against Baylor ... had two solo tackles against West Virginia ... had one tackle assist against Kansas ... had one solo tackle against TCU.

FRESHMAN (2015)

Played in all 12 games as a reserve defensive end ... recorded 17 tackles (15 solo) with one TFL, one forced fumble and one fumble recovery ... made one tackle at Notre Dame ... collected three solo tackles against Oklahoma State ... registered two tackles and one forced fumble at TCU ... gathered two solo tackles versus Oklahoma ... had one TFL against Kansas State ... notched two solo tackles at Iowa State ... set a season high with five solo tackles versus Kansas ... grabbed one solo tackle at West Virginia ... recovered a fumble that led to a TD drive against Texas Tech.

HIGH SCHOOL

Coached by Doug Stephens at Rowlett High School ... two-time all-district honoree ... selected to participate in the 2015 Semper Fidelis All-American Bowl ... named first-team All-District 11-6A in 2014 ... ranked No. 15 weakside DE nationally and No. 37 overall in Texas by Rivals ... rated No. 18 weakside DE nationally and No. 45 overall in Texas by 247Sports ... ranked No. 37 weakside DE nationally and No. 56 overall (No. 2 weakside DE) in Texas by Scout ... rated No. 56 DE nationally and No. 101 overall in Texas by ESPN ... rated No. 2 DE in the state by Dave Campbell's Texas Football ... recorded 61 tackles, 11.5 sacks, 23 tackles for loss and five forced fumbles as a senior ... part of a defense that led the district by allowing 23.1 ppg, while also posting two shutouts during the season ... helped Rowlett to an 8-4 record, including a 5-2 district mark, and an appearance in the 6A Division 1 area playoffs in 2014 ... named 2014 preseason second-team Super Team by Dave Campbell's Texas Football ... chosen second-team All-District 11-5A in 2013 ... registered 50 tackles, 11 tackles for loss, four sacks, two pass breakups, one forced fumble and one safety as a junior ... aided the defense in posting a shutout against North Garland ... helped Rowlett to an appearance in the 5A Division 2 bidistrict playoffs in 2013.

PERSONAL

Born in Houston, Texas ... has lived in Dallas since the age of 1 ... parents are Regina and Sunday Omenihu ... has one sister, Augustina ... a member of the B honor roll all four years of high school ... enjoys listening to music.

OMENIHU'S CAREER STATISTICS

DEFENSE

Year	G/GS	TT (Solo)	Sacks	TFL	QB INT (YDS)	PBU	FF	FR
2015	12/0	17 (15)	0-0	1.0-1	0	0-0	0	1
2016	12/7	26 (16)	3.5-17	4.5-19	1	0-0	0	0
Career	24/7	43 (31)	3.5-17	5.5-20	1	0-0	0	1

CAREER HIGHS

Tackles: 5, vs Oklahoma, Oct 08, 2016 (0-5); Notre Dame, Sep 04, 2016 (4-1)
 Sacks: 1.5, Baylor, Oct 29, 2016 (1-1)
 Tackles for loss: 1.5, Baylor, Oct 29, 2016 (1-1)

2017 RETURNING PLAYERS



A second-year running back who has played in 11 career games ... was an All-American as well as All-State and three-time All-District honoree in high school ... participated in the 2016 U.S. Army All-America Bowl ... named to the Academic All-Big 12 Rookie team in 2016-17 ... a two-time member of the Big 12 Commissioner's Honor Roll (fall 2016; spring 2017).

FRESHMAN (2016)

Played in 11 games as a true freshman ... totaled 205 yards rushing on 46 attempts ... also had two kick returns for 29 yards ... recorded a career high eight carries for 33 yards versus UTEP ... had seven rushing attempts for 29 yards against Oklahoma State ... had six rushing attempts for 16 yards against OU ... had seven rushing attempts for 37 yards against Iowa State ... had one rushing attempt for one yard against Kansas State ... had four rushing for a total of gain of 19 yards against Baylor ... had six rushing attempts for a total of 56 yards against Texas Tech ... had two rushing attempts against West Virginia for a total gain of seven yards ... had rushing attempts for a gain of three yards ... had three carries for 14 yards against TCU.

HIGH SCHOOL

Coached by Gary Joseph at Katy ... an All-American, all-state and three-time all-district honoree who helped Katy to four consecutive state title games, winning in 2012 and 2015 ... selected to participate in the 2016 U.S. Army All-America Bowl ... named first-team 6A All-State by the Texas Sports Writers Association and honorable mention by the Associated Press in 2015 ... earned first-team 6A Academic All-State honors ... chosen to the All-USA Texas Second Team by USA Today ... named one of the top two running backs in Texas, honorable mention Super Team and to "2016 Texas' Best" by Dave Campbell's Texas Football ... unanimous first-team All-District 19-6A ... selected second-team All-Greater Houston and ranked in the Top 100 by the Houston Chronicle ... placed No. 39 in the Austin American-Statesman's Fab 55 ... picked a Top 50 prospect in Texas by the Waco Tribune ... rated No. 229 overall (No. 15 RB) and No. 38 overall in Texas by ESPN ... ranked No. 236 nationally (No. 7 RB) and No. 32 overall in Texas by Rivals ... rated No. 290 nationally (No. 18 RB) and No. 3 RB in Texas by Scout ... ranked No. 311 nationally (No. 10 RB) and No. 43 overall in Texas by 247Sports ... led Katy to the 2015 6A Division II State Championship and were selected National Champions by MaxPreps and USA Today ... rushed for 1,938 yards and 36 touchdowns on 235 attempts (8.3 ypc) as a senior ... totaled 188 rushing yards and three touchdowns, including a 45-yarder, on 35 carries to earn Offensive MVP honors of the state title game against Lake Travis ... helped Katy to a 16-0 record in 2015 ... tabbed first-team All-District 19-6A as both a running back and an all-purpose player in 2014 ... rushed for 1,051 yards and 16 touchdowns on 149 carries (7.1 ypc), while catching 24 passes for 299 yards (12.5 ypr) and five touchdowns as a junior ... posted three 100-yard games ... helped Katy to a 14-2 overall record, including a 7-0 district mark and championship, and an appearance in the 6A Division II title game, losing by just three points to Cedar Hill in 2014 ... selected to the MaxPreps Sophomore All-America Second Team in 2013 ... named Co-Newcomer of the Year in District 19-5A and second-team All-District ... rushed for 1,914 yards and 23 touchdowns on 259 attempts (7.4 ypc) despite sharing carries as a sophomore ... also caught 12 passes for 135 yards and one touchdown ... registered nine 100-yard games and two 200-yard efforts ... helped Katy to a 15-1 overall record, including a 7-0 district mark and championship, and an appearance in the 5A Division II title game, losing to Cedar Hill by 10 points in 2013 ... helped Katy to a 16-0 record and a 5A Division II State Championship in 2012 ... also played basketball and competed in track and field (100m, 200m, 4x200m) at Katy.

PORTER'S CAREER STATISTICS

RECEIVING/RUSHING

Year	G/GS	Rec-Yds	YPC	TD	Long	Rush-Yds	YPC	TD	Long
2016	11/0	2-10	5.0	0	8	46-205	4.5	0	30
Career	11/0	2-10	5.0	0	8	46-205	4.5	0	30

SPECIAL TEAMS

Year	G	PR-Yds	YPR	TD	Long	KR-Yds	YPR	TD	Long
2016	11	0	0.0	0	--	2-29	14.5	0	19
Career	11	0-0	0.0	0	--	2-29	14.5	0	19

CAREER HIGHS

- Rush attempts: 8, UTEP, Sep 10, 2016
- Rush yards: 51, at Texas Tech, Nov 05, 2016 (6 carries)
- Long rush: 30, at Texas Tech, Nov 05, 2016
- Receptions: 1, at Oklahoma State, Oct 1, 2016 ; Iowa State, Oct 15, 2016
- Receiving yards: 8, Iowa State, Oct 15, 2016 (1 receptions)
- Long reception: 8, Iowa State, Oct 15, 2016
- Total offense attempts: 8, UTEP, Sep 10, 2016 (8 rush, 0 pass)
- Total offense yards: 51, at Texas Tech, Nov 05, 2016 (51 rush, 0 pass)
- All-purpose yards: 51, at Texas Tech, Nov 05, 2016
- Kick returns: 2, Notre Dame, Sep 04, 2016
- Kick return yards: 29, Notre Dame, Sep 04, 2016 (2 returns)
- Long kick return: 19, Notre Dame, Sep 04, 2016

2017 RETURNING PLAYERS



A second-year defensive end who has played in all 12 career games with five starts ... named preseason All-Big 12 by Athlon Sports in 2017 ... was named honorable mention as Big 12 Defensive Freshman of the Year in 2016 ... was a four-time all-state selection ... participated in the 2016 Offense-Defense All-American Bowl.

FRESHMAN (2016)

Played in 12 games and made five starts (Oklahoma State, Kansas State, Texas Tech, Kansas, TCU) ... made 33 tackles (25 solo) ... had 8.0 tackles for loss (T-10 UT freshman single season) ... added 3.0 sacks ... garnered honorable mention for Big 12 Defensive Freshman of the Year ... played in the season opener against No. 10 Notre Dame ... recorded his first career sack against UTEP in a 41-7 victory during week two ... registered four total tackles in that victory ... had a sack for a second straight game at California ... totaled three tackles in the loss ... started the first game of his career in a loss at Oklahoma State ... totaled three solo sacks in the game ... recorded six total tackles against OU, 4 solo and 2 assists ... started in the game against Kansas State and had three total tackles, two solo and one assist ... also had one tackle for a loss of two yards ... had one solo tackle against Baylor ... had one tackle assist against Texas Tech ... registered a career-high seven tackles against No. 11/10 West Virginia ... also had a career-high three tackles for loss ... registered his third sack of the season, moving into a tie for 10th all-time among UT freshmen ... had two solo tackles after starting against Kansas ... also had one tackle for a loss of three yards ... had three solo tackles and a tackle for loss against TCU ... his eight TFL are tied for eighth-most all-time among freshmen at UT.

HIGH SCHOOL

Coached by father Mike Roach at Madison Prep ... four-time all-state selection ... selected to participate in the 2016 Offense-Defense All-American Bowl ... named first-team 2A All-State as a linebacker by the Louisiana Sports Writers Association and first-team composite by the Louisiana Football Coaches Association in 2015 ... selected as the Baton Rouge Advocate All-Metro Outstanding Defensive Player, and Small School MVP ... listed No. 35 in the New Orleans Times-Picayune Nifty 50 ... rated No. 392 nationally (No. 28 SDE) and No. 28 overall in Texas by 247Sports ... ranked No. 42 WDE nationally and No. 34 overall in Texas by Rivals ... rated No. 77 DE nationally and No. 41 overall in Texas by ESPN ... recorded 143 tackles, 14.5 sacks, 12 additional tackles for loss, two interceptions, five forced fumbles, five pass breakups, 20 hurries and two blocked punts as a senior ... led a defense that allowed just 10.8 points per game and held opponents to a touchdown or less five times with two shutouts ... helped Madison to a undefeated regular season, an 11-1 overall record, including a 5-0 district mark for the first district title in school history, and an appearance in the Division III state quarterfinals that ended in a one-point loss ... named first-team 1A All-State as a defensive lineman by the Louisiana Sports Writers Association, and honorable mention by the Louisiana Football Coaches Association in 2014 ... selected to the Baton Rouge Advocate All-Metro team ... also chosen NOLA.com All-Baton Rouge Small Schools Defensive Player of the Year ... registered 134 tackles, 20 sacks, 27 tackles for loss, nine pass breakups seven forced fumbles and three defensive touchdowns as a junior ... also caught 15 passes for 214 yards as a tight end ... part of a defense that allowed only 16.9 points per game including five shutouts ... helped lead the defense to shutouts in five of their first six games ... helped Madison to a 10-5 overall record and an appearance in the Division IV semifinal playoffs ... named first-team 1A All-State as a defensive lineman by the Louisiana Sports Writers Association in 2013 ... attended Southern University Laboratory High School as a freshman ... named honorable mention 1A All-State as an offensive lineman by the Louisiana Sports Writers Association ... also competed in shot put and discus in high school.

PERSONAL

Son of Nancy and Mike Roach ... has one brother, Mike Jr. ... father was an All-American linebacker at Southern University ... brother was an All-Conference safety at Grambling State ... volunteers his time with the Boy Scouts in Baton Rouge when home ... was born in Baton Rouge ... can sing and play the piano.

ROACH'S CAREER STATISTICS

DEFENSE

Year	G/GS	TT (Solo)	Sacks	TFL	QBP INT (YDS)	PBU	FF	FR
2016	12/5	33 (25)	3.0-24	8.0-41	0 0-0	0	0	0
Career	12/5	33 (25)	3.0-24	8.0-41	0 0-0	0	0	0

CAREER HIGHS:

Tackles: 7, West Virginia, Nov 12, 2016 (5-2)
 Sacks: 1.0, West Virginia, Nov 12, 2016 (1-0); UTEP, Sep 10, 2016 (1-0); at California, Sep 17, 2016 (1-0)
 Tackles for loss: 3.0, West Virginia, Nov 12, 2016 (3-0)



A fourth-year offensive lineman who has played in 19 games with three career starts ... four-time member of the Big 12 Commissioner's Honor Roll (fall 2014; spring 2015; spring 2016; spring 2017) ... ranked among the top offensive tackles in the nation coming out of high school.

SOPHOMORE (2016)

Played in all 12 games and made three starts (UTEP, West Virginia, Kansas) ... led the way for D'Onta Foreman's 11th straight 100-yard game in just his second career start ... offense totaled 536 yards against No. 11/10 West Virginia, breaking the school record with their seventh game of 500 yards or more ... paved the way for D'Onta Foreman's third 250-yard game at Kansas in his third start of the season.

REDSHIRT FRESHMAN (2015)

Played in seven games on offense and special teams (four games) ... saw action against Rice, TCU, Oklahoma, Kansas State, Kansas, West Virginia and Texas Tech ... helped block for a rushing attack that ranked 18th in the nation and third in the Big 12 with 224.8 yards per game, including 263.0 ypg in the last seven ... the offense also ranked 26th in the nation in red zone efficiency (.882) ... part of an offense that was just the fourth at Texas since 1950 to record three games with six rushing TDs in a season ... helped the offense rush for an Oklahoma opponent season-high of 313 yards and was part of a line that earned team offensive MVP honors for the game ... helped the offense rush for 274 yards and three TDs against Kansas State, while allowing just one sack ... helped the offense to matching 299-yard rushing and passing marks for 598 yards total with six rushing TDs against Kansas, while allowing just one sack ... helped the offense post 277 rushing yards at West Virginia ... helped the offense record 403 yards and six TDs on the ground versus Texas Tech, marking just the seventh 400-yard rushing game by Texas since 1980.

FRESHMAN (2014)

Redshirted.

HIGH SCHOOL

Coached by Greg McCaig at Cypress Creek High School ... three-year starter on the offensive line ... named first-team All-District 17-5A in 2013 ... chosen to the Houston Chronicle's Top 100 (Houston area) ... ranked the No. 55 offensive tackle in the nation by ESPN ... No. 116 OT nationally by Scout ... No. 118 OT nationally and No. 176 player in Texas by 247Sports ... anchored an offensive line that helped Cypress Creek average 24.5 points per game as a senior ... the Cougars totaled 3,382 yards of offense, including 1,888 rushing and 1,494 passing, while producing a 1,000-yard rusher who averaged 6.4 yards per carry ... opened the season with four consecutive wins while averaging 38.5 points per game ... selected second-team All-District 17-5A in 2012 ... part of an offense that averaged 29.9 points per game, including four outings scoring 39 or more points as a junior ... helped Cypress Creek to a 6-4 record in 2012.

PERSONAL

Parents are Nicolas and Devra Rodriguez ... has five siblings, Nicolas, Joshua, Daniel, Grace and Josiah ... Daniel was an offensive lineman for the Longhorns during the 2014 season ... grandfather, Arved White, was an offensive tackle at UT in 1958 ... his mother, grandparents, uncles and aunts all attended UT ... interested in majoring in communication ... four-time member of the Big 12 Commissioner's Honor Roll.



2017 RETURNING PLAYERS



A first-year transfer kicker from Mississippi Gulf Coast Community College ... was named second-team NJCAA All-American in 2015 and was also a two-time All-Region selection ... a member of the Big 12 Commissioner's Honor Roll (spring 2017).

PRIOR TO TEXAS

Transfer from Mississippi Gulf Coast Community College (MGCCC) ... a second-team National Junior College Athletic Association (NJCAA) All-American in 2015 and two-time All-Region selection ... a two-time All-Mississippi Association of Community & Junior Colleges (MACJC) South Division honoree ... rated the No. 1 junior college kicker by 247Sports ... ranked the No. 2 junior college kicker by ESPN ... tabbed first-team NJCAA All-Region 23 and All-MACJC South Division as a sophomore ... made 9-of-12 FGs and 32-of-33 PATs in 2016 ... converted a season-high six PATs at Mississippi Delta Community College ... earned back-to-back MACJC Special Teams Player of the Week honors ... registered his junior college career high with 17 points on 4-of-4 FGs, including his JC long of 44 yards, and 5-of-5 PATs at Southwest Mississippi Community College to earn NJCAA Special Teams Player of the Week ... followed the next week with 12 points, making all three FGs and all three PATs against Pearl River Community College for his second MACJC weekly honor ... helped MGCCC to a 5-5 record and MACJC playoff appearance ... named NJCAA All-American Second Team as a freshman ... selected first-team All-Region 23 and All-MACJC South Division ... connected on 16-of-19 FGs and 44-of-44 PATs in 2015 ... scored at least four points in every game ... made his college debut and scored 16 points, making 4-of-5 FGs and four PATs in a 40-23 win over Northeast Mississippi Community College ... notched 12 points, hitting all three FG attempts and all three PATs versus East Central Community College ... recorded 13 points on a perfect 3-of-3 on FGs, including his season long of 42 yards, and 4-of-4 PATs against Jones County Junior College ... delivered his junior college career-high seven PATs versus Itawamba Community College ... helped MGCCC to an 8-3 record and an appearance in the MACJC Championship in 2015 ... played in high school at Madison Central (Miss.) where he also kicked off ... named second-team MHSAA Class 6A All-State by the Mississippi Association of Coaches ... helped Madison Central to a 6-5 record in 2014 ... also played soccer in high school ... played for three straight Class 6A state championships and was named honorable mention Clarion-Ledger Best of MSPreps All-State ... also lettered in bowling and soccer in high school.

PERSONAL

Son of Roger and Ann Rowland ... has one sister, Hannah ... born Nov. 6, 1996 in Jackson, Miss.



A second-year offensive lineman who has played in and started nine games in his career ... enrolled at Texas in January 2016 ... named to the Rimington Trophy Spring Watch List in 2017 ... also honored on the preseason All-Big 12 teams by Athlon Sports in 2017 ... named FWAA Freshman All-America in 2016 ... a two-time all-state honoree ... also an academic all-state selection ... named to the Academic All-Big 12 Rookie team in 2016-17 ... two-time member of the Big 12 Commissioner's Honor Roll (spring 2016; spring 2017).

FRESHMAN (2016)

FWAA Freshman All-American ... honorable mention All-Big 12 ... also named to the All-Big 12 underclassmen team by ESPN.com ... started the season opener against Notre Dame ... helped the Longhorns to a 50-47 upset win over No. 10 Fighting Irish in a double-overtime thriller in

week one ... Texas had 517 yards of total offense in that game ... Horns once again scored over 40 points in a 41-7 win over UTEP in week two ... paved the way for the offense to register a season-high 567 yards on 90 plays in a week three loss at Cal ... rushing attack totaled 307 yards and four touchdowns ... each running back went over 100 yards in the game ... passing attack had 261 yards and a score ... helped the offense to match their season high with 568 yards at Oklahoma State ... also paved the way to a season-best 329 yards rushing ... UT had two backs over 100 yards on the ground for the second straight game ... started against Oklahoma and helped the offense to 425 total yards and 40 points ... started against Iowa State before suffering an injury and missing the second half ... offense accrued 548 total yards in 35-34 win over No. 8 Baylor ... passed for 291 yards and rushed for 257 ... in a 45-37 road victory at Texas Tech, paved the way for the offense to record 658 yards, the sixth-most in a single-game in school history ... led the way to 414 rushing yards, including 341 (third-most in school history) by running back D'Onta Foreman ... helped Foreman average 10.3 yards per carry and UT to average 8.3 yards per carry as a team ... led the way for D'Onta Foreman's 11th straight 100-yard game ... offense totaled 536 yards against No. 11/10 West Virginia, breaking the school record with their seventh game of 500 yards or more ... did not play against Kansas or TCU.

HIGH SCHOOL

Coached by Bob Shipley at Belton High School ... a two-time all-state honoree and four-year starter ... named first-team 6A All-State by the Associated Press and second-team by the Texas Sports Writers Association in 2015 ... chosen honorable mention 6A Academic All-State ... tabbed unanimous first-team All-District 12-6A ... selected to the 2015 Super Team and as one of "2016 Texas' Best" by Dave Campbell's Texas Football ... named to first-team Super Centex by the Waco Tribune ... rated No. 33 OG nationally and No. 6 OG in Texas by Scout ... ranked No. 34 OG nationally and No. 89 overall in Texas by Rivals ... rated No. 45 OG nationally and No. 97 overall in Texas by ESPN ... ranked No. 52 OG nationally and No. 128 overall in Texas by 247Sports ... graded out at 98 percent with 134 knockdown blocks and 87 pancakes as a senior ... part of an offense that averaged 40.9 points, 442.6 total yards and 284.4 rushing yards per game ... helped the offense post six games of 45 points or more and four games of 500 yards or more ... helped Belton to an appearance in the 6A Division I bidistrict playoffs, falling by one point to Rowlett in 2015 ... named 2015 preseason first-team Super Team by Dave Campbell's Texas Football ... selected honorable mention 6A All-State by the Associated Press and Texas Sports Writers Association in 2014 ... tabbed unanimous first-team All-District 12-6A ... chosen second-team Super Centex and ranked the No. 3 recruit on the Centex 25 by the Waco Tribune ... earned academic all-district honors ... part of an offense that recorded 362.5 total yards, including 188.4 rushing yards and 174.1 passing yards per game as junior ... helped Belton to a 6-6 overall record and an appearance in the 6A Division I area playoffs in 2014 ... part of an offense that averaged 434.0 total yards, 218.4 rushing yards, 215.6 passing yards and 30.9 points per game as a sophomore ... part of an offense that averaged 31.6 points and 390.3 yards per game as a freshman ... helped Belton to a 6-4 record in 2012 ... made the honor roll as a freshman and sophomore ... competed in powerlifting through junior year in high school, and track and field (shot put and discus) as a freshman and sophomore.

PERSONAL

Born in Columbus, Ohio ... competed in the Junior Olympic prelims in swimming as an 8-year-old ... began playing football at age 9 ... father, Lyle, played offensive guard at the University of Central Florida (1982) ... lived in Ohio until age 8, Washington state until age 11, and Germany until age 13 before moving to Texas ... enjoys golf, and learned to ski in the German and Italian Alps.

2017 RETURNING PLAYERS



A third-year offensive lineman who has played in one career game ... redshirted in 2015 after enrolling in the spring ... four-time member of the Big 12 Commissioner's Honor Roll (spring 2015; spring 2016; fall 2016; spring 2017) ... ranked the No. 31 OG nationally and No. 22 overall in Louisiana by 247Sports in 2014.

REDSHIRT FRESHMAN (2016)

Made his first career appearance against UTEP in a 41-7 Longhorn victory.

FRESHMAN (2015)

Redshirted.

HIGH SCHOOL

Coached by Jesse Curtis at Many High School ... three-time all-state honoree and three-year starter ... picked to the All-USA Louisiana Team by USA Today in 2014 ... selected first-team 2A All-State by the Louisiana Sports Writers Association and the Louisiana Football Coaches Association ... ranked the No. 31 OG nationally and No. 22 overall in Louisiana by 247Sports ... rated No. 42 OT nationally and No. 23 overall in Louisiana by ESPN ... ranked No. 46 OT nationally and No. 17 overall (No. 2 OT) in Louisiana by Scout ... rated No. 47 overall (No. 4 OL) in Louisiana by Rivals ... listed No. 20 in the New Orleans Times-Picayune Nifty 50 ... recorded 126 pancakes and allowed no sacks as a senior ... part of an offense that averaged 38.7 points per game, including nine games of 40 or more ... helped lead Many to a 16-0 record and the 2A State Championship in 2014 ... selected first-team 2A All-State by the Louisiana Sports Writers Association and the Louisiana Football Coaches Association in 2013 ... tabbed second-team Junior All-America by MaxPreps ... part of an offense that averaged 31.6 points per game as a junior ... helped the line pave the way for consecutive 40-point performances, including back-to-back games of 47 points against Delcambre and Springfield ... helped lead Many to a 13-2 record and an appearance in the 2A state title game in 2013 ... selected honorable mention 2A All-State by the Louisiana Sports Writers Association in 2012 ... part of an offense that averaged 34.2 points per game as a sophomore ... helped the line pave the way for 74 points against Logansport ... helped Many to an 8-5 record and an appearance in the 2A quarterfinals in 2012.

PERSONAL

Named to the Louisiana High School Athletic Association All-Academic Football team in 2014 ... posted a 4.0 GPA as a senior in high school ... captain of the Many Quiz Bowl team ... four-time member of the Big 12 Commissioner's Honor Roll.



A third-year linebacker who has played in 10 career games ... redshirted in 2015 ... member of the Big 12 Commissioner's Honor Roll (fall 2015) ... chosen to play in the 2015 Semper Fidelis All-American Bowl ... ranked No. 13 nationally among outside linebackers by Scout.

SOPHOMORE (2016)

Played in 10 games on special teams ... had two tackles on the season ... made his first career tackle against Texas Tech.

FRESHMAN (2015)

Redshirted.

HIGH SCHOOL

Coached by Brett Sniffin at Ridge Point High School ... a three-year captain and all-state honoree ... selected to participate in the 2015 Semper Fidelis All-American Bowl ... ranked in the Greater Houston Top 100 by the Houston Chronicle ... one of four finalists for the Greater Houston High School Rotary Lombardi Award by the Rotary Club of Houston ... named second-team 5A All-State by the Texas Sports Writers Association in 2014 ... chosen first-team All-District 23-5A ... tabbed first-team All-Texas and No. 4 LB in the state by Dave Campbell's Texas Football ... rated No. 181 (No. 13 OLB) nationally and No. 30 (No. 2 OLB) in Texas by Scout ... rated No. 255 (No. 17 OLB) nationally and No. 32 in Texas by ESPN ... ranked 17 OLB nationally and No. 40 in Texas by 247Sports ... rated No. 21 ILB nationally and No. 71 overall in Texas by Rivals ... placed No. 41 on the Fab 55 by the Austin American-Statesman ... recorded 41 tackles, including 3.5 sacks and 10 tackles for loss, along with nine passes defended, one interception and one forced fumble as a senior ... part of a defense that posted four shutouts and seven games of seven points or fewer, while allowing an average of 10.7 ppg ... helped Ridge Point to a 12-1 record, including a 7-0 district mark, and an appearance in the 5A Division 1 regional playoffs ... tabbed first-team All-District 22-4A in 2013 ... collected over 40 tackles, four sacks and 15 tackles for loss as a junior ... part of a defense that surrendered just 14.6 ppg with two shutouts and five games allowing seven points or fewer ... helped Ridge Point to a 9-3 record, including a 6-1 district mark, and an appearance in the 4A Division 2 area playoffs ... tabbed first-team All-District 22-4A in 2012 ... collected six sacks as a sophomore.

PERSONAL

Born in Houston, Texas ... parents are Tina and David Townsend ... mother is a teacher and participated in track and field at Louisiana-Lafayette ... father is an oil and gas consultant ... enjoys video games and being around friends ... member of the Big 12 Commissioner's Honor Roll (fall 2015).

TOWNSEND'S CAREER STATISTICS

DEFENSE

Year	G/GS	TT (Solo)	Sacks	TFL	QB INT (YDS)	PBU	FF	FR
2016	10/0	2 (1)	0-0	0-0	0	0-0	0	0
Career	10/0	2 (1)	0-0	0-0	0	0-0	0	0

2017 RETURNING PLAYERS



A second-year offensive lineman who redshirted in 2016 ... was an All-American, two-time All-State (Texas and Maryland) and three-time All-District honoree in high school.

FRESHMAN (2016)
Redshirted.

HIGH SCHOOL

Coached by Jack Welch at Copperas Cove ... an All-America, two-time all-state (Texas and Maryland,) and three-time all-district honoree ... attended Copperas Cove as a freshman, sophomore and senior, while attending DeMatha Catholic in Hyattsville, Md., as a junior ... three-year starter who also played along the defensive line as a senior ... selected to the 2016 Semper Fidelis All-American Bowl ... picked to the All-USA Texas Second Team by USA Today in 2015 ... named All-Area Co-Offensive Lineman of the Year along with current Texas OL Zach Shackelford, and to the All-Area Team by the Killeen Daily Herald ... named first-team All-District 12-6A ... one of five offensive linemen named "Tops in Texas," and selected honorable mention Super Team and to "2016 Texas' Best" by Dave Campbell's Texas Football ... placed No. 29 on the Austin American-Statesman's Fab 55 ... chosen to the Trib Top 100 in Texas by the Waco Tribune ... ranked No. 124 nationally (No. 9 OT) and No. 24 overall in Texas by Rivals ... rated No. 164 nationally (No. 17 OT) and No. 23 in Texas by ESPN ... ranked the No. 30 OT in the nation and the No. 5 OT in Texas by Scout ... rated the No. 49 OT in the nation and No. 78 overall in Texas by 247Sports ... averaged 12 pancakes per game and did not allow a sack as a senior ... part of an offense that averaged 30.3 points per game ... helped Copperas Cove to a 3-3 district mark and an appearance in the 6A Division 2 bidistrict playoffs in 2015 ... tabbed second-team preseason 2015 Super Team by Dave Campbell's Texas Football ... named first-team Private School All-State in Maryland at DeMatha Catholic as a junior in 2014 ... chosen second-team All-Washington Catholic Athletic Conference (WCAC) ... selected first-team All-District of Maryland and Virginia (DMV) ... tabbed first-team All-Prince George's County ... did not allow a sack as a junior ... part of an offense that averaged 31.3 points per game ... helped DeMatha to a 9-3 overall record, including a 5-1 conference mark, before winning WCAC Championship in the playoffs in 2014 ... honorable mention All-District 8-5A, team captain and starter as a sophomore at Copperas Cove in 2013 ... part of an offense that averaged 44.4 points per game ... helped Copperas Cove to a 6-5 record, including a 4-3 district mark, and an appearance in the 5A Division I bidistrict playoffs in 2013 ... participated in 2012 Eastbay Youth All-American Bowl ... named Homecoming King as a senior at Copperas Cove.



A third-year offensive lineman who has played in 22 career games and made 19 starts ... named preseason All-Big 12 by Athlon sports in 2017 ... earned 2015 Freshman All-America and honorable mention All-Big 12 honors ... a two-time all-state player in high school ... rated as the No. 6 offensive guard in the nation by Rivals.

SOPHOMORE (2016)

Played in all 12 games and made nine starts (Notre Dame, UTEP, Cal, Oklahoma State, Oklahoma, Iowa State, Kansas State, Kansas, TCU) ... helped Longhorns offense to a 50-point, 517-yard output in a week one victory over No. 10 Notre Dame ... Texas scored over 40 points for the second straight week in a 41-7 victory against UTEP in week two ... paved the way for the offense to register a season-high 567 yards on 90 plays in a week three loss at Cal ... rushing attack totaled 307 yards and four touchdowns ... each running back went over 100 yards in the game ... passing attack had 261 yards and a score ... paved the way for the offense to match a season-

high with 568 total yards at Oklahoma State ... Longhorns rushed for a season-best 329 ... UT had two 100-yard rushers for the second straight game for just the third time in school history ... started at left guard against Oklahoma and helped the offense to 425 yards and 40 points ... started against Iowa State in a 27-6 win ... offense totaled 505 yards (296 pass, 209 rush) and 24 second-half points for the victory ... at Kansas State, offense recorded 344 total yards ... led the way for D'Onta Foreman's 11th straight 100-yard game ... offense totaled 536 yards against No. 11/10 West Virginia, breaking the school record with their seventh game of 500 yards or more ... paved the way for D'Onta Foreman's third 250-yard game on Saturday at Kansas ... helped the offense total 407 yards against TCU in the regular season finale.

FRESHMAN (2015)

Started the first 10 games at left guard before missing the last two due to injury ... named to the ESPN.com True Freshman All-America Team and its All-Big 12 Underclassmen Team ... tabbed honorable mention All-Big 12 by the league's coaches ... played on special teams in nine of 10 games ... helped block for a rushing attack that ranked 18th in the nation and third in the Big 12 with 224.8 yards per game, including 263.0 ypg in the last seven ... the offense also ranked 26th in the nation in red zone efficiency (.882) ... part of an offense that was just the fourth at Texas since 1950 to record three games with six rushing TDs in a season ... helped the offense post a season-high 650 total yards with 364 yards passing and 286 yards rushing with six rushing TDs versus Cal ... helped the offense rush for an Oklahoma opponent season-high of 313 yards and was part of a line that earned team offensive MVP honors for the game ... helped the offense rush for 274 yards and three TDs against Kansas State, while allowing just one sack ... helped the offense to matching 299-yard rushing and passing marks for 598 yards total with six rushing TDs against Kansas, while allowing just one sack ... helped the offense post 277 rushing yards at West Virginia.

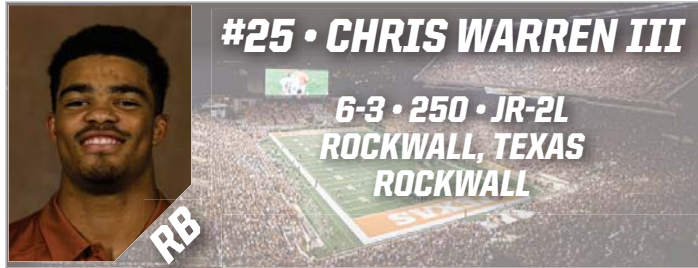
HIGH SCHOOL

Coached by Steve Lineweaver at Trinity High School ... two-time all-state honoree ... named first-team 6A All-State by the Texas Sports Writers Association, and second-team by the Associated Press in 2014 ... picked to the All-USA Texas Team by USA Today ... selected first-team All-Area by the Dallas Morning News ... picked first-team Super Team by the Fort Worth Star-Telegram ... tabbed first-team All-District 7-6A ... chosen first-team All-Texas and No. 2 OL in the state by Dave Campbell's Texas Football ... rated No. 90 (No. 6 OG) nationally and No. 17 (No. 2 OG) in Texas by Scout ... ranked No. 148 (No. 3 OC) nationally and No. 19 in Texas by 247Sports ... rated No. 183 (No. 12 OG) nationally and No. 25 overall in Texas by Rivals ... ranked No. 185 (No. 12 OG) nationally and No. 21 in Texas by ESPN ... placed No. 19 on the Fab 55 by the Austin American-Statesman ... recorded 80 knockdown blocks and allowed only one sack as a senior ... part of an offense that averaged 32.7 points per game and scored over 40 points in six games ... anchored a line that paved the way for over 350 rushing yards per game ... helped Trinity to a 12-2 record, including a 5-1 district mark, and an appearance in the 6A Division 1 quarterfinals, losing by only three points to eventual champion Allen in 2014 ... named 2014 preseason second-team Super Team by Dave Campbell's Texas Football ... selected first-team Junior All-America by MaxPreps in 2013 ... chosen second-team 5A All-State by the Texas Sports Writers Association ... named honorable mention 5A All-State by the Associated Press ... tabbed first-team All-Area by the Dallas Morning News ... selected unanimous first-team All-District 6-5A ... allowed just one sack and graded out at a team-high 92 percent, with 88 knockdown blocks as a junior ... part of an offense that averaged 39.6 ppg, scoring at least 40 points in each of its last 10 games ... anchor of a line that gained 5,281 rushing yards (377.2 ypg) ... helped Trinity to an 11-3 record, including a 7-0 district mark, and an appearance in the 5A Division 1 quarterfinals in 2013 ... chosen second-team All-District 6-5A in 2012 ... helped the offense average 34.4 ppg, including a 71-point performance against Turner ... helped Trinity to a 10-3 record, including a 7-0 district mark, and an appearance in the 5A Division 1 regional playoffs in 2012.

PERSONAL

Son of Patiola and Vai Kosi ... has 10 brothers and two sisters ... brothers are Mico, William, Junior, Nai, Tony, Andrew, Paki, Kapeli, Tolo and Kie ... sisters are Musie and Patiola ... only one in family in college or to ever play in college ... loves to play instruments and sing.

2017 RETURNING PLAYERS



A third-year running back who has played in 12 games with four career starts ... has three career 100-yard games ... named preseason All-Big 12 by Athlon Sports in 2017 ... a first-team all-state performer as a senior in high school ... ranked among the top 10 running backs in the nation by Scout, 247Sports and ESPN ... member of the Big 12 Commissioner's Honor Roll (spring 2017).

SOPHOMORE (2016)

Played in the season's first four games, making two starts (UTEP, Cal) before suffering a season-ending injury against Oklahoma State ... totaled 62 rushing attempts for 366 yards and three touchdowns ... rushed 14 times for 46 yards in the season-opening 50-47 Tot win against No. 10 Notre Dame ... started in a week two win over UTEP, rushing 20 times for 95 yards and a touchdown ... totaled 119 yards on 18 carries at California ... also had two touchdowns ... rushed 10 times for 106 yards before suffering an injury at Oklahoma State ... it was his second straight 100-yard performance and the fourth of his career.

FRESHMAN (2015)

Played in eight games, starting the last two of the season against Texas Tech and Baylor ... finished fourth on the team in rushing with 470 yards, and third in rushing TDs with four ... also caught five passes for 13 yards ... rushed 18 times for 88 yards in his first six games, but amassed 382 rushing yards and four TDs on 53 carries (7.2 ypc) in the last two ... named Big 12 Offensive Player of the Week for his performance against Texas Tech, setting the UT single-game freshman rushing record with 276 yards (No. 6 on the overall UT list), breaking the previous freshman mark by 63 yards (213, Cedric Benson vs. Kansas, 2001) ... the 276 yards was the second-highest single-game rushing total in the Big 12 in 2015 and third-highest in the nation ... also set the UT single-game freshman record for rushing TDs with four (t-No. 7 overall in UT history) ... the four TDs tied the single-game high for the Big 12 during the season ... his 91-yard TD run against the Red Raiders marked the longest run by a freshman in UT history (fourth-longest overall in UT history), and tied for the ninth-longest in the country in 2015 (second-longest in the Big 12 behind teammate D'Onta Foreman's 93-yarder) ... followed that with 106 yards on 28 carries to share team offensive MVP honors at Baylor.

HIGH SCHOOL

Coached by Rodney Webb at Rockwall High School ... An all-state and two-time all-district honoree ... selected to participate in the 2015 U.S. Army All-America Bowl ... finalist for the 2014 Landry Award, honoring the top high school player in North Texas ... named first-team 6A All-State by the Associated Press and Texas Sports Writers Association in 2014 ... tabbed Co-Offensive MVP and first-team All-District 11-6A ... chosen first-team All-Area by the Dallas Morning News ... rated No. 56 (No. 6 RB) nationally and No. 11 (No. 3 RB) in Texas by Scout ... ranked No. 80 (No. 8 RB) nationally and No. 13 in Texas by 247Sports ... rated No. 159 (No. 15 RB) nationally and No. 15 in Texas by Rivals ... ranked No. 102 (No. 9 RB) nationally and No. 14 in Texas by ESPN ... ranked No. 4 RB in the state by Dave Campbell's Texas Football ... placed No. 15 on the Fab 55 by the Austin American-Statesman ... rushed 250 times for 2,329 yards (9.4 ypc) and 34 TDs as senior part of an offense that led 6A Dallas area schools in total offense (548.7 ypg) and scoring (52.8 ppg) ... also caught 12 passes for 178 yards and two TDs ... helped Rockwall to a 12-1 record, including a 7-0 district mark, and an appearance in the 6A Division 2 regional playoffs in 2014 ... named 2014 preseason second-team Super Team by Dave Campbell's Texas Football ... played in only five games as a junior prior to a season-ending injury but averaged 149.4 rushing yards in those games ... posted 108 carries for 747 rushing yards (6.9 ypc) and 11 rushing TDs ... also caught nine passes for 52 yards ... named Offensive Newcomer of the Year in District 12-5A in 2012 ... rushed 174 times for 1,059 yards (6.1 ypc) and 13 TDs as a sophomore ... also tallied 10 receptions for 100 yards and two TDs.

PERSONAL

Born in Seattle, Wash. ... moved to Dallas when he was 3 ... parents are K'tara Lopez and Chris Warren Jr. ... mother is a software engineer ... father played 11 seasons in the NFL primarily with the Seattle Seahawks (1990-97) and Dallas Cowboys (1998-2000), and was a three-time Pro Bowler with the Seahawks (1993-95) ... has served as a youth football coach ... enjoys video games and social debate.

WARREN III'S CAREER STATISTICS

RECEIVING/RUSHING

Year	G/GS	Rec-Yds	YPC	TD	Long	Rush-Yds	YPC	TD	Long
2015	8/2	5-13	2.6	0	9	71-470	6.6	4	91t
2016	4/2	0-0	0.0	0	46	62-366	5.9	3	46
Career	12/4	5-13	2.6	0	9	133-836	6.3	7	91t

CAREER HIGHS

Points scored: 24, Texas Tech, Nov 26, 2015
 Touchdowns: 4, Texas Tech, Nov 26, 2015
 Rush attempts: 28, at Baylor, Dec 05, 2015
 Rush yards: 276, Texas Tech, Nov 26, 2015 (25 carries)
 Rush TDs: 4, Texas Tech, Nov 26, 2015
 Long rush: 91, Texas Tech, Nov 26, 2015
 Receptions: 2, at West Virginia, Nov 14, 2015 ; Texas Tech, Nov 26, 2015
 Receiving yards: 12, Texas Tech, Nov 26, 2015 (2 receptions)
 Long reception: 9, Texas Tech, Nov 26, 2015
 Total offense attempts: 28, at Baylor, Dec 05, 2015 (28 rush, 0 pass)
 Total offense yards: 276, Texas Tech, Nov 26, 2015 (276 rush, 0 pass)
 All-purpose yards: 288 [2nd], Texas Tech, Nov 26, 2015
 Tackles: 1, at California, Sep 17, 2016 (1-0)

2017 RETURNING PLAYERS



A third-year linebacker who has played in 23 career games with nine career starts ... three-time member of the Big 12 Commissioner's Honor Roll ... named to the Academic All-Big 12 Rookie Team (2015-16) ... rated as top five inside linebacker nationally in high school by ESPN, Rivals and Scout ... a two-time all-state performer and Under Armour All-American.

SOPHOMORE (2016)

Played in 11 games and made seven starts (Notre Dame, UTEP, Cal, Oklahoma State, Oklahoma, Iowa State, Kansas State) ... was the team's leading tackler with 65 total takedowns (37 solo) ... had 2.5 tackles for loss (0.5 sacks), two pass breakups and two forced fumbles ... started the season-opening win against No. 10 Notre Dame ... totaled five tackles in the victory with a pass breakup ... had seven tackles the following week in a week two win over UTEP ... registered a career-best 11 tackles (six solo) in a week three loss at UTEP ... had eight tackles against Oklahoma State ... recorded 13 total tackles, six solo and seven assists, against OU ... had three solo tackles in the game against Iowa State ... had three solo tackles against Kansas State ... had nine total tackles against Baylor, six solo and three assists ... also had two forced fumbles ... had three tackles against West Virginia, two of them being solo ... had one tackle assist against Kansas ... totaled a tackle assist in the 'Horns regular season finale against TCU.

FRESHMAN (2015)

Played in all 12 games on defense and special teams, making starts against Kansas State and Baylor ... recorded 36 tackles (22 solo) with one TFL, one fumble recovery and one pass breakup ... tallied three or more tackles in six games ... made his first career tackle at Notre Dame ... registered five tackles versus Oklahoma State ... had one tackle at TCU ... posted two tackles versus Oklahoma ... notched three tackles, including one TFL against Kansas State ... gathered six tackles at Iowa State ... collected three tackles versus Kansas ... picked up one tackle at West Virginia ... set a season high with eight tackles (six solo) against Texas Tech ... totaled six tackles (four solo), one pass breakup and one fumble recovery that led to a TD drive at Baylor.

HIGH SCHOOL

Coached by Reginald Samples at Skyline High School ... two-time all-state honoree ... selected to participate in the 2015 Under Armour All-America Game ... named first-team 6A All-State by the Texas Sports Writers Association, and second-team by the Associated Press in 2014 ... picked to the All-USA Texas Team by USA Today ... chosen first-team All-Area by the Dallas Morning News ... tabbed Defensive MVP and first-team All-District 9-6A ... tabbed state Defensive Player of the Year, first-team All-Texas and No. 2 LB in the state by Dave Campbell's Texas Football ... rated No. 66 (No. 3 ILB) nationally and No. 10 in Texas by ESPN ... ranked No. 76 overall (No. 4 ILB) and No. 10 overall in Texas by Rivals ... rated No. 111 (No. 4 MLB) nationally and No. 22 (No. 1 MLB) in Texas by Scout ... ranked No. 136 (No. 10 OLB) nationally and No. 18 in Texas by 247Sports ... placed No. 12 on the Fab 55 by the Austin American-Statesman ... recorded 137 tackles, including seven sacks and 21 tackles for loss, along with five forced fumbles and two fumble recoveries as a senior ... part of a defense that allowed 19.3 points per game, including three shutouts ... helped Skyline to a 14-1 record, including a 7-0 district mark, and an appearance in the 2014 6A Division 1 semifinals, losing only to eventual champion Allen ... named 2014 preseason first-team Super Team by Dave Campbell's Texas Football ... chosen honorable mention 5A All-State by the Associated Press in 2013 ... selected unanimous first-team All-District 9-5A ... registered 110 tackles, six sacks, 15 tackles for loss and five forced fumbles as a junior ... part of a defense that allowed just 19.8 points per game, including six games of 14 points or fewer ... helped Skyline to an 11-2 overall record, including a 7-0 district record, and an appearance in the 5A Division 1 regional playoffs in 2013 ... tabbed Defensive Newcomer of the Year in District 9-5A in 2012 ... part of a defense that allowed 22.1 points per game as a sophomore ... helped Skyline to a 12-2 record, including a 7-0 district mark, and an appearance in the 5A Division 1 quarterfinals, losing to eventual champion Allen, in 2012.

PERSONAL

Born in Dallas, Texas ... mother is Clarissa Ballard and grandmother is Brenda Ballard ... a member of the honor roll all four years of high school ... used to play the saxophone and clarinet.

WHEELER'S CAREER STATISTICS

DEFENSE

Year	G/GS	TT (Solo)	Sacks	TFL	QBP INT (YDS)	PBU	FF	FR
2015	12/2	36 (22)	0-0	1.0-5	0 0-0	1	0	1
2016	11/7	65 (37)	0.5-3	2.5-5	0 0-0	2	2	0
Career	23/9	101 (59)	0.5-3	3.5-10	0 0-0	3	2	1

CAREER HIGHS

Tackles: 13, vs Oklahoma, Oct 08, 2016 (6-7)
 Sacks: .5, Baylor, Oct 29, 2016 (0-1)
 Tackles for loss: 1.0, vs Oklahoma, Oct 08, 2016 (1-0); Kansas State, Oct 24, 2015 (1-0); UTEP, Sep 10, 2016 (1-0)
 Fumbles forced: 2, Baylor, Oct 29, 2016
 Fumbles recovered: 1, at Baylor, Dec 05, 2015
 Pass breakups: 1, at Baylor, Dec 05, 2015; Baylor, Oct 29, 2016; Notre Dame, Sep 04, 2016



A second-year defensive lineman who has played in nine games ... made his first career start against TCU in 2016 ... was an all-state and all-district honoree in high school ... named to the Academic All-Big 12 Rookie team in 2016-17 ... two-time member of the Big 12 Commissioner's Honor Roll (fall 2016; spring 2017).

FRESHMAN (2016)

Totaled four tackles (three solo) in his inaugural campaign ... played in nine games and made one start (TCU) ... made his first career appearance in 2016 in the season-opener versus No. 10 Notre Dame ... recorded one solo tackle against OU ... had three total tackles against Kansas, two of them being solo ... made his first career start at nose tackle against TCU.

HIGH SCHOOL

Coached by Stephen Robicheaux at Destrehan High School ... an all-state and all-district honoree who helped Destrehan to a 19-0 regular season record and 25-2 overall mark his last two years ... chosen to the All-USA Louisiana Second Team by USA Today in 2015 ... named honorable mention New Orleans All-Metro Large Schools by the Times-Picayune ... selected first-team All-District 7-5A ... listed No. 43 in the New Orleans Times-Picayune Nifty 50 ... ranked No. 25 on the SportsNOLA Top 40 in the New Orleans area ... ranked No. 39 DT nationally and No. 32 overall in Louisiana by ESPN ... rated No. 49 DT nationally and No. 40 overall in Louisiana by Rivals ... ranked No. 54 DT nationally and No. 45 overall in Louisiana by 247Sports ... rated No. 70 OG nationally and No. 3 OG in Louisiana by Scout ... registered 29 tackles with 5.5 tackles for loss as a senior ... part of a defense that allowed just 23.1 points per game, including two of just seven points ... helped Destrehan to an undefeated regular season, a district championship, an 11-1 overall record and an appearance in the 5A quarterfinals ... part of a defense that allowed just 11.5 points per game, including six of seven points or fewer with two shutouts, as a junior ... helped Destrehan to an undefeated regular season, a district championship, a 14-1 overall record and an appearance in the 5A title game ... part of a defense that allowed only 11.0 points per game, including two shutouts and two seven-point games, while allowing seven combined points in its first three playoff games, as a sophomore ... helped Destrehan to a 12-2 record, including a 6-1 district mark, and an appearance in the 5A semifinals.

WILBON'S CAREER STATISTICS

DEFENSE

Year	G/GS	TT (Solo)	Sacks	TFL	QBP INT (YDS)	PBU	FF	FR
2016	9/1	4 (3)	0-0	0-0	0 0-0	0	0	0
Career	9/1	4 (3)	0-0	0-0	0 0-0	0	0	0

CAREER HIGHS

Tackles: 3, at Kansas, Nov 19, 2016 (2-1)

2017 RETURNING PLAYERS



A third-year offensive lineman who has played in and started 23 games in his career ... became the starting left tackle as a true freshman ... named preseason All-American by Sporting News and Athlon Sports in 2017 ... also named Athlon Preseason All-Big 12 ... was a consensus first team All-American in 2016 ... just the fourth sophomore in UT history to receive first-team All-America honors (Hub Bechtol, 1944; Russell Erxleben, 1976 and Earl Thomas, 2009 were the others) from one of the NCAA's five teams that are used to recognize consensus All-Americans ... earned first team All-Big 12 honors by the Associated Press and Big 12 coaches in 2016 ... named an Outland Trophy semifinalist in 2016 ... was an honorable mention All-Big 12 selection in 2015 ... two-time member of the Big 12 Commissioner's Honor Roll ... named to the Academic All-Big 12 Rookie Team (2015-16) ... was an early enrollee in spring 2015 ... an all-state performer in high school rated the No. 38 OT nationally and No. 61 overall (No. 8 OT) in Texas by Scout.

SOPHOMORE (2016)

Tabbed a consensus first-team All-American ... named first-team All-America by CBS Sports, Football Writers Association of America, Phil Steele, Walter Camp Football Foundation and USA Today ... just the fourth sophomore in UT history to receive first-team All-America honors (Hub Bechtol, 1944; Russell Erxleben, 1976 and Earl Thomas, 2009 were the others) from one of the NCAA's five teams that are used to recognize consensus All-Americans ... earned second-team All-America honors from The Associated Press, FOX Sports, Sports Illustrated and Sporting News ... recognized by ESPN.com on the All-Big 12 underclassmen team ... named first team All-Big 12 at offensive tackle by the Associated Press, Phil Steele and Big 12 coaches ... also named first team All-Big 12 by ESPN.com ... earned honorable mention for Offensive Lineman of the Year ... started at left tackle in 11 of 12 games ... helped Longhorns to 517 total yards and 50 points in a season-opening win over No. 10 Notre Dame ... the 500 yards of offense marked the first time since 2011 a Texas team has eclipsed 500 yards against a ranked opponent ... had his streak of 13 consecutive starts snapped against UTEP, a game he missed to nurse an injury ... was back on the field to start at California ... Longhorns registered a season-high 568 yards on 90 plays in the loss ... rushing attack totaled 307 yards and four touchdowns ... each running back went over 100 yards in the game ... passing attack had 261 yards and a score ... paved the way for the offense to match a season-high with 568 total yards at Oklahoma State ... Longhorns rushed for a season-best 329 ... UT had two 100-yard rushers for the second straight game for just the third time in school history ... started at left tackle in the Red River Showdown against Oklahoma ... helped the offense to 245 passing yards and 180 rushing yards ... offense scored 40 points for the fourth time in five games ... started at left tackle against Iowa State ... offense totaled 505 yards (296 pass, 209 rush) and 24 second-half points for the victory ... at Kansas State, offense recorded 344 total yards ... offense accrued 548 total yards in 35-34 win over No. 8 Baylor ... passed for 291 yards and rushed for 257 ... in a 45-37 road victory at Texas Tech, paved the way for the offense to record 658 yards, the sixth-most in a single-game in school history ... led the way to 414 rushing yards, including 341 (third-most in school history) by running back D'Onta Foreman ... helped Foreman average 10.3 yards per carry and UT to average 8.3 yards per carry as a team ... led the way for D'Onta Foreman's 11th straight 100-yard game ... offense totaled 536 yards against No. 11/10 West Virginia, breaking the school record with their seventh game of 500 yards or more ... paved the way for D'Onta Foreman's third 250-yard game on Saturday at Kansas ... helped the offense total 407 yards against TCU in the regular season finale.

FRESHMAN (2015)

Named first-team freshman All-America by the Football Writers Association of America, USA Today and ESPN.com ... honorable mention All-Big 12 selection by the league's coaches ... started all 12 games at left tackle ... combined with OG Patrick Vahe to make Texas the only school in the nation to start two true freshmen on the offensive line ... helped block for a rushing attack that ranked 18th in the nation and third in the Big 12 with 224.8 yards per game, including 263.0 ypg in the last seven ... the offense also ranked 26th in the nation in red zone efficiency (.882) ... part of an offense that was just the fourth at Texas since 1950 to record three games with six rushing TDs in a season ... helped the offense post a season-high 650 total yards with 364 yards passing and 286 yards rushing with six rushing TDs versus Cal ... helped the offense rush for an Oklahoma opponent season-high of 313 yards and was part of a line that earned team offensive MVP honors for the game ... helped the offense rush for 274 yards and three TDs against Kansas State, while allowing just one sack ... helped the offense to matching 299-yard rushing and passing marks for 598 yards total with six rushing TDs against Kansas, while allowing just one sack ... helped the offense post 277 rushing yards at West Virginia ...

helped the offense record 403 yards and six TDs on the ground versus Texas Tech, marking just the seventh 400-yard rushing game by Texas since 1980.

HIGH SCHOOL

Coached by Mike DeWitt at Coppell ... an all-state and two-time all-district honoree ... named second-team 6A All-State by the Associated Press, and honorable mention by the Texas Sports Writers Association in 2014 ... tabbed honorable mention Academic All-State by the Texas High School Coaches Association ... selected second-team All-Area by the Dallas Morning News ... chosen first-team All-District 7-6A on both the offensive and defensive lines ... ranked No. 223 overall and No. 30 overall in Texas by Rivals ... rated No. 38 OT nationally and No. 61 overall (No. 8 OT) in Texas by Scout ... rated No. 65 OT nationally and No. 98 in Texas by ESPN ... ranked No. 75 OT nationally and No. 99 in Texas by 247Sports ... rated No. 7 OL in the state by Dave Campbell's Texas Football ... placed No. 53 on the Fab 55 by the Austin American-Statesman ... recorded 63 pancakes and graded at 94 percent, while only allowing one sack and committing one holding penalty as a senior ... as a nose tackle, registered 38 tackles, five tackles for loss, three sacks, five pressures, five forced fumbles and two passes defended ... part of an offense that rushed for 4.9 yards per carry and 257.5 yards per game with 28 rushing TDs ... also protected for 23 passing TDs to just three interceptions ... helped Coppell to a 6-5 record and an appearance in the 6A Division 1 bidistrict playoffs in 2014 ... selected second-team All-District 5-5A as a tight end in 2013 ... caught three passes for 20 yards and one TD ... helped Coppell to a 9-2 record, including a 5-0 district mark, and an appearance in the 5A Division 1 area playoffs in 2013 ... helped Coppell to an 11-1 record, including a 5-0 district mark, and an appearance in the 5A Division 1 area playoffs in 2012.

PERSONAL

Brother, Dalton, who is now a graduate assistant coach at West Virginia, was a quarterback at Stephen F. Austin (2008-11) and Akron (2012) ... sister, Morgan, graduated from Texas in 2013 ... participated in a cleanup project following floods in Wimberley in 2015 ... two-time member of the Big 12 Commissioner's Honor Roll (fall 2015; spring 2016).

2017 RETURNING PLAYERS



#69 • AUSTIN ALLSUP
6-3 • 300 • JR-SQ
AUSTIN, TEXAS
LORENA

DL



#33 • TREVOR CARR
6-1 • 210 • SO-SQ
TYLER, TEXAS
LEE

DB



#18 • JOSH COVEY
6-1 • 200 • SO-SQ
GEORGETOWN, TEXAS
EAST VIEW

DB



#28 • JARMARQUIS DURST
6-1 • 205 • JR-RS
CONROE, TEXAS
OAK RIDGE/
TARLETON STATE

DB



#89 • CHRIS FEHR
6-3 • 240 • JR-SQ
AUSTIN, TEXAS
MCNEIL

TE



#36 • ERIC GONZALEZ
5-9 • 200 • SO-SQ
WESLACO, TEXAS
WESLACO

WR



#54 • GARRETT GRAF
6-2 • 300 • SR-SQ
GRAND PRAIRIE, TEXAS
SOUTH GRAND PRAIRIE

DL



#40 • TRENTON HAFLEY
5-10 • 195 • JR-SQ
WICHITA FALLS, TEXAS
BURNEY

RB



#42 • JAY HARPER
6-1 • 235 • JR-SQ
HOUSTON, TEXAS
STRATFORD

LB



#53 • JAK HOLBROOK
5-11 • 210 • JR-SQ
AUSTIN, TEXAS
MCCALLUM

DS



#31 • KYLE HRNCIR
6-2 • 220 • SO-SQ
SAN ANTONIO, TEXAS
JOHNSON

LB



#85 • PHILLIP MOELLER
6-1 • 185 • JR-SQ
PLANO, TEXAS
PLANO

WR



#45 • CHRIS NAGGAR
6-1 • 195 • FR-RS
ARLINGTON, TEXAS
ARLINGTON

K



#39 • EDWARD PEQUENO
6-1 • 235 • SO-SQ
MCALLEN, TEXAS
MCALLEN

LB



#39 • MICHAEL DAVID POUJOL
6-4 • 215 • FR-RS
HOUSTON, TEXAS
MEMORIAL

DS



#23 • JORDAN STRICKLAND
5-10 • 175 • JR-SQ
AURORA, COLO.
CHEROKEE TRAIL

DB



#43 • ROBERT WILLIS
6-4 • 250 • SR-SQ
DRIPPING SPRINGS, TEXAS
DRIPPING SPRINGS

TE



#82 • MICHAEL WILSON
6-4 • 235 • JR-SQ
ARLINGTON, TEXAS
MARTIN

TE



#26 • TIM YODER
5-10 • 195 • JR-SQ
PLANO, TEXAS
PLANO

RB

2017 LONGHORNS FOOTBALL



SIGNING
CLASS

TEXAS FOOTBALL MEDIA GUIDE



2017 SIGNING CLASS



Will be a first-year linebacker for the Longhorns who was named All-State in high school ... was a three-time all-district honoree and was named District 20-5A Co-Defensive Player of the Year as a senior.

HIGH SCHOOL

Coached by Glen West at Brenham ... an all-state and three-time all-district linebacker from Brenham High School ... participated in Nike's The Opening Houston Regional before his senior season ... named District 20-5A Co-Defensive Player of the Year as a senior ... was also named 5A Honorable Mention All-State at defensive line by the Associated Press and Texas Sports Writers Association ... a member of Dave Campbell's Texas Football 2016 Super Team ... ranked as the No. 44 player (No. 27 OLB nationally) in Texas by Rivals ... rated as the No. 73 player in the state (No. 33 WDE nationally) by 247Sports ... ESPN ranks him as the No. 115 (No. 47 OLB nationally) player in Texas ... ranked by Scout as the No. 31 OLB nationally and the No. 5 OLB in Texas ... member of the Waco Tribune's Top 100 ... helped the Cubs to an 8-4 overall record and 5-2 district record to finish as runner up in District 20-5A ... totaled 57 tackles, 19.5 tackles for loss and nine sacks ... also had 14 quarterback hurries ... rushed 30 times for 118 yards and five touchdowns ... added five receptions for 133 yards and two scores ... added a fumble recovery, two forced fumbles and also blocked two field goals ... had six tackles and 2.5 tackles for loss in a season-opening, 39-6 victory over Westside ... defeated Elgin 21-20 and had five tackles, including one for loss and a rushing touchdown in the victory ... had seven tackles and 1.5 tackles for loss in a 45-27 loss to Episcopal ... totaled eight tackles with one tackle for loss in a 27-23, come-from-behind win over Magnolia West ... had five tackles and two rushing touchdowns in a 42-25 victory at Waller ... registered eight tackles in a 31-28 win at Tomball Memorial ... had eight tackles and a season-high 53 rushing yards in a 43-35 win against Tomball ... totaled six tackles, including 1.5 tackles for loss, in a 50-43 setback at Willis ... had four tackles, two tackles for loss and a rushing touchdown in the Cubs' 47-31 win over Huntsville ... had one rushing and one receiving touchdown in a 28-21 loss at Magnolia ... began the 5A Division II UIL State Championships with a 31-28 win over Georgetown ... saw his season come to a close with a round two loss to A&M Consolidated ... was named first-team All-District 19-5A as a junior ... totaled 71 tackles, 15.5 tackles for loss and six sacks ... helped Brenham become a Division II bidistrict finalist ... rushed just 10 times, but had three touchdowns on the ground ... was named second-team All-District 19-5A as a sophomore in 2014.

Will be a first-year defensive back for the Longhorns who was an All-American in high school ... was a two-time All-District honoree and played in the Offense-Defense All-American Bowl following his senior season.

HIGH SCHOOL

Coached by Michael Young at Lake Dallas ... an All-America and two-time all-district defensive back for Lake Dallas ... played in the Offense-Defense All-American Bowl following his senior season ... participated in Nike's The Opening ... named to Dave Campbell's Texas Football 2016 Super Team ... was a unanimous first-team All-District 14-5A selection ... ranked by Rivals as the No. 45 CB nationally and the No. 74 player in the state of Texas ... 247Sports rates him as the No. 53 CB in the country and No. 64 player in Texas ... ESPN lists him as the No. 50 CB nationally and the No. 86 player in Texas ... Scout lists him as the No. 52 CB nationally and the No. 6 CB in Texas ... recognized on the Waco Tribune Top 100 ... also on the Dallas Morning News Top 100 ... totaled 36 tackles and three tackles for loss on the season ... also added one interception, a forced fumble and registered a blocked kick ... offensively he totaled four receptions for 136 yards and a score ... was a second team selection on DCTF's preseason Super Team at cornerback ... had six tackles and a tackle for loss in a season-opening loss to Denton ... also had 56 all-purpose yards ... had one tackle and 55 all-purpose yards to go along with an interception and a touchdown in a 21-9 win over Centennial ... had five tackles and 107 all-purpose yards in a 59-40 road loss to Prestonwood Christian ... had two tackles, a pass deflection and a 26-yard receiving touchdown in a 41-10 win at Newman Smith ... forced a fumble and blocked a field goal in a 48-27 victory against Turner ... totaled two tackles against McKinney North ... once again had two tackles against The Colony ... had three tackles and a tackle for loss in a 42-14 win at Creekview ... registered five tackles against Little Elm ... recorded a season-best eight tackles and a tackle for loss, to go along with an interception, in the Falcons' 28-24 win in the season-finale against Prosper ... was named first-team All-District 6-5A as a junior ... helped the Falcons to a 12-3 record with an appearance in the 5A Division II state semifinals ... Lake Dallas went 6-0 in the district ... totaled 40 tackles, two interceptions and eight pass breakups ... played at the Shelton School in Dallas during his first two seasons in high school.

2017 SIGNING CLASS



Set to be a first-year tight end for the Longhorns who was an All-State performer at nearby Lake Travis HS ... was twice named All-District and led the Cavaliers to the 6A-D1 state championship as a senior.

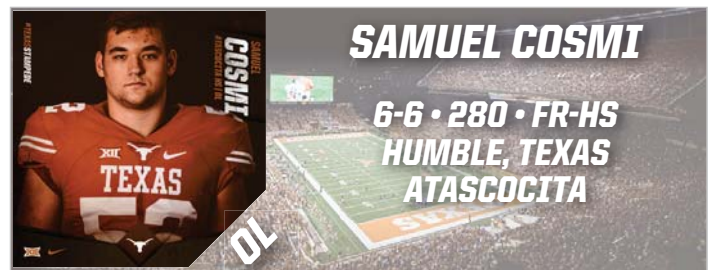
Will be a first-year defensive lineman for the Longhorns who is a transfer from Northeastern Oklahoma A&M College ... was an all-conference player.

HIGH SCHOOL

Coached by Hank Carter at Lake Travis ... an all-state and two-time all-district tight end at Lake Travis High School ... had 115 catches for 1,664 yards and 29 touchdowns in his final two seasons ... was a unanimous first-team All-District 25-6A H-back ... also named All-Centex ... led Lake Travis to the 6A Division I state championship ... named first-team 6A All-State by the Texas Sports Writers Association at tight end ... ranked as the No. 166 player in the state of Texas by 247Sports ... ranked No. 8 at tight end and No. 79 in Texas by ESPN ... ranked as the No. 43 tight end nationally and No. 5 in Texas by Scout ... caught a team-high 64 passes and 14 touchdowns ... totaled 851 receiving yards ... caught one pass for 21 yards in the season-opening 35-28 loss to Judson, Lake Travis' lone loss of the season ... caught 10 passes for 122 yards and a touchdown in a 59-56 overtime win against Cibola Steele ... had two receptions for six yards and a TD against Dallas Jesuit ... caught four passes for 127 yards and a touchdown against Pflugerville Hendrickson ... had a rushing touchdown and 113 all-purpose yards in a win over Hays ... had six catches for 109 yards, and both a rushing and receiving touchdown against Westlake ... caught seven passes for 47 yards and two scores in a 59-0 victory over Vandergriff ... began their playoff run with a 56-7 win over Madison ... caught three passes for 81 yards and two touchdowns in the win ... had seven receptions for 67 yards in a playoff win over Smithson Valley ... caught five passes for 54 yards and a touchdown against Los Fresnos ... totaled six receptions for 78 yards and a touchdown in a playoff win against Westlake ... caught four passes for a season-high three touchdowns in a state semifinal win over Atascocita ... in a 41-13 win over The Woodlands in the state championship, he had seven catches for 79 yards and a touchdown, scoring a 19-yard reception in the third quarter ... was a first team All-State tight end by the Texas Sports Writers Association in 2015 as a junior ... named unanimous first-team All-District 14-6A at H-back ... caught 51 passes for 813 yards and 15 touchdowns ... helped the Cavaliers to a 15-1 finish, with their lone loss coming in the 6A Division II state championship game against Katy ... began his junior season catching three passes for 47 yards and a touchdown against Midway ... had four receptions for 77 yards and a score against Copperas Cove ... both receptions went for touchdowns in a win over Hays as the Cavaliers improved to 3-0 ... had just one catch – a touchdown – in a victory against Del Valle the next week ... recorded three catches for 39 yards against Lehman ... had two catches for 36 yards and a score in a win over Anderson ... caught two passes for 51 yards and a score against Austin ... totaled two catches for 41 yards and a score in a win over rival Westlake ... caught a season-best 10 passes for 111 yards and two touchdowns in a triumph over Bowie the following week ... had two catches for 21 yards in the regular season finale against Akins ... entered the playoffs at 10-0 and made quick work of Pflugerville in the first round as he caught six passes for 67 yards and a score ... went over 100 yards again in a round two victory over Westfield, catching four passes for 107 yards and a touchdown ... rushed for a touchdown and had three receptions for 46 yards to advance past Midway ... had a season-best 117 receiving yards on four receptions, and added a touchdown, in a playoff victory at Rockwall ... totaled three receptions for 13 yards and a TD to advance past Mansfield in the state semifinals ... recorded seven kick return yards in a 34-7 loss in the 6A Division II state championship game against Katy at Houston's NRG Stadium.

PRIOR TO TEXAS

Coached by Clay Patterson at Northeastern Oklahoma A&M and Rance Gillespie at Valdosta High School ... Transfer from Northeastern Oklahoma A&M College ... an all-conference defensive lineman ... 247Sports ranks him as the No. 162 (No. 22 DT) player in the country ... rated No. 23 at his position by ESPN ... named honorable mention All-Southwest Junior College Football Conference (SJCFC) as a sophomore ... played in 10 games in 2016 and totaled 57 tackles (26 solo) ... registered 8.5 tackles for loss and 4.5 sacks ... also recovered four fumbles ... helped his team to a fourth-place finish in the SJCFC with a 4-3 record ... totaled eight tackles, two for a loss, and one-half sack as a freshman in 2015 ... recorded 35 tackles and three tackles for loss as a senior at Valdosta (Ga.) as his Wildcats went 9-2 overall and 4-1 in the region ... defense allowed just 13.6 points per game during his senior season.

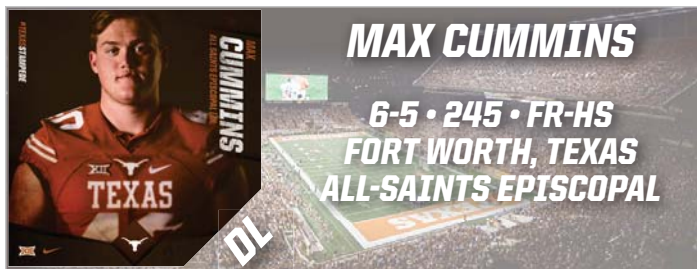


Will be a first-year offensive lineman for the Longhorns who was an All-State performer on the field and garnered Academic All-State honors off the field ... twice named All-District in high school.

HIGH SCHOOL

Coached by Craig Stump at Atascocita High School ... an all-state and two-time all-district honoree ... named second-team 6A All-State by the Associated Press in 2016 ... chosen second-team 6A Academic All-State ... earned third team 6A All-State honors by the TSWA ... tabbed first-team All-District 21-6A ... picked first-team All-Greater Houston and No. 35 in the Houston Top 100 by the Houston Chronicle ... rated No. 97 OT nationally and No. 158 overall in Texas by ESPN ... ranked the No. 101 OT nationally and No. 13 OT in Texas by Scout ... rated the No. 135 OT nationally and No. 193 overall in Texas by 247 Sports ... recorded 66 pancake blocks, 40 knockdowns and no sacks allowed on 445 pass attempts as a senior ... graded 90 percent or above in all 15 games ... part of an offense that averaged 40 points per game, including a four-game stretch averaging 66.0 points per game with two performances of 70-plus points ... helped the offense average 446 total yards per game, including 274 passing and 172 rushing ... helped Atascocita to a 79-19 win over Sterling and a 78-0 win over Goose Creek Memorial ... aided the offense in eight games of 500 or more yards of total offense ... helped produce 548 total yards (286p/262r) against La Porte ... aided the offense in 535 total yards (242p/293r) against Channelview ... helped record 588 total yards (317p/271r) against Sterling ... helped tally 528 total yards (163p/365r) against King ... helped post 566 total yards (401p/165r) against Goose Creek Memorial ... helped register a season-high 632 total yards (445p/187r) against Deer Park ... helped notch 509 total yards (366p/143r) against North Shore ... helped Atascocita to a 13-2 overall record, including a 6-1 district mark, and an appearance in the 6A Division I semifinal playoffs in 2016 ... selected first-team All-District 16-6A in 2015 ... posted 56 pancake blocks, 31 knockdowns and only two sacks allowed on 476 pass attempts as a junior ... graded 85 percent or above in all 14 games ... part of an offense that averaged 44 points per game, including four games of 50 or more points and a season-opening 79 points against Clear Falls ... part of an offense that averaged 492 yards per game, including eight games of 500 or more yards with three of those contests over 600 yards ... helped post 604 total yards (232p/372r) against Oak Ridge ... helped set a season high 679 yards (315p/364r) against Conroe ... helped record 638 total yards (337p/301r) against Cedar Ridge ... helped Atascocita to a 12-2 overall record, including a 5-1 district mark, and an appearance in the 6A Division I quarterfinal playoffs in 2015.

2017 SIGNING CLASS



Set to be a first-year defensive lineman for the Longhorns who was named All-Conference in high school ... led All-Saints Episcopal to their second straight state title in 2016.

Will be a first-year defensive back for the Longhorns who was an All-State selection at Hooks ... twice named District MVP and was a four-time All-District honoree ... named District 7-3A co-Offensive MVP as a senior.

HIGH SCHOOL

Coached by Aaron Beck at All-Saints Episcopal ... an all-conference defensive end at All-Saints Episcopal ... ranked as the No. 201 player in Texas and the No. 78 SDE nationally by 247Sports ... ESPN ranks him as the No. 167 player in Texas ... Scout rates him as the No. 94 DE nationally and the No. 10 SDE in Texas ... a member of the Dallas Morning News Top 100 ... helped lead All-Saints Episcopal to their second straight state title ... ranked second on the team with 72 total tackles as a senior ... had seven tackles for loss and 5.5 sacks ... added two forced fumbles and three pass breakups ... made 13 tackles and had a sack in the season-opener against Prestonwood Christian ... followed that up with 10 tackles, a tackle for loss and 0.5 sack against Trinity Christian ... had seven tackles in a 27-0 win over Nolan Catholic ... totaled nine tackles and one sack against Kinkaid ... had six tackles and one tackle for loss in a 46-26 victory over Episcopal School of Dallas ... had two tackles in a win over St. Mark's ... had nine tackles and one sack against St. John's ... totaled three solo tackles against Houston Christian ... had five tackles in a 44-34 win over Episcopal ... had eight tackles and one tackle for loss in a 57-39 win over Bellaire Episcopal in the Southwest Preparatory Conference 4A Football Championship ... played his first three seasons at Austin St. Andrew's for head coach Ty Detmer ... started on both offense and defense as a sophomore and junior as a tight end and defensive end ... posted 61 tackles, a team-leading 11.5 sacks, 25 tackles for loss, five forced fumbles and one recovered fumble, while catching 19 passes for 290 yards and three touchdowns as a junior ... part of an offense that scored 43.4 points per game, including back-to-back contests with 55 and 62 points against Lee Academy and Cooper, respectively ... part of a defense that held opponents to 10.2 points per game, never allowing more than 14 points and forcing two shutouts ... helped St. Andrew's to an 8-1 overall record, including a 3-0 district mark in 2015 ... also played linebacker as a sophomore and as a freshman ... active in the Chapel Athletic Council ... hopes to major in business at UT.

HIGH SCHOOL

Coached by Chris Birdwell at Hooks High School ... an all-state selection, two-time district MVP and four-time all-district honoree ... a two-way player as a receiver and safety ... chosen co-Offensive MVP of District 7-3A DII in 2016 ... selected first-team all-area ... named 3A first-team All-State by the Texas Sports Writers Association ... tabbed to the 2016 Super Team as a wide receiver by Dave Campbell's Texas Football ... placed No. 44 in the Austin American-Statesman's Fab 55 ... tabbed in the Top 100 in Texas by the Waco Tribune ... rated No. 181 nationally (No. 8 ATH) and No. 24 overall in Texas by 247Sports ... ranked No. 257 nationally (No. 37 WR) and No. 40 overall in Texas by ESPN ... rated No. 30 ATH nationally and No. 4 ATH in Texas by Scout ... ranked the No. 38 ATH nationally and No. 49 overall in Texas by Rivals ... totaled 1,503 yards on offense with 875 rushing yards and 15 touchdowns on 74 carries (11.8 ypc) to go along with 628 receiving yards and five touchdowns on 29 receptions (21.7 ypr) as a senior ... on defense, registered 107 tackles, two interceptions with one for a touchdown, two forced fumbles and one fumble recovery ... part of an offense that averaged 369.4 yards per game and 29.5 points per game, including five games of 40 or more, also part of a defense that held opponents to 14 points or fewer four times and to averages of only 97.3 passing yards and 248.8 total yards per game ... rushed five times for 93 yards and two touchdowns and blocked a PAT against Mount Vernon ... caught a 54-yard touchdown pass against Hughes Springs ... helped Hooks to a 6-6 overall record, including a 4-2 district mark, and an appearance in the 3A Division II area playoffs in 2016 ... named to the 2016 Texarkana Gazette Dream Team ... named first-team 3A All-State as a defensive back by the Associated Press and honorable mention as a defensive back by the Texas Sports Writers Association in 2015 ... tabbed co-MVP of District 7-3A DII ... chosen first-team all-area ... recorded 1,400 total yards and 12 touchdowns, including 28 catches for 490 yards and five touchdowns, and 33 rushes for 400 yards and four touchdowns on offense, along with 69 tackles, six interceptions (three returned for touchdowns) and four pass breakups on defense as a junior ... part of an offense that averaged 31.0 points and 208.8 rushing yards per game, and a defense that limited opponents to 10.0 points per game ... helped Hooks to a 9-2 overall record, including district title with a 5-0 mark, and an appearance in the 3A Division II bidistrict playoffs in 2015 ... selected unanimous first-team All-District 7-3A DII as a wide receiver, along with receiving second-team honors as a kick returner in 2014 ... accounted for 17 receptions for 462 yards (27.2 ypr) and five touchdowns, and 26 carries for 194 rushing yards (7.5 ypc) and four touchdowns on offense as a sophomore ... notched 51 tackles on interception return for a touchdown, one sack, one forced fumble and two punt returns for touchdowns ... helped Hooks to an 8-3 overall record and an appearance in the 3A Division II bidistrict playoffs in 2014 ... selected honorable mention All-District 8-2A DI in 2013 ... totaled 96 tackles, two interceptions, two fumble recoveries and one forced fumble as a freshman ... also played baseball in high school ... won the Class 3A Triple Jump in 2017.

2017 SIGNING CLASS



Will be a first-year defensive lineman for the Longhorns who was a high school All-American ... also named All-State and a three-time All-District performer ... played in the Offense-Defense All-American Bowl.

HIGH SCHOOL

Coached by Scott Steward at Temple High School ... an All-American, all-state and three-time all-district defensive end from Temple ... played in the 2016 Offense-Defense All-American Bowl ... named first team 5A All-State by the Texas Sports Writers Association ... was a first team All-District 18-5A player at defensive end ... also named to the Dave Campbell's Texas Football 2016 Super Team ... ranked as the No. 56 player in Texas and the No. 22 WDE nationally by Rivals ... 247Sports rates him as the No. 214 (No. 15 DE) player nationally and the No. 29 player in Texas ... rated by ESPN at No. 146 on the ESPN300 as well as No. 13 at his position and No. 25 in Texas ... rated No. 147 (No. 12 DE) nationally and No. 3 in both Texas and the region at his position ... ranked No. 12 at his position, No. 3 in Texas and also the No. 147-ranked player in the country by Scout ... listed at No. 26 on the Austin American-Statesman's Fab 55 ... No. 1 in the Tribune-Herald's Centex 25 ... DCTF's Tops in Texas on the defensive line ... battled injuries throughout the season, but helped his Temple team to an appearance in the 5A Division I state championship game ... totaled two tackles in each of the season's first two wins against Belton and Round Rock ... was back on the field in a win over A&M Consolidated where he had two tackles and a sack ... registered two tackles in a win over Rudder ... had five tackles, two tackles for loss and a sack in a three-point win over Waco ... had three tackles and a sack against College Station ... had four tackles, a tackle for loss and a QB hurry against College Station in the regular-season finale ... made a huge impact with four sacks in a 24-10 win over Corsicana in the first round of the 5A Division I state playoffs ... totaled six tackles and a sack in a three-point win over Pflugerville Connally ... defeated Port Arthur Memorial with five tackles, a sack and a QB hurry in the win ... totaled five tackles with a sack in a one-point win over Manvel to advance to the state semifinals ... registered seven tackles in a semifinal win over Foster ... despite a loss in the state championship game to Highland Park, managed two tackles, a sack and a quarterback hurry ... was named to DCTF's preseason Super Team prior to his senior season ... named first team All-State by the Associated Press Sports Editors as a junior in 2015 ... also named first-team All-State by the Texas Football Writers Association ... was named MVP of District 17-5A ... totaled 23 tackles for loss, 11.5 sacks and forced three fumbles ... helped Temple to a 12-2 record, including a 6-0 district record ... was a regional finalist in the 5A Division I playoffs ... as a sophomore, was named District 17-5A Newcomer of the Year ... Temple made an appearance in the 5A Division I state championship game against Aledo in 2014.



Set to be a first-year linebacker for the Longhorns who is a transfer from Dodge City Community College ... was named All-Region and two-time All-Kansas Jayhawk Community College performer at inside linebacker.

PRIOR TO TEXAS

Coached by Gary Thomas at Dodge City CC and Brian Knapp at Douglas High School ... transfer from Dodge City Community College (DCCC) ... an All-Region and two-time All-Kansas Jayhawk Community College (KJCCC) performer at inside linebacker ... finished his career with a school-record 215 tackles and also had 11.5 sacks (second in school history) in two seasons ... his five career interceptions were third in school history ... ranked as the No. 4 JUCO player by Rivals ... No. 5 (No. 1 ILB) nationally by 247Sports ... No. 9 (No. 1 ILB) on the ESPNJCS50 ... No. 3 in the class by Scout ... named first team NJCAA Region VI as a sophomore in 2016 ... also earned first team All-KJCCC ... helped Dodge City to a 7-4 overall record and No. 16 ranking in the final NJCAA poll ... totaled 82 tackles (52 solo) despite playing in just nine games ... had 13 tackles for loss, three sacks, three forced fumbles, two fumble recoveries, an interception, one pass breakup and three quarterback hurries ... had 10 tackles, two tackles for loss and a sack, with one forced fumble and an interception in a 45-21 win against Iowa Central ... once again had 10 tackles with three tackles for loss, a sack, a forced fumble and a fumble recovery the next week against Ellsworth CC ... had a season-high 15 tackles (10 solo) with 2.5 tackles for loss in a 37-32 win at Independence ... had eight tackles and a fumble recovery the following week against Iowa Western ... totaled 12 tackles and three tackles for loss, including a sack, against Garden City ... totaled 10 tackles, two tackles for loss, a forced fumble and a QB hurry against Coffeyville ... led the KJCCC and was third nationally with 133 tackles (second in school history) as a freshman ... was also fifth in the league with 8.5 sacks (fifth in school history) and fourth with four interceptions (fifth school history) ... totaled four forced fumbles, two fumble recoveries and three defensive touchdowns ... helped Conquistadors to a 9-3 record, including a 6-1 KJCCC record to be crowned co-champions ... had 12 tackles and an interception in the season opener ... had 16 tackles and a fumble recovery against Independence ... totaled 10 tackles, a sack and a forced fumble at Fort Scott ... recorded 13 tackles at Butler Community College ... had a career-high 20 tackles with 2.5 tackles in a win over Iowa Central ... ended the season with three straight double-digit tackle performances ... had 10 tackles, three tackles for loss and a sack at Coffeyville ... was named NJCAA and KJCCC Defensive Player of the Week after 51-26 victory over Highland in which he had 11 tackles, three tackles for loss, a sack, two forced fumbles and two interceptions ... ended the season with 12 tackles and a fumble recovery in the Salt City Bowl against Snow College ... was a three-sport athlete at Douglas High School ... won the 2015 Alabama Class 5A state title in the 100-meter dash with a time of 10.59.

2017 SIGNING CLASS



DEREK KERSTETTER

**6-5 • 300 • FR-HS
SAN ANTONIO, TEXAS
REAGAN**



REESE LEITAO

**6-4 • 235 • FR-HS
JENKS, OKLA.
JENKS**

Will be a first-year offensive lineman for the Longhorns who garnered All-America honors out of high school ... was a three-time All-District honoree ... competed in the 2017 U.S. Army All-American Bowl ... also earned Academic All-State honors.

HIGH SCHOOL

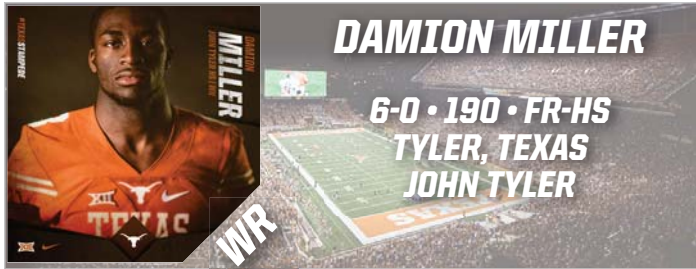
Coached by David Wetzel at San Antonio Reagan ... an All-America and three-time all-district honoree ... selected to participate in the 2017 U.S. Army All-American Bowl ... earned 2017 second-team Academic All-State honors ... chosen unanimous first-team All-District 26-6A and a second-team District Academic All-Star ... named to the San Antonio Express-News 6A All-Area Team ... chosen to the 2016 Super Team by Dave Campbell's Texas Football ... tabbed in the Top 100 in Texas by the Waco Tribune ... rated No. 410 nationally (No. 27 OG) and No. 52 overall in Texas by 247Sports ... rated the No. 37 OG nationally and No. 7 OG in Texas by Scout ... ranked the No. 45 OT nationally and No. 59 overall in Texas by Rivals ... ranked the No. 82 OG nationally and No. 161 overall in Texas by ESPN ... part of an offense that averaged 29.1 points per game, including six games of 30 points or more, and 240 yards rushing per game as a senior ... helped the offense score a season-high 56 points against Lee ... helped Reagan to a 9-2 overall record, including a district championship with a 6-0 mark, and an appearance in the 6A Division 1 bisdistrict playoffs in 2016 ... selected first-team All-District 26-6A in 2015 ... tabbed second-team San Antonio Express-News 6A All-Area Team ... part of an offense that averaged 44.2 points per game as a junior ... helped the offense to a four-game stretch averaging 59.8 points per game, including a season-high 76 against Lee ... part of an offense that generated 5,085 total yards (462.3 ypg), including 3,055 rushing yards (277.7 ypg) and 2,030 passing yards (184.5 ypg) ... helped Reagan to a 10-1 overall record, including a district championship with a 6-0 mark, and an appearance in the 6A Division 1 bisdistrict playoffs in 2015 ... earned honorable mention All-District 26-6A honors in 2014 ... part of an offense that totaled 5,367 total yards (383.4 ypg), including 3,225 rushing yards (230.4 ypg) and 2,030 passing yards (153.0 ypg) as a sophomore ... helped Reagan to a 12-2 overall record, including a district championship with a 6-0 mark, and an appearance in the 6A Division 1 regional playoffs in 2014 ... father, Devin, was a tight end, and mother, Julie, played volleyball at West Texas A&M; older brother, Drew, played tight end at the Colorado School of Mines.

Will be a first-year tight end for the Longhorns who was a two-way player at Jenks ... was an All-State honoree as a tight end (Tulsa World) and defensive lineman (The Oklahoman) ... was the District 6A-1 Division 1 Player of the Year as a senior.

HIGH SCHOOL

Coached by Allan Trimble at Jenks High School ... an all-state honoree who was a two-way player at Jenks as a tight end and defensive end ... named first-team All-State as a defensive lineman by The Oklahoman and first-team All-State as a tight end by the Tulsa World in 2016 ... picked to the All-USA Oklahoma First Team as a tight end by USA Today ... chosen first-team All-World area as a defensive lineman by the Tulsa World ... selected District 6A-1 Division 1 Player of the Year and first-team all-district ... ranked the No. 11 TE nationally and No. 4 overall in Oklahoma by Rivals ... rated No. 491 nationally (No. 14 TE) and No. 9 overall in Oklahoma by 247Sports ... ranked the No. 22 TE nationally and No. 1 TE in Oklahoma by Scout ... rated the No. 28 TE nationally and No. 16 overall in Oklahoma by ESPN ... caught 34 passes for 423 yards and four touchdowns on offense, while registering 55 tackles, nine sacks, five pressures, two pass breakups and two fumble recoveries on defense as a senior ... part of an offense that averaged 48.4 points per game, including seven games of 50 or more and two of 60 or more ... part of a seven-game stretch averaging 57.4 points per contest ... collected two receptions and two sacks against Owasso ... caught the winning TD pass with 40 seconds left against eventual 6A Division 2 champion Bixby ... caught six passes with one touchdown against Springdale Har-Ber ... part of an offense and defense that posted 55-0 win against Norman ... helped Jenks to an 11-1 overall record, including 10-0 regular season record and a district championship with a 6-0 mark, and an appearance in the 6A Division 1 state semifinals in 2016 ... pulled in 14 receptions for 308 yards (22.0 ypr) and two touchdowns as a junior ... part of an offense that averaged 51.3 points per game and 502.4 total yards per game (6,029 yards) ... the scoring average included four games of 60 or more points and one 70-point contest against Yukon ... the total offense included balance of 251.4 rushing yards (3,017 yards) and 251.0 passing yards (3,012 yards) per game ... helped Jenks to its fourth consecutive 6A Division 1 state title following an 11-1 record, including a 6-1 district mark in 2015 ... caught 11 passes for 94 yards and three touchdowns as a sophomore in 2014 ... part of an offense that averaged 38.4 points and 414.3 total yards per game ... helped Jenks to the 6A Division 1 state title following an 11-2 overall record, including a 7-0 district mark in 2014 ... played his freshman season at Rock Bridge High School in Columbia, Mo. ... father, Dave Leitao, is head men's basketball coach at DePaul University and played collegiate basketball at Northwestern, while also having served as head coach at the University of Virginia ... moved Jenks after his father became an assistant coach at Tulsa University and remained for his senior year after his family moved to Chicago ... also played basketball in high school.

2017 SIGNING CLASS



Will be a first-year wide receiver for the Longhorns ... was an All-State and three-time All-District honoree in high school ... was a unanimous first-team All-District 11-6A as a senior in 2016.

Will be a first-year wide receiver for the Longhorns from Winter Park, Fla. ... was an All-State and All-District performer ... played wideout, running back and also on defense in high school.

HIGH SCHOOL

Coached by Ricklan Holmes at John Tyler High School ... an all-state and three-time all-district honoree ... totaled over 2,400 all purpose yards and 18 touchdowns in his last two seasons playing offense, defense and special teams ... named unanimous first-team All-District 11-6A as a wide receiver in 2016 ... chosen to the 2016 Super Team by Dave Campbell's Texas Football ... placed No. 36 in the Austin American-Statesman's Fab 55 ... tabbed in the Top 30 in Texas by the Waco Tribune ... ranked No. 152 nationally (No. 22 WR) and No. 26 overall in Texas by ESPN ... rated No. 154 nationally (No. 22 WR) and No. 6 WR in Texas by Scout ... ranked No. 164 nationally (No. 24 WR) and No. 23 overall in Texas by 247Sports ... rated No. 207 nationally (No. 36 WR) and No. 29 overall in Texas by Rivals ... tallied 41 receptions for 922 yards (22.5 ypr) and eight touchdowns on offense, along with 47 tackles, two interceptions, six passes defended and one blocked field goal on defense, in addition to 319 kickoff return yards as a senior ... notched five games of at least 90 yards receiving and eight games of at least four tackles ... opened the season with four catches for 133 yards (33.3 ypr) and two touchdowns against Plano West ... secured a 93-yard touchdown reception against Ennis ... registered seven receptions for 90 yards and one touchdown against Longview ... posted both a receiving touchdown and an interception return touchdown (40 yards) against Horn ... set season highs with eight receptions and 159 receiving yards (19.9 ypr), including one touchdown, to go along with eight tackles and four kickoff returns against Lufkin ... helped John Tyler to an 11-2 overall record, including a district championship with a 6-1 mark, and an appearance in the 6A Division II regional playoffs in 2016 ... tabbed to the preseason 2016 Super Team by Dave Campbell's Texas Football ... selected honorable mention 5A All-State by the Texas Sports Writers Association as a wide receiver in 2015 ... chosen first-team All-District 16-5A ... recorded 41 catches for 912 yards and nine touchdowns on offense, along with 23 tackles, three passes defended and one forced fumble on defense, and 166 kickoff return yards as a junior ... tallied seven games with at least four receptions ... posted 12 tackles against Longview ... made five receptions for 177 yards (35.4 ypr) and three touchdowns against Whitehouse ... secured back-to-back 100-yard receiving games with three catches for 102 yards (34.0 ypr) and one touchdown against Jacksonville, and four catches for 113 yards (28.3 ypr) and one touchdown against Nacogdoches ... set a season high with six receptions, including one touchdown, against Texas ... helped John Tyler to an 8-4 overall record, including a district championship with a 7-0 mark, and an appearance in the 5A Division I area playoffs in 2015 ... tabbed honorable mention All-District 16-5A as both a wide receiver and defensive back in 2014 ... helped John Tyler to a 12-3 overall record, including a 6-1 district mark, and an appearance in the 5A Division I semifinal playoffs in 2014.

HIGH SCHOOL

Coached by Tim Shifflet at Winter Park High School ... an all-state and all-district player at Florida's Winter Park High School ... was an all-purpose player who played at wide receiver, running back and on defense ... ranked as the No. 113 WR nationally and the No. 109 player in Florida by 247Sports ... ranked as the No. 138 player in Florida by ESPN ... rated as the No. 68 WR nationally, No. 28 WR in the south and No. 10 in Florida at the position by Scout ... ranked No. 5 on the Orlando Sentinel's Central Florida Super60 ... named Florida Class 8A first-team All-State utility player as a senior ... named District 11 Player of the Year by the Florida Athletic Coaches Association ... was named Orlando Sentinel's Ironman of the Year which goes to a standout who plays on more than one side of the ball ... compiled 1,520 total yards as a receiver, rusher, return specialist and defensive back for the district champion Wildcats ... rushed 86 times for 768 yards and 12 touchdowns ... also caught 31 passes for 431 yards ... also added 49 tackles, three interceptions and 12 passes defended ... began the season with a 27-26 road loss at Lake Nona, a game in which he had three catches for 68 yards and four tackles ... had six carries for 158 yards and three touchdowns the following week in a 50-14 win over West Orange ... totaled eight carries for 120 yards and a touchdown against Freedom the following week in a win ... also had two receptions for 27 yards, four tackles, a 95-yard kickoff return for a touchdown and a 30-yard punt return in the win ... rushed seven times for 84 yards and a touchdown in a 42-0 win over Colonial ... added four tackles ... had nine carries for 72 yards and two catches for 25 yards in a loss at Wekiva ... helped his team to a 7-0 shutout win against Timber Creek the following week, totaling three tackles, four pass breakups and 19 yards of offense ... had seven catches for 102 yards in a win over University ... also had five tackles and a 24-yard kickoff return in the game ... scored twice and totaled 86 yards from scrimmage in a road victory at Boone ... also had three tackles and an interception ... totaled 77 yards in a home loss to Spruce Creek ... totaled nine rushes for 41 yards and a score in a win over Olympia ... had an interception and three pass breakups in the victory ... began the FHSAA Class 8A playoffs with a 30-21 victory over Wekiva ... had seven rushes for 22 yards and a touchdown in the first round ... added three receptions for 38 yards ... also had six tackles and two pass breakups ... helped his Wildcats defeat Timber Creek 35-21 in the second round of the playoffs ... had 10 rushes for 30 yards and a touchdown in the game to go along with one 39-yard reception ... also had a season-high nine tackles, a 22-yard interception return and a 42-yard punt return in the playoff victory ... had a huge game in a season-ending 48-31 loss to Seminole in which he rushed 10 times for 135 yards and two touchdowns while also catching four passes for 35 yards ... played in 10 games as a junior and totaled eight touchdowns ... recorded 515 yards and 17 receptions with seven scores ... added 34 rushing yards on eight attempts and a touchdown ... also had 29 tackles, an interception and five pass deflections ... registered 101 yards on four kickoff returns ... as a sophomore at Montverde Academy, totaled three touchdowns, 34 tackles (20 solo) and an interception for the Eagles who went 7-3 overall ... transferred to Winter Park following the 2014 season when Montverde Academy discontinued its football program ... ran short sprints and competed in the long jump at Winter Park ... made the FHSAA District 4 meet in the 100, long jump and 4x100 ... qualified for the state meet in the long jump and 4x100 ... second cousin of former Florida Gators and NFL twin brothers Maurkice (Steelers) and Mike (Dolphins) Pouncey.

2017 SIGNING CLASS



Set to be a first-year defensive back for the Longhorns ... was an All-American in high school, playing in the 2017 Offense-Defense Bowl ... was an All-State and two-time All-District honoree.

Will be a first-year running back for the Longhorns ... was a two-time All-District honoree in high school ... also earned distinction on the Academic All-District team.

HIGH SCHOOL

Coached by Bobby Reyes at Nacogdoches ... an All-America, all-state and two-time all-district honoree ... selected to participate in the 2017 Offense-Defense Bowl ... invited to participate in Nike's 2016 The Opening ... chosen second-team 5A All-State by the Associated Press in 2016 ... named honorable mention All-State by the TSWA ... tabbed unanimous first-team All-District 17-5A as a safety and was also honored as the utility player of the year ... named second-team "Tops in Texas," and chosen to the 2016 Super Team by Dave Campbell's Texas Football ... tabbed in the Top 50 in Texas by the Waco Tribune ... rated No. 222 nationally (No. 23 CB) and No. 4 CB in Texas by Scout ... ranked the No. 33 CB nationally and No. 45 overall in Texas by Rivals ... rated the No. 36 CB nationally and No. 63 overall in Texas by ESPN ... ranked No. 422 nationally (No. 40 CB) and No. 54 overall in Texas by 247Sports ... compiled 71 tackles, 10 tackles for loss, two interceptions, five pass breakups, two forced fumbles and four fumble recoveries on defense with 15 receptions for 210 yards and four touchdowns on offense as a senior ... registered a 95-yard kickoff return touchdown, nine tackles, including three tackles for loss, one forced fumble and one recovered fumble against Kilgore ... collected a 75-yard punt return touchdown, five tackles, including one tackle for loss, and one pass breakup against Tyler Lee ... totaled 11 tackles, including three tackles for loss, one forced fumble and one recovered fumble against Hallsville ... pulled in an interception and recovered a fumble against Gilmer ... posted 11 tackles, including one tackle for loss, two pass breakups and one fumble recovery against Corsicana ... registered six tackles, including one tackle for loss, one interception, and two pass breakups against Whitehouse ... named to the 2016 Texarkana Gazette Dream Team ... chosen first-team All-District 16-5A as a defensive back in 2015 ... posted 33 tackles, nine pass breakups, one interception and one tackle for loss as a junior ... hauled in an interception against Hallsville ... notched 10 tackles and three pass breakups against Carthage ... collected four tackles and two pass breakups against Lindale ... recorded three tackles and two pass breakups against John Tyler ... helped Nacogdoches to a 7-4 overall record, including a 4-3 district mark, and an appearance in the 5A Division II bidistrict playoffs in 2014.

HIGH SCHOOL

Coached by Matt Meekins at Westfield High School ... a two-time all-district honoree ... a unanimous first-team All-District 16-6A selection in 2016 ... tabbed Academic All-District ... placed No. 23 in the Houston Top 100 by the Houston Chronicle ... chosen to the 2016 Super Team by Dave Campbell's Texas Football ... rated No. 674 nationally (No. 38 RB) and No. 85 overall in Texas by 247Sports ... ranked the No. 38 RB nationally and No. 97 overall in Texas by Rivals ... rated the No. 41 RB nationally and No. 7 RB in Texas by Scout ... ranked the No. 45 RB nationally and No. 89 overall in Texas by ESPN ... rushed for 1,290 yards and 19 touchdowns on 176 carries (7.3 ypc) ... also caught five passes for 87 yards and two touchdowns ... posted 128 yards on 20 carries (6.4 ypc) against Trinity ... put together a string of three-straight 100-yard games in which he totaled 486 yards and six touchdowns on 18 carries (27.0 ypc) ... during that he rushed for 118 yards and two touchdowns on four carries (29.5 ypc) against MacArthur, 219 yards and one touchdown on six carries (36.5 ypc) against Nimitz, and 149 yards and three touchdowns on eight carries (18.6 ypc) against Aldine ... registered 90 yards and three touchdowns on 11 carries (8.2 ypc) against West Brook ... helped Westfield to a 10-4 overall record, including a district championship with a 7-0 mark, and an appearance in the 6A Division II quarterfinal playoffs in 2016 ... chosen first-team All-District 15-5A in 2015 ... posted 726 rushing yards and eight touchdowns on 123 carries (5.9 ypc) ... opened the season with 144 rushing yards on 23 carries (6.3 ypc) against Manvel ... scored two touchdowns as part of four carries for 79 yards (19.8 ypc) against Montgomery ... totaled 136 rushing yards and one touchdown on 17 carries (8.0 ypc) against Klein Oak ... helped Westfield to an 11-2 overall record, including a district championship with a 7-1 mark, and an appearance in the 6A Division II area playoffs in 2015 ... played primarily at linebacker as a sophomore with 27 tackles, six sacks and two forced fumbles in 2014 ... helped Westfield to a 13-2 overall record, including a district championship with a 7-0 mark, and an appearance in the 6A Division II semifinal playoffs.

2017 LONGHORNS FOOTBALL



COACHING
STAFF

TEXAS FOOTBALL MEDIA GUIDE



2017 COACHING STAFF • TOM HERMAN



TOM HERMAN



HEAD COACH

A Texas Ex and former University of Texas graduate assistant with deep ties to the state of Texas, including the last two seasons as head coach at the University of Houston, Tom Herman was named the 30th Head Football Coach at The University of Texas on Nov. 26, 2016.

Herman comes to Texas after compiling a 22-4 record in two seasons at Houston, the fourth-best record in the FBS in that span. His first season as head coach at Texas will mark his 14th spent in the state of Texas out of 20 years coaching on the collegiate level. That includes his time as a graduate assistant at UT (1999-2000), where he earned a master's degree in education.

Following his first season at UH, Herman was named a finalist for the Eddie Robinson and Bear Bryant Coach of the Year Awards, while also being chosen as the Football Writers Association of America's First-Year Coach of the Year and the American Athletic Conference's Co-Coach of the Year.

Herman became just the fourth head coach in NCAA history with at least 13 wins in a rookie season, joining Chris Petersen (Boise State - 2006), George Woodruff (Penn - 1892) and Walter Camp (Yale - 1888), and just the fifth head coach in NCAA history to win the first 10 games of his career, joining Petersen, Larry Coker (Miami - 2001), Woodruff and Camp in accomplishing the feat.

He led the Cougars to their first New Year's Bowl in 30 years, its second 13-win season in program history and its 11th conference championship in program history by claiming the inaugural AAC Championship. He led all FBS coaches in their first year with a program with 13 wins as Houston finished third nationally with a 92.9 winning percentage at 13-1.

With a 38-24 win over No. 9 Florida State in the Chick-fil-A Peach Bowl, Herman joined College Football Hall of Famer Bill Yeoman as just the second coach in Houston history with a win in one of the New Year's Six bowls and the second with a bowl victory over a top-10 opponent. Houston ended the 2015 season ranked No. 8 in the Associated Press and USA Today Coaches polls, its highest finish since ranking No. 5 in 1979, and just the sixth time in program history to finish in the top 10.

Houston was one of just two schools nationally to play at least four ranked opponents in 2015 and remain undefeated in those contests, while it was one of eight teams nationally with at least four wins against ranked opponents. Three of those wins came by double-digits, the fourth-best total in the nation.

Under Herman's leadership, Houston was third nationally with seven wins of 21 points or more and had 10 wins by double-digits. Houston's lone loss, a 20-17 decision at UConn, came without starting quarterback Greg Ward Jr., and most of the game without defensive leader Elandon Roberts, who led the nation with 88 solo tackles.

Ranking 10th in scoring offense (40.4 points per game) and 21st in scoring defense (20.7 points per game), Houston was the only program in the nation to rank in the top 10 in scoring offense and the top 25 in scoring defense. UH ranked fifth nationally with an average margin of victory of 19.7 points per game. The Cougars ranked eighth nationally in rushing defense, allowing just 108.9

yards per game, while ranking 13th in rushing offense with an average of 235.8 yards per game. Houston was the only team in the nation to rank in the top 13 in both categories.

In Herman's first semester at Houston, the UH Football program set the mark for most hours passed per student-athlete in a spring semester with an average of 13.5 hours per student-athlete. The team recorded its highest semester GPA in the last four years, and third-highest spring semester GPA in program history, to bolster its cumulative GPA to the second-highest mark in program history.

In 2016, Herman guided his program to a 9-3 record, including wins over No. 3 Oklahoma and No. 3 Louisville. Houston became the first program nationally to defeat two top-five teams. Herman's Cougars join Alabama as the only two teams in the nation with double-digit wins over two top-10 teams this season.

Houston ranked as one of the most efficient and disciplined teams in the country under Herman, as their offense ranked 34th and the defense 15th when he was hired by the Longhorns.

In the regular season, Houston's offense ranked 15th in third down conversions, sixth in completion percentage, ninth in first downs and 21st in scoring offense in 2016. Ward, Jr. led the Cougars offense, as he was named a semifinalist for both the Davey O'Brien Award and The Earl Campbell Tyler Rose Award. He finished the regular season with 3,328 passing yards and 518 rushing yards. He was 294-of-435 (67.6%) passing, ranking in the top-12 nationally in completion percentage, completions per game and passing yards. He had 31 total touchdowns in 12 games. For his career, Ward is fifth in Houston history with 8,202 passing yards, 52 touchdown passes and 699 completions.

Defensively, Houston featured the nation's third-ranked rush defense in addition to the nation's 15th-best defense in total yards allowed. The Cougars were third nationally with five defensive touchdowns on the season and allowed just 22.6 points per game in 12 regular season contests. They also ranked as one of the nation's best in bringing pressure, ranking in the top-20 in sacks (13th) and tackles for loss (19th). Freshman DT Ed Oliver, an All-American, was sixth nationally with 19.5 tackles for loss. He added seven quarterback hurries and led all defensive linemen nationally with his nine pass breakups. LB Steven Taylor, the Cougars leading tackler, ranked 26th nationally with 8.5 sacks. As a team, Houston finished the regular season with 90 tackles for loss and 37 sacks.

Prior to his arrival at Houston, Herman helped develop record-setting and explosive offenses in each of his 10 seasons as an offensive coordinator, including three seasons as offensive coordinator and quarterbacks coach at Ohio State where he won the 2014 Broyles Award as the nation's top assistant coach. He helped the Buckeyes win the 2015 College Football Championship (following the 2014 season) with third-string quarterback Cardale Jones under center in wins over Alabama and Oregon, and a Big Ten Championship win over Wisconsin.

Herman's 2014 Ohio State offense finished the season ranked fifth in scoring offense at 44.8 points per game and ninth in total

THE HERMAN FILE

Hometown _____ Simi Valley, Calif.
 College _____ Cal Lutheran (1997), Texas (2000)
 Wife _____ Michelle
 Children _____ Priya, TD, Maverick

HERMAN YEAR-BY-YEAR

Year	School	Record	Postseason
2017	Texas	0-0	N/A
2016	Houston	9-3	Las Vegas Bowl
2015	Houston	13-1	Peach Bowl
2014	Ohio State (OC/QBs)		CFP National Champions
2013	Ohio State (OC/QBs)		Orange Bowl
2012	Ohio State (OC/QBs)		
2011	Iowa State (OC/QBs)		Pinstripe Bowl
2010	Iowa State (OC/QBs)		
2009	Iowa State (OC/QBs)		Insight Bowl
2008	Rice (OC/QBs)		Texas Bowl
2007	Rice (OC/QBs)		
2006	Texas State (OC/QBs)		
2005	Texas State (OC/QBs)		FCS Semifinals
2004	Sam Houston State (ST/WRs)		FCS Semifinals
2003	Sam Houston State (ST/WRs)		
2002	Sam Houston State (ST/WRs)		
2001	Sam Houston State (ST/WRs)		FCS Quarterfinals
2000	Texas (Offensive GA)		Holiday
1999	Texas (Offensive GA)		Orange
1998	Texas Lutheran (WRs)		

CAREER RECORD (2 seasons) _____ **22-4 (.846)**
BOWL RECORD _____ **1-0 (1.000)**

offense at 511.6 yards per game despite losing Heisman Trophy candidate quarterback Braxton Miller prior to the season. With freshman J.T. Barrett taking over the reins, Herman molded the quarterback into a formidable leader who finished fifth in the Heisman Trophy voting and was named a FWAA Freshman All-American.

The Buckeyes claimed the 2014 Big Ten Championship with a 59-0 win over Wisconsin as Herman's offense rolled to 558 total yards with Jones under center after an injury to Barrett in the regular-season finale.

The offense continued to roll in Ohio State's 42-35 College Football Playoff semifinal win over Alabama. Facing a defense that entered the game ranked fourth nationally in scoring defense at 16.6 points per game, Herman's offense exploded for 42 points and 537 total yards. The balanced attack yielded 256 passing yards and 281 rushing yards.

In the championship game against Oregon, Herman's offense piled up 538 total yards with 242 through the air and 296 on the ground in a 42-20 win. The 42 points marked the most scored on Oregon during the 2014 season.

Herman's quarterbacks in 2014 ranked second nationally with a team passing efficiency rating of 167.72, while Barrett was second nationally with a rating of 169.8 and sixth nationally with an Ohio State record 34 passing touchdowns while also adding 11 touchdowns on the ground for a Big Ten record of 45 touchdowns responsible for. The Buckeyes' offense was sixth nationally with an average of 6.98 yards per play and second nationally with 46 plays of 30 yards or longer and 17 plays of 50 yards or longer.

Barrett, the Big Ten's 2014 Griese-Brees Quarterback of the Year, was one of four offensive players to receive All-Big Ten honors in 2014 and was the third offensive player to receive a major Big Ten award under Herman's leadership as Carlos Hyde was named the 2013 Ameche-Dayne Running Back of the Year and Miller was



2017 COACHING STAFF • TOM HERMAN

named the Graham-George Offensive Player of the Year and the Griese-Brees Quarterback of the Year in both 2012 and 2013.

After leading the Big Ten in scoring in 2012 at 37.2 points per game and ranking 10th nationally in rushing at nearly 250 yards per game, Ohio State's offense under Herman went to a new level in 2013 by ranking third nationally in scoring with 45.5 points per game and fifth in rushing with 308.6 yards per game.

The Buckeyes were successful through the air as well. Among the 12 single season records to fall in 2013 were most touchdown passes (38) with top-five school totals in passing yards (2,846), attempts (368) and completions (238). Additional records were set in rushing yards in a season (4,321 yards, which also is a Big Ten Conference record), most total touchdowns (82) and most total offensive yards (7,167), yards per play (7.1) and yards per game (511.9).

Miller finished fifth and ninth in the Heisman Trophy voting in 2012 and 2013, respectively. Additionally, he set the school record for total offense and was a finalist for the Davey O'Brien and Manning Awards in 2012 and in 2013 he led the Big Ten in passing efficiency.

Herman, who was named the 2013 Rivals.com Big Ten Recruiter of the Year and national Top 25 recruiter, arrived in Columbus after spending three years as the offensive coordinator and quarterbacks coach at Iowa State.

During his time at Iowa State from 2009-11, Herman's well-balanced offense was very evident as Iowa State quarterback Austen Arnaud ended his career as the Cyclones' No. 2 all-time leading passer with 6,777 yards and 42 touchdown passes, while running back Alexander Robinson finished his Iowa State career as the Cyclones' fourth all-time leading rusher with 3,309 yards.

Herman spent 2007 and 2008 as offensive coordinator at Rice before heading to Iowa State. During his two seasons with the

Owls, his offenses broke over 40 school records and, in his second season, the Owls won 10 games and went to a bowl for the first time since 1954.

Rice ranked in the Top 10 nationally in 2008 in passing offense (fifth; 327.8), scoring offense (t-eighth; 41.6) and total offense (10th; 472.3). Two Rice receivers had more than 1,300 yards receiving that year. Tight end James Casey had 111 catches and quarterback Chase Clement was named Conference USA MVP.

Rice's spread attack completed nearly two-thirds (65.6%) of its passes, and its touchdown-to-interception ratio of 48-to-7 was an NCAA FBS best. The quick-strike Owls had 30 scoring drives of five plays or less in 2008 and 31 scoring marches of less than two minutes.

Prior to Rice, Herman directed offensive attacks for two years (2005-06) at Texas State, where Bobcat squads led the Southland Conference in total offense. The 2005 Texas State club was eighth nationally in scoring and made a run to the FCS semifinals in the school's first appearance in the Division 1-AA playoffs. Herman also worked four years (2001-04) as an assistant coach at Sam Houston State as special teams coordinator and wide receivers coach, helping them to a pair of conference titles and trips to the FCS semifinals and quarterfinals.

The job with SHSU was his first after his time as a graduate assistant at Texas, where he assisted with the offensive line on the Longhorns' Cotton and Holiday Bowl teams. He received his coaching start in 1998 as a wide receivers coach at Texas Lutheran.

Herman was born in Cincinnati and still has family there. He was raised in Simi Valley, Calif., and he played collegiately as an all-conference wide receiver at California Lutheran, graduating in 1997 with a degree in business administration. He received a master's in education from the University of Texas in 2000.

Herman and his wife, Michelle, have a daughter, Priya, and two sons, TD and Maverick.



HERMAN'S PROMINENT PUPILS

HOUSTON	Honors	NFL
Ed Oliver	All-America '16 Fr. All-America '16 AAC Rookie of the Year '16 All-AAC '16 Bill Willis Award '16	
Howard Wilson	All-AAC '16	Browns
Brandon Wilson	All-AAC '16	Bengals
Tyus Bowser	All-AAC '16	Ravens
Garrett Davis	All-AAC '16	
Demarcus Ayers	All-AAC '15	Steelers
Alex Cooper	All-AAC '15	Bengals
Kenneth Farrow	All-AAC '15	Chargers
William Jackson III	All-AAC '15	Bengals
Adrian McDonald	All-AAC '15	Chargers
Will Noble	Fr. All-America '15 All-AAC '15	
Elandon Roberts	All-AAC '15	Patriots
B.J. Singleton	All-AAC '15	
Trevon Stewart	All-AAC '15	
Steven Taylor	All-AAC '15, '16	
Greg Ward Jr.	All-AAC '15, '16 Earl Campbell Award '15	
OHIO STATE	Honors	NFL
J.T. Barrett	All-America '14 Fr. All-America '14 CFPA National Freshman of the Year '14 Big Ten QB & Freshman of the Year '14 All-Big Ten '14 Academic All-America '14	
Jacoby Boren		Panthers
Philly Brown		Lions
Taylor Decker		Cowboys
Ezekiel Elliott	NFL Off. Rookie of the Year '16	
Pat Elflein	All-Big Ten '14	
Reid Fragel		Vikings
Jeff Heuerman		Broncos
Carlos Hyde	All-American '13 Big Ten RB of the Year '13 All-Big Ten '12, '13	49ers
Cardale Jones		Bills
Corey Linsley	All-Big Ten '13	Packers
Jalin Marshall	Fr. All-American '13 Fr. All-Big Ten '13	Jets
Jack Mewhort	All-America '13 All-Big Ten '13	Colts
Braxton Miller	Big Ten MVP '12, '13 Big Ten Offensive POTY '12, '13 Big Ten QB of the Year '12, '13 All-Big Ten '12, '13	Texans
Andrew Norwell	All-Big Ten '12, '13	Panthers
Billy Price	Fr. All-America '14 Fr. All-Big Ten '14	
Curtis Samuel	Fr. All-Big Ten '14	
Devin Smith		Jets
Rod Smith		Cowboys
Evan Spencer		Bucs
Jake Stoneburner		Saints
Michael Thomas		Saints
Nick Vannett		Seahawks
IOWA STATE	Honors	NFL
Collin Franklin	All-Big 12 '10	Bucs
Aaron Horne	B12 Off. Newcomer '11	
Josh Lenz		Texans
Kelechi Osemele	All-America '11 All-Big 12 '11	Raiders
RICE	Honors	NFL
David Berken	All-CUSA '08	
James Casey	All-CUSA '08	Texans
Academic All-America '08	Fr. All-America '07	
Chase Clement	CUSA MVP '08 All-CUSA '07, '08	Giants
Jarett Dillard	All-America '08 All-CUSA '07, '08	
Robbie Heos	All-CUSA '07	
TEXAS STATE	Honors	NFL
Barrick Nealy	All-America '05	
Thomas Keresztury	All-America '05	
SAM HOUSTON ST.	Honors	NFL
Johnathan Cooper	All-America '01	
Jarrold Fuller	All-America '04	
Lance Garner	All-America '04	
Jason Mathenia	All-America '04	

2017 COACHING STAFF • TIM BECK



TIM BECK



OFFENSIVE COORDINATOR/QUARTERBACKS

Tim Beck, a former Texas high school coach and coordinator at Ohio State and Nebraska, enters his first season as offensive coordinator and quarterbacks coach at Texas in 2017.

A former high school head coach at R.L. Turner in Carrollton (1999-2001) and Mansfield Summit in Arlington (2002-04), Beck has a 29-year coaching resume that includes 18 seasons in the collegiate ranks and another 11 seasons in high school coaching. He returns to the state of Texas after spending the last two seasons as Ohio State's co-offensive coordinator and quarterbacks coach.

With Beck, Ohio State featured one of the top offenses in the nation in 2016 en route to an 11-2 record and an appearance in the College Football Playoff. They ranked 14th in the FBS in scoring offense with an average of 39.4 points per game. The rushing attack ranked 12th nationally at 245.2 yards per game, which led the Big Ten, while the team's completion percentage (62.3%) also led the conference.

A large part of the offense's success was due to the play of quarterback J.T. Barrett, who owns the school record for touchdowns responsible for with 100. For the season, Barrett posted 3,400 total yards (2,555 passing/845 rushing) and accounted for 33 touchdowns (24 passing/nine rushing). He was one of two players to share the 2016 Chicago Tribune Silver Football Award, which is voted on by the conference head coaches and awarded to the Big Ten MVP, and he was also named the conference quarterback of the year.

In 2015, Ohio State's offense featured a ground game that ranked 11th in the nation, matching the 2016 team with a 245.2 yards per game average. Much like 2016, the Buckeyes also ranked in the top 30 in the country in completion percentage at 62.8 percent (29th), while their 35.7 scoring average ranked 28th.

Beck coached two starting quarterbacks in 2015 in Cardale Jones and Barrett, and Ohio State ranked second in the Big Ten in passing efficiency with a 140.0 rating. The duo helped Ohio State to the fifth-highest totals in school history in points scored (464) and touchdowns (62). Jones went on to be a fourth-round pick by the Buffalo Bills in the 2016 NFL Draft. The offense also featured All-America running back Ezekiel Elliott, who was named Big Ten Offensive Player of the Year and MVP. Ohio State finished the season with a 12-1 record, capped by a Fiesta Bowl win over Notre Dame.

Beck went to Ohio State following a seven-year stint at Nebraska, four as offensive coordinator and quarterbacks coach (2011-14), and three as running backs coach (2008-10). He was named a nominee for the Broyles Award as the nation's top assistant coach in both 2012 and 2013.

Between 2011-14, Beck's Nebraska offenses ranked among the best in the Big Ten Conference and his passing attack amassed more than 10,000 yards during that time with 86 touchdowns. In his four seasons as coordinator, the Huskers averaged 33.5 points per game. The Huskers broke more than 50 individual records including career marks for passing yards, completions, passing touchdowns, yards from scrimmage and total offense.

Nebraska never won fewer than nine games during Beck's seven seasons on staff, and the team advanced to the 2012 Big Ten and 2010 Big 12 championship games, along with seven bowl games. In 2012, Nebraska totaled 2,500 rushing and passing yards in the same season for the first time in school history. The Huskers accomplished the feat again in both 2013 and 2014, despite using three starting quarterbacks during the 2013 season.

On the ground, Nebraska ranked in the top 20 nationally in rushing every season with Beck as coordinator. Five Huskers posted a 1,000-yard rushing season in his four seasons calling plays, including second-team All-American and Doak Walker Award finalist Ameer Abdullah, who ranked

12th nationally with 1,611 rushing yards in 2014. Abdullah, a semifinalist for the Doak Walker Award and first-team All-Big Ten honoree in 2013, rushed for a conference-best 1,690 yards that year, the highest total by a Husker since 1997. He went on to become a second-round pick by the Detroit Lions in the 2015 NFL Draft.

Through the air, two of Nebraska's top six passing seasons in school history came under Beck's direction. Quarterbacks excelled under Beck with Taylor Martinez enjoying an outstanding career where he set more than 40 school records. He was the league coaches' choice as the All-Big Ten Conference quarterback following the 2012 regular season.

In 2011, All-Big Ten back Rex Burkhead tied a school record by scoring a touchdown in 10 consecutive games to open the season. His 17 touchdowns were seventh in NU history and the most by a Husker since Heisman Trophy winner Eric Crouch scored 19 touchdowns in 2001. Burkhead finished with 1,357 rushing yards, the seventh-most in school history and the most by a Husker I-back since 1997.

As running backs coach in 2010, the Huskers ranked seventh nationally with an average of 5.47 yards per carry. Nebraska also posted its first 2,500-yard rushing season since 2003 and scored 30 rushing touchdowns for the first time since 2001.

Two-time All-Big 12 selection Roy Helu Jr. ran for a career-high 1,245 yards, the second-highest total by a senior running back in NU history, before being selected in the fourth round of the 2011 NFL Draft. Helu Jr. became the first Husker to post back-to-back 1,000-yard rushing seasons since Calvin Jones in 1992 and 1993.

In 2009, Nebraska outrushed 11 of 14 opponents. Helu Jr. rushed for 1,147 yards, and ranked fourth in the Big 12 to earn second-team All-Big 12 honors. In his first year, NU ranked third in the league in rushing (182.5 ypg).

Prior to Nebraska, Beck was at Kansas where he was the Jayhawks' receivers coach in each of his three seasons (2005-07). He was promoted to passing game coordinator in 2007. Kansas finished second nationally in scoring offense in 2007 (42.8 ppg), eighth in total offense (479.8 ypg) and 17th in passing (291.0 ypg) and went 12-1 with a 24-21 victory over Virginia Tech in the FedEx Orange Bowl and a final national ranking of No. 7. WR Marcus Henry led the team in receiving yards with 1,014 and was named second-team All-Big 12.

Beck started his coaching career as an assistant coach at Miramar (Fla.) High School for the 1988 and 1989 seasons and then moved to Illinois State as outside linebackers and punters coach in 1990. He then spent two seasons on Bill Snyder's Kansas State staff (1991-92) as a graduate assistant. He was the head coach at Seguin (Ariz.) High School for three seasons prior to becoming offensive coordinator at Missouri State. An Ohio native, Beck played one year of football at Central Florida (1985) and he graduated from there in 1988 with a degree in liberal studies. He also has a master's in counseling and guidance from Kansas State University (1992). Beck and his wife, Tamara, have two children – a son, Jordan, and a daughter, Haylie Marie.

THE BECK FILE

Hometown _____ Youngstown, Ohio
 College _____ Central Florida (1988), Kansas State (1992)
 Wife _____ Tamara
 Children _____ Jordan, Haylie Marie

BECK'S COACHING ASSIGNMENTS

Years	School	Position
2017	Texas	Offensive Coordinator/Quarterbacks
2015-16	Ohio State	Offensive Coordinator/Quarterbacks
2011-14	Nebraska	Offensive Coordinator/Quarterbacks
2008-10	Nebraska	Running Backs
2007	Kansas	Passing Game Coordinator/Wide Receivers
2005-06	Kansas	Wide Receivers
2002-04	Mansfield Summitt HS (Texas)	Head Coach
1999-01	R.L. Turner HS (Texas)	Head Coach
1996-98	Missouri State	Offensive Coordinator
1993-95	Seguin HS (Ariz.)	Head Coach
1991-92	Kansas State	Graduate Assistant
1990	Illinois State	Outside Linebackers/Punters
1988-89	Miramar HS (Fla.)	Assistant Coach

BECK'S POSTSEASON EXPERIENCE

Year	School	Postseason
2016	Ohio State	CFP Semifinals/Fiesta Bowl
2016	Ohio State	Fiesta Bowl
2014	Nebraska	Holiday Bowl
2014	Nebraska	Gator Bowl
2013	Nebraska	Capital One Bowl
2012	Nebraska	Capital One Bowl
2010	Nebraska	Holiday Bowl
2009	Nebraska	Holiday Bowl
2009	Nebraska	Gator Bowl
2008	Kansas	Orange Bowl
2005	Kansas	Fort Worth Bowl

BECK'S PROMINENT PUPILS

OHIO STATE	Honors	NFL
J.T. Barrett	Big Ten QB of the Year '16	
Mike Weber	Big Ten Rookie of the Year '16	
Curtis Samuel	All-America '16 Fr. All-America '16 All-Big Ten '16	Panthers
Noah Brown		Cowboys
Cardale Jones		Bills
Ezekiel Elliott	NFL Off. Rookie of the Year '16 Big Ten MVP '15 Pro Bowl '17	Cowboys
Michael Thomas	NFL All-Rookie Team '16	Saints
Braxton Miller		Texans
Jalin Marshall		Jets
NEBRASKA	Honors	NFL
Ameer Abdullah	All-Big Ten '13 All-America '14	Lions
Taylor Martinez	All-Big Ten '12 Big Ten QB of the Year '12	
Rex Burkhead	All-Big Ten '11	Patriots
Kenny Bell	All-Big Ten '14	
Roy Helu Jr.	All-Big 12 '09, '10	
Spencer Long	All-Big Ten '12	Redskins
Quincy Enunwa		Jets
Andy Janovich		Broncos
Alex Lewis		Ravens
Givens Price		Cardinals
Jeremiah Stiles		Vikings
Brent Qvale		Jets
Marcel Jones		Saints
KANSAS	Honors	NFL
Marcus Henry	All-Big 12 '07	Jets

2017 COACHING STAFF • STAN DRAYTON



STAN DRAYTON



ASSOCIATE HEAD COACH
RUN GAME COORDINATOR/RUNNING BACKS

Stan Drayton, who has had both collegiate national championship and NFL experience during his 24-year career, is in his first season as associate head coach and run game coordinator at Texas. Drayton will be responsible for coaching the running backs unit.

Drayton previously worked on the same staff as Herman for three seasons at Ohio State from 2012-14 and has been part of national championships at both Florida and Ohio State as running backs coach under Urban Meyer. He spent the last two years (2015-16) with the Chicago Bears where he tutored a rookie to a successful season in both of those years.

In 2016 under Drayton, Jordan Howard, a fifth-round pick out of Indiana, set the Bears single-season rookie rushing record with 1,313 yards, breaking the previous mark held by Matt Forte despite only having 12 carries in the team's first three games. It was also the second-best rushing total of any player in the NFL regular season, trailing only Ezekiel Elliott (1,631), who was coached by Drayton at Ohio State. Another of Drayton's Buckeye protégés, Carlos Hyde finished 14th in the league with 988 rushing yards. After working with Drayton, Elliott went on to be the fourth overall pick of the 2016 NFL Draft by the Dallas Cowboys, while Hyde was a second-round selection by the San Francisco 49ers in 2014.

In 2015, the Bears rushing offense was 11th in the NFL averaging 115.9 yards per game, a 16-spot improvement from their ranking of 27th (90.1 ypg) a year prior to his arrival. Drayton helped running back Jeremy Langford, a fourth-round draft pick, finish fifth among all NFL rookies with seven touchdowns and ninth among rookies with 816 yards from scrimmage. Langford joined Pro Football Hall of Famers Walter Payton and Gale Sayers as the only Bears rookies since at least 1960 with a rushing touchdown in four-straight contests and, along with Payton and Sayers, the only rookies in franchise history to have 100 receiving yards, one rushing touchdown and one receiving touchdown in a single game.

Drayton spent the previous four seasons (2011-14) at Ohio State, including the last two as assistant head coach on offense and running backs coach. He worked three years with the Buckeye running backs after working with the wide receivers in 2011. In 2014, Drayton helped the Buckeyes win the National Championship as Elliott, who was a sophomore, finished third in the nation and second in single-season school history with 1,878 rushing yards.

Under Drayton's guidance, Elliott capped the 2014 season with three-straight 200-yard rushing games (tied for the most in single-season school history with Eddie George, 1995). Drayton's work with Elliott helped him to be named College Football Playoff National Championship Offensive MVP with 246 rushing yards (tied for third most in single-game school history) and four touchdowns on 36 carries against Oregon. Elliott was also named Offensive MVP of the Sugar Bowl (230 rushing yards and two touchdowns on 20 carries) versus Alabama.

In 2013, Drayton helped senior running back Carlos Hyde finish eighth in the nation with an average of 126.8 rushing yards per game (1,521 yards and 15 touchdowns on 208 carries in 12

contests). Hyde was named the Big Ten's Ameche-Dayne Running Back of the Year as his 1,521 rushing yards were eighth most in school history and his 7.3 yards per carry was the highest in single-season average in school history. Hyde's 246 yards at Illinois that season are tied for third most in single-game school history.

In his first season as Ohio State's running backs coach in 2012, Drayton guided the Buckeyes running backs to 1,536 yards, 21 touchdowns and an average of 5.44 yards per carry during the team's 12-0 campaign. He came to Ohio State in 2011 as the team's wide receivers coach.

Prior to his time at Ohio State, Drayton spent the 2010 season as the running backs coach and recruiting coordinator at the University of Florida, his second stint at the school after serving as the Gators running backs coach from 2005-07. In 2006, Florida won the BCS National Championship as the Gators averaged 160 rushing yards per game. That season, running backs DeShawn Wynn and Kestahn Moore combined for 981 yards and an average of 5.0 yards per carry while losing only two fumbles. Wynn scored his 25th career rushing touchdown, which was the second-most in school history, against Ohio State in the title game. He went on to become a seventh-round draft pick by the Green Bay Packers in 2007.

During his coaching career, Drayton has also served as running backs coach at Syracuse (2009), Tennessee (2008), Mississippi State (2004), Bowling Green (2000, also serving as special teams coach), Villanova (1996-00), Pennsylvania (1995, assistant running backs/director of football operations) and his alma mater Allegheny (Pa.) College (1993). He has also served as a graduate assistant at Eastern Michigan (1994) and offensive quality control coach/special teams of the Green Bay Packers (2001-03).

At Mississippi State, Drayton helped guide Jerious Norwood to a 1,000-yard rushing season in 2004 before he went on to be chosen in the third round of the 2006 draft by the Atlanta Falcons. Another prominent pupil was Villanova two-time All-American Brian Westbrook, who became the first collegiate player on any level to record more than 1,000 yards both rushing and receiving in the same season. He was the winner of the 2001 Walter Payton Award as the Offensive Player of the Year in NCAA Division I-AA and was a third-round pick by the Philadelphia Eagles in the 2002 draft.

A three-time first-team All-America selection as a running back at Allegheny, Drayton is second in the school's record book for rushing (3,272 yards), rushing touchdowns (54) and scoring (336 points) and was a part of the 1990 Division III national championship team. He was also a two-time All-American in track, competing in the 100 and 200 meter dashes. A 1993 graduate with a bachelor's degree in English, Drayton was inducted into the Allegheny College Athletic Hall of Fame in 2005.

A native of Cleveland, Ohio, he and his wife Monique, have two daughters, Amari and Anaya.

THE DRAYTON FILE

Hometown _____ Cleveland, Ohio
College _____ Allegheny (1993)
Wife _____ Monique
Children _____ Amari, Anaya

DRAYTON'S COACHING ASSIGNMENTS

Years	School	Position
2017	Texas	Assoc. Heach Coach/Run Game/RBs
2015-16	Chicago Bears	Running Backs
2012-14	Ohio State	Running Backs
2011	Ohio State	Wide Receivers
2010	Florida	Recruiting Coordinator/Running Backs
2009	Syracuse	Running Backs
2008	Tennessee	Running Backs
2005-07	Florida	Running Backs
2004	Mississippi State	Running Backs
2001-03	Green Bay Packers	Off. Quality Control/Special Teams
2000 (Spring)	Bowling Green	Special Teams Coordinator/RBs
1996-00	Villanova	Running Backs
1995	Pennsylvania	Running Backs
1994	Eastern Michigan	Graduate Assistant

DRAYTON'S POSTSEASON EXPERIENCE

Year	School	Postseason
2015	Ohio State	CFP National Champions
2015	Ohio State	CFP Semifinals/Sugar Bowl
2014	Ohio State	Orange Bowl
2012	Ohio State	Gator Bowl
2011	Florida	Outback Bowl
2008	Florida	Capital One Bowl
2007	Florida	BCS National Champions
2006	Florida	Outback Bowl
2004	Green Bay Packers	NFC Divisional Round
2003	Green Bay Packers	NFC Wild Card Round
2002	Green Bay Packers	NFC Divisional Round
1997	Villanova	Division 1-AA Quarterfinals
1996	Villanova	Division 1-AA First Round

DRAYTON'S PROMINENT PUPILS

BEARS	Honors	NFL
Jordan Howard	Pro Bowl '17	Bears
OHIO STATE	Honors	NFL
Ezekiel Elliott	NFL Off. Rookie of the Year '16 Big Ten MVP '15 Pro Bowl '17	Cowboys
Carlos Hyde	All-American '13 Big Ten RB of the Year '13 All-Big Ten '12, '13	49ers
FLORIDA	Honors	NFL
Brandon James	All-SEC '07	Packers
DeShawn Wynn		
TENNESSEE	Honors	NFL
Arian Foster	Pro Bowl 2010-12, '14	Texans
MISSISSIPPI ST	Honors	NFL
Jerious Norwood	All-SEC '04	Falcons
PACKERS	Honors	NFL
Ahmad Green	Pro Bowl 2001-04	Packers
VILLANOVA	Honors	NFL
Brian Westbrook	All-America '00 Atlantic 10 Offensive POTY '00 All-Atlantic 10 '00 Pro Bowl '05, '08	Eagles

2017 COACHING STAFF • OSCAR GILES



OSCAR GILES



DEFENSIVE LINE

Former Longhorn standout defensive end Oscar Giles, who spent a total of 10 seasons at UT as both defensive ends coach (2005-13) and a graduate assistant (1999), enters his first season as defensive line coach under Tom Herman. He previously spent the past two seasons at Houston in a similar capacity.

In 2016, Houston posted a 9-3 record in the regular season, including wins over No. 3 Oklahoma and No. 3 Louisville. UH featured the nation's second-ranked rush defense (99.7 ypg) in addition to the nation's 14th-best defense in total yards allowed (325.0 ypg). The Cougars were third nationally with five defensive touchdowns and allowed just 22.6 points per game. They also ranked as one of the nation's best in bringing pressure, ranking in the top 20 in sacks (12th) and tackles for loss (18th).

Under Giles, freshman DT Ed Oliver, an All-American, ranked 10th nationally with 19.5 tackles for loss. He also added seven quarterback hurries and led all defensive linemen nationally with his nine pass breakups.

The 2015 season at Houston saw DT B.J. Singleton receive postseason honors from the AAC as Giles' line set the tone for the nation's No. 8 rushing defense, allowing just 108.9 yards per game. Houston went to its first New Year's Bowl in 30 years, registered a win over No. 9 Florida State in the Chick-fil-A Peach Bowl, posted its second 13-win season in program history and its 11th conference championship to finish ranked No. 8 in both major polls.

In Giles' lone season at Louisiana Tech, he helped to develop a Bulldog defense that led the nation in turnovers gained with 42 and led Louisiana Tech to at least nine wins for just the sixth time in school history, including a win over Illinois in the Heart of Dallas Bowl. The Bulldogs ranked second nationally with 114 tackles for loss and led Conference USA in rushing defense. Defensive end Houston Bates finished the year leading C-USA with 10 sacks, ranking 16th nationally. Bates received All-Conference USA honors, while fellow end Deldrick Canty was named to the league's All-Freshman Team.

During his time as defensive ends coach at Texas from 2005-13, Giles helped develop two Ted Hendricks Award winners in Jackson Jeffcoat (2013) and Brian Orakpo (2008). In 2013, Jeffcoat ranked first in the Big 12 and tied for third in the FBS with 13 sacks, while Cedric Reed tallied 10, making UT one of two teams in the nation to have two players with 10 or more. Jeffcoat also earned first-team All-America honors and was named Big 12 Defensive Player of the Year, while Reed was tabbed first-team All-Big 12. Both went on to careers in the NFL.

In 2012, Alex Okafor was a first-team All-Big 12 pick for the second-straight year and earned the CFPA's Elite Defensive Lineman Trophy, while Jeffcoat was an honorable mention all-league pick despite missing the final six regular season games with an injury. Okafor led the Big 12 in sacks before being drafted in the fourth round of the 2013 NFL Draft by Arizona.

In 2011, Okafor and Jeffcoat started all 13 games at defensive end with each ranking in the top 10 in the Big 12 in sacks and tackles for loss. Okafor was an AFCA All-American and unanimous first-team All-Big 12 selection after recording a team-high seven sacks to go with 14 TFL and 17 pressures. Jeffcoat was a second-team All-Big 12 choice and led the team with 21 TFL and eight sacks, while adding nine pressures. In 2010, senior DE Sam Acho won the William V. Campbell Trophy, the Wuerffel Trophy and the ARA Sportsmanship Award, along with becoming UT's seventh two-time Academic All-American, a second-team All-America selection by the WCFF, a member of the AFCA Good Works team and a Lott Trophy finalist, while recording 59 tackles, 17 TFL, nine sacks, 18 pressures, five forced fumbles and five fumble recoveries. His five fumble recoveries led the nation and tied the UT single-season record. Acho was chosen in the fourth round of the 2011 Draft by the Arizona Cardinals.

Giles helped mold senior DE/LB Sergio Kindle into the first player in college football history to be a finalist for both the Hendricks Award (nation's top DE) and Butkus Award (nation's top LB) in 2009, as he had 22 TFL and 36 pressures en route to first-team All-America honors. Junior Sam Acho led the team with 10 sacks and was named a semifinalist for the Lott Trophy.

Under Giles' guidance, the 2008 season saw Brian Orakpo, an eventual first round pick of the Washington Redskins, become Texas' 19th unanimous All-American and the winner of the Nagurski Trophy (nation's top defensive player), Lombardi Award (nation's top lineman) and Hendricks Award. He was also the Big 12 Defensive Player of the Year and a finalist for the Lott Trophy. Orakpo helped the Texas defense lead the nation in sacks, finishing the season with 11.5 sacks for minus-100 yards, 19 TFL, 30 pressures and four forced fumbles. Giles also helped senior Henry Melton make a successful transition from RB to a starting role at DE where he registered four sacks and 10 TFL and went on to be drafted by the Chicago Bears in the fourth round.

In 2007, Giles led a group that helped Texas rank sixth in the nation against the run (93.4 ypg), while the 2006 season saw Giles' defensive ends produce Texas' first 10-sack season since 1998. Tim Crowder, who earned second-team All-America honors, was a finalist for the Hendricks Award and led the team with 10.5 sacks. Brian Robison also pitched in with 5.5 sacks and 15 pressures on his way to second-team All-Big 12 honors. Orakpo added 4.5 sacks and 11 pressures.

In his first season with Texas, Giles aided in the Longhorns No. 10 ranking in total defense (302.9 ypg) and a No. 8 ranking in scoring defense (16.4 ppg). Three of the defensive ends earned conference honors and UT won the Rose Bowl and national championship.

Giles spent the previous two seasons as an assistant coach at the University of Houston, where he worked with the Cougars' defensive line. He joined the Houston staff prior to the 2003 season after spending three seasons at SMU.

Giles was a graduate assistant at Texas in 1999, after a year coaching the defensive line and serving as a strength and conditioning coach at Southwest Texas State (now Texas State) in 1998.

A four-year letterwinner at Texas (1987-90), Giles played defensive end and linebacker for the Atlanta Falcons and went on to play in the Canadian Football League from 1994-97 and helped the Toronto Argonauts win the Grey Cup Championship in 1996.

A three-year starter at UT, Giles earned AP All-SWC honors as a senior when he helped the Longhorns to the 1990 SWC Championship and an appearance in the 1991 Cotton Bowl. He also helped the 1987 Longhorns to a No. 19 final ranking and a victory in the Bluebonnet Bowl. He led Texas in sacks in 1988 (6.5) and 1989 (7.0) and finished with 22 in his career (T-No. 10 on the UT all-time list). A semifinalist for the Outland Trophy and two-time GTE Academic All-SWC selection, his nine career fumble recoveries are tied for second on the UT all-time chart.

A native of Palacios, Texas, Giles earned his Bachelor of Science degree in speech communications from Texas in 1991. Giles and his wife, Kim, have two daughters, Olivia and Kourtney.

THE GILES FILE

Hometown _____ Palacios, Texas
 College _____ Texas (1991)
 Wife _____ Kim
 Children _____ Olivia, Kourtney

GILES' COACHING ASSIGNMENTS

Years	School	Position
2017	Texas	Defensive Line
2015-16	Houston	Defensive Line
2014	Louisiana Tech	Defensive Line
2005-13	Texas	Defensive Ends
2003-04	Houston	Defensive Line
2000-02	SMU	Defensive Line
1999	Texas	Graduate Assistant
1998	Texas State	Defensive Line

GILES' POSTSEASON EXPERIENCE

Year	School	Postseason
2015	Houston	Peach Bowl
2014	Louisiana Tech	Heart of Dallas Bowl
2013	Texas	Alamo Bowl
2012	Texas	Alamo Bowl
2011	Texas	Holiday Bowl
2010	Texas	BCS National Championship
2009	Texas	Fiesta Bowl
2007	Texas	Holiday Bowl
2006	Texas	Alamo Bowl
2006	Texas	BCS National Champions
2003	Houston	Hawaii Bowl
2000	Texas	Cotton Bowl
1991	Texas (player)	Cotton Bowl
1987	Texas (player)	Bluebonnet Bowl

GILES' PROMINENT PUPILS

HOUSTON	Honors	NFL
Ed Oliver	All-America '16 Fr. All-America '16 AAC Rookie of the Year '16 All-AAC '16 Bill Willis Award '16	
B.J. Singleton	All-AAC '15	
Joe Clay	All-CUSA '03, '04	
LA TECH	Honors	NFL
Houston Bates	All-CUSA '14	Redskins
Vernon Butler	All-CUSA '15	Panthers
TEXAS	Honors	NFL
Malcom Brown	All-America '14 Outland Trophy finalist	Patriots
Jackson Jeffcoat	All-America '13 Ted Hendricks Award winner '13	CFL - Winnipeg
Cedric Reed	All-Big 12 '13	Bills
Alex Okafor	All-America '11 All-Big 12 '11, '12	Saints
Sam Acho	All-America '10 Campbell Trophy '10	Bears
Sergio Kindle	All-America '09 Hendricks, Butkus Award finalist	Ravens
Lamarr Houston		Bears
Brian Orakpo	All-America '08 Nagurski, Lombardi, Hendricks winner	Titans
Henry Melton		Bears
Tim Crowder	All-America '05 Hendricks Award finalist '06	Bucaneers
Brian Robison	All-Big 12 '06	Vikings
Phillip Hunt		Saints



2017 COACHING STAFF • CORBY MEEKINS



CORBY MEEKINS



TIGHT ENDS

Corby Meekins, a long-time high school coach in the state of Texas, enters his first year at Texas as part of Tom Herman's staff. Meekins will coach the Longhorns' tight ends after coaching tight ends and fullbacks at the University of Houston under Herman in each of the last two seasons.

Meekins coached Houston DT Ed Oliver in high school and recruited him to join the Cougars as the first five-star recruit to ever commit to a Group of 5 program. Oliver had 66 tackles, 23 tackles for loss and five sacks as a true freshman. He was named an All-American, freshman All-American, the American Athletic Conference Rookie of the Year and the 2016 recipient of the Bill Willis Award.

In his first season at Houston on the collegiate level, Meekins molded former fullback Tyler McCloskey and former receiver Hayden Daniels into dual-threat tight ends. After totaling just two catches for 16 yards during his first two seasons at UH, McCloskey registered 35 receptions for 369 yards and five touchdowns over his final two seasons.

In 2016, McCloskey totaled 21 catches for 212 yards and four touchdowns after hauling in 14 receptions for 157 yards and a touchdown in 2015.

Meekins joined Herman on staff at Houston following 15 years at Westfield High School in Houston, including 11 years as head coach where he accumulated a record of 114-27. He turned the Westfield program into a perennial

contender, winning seven district championships and advancing to the playoffs 10 times. The program made one state championship trip, three trips to the semifinals and six quarterfinal trips in Meekins' 11 seasons as the head coach.

The 2014 season saw his Westfield program finish 13-2 with a trip tot the Class 6A Division II semifinals. He was named the Touchdown Club of Houston's Co-Coach of the Year and an assistant coach for the White Team at the 2015 Under Armour All-America Game.

Meekins was a finalist for the 2005 Adams USA "National Coach of the Year" award after leading Westfield to the Class 5A Division I state championship game in 2004 and being named the Touchdown Club of Houston Coach of the Year.

He served on the Texas High School Coaches Association Board of Directors from 2009-12 and also served on the Executive Board of Directors for the Greater Houston Football Coaches Association from 2009-15 after serving as the Association's president in 2009. Prior to his presidency, he was a member of the group's Board of Directors from 2006-08.

Meekins and his wife, DeAnna, have two daughters – Courtney and Madison.

THE MEEKINS FILE

Hometown _____ Shepherd, Texas
 College _____ Sam Houston State (1990)
 Wife _____ DeAnna
 Children _____ Courtney, Madison

MEEKINS' COACHING ASSIGNMENTS

Years	School	Position
2017	Texas	Tight Ends
2015-16	Houston	Tight Ends/Fullbacks
2004-14	Westfield HS (Texas)	Head Coach
2000-03	Westfield HS (Texas)	Offensive Coordinator
1998-99	Newman Smith HS (Texas)	Offensive Coordinator
1990-97	Deer Park HS (Texas)	Assistant Coach

MEEKINS' POSTSEASON EXPERIENCE

Year	School	Postseason
2015	Houston	Peach Bowl

MEEKINS' PROMINENT PUPILS

WESTFIELD	Honors	NFL
Ed Oliver (Houston)	All-America '16 Fr. All-America '16 AAC Rookie of the Year '16 All-AAC '16 Bill Willis Award '16 Under Armour All-American '16	
Desmond Jackson (Texas)	All-Big 12 '15 Under Armour All-American '11	
Tyrie Cleveland (Florida)	Under Armour All-American '16	
Toby Weathersby (LSU)	Under Armour All-American '15	

2017 COACHING STAFF • DREW MEHRINGER



DREW MEHRINGER



PASS GAME COORDINATOR/WIDE RECEIVERS

A Texas native who has seven years experience working with Tom Herman on offense, Drew Mehringer enters his first season as pass game coordinator and wide receivers coach at The University of Texas.

Mehringer comes to UT after spending the 2016 season as the offensive coordinator and quarterbacks coach at Rutgers where, at age 28, he was the youngest play caller in the Power Five conferences and worked to install a new offensive system under first-year head coach Chris Ash.

He joined the Rutgers staff after spending the 2015 season as wide receivers coach and recruiting coordinator under Herman at Houston. Besides UH, Mehringer has worked with Herman at Ohio State, Iowa State, and as a student assistant at Rice.

In 2015, the Cougars went to their first New Year's Bowl in 30 years, had their second 13-win season in program history and won their 11th conference championship by claiming the inaugural American Athletic Conference Championship. With a 38-24 win over No. 9 Florida State in the Chick-fil-A Peach Bowl, Houston ended the season ranked No. 8 in the Associated Press and USA Today Coaches polls, its highest finish since ranking No. 5 in 1979, and just the sixth time in program history to finish in the top 10.

The UH offense was one of three nationally to average over 235 yards per game in both rushing (235.8 yards per game) and passing (248.4 yards per game), as the Houston offense ranked 20th nationally in total offense with an average of 484.1 yards per game. The explosive Cougar attack ranked 10th nationally in scoring offense with an average of 40.4 points per game, an improvement of 47 spots from 2014 when it finished the year 57th nationally with an average of 29.8 points per game. Houston scored over 30 points in 12 games, over 40 points in six games and over 50 points in four games.

Under Mehringer's tutelage, four receivers collected at least 25 receptions and 300 receiving yards, highlighted by first-team All-AAC selection Demarcus Ayers. Ayers led the conference and ranked sixth nationally with 98 catches for 1,222 yards (18th nationally) and six touchdowns. Chance Allen was second on the team with 56 receptions for 752 yards and tied Ayers for the team lead with six touchdowns.

Prior to arriving in Houston, Mehringer spent the 2014 season at James Madison as the co-offensive coordinator and quarterbacks

coach. While at JMU, the Dukes advanced to the FCS Playoffs for just the second time in the previous six years. The offense ranked 10th nationally with 484.6 yards per game behind the arm of junior quarterback Vad Lee who finished fourth in voting for the 2014 Walter Payton Award, considered the Heisman Trophy of FCS football. Lee was also named third-team All-American by the Associated Press, and received the Bill Dudley Award, given to the best collegiate football player in Virginia.

JMU also set single-season program records with 1,060 offensive plays, 6,300 offensive yards, 315 first downs, 475 passing attempts, 286 passing completions, 30 passing touchdowns, 3,499 passing yards and 159 passing first downs. Lee set single-season James Madison records in passing completions (282), attempts (465), yards (3,462), touchdowns (30) and total offense (4,288 yards). He threw for more than 300 yards in five contests and had a streak of six games with at least 250 passing yards.

Lee also did it on the ground, ranking ninth in the league at 63.5 rushing yards per game and a team-high nine rushing touchdowns. He ranked fourth nationally in total offense with an average of 329.8 yards per game, while ranking sixth with 30 touchdowns and seventh with 3,462 yards.

Mehringer spent the 2012 and 2013 seasons as a graduate assistant at Ohio State, working with the program's tight ends and wide receivers in his first season before working with the offensive line in his second season in Columbus. With Mehringer's assistance, offensive tackle Jack Mewhort was named first-team All-America in 2013 and first-team All-Big Ten, along with Corey Linsley and Andrew Norwell, as the Ohio State offense broke 12 single-season records.

He also spent two seasons as a graduate assistant at Iowa State, where he worked with the wide receivers. During his time in Ames, receiver Aaron Horne was named the 2011 Big 12 Offensive Newcomer of the Year.

A native of Mansfield, Texas, Mehringer attended Rice as a quarterback before suffering a career-ending injury. He then served as a student assistant with the quarterbacks under Herman for three seasons, graduating in 2010 with a degree in political science. Mehringer earned a master's degree in sports management at Ohio State in 2013.

THE MEHRINGER FILE

Hometown _____ Mansfield, Texas
College _____ Rice (2010), Ohio State (2013)

MEHRINGER'S COACHING ASSIGNMENTS

Years	School	Position
2017	Texas	Pass Game Coordinator/WRs
2016	Rutgers	Offensive Coordinator/QBs
2015	Houston	Recruiting Coordinator/WRs
2014	James Madison	Co-Offensive Coordinator/QBs
2012-13	Ohio State	Graduate Assistant
2010-11	Iowa State	Graduate Assistant

MEHRINGER'S POSTSEASON EXPERIENCE

Year	School	Postseason
2015	Houston	Peach Bowl
2014	James Madison	FCS Playoffs
2014	Ohio State	Orange Bowl
2011	Iowa State	Pinstripe Bowl

MEHRINGER'S PROMINENT PUPILS

HOUSTON	Honors	NFL
Demarcus Ayers	All-AAC '15	Steelers
JAMES MADISON	Honors	NFL
Vad Lee	All-America '14 Bill Dudley Award '14	



2017 COACHING STAFF • CRAIG NAIVAR



CRAIG NAIVAR



SPECIAL TEAMS COORDINATOR/SAFETIES

Craig Naivar, a 23-year coaching veteran with extensive experience in the state of Texas, is in his first season as the special teams coordinator and safeties coach at Texas. He spent the previous two seasons on Tom Herman's staff at Houston.

Naivar has spent 18 of his 23 years in coaching in the state of Texas, including two stops at Texas State (2004-06, '11-13), along with Rice (2007-10), Sam Houston State (2000-03) and Hardin-Simmons (1994-95), in addition to Houston. In that time, he has also served as either a defensive or special teams coordinator or co-coordinator for 21 seasons.

In his two seasons at Houston, he served as co-defensive coordinator and safeties coach, helping the Cougars to a 22-5 record, which is the fourth-best win total in the FBS in that span.

Houston posted a 9-4 record in 2016, including wins over No. 3 Oklahoma and No. 3 Louisville. The Cougars became the first program nationally to defeat two top-five teams. UH has featured the nation's fourth-ranked rush defense (100.2 ypg), in addition to the nation's 13th-best defense in total yards allowed (319.6 ypg). Houston was third nationally with five defensive touchdowns and allowed just 23.5 points per game. The Cougars also ranked as one of the nation's best in bringing pressure, ranking 14th in both sacks and tackles for loss.

A significant amount of that pressure came from the team's two safeties as Garrett Davis and Khalil Williams combined for 13.5 tackles for loss and five sacks. Williams was also third on the team with 69 tackles, while Davis was fifth with 65. Primarily a special teams player in 2015, Davis developed into a second-team All-American Athletic Conference selection in 2016 under Naivar.

His first season at Houston saw a defense that led the nation with 35 takeaways while ranking eighth nationally in rushing defense (108.9 yards per game) and 20th nationally in scoring defense (20.7 points per game). The Cougars went to their first New Year's Bowl in 30 years, had their second 13-win season in program history and won their 11th conference championship by claiming the inaugural American Athletic Conference Championship. With a 38-24 win over No. 9 Florida State in the Chick-fil-A Peach Bowl, Houston ended the season ranked No. 8 in the Associated Press and USA Today Coaches polls, its highest finish since ranking No. 5 in 1979, and just the sixth time in program history to finish in the top 10.

Trevon Stewart and Adrian McDonald anchored the middle of the Houston secondary and earned first-team and second-team All-AAC honors, respectively. Stewart set the program's career fumble recovery mark with 10 after recovering four in 2015, the second-best total in the nation. McDonald set the Houston career interceptions record with 17 after pulling in four in 2015. He went on to sign a free agent contract with the San Diego Chargers.

In his lone season at Kentucky, Naivar tutored two Freshman All-Americans on special teams in kick returner Stanley Williams and kicker Austin MacGinnis. MacGinnis, who was also named first-team All-SEC, set five UK records in his collegiate debut season, including totaling 21 field goals. That number led the SEC and all NCAA freshmen. He finished with a school-record 104 points — equaling the SEC lead — and was one of only five kickers in the nation with three field goals of 50-plus yards. He was the first Kentucky kicker named to the All-SEC team, having been named to the team by both the SEC coaches and Associated Press.

Williams led Kentucky in kickoff returns with 19 returns for 511 yards and a 26.9 average. He ranked second nationally among true freshmen in kickoff return average, and 13th overall.

UK punter Landon Foster also set a school record with 27 punts dropped inside the 20-yard line in 2014, while earning second-team Academic All-America honors. Foster punted 66 times for a 42.6-yard average, including 10 punts of 50 yards or longer with just four touchbacks.

The Wildcats ranked 22nd nationally with 15 interceptions in 2014 after recording just eight picks in the two seasons prior to Naivar's arrival. Safety A.J. Stamps led the team with four interceptions and was second with nine PBU.

Naivar arrived at Kentucky from Texas State, where he was the defensive coordinator and safeties coach for three seasons. He produced defensive lineman Michael Ebbitt, the 2011 Independent Defensive Player of the Year, along with two additional All-Independent Team selections in defensive end Jordan Norfleet and defensive back Xavier Daniels. He had two second-team All-WAC honorees in 2012 in linebacker Joplo Bartu and cornerback Darryl Morris before adding a second-team All-Sun Belt pick in 2013 in safety Justin Iwuji. Bartu and Morris went on to sign as free agents in the NFL, each playing multiple seasons.

Naivar spent four seasons at Rice as special teams coordinator and safeties coach in 2010, and co-defensive coordinator and safeties coach from 2007-09. In the secondary, Naivar coached safety Andrew Sendejo, currently with the NFL's Minnesota Vikings, and safety Travis Bradshaw, who was named a Freshman All-American in 2008 and led the nation in solo tackles in 2009. Sendejo led the team in tackles (94) and interceptions (three) in 2008.

Naivar moved to special teams coordinator in 2010, helping guide Rice to some impressive accomplishments. Led by All-America punter Kyle Martens, the Owls were sixth in the nation in net punting. Rice ranked 26th in the nation in punt returns and had the nation's 10th-best kickoff returner, Charles Ross, who averaged 29 yards per return. Kicker Chris Boswell also earned first-team All-CUSA honors, as did Bradshaw in the secondary.

Naivar coached at Texas State from 2004-06, where he was defensive coordinator and safeties coach. That term was highlighted by the 2005 season, when the Bobcats posted an 11-3 record and advanced to the semifinals of the FCS playoffs. Texas State ranked in the nation's top 25 in scoring defense and total defense while generating 33 turnovers. His first season as Texas State saw defensive lineman Fred Evans named the Southland Conference Newcomer of the Year before being named an AFCA All-American, Southland Conference Player of the Year and Southland Defensive Player of the Year in 2005. Evans was one of two defensive players to be named Southland Conference Player of the Year under Naivar, as defensive back Walter Musgrove earned the Southland Conference Student-Athlete of the Year honor in 2006. The two were part of a defensive group that earned seven first-team All-Southland Conference honors in Naivar's first three seasons with the Bobcats.

Naivar was a graduate assistant at New Mexico before landing at Southern Illinois as special teams coordinator and defensive line coach, where punter John Armitrano earned second-team Missouri Valley Conference honors in 1998, and kicker Scott Everhart was named to the league's All-Newcomer Team in 1999.

From there he coached at Sam Houston State, serving at various times as defensive coordinator, special teams coordinator, safeties coach and defensive line coach. The top campaign at SHSU was 2001, when the Bearcats went 10-3, were co-champions of the Southland Conference and advanced to the quarterfinals of the Division I-AA playoffs before losing to eventual national champion Montana. Naivar placed five players on All-Southland Conference teams while in Huntsville.

A native of Taylor, Texas, Naivar was a four-year letterman, playing safety and quarterback, and was team captain at Hardin-Simmons University. He earned bachelor's and master's degrees at Hardin-Simmons and began his coaching career there, helping lead the Cowboys to the NAIA Division II Playoffs in 1994 and 1995.

He and his wife, Michelle, have one daughter, Jordan, and one son, Gunner.

THE NAIVAR FILE

Hometown _____ Taylor, Texas
 College _____ Hardin-Simmons (1994, 1996)
 Wife _____ Michelle
 Children _____ Jordan, Gunner

NAIVAR'S COACHING ASSIGNMENTS

Years	School	Position
2017	Texas	Special Teams Coordinator/Safeties
2015-16	Houston	Co-Defensive Coordinator/Safeties
2014	Kentucky	Special Teams Coordinator/DL
2011-13	Texas State	Defensive Coordinator/Safeties
2010	Rice	Special Teams Coordinator/DL
2007-09	Rice	Co-Defensive Coordinator/Safeties
2004-06	Texas State	Defensive Coordinator/Safeties
2002-03	Sam Houston State	Defensive Coordinator/Safeties
2000-01	Sam Houston State	Special Teams Coordinator/DL
1998-99	Southern Illinois	Special Teams Coordinator/DL
1996-97	New Mexico	Graduate Assistant
1994-95	Hardin-Simmons	Special Teams Coordinator

NAIVAR'S POSTSEASON EXPERIENCE

Year	School	Postseason
2016	Houston	Las Vegas Bowl
2015	Houston	Peach Bowl
2008	Rice	Texas Bowl
2005	Texas State	FCS Semifinals
2001	Sam Houston State	FCS Quarterfinals

NAIVAR'S PROMINENT PUPILS

HOUSTON	Honors	NFL
Garrett Davis	All-AAC '16	
Adrian McDonald	All-AAC '15	Chargers
Trevon Stewart	All-AAC '15	

KENTUCKY	Honors	NFL
Stanley Williams	Fr. All-America '14	
Austin MacGinnis	Fr. All-America '14 All-SEC '14	
Landon Foster	Academic All-America '14	

TEXAS STATE	Honors	NFL
Justin Iwuji	All-SBC '13	
Joplo Bartu	All-WAC '12	Jaguars
Darryl Morris	All-WAC '12	Jets
Blake McCollough	All-WAC '12	
Michael Ebbitt	Independent Defensive POTY '11	
Xavier Daniels	All-Independent '11	
Fred Evans	All-America '05 Southland Newcomer of the Year '04	

RICE	Honors	NFL
Kyle Martens	All-America '10 All-CUSA '10	
Travis Bradshaw	All-CUSA '10	
Brandon Long	All-CUSA '10	
Andrew Sendejo		Vikings
Chris Boswell	All-CUSA '10	Steelers

2017 COACHING STAFF • TODD ORLANDO



TODD ORLANDO



DEFENSIVE COORDINATOR/LINEBACKERS

Todd Orlando, a defensive coordinator for the past 12 seasons, including the last two at the University of Houston under Tom Herman, enters his first season as the defensive coordinator at Texas. He will also coach linebackers.

During his 23-year coaching career, Orlando has served as a defensive coordinator at UConn (2005-10), Florida International (2011-12), Utah State (2013-14) and Houston (2015-16), where he helped the Cougars to a 22-5 record, which was the fourth-best win total in the FBS in that span.

Houston posted a 9-4 record in 2016, including wins over No. 3 Oklahoma and No. 3 Louisville. The Cougars became the first program nationally to defeat two top-five teams. UH featured the nation's fourth-ranked rush defense (100.2 ypg), in addition to the nation's 13th-best defense in total yards allowed (319.6 ypg). Houston was third nationally with five defensive touchdowns and allowed just 23.5 points per game. The Cougars also ranked as one of the nation's best in bringing pressure, ranking 14th in both sacks and tackles for loss.

In the win over No. 3 Louisville, Orlando's defense contained eventual Heisman Trophy winner Lamar Jackson to 20-of-43 passing (46.5%) for 211 yards and 33 rushing yards, while sacking him 11 times – an AAC single-game record and second most in UH history.

At linebacker, Matthew Adams led the team in tackles with 82, including 7.5 tackles for loss, while Steven Taylor tied for the team lead with 8.5 sacks and was second with 12 tackles for loss. Taylor, a first-team All-AAC selection, was tied in both of those categories with Tyus Bowser, who reached those marks despite missing five games due to injury. Bowser was named second-team All-AAC.

True freshman DT Ed Oliver, who earned first-team All-America honors, was third nationally with 23 tackles for loss. He added seven quarterback hurries and led all defensive linemen nationally with his nine pass breakups.

In Orlando's first season at Houston, his opportunistic and attacking defense forced 12 teams below their scoring average with the two teams eclipsing their average, doing so by less than one point. The defense led the nation with 35 takeaways while ranking eighth nationally in rushing defense (108.9 yards per game) and 20th nationally in scoring defense (20.7 points per game).

The Cougars went to their first New Year's Bowl in 30 years, had their second 13-win season in program history and won their 11th conference championship by claiming the inaugural American Athletic Conference Championship. With a 38-24 win over No. 9 Florida State in the Chick-fil-A Peach Bowl, Houston ended the season ranked No. 8 in the Associated Press and USA Today Coaches polls, its highest finish since ranking No. 5 in 1979, and just the sixth time in program history to finish in the top 10.

With direct oversight of the linebackers, Orlando mentored Taylor and Elandon Roberts, as both earned all-conference honors from the AAC. Roberts was named to the league's first team after leading the nation with 88 solo tackles, part of the nation's fourth-best 142 total tackles. Roberts led the conference with 19 tackles for loss while Taylor was right behind with 18.5 tackles for loss, including a league-best 10 sacks. Roberts went on to be drafted in the sixth round of the 2016 NFL Draft by the New England Patriots.

In Orlando's two seasons at Utah State, the Aggies defense ranked among the nation's best in scoring defense (12th nationally in 2014 at 19.7 ppg, and seventh nationally in 2013 at 17.1 ppg) and turnovers forced with 59 over two seasons, the nation's eighth-best two-year total. The

USU defense was fourth nationally with 49 sacks in 2014 and second nationally with 114 tackles for loss as Utah State advanced to back-to-back bowl games during Orlando's stay in Logan, Utah.

Orlando's 2014 defense ranked 17th nationally and second in the Mountain West in pass efficiency defense (111.42), while its rushing defense led the league (130.7 ypg). The total defense was second in the conference (356.1 ypg), bolstered by a defensive group that led the conference with four First Team All-MWC selections. Zach Vigil was 11th nationally with 19.5 tackles for loss, and earned All-America honors, was the MWC Defensive Player of the Year and signed with the Miami Dolphins.

During his first season at Utah State, the defense ranked first in the Mountain West and seventh in the nation in scoring (17.1 ppg), the second-fewest allowed by a Utah State defense since 1971. USU also led the MWC in rushing defense (106.7 ypg/8th FBS), total defense (330.9 ypg/12th FBS), and pass efficiency defense (113.2/15th FBS). The defense also ranked sixth in the nation in the red zone, allowing opponents to score just 68.9 percent of the time, including just 19 touchdowns, to rank second nationally. Additionally, USU's defense ranked seventh in the nation in forcing three-and-outs with 5.6 per game, while its 7.6 tackles for loss per game ranked 10th nationally.

Utah State played in back-to-back-to-back bowl games for the first time in school history and won just its third bowl game ever in 2013. It was also the only team in the nation not to allow a touchdown run of 10 or more yards and allowed just two 100-yard rushers.

Prior to Utah State, Orlando spent two years as the defensive coordinator at Florida International (2011-12), helping the Panthers reach the 2011 Beef 'O' Brady's Bowl. During his two years at FIU, Orlando mentored five players who earned various All-Sun Belt Conference honors a total of seven times, including safety Jonathan Cyprien and defensive lineman Tourek Williams who both earned First-Team All-League honors. The Jacksonville Jaguars selected Cyprien with the 33rd pick of the 2013 NFL Draft.

Orlando went to Florida International after a 12-year stint at Connecticut, including six seasons (2005-10) as the defensive coordinator. In 2010, Orlando's defense helped the Huskies capture the Big East Championship and play in the Tostitos Fiesta Bowl.

In his first year as defensive coordinator at Connecticut, the Huskies led the Big East Conference in total defense at 297.1 ypg, its lowest average since 1979. In 2007, Connecticut won the Big East Championship behind the nation's 10th-ranked passing efficiency defense and the 14th-best scoring defense (19.0 ppg). Orlando's work with middle linebacker Danny Lanasanah in 2007 helped earn the senior a free agent contract with the Green Bay Packers, while weakside linebacker Lawrence Wilson was named a second-team Freshman All-American. Orlando also mentored linebacker Alfred Fincher who was chosen in the third round by the New Orleans Saints in 2005, becoming the first Husky drafted in 11 years.

Prior to Connecticut, Orlando spent three seasons as the linebackers coach at the University of Pennsylvania. A native of Pittsburgh, Pa., he began his coaching career in his home state as defensive coordinator at Central Catholic High School (1994) and Fox Chapel Area High School (1995).

Orlando was a three-year letterwinner at inside linebacker at Wisconsin and a member of the 1994 Big Ten Championship team that defeated UCLA in the Badgers' first Rose Bowl appearance since 1963. He and his wife, Amy, have two daughters, Taylor and Addison.

THE ORLANDO FILE

Hometown _____ Pittsburgh, Pa.
College _____ Wisconsin (1994)
Wife _____ Amy
Children _____ Taylor, Addison

ORLANDO'S COACHING ASSIGNMENTS

Years	School	Position
2017	Texas	Defensive Coordinator/LBs
2015-16	Houston	Defensive Coordinator/LBs
2013-14	Utah State	Defensive Coordinator/LBs
2011-12	Florida International	Defensive Coordinator/LBs
2005-10	Connecticut	Defensive Coordinator/LBs
1999-04	Connecticut	Inside Linebackers
1996-98	Pennsylvania	Linebackers
1995	Fox Chapel HS (Penn.)	Defensive Coordinator
1994	Central Catholic HS (Penn.)	Defensive Coordinator

ORLANDO'S POSTSEASON EXPERIENCE

Year	School	Postseason
2016	Houston	Las Vegas Bowl
2015	Houston	Peach Bowl
2014	Utah State	New Mexico Bowl
2013	Utah State	Poinsettia Bowl
2011	FIU	Beef O' Brady's Bowl
2010	UConn	Fiesta Bowl
2009	UConn	International Bowl
2008	UConn	Papa John's Bowl
2007	UConn	Meineke Car Care Bowl
2004	UConn	Motor City Bowl
1994	Wisconsin (player)	Rose Bowl

ORLANDO'S PROMINENT PUPILS

HOUSTON	Honors	NFL
Ed Oliver	All-America '16 Fr. All-America '16 AAC Rookie of the Year '16 All-AAC '16 Bill Willis Award '16	
Howard Wilson	All-AAC '16	Browns
Brandon Wilson	All-AAC '16	Bengals
Tyus Bowser	All-AAC '16	Ravens
Garrett Davis	All-AAC '16	
William Jackson III	All-AAC '15	Bengals
Adrian McDonald	All-AAC '15	Chargers
Elandon Roberts	All-AAC '15	Patriots
Steven Taylor	All-AAC '15, '16	
B.J. Singleton	All-AAC '15	
Trevon Stewart	All-AAC '15	

UTAH STATE	Honors	NFL
Zach Vigil	All-America '14 MWC Defensive Player of the Year	Dolphins
Nick Vigil	All-MWC '14	Bengals
Torrey Green		

UCONN	Honors	NFL
Sio Moore		Colts
Lawrence Wilson	All-Big East '09, '10	Colts
Danny Lanasanah	All-Big East '07	Buccaneers
Greg Lloyd	All-Big East '09	
Scott Lutrus	All-Big East '08	
James Hargrave	All-Big East '05	
Alfred Fletcher	All-Big East '04	



2017 COACHING STAFF • DEREK WAREHIME



DEREK WAREHIME



OFFENSIVE LINE

Derek Warehime enters his first season at Texas as the offensive line coach in 2017. He has coached in each of the previous two seasons under Tom Herman at Houston.

In his second season with the Cougars, Warehime helped UH to a 9-3 record prior to joining Herman on the 40 Acres. UH had two top-five wins, was the only program to defeat two top-five teams and joined Alabama as one of two programs nationally to beat two top-10 teams by double digits.

The Cougars' offense finished the regular season ranked 36th nationally and ranked as one of the least penalized teams in the country. The Houston offensive line allowed just 30 sacks on nearly 500 pass attempts in 2016. UH ranked 15th in third down conversions, ninth in first downs and 21st in scoring offense during the regular season.

Under Warehime in 2015, the Houston offensive line used 11 different starting lineups in 14 games due to injury. Despite the injuries, the line led a team that finished the regular season ranked 13th nationally in rushing offense with 235.8 yards per game. Under his leadership, two linemen earned season honors from *The American*. Both Alex Cooper, who started at three different positions along the line, and Will Noble, a true freshman who had his redshirt removed six games into the season, were recognized by the AAC. The two honorees under Warehime were part of a group that lost three starters to season-ending injuries and endured a total of 34 games lost due to injuries.

Warehime joined the Houston staff after three seasons with New Mexico as the Lobos' tight ends coach, adding the title of run game coordinator in his final season. In all three seasons with Warehime on staff, the New Mexico offense finished fifth or better in rushing nationally. With him serving as run game coordinator in 2014, the Lobos finished the year ranked fourth nationally in rushing with an average of 310.4 yards per game on the ground. Along with its power on the ground, New Mexico ranked fourth nationally allowing just 11 sacks during the season.

In 2013, Warehime was integral to the offensive line blocking schemes, as the unit paved the way for UNM to average 308 yards per game to rank fourth in the country. It was the second year in a row that New Mexico finished the season in the top five nationally in rushing. His tight ends also became a bigger part of the passing game in 2013, more than doubling their receiving yards from the season prior.

During his first season in Albuquerque, Warehime helped New Mexico become one of the most improved rushing attacks in the country. After finishing 103rd in the nation in rushing in 2011, the Lobos finished fifth in 2012 averaging over 300 yards per game. Under his mentorship, tight end Lucas Reed earned an invitation to the East-West Shrine Game following the 2012 season.

Prior to his time at UNM, Warehime spent two seasons as the offensive line coach at Sam Houston State. In 2011, the Bearkats featured the No. 6 rushing offense in the Football Championship Subdivision, averaging 255.9 yards per game en route to the FCS National Championship Game. SHSU averaged nearly 40 points per game. C Travis Watson and OT Chris Crockett earned 2011 Sports Network/Fathead.com All-America honors under Warehime's tutelage. In his first season, the Kats led the Southland Conference in rushing and had three players earn All-League honors.

Warehime worked for two seasons as the offensive line and tight ends coach, as well as the strength and conditioning coordinator, at the University of Arkansas at Monticello. He was the offensive coordinator in 2009. UAM led the Gulf South Conference in total offense (499.3 ypg) and rushing offense (244.4 ypg).

A 2006 graduate of Tulsa, Warehime started 34 games at center from 2001-04. He played on the Golden Hurricane's 2003 Humanitarian Bowl team and was named first team All-Western Athletic Conference in 2004. He spent one season playing professionally with the Tulsa Talons of the Arena Football League.

The Choctaw, Okla. native began his coaching career as a student assistant for the offensive line at Tulsa in 2005. The Golden Hurricane won the 2005 Conference USA Championship and defeated Fresno State in the Liberty Bowl.

Warehime spent the 2006 and 2007 seasons as a graduate assistant for the offensive line at Rice. He was also the assistant video coordinator during that time. The Owls made their first postseason appearance in 45 years and were runners-up in CUSA's West Division, setting 40 new school records on offense.

Warehime and his wife Kelly have three children: daughters Kaysen and Kylee and son, Miller Hayes.

THE WAREHIME FILE

Hometown _____ Choctaw, Okla.
 College _____ Tulsa (2006)
 Wife _____ Kelly
 Children _____ Kaysen, Kylee, Miller Hayes

WAREHIME'S COACHING ASSIGNMENTS

Years	School	Position
2017	Texas	Offensive Line
2015-16	Houston	Offensive Line
2014	New Mexico	Run Game/Special Teams/Tight Ends
2012-13	New Mexico	Tight Ends
2010-11	Sam Houston State	Offensive Line
2009	Arkansas-Monticello	Offensive Coordinator
2008	Arkansas-Monticello	Offensive Line/Tight Ends
2006-07	Rice	Graduate Assistant

WAREHIME'S POSTSEASON EXPERIENCE

Year	School	Postseason
2015	Houston	Peach Bowl
2006	Rice	New Orleans Bowl
2005	Tulsa (student assistant)	Liberty Bowl
2003	Tulsa (player)	Humanitarian Bowl

WAREHIME'S PROMINENT PUPILS

HOUSTON	Honors	NFL
Alex Cooper	All-AAC '15	
Wil Noble	Fr. All-America '15 All-AAC '15	

SAM HOUSTON ST	Honors	NFL
Chris Crockett	All-America '11 All-Southland '11	
Travis Watson	All-America '11 All-Southland '11	

ARKANSAS-MONTICELLO	Honors	NFL
Joe Wilson	All-GSC '08	
Jon Meadows	All-GSC '08	



2017 COACHING STAFF • JASON WASHINGTON



JASON WASHINGTON



RECRUITING COORDINATOR/CORNERBACKS

Jason Washington enters his first season at Texas in 2017 after coaching under Tom Herman at the University of Houston the previous two seasons. Washington serves as the Longhorns' recruiting coordinator and coaches the cornerbacks.

Throughout his career, Washington has coached seven players who have reached the NFL. At UH, Washington was also the Cougars' special teams coordinator.

Washington helped the Houston defense to a national ranking of 14th during the 2016 regular season. The Cougars had five defensive touchdowns and allowed just 22.6 points per game. CB Howard Wilson led UH with five interceptions, returning one for a touchdown. Houston's defense totaled seven interceptions and 49 pass breakups.

On special teams, Houston punter Dane Roy averaged 40.7 yards per punt and downed 19-of-55 inside the 20-yard line. The Cougars punt return defense ranked fourth nationally allowing just 1.8 yards per return on 10 attempts. Kick returner D'Eriq King averaged over 25 yards per return and registered a 99-yard return for a touchdown.

In his first season at UH, Washington oversaw arguably the best starting cornerback tandem in The American and a drastic special teams improvement. Under his leadership, William Jackson III led the nation in passes broken up (23) and passed defended (28). Jackson set Houston single-game (7) and season records in passes broken up despite missing the Memphis game with an injury. Wilson was second on the team with seven pass breakups as Houston ranked fourth nationally with 87 passes defended and seventh with 21 interceptions. The duo of Wilson and Jackson combined for four defensive touchdowns in 2015.

The Cougars' special teams unit saw much improvement under Washington in his first season. The kickoff return unit improved from 125th to 28th, kickoff return defense from 75th to 45th, punt return from 99th to 41st and punt return defense from 22nd to fourth. Wilson ranked 19th nationally with an average kickoff return of 26.6 yards, including two touchdowns. Demarcus Ayers was 27th nationally with a punt return average of 11.3 yards to earn first team honors from The American.

Washington arrived in Houston after four seasons at nearby Texas State, his second stint in San Marcos following a four-year stop at Rice. Washington's secondary unit helped the Bobcats rank

second in the Sun Belt in 2014 with 13 interceptions. Sophomore Germond Williams ranked 17th nationally with four interceptions in just nine games. Craig Mager, who was selected in the third round of the 2015 NFL Draft by the San Diego Chargers, was selected to play in the East-West Shrine Game and received All-Sun Belt honors under Washington. Junior David Mims also earned All-SBC honors with five interceptions.

In 2013, Mager was named All-Sun Belt Conference after ranking among league leaders with nine passes defended. CB Darryl Morris was named second team All-WAC in 2012, ranking among WAC leaders with four interceptions and nine passes defended. Washington also coached the punt return unit at Texas State. The Bobcats ranked seventh nationally in 2013 and led the SBC in punt returns after Andy Erickson returned 20 punts for 284 yards. Erickson ranked second nationally averaging 16.7 yards per punt return in 2012.

Washington rejoined Texas State in 2011 after spending four years at Rice where he coached five All-Conference USA defensive backs. The Owls best season came in 2008 when Rice went 10-3, their best record since the 1950s.

Before his four years at Rice, Washington had spent the previous three seasons at Texas State. During his third season of his first stint with the Bobcats, Washington produced the Southland Conference leader in interceptions, Walter Musgrove. Musgrove was a two-time All-Southland Conference pick, SLC Student-Athlete of the Year, National Football Foundation Scholar Athlete and a FCS ADA Academic All-Star. Washington also coached two other All-SLC defensive backs in each of his first two seasons in San Marcos.

Washington spent a week during the 2009 season with the Minnesota Vikings as part of the Bill Walsh Minority Coaching Fellowship program that has produced NFL head coaches such as Mike Tomlin, Marvin Lewis and Lovie Smith.

A native of San Antonio, Washington earned a bachelors degree in 2002 and a masters degree in sport administration in 2004 from Texas State. He was a four-year letterman for the Bobcats in football and baseball. He started as a defensive back in football and was a center fielder on the baseball team.

Washington and his wife Lacey have one son, Jaxson and one daughter, Jayla.

THE WASHINGTON FILE

Hometown _____ San Antonio, Texas
 College _____ Texas State (2002, 2004)
 Wife _____ Lacey
 Children _____ Jaxson, Jayla

WASHINGTON'S COACHING ASSIGNMENTS

Years	School	Position
2017	Texas	Recruiting Coordinator/CBs
2015-16	Houston	Special Teams Coordinator/CBs
2014	Texas State	Secondary
2011-13	Texas State	Cornerbacks
2007-10	Rice	Cornerbacks
2004-06	Texas State	Cornerbacks

WASHINGTON'S POSTSEASON EXPERIENCE

Year	School	Postseason
2015	Houston	Peach Bowl
2008	Rice	Texas Bowl
2005	Texas State	FCS Semifinals

WASHINGTON'S PROMINENT PUPILS

HOUSTON	Honors	NFL
Howard Wilson	All-AAC '16	Browns
Brandon Wilson	All-AAC '16	Bengals
William Jackson III	All-AAC '15	Bengals

TEXAS STATE	Honors	NFL
Craig Mager	All-SBC '13, '14	Chargers
Darryl Morris	All-WAC '12	Jets
Walter Musgrove	All-Southland '05, '06	
Nato James	All-Southland '04	

RICE	Honors	NFL
Phillip Gaines		Chiefs
Bryce Callahan		Bears
Kevin Gaddis	All-CUSA '09	



2017 COACHING STAFF • YANCY MCKNIGHT



YANCY MCKNIGHT



HEAD COACH FOR STRENGTH & CONDITIONING

Yancy McKnight, a strength and conditioning coach with ties to both the state of Texas and the Big 12, enters his first season as Head Strength and Conditioning Coach for Football at UT in 2017.

McKnight comes to Texas after spending the last two seasons as director for football sports performance under Herman at the University of Houston. There, he helped the Cougars to a 22-5 record, which is the fourth-best win total in the FBS in that span.

In that time, which included two NFL Drafts, McKnight has worked with nine players who went on to the NFL, including 2017 draft picks LB Tyus Bowser (Ravens), DB Howard Wilson (Browns) and DB Brandon Wilson (Bengals). Six Cougars made rosters as part of the 2016 NFL Draft class. CB William Jackson, III (Bengals), LB Elandon Roberts (Patriots) and WR Demarcus Ayers (Steelers) were all drafted, while RB Kenneth Farrow (Chargers), DS Nolan Frese (Seahawks) and S Adrian McDonald (Chargers) signed as free agents.

In 2016, Houston posted a 9-4 record, including wins over No. 3 Oklahoma and No. 3 Louisville. The Cougars became the first program nationally to defeat two top-five teams.

In 2015, the Cougars went to their first New Year's Bowl in 30 years, had their second 13-win season in program history and won their 11th conference championship by claiming the inaugural American Athletic Conference Championship. With a 38-24 win over No. 9 Florida State in the Chick-fil-A Peach Bowl, Houston ended the season ranked No. 8 in the Associated Press and USA Today Coaches polls, its highest finish since ranking No. 5 in 1979, and just the sixth time in program history to finish in the top 10.

McKnight arrived in Houston after serving the previous six seasons as director of strength and conditioning at Iowa State. While there, he helped mentor seven Cyclones who went on to play in the NFL (Reggie Stephens, David Sims, Leonard Johnson, Kelechi Osemele, A.J. Klein, Jake Knott, Jeremiah George) and improved the Cyclones strength and conditioning stature of the program as ISU participated in three bowls during his time in Ames.

Along with Herman and Iowa State's Paul Rhoads, McKnight has worked under successful and innovative coaches including Les Miles formerly of LSU and Oklahoma State, Todd Graham of Arizona State and formerly Rice, and David Bailiff of Rice.

Other NFL players who have worked under McKnight's eye include: Kevin Williams, Antonio Smith, Billy Bajema, Charlie Johnson, James Casey, Andrew Sendejo, Jarrett Dillard and Tramon Williams.

McKnight worked at Rice (2006-08) prior to his arrival at Iowa State. In 2008, Rice posted one of its best seasons in school history, compiling a 10-3 mark, including a 38-14 win over Western Michigan in the Texas Bowl, and a co-championship of the West Division of Conference USA.

Rice players credited his guidance in the weight room as a key component in the Owls' run to a bowl game in 2006. That team showed a level of endurance that allowed them to battle back and win three times on the last offensive play of the game.

McKnight went to Rice after two years as the head strength and conditioning coach at Louisiana Tech University. He helped the Bulldogs to a 7-4 record in 2005, including winning five of the last six games. Before his time at LTU, he began his college coaching career at Oklahoma State as an assistant in 2002.

McKnight is a member of the National Strength and Conditioning Association (NSCA), and is a certified strength and conditioning specialist (CSCS), a certified strength and conditioning coach (SCCC), and a USA Weightlifting Level I certified coach.

A native of Joplin, Mo., McKnight was a Division II All-American on the offensive line at Missouri Southern, earning his degree from the school in 2001. He was inducted into the Missouri Southern Athletics Hall of Fame in 2013.

He is married to the former Lynn Karns and they are the parents of sons, Brody and Brock.

THE MCKNIGHT FILE

Hometown _____ Joplin, Mo.
 College _____ Missouri Southern (2001)
 Wife _____ Lynn
 Children _____ Brody, Brock

MCKNIGHT'S COACHING ASSIGNMENTS

Years	School
2017	Texas
2015-16	Houston
2009-14	Iowa State
2006-08	Rice
2004-05	Louisiana Tech
2002-03	Oklahoma State

MCKNIGHT'S POSTSEASON EXPERIENCE

Year	School	Postseason
2016	Houston	Las Vegas Bowl
2015	Houston	Peach Bowl
2012	Iowa State	Liberty Bowl
2011	Iowa State	Pinstripe Bowl
2009	Iowa State	Insight Bowl
2008	Rice	Texas Bowl
2006	Rice	New Orleans Bowl
2002	Oklahoma State	Houston Bowl

MCKNIGHTS'S PROMINENT PUPILS

HOUSTON	NFL
Tyus Bowser	Ravens
Howard Wilson	Browns
Brandon Wilson	Bengals
Demarcus Ayers	Steelers
Alex Cooper	Bengals
Elandon Roberts	Patriots
William Jackson III	Bengals
Lee Hightower	Colts
Adrian McDonald	Chargers
Nolan Frese	Seahawks
Kenneth Farrow	Chargers

IOWA STATE	NFL
Josh Lenz	Texans
Collin Franklin	Bucaneers
E.J. Bibbs	Jaguars
Carter Bykowski	Falcons
Hayworth Hicks	Panthers
Kelechi Osemele	Raiders
Reggie Stephens	Ravens
David Irving	Cowboys
Jeremiah George	Cowboys
A.J. Klein	Saints
Jake Knott	Eagles
Leonard Johnson	Bills
David Sims	Browns

RICE	NFL
James Casey	Texans
Luke Wilson	Seahawks
Scott Solomon	Browns
Cheta Ozougwu	Bears
Andrew Sendejo	Vikings

LA TECH	NFL
Ryan Moats	Texans
Jonathan Holland	Raiders
Tramon Williams	Browns
Hiram Eugene	Raiders
Jerron Wishom	Packers

OK STATE	NFL
Tatum Bell	Broncos
Vernand Morency	Packers
Rashaun Woods	49ers
Billy Bajema	Ravens
Charlie Johnson	Vikings
Corey Hilliard	Lions
Antonio Smith	Texans
Kevin Williams	Saints
Darrent Williams	Broncos



2017 LONGHORNS FOOTBALL



2016
STATS

TEXAS FOOTBALL MEDIA GUIDE



2016 STATISTICS • OVERVIEW

2016 SCHEDULE & RESULTS

RECORD: 5-7 (3-6 BIG 12)
HOME: 4-2 ROAD: 1-4 NEUTRAL: 0-1

UT						
DATE	RANK	OPPONENT	W/L	SCORE	ATT	
Sept. 4	RV/RV	#10/9 NOTRE DAME	W	50-47 (20T)	102,315	
Sept. 10	11/20	UTEP	W	41-7	92,863	
Sept. 17	11/16	at California	L	43-50	50,448	
Oct. 1	22/25	at Oklahoma State*	L	31-49	53,468	
Oct. 8	RV/NR	vs. #20/22 Oklahoma*+	L	40-45	90,100	
Oct. 15		IOWA STATE*	W	27-6	96,851	
Oct. 22		at Kansas State*	L	21-24	52,328	
Oct. 29		#8/6 BAYLOR*	W	35-34	97,822	
Nov. 5		at Texas Tech*	W	45-37	60,803	
Nov. 12		#11/10 WEST VIRGINIA*	L	20-24	98,367	
Nov. 19		at Kansas*	L	21-24 (OT)	25,673	
Nov. 25		TCU*	L	9-31	99,065	

* Big 12 Conference game // + Cotton Bowl (Dallas)

ATTENDANCE

Total	12 games	920,103 (76,675 avg)
Home	6 games	587,283 (97,880 avg)
Road	5 games	242,720 (48,544 avg)
Neutral	1 game	90,100 (90,100 avg)

RUSHING

NAME	G	ATT	GAIN	LOST	NET	AVG	TD	LONG	AVG/G
Foreman, D'Onta	11	323	2049	21	2028	6.3	15	74	184.4
Warren III, Chris	4	62	367	1	366	5.9	3	46	91.5
Porter, Kyle	11	46	217	12	205	4.5	0	30	18.6
Swoopes, Tyrone	11	54	194	20	174	3.2	7	14	15.8
Buechele, Shane	12	96	335	174	161	1.7	2	23	13.4
Dickson, Michael	12	1	6	0	6	6.0	0	6	0.5
Houston, Tristian	2	3	4	1	3	1.0	0	3	1.5
Heard, Jerrod	11	1	-12	0	-12	-12.0	0	5	-1.1
Leonard, Dorian	12	0	-12	0	-12	0.0	0	0	-1.0
TEAM	10	11	0	48	-48	-4.4	0	0	-4.8
Total	12	597	3148	277	2871	4.8	27	74	239.2
Opponents	12	550	2708	431	2277	4.1	23	70	189.8

PASSING

NAME	G	EFF	C-A-I	PCT	YDS	TD	LONG	EFFIC
Buechele, Shane	12	136.00	236-391-11	60.4	2958	21	80	246.5
Swoopes, Tyrone	11	94.93	5-9-1	55.6	66	0	34	6.0
TEAM	10	0.00	0-2-0	0.0	0	0	0	0.0
Total	12	134.41	241-402-12	60.0	3024	21	80	252.0
Opponents	12	138.07	246-405-10	60.7	3102	22	71	258.5

TEAM TOTALS

	TEXAS	OPPONENTS
SCORING	383	378
Points Per Game	31.9	31.5
Points Off Turnovers	41	68
FIRST DOWNS	301	276
Rushing	157	124
Passing	122	128
Penalty	22	24
RUSHING YARDAGE	2871	2277
Yards gained rushing	3148	2708
Yards lost rushing	277	431
Rushing Attempts	597	550
Average Per Rush	4.8	4.1
Average Per Game	239.2	189.8
TDs Rushing	27	23
PASSING YARDAGE	3024	3102
Comp-Att-Int	241-402-12	246-405-10
Average Per Pass	7.5	7.7
Average Per Catch	12.5	12.6
Average Per Game	252.0	258.5
TDs Passing	21	22
TOTAL OFFENSE	5895	5379
Total Plays	999	955
Average Per Play	5.9	5.6
Average Per Game	491.2	448.2
KICK RETURNS: #-Yards	42-773	44-930
PUNT RETURNS: #-Yards	28-182	19-93
INT RETURNS: #-Yards	10-101	12-196
KICK RETURN AVERAGE	18.4	21.1
PUNT RETURN AVERAGE	6.5	4.9
INT RETURN AVERAGE	10.1	16.3
FUMBLES-LOST	16-11	24-10
PENALTIES-Yards	85-769	83-738
Average Per Game	64.1	61.5
PUNTS-Yards	66-3115	77-3043
Average Per Punt	47.2	39.5
Net punt average	42.8	36.6
KICKOFFS-Yards	73-4557	73-4550
Average Per Kick	62.4	62.3
Net kick average	40.4	41.5
TIME OF POSSESSION/Game	28:16	31:44
3RD-DOWN Conversions	70/194	72/189
3rd-Down Pct	36%	38%
4TH-DOWN Conversions	11/22	8/17
4th-Down Pct	50%	47%
SACKS BY-Yards	41-299	30-162
MISC YARDS	1	1
TOUCHDOWNS SCORED	48	47
FIELD GOALS-ATTEMPTS	17-24	15-18
ON-SIDE KICKS	0-1	0-0
RED-ZONE SCORES	(44-55) 80%	(40-47) 85%
RED-ZONE TOUCHDOWNS	(29-55) 53%	(27-47) 57%
PAT-ATTEMPTS	(40-44) 91%	(43-45) 96%
ATTENDANCE	587283	242720
Games/Avg Per Game	6/97880	5/48544
Neutral Site Games		1/92100

SCORE BY QUARTER

	1st	2nd	3rd	4th	OT	TOTAL
TEXAS	91	104	106	69	13	383
OPPONENTS	104	108	78	75	13	378

2016 STATISTICS • INDIVIDUAL

RECEIVING

NAME	G	NO	YDS	AVG	TD	LONG	AVG/G
Foreman, Armanti	12	34	420	12.4	3	51	35.0
Oliver, Jake	12	33	358	10.8	0	52	29.8
Warrick, Jacorey	11	30	360	12.0	3	75	32.7
Leonard, Dorian	12	29	397	13.7	3	49	33.1
Johnson, Collin	12	28	315	11.2	3	40	26.2
Heard, Jerrod	11	24	266	11.1	3	68	24.2
Duvernay, Devin	12	20	412	20.6	3	80	34.3
Burt, John	9	18	201	11.2	1	72	22.3
Joe, Lorenzo	7	8	102	12.8	0	61	14.6
Foreman, D'Onta	11	7	75	10.7	0	21	6.8
Beck, Andrew	12	4	82	20.5	2	39	6.8
Humphrey, Lil'Jordan	10	2	15	7.5	0	8	1.5
Bluiett, Caleb	11	2	11	5.5	0	10	1.0
Porter, Kyle	11	2	10	5.0	0	8	0.9
Total	12	241	3024	12.5	21	80	252.0
Opponents	12	246	3102	12.6	22	71	258.5

ALL-PURPOSE

NAME	G	RUSH	REC	PUNT RET	KO RET	IR	TOTAL	YPG
Foreman, D'Onta	11	2028	75	0	0	0	2103	191.2
Warrick, Jacorey	11	0	360	80	258	0	698	63.5
Duvernay, Devin	12	0	412	0	257	0	669	55.8
Foreman, Armanti	12	0	420	69	110	0	599	49.9
Leonard, Dorian	12	-12	397	0	0	0	385	32.1
Warren III, Chris	4	366	0	0	0	0	366	91.5
Oliver, Jake	12	0	358	0	0	0	358	29.8
Johnson, Collin	12	0	315	0	0	0	315	26.2
Heard, Jerrod	11	-12	266	0	0	0	254	23.1
Porter, Kyle	11	205	10	0	29	0	244	22.2
Burt, John	9	0	201	0	0	0	201	22.3
Swoopes, Tyrone	11	174	0	0	0	0	174	15.8
Buechele, Shane	12	161	0	0	0	0	161	13.4
Joe, Lorenzo	7	0	102	0	0	0	102	14.6
Beck, Andrew	12	0	82	0	0	0	82	6.8
Jones, Brandon	12	0	0	33	44	0	77	6.4
Haines, Dylan	11	0	0	0	0	38	38	3.5
Freeman, Edwin	12	0	0	0	0	37	37	3.1
Vasser, Quincy	11	0	0	0	30	0	30	2.7
Boyd, Kris	12	0	0	0	29	0	29	2.4
Bluiett, Caleb	11	0	11	0	16	0	27	2.5
Elliott, DeShon	12	0	0	0	0	24	24	2.0
Humphrey, Lil'Jordan	10	0	15	0	0	0	15	1.5
Dickson, Michael	12	6	0	0	0	0	6	0.5
Houston, Tristian	2	3	0	0	0	0	3	1.5
Locke III, P.J.	12	0	0	0	0	2	2	0.2
TEAM	10	-48	0	0	0	0	-48	-4.8
Total	12	2871	3024	182	773	101	6951	579.2
Opponents	12	2277	3102	93	930	196	6598	549.8

TOTAL OFFENSE

NAME	G	PLAYS	RUSH	PASS	YDS	YPG
Buechele, Shane	12	487	161	2958	3119	259.9
Foreman, D'Onta	11	323	2028	0	2028	184.4
Warren III, Chris	4	62	366	0	366	91.5
Swoopes, Tyrone	11	63	174	66	240	21.8
Porter, Kyle	11	46	205	0	205	18.6
Dickson, Michael	12	1	6	0	6	0.5
Houston, Tristian	2	3	3	0	3	1.5
Heard, Jerrod	11	1	-12	0	-12	-1.1
Leonard, Dorian	12	0	-12	0	-12	-1.0
TEAM	10	13	-48	0	-48	-4.8
Total	12	999	2871	3024	5895	491.2
Opponents	12	955	2277	3102	5379	448.2

PUNTING

NAME	NO	YDS	AVG.	LONG	TB	FC	I20	50+	BLK
Dickson, Michael	65	3079	47.4	74	9	20	28	25	0
Buechele, Shane	1	36	36.0	36	1	0	0	0	0
Total	66	3115	47.2	74	10	20	28	25	0
Opponents	77	3043	39.5	64	2	24	18	13	2

KICK RETURNS

NAME	NO	YDS	AVG	TD	LONG
Warrick, Jacorey	13	258	19.8	0	30
Duvernay, Devin	12	257	21.4	0	28
Foreman, Armanti	6	110	18.3	0	33
Vasser, Quincy	3	30	10.0	0	14
Boyd, Kris	2	29	14.5	0	16
Bluiett, Caleb	2	16	8.0	0	13
Jones, Brandon	2	44	22.0	0	23
Porter, Kyle	2	29	14.5	0	19
Total	42	773	18.4	0	33
Opponents	44	930	21.1	0	57

PUNT RETURNS

NAME	NO	YDS	AVG	TD	LONG
Warrick, Jacorey	17	80	4.7	0	20
Foreman, Armanti	8	69	8.6	0	22
Jones, Brandon	2	33	16.5	0	0
Humphrey, Lil'Jordan	1	0	0.0	0	0
Total	28	182	6.5	0	22
Opponents	19	93	4.9	0	40

INTERCEPTIONS

NAME	NO	YDS	AVG	TD	LONG
Haines, Dylan	4	38	9.5	0	38
Locke III, P.J.	2	2	1.0	0	2
Freeman, Edwin	2	37	18.5	0	33
Elliott, DeShon	1	24	24.0	0	24
Boyd, Kris	1	0	0.0	0	0
Total	10	101	10.1	0	38
Opponents	12	196	16.3	1	55

FUMBLE RETURNS

NAME	NO	YDS	AVG	TD	LONG
Elliott, DeShon	1	4	4.0	0	4
Total	1	4	4.0	0	4
Opponents	3	130	43.3	1	100

KICKOFFS

NAME	NO	YDS	AVG	TB	OB	RETN	NET	YDLN
Becker, Mitchell	72	4538	63.0	27	1			
Domingue, Trent	1	19	19.0	0	1			
Total	73	4557	62.4	27	2	930	40.4	24
Opponents	73	4550	62.3	30	1	773	41.5	23



2016 STATISTICS • SCORING/BIG PLAYS

2016 SCORING DRIVES

TIME	PLAYS-YARDS	RESULT	SCORING PLAY	OPPONENT
0:07	1-37	Touchdown	37-yard run D. Foreman	Baylor (10/29/16)
0:09	1-47	Touchdown	47-yard run D. Foreman	at California (9/17/16)
0:11	1-75	Touchdown	75-yard pass Buechele to Warrick	at Kansas (11/19/16)
0:20	2-90	Touchdown	80-yard pass Buechele to D. Duvernay	at Kansas State (10/22/16)
0:25	2-54	Touchdown	46-yard pass Buechele to Leonard	UTEP (9/10/16)
0:31	2-75	Touchdown	72-yard pass Buechele to Burt	Notre Dame (9/4/16)
0:37	3-60	Touchdown	29-yard pass Buechele to Heard	UTEP (9/10/16)
0:42	3-81	Touchdown	24-yard run D. Foreman	at Texas Tech (11/5/16)
0:51	5-69	Touchdown	22-yard run D. Foreman	vs. Oklahoma (10/8/16)
0:54	4-69	Touchdown	4-yard run D. Foreman	at Texas Tech (11/5/16)
1:03	4-75	Touchdown	62-yard run D. Foreman	at Oklahoma State (10/1/16)
1:04	4-87	Touchdown	75-yard pass Buechele to D. Duvernay	Iowa State (10/15/16)
1:05	5-12	Field Goal	38 yards Domingue	at California (9/17/16)
1:13	5-79	Touchdown	63-yard pass Buechele to Duvernay	vs. Oklahoma (10/8/16)
1:18	4-2	Field Goal	24 yards Becker	vs. TCU (11/25/2016)
1:18	5-75	Touchdown	38-yard run D. Foreman	at Texas Tech (11/5/16)
1:19	6-67	Touchdown	10-yard pass Buechele to A. Foreman	vs. Oklahoma (10/8/16)
1:22	4-(-3)	Field Goal	33 yards Domingue	vs. Oklahoma (10/8/16)
1:28	11-48	Field Goal	29 yards Domingue	at Texas Tech (11/5/16)
1:29	6-86	Touchdown	4-yard run D. Foreman	at California (9/17/16)
1:31	12-44	Field Goals	21 yards Domingue	Iowa State (10/15/16)
1:33	6-84	Touchdown	2-yard run Swoopes	at Oklahoma State (10/1/16)
1:37	4-1	Field Goal	22 yards Domingue	UTEP (9/10/16)
1:44	5-58	Touchdown	4-yard run Buechele	vs. West Virginia (11/12/2016)
1:44	6-79	Touchdown	7-yard pass Buechele to Beck	Baylor (10/29/16)
1:54	8-80	Touchdown	41-yard pass Buechele to Warrick	at California (9/17/16)
2:00	8-68	Touchdown	19-yard run D. Foreman	Notre Dame (9/4/16)
2:01	6-66	Touchdown	9-yard run D. Foreman	Baylor (10/29/16)
2:02	5-75	Touchdown	39-yard pass Buechele to Beck	at Oklahoma State (10/1/16)
2:04	7-64	Touchdown	12-yard run Warren III	at California (9/17/16)
2:05	7-70	Touchdown	7-yard Buechele to Heard	UTEP (9/10/16)
2:06	6-75	Touchdown	45-yard pass Buechele to Leonard	vs. Oklahoma (10/8/16)
2:07	7-57	Touchdown	6-yard pass Buechele to Leonard	at Kansas State (10/22/16)
2:07	8-75	Touchdown	37-yard pass Buechele to Heard	Iowa State (10/15/16)
2:12	9-80	Touchdown	20-yard pass Buechele to Johnson	vs. West Virginia (11/12/2016)
2:12	9-60	Touchdown	8-yard pass Buechele to Warrick	UTEP (9/10/16)
2:14	6-61	Field Goal	31 yards Becker	vs. TCU (11/25/2016)
2:22	8-66	Touchdown	1-yard run D. Foreman	vs. Oklahoma (10/8/16)
2:24	7-58	Field Goal	39 yards Domingue	Baylor (10/29/16)
2:28	7-80	Touchdown	1-yard run Swoopes	Notre Dame (9/4/16)
2:30	8-88	Touchdown	40-yard pass Buechele to A. Foreman	Baylor (10/29/16)
2:30	8-73	Touchdown	22-yard run D. Foreman	at Oklahoma State (10/1/16)
2:32	9-46	Touchdown	1-yard run D. Foreman	at Kansas (11/19/16)
2:32	9-75	Touchdown	16-yard pass Buechele to Johnson	at Texas Tech (11/5/16)
2:32	9-75	Touchdown	9-yard pass Buechele to Johnson	at Texas Tech (11/5/16)
2:42	8-38	Touchdown	2-yard run D. Foreman	at Kansas (11/19/16)
2:47	7-67	Field Goal	25 yards Domingue	Baylor (10/29/16)
2:58	11-75	Touchdown	19-yard pass Buechele to A. Foreman	Notre Dame (9/4/16)
2:59	12-65	Field Goal	27 yards Domingue	vs. West Virginia (11/12/2016)
3:01	8-54	Field Goal	25 yards Domingue	Notre Dame (9/4/16)
3:03	11-75	Touchdown	4-yard run Swoopes	at Texas Tech (11/5/16)
3:10	13-84	Touchdown	4-yard run Warren III	at California (9/17/16)
3:30	12-52	Touchdown	1-yard run Warren III	UTEP (9/10/16)
3:46	11-49	Field Goal	43 yards Domingue	UTEP (9/10/16)
3:59	12-75	Touchdown	8-yard run Swoopes	at Kansas State (10/22/16)
4:02	18-64	Field Goal	28 yards Domingue	vs. Oklahoma (10/8/16)
4:17	13-96	Touchdown	18-yard run D. Foreman	Iowa State (10/15/16)
4:20	9-71	Field Goal	21 yards Domingue	vs. TCU (11/25/2016)
4:37	14-81	Touchdown	12-yard run Swoopes	at Oklahoma State (10/1/16)
5:10	12-59	Field Goal	35 yards Domingue	at California (9/17/16)
5:13	16-88	Touchdown	1-yard run Buechele	Notre Dame (9/4/16)
6:48	21-84	Field Goal	19 yards Domingue	vs. West Virginia (11/12/2016)
OT	4-25	Touchdown	3-yard run Swoopes	Notre Dame (9/4/16)
OT	5-25	Touchdown	6-yard run Swoopes	Notre Dame (9/4/16)

20 YARD PLAYS (81)

PLAYS OF 20 YARDS OR MORE	OPP		
YDS	TYPE	NAME(S)	OPP
*80	Pass	Duvernay, Devin from Buechele, Shane	Kansas State
*75	Pass	Warrick, Jacorey from Buechele, Shane	Kansas
*75	Pass	Duvernay, Devin from Buechele, Shane	Iowa State
*74	Rush	Foreman, D'Onta	Texas Tech
*72	Pass	Burt, John from Buechele, Shane	Notre Dame
68	Pass	Heard, Jerrod from Buechele, Shane	Notre Dame
*63	Pass	Duvernay, Devin from Buechele, Shane	Oklahoma
*62	Rush	Foreman, D'Onta	Oklahoma State
61	Pass	Joe, Lorenzo from Buechele, Shane	Baylor
55	Rush	Foreman, D'Onta	Texas Tech
52	Pass	Oliver, Jake from Buechele, Shane	Texas Tech
51	Pass	Foreman, Armanti from Buechele, Shane	Baylor
49	Pass	Leonard, Dorian from Buechele, Shane	Oklahoma State
48	Pass	Duvernay, Devin from Buechele, Shane	TCU
*47	Rush	Foreman, D'Onta	California
46	Rush	Warren III, Chris	Oklahoma State
*46	Pass	Leonard, Dorian from Buechele, Shane	UTEP
*45	Pass	Leonard, Dorian from Buechele, Shane	Oklahoma
44	Rush	Foreman, D'Onta	TCU
*41	Pass	Warrick, Jacorey from Buechele, Shane	California
40	Rush	Foreman, D'Onta	Baylor
40	Pass	Johnson, Collin from Buechele, Shane	Baylor
*40	Pass	Foreman, Armanti from Buechele, Shane	Baylor
*39	Pass	Beck, Andrew from Buechele, Shane	Oklahoma State
38	Pass	Foreman, Armanti from Buechele, Shane	Baylor
*38	Rush	Foreman, D'Onta	Texas Tech
38	INT	Haines, Dylan	Oklahoma
*37	Pass	Heard, Jerrod from Buechele, Shane	Iowa State
*37	Rush	Foreman, D'Onta	Baylor
34	Pass	Foreman, Armanti from Swoopes, Tyrone	California
33	INT	Freeman, Edwin	Kansas State
33	KR	Foreman, Armanti	Oklahoma
32	Rush	Foreman, D'Onta	West Virginia
32	Pass	Leonard, Dorian from Buechele, Shane	West Virginia
32	Rush	Foreman, D'Onta	Baylor
30	Rush	Porter, Kyle	Texas Tech
30	KR	Warrick, Jacorey	Baylor
*29	Pass	Heard, Jerrod from Buechele, Shane	UTEP
29	Pass	Leonard, Dorian from Buechele, Shane	West Virginia
28	Pass	Leonard, Dorian from Buechele, Shane	West Virginia
28	Rush	Foreman, D'Onta	California
28	Rush	Foreman, D'Onta	Oklahoma
28	KR	Duvernay, Devin	California
25	KR	Duvernay, Devin	Oklahoma State
25	KR	Duvernay, Devin	California
25	Rush	Warren III, Chris	California
24	INT	Elliott, DeShon	TCU
24	KR	Duvernay, Devin	Oklahoma State
24	KR	Warrick, Jacorey	West Virginia
23	Pass	Johnson, Collin from Buechele, Shane	TCU
23	KR	Warrick, Jacorey	Texas Tech
23	Rush	Buechele, Shane	West Virginia
23	KR	Duvernay, Devin	California
23	Pass	Oliver, Jake from Buechele, Shane	Kansas State
23	KR	Jones, Brandon	Baylor
23	Rush	Foreman, D'Onta	Texas Tech
*22	Rush	Foreman, D'Onta	Oklahoma State
22	KR	Foreman, Armanti	Oklahoma
*22	Rush	Foreman, D'Onta	Oklahoma
22	KR	Warrick, Jacorey	West Virginia
22	PR	Foreman, Armanti	Iowa State
21	KR	Jones, Brandon	Oklahoma
21	Rush	Foreman, D'Onta	West Virginia
21	Pass	Foreman, D'Onta from Buechele, Shane	Oklahoma State
21	KR	Warrick, Jacorey	Kansas
21	Pass	Warrick, Jacorey from Buechele, Shane	UTEP
21	Pass	Oliver, Jake from Buechele, Shane	Notre Dame
21	Pass	Heard, Jerrod from Buechele, Shane	Oklahoma State
20	Pass	Beck, Andrew from Buechele, Shane	TCU
20	KR	Warrick, Jacorey	TCU
20	Pass	Warrick, Jacorey from Buechele, Shane	Notre Dame
20	KR	Duvernay, Devin	California
20	KR	Duvernay, Devin	Oklahoma State
20	Pass	Johnson, Collin from Buechele, Shane	West Virginia
*20	Pass	Johnson, Collin from Buechele, Shane	West Virginia
20	KR	Duvernay, Devin	Oklahoma State
20	Pass	Foreman, D'Onta from Buechele, Shane	Kansas State
20	Rush	Warren III, Chris	California
20	KR	Warrick, Jacorey	Texas Tech
20	KR	Warrick, Jacorey	Kansas
20	PR	Warrick, Jacorey	Notre Dame

* touchdown scored on play



2016 STATISTICS • SUPERLATIVES

INDIVIDUAL SINGLE-GAME SUPERLATIVES

CATEGORY	NO.	TEXAS
Rushes	51	Foreman, D'Onta at Kansas (Nov 19, 2016)
Yards Rushing	341	Foreman, D'Onta at Texas Tech (Nov 05, 2016)
TD Rushes	3	Swoopes, Tyrone vs Notre Dame (Sep 04, 2016) Foreman, D'Onta at Texas Tech (Nov 05, 2016)
Long Rush	74	Foreman, D'Onta at Texas Tech (Nov 05, 2016)
Pass attempts	48	Buechele, Shane vs West Virginia (Nov 12, 2016)
Pass completions	31	Buechele, Shane vs West Virginia (Nov 12, 2016)
Yards Passing	318	Buechele, Shane vs West Virginia (Nov 12, 2016)
TD Passes	4	Buechele, Shane vs UTEP (Sep 10, 2016)
Long Pass	80	Buechele, Shane at Kansas State (Oct 22, 2016)
Receptions	7	Warrick, Jacorey vs UTEP (Sep 10, 2016) Leonard, Dorian vs West Virginia (Nov 12, 2016) Johnson, Collin vs West Virginia (Nov 12, 2016)
Yards Receiving	142	Foreman, Armanti vs Baylor (Oct 29, 2016)
TD Receptions	2	Heard, Jerrod vs UTEP (Sep 10, 2016) Johnson, Collin at Texas Tech (Nov 05, 2016)
Long Reception	80	Duvenay, Devin at Kansas State (Oct 22, 2016)
Field Goals	2	Domingue, Trent vs UTEP (Sep 10, 2016) Domingue, Trent at California (Sep 17, 2016) Domingue, Trent vs Oklahoma (Oct 08, 2016) Domingue, Trent vs Iowa State (Oct 15, 2016) Domingue, Trent vs Baylor (Oct 29, 2016) Domingue, Trent vs West Virginia (Nov 12, 2016) Becker, Mitchell vs TCU (Nov 25, 2016)
Long Field Goal	43	Domingue, Trent vs UTEP (Sep 10, 2016)
Punts	8	Dickson, Michael at Kansas (Nov 19, 2016) Dickson, Michael vs TCU (Nov 25, 2016)
Punting Avg	55.0	Dickson, Michael vs Notre Dame (Sep 04, 2016)
Long Punt	74	Dickson, Michael vs TCU (Nov 25, 2016)
Punts inside 20	4	Dickson, Michael vs Oklahoma (Oct 08, 2016) Dickson, Michael at Kansas (Nov 19, 2016) Dickson, Michael vs TCU (Nov 25, 2016)
Long Punt Return	22	Foreman, Armanti vs Iowa State (Oct 15, 2016)
Long Kickoff Return	33	Foreman, Armanti vs Oklahoma (Oct 08, 2016)
Tackles	13	Wheeler, Anthony vs Oklahoma (Oct 08, 2016)
Sacks	2.5	Hughes, Naashon vs Iowa State (Oct 15, 2016)
Tackles For Loss	3.0	Roach, Malcolm vs West Virginia (Nov 12, 2016)
Interceptions	2	Haines, Dylan vs Oklahoma (Oct 08, 2016) Haines, Dylan vs West Virginia (Nov 12, 2016)

CATEGORY	NO.	OPPONENT
Rushes	35	Perine, Samaje, vs Oklahoma (Oct 08, 2016)
Yards Rushing	214	Perine, Samaje, vs Oklahoma (Oct 08, 2016)
TD Rushes	2	Five Times
Long Rush	70	Anderson, D., vs TCU (Nov 25, 2016)
Pass attempts	59	Mahomes, P., at Texas Tech (Nov 05, 2016)
Pass completions	36	Mahomes, P., at Texas Tech (Nov 05, 2016)
Yards Passing	396	Webb, Davis, at California (Sep 17, 2016)
TD Passes	5	KIZER, vs Notre Dame (Sep 04, 2016)
Long Pass	71	Mayfield, Baker, vs Oklahoma (Oct 08, 2016)
Receptions	12	Hansen, Chad, at California (Sep 17, 2016)
Yards Receiving	232	Westbrook, Dede, vs Oklahoma (Oct 08, 2016)
TD Receptions	3	Westbrook, Dede, vs Oklahoma (Oct 08, 2016)
Long Reception	71	Westbrook, Dede, vs Oklahoma (Oct 08, 2016)
Field Goals	3	Wyman, Matthew, at Kansas (Nov 19, 2016)
Long Field Goal	44	Molina, Mike, vs West Virginia (Nov 12, 2016)
Punts	10	Two Times
Punting Avg	48.2	Klumph, Dylan, at California (Sep 17, 2016)
Long Punt	64	Klumph, Dylan, at California (Sep 17, 2016)
Punts inside 20	4	Nunez, Adam, vs TCU (Nov 25, 2016)
Long Punt Return	40	SANDERS, vs Notre Dame (Sep 04, 2016)
Long Kickoff Return	57	Gray, Deante, vs TCU (Nov 25, 2016)
Tackles	16	Loneker, Keith, at Kansas (Nov 19, 2016)
Sacks	2.0	Five Times
Tackles For Loss	3.0	Three Times
Interceptions	1	12 Times

TEAM SINGLE-GAME SUPERLATIVES

CATEGORY	NO.	TEXAS
Rushes	63	at Kansas (Nov 19, 2016)
Yards Rushing	414	at Texas Tech (Nov 05, 2016)
Yards Per Rush	8.3	at Texas Tech (Nov 05, 2016)
TD Rushes	5	vs Notre Dame (Sep 04, 2016)
Pass attempts	50	vs West Virginia (Nov 12, 2016)
Pass completions	31	vs West Virginia (Nov 12, 2016)
Yards Passing	318	vs West Virginia (Nov 12, 2016)
Yards Per Pass	13.9	vs Baylor (Oct 29, 2016)
TD Passes	4	vs UTEP (Sep 10, 2016)
Total Plays	100	vs West Virginia (Nov 12, 2016)
Total Offense	658	at Texas Tech (Nov 05, 2016)
Yards Per Play	7.6	vs Baylor (Oct 29, 2016)
Points	50	vs Notre Dame (Sep 04, 2016)
Sacks By	8	vs Iowa State (Oct 15, 2016)
First Downs	34	at California (Sep 17, 2016)
Penalties	11	vs Notre Dame (Sep 04, 2016)
Penalty Yards	115	vs UTEP (Sep 10, 2016)
Turnovers	6	at Kansas (Nov 19, 2016)
Interceptions By	3	vs West Virginia (Nov 12, 2016)
Punts	8	at Kansas (Nov 19, 2016) vs TCU (Nov 25, 2016)
Punting Avg	55.0	vs Notre Dame (Sep 04, 2016)
Long Punt	74	vs TCU (Nov 25, 2016)
Punts inside 20	4	vs Oklahoma (Oct 08, 2016) at Kansas (Nov 19, 2016) vs TCU (Nov 25, 2016)
Long Punt Return	22	vs Iowa State (Oct 15, 2016)

CATEGORY	NO.	OPPONENT
Rushes	68	vs Baylor (Oct 29, 2016)
Yards Rushing	398	vs Baylor (Oct 29, 2016)
Yards Per Rush	6.7	vs TCU (Nov 25, 2016)
TD Rushes	4	vs TCU (Nov 25, 2016)
Pass attempts	59	at Texas Tech (Nov 05, 2016)
Pass completions	36	at Texas Tech (Nov 05, 2016)
Yards Passing	396	at California (Sep 17, 2016)
Yards Per Pass	14.0	at Oklahoma State (Oct 1, 2016)
TD Passes	5	vs Notre Dame (Sep 04, 2016)
Total Plays	100	at Texas Tech (Nov 05, 2016)
Total Offense	672	vs Oklahoma (Oct 08, 2016)
Yards Per Play	7.8	at Oklahoma State (Oct 1, 2016)
Points	50	at California (Sep 17, 2016)
Sacks By	4	Four Times
First Downs	31	Two Times
Penalties	10	vs Baylor (Oct 29, 2016)
Penalty Yards	85	at Kansas (Nov 19, 2016)
Turnovers	4	Two Times
Interceptions By	3	at Kansas (Nov 19, 2016)
Punts	11	vs UTEP (Sep 10, 2016)
Punting Avg	46.3	vs Iowa State (Oct 15, 2016)
Long Punt	64	at California (Sep 17, 2016)
Punts inside 20	4	vs UTEP (Sep 10, 2016) vs TCU (Nov 25, 2016)
Long Punt Return	40	vs Notre Dame (Sep 04, 2016)



2016 STATISTICS • SCORING/BIG PLAYS

SCORING

SCORING	TD	FGS	KICK	PAT		PAT		PAT		SAF	POINTS
				RUSH	RCV	PASS	DXP				
Foreman, D'Onta	15	0-0	0-0	0-0	0	0-0	0	0	0	0	90
Domingue, Trent	0	15-22	40-44	0-0	0	0-0	0	0	0	0	85
Swoopes, Tyrone	7	0-0	0-0	0-2	0	0-0	0	0	0	0	42
Leonard, Dorian	3	0-0	0-0	0-0	0	0-0	0	0	0	0	18
Warrick, Jacorey	3	0-0	0-0	0-0	0	0-0	0	0	0	0	18
Warren III, Chris	3	0-0	0-0	0-0	0	0-0	0	0	0	0	18
Heard, Jerrod	3	0-0	0-0	0-0	0	0-0	0	0	0	0	18
Duvernay, Devin	3	0-0	0-0	0-0	0	0-0	0	0	0	0	18
Johnson, Collin	3	0-0	0-0	0-0	0	0-0	0	0	0	0	18
Foreman, Armanti	3	0-0	0-0	0-0	0	0-0	0	0	0	0	18
Buechele, Shane	2	0-0	0-0	0-0	0	0-1	0	0	0	0	12
Beck, Andrew	2	0-0	0-0	0-0	0	0-0	0	0	0	0	12
Burt, John	1	0-0	0-0	0-0	0	0-0	0	0	0	0	6
Becker, Mitchell	0	2-2	0-0	0-0	0	0-0	0	0	0	0	6
TEAM	0	0-0	0-0	0-0	0	0-0	0	0	1	0	2
Jones, Brandon	0	0-0	0-0	0-0	0	0-0	0	0	1	0	2
Total	48	17-24	40-44	0-2	0	0-1	0	0	2	0	383
Opponents	47	15-18	43-45	2-2	0	0-0	2	0	0	0	378

FIELD GOAL ACCURACY

NAME	G	10-19	20-29	30-39	40-49	50-59	60+	TOTAL	PCT	LONG
Domingue, Trent	12	1-1	9-9	4-8	1-3	0-1	0-0	15-22	.682	43/UTEP
Becker, Mitchell	12	0-0	1-1	1-1	0-0	0-0	0-0	2-2	1.000	31/TCU
Total	12	1-1	10-10	5-9	1-3	0-1	0-0	17-24	.708	43/UTEP
Opponents	12	0-0	7-7	6-7	2-3	0-1	0-0	15-18	.833	44

TEXAS IN THE RED ZONE

Possessions	55
Total scores	44
Percentage	80.0%
Points Scored	244
Touchdowns (rush/pass)	29 (20/9)
Field goals	15
Missed field goals	5
Turnovers	4
On downs	1
Clock	1

OPPONENTS IN THE RED ZONE

Possessions	47
Total scores	40
Percentage	85.1%
Points Scored	228
Touchdowns (rush/pass)	27 (17/10)
Field goals	13
Missed field goals	1
Turnovers	5
On downs	0
Clock	1

TEXAS NON-OFFENSIVE TOUCHDOWNS

YDS	PLAY	PLAYER	OPPONENT
NONE			

POINTS OFF TURNOVER

OPPONENT	UT TOs	OPP POINTS	OPP TOs	UT POINTS
NOTRE DAME	1	7	0	0
UTEP	1	0	1	0
at California	2	14	0	0
at Oklahoma State	1	6	0	0
vs. Oklahoma	2	14	4	3
IOWA STATE	2	3	1	0
at Kansas State	0	0	3	0
BAYLOR	2	0	2	7
at Texas Tech	2	14	2	7
WEST VIRGINIA	3	0	4	7
at Kansas	6	10	2	14
TCU	1	0	1	3
Totals	23	68	20	41

10-YARD GAINS BY PLAYER

NAME	NO	TD	RUSH	REC	KO RET	PUNT RET	IR	FR
Foreman, D'Onta	51	9	48	3	0	0	0	0
Warrick, Jacorey	31	2	0	14	13	4	0	0
Duvernay, Devin	26	3	0	14	12	0	0	0
Foreman, Armanti	22	3	0	13	5	4	0	0
Oliver, Jake	17	0	0	17	0	0	0	0
Johnson, Collin	13	2	0	13	0	0	0	0
Leonard, Dorian	10	2	0	10	0	0	0	0
Buechele, Shane	9	1	9	0	0	0	0	0
Warren III, Chris	8	1	8	0	0	0	0	0
Porter, Kyle	8	0	6	0	2	0	0	0
Burt, John	6	1	0	6	0	0	0	0
Heard, Jerrod	5	2	0	5	0	0	0	0
Swoopes, Tyrone	4	1	4	0	0	0	0	0
Beck, Andrew	3	1	0	3	0	0	0	0
Bluiett, Caleb	2	0	0	1	1	0	0	0
Vasser, Quincy	2	0	0	0	2	0	0	0
Jones, Brandon	2	0	0	0	2	0	0	0
Joe, Lorenzo	2	0	0	2	0	0	0	0
Boyd, Kris	2	0	0	0	2	0	0	0
Elliott, DeShon	1	0	0	0	0	0	1	0
Haines, Dylan	1	0	0	0	0	0	1	0
Freeman, Edwin	1	0	0	0	0	0	1	0
TOTAL	226	28	75	101	39	8	3	0

LONGEST PLAYS

- RUSHING (74):** Foreman, D'Onta at Texas Tech (11/5/2016)
- RUSHING TOUCHDOWN (74):** Foreman, D'Onta at Texas Tech (11/5/2016)
- PASSING (80):** Duvernay, Devin from Buechele, Shane at K-State (10/22/2016)
- PASSING TOUCHDOWN (80):** Duvernay, Devin from Buechele, Shane at K-State (10/22/2016)
- PUNT RETURN (22):** Foreman, Armanti vs. Iowa State (10/15/2016)
- KICK RETURN (33):** Foreman, Armanti vs. Oklahoma (10/8/2016)
- INTERCEPTION RETURN (38):** Haines, Dylan vs. Oklahoma (10/8/2016)
- FUMBLE RETURN (4):** Elliott, DeShon at Kansas (11/19/2016)
- PUNT (74):** Dickson, Michael vs TCU (11/25/2016)
- FIELD GOAL (43):** Domingue, Trent vs UTEP (9/10/2016)

LONG PLAYS BY THE NUMBERS

YARDS	NO.	TD
100+	0	0
90-99	0	0
80-89	1	1
70-79	4	4
60-69	4	2
50-59	3	0
40-49	11	5
30-39	14	4
20-29	44	4

LONG PLAYS BY THE TYPE

TYPE	NO.	TD
Rushing	75	12
Passing	101	16
Punt returns	8	0
Kick returns	39	0
Interceptions	3	0
Fumble returns	0	0
Other	0	0
TOTAL	226	28





2016 STATISTICS • THE LAST TIME

The Last Time...TEXAS

TEAM	LAST TIME	SPAN
Scored 50-59	50-47 • vs. Notre Dame (9/4/2016)	11 games
Scored 60-69	66-31 • at Ole Miss (9/15/2012)	60 games
Scored 70+	70-3 • vs. Colorado (12/3/2005)	143 games
Scored <10	9-31 • vs. TCU (11/25/2016)	LAST GAME
Scored <7	3-38 • at Notre Dame (9/5/2015)	23 games
Was shutout	0-24 • at Iowa State (10/31/2015)	16 games
Was shutout (home)	0-30 • vs. Houston (11/6/1976)	230 home
Shutout opponent	23-0 • at Kansas (9/27/2014)	33 games
Shutout opponent (home)	45-0 • vs. New Mexico (9/8/2012)	34 home
Shutout opponent (road)	23-0 • at Kansas (9/27/2014)	16 road
Shutout a Big 12 opponent	23-0 • at Kansas (9/27/2014)	31 games
Shutout by Big 12 opponent	0-24 • at Iowa State (10/31/2015)	16 games
300-399 yards rushing	329 • at Oklahoma State (10/1/2016)	8 games
400+ yards rushing	414 • vs. Texas Tech (11/5/2016)	3 games
<100 yards rushing	60 • at Notre Dame (9/5/2015)	23 games
<0 yds rushing	-7 • vs. Oklahoma (10/07/2000)	233 games
300-399 passing yards	318 • vs. WVU (11/12/2016)	2 games
400-499 passing yards	470 • vs. UCF (11/7/2009)	93 games
500-599 total yards	536 • vs. WVU (10/12/2016)	2 games
600+ total yards	658 • at Texas Tech (11/5/2016)	3 games
<200 yards total offense	163 • at Notre Dame (9/5/2015)	23 games
<100 yards total offense	59 • vs. Arkansas (12/29/2014)	24 games
30+ first downs	32 • vs. WVU (11/12/2016)	2 games
100+ penalty yards	100 • vs. Iowa State (10/15/2016)	6 games
2+ fumbles lost	2 • at Texas Tech (11/5/2016)	3 games
Scored a safety	vs. Baylor (10/29/2016)	4 games
Allowed a safety	at TCU (10/3/2015)	19 games
Scored a 1-point safety	vs. Texas A&M (11/26/2004)	155 games
Forced 5+ turnovers	5 (3 INT, 2 FR) • vs. Rice (9/12/2015)	22 games
Committed 5+ turnovers	5 • at West Virginia (11/14/2015)	13 games
4+ interceptions	4 • at Kansas (9/27/2014)	33 games
Forced 2+ fumbles	3 • vs. Baylor (10/29/2016)	4 games
2+ defensive TD's	vs. Oklahoma State (9/26/2015)	20 games
	34-yard fumble return by Hassan Ridgeway, 41-yd interception return by Holton Hill	
Defensive & special teams TD	vs. Rice (9/12/2015)	22 games
	85 yds punt return by Daje Johnson, 26 yds fumble return by Malik Jefferson	
4 TD's in game	Chris Warren, III (4 rush) • vs. Texas Tech (11/26/2015)	13 games

RUSHING	LAST TIME	SPAN
100-199 yards	170 by D'Onta Foreman • vs. TCU (11/25/2016)	LAST GAME
200-299 yards	250 by D'Onta Foreman • at Kansas (11/20/2016)	1 game
300-399 yards	341 by D'Onta Foreman • vs. Texas Tech (11/6/2016)	3 games
2 players w/ 100+ yards	148 by D'Onta Foreman; 106 by Chris Warren III • at Oklahoma State (10/1/2016)	8 games
30+ attempts	31 by D'Onta Foreman • vs. TCU (11/25/2016)	LAST GAME
Consecutive 100-yard games	D'Onta Foreman (13 straight)	LAST GAME
Consecutive 200-yard games	D'Onta Foreman • vs. Baylor & at Texas Tech (2016)	3 games
50-59 yard run	55 yds by D'Onta Foreman • at Texas Tech (11/5/2016)	3 games
60-69 yard run	62 by D'Onta Foreman • at Oklahoma State (10/1/2016)	7 games
70-79 yard run	74 by D'Onta Foreman • at Texas Tech (11/5/2016)	3 games
80-89 yard run	81 by D'Onta Foreman • vs. Oklahoma (10/10/2015)	17 games
90+ yard run	91 by Chris Warren III • vs. Texas Tech (11/26/2015)	12 games
3 touchdowns	D'Onta Foreman • at Texas Tech (11/5/2016)	3 games
4+ touchdowns	Chris Warren III (4) • vs. Texas Tech (11/26/2015)	13 games

PASSING	LAST TIME	SPAN
300-399 yards	318 by Shane Buechele • vs. WVU (11/12/2016)	2 games
400+ yards	470 by Colt McCoy • vs. UCF (11/7/2009)	92 games
40-49 attempts	48 by Shane Buechele • vs. WVU (11/12/2016)	30 games
50+ attempts	59 by Garrett Gilbert • at Kansas State (11/6/2010)	78 games
25+ completions	31 by Shane Buechele • vs. WVU (11/12/2016)	30 games
3 touchdowns	by Shane Buechele • vs. Oklahoma (10/8/2016)	6 games
4 touchdowns	by Shane Buechele • vs. UTEP (9/10/2016)	8 games
5 touchdowns	by Colt McCoy • vs. Baylor (11/8/2008)	105 games
6+ touchdowns	by Colt McCoy (6) • vs. Baylor (10/14/2006)	134 games
Consecutive 300+ yd games	by Colt McCoy • 396 vs. Kansas & 304 at Texas A&M (2009)	90 games
50-59 yard completion	52 by Shane Buechele to Jake Oliver • at Texas Tech (11/6/2016)	3 games
60-69 yard completion	61 by Shane Buechele to Lorenzo Joe • vs. Baylor (10/29/2016)	4 games
70-79 yard completion	75 by Shane Buechele to Jacorey Warrick • at Kansas (11/19/2016)	1 game
80-89 yard completion	80 by Shane Buechele to Devin Duvernay • at Kansas State (10/22/2016)	4 games
90+ yard completion	91 by Colt McCoy to Malcolm Williams • at Texas Tech (11/1/2008)	108 games

RECEIVING	LAST TIME	SPAN
100-199 yards	125 by Dorian Leonard • vs. WVU (11/12/2016)	2 games
200+ yards	273 by Jordan Shipley • vs. UCF (11/7/2009)	93 games
2 players w/ 100+ yards	114 by Mike Davis; 105 by Jaxon Shipley • at BYU (9/7/2013)	48 games
15+ receptions	15 by Jordan Shipley • vs. Oklahoma State (10/25/2008)	109 games
Consecutive 100-yard games	Mike Davis • vs. Oklahoma State & vs. Texas Tech (2012)	52 games
50-59 yard reception	52 by Jake Oliver • at Texas Tech (11/6/2016)	2 games
60-69 yard reception	61 by Lorenzo Joe • vs. Baylor (10/29/2016)	3 games
70-79 yard reception	75 by Jacorey Warrick • at Kansas (11/19/2016)	1 game
80-89 yard reception	80 by Devin Duvernay • at Kansas State (10/22/2016)	5 games
90+ yard reception	91 by Malcolm Williams • at Texas Tech (11/1/2008)	108 games
3+ touchdowns	3 by Jaxon Shipley • at Oklahoma State (9/29/2012)	59 games

SPECIAL TEAMS	LAST TIME	SPAN
50-59 yard field goal	53 by Nick Rose • at Baylor (12/5/15)	12 games
60+ yard field goal	60 by Russell Erdleban • vs. Texas Tech (10/29/1977)	483 games
Made 3+ field goals	by Nick Rose • at Baylor (12/5/15)	12 games
Made 7+ PAT's	7 by Nick Rose • vs. Kansas (11/7/2015)	14 games
60-69 yard punt	63 by Michael Dickson • at Texas Tech (11/5/2016)	3 games
70+ yard punt	74 by Michael Dickson • vs. TCU (11/25/2016)	LAST GAME
Missed PAT	by Trent Domingue • at Oklahoma State (10/1/2016)	8 games
TD on kickoff return	100 by D.J. Monroe • at Oklahoma State (9/29/2012)	59 games
TD on punt return	85 by Daje Johnson • vs. Rice (9/12/2015)	22 games
2+ TD on kickoff return	NEVER	
TD on kickoff return to start game	88 by Greg Lott • at Texas Tech (9/24/1966)	610 games
Consecutive games with special teams TD	by Fozy Whitter (2011)	70 games
	100 KR vs. Oklahoma & 100 KR vs. Oklahoma State	
Recovered on-side kick	by Kevin Vaccaro • vs. Kansas State (10/24/2015)	17 games
2-point conversion	Rush by Garrett Gilbert • vs. Iowa State (10/23/2010)	84 games
Defensive 2-point conversion	vs. Oklahoma (10/13/2012)	58 games
Blocked PAT	by Poona Ford • at Texas Tech (11/5/2016)	3 games
Blocked FG	by Naashon Hughes • vs. Notre Dame (9/4/2016)	11 games
TD on blocked FG	56 by Cedric Griffin • vs. Tulane (9/28/2002)	188 games
Blocked punt	by Brandon Jones • at California (9/17/2016)	9 games
TD on blocked punt	34 by Josh Turner • at Iowa State (10/1/2011)	71 games

DEFENSE	LAST TIME	SPAN
10-14 tackles	10 by Malik Jefferson • vs. Baylor (10/29/2016)	4 games
15+ tackles	15 by Hassan Ridgeway • vs. Rice (9/12/2015)	22 games
5+ tackles for loss	5 by Alex Okafor • vs. Oregon State (12/29/2012)	50 games
4+ sacks	4.5 by Alex Okafor • vs. Oregon State (12/29/2012)	50 games
2+ interceptions	2 by Dylan Haines • vs. WVU (11/12/2016)	7 games
2+ fumble recoveries	2 by Sam Acho • vs. Louisiana Monroe (9/5/2009)	101 games
TD on interception return	41 by Holton Hill • vs. Oklahoma State (9/26/2015)	20 games
TD on fumble return	34 by Hassan Ridgeway • vs. Oklahoma State (9/26/2015)	20 games



2016 STATISTICS • THE LAST TIME

The Last Time...**OPPONENT**

TEAM	LAST TIME	SPAN
Scored 50-59	43-50 • at California (9/17/2016)	9 games
Scored 60-69	21-63 • vs. Oklahoma (10/13/2012)	57 games
Scored 70+	NEVER	NEVER
Scored <10	21-10 • vs. California (12/28/2011)	64 games
Scored <7	27-6 • vs. Iowa State (10/15/2016)	6 games
300+ yards rushing	309 • vs. TCU (11/25/16)	LAST GAME
<100 yards rushing	98 • vs. Iowa State (10/15/2016)	6 games
<0 yards rushing	-2 • vs. Kansas (10/29/2011)	68 games
300-399 passing yards	367 • at Texas Tech (11/5/2016)	3 games
400+ passing yards	409 • vs. Oklahoma State (11/13/2010)	76 games
500-599 total yards	555 • at Oklahoma State (10/1/2016)	6 games
600+ total yards	624 • vs. Baylor (10/29/2016)	4 games
100-199 total yards	192 • at Oklahoma State (11/15/2014)	26 games
<100 total yards	94 • vs. North Texas (8/30/2014)	37 games
30+ first downs	31 • at Texas Tech (11/5/2016)	3 games
100+ penalty yards	102 • vs. Texas Tech (11/28/2013)	13 games
2+ fumbles lost	2 • at Kansas State (10/22/2016)	5 games
Scored a safety	at TCU (10/3/2015)	19 games
4+ interceptions	4 • vs. TCU (11/27/2014)	25 games
2+ non-offensive TDs	40-yard fumble return, 33-yard interception return • vs. TCU (11/27/2014)	25 games
3 total touchdowns	3 receiving by Dede Westbrook • vs. Oklahoma (10/8/2016)	7 games
4+ total touchdowns (rush+rec)	4 receiving by Kevonte Turpin • at TCU (10/3/2015)	19 games

RUSHING	LAST TIME	SPAN
100-199 yards	101 by Darius Anderson • vs. TCU (11/25/2016)	LAST GAME
200-299 yards	214 by Samaje Perine • vs. Oklahoma (10/8/2016)	7 games
300+ yards	317 by Rashaan Salaam • Colorado (10/1/1994)	289 games
3+ touchdowns	3 by Taysom Hill • BYU (9/6/2014)	34 games
30+ attempts	35 by Samaje Perine • vs. Oklahoma (10/8/2016)	7 games
50-69 yard run	50 by Seth Russell • vs. Baylor (10/29/2016)	4 games
70-79 yard run	70 by Darius Anderson • vs. TCU (11/25/2016)	LAST GAME
80+ yard run	95 by Damien Williams • vs. Oklahoma (10/13/2012)	56 games

PASSING	LAST TIME	SPAN
300-399 yards	367 by Pat Mahomes • at Texas Tech (11/5/2016)	3 games
400+ yards	409 by Brandon Weeden • Oklahoma State (11/13/2010)	78 games
40-49 attempts	42 by Stanley Carter • at Kansas (11/19/2016)	1 game
50+ attempts	59 by Pat Mahomes • at Texas Tech (11/5/2016)	3 games
25+ completions	36 by Pat Mahomes • at Texas Tech (9/17/2016)	3 games
3 touchdowns	by Pat Mahomes • at Texas Tech (11/5/2016)	3 games
4 touchdowns	by Davis Webb • at California (9/17/2016)	9 games
5 touchdowns	by Deshone Kizer • at Notre Dame (9/4/2016)	10 games
6+ touchdowns	6 by Kliff Kingsbury • Texas Tech (11/16/2002)	186 games
50-59 yard completion	51 by Baker Mayfield • vs. Oklahoma (10/8/2016)	7 games
60-69 yard completion	65 by Patrick Mahomes • vs. Texas Tech (11/26/2015)	13 games
70-79 yard completion	71 by Baker Mayfield • vs. Oklahoma (10/8/2016)	7 games
80+ yard completion	97 by Sam B. Richardson • Iowa State (10/3/2013)	45 games

RECEIVING	LAST TIME	SPAN
100-199 yards	109 by Jalen McCleskey • at Oklahoma State (10/1/2016)	8 games
200+ yards	232 by Dede Westbrook • vs. Oklahoma (10/8/2016)	7 games
2 players w/ 100+ yards	108 by Ian Sadler & 105 by Jakeem Grant • vs. Texas Tech (11/26/2015)	12 games
15+ receptions	16 by Kevin White • vs. West Virginia (11/8/2014)	26 games
50-59 yard reception	51 by Dahu Green • vs. Oklahoma (10/8/2016)	7 games
60-69 yard reception	65 by Jakeem Grant • vs. Texas Tech (11/26/2015)	12 games
70-79 yard reception	71 by Dede Westbrook • vs. Oklahoma (10/8/2016)	7 games
80+ yard reception	97 by Quenton Bundrage • Iowa State (10/13/2013)	44 games
3+ touchdowns	3 by Dede Westbrook • vs. Oklahoma (10/8/2016)	7 game

SPECIAL TEAMS	LAST TIME	SPAN
50-59 yard field goal	51 by Clayton Hatfield • vs. Texas Tech (11/26/2015)	13 games
60+ yard field goal	67 by Steve Little • Arkansas (10/15/1977)	485 games
Made 3+ field goals	3 by Ben Grogan • vs. Oklahoma State (9/26/2015)	20 games
Made 7+ PAT's	7 by Mike Hunnicutt • vs. Oklahoma (10/13/2012)	57 games
60-69 yard punt	64 by Dylan Klymph • at California (9/17/2016)	9 games
70+ yard Punt	70 by Jeff Locke • UCLA (9/17/2011)	73 games
Missed PAT	by Ben Grogan • at Oklahoma State (10/1/2016)	8 games
TD on kickoff return	91 by Alex Ross • vs. Oklahoma (10/11/2014)	33 games
TD on punt return	73 by Jeff Scott • Ole Miss (9/14/2013)	48 games
2-point conversion	Rush by Chad Hansen • at California (9/17/2016)	9 games
Defensive 2-point conversion	at Oklahoma State (10/1/2016)	9 games
Blocked PAT	at Oklahoma State (10/1/2016)	9 games
Blocked FG	vs. WVU (11/13/2016)	2 games
TD on blocked FG	62 by Terrell Burt • Baylor (10/4/2014)	32 games
TD on blocked punt	6 by Ghaali Muhammad • Wyoming (9/12/2009)	101 games

DEFENSE	LAST TIME	SPAN
15+ tackles	18 by Will Smith • Texas Tech (11/28/2013)	39 games
5+ tackles for loss	7 by Ndamukong Suh • Nebraska (12/5/2009)	89 games
4+ sacks	4.5 by Ndamukong Suh • Nebraska (12/5/2009)	89 games
2+ interceptions	2 by Sam Carter • TCU (11/27/2014)	25 games
2+ fumble recoveries	2 by Ian Campbell • Kansas State (11/11/2006)	130 games
TD on interception return	55 by Brandon Stewart • Kansas (11/19/2016)	1 game
TD on fumble return	100 by Douglas Coleman • Texas Tech (11/5/2016)	3 games

2016 STATISTICS • STARTERS/PARTICIPATION

2016 STARTERS (GAME-BY-GAME)

OFFENSE	QB	RB	OWR	IWR	IWR/TE	OWR	LT	LG	C	RG	RT
NOTRE DAME	Buechele	D. Foreman	Burt	Warrick	Bluiett (TE)	A. Foreman	Williams	Vahe	Shackelford	Perkins	Hodges
UTEP	Buechele	Warren III	Burt	Warrick	Beck (TE)	A. Foreman	Rodriguez	Vahe	Shackelford	Anderson	Hodges
at Cal	Buechele	Warren III	Burt	Warrick	Bluiett (TE)	A. Foreman	Williams	Vahe	Shackelford	Perkins	Hodges
at Oklahoma State	Buechele	D. Foreman	Burt	Oliver	Heard (IWR)	A. Foreman	Williams	Vahe	Shackelford	McMillon	Hodges
vs. Oklahoma	Buechele	D. Foreman	Burt	Heard	Bluiett (TE)	A. Foreman	Williams	Vahe	Shackelford	Perkins	Hodges
IOWA STATE	Buechele	D. Foreman	Leonard	Warrick	Oliver (IWR)	A. Foreman	Williams	Vahe	Shackelford	Perkins	Nickelson
at Kansas State	Buechele	D. Foreman	Leonard	Duvernay	Bluiett (TE)	Beck (TE)	Williams	Vahe	McMillon	Perkins	Nickelson
BAYLOR	Buechele	D. Foreman	Leonard	Beck (TE)	Bluiett (TE)	A. Foreman	Williams	McMillon	Shackelford	Perkins	Nickelson
at Texas Tech	Buechele	D. Foreman	Leonard	Oliver	Duvernay	A. Foreman	Williams	McMillon	Shackelford	Perkins	Hodges
WEST VIRGINIA	Buechele	D. Foreman	Leonard	Warrick	Bluiett (TE)	Johnson	Williams	Rodriguez	Shackelford	Perkins	Hodges
at Kansas	Buechele	D. Foreman	Leonard	Warrick	Oliver	A. Foreman	Williams	Vahe	Rodriguez	Perkins	Hodges
TCU	Buechele	D. Foreman	Leonard	Beck (TE)	Bluiett (TE)	A. Foreman	Williams	Vahe	McMillon	Perkins	Hodges

DEFENSE	SDE	NT	DT	FOX/SLB	MLB	WLB	CB	FS	SS	CB	NB
NOTRE DAME	Omenihu	Nelson	Ford	Hughes (FOX)	Jefferson	Wheeler	Davis	Hall	Haines	Evans	Locke
UTEP	Omenihu	Boyette	Ford	Hughes (FOX)	Jefferson	Wheeler	Davis	Hall	Vaccaro	Evans	Hager (FOX)
at Cal	Omenihu	Boyette	Ford	Hill (CB)	Jefferson	Wheeler	Davis	Hall	Haines	Evans	Locke
at Oklahoma State	Omenihu	Nelson	Ford	Roach (FOX)	Jefferson	Wheeler	Davis	Jones	Vaccaro	Evans	Hager (FOX)
vs. Oklahoma	Omenihu	Nelson	Ford	Hughes (FOX)	Jefferson	Wheeler	K. Boyd	Hall	Haines	Hill	Locke
IOWA STATE	Omenihu	Nelson	Ford	Hughes (FOX)	Jefferson	Wheeler	K. Boyd	Hall	Haines	Bonney	Locke
at Kansas State	Omenihu	Nelson	Ford	Roach (FOX)	Jefferson	Wheeler	K. Boyd	Hall	Haines	Bonney	Hager (FOX)
BAYLOR	Cottrell	Nelson	Ford	Hughes (FOX)	Cole	Freeman	K. Boyd	Hall	Haines	Bonney	Locke
at Texas Tech	Hill (CB)	Roach (FOX)	Ford	Hager (FOX)	Jefferson	Freeman	K. Boyd	Hall	Haines	Bonney	Locke
WEST VIRGINIA	Cottrell	Nelson	Ford	Hughes (FOX)	Jefferson	Freeman	K. Boyd	Hall	Haines	Bonney	Locke
at Kansas	Roach	Nelson	Ford	Hughes (FOX)	Cole	Freeman	K. Boyd	Elliott	Haines	Bonney	Locke
TCU	Roach	Wilbon	Ford	Hager (FOX)	Cole	Freeman	K. Boyd	Hall	Haines	Bonney	Locke

CAREER PARTICIPATIONS/STARTS

Player	Career Games	Career Starts	Consec Games	Consec Starts
Alex Anderson, OL	5	1	0	0
Andrew Beck, TE	37	16	37	1
Mitchell Becker, KOS	12	0	12	0
John Bonney, CB	24	13	24	7
Kris Boyd, CB	24	8	24	8
Shane Buechele, QB	12	12	12	12
John Burt, WR	21	17	0	0
D'Andre Christmas, DL	8	0	4	0
Terrell Cuney, OL	3	0	0	0
Antwuan Davis, CB	31	5	8	0
Davante Davis, CB	24	9	24	0
Jean Delance, OL	2	0	0	0
Michael Dickson, P	24	0	24	0
Devin Duvernay, WR	12	2	12	0
DeShon Elliott, S	19	1	19	0
Poona Ford, DT	33	17	31	13
Armani Foreman, WR	34	16	16	2
Edwin Freeman, LB	18	5	15	5
Garrett Graf, OL	1	0	0	0
Garrett Gray, TE	10	0	5	0
Breckyn Hager, LB	21	5	16	1
Jason Hall, S	35	28	1	1
Jerrod Heard, WR	23	12	4	0
Holton Hill, DB	17	11	0	0
Jak Holbrook, DS	12	0	12	0
Tristian Houston, RB	2	0	1	0
Naashon Hughes, DE	37	26	37	0
Lil'Jordan Humphrey, WR	10	0	6	0
Malik Jefferson, LB	22	18	1	0
Lorenzo Joe, WR	31	1	0	0

Player	Career Games	Consec Starts	Consec Games	Starts
Collin Johnson, WR	12	1	12	0
Kirk Johnson, RB	6	0	0	0
Brandon Jones, DB	12	1	12	0
Dorian Leonard, WR	30	7	24	7
P.J. Locke III, DB	24	10	24	5
Jeffrey McCulloch, LB	12	0	12	0
Jake McMillon, OL	22	5	1	1
Chris Nelson, DT	20	8	14	0
Tristan Nickelson, OL	17	6	3	0
Denzel Okafor, OL	10	0	4	0
Charles Omenihu, DE	24	7	24	0
Kyle Porter, RB	11	0	9	0
Malcolm Roach, DE	12	5	12	2
Elijah Rodriguez, OL	19	3	12	0
Zach Shackelford, OL	9	9	0	0
Garrett Thomas, OL	1	0	0	0
Cameron Townsend, LB	10	0	9	0
Patrick Vahe, OL	22	19	12	2
Chris Warren III, RB	12	4	0	0
Anthony Wheeler, LB	23	9	3	0
Gerald Wilbon, DT	9	1	3	1
Connor Williams, OL	23	23	10	10
Michael Wilson, TE	1	0	0	0





2016 STATISTICS • STARTERS/PARTICIPATION

2016 PARTICIPATION

##	Name	GP/GS	ND	UTEP	CAL	OSU	OU	ISU	KSU	BU	TTU	WVU	KU	TCU
63	Anderson, Alex	5/1	XXX	START	...	XXX	...	XXX	XXX
47	Beck, Andrew	12/4	XXX	START	XXX	XXX	XXX	XXX	START	START	XXX	XXX	XXX	START
38	Becker, Mitchel	12/-	XXX	XXX	XXX	XXX	XXX	XXX	XXX	XXX	XXX	XXX	XXX	XXX
42	Bluiett, Caleb	11/7	START	...	START	XXX	START	XXX	START	START	XXX	START	XXX	START
24	Bonney, John	12/7	XXX	XXX	XXX	XXX	XXX	START	START	START	START	START	START	START
2B	Boyd, Kris	12/8	XXX	XXX	XXX	XXX	START	START	START	START	START	START	START	START
93	Boyette Jr., Pa	12/2	XXX	START	START	XXX	XXX	XXX	XXX	XXX	XXX	XXX	XXX	XXX
7	Buechele, Shane	12/12	START	START	START	START	START	START	START	START	START	START	START	START
1	Burt, John	9/5	START	START	START	START	START	...	XXX	XXX	XXX	XXX
98	Christmas, D.	9/-	...	XXX	XXX	XXX	XXX	XXX	XXX	XXX	XXX	XXX
30	Cole, Timothy	12/3	XXX	XXX	XXX	XXX	XXX	XXX	XXX	START	XXX	XXX	START	START
91	Cottrell, Bryce	10/2	...	XXX	XXX	XXX	...	XXX	XXX	START	XXX	START	XXX	XXX
51	Cuney, Terrell	2/-	...	XXX	XXX
2D	Davis, Antwuan	10/-	XXX	XXX	XXX	XXX	XXX	XXX	XXX	XXX	XXX	XXX
9D	Davis, Davante	12/4	START	START	START	START	XXX	XXX	XXX	XXX	XXX	XXX	XXX	XXX
74	Delance, Jean	2/-	...	XXX	XXX
1D	Dickson, Michae	12/-	XXX	XXX	XXX	XXX	XXX	XXX	XXX	XXX	XXX	XXX	XXX	XXX
17	Domingue, Trent	12/-	XXX	XXX	XXX	XXX	XXX	XXX	XXX	XXX	XXX	XXX	XXX	XXX
2	Duvernay, Devin	12/2	XXX	XXX	XXX	XXX	XXX	XXX	START	XXX	START	XXX	XXX	XXX
4E	Elliott, DeShon	12/1	XXX	XXX	XXX	XXX	XXX	XXX	XXX	XXX	XXX	XXX	START	XXX
5E	Elliott, Jordan	6/-	XXX	XXX	...	XXX	XXX	XXX	XXX
15	Evans, Sheroid	9/4	START	START	START	START	...	XXX	XXX	...	XXX	...	XXX	XXX
95	Ford, Poona	12/12	START	START	START	START	START	START	START	START	START	START	START	START
3	Foreman, Armant	12/10	START	START	START	START	START	START	XXX	START	START	XXX	START	START
33	Foreman, D'Onta	11/10	START	...	XXX	START	START	START	START	START	START	START	START	START
4F	Fowler, Erick	9/-	XXX	XXX	XXX	XXX	XXX	XXX	XXX	XXX	XXX
35	Freeman, Edwin	12/5	XXX	XXX	XXX	XXX	XXX	XXX	XXX	START	START	START	START	START
54	Graf, Garrett	1/-	...	XXX
87	Gray, Garrett	5/-	XXX	XXX	XXX	XXX	XXX
44	Hager, Breckyn	12/5	XXX	START	XXX	START	XXX	XXX	START	XXX	START	XXX	XXX	START
14	Haines, Dylan	11/10	START	...	START	XXX	START	START	START	START	START	START	START	START
31	Hall, Jason	11/10	START	START	START	XXX	START	START	START	START	START	START	...	START
13	Heard, Jerrod	11/2	XXX	XXX	XXX	START	START	XXX	XXX	...	XXX	XXX	XXX	XXX
5	Hill, Holton	5/3	XXX	...	START	...	START	XXX	START
58	Hodges, Brandon	11/9	START	START	START	START	START	...	XXX	XXX	START	START	START	START
53	Holbrook, Jak	12/-	XXX	XXX	XXX	XXX	XXX	XXX	XXX	XXX	XXX	XXX	XXX	XXX
15	Holtz, Trey	12/-	XXX	XXX	XXX	XXX	XXX	XXX	XXX	XXX	XXX	XXX	XXX	XXX
41	Houston, Tristi	2/-	...	XXX	XXX
40	Hughes, Naashon	12/7	START	START	XXX	...	XXX	START	START	XXX	START	XXX	START	START
4	Humphrey, Lil'J	10/-	...	XXX	XXX	XXX	XXX	...	XXX	XXX	XXX	XXX	XXX	XXX
46	Jefferson, Mali	11/9	START	START	START	START	START	START	START	XXX	START	START	...	XXX
5J	Joe, Lorenzo	7/-	...	XXX	XXX	XXX	XXX	XXX	XXX	XXX
9	Johnson, Collin	12/1	XXX	XXX	XXX	XXX	XXX	XXX	XXX	XXX	XXX	START	XXX	XXX
19	Jones, Brandon	12/1	XXX	XXX	XXX	START	XXX	XXX	XXX	XXX	XXX	XXX	XXX	XXX
8	Leonard, Dorian	12/7	XXX	XXX	XXX	XXX	XXX	START	START	START	START	START	START	START
1L	Locke III, P.J.	12/9	START	XXX	START	XXX	START	START	XXX	START	START	START	START	START
23	McCulloch, Jeff	12/-	XXX	XXX	XXX	XXX	XXX	XXX	XXX	XXX	XXX	XXX	XXX	XXX
64	McMillon, Jake	10/5	XXX	XXX	XXX	START	XXX	XXX	START	START	START	START
61	Mercado, Alex	1/-	...	XXX
97	Nelson, Chris	12/8	START	XXX	XXX	START	START	START	START	START	XXX	START	START	XXX
75	Nickelson, Tris	8/3	XXX	XXX	START	START	START	...	XXX	XXX	XXX
62	Ojeaga, Patrick	1/-	...	XXX
78	Okafor, Denzel	10/-	...	XXX	XXX	XXX	XXX	XXX	XXX	...	XXX	XXX	XXX	XXX
6	Oliver, Jake	12/4	XXX	XXX	XXX	START	XXX	START	XXX	XXX	START	XXX	START	XXX
90	Omenihu, Charle	12/7	START	START	START	START	START	START	START	XXX	XXX	XXX	XXX	XXX
76	Perkins, Kent	10/10	START	...	START	...	START	START	START	START	START	START	START	START
21	Porter, Kyle	11/-	XXX	XXX	...	XXX	XXX	XXX	XXX	XXX	XXX	XXX	XXX	XXX
32	Roach, Malcolm	12/5	XXX	XXX	XXX	START	XXX	XXX	START	XXX	START	XXX	START	START
72	Rodriguez, Elij	12/3	XXX	START	XXX	XXX	XXX	XXX	XXX	XXX	XXX	START	START	XXX
56	Shackelford, Za	9/9	START	START	START	START	START	START	...	START	START	START
49	Sims, Matthew	1/-	XXX
18	Swoopes, Tyrone	11/-	XXX	XXX	XXX	XXX	XXX	XXX	XXX	XXX	XXX	...	XXX	XXX
79	Thomas, Garrett	1/-	...	XXX
43	Townsend, Camer	10/-	...	XXX	...	XXX	XXX	XXX	XXX	XXX	XXX	XXX	XXX	XXX
3T	Tseng, Johnny	1/-	...	XXX
1V	Vaccaro, Kevin	12/2	XXX	START	XXX	START	XXX	XXX	XXX	XXX	XXX	XXX	XXX	XXX
77	Vahe, Patrick	12/9	START	START	START	START	START	START	START	XXX	XXX	XXX	START	START
4V	Vasser, Quincy	11/-	XXX	XXX	...	XXX	XXX	XXX	XXX	XXX	XXX	XXX	XXX	XXX
25	Warren III, C.	4/2	XXX	START	START	XXX
11	Warrick, Jacore	11/6	START	START	START	...	XXX	START	XXX	XXX	XXX	START	START	XXX
45	Wheeler, Anthon	11/7	START	START	START	START	START	START	START	XXX	...	XXX	XXX	XXX
94	Wilbon, Gerald	9/1	XXX	XXX	XXX	XXX	XXX	XXX	...	XXX	XXX	START
55	Williams, Conno	11/11	START	...	START	START	START	START	START	START	START	START	START	START
8W	Wilson, Michael	1/-	XXX



2016 STATISTICS • CAPSULES

GAME-BY-GAME CAPSULES

GAME	1ST DOWNS			RUSHING			PASSING			TOTAL PLAYS-YDS	3RD DOWN CONV.	TIME OF POSSESSION
	R-PS-PN	ATT-YDS	TD	C-ATT-INT	YDS	TD	YDS	TD				
Texas	14-10-2	59-237	5	16-27-1	280	2	86-517	8/18	27:18			
NOTRE DAME	10-11-1	46-206	1	17-30-0	238	5	76-444	7/16	32:42			
Texas	11-10-2	47-171	1	23-28-0	245	4	75-416	3/12	26:01			
UTEP	4-2-4	40-135	0	14-21-0	73	1	61-208	3/15	33:59			
Texas	19-11-4	51-307	4	23-39-2	261	1	90-568	7/15	31:47			
at California	4-19-1	40-111	3	27-40-0	396	4	80-507	7/15	28:13			
Texas	16-8-2	50-329	4	21-33-1	239	1	83-568	7/17	29:22			
at Oklahoma State	8-13-1	43-163	3	19-28-0	392	3	71-555	7/15	30:38			
Texas	10-10-3	46-180	2	19-36-1	245	3	82-425	7/18	24:20			
vs. Oklahoma	14-14-0	55-282	3	22-31-2	390	3	86-672	8/14	35:40			
Texas	14-12-2	47-209	1	26-38-1	296	2	85-505	11/19	28:44			
IOWA STATE	9-7-3	43-98	0	19-34-0	182	0	77-280	6/18	31:16			
Texas	8-9-3	38-122	1	17-24-0	222	2	62-344	3/11	21:33			
at Kansas State	18-4-5	51-234	2	20-27-1	171	1	78-405	5/13	38:27			
Texas	11-8-0	51-257	2	12-21-1	291	2	72-548	7/17	27:05			
BAYLOR	22-9-0	68-398	2	14-28-1	226	2	96-624	10/20	32:55			
Texas	16-13-0	50-414	4	20-40-0	244	2	90-658	6/15	26:04			
at Texas Tech	9-17-5	41-115	1	36-59-1	367	3	100-482	7/19	33:56			
Texas	16-15-1	50-218	1	31-50-1	318	1	100-536	5/17	33:42			
WEST VIRGINIA	7-15-0	38-114	2	21-35-3	269	1	73-383	8/15	26:18			
Texas	15-5-2	63-238	2	17-27-3	165	1	90-403	3/17	33:02			
at Kansas	6-7-2	39-112	1	21-42-1	220	0	81-332	3/17	26:58			
Texas	7-11-1	46-189	0	16-39-1	218	0	85-407	4/19	30:14			
TCU	13-10-2	46-309	4	16-30-1	178	0	76-487	1/11	29:46			

2016 CENTURY CLUB

RUSHING

100 yards (13)

341	D'Onta Foreman on 33 carries at Texas Tech (11/5/2016)
250	D'Onta Foreman on 51 carries at Kansas (11/19/2016)
250	D'Onta Foreman on 32 carries vs. Baylor (10/29/2016)
167	D'Onta Foreman on 35 carries vs. WVU (11/12/2016)
165	D'Onta Foreman on 31 carries vs. TCU (11/25/2016)
159	D'Onta Foreman on 25 carries vs. Oklahoma (10/8/2016)
157	D'Onta Foreman on 21 carries at California (9/17/16)
148	D'Onta Foreman on 17 carries at Oklahoma State (10/1/16)
136	D'Onta Foreman on 30 carries vs. Iowa State (10/15/16)
131	D'Onta Foreman on 24 carries vs. Notre Dame (9/4/16)
124	D'Onta Foreman on 24 carries at Kansas State (10/22/16)
119	Chris Warren III on 18 carries at California (9/17/16)
106	Chris Warren III on 10 carries at Oklahoma State (10/1/16)

2016 CENTURY CLUB

RECEIVING

100 yards (3)

142	Armanti Foreman on 4 receptions vs. Baylor (10/29/2016)
125	Dorian Leonard on 7 receptions vs. WVU (11/12/2016)
111	John Burt on 6 receptions vs. Notre Dame (9/4/2016)

2016 STATISTICS • QUARTERBACKS

QUARTERBACKS

#7 Shane Buechele

OPPONENT	COMP-ATT-INT	YDS	TD	LONG
NOTRE DAME	16-26-1	280	2	72
UTEP	22-27-0	244	4	46
at California	19-33-1	196	1	41
at Oklahoma State	21-33-1	239	1	49
vs. Oklahoma	19-36-1	245	3	63
IOWA STATE	26-38-1	296	2	75
at Kansas State	17-24-0	222	2	80
BAYLOR	12-21-1	291	2	61
at Texas Tech	20-40-0	244	2	52
WEST VIRGINIA	31-48-1	318	1	32
at Kansas	17-26-3	165	1	75
TCU	16-39-1	218	0	48
TOTALS	236-391-11	2,958	21	80

CAREER HIGHS

Pass attempts	48 vs. WVU (Fr.)
Pass completions	31 vs. WVU (Fr.)
Passing yards	318 vs. WVU (Fr.)
Passing TDs	4 vs. UTEP (Fr.)
Long	80 at Kansas State (Fr.)
Total Offense	362 vs. WVU (Fr.)

CAREER TOTALS

400-yard passing games	0
300-yard passing games	1
200-yard passing games	10
Multiple TD pass games	7
Record as a starter	5-7 (.417)

RUSHING

OPPONENT	ATT-YDS-TD	LONG
NOTRE DAME	5-33-1	14
UTEP	11-34-0	10
at California	6-(-1)-0	8
at Oklahoma State	9-16-0	8
vs. Oklahoma	11-27-0	20
IOWA STATE	5-33-0	12
at Kansas State	9-(-3)-0	0
BAYLOR	7-(-18)-0	7
at Texas Tech	4-5-0	7
WEST VIRGINIA	13-44-1	23
at Kansas	7-(-4)-0	5
TCU	10-(-5)-0	12
TOTALS	97-161-2	23

CAREER HIGHS

Rushing attempts	13 vs. WVU (Fr.)
Rushing yards	44 vs. WVU (Fr.)
Long	23 vs. WVU (Fr.)
Rushing TDs	1, vs. ND; WVU (Fr.)
100-yard rushing games	0

#18 Tyrone Swoopes

OPPONENT	COMP-ATT-INT	YDS	TD	LONG
NOTRE DAME	0-1-0	0	0	0
UTEP	1-1-0	1	0	0
at California	4-6-1	65	0	34
at Oklahoma State	0-0-0	0	0	0
vs. Oklahoma	0-0-0	0	0	0
IOWA STATE	0-0-0	0	0	0
at Kansas State	0-0-0	0	0	0
BAYLOR	0-0-0	0	0	0
at Texas Tech	0-0-0	0	0	0
WEST VIRGINIA				DNP
at Kansas	0-1-0	0	0	0
TCU	0-0-0	0	0	0
TOTALS	5-9-1	66	0	34

CAREER HIGHS

Pass attempts	44, vs. Oklahoma (So.)
Pass completions	27, vs. Oklahoma (So.)
Passing yards	334, vs. Oklahoma (So.)
Passing TDs	2, Four Times
Long	73, vs. TCU (So.)
Total Offense	416, vs. Iowa State (So.)

CAREER TOTALS

400-yard passing games	0
300-yard passing games	3
200-yard passing games	6
Multiple TD pass games	0
Record as a starter	6-8 (.429)

RUSHING

OPPONENT	ATT-YDS-TD	LONG
NOTRE DAME	13-53-3	14
UTEP	2-3-0	2
at California	6-32-0	9
at Oklahoma State	6-24-2	12
vs. Oklahoma	4-7-0	4
IOWA STATE	4-5-0	4
at Kansas State	2-11-1	9
BAYLOR	7-7-0	9
at Texas Tech	6-18-1	8
WEST VIRGINIA		DNP
at Kansas	2-(-1)-0	6
TCU	2-15-0	12
TOTALS	53-174-7	14

CAREER HIGHS

Rushing attempts	15, Two Times
Rushing yards	98, vs. Texas Tech (Jr.)
Long	46, vs. Texas Tech (Jr.)
Rushing TDs	4, vs. Kansas (Jr.)
100-yard rushing games	0



2016 STATISTICS • RUNNING BACKS

RUNNING BACKS

#33 D'onta Foreman

OPPONENT	RUSHING		RECEIVING	
	ATT-YDS-TD	LONG	REC-YDS-TD	LONG
NOTRE DAME	24-131-1	19	0-0-0	0
UTEP		DNP		
at California	21-157-2	47	0-0-0	0
at Oklahoma State	17-148-2	62	1-21-0	21
vs. Oklahoma	25-159-2	28	0-0-0	0
IOWA STATE	30-136-1	18	1-3-0	3
at Kansas State	24-124-0	16	1-20-0	20
BAYLOR	32-250-2	40	0-0-0	0
at Texas Tech	33-341-3	74	0-0-0	0
WEST VIRGINIA	35-167-0	32	3-32-0	19
at Kansas	51-250-2	19	1-(-1)-0	0
TCU	31-165-0	44	0-0-0	0

TOTALS 323-2,028-15 74 7-75-0 21

CAREER HIGHS

Rushing attempts _____ 51, at Kansas (Jr.)
 Rushing yards _____ 341, at Texas Tech (Jr.)
 Long _____ 93, vs. Kansas (So.)
 Rushing TDs _____ 3, at Texas Tech (Jr.)
 100-yard games _____ 14
 Receptions _____ 3 vs. WVU (Jr.)
 Receiving yards _____ 32, at TCU (So.); vs. WVU (Jr.)
 Long _____ 22, at TCU (So.)
 Receiving TDs _____ N/A
 All-purpose yards _____ 341 at Texas Tech (Jr.)

#25 Chris Warren III

OPPONENT	RUSHING		RECEIVING	
	ATT-YDS-TD	LONG	REC-YDS-TD	LONG
NOTRE DAME	14-46-0	11	0-0-0	0
UTEP	20-95-1	14	0-0-0	0
at California	18-119-2	25	0-0-0	0
at Oklahoma State	10-106-0	46	0-0-0	0
vs. Oklahoma		DNP		
IOWA STATE		DNP		
at Kansas State		DNP		
BAYLOR		DNP		
at Texas Tech		DNP		
WEST VIRGINIA		DNP		
at Kansas		DNP		
TCU		DNP		

TOTALS 62-366-3 46 0-0-0 0

CAREER HIGHS

Rushing attempts _____ 28, at Baylor (Fr.)
 Rushing yards _____ 276, vs. Texas Tech (Fr.)
 Long _____ 91 yards, vs. Texas Tech (Fr.)
 Rushing TDs _____ 4, vs. Texas Tech (Fr.)
 100-yard games _____ 4 (Last: 106 at Oklahoma State, So.)
 Receptions _____ 2, Two Times
 Receiving yards _____ 12, vs. Texas Tech (Fr.)
 Long _____ 9, vs. Texas Tech (Fr.)
 Receiving TDs _____ N/A
 All-purpose yards _____ 288, vs. Texas Tech (Fr.)

#21 Kyle Porter

OPPONENT	RUSHING		RECEIVING	
	ATT-YDS-TD	LONG	REC-YDS-TD	LONG
NOTRE DAME	0-0-0	0	0-0-0	0
UTEP	8-33-0	16	0-0-0	0
at California		DNP		
at Oklahoma State	7-29-0	17	1-2-0	2
vs. Oklahoma	6-16-0	5	0-0-0	0
IOWA STATE	7-37-0	14	1-8-0	8
at Kansas State	1-1-0	1	0-0-0	0
BAYLOR	4-19-0	10	0-0-0	0
at Texas Tech	6-51-0	30	0-0-0	0
WEST VIRGINIA	2-7-0	7	0-0-0	0
at Kansas	2-(-2)-0	3	0-0-0	0
TCU	3-14-0	8	0-0-0	0

TOTALS 46-225-0 30 2-10-0 2

CAREER HIGHS

Rushing attempts _____ 8 vs. UTEP (Fr.)
 Rushing yards _____ 51, at Texas Tech (Fr.)
 Long _____ 30, at Texas Tech (Fr.)
 Rushing TDs _____ N/A
 100-yard games _____ N/A
 Receptions _____ 1 at OSU; vs. Iowa State (Fr.)
 Receiving yards _____ 8 vs. Iowa State (Fr.)
 Long _____ 8 vs. Iowa State (Fr.)
 Receiving TDs _____ N/A
 All-purpose yards _____ 37 vs. Iowa State (Fr.)

#41 Tristian Houston

OPPONENT	RUSHING		RECEIVING	
	ATT-YDS-TD	LONG	REC-YDS-TD	LONG
NOTRE DAME		DNP		
UTEP	3-3-0	3	0-0-0	0
at California		DNP		
at Oklahoma State		DNP		
vs. Oklahoma		DNP		
IOWA STATE		DNP		
at Kansas State		DNP		
BAYLOR		DNP		
at Texas Tech		DNP		
WEST VIRGINIA		DNP		
at Kansas	0-0-0	0	0-0-0	0
TCU	0-0-0	0	0-0-0	0

TOTALS 3-3-0 3 0-0-0 0

CAREER HIGHS

Rushing attempts _____ 3 vs. UTEP (Fr.)
 Rushing yards _____ 3 vs. UTEP (Fr.)
 Long _____ 3 vs. UTEP (Fr.)
 Rushing TDs _____ N/A
 100-yard games _____ N/A
 Receptions _____ N/A
 Receiving yards _____ N/A
 Long _____ N/A
 Receiving TDs _____ N/A
 All-purpose yards _____ 3 vs. UTEP (Fr.)



2016 STATISTICS • RECEIVING

RECEIVING

#1 John Burt, WR

OPPONENT	REC-YDS-TD	LONG
NOTRE DAME	6-111-1	72
UTEP	2-28-0	17
at California	4-36-0	18
at Oklahoma State	2-16-0	9
vs. Oklahoma	2-6-0	5
IOWA STATE		DNP
at Kansas State	0-0-0	0
BAYLOR	0-0-0	0
at Texas Tech	0-0-0	0
WEST VIRGINIA	2-4-0	5
at Kansas		DNP
TCU		DNP
TOTALS	18-200-1	72

CAREER HIGHS

Receptions	6, ND (So.)
Yards	113, vs. Kansas (Fr.)
Long	84t, vs. Kansas (Fr.)
TDs	1, Three Times
100-yard games	2 (Last: 111 vs. Notre Dame, So.)

#2 Devin Duvernay, WR

OPPONENT	REC-YDS-TD	LONG
NOTRE DAME	0-0-0	0
UTEP	0-0-0	0
at California	1-10-0	10
at Oklahoma State	1-6-0	6
vs. Oklahoma	3-81-1	63
IOWA STATE	4-96-1	75
at Kansas State	1-80-1	80
BAYLOR	1-2-0	2
at Texas Tech	2-25-0	13
WEST VIRGINIA	3-29-0	11
at Kansas	1-10-0	10
TCU	3-73-0	48
TOTALS	20-412-3	80

CAREER HIGHS

Receptions	4 vs. Iowa State (Fr.)
Yards	96 vs. Iowa State (Fr.)
Long	80 at Kansas State (Fr.)
TDs	1, Three Times (Fr.)
100-yard games (0)	N/A

#3 Armanti Foreman, WR

OPPONENT	REC-YDS-TD	LONG
NOTRE DAME	3-25-1	19
UTEP	3-23-0	9
at California	4-72-0	34
at Oklahoma State	3-19-0	7
vs. Oklahoma	5-28-1	10
IOWA STATE	3-23-0	9
at Kansas State	2-17-0	10
BAYLOR	4-142-1	51
at Texas Tech	6-65-0	18
WEST VIRGINIA	0-0-0	0
at Kansas	1-6-0	6
TCU	0-0-0	0
TOTALS	34-420-3	51

CAREER HIGHS

Receptions	6, at Texas Tech (Jr.)
Yards	142 vs. Baylor (Jr.)
Long	73t, vs. TCU (Fr.)
TDs	1, Five Times
100-yard games (0)	1

#13 Jerrod Heard, WR

OPPONENT	REC-YDS-TD	LONG
NOTRE DAME	2-73-0	68
UTEP	6-46-2	29
at California	2-10-0	11
at Oklahoma State	4-37-0	13
vs. Oklahoma	1-9-0	9
IOWA STATE	2-45-1	37
at Kansas State	1-7-0	7
BAYLOR		DNP
at Texas Tech	0-0-0	0
WEST VIRGINIA	2-15-0	9
at Kansas	4-24-0	9
TCU	0-0-0	0
TOTALS	24-266-3	68

CAREER HIGHS

Receptions	6 vs. UTEP (So.)
Yards	73, vs. ND (So.)
Long	68, vs. ND (So.)
TDs	2 vs. UTEP (So.)
100-yard games (0)	N/A

#5 Lorenzo Joe, WR

OPPONENT	REC-YDS-TD	LONG
NOTRE DAME	0-0-0	DNP
UTEP		DNP
at California	0-0-0	0
at Oklahoma State	1-(-1)-0	0
vs. Oklahoma	2-10-0	10
IOWA STATE	3-25-0	15
at Kansas State	1-7-0	7
BAYLOR	1-61-0	61
at Texas Tech		DNP
WEST VIRGINIA		DNP
at Kansas		DNP
TCU		DNP
TOTALS	8-102-0	61

CAREER HIGHS

Receptions	3 vs. Iowa State (Jr.)
Yards	61 vs. Baylor (Jr.)
Long	61 vs. Baylor (Jr.)
TDs	1, at TCU (So.)
100-yard games (0)	N/A

#9 Collin Johnson, WR

OPPONENT	REC-YDS-TD	LONG
NOTRE DAME	0-0-0	0
UTEP	1-6-0	6
at California	2-16-0	9
at Oklahoma State	0-0-0	0
vs. Oklahoma	3-44-0	19
IOWA STATE	2-21-0	12
at Kansas State	4-22-0	9
BAYLOR	1-40-0	40
at Texas Tech	4-47-2	16
WEST VIRGINIA	7-68-1	20
at Kansas	0-0-0	0
TCU	4-51-0	23
TOTALS	28-315-3	40

CAREER HIGHS

Receptions	7 vs. WVU (Fr.)
Yards	68 vs. WVU (Fr.)
Long	40 vs. Baylor (Fr.)
TDs	2, at Texas Tech (Fr.)
100-yard games (0)	N/A

#8 Dorian Leonard, WR

OPPONENT	REC-YDS-TD	LONG
NOTRE DAME	0-0-0	0
UTEP	2-52-1	46
at California	1-7-0	7
at Oklahoma State	2-55-0	49
vs. Oklahoma	1-45-1	45
IOWA STATE	5-47-0	16
at Kansas State	3-27-1	11
BAYLOR	0-0-0	0
at Texas Tech	3-12-0	6
WEST VIRGINIA	7-125-0	32
at Kansas	2-8-0	5
TCU	3-19-0	8
TOTALS	29-387-3	49

CAREER HIGHS

Receptions	7 vs. WVU (Jr.)
Yards	125 vs. WVU (Jr.)
Long	49 at OSU (Jr.)
TDs	1, Three Times (So.)
100-yard games (0)	1 (Last: 125 vs. WVU, Jr.)

#6 Jake Oliver, WR

OPPONENT	REC-YDS-TD	LONG
NOTRE DAME	3-36-0	21
UTEP	1-10-0	10
at California	5-46-0	11
at Oklahoma State	4-37-0	13
vs. Oklahoma	1-13-0	13
IOWA STATE	3-21-0	8
at Kansas State	1-23-0	23
BAYLOR	2-18-0	13
at Texas Tech	3-76-0	52
WEST VIRGINIA	5-24-0	8
at Kansas	3-25-0	10
TCU	2-29-0	15
TOTALS	33-358-0	52

CAREER HIGHS

Receptions	5, at California; vs. WVU (Jr.)
Yards	76, at Texas Tech (Jr.)
Long	52, at Texas Tech (Jr.)
TDs	N/A
100-yard games (0)	N/A

#11 Jacorey Warrick, WR

OPPONENT	REC-YDS-TD	LONG
NOTRE DAME	2-35-0	20
UTEP	7-73-1	21
at California	4-64-1	41
at Oklahoma State		DNP
vs. Oklahoma	1-9-0	9
IOWA STATE	2-7-0	4
at Kansas State	3-19-0	10
BAYLOR	1-5-0	5
at Texas Tech	2-19-0	10
WEST VIRGINIA	2-21-0	11
at Kansas	3-82-1	75
TCU	3-26-0	10
TOTALS	30-360-3	75

CAREER HIGHS

Receptions	7 vs. UTEP (Sr.)
Yards	82, at Kansas (Sr.)
Long	75, at Kansas (Sr.)
TDs	1 vs. UTEP; at California, at Kansas (Sr.)
100-yard games (0)	N/A



2016 STATISTICS • DEFENSE

DEFENSE

DEFENSIVE LEADERS	GP-GS	SOLO	AST	TOTAL	TFL/YDS	SACKS/YDS	INT-YDS	BRUP	QBH	FR-YDS	FF	KICK	SAF
45 _ Wheeler, Anthony	11-7	37	28	65	2.5-5	0.5-3	.	2	.	.	2	.	.
44 _ Hager, Breckyn	12-5	41	23	64	13.5-58	6.0-42	.	1	.	.	1	.	.
46 _ Jefferson, Malik	11-9	42	20	62	8.5-46	5.5-41	.	3	3	.	1	.	.
95 _ Ford, Poona	12-12	40	14	54	5.5-15	.	.	.	4	1-0	1	2	.
31 _ Hall, Jason	11-10	32	20	52	4.5-23	3.0-20	.	3
2B _ Boyd, Kris	12-8	45	6	51	1.5-5	.	1-0	5	.	2-0	2	.	.
35 _ Freeman, Edwin	12-5	44	5	49	9.0-37	3.0-19	2-37	.	.	1-0	.	.	.
97 _ Nelson, Chris	12-8	29	16	45	6.0-20	1.5-7	.	.	1	.	1	.	.
14 _ Haines, Dylan	11-10	31	11	42	.	.	4-38	2	.	1-0	.	.	.
24 _ Bonney, John	12-7	30	9	39	0.5-1	.	.	9	1	.	1	.	.
93 _ Boyette Jr., Paul	12-2	21	13	34	5.5-22	2.0-16	.	1	2	.	2	.	.
1L _ Locke III, P.J.	12-9	25	8	33	2.0-5	1.0-4	2-2	6	1	1-0	.	.	.
32 _ Roach, Malcolm	12-5	25	8	33	8.0-41	3.0-24
4E _ Elliott, DeShon	12-1	24	6	30	3.0-31	1.0-17	1-24	4	.	2-4	.	.	.
90 _ Omenihu, Charles	12-7	16	10	26	4.5-19	3.5-17	.	.	1
30 _ Cole, Timothy	12-3	16	10	26	1.0-4	1.0-4	.	1
40 _ Hughes, Naashon	12-7	18	6	24	3.5-36	3.5-36	.	2	.	.	1	1	.
23 _ McCulloch, Jeffrey	12-0	17	6	23	2.0-9	1.0-5	.	.	1	1-0	1	.	.
5 _ Hill, Holton	5-3	15	6	21	.	.	.	1
19 _ Jones, Brandon	12-1	12	4	16	2	1
1V _ Vaccaro, Kevin	12-2	12	4	16	2.0-20	2.0-20
9D _ Davis, Davante	12-4	13	2	15	1.0-1	.	.	2	.	.	1	.	.
91 _ Cottrell, Bryce	10-2	10	4	14	3.5-19	2.5-18	.	.	1
2D _ Davis, Antwuan	10-0	8	1	9
5E _ Elliott, Jordan	6-0	4	4	8	1.5-1
15 _ Evans, Sheroid	9-4	7	1	8	.	.	.	4
98 _ Christmas, D'Andre	9-0	3	2	5	1.0-6	1.0-6	.	.	.	1-0	.	.	.
94 _ Wilbon, Gerald	9-1	3	1	4
6 _ Oliver, Jake	12-4	3	1	4
4V _ Vasser, Quincy	11-0	3	.	3
43 _ Townsend, Cameron	10-0	1	1	2
33 _ Foreman, D'Onta	11-10	1	.	1
8 _ Leonard, Dorian	12-7	1	.	1
76 _ Perkins, Kent	10-10	1	.	1
2 _ Duvernay, Devin	12-2	1	.	1
38 _ Becker, Mitchell	12-0	1	.	1
9 _ Johnson, Collin	12-1	1	.	1
TM _ TEAM	10-0	1	.	1	1
25 _ Warren III, Chris	4-2	1	.	1
1D _ Dickson, Michael	12-0	1	.	1
4F _ Fowler, Erick	9-0	1	.	1	1.0-1
53 _ Holbrook, Jak	12-0	1	.	1
55 _ Williams, Connor	11-11	1	.	1
3T _ Tseng, Johnny	1-0	1	.	1
7 _ Buechele, Shane	12-12	1	.	1
Total	12-0	641	250	891	91-425	41-299	10-101	46	15	10-4	14	5	2
Opponents	12-0	658	304	962	65.0-241	30-162	12-196	49	21	11-130	12	5	.

GP - games played • GS - games started • SOLO - unassisted tackles • AST - assisted tackles • TOTAL - total tackles • TFL - tackles for loss

INT

SPECIAL TEAMS TACKLES

NAME	TT (SOLO)	NAME	TT (SOLO)	NAME	TT (SOLO)
Jones, Brandon	10 (8)	Davis, Antwuan	3 (2)	Dickson, Michael	1 (1)
Elliott, DeShon	6 (5)	Davis, Davante	3 (2)	Evans, Sheroid	1 (1)
McCulloch, Jeffrey	6 (4)	Hager, Breckyn	3 (3)	Haines, Dylan	1 (1)
Freeman, Edwin	5 (4)	Vaccaro, Kevin	3 (3)	Hill, Holton	1 (1)
Oliver, Jake	4 (3)	Vasser, Quincy	3 (3)	Holbrook, Jak	1 (1)
Bonney, John	3 (1)	Becker, Mitchell	1 (1)	Locke III, P.J.	1 (1)
Boyd, Kris	3 (3)	Cole, Tim	1 (1)	Townsend, Cameron	1 (0)



2016 STATISTICS • DEFENSE

GAME-BY-GAME TACKLES (INDIVIDUAL)

TOTAL TACKLES	UA-A	TOT	ND	UTEP	CAL	OSU	OU	ISU	KSU	BAY	TTU	WVU	KU	TCU
Wheeler, Anthon LB	37-28	65	3-2	4-3	6-5	5-3	6-7	3-0	3-0	5-5	DNP	2-1	0-1	0-1
Hager, Breckyn LB	41-23	64	3-2	3-4	3-2	5-1	3-3	5-1	2-0	2-4	1-1	4-1	6-1	4-3
Jefferson, Mali LB	42-20	62	7-1	3-3	2-3	2-2	2-5	2-2	6-0	7-2	7-1	2-1	DNP	2-0
Ford, Poona DL	40-14	54	3-2	3-3	1-1	2-1	4-2	4-0	7-1	4-1	1-2	4-1	4-0	3-0
Hall, Jason DB	32-20	52	3-0	2-0	2-4	6-2	4-3	-	4-0	2-5	2-4	3-2	DNP	4-0
Boyd, Kris DB	45-6	51	-	2-1	1-0	3-0	6-3	3-0	3-0	5-1	8-0	7-0	-	7-1
Freeman, Edwin LB	44-5	49	3-0	2-0	2-0	0-1	1-0	2-0	5-0	5-1	7-2	7-1	5-0	5-0
Nelson, Chris DL	29-16	45	3-5	2-1	2-3	2-0	1-3	5-2	3-0	4-2	-	3-0	3-0	1-0
Haines, Dylan DB	31-11	42	-	DNP	1-4	4-0	1-1	1-0	3-1	6-1	4-0	1-1	5-1	5-2
Bonney, John DB	30-9	39	-	-	2-0	2-0	2-2	6-0	3-0	4-2	4-3	1-0	5-0	1-2
Boyette Jr., Pa DL	21-13	34	4-1	1-2	2-3	-	4-2	1-0	5-0	1-2	1-2	-	1-1	1-0
Locke III, P.J. DB	25-8	33	4-0	2-0	2-2	0-1	2-2	2-0	1-0	1-0	2-2	3-1	2-0	4-0
Roach, Malcolm LB	25-8	33	-	2-2	3-0	3-0	4-2	-	2-1	1-0	0-1	5-2	2-0	3-0
Elliott, DeShon DB	24-6	30	2-1	4-1	-	-	2-1	4-0	3-0	0-1	4-1	-	5-1	-
Cole, Timothy LB	16-10	26	-	2-0	0-2	2-2	-	1-0	1-0	2-1	4-1	0-2	0-2	4-0
Omenihu, Charle DL	16-10	26	4-1	1-0	0-1	2-0	0-5	3-0	1-1	2-1	-	2-0	0-1	1-0
Hughes, Naashon DE	18-6	24	2-0	0-1	1-1	1-0	2-0	3-1	-	3-1	0-1	1-0	2-1	3-0
McCulloch, Jeff LB	17-6	23	-	1-0	2-3	2-1	-	4-0	-	-	3-1	1-1	4-0	-
Hill, Holton DB	15-6	21	4-1	DNP	3-2	DNP	3-1	DNP	DNP	1-0	4-2	DNP	DNP	DNP
Jones, Brandon DB	12-4	16	1-0	1-0	0-1	1-0	2-2	2-0	-	1-1	2-0	1-0	-	1-0
Vaccaro, Kevin DB	12-4	16	3-0	4-0	0-1	1-1	-	2-1	-	0-1	1-0	-	1-0	-
Davis, Davante DB	13-2	15	1-0	1-0	2-0	2-0	0-1	1-0	-	-	-	1-0	3-0	2-1
Cottrell, Bryce DL	10-4	14	DNP	2-1	-	-	DNP	2-2	1-0	4-0	1-1	-	-	-
Davis, Antwuan DB	8-1	9	1-0	2-0	DNP	DNP	-	-	2-0	-	3-0	-	-	0-1
Elliott, Jordan DL	4-4	8	-	1-1	DNP	-	1-1	1-1	DNP	DNP	DNP	DNP	DNP	1-1
Evans, Sheroid DB	7-1	8	1-0	-	2-0	2-1	DNP	1-0	-	DNP	1-0	DNP	-	-
Christmas, D. DL	3-2	5	DNP	0-1	DNP	DNP	0-1	-	-	-	1-0	-	1-0	1-0
Wilbon, Gerald DL	3-1	4	-	-	-	-	1-0	DNP	DNP	-	DNP	-	2-1	-
Oliver, Jake	3-1	4	-	-	1-0	-	0-1	-	1-0	1-0	-	-	-	-
Vasser, Quincy	3-0	3	-	-	DNP	-	-	-	-	-	-	-	3-0	-
Townsend, Camer LB	1-1	2	DNP	1-0	DNP	-	-	-	-	-	0-1	-	-	-
TEAM	1-0	1	-	-	-	-	-	-	1-0	-	-	-	-	-
Tseng, Johnny LB	1-0	1	DNP	1-0	DNP	DNP	DNP	DNP	DNP	DNP	DNP	DNP	DNP	DNP
Dickson, Michae	1-0	1	1-0	-	-	-	-	-	-	-	-	-	-	-
Fowler, Erick LB	1-0	1	DNP	DNP	DNP	-	-	1-0	-	-	-	-	-	-
Holbrook, Jak	1-0	1	-	-	-	-	-	-	-	-	-	1-0	-	-
Williams, Conno	1-0	1	1-0	DNP	-	-	-	-	-	-	-	-	-	-
Duvernay, Devin	1-0	1	-	-	-	-	-	-	-	-	-	-	1-0	-
Warren III, C.	1-0	1	-	-	1-0	-	DNP	DNP	DNP	DNP	DNP	DNP	DNP	DNP
Becker, Mitchel	1-0	1	-	-	-	-	-	1-0	-	-	-	-	-	-
Foreman, D'Onta	1-0	1	-	DNP	-	-	-	-	-	-	-	-	1-0	-
Johnson, Collin	1-0	1	-	-	-	-	-	-	-	-	1-0	-	-	-
Buechele, Shane	1-0	1	-	-	1-0	-	-	-	-	-	-	-	-	-
Leonard, Dorian	1-0	1	-	-	-	1-0	-	-	-	-	-	-	-	-
Perkins, Kent	1-0	1	-	DNP	-	DNP	1-0	-	-	-	-	-	-	-

2016 OFFICIATING CREWS

1 - NOTRE DAME

R: Gary Patterson
 U: Terrance Ramsey
 HL: Michael Kelly
 LJ: Brian Sakowski
 BJ: Gary Dancewcz
 FJ: Harry Tyson
 SJ: Tony Tarantini
 CJ: Joe Pennuci

3 - CALIFORNIA

R: Mike Defee
 U: Robert Richeson
 HL: Al Green
 LJ: Derek Anderson
 BJ: Terry Jones
 FJ: Joe Blubaugh
 SJ: Lo van Pham
 CJ: Mike Contreras

5 - OKLAHOMA

R: Reggie Smith
 U: Tab Slaughter
 HL: Mike Moeller
 LJ: Mark Stewart
 BJ: Lyndon Nixon
 FJ: Matt Mills
 SJ: Tim Murray
 CJ: Dan Scanlan

7 - KANSAS STATE

R: Mike Defee
 U: Robert Richeson
 HL: Al Green
 LJ: Derek Anderson
 BJ: Terry Jones
 FJ: Joe Blubaugh
 SJ: Lo van Pham
 CJ: Mike Contreras

9 - TEXAS TECH

R: Brad Van Vark
 U: Michael Cooper
 HL: George Gusman
 LJ: Frank LeBlanc
 BJ: Brian Ernest
 FJ: Jason Ledet
 SJ: Gene Semko
 CJ: Brian Alos

11 - KANSAS

R: Scott Campbell
 U: Joel Bellinger
 HL: Doug Moore
 LJ: Keith Garmond
 BJ: Joel Wetzel
 FJ: Randy Smith
 SJ: Corey Luxner
 CJ: Stacy Hardin

2 - UTEP

R: Reggie Smith
 U: Tab Slaughter
 HL: Mike Moeller
 LJ: Mark Stewart
 BJ: Lyndon Nixon
 FJ: Matt Mills
 SJ: Tim Murray
 CJ: Dick Scanlan

4 - OKLAHOMA STATE

R: Brad Van Vark
 U: Michael Cooper
 HL: George Gusman
 LJ: Frank LeBlanc
 BJ: Brian Ernest
 FJ: Jason Ledet
 SJ: Gene Semko
 CJ: Brian Alos

6 - IOWA STATE

R: Scott Campbell
 U: Joel Bellinger
 HL: Doug Moore
 LJ: Keith Garmond
 BJ: Brian Ernest
 FJ: Randy Smith
 SJ: Corey Luxner
 CJ: Stacy Hardin

8 - BAYLOR

R: Cooper Castleberry
 U: Jim Adams
 HL: Cal McNeill
 LJ: Kelly Deterding
 BJ: Donnie Aultman
 FJ: Scott Gaines
 SJ: Anthony Fleming
 CJ: Chris Tallent

10 - WEST VIRGINIA

R: Dan Romeo
 U: Scott Teifer
 HL: Andy Warner
 LJ: Marc Bovos
 BJ: Chris Alston
 FJ: Ed Vinzant
 SJ: Jim Murphy
 CJ: Ken Ray

12 - TCU

R: Mike Defee
 U: Robert Richeson
 HL: Al Green
 LJ: Derek Anderson
 BJ: Terry Jones
 FJ: Joe Blubaugh
 SJ: Lo van Pham
 CJ: Mike Contreras



2016 STATISTICS • DEFENSE

DEFENSIVE LEADERS

TACKLES FOR LOSS (91)

Hager, Breckyn	13.5-58
Freeman, Edwin	9.0-37
Jefferson, Malik	8.5-46
Roach, Malcolm	8.0-46
Nelson, Chris	6.0-20
Boyette Jr., Paul	5.5-22
Ford, Poona	5.5-15
Hall, Jason	4.5-23
Omenihu, Charles	4.5-19
Hughes, Naashon	3.5-36
Cottrell, Bryce	3.5-19
Elliott, DeShon	3.0-31
Wheeler, Anthony	2.5-5
Vaccaro, Kevin	2.0-20
McCulloch, Jeffrey	2.0-9
Locke III, P.J.	2.0-5
Boyd, Kris	1.5-5
Elliott, Jordan	1.5-1
Christmas, D'Andre	1.0-6
Cole, Timothy	1.0-4
Davis, Davante	1.0-1
Fowler, Erick	1.0-1
Bonney, John	0.5-1

SACKS (41)

Hager, Breckyn	6.0-42
Jefferson, Malik	5.5-41
Hughes, Naashon	3.5-36
Omenihu, Charles	3.5-17
Roach, Malcolm	3.0-24
Hall, Jason	3.0-20
Freeman, Edwin	3.0-19
Cottrell, Bryce	2.5-18
Vaccaro, Kevin	2.0-20
Boyette Jr., Paul	2.0-16
Nelson, Chris	1.5-7
Elliott, Deshon	1.0-17
Christmas, D'Andre	1.0-6
McCulloch, Jeffrey	1.0-5

Cole, Timothy	1.0-4
Locke III, P.J.	1.0-4
Wheeler, Antony	0.5-3

QB PRESSURES (15)

Ford, Poona	4
Jefferson, Malik	3
Boyette Jr., Paul	2
Bonney, John	1
Locke III, P.J.	1
Nelson, Chris	1
Omenihu, Charles	1
Cottrell, Bryce	1
McCulloch, Jeffrey	1

FORCED FUMBLES (14)

Boyette Jr., Paul	2
Wheeler, Anthony	2
Boyd, Kris	2
Davis, Davante	1
Ford, Poona	1
Hager, Breckyn	1
Hughes, Naashon	1
Jefferson, Malik	1
Nelson, Chris	1
Bonney, John	1
Jeffrey McCulloch	1

RECOVERED FUMBLES (10)

Boyd, Kris	2
Elliott, Deshon	2
Christmas, D'Andre	1
Ford, Poona	1
Freeman, Edwin	1
Haines, Dylan	1
Locke III, P.J.	1
McCulloch, Jeffrey	1

INTERCEPTIONS (10)

Haines, Dylan	4
Freeman, Edwin	2
Elliott, DeShon	1
Locke III, P.J.	1
Nelson, Chris	1
Boyd, Chris	1

PASS BREAKUPS (46)

Bonney, John	9
Locke III, P.J.	6
Boyd, Kris	4
Elliott, DeShon	4
Evans, Sheroid	4
Hall, Jason	3
Jefferson, Malik	3
Davis, Davante	2
Haines, Dylan	2
Hughes, Naashon	2
Wheeler, Anthony	2
Boyette Jr., Paul	1
Cole, Timothy	1
Davis, Antwuan	1
Hager, Breckyn	1
Hill, Holton	1

BLOCKED PUNTS (2)

Jones, Brandon	2
----------------	---

BLOCKED FIELD GOALS/PAT (3)

Ford, Poona	2
Hughes, Naashon	1

MULTI-TFL GAMES (13)

Malcolm Roach	3.0-13 vs. WVU
Hughes, Naashon	2.5-24 vs. ISU
Hager, Breckyn	2.5-15 vs. BAY
Jefferson, Malik	2.5-11 vs. BAY
Nelson, Chris	2.5-9 vs. ISU
Hager, Breckyn	2.5-7 vs. KU
Hall, Jason	2.0-13 at OSU
Freeman, Edwin	2.0-7 vs. TCU
Hager, Breckyn	2.0-6 vs. TCU
Freeman, Edwin	2.0-6 at TTU
Jefferson, Malik	1.5-22 at TTU
Ford, Poona	1.5-8 vs. UTEP
Nelson, Chris	1.5-7 vs. ND

**Must include one solo TFL to qualify*

MULTI-SACK GAMES (5)

Hughes, Naason	2.5-24 vs. ISU
Hall, Jason	2.0-13 at OSU
Jefferson, Malik	2.0-11 vs. BAY
Nelson, Chris	1.5-7 vs. ISU
Jefferson, Malik	1.5-22 at TTU

**Must include one solo sack to qualify*

GAME-BY-GAME DEFENSIVE STATISTICS (TEAM)

Opponent	Sacks	TFL	FF	FR	INT	PBU	P_BLK	FG_BLK	XP_BLK	QBP
NOTRE DAME	3.0-19	7-29	0	0	0	4	0	1	0	2
UTEP	5.0-41	11-57	2	1-0	0	4	1	0	0	1
at California	3.0-30	7-40	1	0-0	0	5	1	0	0	3
at Oklahoma State	3.0-20	7-29	0	0-0	0	2	0	0	1	2
vs. Oklahoma	1.0-7	3-9	2	2-0	2-38	0	0	0	0	0
IOWA STATE	8.0-44	14-52	1	1	0	3	0	0	0	1
at Kansas State	2.0-16	6.0-24	1	2-0	1-33	3	0	0	0	0
BAYLOR	6.0-38	11.0-50	3	1-0	1-0	6	0	0	0	0
at Texas Tech	3.0-38	5.0-44	1	1-0	1-0	7	0	0	1	3
WEST VIRGINIA	2.0-11	9.0-29	1	1	3-2	2	0	0	0	1
at Kansas	2.0-15	6.0-34	1	1-4	1-4	8	0	0	0	1
TCU	3.0-20	7.0-32	1	0-0	1-24	3	0	0	0	1



2016 STATISTICS • SPECIALISTS

PLACE-KICKERS

#17 Trent Domingue

OPPONENT	FG-FGA	PAT-A	POINTS	LONG
NOTRE DAME	1-1	5-6	8	25
UTEP	2-2	5-5	11	43
at California	2-4	5-5	11	38
at Oklahoma State	0-1	1-4	1	0
vs. Oklahoma	2-2	4-4	10	33
IOWA STATE	2-2	3-3	10	29
at Kansas State	0-1	3-3	3	0
BAYLOR	2-2	3-3	10	39
at Texas Tech	1-1	6-6	7	29
WEST VIRGINIA	2-3	2-2	8	27
at Kansas	0-1	3-3	3	0
TCU	1-2	0-0	3	21
TOTALS	15-22	40-44	85	43

#38 Mitchell Becker

OPPONENT	FG-FGA	PAT-A	POINTS	LONG
NOTRE DAME	0-0	0-0	0	0
UTEP	0-0	0-0	0	0
at California	0-0	0-0	0	0
at Oklahoma State	0-0	0-0	0	0
vs. Oklahoma	0-0	0-0	0	0
IOWA STATE	0-0	0-0	0	0
at Kansas State	0-0	0-0	0	0
BAYLOR	0-0	0-0	0	0
at Texas Tech	0-0	0-0	0	0
WEST VIRGINIA	0-0	0-0	0	0
at Kansas	0-0	0-0	0	0
TCU	2-2	0-0	6	31
TOTALS	2-2	0-0	6	31

PUNTERS

#13 Michael Dickson

OPPONENT	NO.	YDS	AVG.	LONG	TB	FC	50+	I20
NOTRE DAME	6	330	55.0	64	1	2	5	1
UTEP	5	252	50.4	57	1	1	3	2
at California	4	174	43.5	50	0	2	1	2
at Oklahoma State	5	226	45.2	51	0	3	2	3
vs. Oklahoma	6	269	44.8	50	0	4	1	4
IOWA STATE	4	186	46.5	51	2	0	1	1
at Kansas State	4	161	40.2	44	1	1	0	1
BAYLOR	6	316	52.7	63	2	1	5	3
at Texas Tech	5	255	51.0	63	1	1	2	2
WEST VIRGINIA	4	175	43.8	51	0	0	1	3
at Kansas	8	350	43.8	51	1	1	1	4
TCU	8	385	48.1	74	0	4	3	4
TOTALS	65	3079	47.4	74	9	20	28	25

2017 LONGHORNS FOOTBALL



RECORDS

TEXAS FOOTBALL MEDIA GUIDE



TEAM RECORDS

Longhorns football records are based on official statistics filed with the NCAA Service Bureau. Bowl game statistics are included in season stats beginning in 2002. Single-game records are from 1943, while season and career records are from 1937. In some individual cases, records go beyond 1937. As pre-1937 records become available, they will be added. Texas is a member of the Division I Football Bowl Subdivision (FBS). Prior to 2007, the classification was Division I-A.

MISCELLANEOUS TEAM RECORDS

All-time games played	1,284 in 124 years
Overall record (winning percentage)	891-360-33 (.707)
National Championships (four)	1963, '69, '70, 2005
Undefeated and untied teams (nine)	1893, '95, 1900, '14, '18, '20, '63, '69, 2005
Undefeated and once-tied teams (two)	1923, '62
Longest undefeated streak	30 games (1968-70)
Longest winning streak	30 games (1968-70)
Longest losing streak	10 games (1937-38)
Most consecutive shutouts	10 (1928-29)
Most shutouts in a season	7 (1901, '06, '23, '29, '30)

MILESTONE VICTORIES

Texas' 800th victory in the 2005 season was one for the ages as No. 2 Texas defeated No. 1 USC, 41-38, in the final minute of the 2006 Rose Bowl to win its fourth National Championship and snap the Trojans' 34-game winning streak.

WIN	DATE	GAME	OPPONENT	SCORE
50	Nov. 28, 1901	11	vs. Texas A&M	32-0
100	Oct. 29, 1910	4	vs. Auburn	9-0
150	Nov. 3, 1918	4	vs. Ream Flying Field	26-2
200	Oct. 24, 1925	4	vs. Rice	27-6
250	Oct. 28, 1933	6	vs. Rice	18-0
300	Oct. 16, 1943	4	vs. Arkansas	34-0
350	Nov. 24, 1949	10	at Texas A&M	42-14
400	Sept. 26, 1958	2	at Tulane	21-20
450	Nov. 28, 1963	10	at Texas A&M	15-13
500	Jan. 1, 1970	11	vs. Notre Dame ^	21-17
550	Oct. 25, 1975	11	vs. Rice	41-9
600	Oct. 24, 1981	6	at SMU	9-7
650	Nov. 14, 1987	9	vs. TCU	24-21
700	Oct. 21, 1995	7	vs. Virginia	17-16
750	Oct. 20, 2001	7	vs. Colorado	41-7
800	Jan. 4, 2006	13	vs. USC !	41-38
850	Nov. 20, 2010	11	vs. Florida Atlantic	51-17

! Rose Bowl/BCS National Championship Game
^ Cotton Bowl

RECORD BY DECADE

1893-99	36-8-1 (.811)	1960-69	86-19-3 (.810)
1900-09	60-21-6 (.724)	1970-79	88-26-1 (.770)
1910-19	65-18 (.783)	1980-89	73-42-2 (.632)
1920-29	64-18-7 (.758)	1990-99	74-44-2 (.625)
1930-39	47-44-6 (.515)	2000-09	115-23 (.832)
1940-49	78-21-3 (.779)	2010-19	46-42 (.523)
1950-59	64-38-2 (.625)	All-time record	891-358-33 (.707)

TOUGH DEFENSE

During one impressive stretch from the end of the 1928 season to the middle of the 1930 campaign, the Longhorns posted 14 shutouts in 16 games. The streak began with three shutouts to end 1928 and continued with seven more shutouts to start 1929. In fact, during the decade of the 1920s, UT shutout 49 opponents in 89 games (.551).

NCAA FBS ALL-TIME WINS

BY VICTORY						
RK	TEAM	YEARS	WINS	LOSSES	TIES	PCT.
1.	Michigan	137	935	334	36	.730
2.	TEXAS	124	891	360	33	.707
3.	Nebraska	127	889	372	40	.699
4.	Ohio State	127	886	322	53	.724
5.	Alabama	122	878	327	43	.721
6.	Notre Dame	128	875	321	42	.724
7.	Oklahoma	122	872	321	53	.721
8.	Penn State	130	867	385	41	.687
9.	Tennessee	120	829	375	53	.680
10.	USC	123	823	336	54	.700

BY WINNING PERCENTAGE						
RK	TEAM	YEARS	WINS	LOSSES	TIES	PCT.
1.	Michigan	137	935	334	36	.730
2.	Boise State	49	427	162	2	.724
3.	Ohio State	127	886	322	53	.724
4.	Notre Dame	128	875	321	42	.724
5.	Oklahoma	122	872	321	53	.721
6.	Alabama	122	876	326	43	.721
7.	TEXAS	124	891	360	33	.707
8.	USC	123	823	336	54	.700
9.	Nebraska	127	889	372	40	.699
10.	Penn State	130	867	385	41	.687

NCAA FBS ALL-TIME BOWLS

BY BOWL APPEARANCES						
RK	TEAM	APPEARANCES	WINS	LOSSES	TIES	PCT.
1.	Alabama	65	37	25	3	.592
2.	TEXAS	53	27	24	2	.528
	Nebraska	53	26	27	0	.491
4.	Georgia	52	29	19	3	.587
	Tennessee	52	27	25	0	.519
6.	USC	51	34	17	0	.667
7.	Oklahoma	50	29	20	1	.590
8.	Penn State	48	29	17	2	.625
	LSU	48	25	22	1	.531

BY BOWL VICTORIES						
RK	TEAM	APPEARANCES	WINS	LOSSES	TIES	PCT.
1.	Alabama	65	37	25	3	.592
2.	USC	51	34	17	0	.667
3.	Penn State	48	29	17	2	.625
	Oklahoma	50	29	20	1	.590
	Georgia	52	29	19	3	.587
6.	TEXAS	53	27	24	2	.528
	Tennessee	52	27	25	0	.519
8.	Florida State	44	26	16	2	.614
	Nebraska	53	26	27	0	.491

THEY WEREN'T EVEN CLOSE

Texas has had some one-sided games over the years. The Longhorns' biggest victory point-wise came in a 92-0 romp against Daniel Baker in 1915. The worst setback dealt to UT was by a 68-point victory at the hands of Chicago in 1904. Below are UT's top 10 victories and defeats in school history.

DEFEATS			VICTORIES		
YEAR	OPPONENT	SCORE	YEAR	OPPONENT	SCORE
1904	at Chicago	0-68	1915	Daniel Baker	92-0
1997	UCLA	3-66	1913	Baylor	77-0
2003	vs. Oklahoma	13-65	1946	Colorado	76-0
1988	Houston	15-66	1916	SMU	74-0
1908	at Oklahoma	0-50	1915	TCU	72-0
2000	vs. Oklahoma	14-63	1914	Southwestern	70-0
1901	at Kirksville	0-48	1977	Virginia	68-0
1956	at TCU	0-46	2005	Colorado	70-3
1906	at Vanderbilt	0-45	1910	Haskell	68-3
1956	vs. Oklahoma	0-45	1932	at Missouri	65-0
			1974	at TCU	81-16
			2004	North Texas	65-0

TEAM RECORDS

BIG COMEBACKS

In 2004, Texas fell behind at home to Oklahoma State, 35-7 (28 points), in the first half but scored in the final minute of the period to cut the deficit to 35-14. The Longhorns went on to outscore the Cowboys 42-0 in the second half. Prior to that, the largest comeback had been at the 2001 Holiday Bowl, where Texas rallied from a 36-17 third quarter deficit (19 points) and defeated Washington, 47-43. The Longhorns exceeded that comeback in 2006 after falling behind Texas Tech, 21-0, before defeating the Red Raiders, 35-31. The Horns notched their largest fourth-quarter comeback in 2007 by making up a 21-point deficit to defeat Oklahoma State, 38-35.

YEAR	OPPONENT	DEFICIT (QTR.)	FINAL SCORE
2004	vs. Oklahoma State	28 (35-7, 2nd)	UT, 56-35
2007	at Oklahoma State	21 (35-14, 4th)	UT, 38-35
2006	at Texas Tech	21 (21-0, 1st)	UT, 35-31
2005	at Oklahoma State	19 (28-9, 2nd)	UT, 47-28
2001	vs. Washington^	19 (36-17, 3rd)	UT, 47-43
1999	vs. Oklahoma	17 (17-0, 1st)	UT, 38-28
1965	at Texas A&M	17 (17-0, 2nd)	UT, 21-17

^ Holiday Bowl

LONGEST WINNING STREAKS IN FBS HISTORY

DID YOU KNOW? ...

Texas' 30-game winning streak from 1968-70 ranks as the 12th-longest winning streak in NCAA Division I-A football history. Texas also snapped USC's 34-game streak in the 2006 Rose Bowl for the National Championship.

WINS	TEAM	YEARS	STREAK ENDED (SCORE)	
1.	47	Oklahoma	1953-57	Notre Dame (7-0)
2.	39	Washington	1908-14	Oregon State (0-0)
3.	37	Yale	1890-93	Princeton (6-0)
	37	Yale	1887-89	Princeton (10-0)
5.	35	Toledo	1969-71	Tampa (21-0)
6.	34	Southern California	2003-05	TEXAS (41-38)
	34	Miami (Fla.)	2000-02	Ohio State (31-24/2 OT)
	34	Pennsylvania	1894-96	Lafayette (6-4)
9.	31	Oklahoma	1948-50	Kentucky (13-7)
	31	Pittsburgh	1914-18	Cleveland Naval (10-9)
	31	Pennsylvania	1896-98	Harvard (10-0)
12.	30	TEXAS	1968-70	Notre Dame (24-11)

LONGEST HOME WINNING STREAKS IN FBS HISTORY

The Longhorns' 42-game home winning streak at Memorial Stadium from 1968-76 is the seventh-longest home winning streak on NCAA Division I-A record. UT not only holds one of the nation's longest home victory strings, but it also has snapped two of the NCAA's top 20 home winning streaks. The Longhorns stopped Nebraska's 47-game home winning streak with a 20-16 victory in 1998 and halted a Texas A&M 31-game home victory string with a 16-6 win in College Station in '95.

WINS	TEAM	YEARS	STREAK ENDED (SCORE)	
1.	58	Miami (Fla.)	1985-94	Washington (38-20)
2.	57	Alabama	1963-82	Southern Mississippi (38-29)
3.	56	Harvard	1890-95	Boston AA (0-0)
4.	50	Michigan	1901-07	Pennsylvania (6-0)
5.	47	Nebraska	1991-98	TEXAS (20-16)
6.	44	Washington	1908-17	Oregon State (0-0)
7.	42	TEXAS	1968-76	Houston (30-0)

MOST IMPROVED

In 1957, Darrell Royal's first season at Texas, the Longhorns and Notre Dame shared the honor of posting the nation's most improved record.

SCHOOL	IMPROVE	FROM	TO	HEAD COACH
TEXAS	5	1-9-0 (1956)	6-4-1 ('57)	DARRELL ROYAL
Notre Dame	5	2-8-0 (1956)	7-3-0 ('57)	Terry Brennan

UT'S NCAA FBS TEAM STATISTICAL CHAMPIONS

RUSHING OFFENSE

YEAR	GAMES	CARRIES	YARDS	AVG.
1969	10	684	3,630	363.0
1970	10	715	3,745	374.5

SCORING OFFENSE

YEAR	GAMES	POINTS	AVG.
1969	10	338	33.8
1970	10	412	41.2
2008	13	551	42.4
2005	13	652	50.2

PASS EFFICIENCY OFFENSE

YEAR	GAMES	COMP. %	YARDS	RATING
2005	13	64.9	3,083	161.0

TOTAL DEFENSE

YEAR	GAMES	PLAYS	YARDS	AVG.
1942	10	—	1,173	117.3
1983	11	711	2,332	212.0
2001	12	754	2,834	236.2

RUSHING DEFENSE

YEAR	GAMES	PLAYS	YARDS	AVG.
2009	14	458	1,013	72.4

PASS EFFICIENCY DEFENSE

YEAR	GAMES	PLAYS	YARDS	RATING
1991	11	304	1,513	77.4
2000	11	378	2,027	84.3

PUNTING

YEAR	GAMES	PUNTS	YARDS	AVG.
1978	11	72	3,128	43.4

SACKS

YEAR	GAMES	SACKS	AVG.
2008	13	47	3.62

INTERCEPTIONS

YEAR	GAMES	INTs
2009	14	25

UT'S NCAA FBS TEAM RECORDS

Defensive extra points scored (single game)

T-1st _____ 2 _____ vs. Iowa State (1 blocked PAT/1 INT) _____ 1998

Defensive extra point attempts (single game)

T-1st _____ 2 _____ vs. Iowa State (1 blocked PAT/1 INT) _____ 1998

Defensive extra points scored (single season)

T-1st _____ 2 _____ vs. Iowa State (1 blocked PAT/1 INT) _____ 1998

Defensive extra point attempts (single season)

T-1st _____ 2 _____ vs. Iowa State (1 blocked PAT/1 INT) _____ 1998

DID YOU KNOW?

In addition to cementing the 1969 National Championship, No. 1 Texas' memorable 21-17 victory against No. 9 Notre Dame in the 1970 Cotton Bowl also was the 500th victory in school history. Meanwhile Texas' victory over No. 1 USC for the 2005 National Championship was also the 800th victory in school history.

TEAM RECORDS (GAME) SCORING

SCORING

Most points scored _____ 92 _ vs. Daniel Baker _____ 1915

Most points scored vs SWC opponent _____ 81 _ at TCU _____ 1974

Most points scored vs Big 12 opponent _____ 71 _ vs. Oklahoma State _____ 1996

Most touchdowns scored _____ 11 _ vs. Colorado _____ 1946

_____ 11 _ at TCU _____ 1974

Most PATs made _____ 10 _ vs. Colorado* _____ 2005

_____ 10 _ vs. Colorado _____ 1946

_____ 10 _ at TCU _____ 1974

Most field goals made _____ 5 _ vs. Baylor _____ 2010

_____ 5 _ at UCF _____ 2007

_____ 5 _ at Texas Tech _____ 2000

_____ 5 _ at Arkansas _____ 1985

Been Shutout _____ 88 times _ last at Iowa State _____ 10/31/2015

Shutout Opponent _____ 277 times _ last at Kansas _____ 9/27/2014

*Big 12 Championship Game

SCORING - MOST POINTS SCORED

RANK	PTS	OPPONENT	RESULT	DATE
1.	92	Daniel Baker	W 92-0	10/9/1915
2.	81	at TCU	W 81-16	11/16/1974
3.	77	Baylor	W 77-0	10/16/1913
4.	76	Colorado	W 76-0	9/28/1946
5.	74	SMU	W 74-0	9/30/1916
6.	72	Rice	W 72-15	10/1/1977
	72	TCU	W 72-0	10/2/1915
8.	71	Oregon	W 71-7	12/6/1941
9.	70	vs. Colorado^	W 70-3	12/3/2005
	70	Southwestern	W 70-0	10/31/1914

^ - 2005 Big 12 Championship Game

SCORING - MOST POINTS ALLOWED

RANK	PTS	OPPONENT	RESULT	DATE
1.	68	at U. of Chicago	L 0-68	11/5/1904
2.	66	UCLA	L 3-66	9/13/1997
	66	Houston	L 15-66	11/5/1988
4.	65	vs. Oklahoma	L 13-65	10/11/2003
5.	63	vs. Oklahoma	L 21-63	10/13/2012
		vs. Oklahoma	L 14-63	10/7/2000
7.	60	at Houston	L 40-60	11/7/1987
8.	55	at Notre Dame	L 27-55	9/23/1995
	55	vs. Iowa+	L 17-55	12/26/1984
	55	vs. Oklahoma	L 17-55	10/8/2011

SCORING - MOST COMBINED POINTS

TOTAL	RESULT	DATE
106	Texas 56, Baylor 50	10/20/2012
102	Texas 59, Texas Tech 43	11/10/2007
100	Houston 60, Texas 40	11/7/1987
99	Texas 66, New Mexico State 36	9/15/1998
98	Texas 63, Baylor 35	11/24/1994
97	Texas 50, Notre Dame 47 (20T)	9/4/2016
	Texas 66, Ole Miss 31	9/15/2012
	Texas 81, TCU 16	11/16/1974
94	Texas 63, Baylor 31	10/14/2006
93	California 50, Texas 43	9/17/2016
	Texas Tech 48, Texas 45	11/26/2015
	Texas 48, Iowa State 45	10/18/2014
	West Virginia 48, Texas 45	10/6/2012
	Texas 55, Rice 38	10/2/1993
92	Texas 92, Daniel Baker 0	10/9/1915

SCORING - FEWEST POINTS SCORED

(15 points or fewer)

Pts	Number of Times	Last Time
0	88 times	last time: at Iowa State (0-24), 10/31/2015
1	once	at Baylor (1-0), 11/5/1910 – forfeit
2	twice	last time: at SMU (2-13), 10/30/1937
3	19 times	last time: at Notre Dame (3-38), 9/5/2015
4	3 times	last time: at Missouri (4-5), 11/2/1907
5	5 times	last time: at Missouri (5-17), 11/12/2011
6	46 times	last time: vs. Arkansas (6-27), 1/1/2000#
7	64 times	last time: at TCU (7-50), 9/26/2015
8	4 times	last time: at TCU (8-22), 11/15/1958
9	17 times	last time: at Texas Tech (9-33), 10/29/1994
10	31 times	last time: TCU (10-48), 11/27/2014
11	19 times	last time: Baylor (11-21), 11/23/1991
12	31 times	last time: UCLA (12-34), 9/25/2010
13	53 times	last time: Oklahoma State (13-38), 11/16/2013
14	46 times	last time: at Kansas State (14-39), 11/6/2010
15	14 times	last time: vs. Penn State (15-38), 1/1/1997&

- Cotton Bowl

& - Fiesta Bowl

SCORING - FEWEST POINTS ALLOWED

(15 points or fewer)

Pts	Number of Times	Last Time
0	277 times	last time: at Kansas (23-0), 9/27/2014
2	7 times	last time: at TCU (3-2), 11/12/1960
3	39 times	last time: at Iowa State (56-3), 10/13/2007
4	5 times	last time: Haskell (0-4), 10/21/1904
5	12 times	last time: Texas A&M (14-5), 11/25/1926
6	75 times	last time: vs. Iowa State (27-6), 10/15/2016
7	140 times	last time: UTEP (41-7), 9/10/2016
8	4 times	last time: Tulane (35-8), 10/6/1962
9	16 times	last time: Kansas State (23-9), 10/24/2015
10	50 times	last time: vs. California (21-10), 12/28/2011^
11	6 times	last time: Houston (41-11), 9/21/2001
12	36 times	last time: vs. Nebraska (13-12), 12/5/2009#
13	62 times	last time: at Texas Tech (34-13), 11/1/2014
14	88 times	last time: at Iowa State (37-14), 10/1/2011
15	15 times	last time: at Texas A&M (46-15), 11/28/2003

^ - 2011 Holiday Bowl

- 2010 Big 12 Conference Championship Game

SCORING - FEWEST COMBINED POINTS

Since 1958 (current scoring format)

TOTAL	RESULT	DATE
5	Texas 3, TCU 2	11/12/1960
6	Texas 3, Alabama 3	12/17/1960^
	Texas 0, TCU 6	11/18/1961
	Texas 6, SMU 0	11/3/1962
7	Texas 0, Rice 7	10/22/1960
	Texas 7, Baylor 0	11/9/1963
	Texas 7, SMU 0	10/31/1964
9	Texas 6, Rice 3	10/24/1964
10	Texas 7, Arkansas 3	10/20/1962
12	Texas 6, Oklahoma 6	10/9/1976
	Texas 9, Houston 3	11/5/1983
	Texas 0, Oklahoma 12	10/9/2004
13	Texas 0, LSU 13	1/1/1963#
	Texas 13, Baylor 0	11/24/1979
14	Texas 14, TCU 0	11/17/1962
15	Texas 9, Oklahoma 6	10/13/1962

^ - Bluebonnet Bowl | # - Cotton Bowl

TEAM RECORDS (GAME) MISCELLANEOUS/OFFENSE

PUNTING

Most punts	15	at TCU	11/18/1944
Fewest punts	0	at Baylor	12/3/2011
	0	vs. Texas Tech	11/5/2011
	0	vs. Texas Tech	11/15/2003
	0	vs. Rice	9/26/1998
	0	vs. Arkansas	10/15/1952
Highest avg. per punt (min. 5 punts)	54.8	at Texas Tech (6 for 329)	11/3/1984
Most punts by opponent	15	by Rice	10/23/1943
Lowest avg. yards per punt by opponent (min. 5)	20.3	by TCU (6 for 122)	11/14/1959

PUNT RETURNS

Most returns	10	at SMU	10/30/1943
Most return yards	175	Rice	9/12/2015

KICKOFF RETURNS

Most returns	11	at Houston	11/7/1987
Most return yards	262	vs. Oklahoma State	10/15/2011

FIRST DOWNS

Most total	38	at Baylor	11/9/1968
Fewest total	3	at Texas A&M	11/30/1939
Most by rushing	34	at Baylor	11/9/1968
Most by passing	23	vs. Ohio State+	1/5/2008
Most by penalty	5	vs. Stanford	9/13/1986
Fewest total allowed	0	by SMU	10/30/1943
Most total allowed	33	by BYU	9/7/2013
	32	by Texas Tech	11/15/2003

+ Fiesta Bowl

PENALTIES

Most penalties	20	at SMU	9/23/1989
Most penalty yards	173	vs. TCU	11/12/1977
Most opponent penalties	20	by Colorado	10/10/2009
Most opponent penalty yards	202*	by Miami (Cotton Bowl)	1/1/1990

* NCAA record

FUMBLES

Most fumbles lost	5 (many)	last: at Rice	9/16/1978
Most fumbles by opponent	8 (4x)	last: by Oklahoma	10/10/1964
Most fumbles lost by opponent	6	by Tulane	9/24/1955
	6	by LSU	9/20/1952
	6	by Purdue	9/29/1951

TOTAL OFFENSE

Most plays	101	at Houston	11/7/1987
	100	vs. West Virginia	11/12/2016
Fewest plays	31	vs. Southwestern	10/2/1943
Most yards	715	vs. New Mexico State	8/31/2013
Fewest yards	50	vs. Southwestern	10/2/1943
Highest avg. yards per play	11.0	vs. Colorado (54 for 594)	9/28/1946

MOST TOTAL YARDS GAINED

RANK	YARDS	OPPONENT	DATE
1.	715	vs. New Mexico State	8/31/2013
2.	692	vs. Rice	9/26/1998
T3.	676	at Mississippi	9/15/2012
	676	at SMU	11/11/1969
5.	673	vs. North Texas	9/4/2004
6.	658	at Texas Tech	11/5/2016
7.	657	vs. Baylor	11/9/1968
8.	651	vs. TCU	11/15/1969
9.	650	vs. California	9/19/2015
10.	645	at Baylor	11/5/2005
11.	639	vs. UTEP	9/26/2009
12.	637	at Kansas	11/11/2000
13.	626	vs. Houston	11/10/1990
14.	624	vs. Oklahoma State	10/5/1996
T15.	617	vs. Kansas	11/12/2005
	617	vs. Rice	10/1/1977
17.	614	at Houston	11/11/1995
18.	611	vs. Kansas State	9/26/1942
T19.	609	vs. Iowa State	11/10/2012
	609	at SMU	11/3/1973
T21.	606	at Oklahoma State	10/29/2005
	606	vs. Kansas	11/10/2001
23.	603	vs. Texas A&M	11/26/1970
24.	601	at Houston	11/7/1987
T25.	600	vs. Rice	9/20/2008
	600	vs. Oklahoma State	11/6/2004

^ Cotton Bowl

FEWEST TOTAL YARDS GAINED

RANK	YARDS	OPPONENT	DATE
1.	50	Southwestern	10/2/1943
2.	59	vs. Arkansas #	12/29/2014
3.	70	vs. Oklahoma	10/12/1985
4.	89	at Rice	10/24/1964
5.	98	at Houston	11/5/1983
6.	121	Houston	11/6/1976
7.	123	TCU	11/14/1959
8.	125	Texas A&M	11/25/1976
9.	142	at TCU	11/15/1958
T10.	152	at Baylor	11/22/1980
	152	at Baylor	11/20/1976
	152	Arkansas	10/15/1960
13.	153	at Baylor	11/6/1954
14.	154	at LSU	9/19/1953
15.	158	vs. Oklahoma	10/7/2000
16.	159	Georgia	9/20/1958
17.	160	at Baylor	11/19/1988
T18.	162	vs. Oklahoma	10/9/1954
	162	Rice	10/24/1953
20.	163	at Notre Dame	9/5/2015

2014 Texas Bowl

TEAM RECORDS (GAME) OFFENSE

RUSHING

Most attempts	90	vs. Arkansas	12/5/1970
Fewest attempts	17	vs. Southwestern	10/2/1943
Most net yards	611	at SMU	11/1/1969
Fewest net yards	(-7)	vs. Oklahoma	10/7/2000
Highest avg. yards per rush	9.2	vs. Rice (47 for 434)	9/26/1998
	8.6	vs. North Texas (60 for 513)	9/4/2004
	8.5	vs. New Mexico St.(42 for 359)	8/31/2013

MOST RUSHING YARDS GAINED

RANK	YARDS	OPPONENT	DATE
1.	611	at SMU	11/1/1969
2.	557	at Baylor	11/9/1968
3.	549	at SMU	11/3/1973
4.	523	Navy	10/4/1969
5.	517	TCU	11/15/1969
6.	516	Rice	10/1/1977
7.	513	North Texas	9/4/2004
8.	500	at Rice	10/24/1970
9.	497	at Rice	10/26/1974
10.	468	at Rice	10/28/1972
T11.	464	Arkansas	12/5/1970
	464	Texas A&M	11/27/1952
13.	443	California	9/19/1970
14.	442	Rice	10/23/1971
15.	441	Kansas	10/29/2011
T16.	440	at Washington	9/20/1975
	440	at Rice	10/26/1968
18.	439	Texas Tech	11/5/2011
19.	434	Rice	9/26/1998
20.	432	at Texas Tech	9/26/1970

FEWEST RUSHING YARDS GAINED

RANK	YARDS	OPPONENT	DATE
1.	-7	vs. Oklahoma	10/7/2000
2.	2	vs. Arkansas #	12/29/2014
3.	6	vs. Nebraska &	12/4/1999
4.	9	Baylor	11/21/1981
5.	13	at Stanford	9/16/2000
T6.	14	Texas A&M	11/24/1988
	14	at Baylor	11/20/1976
8.	15	Georgia	9/20/1958
T9.	16	at Rice	10/16/1994
	16	Texas A&M	11/29/1974
T11.	17	vs. Oklahoma	10/12/1985
	17	at Rice	10/27/1974
13.	18	vs. Nebraska	12/5/2009
14.	24	Houston	11/6/1976
T15.	27	vs. Oklahoma	10/6/2001
	27	North Texas	8/31/2002
17.	28	Baylor	11/9/1957
18.	29	vs. Oklahoma	11/11/1986
19.	34	Kansas State	10/2/1999
	-27	vs. Arkansas @	1/1/2000

@ - Cotton Bowl -- bowl games did not count toward records until 2002

- Texas Bowl

& - Big 12 Championship Game

PASSING

Most pass attempts	60	at Houston	11/7/1987
Fewest pass attempts	0	at Texas A&M	11/22/1973
Most pass completions	41	vs. Ohio State+	1/5/2008
Fewest pass completions	0	at SMU, at Purdue	10/31/1951
	0	at Texas A&M	11/22/1973
Highest completion percentage (min. 10 att)	.913	vs. Arkansas (21-of-23)	9/27/2008
Lowest completion percentage (min. 10 att)	.083	at Arkansas (1-of-12)	10/20/1951
Most passes had intercepted	7	vs. Oklahoma	10/10/1987
Most yards	476	at Houston	11/7/1987
Most touchdown passes	6	vs. Baylor	10/14/2006

+ Fiesta Bowl

MOST PASSING YARDS GAINED

RANK	YARDS	OPPONENT	DATE
1.	476	at Houston	11/7/1987
2.	473	vs. Washington ^	12/28/2001
3.	470	UCF	11/7/2009
4.	419	at Nebraska	11/2/2002
5.	414	vs. Ohio State +	1/5/2009
6.	408	Oklahoma State	11/7/1998
7.	403	at Stanford	9/16/2000
8.	397	Texas Tech	11/8/1997
9.	396	Kansas	11/21/2009
10.	391	Oklahoma State	10/25/2008
11.	388	Missouri	10/18/2008
T12.	387	Iowa State	11/10/2012
	387	Rice	10/5/1985
T14.	383	Baylor	10/28/2000
	383	Texas A&M	11/24/2000
16.	380	Stanford	9/4/1999
17.	379	Houston	11/8/1986
18.	370	Colorado *	12/1/2001
19.	366	at Colorado	9/4/1993
20.	364	California	9/19/2015

^ - Holiday Bowl

+ - Fiesta Bowl

* - Big 12 Championship

FEWEST PASSING YARDS GAINED

RANK	YARDS	OPPONENT	DATE
T1.	0	at Texas A&M	11/22/1973
	0	SMU	11/4/1972
	0	at SMU	11/3/1951
	0	at Purdue	9/29/1951
T5.	7	Arkansas	12/4/1976
	7	at Arkansas	10/20/1951
7.	9	SMU	10/31/1964
8.	10	Iowa State	9/22/1979
9.	11	Maryland	9/26/1959
T10.	14	Arkansas	10/21/1972
	14	vs. Oklahoma	10/12/1963
12.	16	TCU	11/16/1957
13.	17	Houston	9/21/1968
14.	18	at California	9/20/1969
T15.	19	TCU	11/18/1967
	19	Rice	10/24/1959
T17.	21	at Texas Tech	10/30/1976
	21	TCU	11/13/1971
	21	vs. Oklahoma	10/13/1962
	21	vs. Oklahoma	10/8/1960
21.	23	SMU	10/23/1976
22.	24	Baylor	11/6/1971
23.	25	vs. Oklahoma	10/10/1970

TEAM RECORDS (GAME) DEFENSE

TOTAL DEFENSE

Fewest plays allowed	26	by Arkansas	10/18/1947
	26	by SMU	10/30/1943
Most plays allowed	99	by BYU	9/7/2013
	97	by Texas Tech	11/14/1998
Fewest yards allowed	5	by Texas A&M	11/27/1941
Most yards allowed	733	by Houston	10/24/1992
Lowest avg. yards per play	0.7	by SMU (26 for 19)	10/30/1943

FEWEST TOTAL YARDS ALLOWED

RANK	YARDS	OPPONENT	DATE
1.	5	at Texas A&M	11/27/1941
2.	37	vs. Southwestern	9/30/1944
3.	46	vs. Kansas	10/29/2011
4.	53	vs. UTEP	9/26/2009
5.	59	vs. Colorado	9/28/1946
6.	66	New Mexico	9/17/1988
7.	67	Kansas	11/10/2001
8.	71	at TCU	11/17/1962
9.	73	Arkansas	10/16/1948
10.	80	at California	9/23/1961
11.	82	Virginia	9/17/1977
12.	84	Texas Tech	9/20/1947
T13.	85	at Rice	9/16/1978
	85	Texas Tech	10/1/1960
	85	at North Carolina	9/27/1952
16.	87	vs. Baylor	11/24/1979
17.	94	vs. North Texas	8/30/2014
18.	95	North Texas	9/2/2006
19.	97	at Texas A&M	11/24/1955
20.	102	Baylor	11/6/1971

records available since 1944

MOST TOTAL YARDS ALLOWED

RANK	YARDS	OPPONENT	DATE
1.	733	Houston	10/24/1992
2.	682	at Houston	11/11/1989
3.	679	at BYU	9/7/2013
4.	677	vs. Oklahoma	10/13/2012
5.	672	vs. Oklahoma	10/8/2016
6.	665	Texas Tech	11/26/2015
7.	624	Baylor	10/29/2016
8.	619	Houston	11/5/1988
9.	608	at Texas Tech	11/9/1996
10.	607	Baylor	10/20/2012
11.	606	at Texas Tech	11/16/2002
12.	604	at TCU	10/3/2015
13.	594	at Oklahoma State	11/3/2007
14.	584	at UCLA	9/12/1998
15.	579	at Texas Tech	11/1/2008
16.	576	at Oklahoma State	9/29/2012
17.	560	at Louisville	9/25/1993
18.	555	at Oklahoma State	10/1/2016
19.	552	vs. Oklahoma	10/11/2003
20.	548	California	9/19/2015

RUSHING DEFENSE

Fewest attempts allowed	7	by Texas Tech	11/10/2007
Most attempts allowed	79	by Oklahoma	10/12/1957
Fewest net yards allowed	(-83)	at SMU	10/26/1991
	(-76)	by SMU	11/1/1952
Most net yards allowed	550	by BYU	9/7/2013
	452	by Rice	9/27/1997
Lowest avg. yards per rush	(-4.9)	by SMU (14 for minus-68)	11/4/1950

FEWEST RUSHING YARDS ALLOWED

RANK	YARDS	OPPONENT	DATE
1.	(-83)	at SMU	10/26/1991
2.	(-76)	SMU	11/1/1952
3.	(-68)	SMU	11/4/1950
4.	(-56)	New Mexico	9/17/1988
5.	(-43)	at TCU	11/15/1980
6.	(-37)	TCU	11/12/1977
7.	(-36)	at Rice	9/16/1978
8.	(-33)	at TCU	11/18/1978
9.	(-24)	vs. Texas A&M	11/27/2008
10.	(-21)	at Baylor	11/7/1964
T11.	(-17)	at Texas Tech	10/23/2004
	(-17)	North Texas	9/19/1981
13.	(-16)	vs. Oklahoma	10/7/2009
T14.	(-14)	at Texas Tech	9/18/2010
	(-14)	Texas A&M	11/28/1968
	(-14)	vs. Navy	10/3/1964
	(-14)	vs. Tennessee	11/1/1951
18.	(-13)	at Texas Tech	10/28/2006
19.	(-12)	at Rice	9/16/2006
20.	(-11)	Rice	9/22/2007
21.	(-8)	vs. Colorado	9/28/1946
22.	(-7)	Texas A&M	11/27/1998
23.	(-6)	vs. Texas Tech	9/19/2009
T24.	(-2)	vs. Kansas	10/29/2011
	(-2)	North Texas	9/24/1983
	(-2)	vs. SMU	11/2/1968
	(-2)	at SMU	11/4/1967
T28.	(-1)	at TCU	11/16/1974
	(-1)	at Texas A&M	11/25/1965

MOST RUSHING YARDS ALLOWED

RANK	YARDS	OPPONENT	DATE
1.	550	at BYU	9/7/2013
2.	452	Rice	9/27/1997
3.	435	vs. Oklahoma	10/9/1971
4.	405	Southern Cal	9/22/1956
5.	398	Baylor	10/29/2016
6.	396	vs. Oklahoma	11/11/1986
7.	395	at Baylor	12/6/2015
8.	392	vs. Oklahoma	10/10/1987
9.	387	Colorado	10/1/1994
10.	384	vs. Oklahoma	10/9/1982
11.	375	at Texas A&M	11/29/1951
12.	372	at TCU	11/17/1956
13.	369	vs. Oklahoma	10/13/1956
14.	368	at Rice	10/27/1956
15.	353	vs. Oklahoma	10/12/1974
16.	351	at SMU	11/1/1975
17.	348	TCU	11/12/1955
18.	344	vs. Oklahoma	10/8/1988
19.	343	vs. Oklahoma	10/13/2012
20.	336	Texas A&M	11/29/1956

TEAM RECORDS (GAME) DEFENSE

PASS DEFENSE

Fewest pass attempts allowed	2	by Oklahoma	10/9/1982
Most pass attempts allowed	64	by Texas Tech	10/22/2005
Fewest pass completions allowed	0	by Rice	10/27/1956
Most pass completions allowed	46	by Texas Tech	9/19/2009
Lowest completion percentage (min. 10 att)	.100	by Texas Tech (1-of-10)	10/6/1945
Fewest yards allowed	(-1)	by Oklahoma (on two comp.)	10/13/1951
Most yards allowed	533	by Houston	10/24/1992
Most TD passes allowed	7	by Houston	11/5/1988

INTERCEPTIONS

Most passes intercepted	7	vs. SMU	11/4/1944
	7	vs. TCU, at Texas A&M	1943
Most return yards	182	vs. TCU	11/13/1943

FEWEST PASSING YARDS ALLOWED

RANK	YARDS	OPPONENT	DATE
1.	(-1)	vs. Oklahoma	10/13/1951
T2.	0	vs. Oklahoma	10/10/1981
	0	at Rice	10/27/1956
4.	3	SMU	10/25/1980
5.	5	vs. Air Force	12/31/1985
6.	7	vs. Oklahoma	10/11/1947
7.	8	Arkansas	10/16/1948
T8.	9	at Kansas State	11/6/2010
	9	Arkansas	10/16/1954
T10.	10	at Arkansas	10/17/1987
	10	vs. North Carolina #	12/25/1982
	10	vs. Oklahoma	10/10/1970
	10	Nebraska	9/17/1960
	10	at Arkansas	10/15/1955
15.	11	Arkansas	10/18/1958
16.	12	at Rice	10/22/1966
17.	13	vs. Oklahoma	10/10/1953
18.	14	Baylor	11/8/1947
T19.	15	North Texas	8/30/2014
	15	Texas A&M	11/22/1962

MOST PASSING YARDS ALLOWED

RANK	YARDS	OPPONENT	DATE
1.	533	Houston	10/24/1992
2.	525	at Houston	11/11/1989
3.	519	at Texas Tech	10/28/2006
4.	508	at Texas Tech	11/16/2002
5.	474	at Texas Tech	11/1/2008
6.	466	Texas Tech	11/10/2007
7.	437	Iowa State	10/3/1998
8.	430	at Oklahoma State	11/3/2007
9.	420	Texas Tech	9/19/2009
10.	419	North Texas	9/24/1988
T11.	412	Houston	11/5/1988
	412	SMU	10/31/1970
13.	409	Oklahoma State	11/13/2010
14.	403	at Texas Tech	10/23/2004
15.	402	at BYU	9/8/1988
16.	397	at Rice	10/2/1976
17.	396	at California	9/17/2016
18.	392	at Oklahoma State	10/1/2016
	392	at Texas Tech	9/9/1996
20.	390	vs. Oklahoma	10/8/2016

MOST TACKLES FOR LOSS

RANK	TFL	OPPONENT	DATE
1.	31.5	Rice	9/16/1978
2.	29.0	North Texas	9/24/1983
3.	28.5	Wyoming	9/23/1978
4.	26.5	SMU	10/27/1979
5.	25.5	Arkansas	10/15/1983
6.	23.5	Texas Tech	11/03/1979
7.	23.0	Missouri	9/29/1979
8.	20.5	Arkansas	10/17/1981
9.	20.0	Houston	11/10/1979
T10.	19.0	Texas Tech	9/30/1978
	19.0	Nebraska	11/1/2003
	19.0	Rice	9/22/2007

MOST TACKLES FOR LOSS (BY OPPONENT)

RANK	TFL	OPPONENT	DATE
1.	34.0	Colorado	9/22/1990
2.	25	SMU	10/22/1994
T3.	21	UCLA	9/13/1997
	21	SMU	10/27/1990
T5.	18	Colorado	10/1/1984
	18	Texas A&M	11/25/2005
	18	Nebraska	12/5/2009
8.	17	Oklahoma	10/8/2011
T9.	16	Baylor	11/20/1993
	16	TCU	11/27/2014

MOST SACKS

RANK	SACKS	OPPONENT	DATE
1.	15.0	Texas Tech	10/31/1981
T2.	9	North Texas	9/24/1983
	9	New Mexico	9/17/1988
	9	SMU	10/26/1991
	9	Oklahoma State	11/06/1999
	9	Houston	9/23/2000
	9	Texas Tech	11/28/2013
T8.	8	SMU	9/23/1989
	8	SMU	10/27/1990
	8	Texas A&M	11/26/2004
	8	Iowa State	10/15/2016

MOST SACKS (BY OPPONENT)

RANK	SACKS	OPPONENT	DATE
T1.	9	Miami #	1/1/1991
	9	Nebraska ^	12/5/2009
T3.	8	North Texas	8/31/2002
	8	Arkansas	11/12/2000
	8	Oklahoma	10/8/2011
T6.	7	TCU	11/16/1985
	7	Oklahoma	10/14/1989
	7	Houston	11/11/1989
	7	Baylor	11/25/1989
	7	Nebraska ^	12/4/1999
	7	Washington %	12/30/2003
	7	Oklahoma State	9/26/2015

- Cotton Bowl

^ - Big 12 Championship Game

% - Alamo Bowl

TEAM RECORDS (SEASON) OFFENSE

SCORING

Most points scored	652	2005
Most points per game	50.2 (652/13 games)	2005
Most PATs by kicking	72	2008
Highest PAT percentage	1.000	44 in 2011 28 in 2010; 72 in 2008; 55 in 2002; 46 in '98; 38 in '94; 27 in '85; 24 in '63 and '64; 23 in '86
Consecutive PATs by kicking	121	2001-03
Most two-point attempts	9	1959
Most two-point conversions	5	1968, 2000
Most field goal attempts	30	1999
Most field goals made	23	2010
Most safeties	4	1939

MOST POINTS SCORED

652	2005 (13 games)
551	2008 (13 games)
550	2009 (14 games)
533	2003 (13 games)
484	2007 (13 games)
470	2001 (12 games)
467	2006 (13 games)
464	2012 (13 games)
444	1999 (13 games)
439	2002 (13 games)

FEWEST POINTS SCORED

52	1938 (9 games)
60	1937 (9 games)
66	1911 (7 games)
69	1936 (9 games)
87	1902 (10 games)
88	1896 (7 games)
89	1917 (8 games)
96	1895 (5 games)
98	1905 (9 games)
98	1893 (4 games)

MOST POINTS PER GAME

50.2	2005 (13 games)
42.4	2008 (13 games)
41.4	1969 (10 games)
41.2	1970 (10 games)
41.0	2003 (13 games)
39.3	2009 (14 games)
39.2	2001 (12 games)
39.2	1977 (11 games)
38.6	2000 (11 games)
37.2	2007 (13 games)

FEWEST POINTS PER GAME

5.8	1938 (9 games)
6.7	1937 (9 games)
7.7	1936 (9 games)
8.7	1902 (10 games)
9.4	1911 (7 games)
10.1	1956 (10 games)
10.2	1933 (11 games)
10.9	1905 (9 games)
11.1	1917 (8 games)
12.1	1924 (9 games)

TOTAL OFFENSE

(rushing and passing combined)

Most plays	1,053	2009
Most yards	6,657	2005
Highest avg. yards per play	7.4 (583 for 4,340)	1993
Highest avg. yards per game	512.1	2005

MOST TOTAL PLAYS

1,053	2009 (14 games)
1,005	2013 (13 games)
999	2016 (12 games)
975	2007 (13 games)
975	1999 (13 games)
955	2008 (13 games)
947	2011 (13 games)
941	2005 (13 games)
916	2003 (13 games)
915	2002 (13 games)

FEWEST TOTAL PLAYS

412	1938 (9 games)
490	1939 (9 games)
498	1943 (8 games)
500	1944 (9 games)
580	1960 (10 games)
604	1959 (10 games)
611	1955 (10 games)
614	1966 (10 games)
627	1953 (10 games)
634	1958 (10 games)

MOST TOTAL YARDS

6,657	2005 (13 games)
6,185	2008 (13 games)
6,018	2007 (13 games)
5,897	2009 (14 games)
5,895	2016 (12 games)
5,709	2003 (13 games)
5,650	2012 (13 games)
5,573	2004 (12 games)
5,525	1996 (12 games)
5,336	1999 (13 games)

FEWEST TOTAL YARDS

1,407	1937 (9 games)
1,437	1938 (9 games)
1,624	1939 (9 games)
2,011	1944 (9 games)
2,409	1958 (10 games)
2,520	1960 (10 games)
2,544	1957 (10 games)
2,634	1953 (10 games)
2,654	1956 (10 games)
2,662	1954 (10 games)

MOST YARDS PER GAME

512.1	2005	(6,657/13)
491.2	2016	(5,895/12)
475.8	2008	(6,185/13)
472.1	1969	(4,721/10)
470.6	1998	(5,177/11)
468.1	1970	(4,681/10)
464.4	2004	(5,573/12)
462.9	2007	(6,018/13)
460.4	1996	(5,525/12)
447.6	1968	(4,476/10)

FEWEST YARDS PER GAME

156.3	1937	(1,407/9)
159.7	1938	(1,437/9)
180.4	1939	(1,624/9)
223.4	1944	(2,011/9)
240.9	1958	(2,409/10)
252.0	1960	(2,520/10)
254.4	1957	(2,544/10)
263.4	1953	(2,634/10)
265.4	1956	(2,654/10)
266.2	1954	(2,662/10)

MOST YARDS PER PLAY

7.44	1993	(583-4,340)
7.07	2005	(941-6,657)
6.79	1998	(762-5,177)
6.48	2008	(955-6,185)
6.44	1996	(858-5,525)
6.34	2012	(891-5,650)
6.26	2004	(890-5,573)
6.23	2003	(916-5,709)
6.17	2007	(975-6,018)
6.13	1995	(848-5,199)

FEWEST YARDS PER PLAY

3.31	1939	(490-1,624)
3.49	1938	(412-1,437)
3.80	1958	(634-2,409)
3.98	1957	(640-2,544)
4.02	1944	(500-2,011)
4.05	1956	(655-2,654)
4.14	1962	(691-2,860)
4.17	1963	(730-3,046)
4.19	1954	(634-2,662)
4.20	1953	(627-2,634)



TEAM RECORDS (SEASON) OFFENSE

PASSING

Most attempts	540	2009
Most completions	362	2009
Highest completion percentage	.767 (343-of-447)	2008
Most passes had intercepted	24	1984, '88
Lowest pct. of passes had intercepted	.018 (8-of-447)	2008
Most yards	4,008	2008
Most touchdown passes	36	2008
Highest avg. yards per game	308.3 (4,008/13 gms)	2008

MOST ATTEMPTS

540	2009 (14 games)
504	1999 (13 games)
447	2008 (13 games)
445	2010 (12 games)
436	2007 (13 games)
431	2013 (13 games)
418	2014 (13 games)
410	2001 (12 games)
404	2002 (13 games)
402	2016 (12 games)

MOST COMPLETIONS

362	2009 (14 games)
343	2008 (13 games)
290	1999 (13 games)
277	2007 (13 games)
268	2012 (13 games)
262	2010 (12 games)
246	2013 (13 games)
244	2006 (13 games)
244	2001 (12 games)
243	2014 (13 games)

MOST PASSES HAD INTERCEPTED

24	1988 (11 games)
24	1984 (11 games)
22	1956 (10 games)
20	1993 (11 games)
20	1955 (10 games)
20	1954 (10 games)
19	1987 (11 games)
18	2007 (13 games)
18	1989 (11 games)
18	1978 (11 games)

LOWEST PCT. OF PASSES HAD INTERCEPTED

.018	2008 (8-of-447)
.019	1994 (7-of-361)
.020	1999 (10-of-504)
.020	1962 (3-of-147)
.024	2009 (12-of-498)
.024	2006 (9-of-371)
.026	2014 (11-of-418)
.027	1990 (8-of-293)
.027	2003 (9-of-329)
.028	2012 (11-of-399)

FEWEST ATTEMPTS

78	1951 (10 games)
86	1959 (10 games)
89	1960 (10 games)
99	1974 (11 games)
103	1973 (10 games)
104	1975 (11 games)
104	1971 (10 games)
108	1976 (10 games)
112	1957 (10 games)
120	1966 (10 games)

FEWEST COMPLETIONS

30	1951 (10 games)
35	1974 (11 games)
37	1959 (10 games)
44	1960 (10 games)
44	1937 (9 games)
45	1971 (10 games)
46	1976 (10 games)
48	1972 (10 games)
51	1973 (10 games)
52	1975 (11 games)

FEWEST PASSES HAD INTERCEPTED

3	1962 (10 games)
6	2015 (12 games)
6	1971 (10 games)
6	1970 (10 games)
6	1959 (10 games)
7	1994 (11 games)
7	1973 (10 games)
7	1972 (10 games)
7	1963 (10 games)
7	1941 (10 games)

HIGHEST PCT. OF PASSES HAD INTERCEPTED

.145	1954 (20-of-138)
.130	1976 (14-of-108)
.126	1937 (15-of-119)
.119	1943 (16-of-135)
.115	1951 (9-of-78)
.112	1960 (10-of-89)
.110	1968 (17-of-154)
.101	1978 (18-of-179)
.100	1966 (12-of-120)
.096	1956 (22-of-228)

HIGHEST COMPLETION PERCENTAGE

.767	2008 (343-of-447)
.672	2012 (268-of-399)
.670	2009 (362-of-540)
.658	2006 (244-of-371)
.649	2005 (218-of-336)
.635	2007 (277-of-436)
.596	2016 (241-of-402)
.595	2001 (244-of-410)
.594	2002 (240-of-404)
.591	1998 (188-of-318)

MOST PASSING YARDS

4,008	2008 (13 games)
3,831	2009 (14 games)
3,580	1999 (13 games)
3,421	2012 (13 games)
3,320	2007 (13 games)
3,251	2002 (13 games)
3,229	2000 (11 games)
3,083	2005 (13 games)
3,024	2016 (12 games)
3,006	1996 (12 games)

MOST TOUCHDOWN PASSES

36	2008 (13 games)
31	2006 (13 games)
29	2009 (14 games)
26	2005 (13 games)
26	2002 (13 games)
26	2001 (12 games)
26	2000 (11 games)
25	2012 (13 games)
24	1994 (11 games)
23	1999 (13 games)

MOST AVG. YARDS PER GAME

308.3	2008 (4,008/13 gms)
293.5	2000 (3,229/11 gms)
275.4	1999 (3,580/13 gms)
273.6	2009 (3,831/14 gms)
266.5	1998 (2,931/12 gms)
263.2	2012 (3,421/13 gms)
255.4	2007 (3,320/13 gms)
252.0	2016 (3,024/12 gms)
250.5	1996 (3,006/12 gms)
250.2	2001 (3,003/12 gms)

LOWEST COMPLETION PERCENTAGE

.354	1974 (35-of-99)
.370	1937 (44-of-119)
.380	1978 (68-of-179)
.381	1942 (56-of-147)
.385	1951 (30-of-78)
.387	1972 (48-of-124)
.399	1954 (55-of-138)
.409	1958 (52-of-127)
.412	1983 (71-of-172)
.417	1964 (63-of-151)

FEWEST PASSING YARDS

358	1937 (9 games)
363	1939 (9 games)
479	1959 (10 games)
492	1974 (11 games)
612	1951 (10 games)
663	1958 (10 games)
699	1971 (10 games)
716	1973 (10 games)
725	1960 (10 games)
730	1963 (10 games)

FEWEST TOUCHDOWN PASSES

1	1972 (10 games)
2	1971 (10 games)
2	1963 (10 games)
3	1976 (11 games)
3	1974 (11 games)
3	1964 (10 games)
4	1973 (10 games)
4	1962 (10 games)
4	1960 (10 games)
4	1954 (10 games)

FEWEST AVG. YARDS PER GAME

39.8	1937 (358/9 gms)
40.3	1939 (363/9 gms)
44.7	1974 (492/11 gms)
47.9	1959 (469/10 gms)
61.2	1951 (612/10 gms)
66.3	1958 (663/10 gms)
69.9	1971 (699/10 gms)
71.6	1973 (716/10 gms)
72.5	1960 (725/10 gms)
73.0	1976 (803/11 gms)
73.0	1963 (730/10 gms)

PASSES HAD INTERCEPTED

Fewest passes intercepted	3	1962
Fewest return yards	9	1962
Lowest avg. per return	3.0	1962 (3 for 9)



TEAM RECORDS (SEASON) OFFENSE

RUSHING

Most attempts	715	1970
Most net yards gained	3,745	1970
Most rushing TDs	55	2005
Highest avg. yards per attempt	5.91 (605 for 3,574)	2005
Highest avg. yards per game	374.5	1970

MOST ATTEMPTS

715	1970 (10 games)
684	1969 (10 games)
674	1974 (11 games)
656	1975 (11 games)
646	1977 (11 games)
642	1968 (10 games)
638	1973 (10 games)
627	1971 (10 games)
621	1979 (11 games)
615	2004 (12 games)

MOST NET YARDS

3,745	1970 (10 games)
3,630	1969 (10 games)
3,590	2004 (12 games)
3,574	2005 (13 games)
3,502	1973 (10 games)
3,487	1974 (11 games)
3,413	1975 (11 games)
3,369	1977 (11 games)
3,315	1968 (10 games)
3,023	2003 (13 games)

MOST RUSHING TDS

55	2005 (13 games)
51	1969 (10 games)
51	1970 (10 games)
43	1973 (10 games)
43	1975 (11 games)
41	2004 (12 games)
41	2003 (13 games)
40	1974 (11 games)
39	1977 (11 games)
37	1968 (10 games)

HIGHEST AVG. YARDS PER ATTEMPT

5.91	2005 (605 for 3,574)
5.84	2004 (615 for 3,590)
5.57	1943 (362 for 2,016)
5.49	1973 (638 for 3,502)
5.37	1997 (412 for 2,216)
5.30	1969 (684 for 3,630)
5.24	1970 (715 for 3,745)
5.22	1977 (646 for 3,369)
5.20	1975 (656 for 3,413)
5.17	1974 (674 for 3,487)

HIGHEST AVG. YARDS PER GAME

374.5	1970 (3,745/10 gms)
363.0	1969 (3,630/10 gms)
350.2	1973 (3,502/10 gms)
331.5	1968 (3,315/10 gms)
317.0	1974 (3,487/11 gms)
310.3	1975 (3,413/11 gms)
306.3	1977 (3,369/11 gms)
299.2	2004 (3,590/12 gms)
292.6	1971 (2,926/10 gms)
285.8	1961 (2,858/10 gms)

FEWEST ATTEMPTS

212	1938 (9 games)
334	1944 (9 games)
362	1943 (8 games)
365	1939 (9 games)
384	1993 (11 games)
402	1955 (10 games)
406	2000 (11 games)
412	1997 (11 games)
419	1994 (11 games)
427	1956 (10 games)

FEWEST NET YARDS

721	1938 (9 games)
919	1944 (9 games)
1,049	1937 (9 games)
1,261	1939 (9 games)
1,351	1956 (10 games)
1,489	1986 (11 games)
1,506	1994 (11 games)
1,536	1955 (10 games)
1,585	1989 (11 games)
1,586	1984 (11 games)

FEWEST RUSHING TDS

6	1956 (10 games)
13	1989 (11 games)
15	1992 (11 games)
15	1991 (11 games)
15	1966 (10 games)
16	1994 (11 games)
16	1986 (11 games)
16	1960 (10 games)
16	1955 (10 games)

LOWEST AVG. YARDS PER ATTEMPT

2.75	1944 (334 for 919)
3.14	1950 (552 for 1,734)
3.16	1989 (501 for 1,585)
3.16	1956 (427 for 1,351)
3.29	1986 (452 for 1,489)
3.30	1984 (480 for 1,586)
3.31	1957 (528 for 1,749)
3.38	1988 (525 for 1,773)
3.45	2002 (511 for 1,762)
3.49	1953 (507 for 1,769)

LOWEST AVG. YARDS PER GAME

80.1	1938 (721/9 gms)
102.1	1944 (919/9 gms)
116.6	1937 (1,049/9 gms)
135.1	1999 (1,756/13 gms)
135.1	1956 (1,351/10 gms)
135.5	2002 (1,762/13 gms)
136.2	1986 (1,489/11 gms)
136.9	1994 (1,506/11 gms)
137.4	2014 (1,786/13 gms)
144.1	1989 (1,585/11 gms)

FIRST DOWNS

Most total	352	2008
Most by rushing	200	1970
Most by passing	189	2008
Most by penalty	38	1995

MOST TOTAL

352	2008 (13 games)
330	2009 (14 games)
321	2005 (13 games)
316	1995 (12 games)
311	2007 (13 games)
301	2016 (12 games)
298	2003 (13 games)
285	1996 (12 games)
284	2006 (13 games)
284	2004 (12 games)

MOST BY RUSHING

200	1970 (10 games)
183	1974 (11 games)
182	1969 (10 games)
181	1973 (10 games)
180	2005 (13 games)
178	2004 (12 games)
171	2003 (13 games)
166	1975 (11 games)
160	1971 (10 games)
158	1977 (11 games)

MOST BY PASSING

189	2008 (13 games)
175	2009 (14 games)
154	1999 (13 games)
152	2007 (13 games)
145	2012 (13 games)
134	2001 (12 games)
132	2002 (13 games)
128	1996 (12 games)
126	2006 (13 games)
126	1995 (12 games)

MOST BY PENALTY

38	1995 (12 games)
32	2006 (13 games)
31	2008 (13 games)
30	2013 (13 games)
28	1997 (11 games)
28	1996 (12 games)
27	2009 (14 games)
25	1994 (11 games)
25	1999 (13 games)
24	1998 (11 games)

FEWEST TOTAL

64	1939 (9 games)
72	1937 (9 games)
80	1944 (9 games)
89	1938 (9 games)
111	1943 (9 games)
132	1960 (10 games)
132	1959 (10 games)
135	1953 (10 games)
136	1957 (10 games)
139	1958 (10 games)

FEWEST BY RUSHING

43	1944 (9 games)
65	1946 (10 games)
71	1984 (11 games)
76	1956 (10 games)
78	1955 (10 games)
81	1994 (11 games)
86	1989 (11 games)
86	1986 (11 games)
92	1957 (10 games)

FEWEST BY PASSING

22	1974 (11 games)
23	1951 (10 games)
24	1959 (10 games)
29	1945 (10 games)
31	1971 (10 games)
31	1960 (10 games)
32	1973 (10 games)
32	1972 (10 games)
33	1976 (11 games)
35	1958 (10 games)

FEWEST BY PENALTY

1	1951 (10 games)
1	1949 (10 games)
1	1955 (10 games)
2	1963 (10 games)
3	1962 (10 games)
3	1959 (10 games)
4	1961 (10 games)
4	1957 (10 games)
5	1972 (10 games)
5	1965 (10 games)

TEAM RECORDS (SEASON) OFFENSE

PENALTIES

Most penalties	107	1999
Most penalty yards	1,023	1980
Highest avg. yards per game	93.0 (1,023/11 gms)	1980
Fewest penalties	36	1939
Fewest penalty yards	279	1939
Lowest avg. yards per game	31.0 (279/9 gms)	1939

FEWEST PENALTIES

36	1939 (9 games)
37	1966 (10 games)
38	1963 (10 games)
41	1944 (9 games)
42	1972 (10 games)
42	1967 (10 games)
42	1962 (10 games)
43	1964 (10 games)
43	1954 (10 games)

FEWEST PENALTY YARDS

279	1939 (9 games)
351	1963 (10 games)
356	1966 (10 games)
358	1954 (10 games)
361	1944 (9 games)
364	1967 (10 games)
379	1962 (10 games)
433	1964 (10 games)
450	1972 (10 games)

MOST PENALTIES

107	1999 (13 games)
100	2003 (13 games)
100	1951 (10 games)
99	2005 (13 games)
98	1989 (11 games)
96	1983 (11 games)
95	1980 (11 games)
95	1995 (12 games)
94	2009 (14 games)
94	2002 (13 games)
94	2000 (11 games)
94	1996 (12 games)

MOST PENALTY YARDS

1,023	1980 (11 games)
1,008	1978 (11 games)
852	2005 (13 games)
851	1989 (11 games)
849	1983 (11 games)
848	1999 (13 games)
845	1975 (11 games)
843	1977 (11 games)
835	2000 (11 games)
829	1981 (11 games)

HIGHEST AVG. YARDS PER GAME

93.0	1980 (1,023/11 gms)
91.6	1978 (1,008/11 gms)
77.4	1989 (851/11 gms)
77.2	1983 (849/11 gms)
76.8	1975 (845/11 gms)
76.6	1977 (843/11 gms)
75.9	2000 (835/11 gms)
75.4	1981 (829/11 gms)
67.1	1991 (738/11 gms)
66.6	1982 (733/11 gms)

LOWEST AVG. YARDS PER GAME

31.0	1939 (279/9 gms)
35.1	1963 (351/10 gms)
35.6	1966 (356/10 gms)
35.8	1954 (358/10 gms)
36.4	1967 (364/10 gms)
37.9	1962 (379/10 gms)
43.1	1974 (474/11 gms)
43.3	1964 (433/10 gms)
45.0	1972 (450/10 gms)
45.9	2013 (597/13 gms)

FUMBLES

Most fumbles	52	1976
Fewest fumbles	13	2001, '02
Most fumbles lost	28	1953, '76
Fewest fumbles lost	5	2001

MOST FUMBLES

52	1976 (11 games)
48	1945 (10 games)
47	1972 (10 games)
43	1984 (11 games)
41	1985 (11 games)
39	1991 (11 games)
39	1978 (11 games)
39	1975 (11 games)
39	1957 (10 games)
38	1953 (10 games)

MOST FUMBLES LOST

28	1976 (11 games)
28	1953 (10 games)
27	1972 (10 games)
26	1951 (10 games)
25	1978 (11 games)
22	1984 (11 games)
22	1957 (10 games)
21	1954 (10 games)
20	1981 (11 games)
20	1965 (10 games)

FEWEST FUMBLES

13	2002 (13 games)
13	2001 (12 games)
15	2012 (13 games)
16	2013 (13 games)
16	2008 (13 games)
16	1946 (10 games)
17	2009 (14 games)
17	1993 (11 games)
18	2000 (11 games)
19	1996 (12 games)
19	2011 (13 games)

FEWEST FUMBLES LOST

5	2012 (13 games)
5	2001 (12 games)
6	2008 (13 games)
6	1978 (11 games)
6	1996 (12 games)
7	2013 (13 games)
7	2004 (12 games)
8	2007 (13 games)
8	1993 (11 games)
8	1956 (10 games)



TEAM RECORDS (SEASON) DEFENSE

SCORING

Fewest points allowed	0	1895
Fewest touchdowns allowed	0	1895
Fewest PATs allowed	0	1895

FEWEST POINTS ALLOWED

0	1895 (5 games)
4	1898 (6 games)
13	1900 (6 games)
13	1920 (9 games)
14	1918 (9 games)
16	1893 (4 games)
19	1911 (7 games)
20	1930 (10 games)
21	1914 (8 games)
21	1923 (9 games)

MOST POINTS ALLOWED

380	2012 (13 games)
378	2016 (12 games)
366	1997 (11 games)
364	2015 (12 games)
353	2012 (12 games)
336	2013 (13 games)
329	2007 (13 games)
326	1998 (11 games)
310	2014 (13 games)
304	1988 (11 games)

FEWEST POINTS PER GAME ALLOWED

0.0	1895 (5 games)
0.7	1898 (6 games)
1.4	1920 (9 games)
1.6	1918 (9 games)
2.0	1930 (10 games)
2.2	1900 (6 games)
2.3	1923 (9 games)
2.6	1914 (8 games)
2.7	1911 (7 games)
4.0	1893 (4 games)

MOST POINTS PER GAME ALLOWED

33.3	1997 (11 games)
31.5	2016 (12 games)
30.3	2015 (12 games)
29.6	1998 (11 games)
29.2	2012 (13 games)
27.6	1988 (11 games)
27.2	1956 (10 games)
27.0	1987 (11 games)
26.3	1989 (11 games)
25.8	2013 (13 games)

FIRST DOWNS

Fewest total allowed	50	1943
Fewest by rushing allowed	25	1943
Fewest by passing allowed	18	1943
Fewest by penalty allowed	3	1962, '48

FEWEST TOTAL ALLOWED

50	1943 (8 games)
63	1942 (10 games)
78	1944 (10 games)
83	1945 (10 games)
89	1947 (10 games)
90	1941 (10 games)
102	1961 (10 games)
103	1963 (10 games)
113	1962 (10 games)
118	1964 (10 games)

MOST TOTAL ALLOWED

306	2015 (12 games)
276	2016 (12 games)
275	2013 (13 games)
272	2007 (13 games)
268	2012 (13 games)
251	2014 (13 games)
250	1996 (12 games)
247	1995 (12 games)
241	1993 (11 games)
239	2008 (13 games)

FEWEST BY RUSHING ALLOWED

25	1943 (8 games)
42	1947 (10 games)
43	1963 (10 games)
44	1944 (10 games)
46	1945 (10 games)
52	1965 (10 games)
52	1964 (10 games)
53	2006 (13 games)
53	1961 (10 games)
55	1962 (10 games)

MOST BY RUSHING ALLOWED

147	2015 (12 games)
139	2012 (13 games)
138	1956 (10 games)
136	1969 (10 games)
132	1996 (12 games)
131	2013 (13 games)
125	1997 (11 games)
124	2016 (12 games)
122	2014 (13 games)
120	1993 (11 games)

FEWEST BY PASSING ALLOWED

18	1943 (8 games)
28	1944 (10 games)
30	1956 (10 games)
32	1949 (10 games)
32	1945 (10 games)
32	1957 (10 games)
34	1954 (10 games)
40	1979 (11 games)
44	1961 (10 games)
45	1955 (10 games)

MOST BY PASSING ALLOWED

164	2007 (13 games)
148	2008 (13 games)
137	2015 (12 games)
132	2011 (13 games)
129	2006 (13 games)
128	2016 (12 games)
128	2013 (13 games)
121	2009 (14 games)
121	1995 (12 games)
112	2014 (13 games)

FEWEST BY PENALTY ALLOWED

3	1962 (10 games)
3	1948 (10 games)
4	1974 (11 games)
4	1967 (10 games)
4	1956 (10 games)
4	1954 (10 games)
4	1947 (10 games)
5	1963 (10 games)
5	1961 (10 games)
5	1955 (10 games)

MOST BY PENALTY ALLOWED

31	2000 (11 games)
30	1981 (11 games)
29	1983 (11 games)
27	2011 (13 games)
27	2002 (13 games)
25	2009 (14 games)
25	1999 (13 games)
25	1992 (11 games)
24	2016 (12 games)
24	1980 (11 games)





TEAM RECORDS (SEASON) DEFENSE

PASS DEFENSE

Fewest pass attempts allowed	91	1956
Fewest pass completions allowed	45	1956, '43
Lowest completion pct. allowed	.316 (56-of-177)	1942
Fewest yards allowed	554	1943
Fewest touchdowns allowed	2	1954
Lowest avg. yards allowed per game	59.8 (598/10 gms)	1942

FEWEST PASS ATTEMPTS ALLOWED

91	1956 (10 games)
120	1955 (10 games)
122	1957 (10 games)
134	1943 (8 games)
135	1954 (10 games)
173	1959 (10 games)
174	1953 (10 games)
178	1960 (10 games)
185	1958 (10 games)
191	1979 (11 games)

FEWEST PASS COMPLETIONS ALLOWED

45	1956 (10 games)
45	1943 (8 games)
48	1957 (10 games)
56	1942 (10 games)
56	1939 (9 games)
64	1954 (10 games)
67	1955 (10 games)
75	1979 (11 games)
77	1960 (10 games)
84	1959 (10 games)

FEWEST PASSES INTERCEPTED

6	2008 (13 games)
6	1997 (11 games)
6	1955 (10 games)
7	1998 (11 games)
7	1985 (11 games)
7	1977 (11 games)
8	2010 (12 games)
9	1996 (12 games)
9	1956 (10 games)
10	2016 (12 games)
10	2013 (13 games)
10	1999 (13 games)
10	1989 (11 games)
10	1982 (11 games)
10	1954 (10 games)

LOWEST PCT. OF PASSES INTERCEPTED

1.22	2008	(6-of-491)
2.37	1998	(7-of-295)
2.39	2013	(10-of-419)
2.47	2016	(10-of-405)
2.52	2005	(11-of-436)
2.60	2011	(11-of-423)
2.62	2010	(8-of-305)
2.64	1977	(7-of-265)
2.66	1985	(7-of-263)
2.67	1999	(10-of-374)

MOST PASS ATTEMPTS ALLOWED

517	2007 (13 games)
491	2008 (13 games)
460	2009 (14 games)
456	2011 (13 games)
436	2005 (13 games)
419	2014 (13 games)
419	2013 (13 games)
410	2006 (13 games)
405	2016 (12 games)
400	2002 (13 games)

MOST PASS COMPLETIONS ALLOWED

314	2007 (13 games)
276	2008 (13 games)
258	2011 (13 games)
255	2009 (14 games)
247	2014 (13 games)
246	2016 (12 games)
239	2006 (13 games)
238	2013 (13 games)
229	2015 (12 games)
223	2005 (13 games)

MOST PASSES INTERCEPTED

34	1940 (10 games)
32	1946 (10 games)
32	1943 (8 games)
30	1945 (10 games)
27	1969 (10 games)
26	1951 (10 games)
25	2009 (14 games)
24	1971 (10 games)
23	1981 (11 games)
22	2002 (13 games)
22	1968 (10 games)
21	1974 (11 games)
21	1972 (10 games)

HIGHEST PCT. OF PASSES INTERCEPTED

23.9	1943	(32-of-134)
17.0	1946	(32-of-188)
16.6	1940	(34-of-205)
16.0	1945	(30-of-188)
15.4	1944	(25-of-162)
13.9	1957	(17-of-122)
13.4	1951	(26-of-194)
11.2	1971	(24-of-214)
9.41	1969	(27-of-287)
9.00	1963	(19-of-211)

LOWEST COMPLETION PCT. ALLOWED

.316	1942	(56-of-177)
.336	1943	(45-of-134)
.346	1946	(65-of-188)
.358	1981	(100-of-279)
.362	1945	(68-of-188)
.378	1991	(115-of-304)
.382	1984	(115-of-301)
.393	1957	(48-of-122)
.393	1979	(75-of-191)
.396	1977	(105-of-265)

FEWEST YARDS ALLOWED

554	1943 (8 games)
598	1942 (10 games)
687	1956 (10 games)
706	1949 (10 games)
781	1939 (9 games)
791	1957 (10 games)
839	1954 (10 games)
859	1961 (10 games)
864	1979 (11 games)
874	1959 (10 games)

FEWEST AVG. YARDS ALLOWED PER GAME

59.8	1942	(598/10 gms)
68.7	1956	(687/10 gms)
69.3	1943	(554/8 gms)
70.6	1949	(706/10 gms)
78.5	1979	(864/11 gms)
79.1	1957	(791/10 gms)
83.9	1954	(839/10 gms)
85.9	1961	(859/10 gms)
87.4	1959	(874/10 gms)
89.8	1953	(898/10 gms)
89.8	1951	(898/10 gms)

FEWEST TOUCHDOWN PASSES ALLOWED

2	1954 (10 games)
3	1964 (10 games)
3	1947 (10 games)
3	1943 (8 games)
4	1972 (10 games)
4	1962 (10 games)
4	1960 (10 games)
4	1957 (10 games)
4	1949 (10 games)
4	1948 (10 games)

HIGHEST COMPLETION PCT. ALLOWED

.607	2016	(246-of-405)
.607	2007	(314-of-517)
.599	2015	(229-of-382)
.593	2012	(208-of-351)
.589	2014	(247-of-419)
.583	2006	(239-of-410)
.568	2013	(138-of-419)
.567	2010	(173-of-305)
.566	2011	(258-of-456)
.562	2008	(276-of-491)

MOST YARDS ALLOWED

3,611	2007 (13 games)
3,372	2008 (13 games)
3,102	2016 (12 games)
3,071	2006 (13 games)
2,914	2013 (13 games)
2,801	2015 (12 games)
2,756	2012 (13 games)
2,728	2011 (13 games)
2,552	2004 (12 games)
2,514	2009 (14 games)

MOST AVG. YARDS ALLOWED PER GAME

277.8	2007	(3,611/13 gms)
259.4	2008	(3,372/13 gms)
258.5	2016	(3,102/12 gms)
236.2	2006	(3,071/13 gms)
233.4	2015	(2,801/12 gms)
227.7	1988	(2,505/11 gms)
227.2	1992	(2,499/11 gms)
224.2	2013	2,914/13 gms)
220.9	1998	(2,430/11 gms)
212.7	2004	(2,552/12 gms)

MOST TOUCHDOWN PASSES ALLOWED

24	2015 (12 games)
23	2007 (13 games)
22	2016 (12 games)
21	2006 (13 games)
20	1998 (11 games)
19	2008 (13 games)
19	1994 (11 games)
19	1992 (11 games)
18	1988 (11 games)
17	2002 (13 games)

TEAM RECORDS (SEASON) DEFENSE

OPPONENTS' PENALTIES

Most penalties	113	2006
Most penalty yards	884	2013
Highest avg. yards per game	73.3 (806/11 gms)	1994, '97
Fewest penalties	30	1943
Fewest penalty yards	172	1943
Lowest avg. yards per game	21.5 (172/8 gms)	1943

MOST PENALTIES

113	2006 (13 games)
106	2005 (12 games)
105	2009 (14 games)
100	1999 (13 games)
99	2013 (13 games)
97	1994 (11 games)
95	2003 (13 games)
94	2008 (13 games)
93	1992 (11 games)
92	2002 (13 games)

MOST PENALTY YARDS

921	2009 (14 games)
884	2013 (13 games)
850	2006 (13 games)
845	2005 (13 games)
837	1999 (13 games)
806	1997 (11 games)
806	1994 (11 games)
792	2008 (13 games)
784	1976 (11 games)
775	1996 (12 games)
775	1992 (11 games)

FEWEST PENALTIES

30	1943 (8 games)
32	1962 (10 games)
32	1951 (10 games)
33	1961 (10 games)
35	1971 (10 games)
35	1963 (10 games)
35	1960 (10 games)
41	1966 (10 games)
43	1979 (11 games)
44	1959 (10 games)

FEWEST PENALTY YARDS

172	1943 (8 games)
263	1961 (10 games)
281	1951 (10 games)
305	1960 (10 games)
324	1963 (10 games)
348	1971 (10 games)
350	1979 (11 games)
356	1962 (10 games)
390	1966 (10 games)

HIGHEST AVG. PENALTY YARDS PER GAME

73.3	1997	(806/11 gms)
73.3	1994	(806/11 gms)
71.3	1976	(784/11 gms)
70.5	1992	(775/11 gms)
68.2	1964	(682/10 gms)
68.0	2013	(884/13 gms)
67.0	1998	(737/11 gms)
66.5	1987	(731/11 gms)
65.8	2009	(921/14 gms)
65.4	2006	(850/13 gms)
65.0	2005	(845/13 gms)

FEWEST AVG. PENALTY YARDS PER GAME

21.5	1943	(172/8 gms)
26.3	1961	(263/10 gms)
28.1	1951	(281/10 gms)
30.5	1960	(305/10 gms)
31.8	1979	(350/11 gms)
32.4	1963	(324/10 gms)
34.8	1971	(348/10 gms)
35.6	1962	(356/10 gms)
39.0	1966	(390/10 gms)

FUMBLES

Most forced fumbles	46	1975
Most fumble recoveries	27	1982, '54

MOST FORCED FUMBLES

46	1975 (11 games)
45	1954 (10 games)
43	1999 (13 games)
41	1959 (10 games)
41	1955 (10 games)
39	1978 (11 games)
38	1982 (11 games)
38	1957 (10 games)
38	1953 (10 games)
36	2010 (12 games)
36	1977 (11 games)

MOST FUMBLE RECOVERIES

27	1982 (11 games)
27	1954 (10 games)
25	1978 (11 games)
25	1975 (11 games)
25	1959 (10 games)
25	1955 (10 games)
24	1957 (10 games)
23	1999 (13 games)
22	1972 (10 games)
21	1977 (11 games)
21	1953 (10 games)

FEWEST FUMBLE RECOVERIES

6	1940 (10 games)
7	2014 (13 games)
7	2011 (13 games)
7	1993 (11 games)
7	1986 (11 games)
8	1997 (11 games)
8	1994 (11 games)
8	1944 (10 games)
8	1943 (8 games)
9	1996 (12 games)
9	1991 (11 games)
9	1962 (10 games)

FEWEST FORCED FUMBLES

9	2014 (13 games)
12	2011 (12 games)
14	1986 (11 games)
16	1996 (12 games)
17	1997 (11 games)
17	1948 (10 games)
18	2012 (13 games)
18	1962 (10 games)
19	2009 (13 games)
19	1964 (10 games)
19	1963 (10 games)

INTERCEPTIONS

Most passes intercepted	34	1940
Most return yards	580	1943
Highest avg. per return	20.5 (13 for 267)	1987
Most returns for touchdowns	5	1987



TEAM RECORDS (SEASON) SPECIAL TEAMS

PUNTING

Most punts _____ 104 _____ 1938
 Highest punting avg. _____ 46.6 (62 for 2,887) _____ 1976
 Most punts had blocked _____ 4 _____ 1999

MOST PUNTS

104 _____ 1938 (9 games)
 96 _____ 1937 (9 games)
 94 _____ 1939 (9 games)
 91 _____ 1940 (9 games)
 87 _____ 2014 (13 games)
 79 _____ 1945 (10 games)
 77 _____ 2015 (12 games)
 76 _____ 2013 (13 games)
 75 _____ 1988 (11 games)
 73 _____ 1999 (13 games)

FEWEST PUNTS

30 _____ 1973 (10 games)
 36 _____ 1970 (10 games)
 38 _____ 2005 (13 games)
 39 _____ 1963 (10 games)
 41 _____ 2008 (13 games)
 41 _____ 1961 (10 games)
 42 _____ 1969 (10 games)
 43 _____ 2012 (13 games)
 44 _____ 1954 (10 games)

Lowest punting avg.

32.6 _____ 1970 (10 games)
 33.3 _____ 1969 (10 games)
 33.4 _____ 1943 (8 games)
 34.3 _____ 1963 (10 games)
 34.8 _____ 1944 (9 games)
 34.9 _____ 1960 (10 games)
 35.2 _____ 1961 (10 games)
 35.5 _____ 1956 (10 games)
 36.2 _____ 2001 (12 games)
 36.8 _____ 1964 (10 games)

HIGHEST PUNTING AVG.

47.2 _____ 2016 (12 games)
 46.6 _____ 1976 (11 games)
 45.3 _____ 2012 (13 games)
 44.9 _____ 1986 (11 games)
 44.3 _____ 1985 (11 games)
 43.9 _____ 2008 (13 games)
 43.7 _____ 1983 (11 games)
 43.4 _____ 1978 (11 games)
 43.4 _____ 1965 (10 games)
 42.9 _____ 1984 (11 games)

MOST PUNTS HAD BLOCKED

4 _____ 1999 (13 games)
 3 _____ 1946 (10 games)
 3 _____ 1943 (8 games)
 2 _____ 6 Times (Last: 2000)

KICKOFF RETURNS

Most returns _____ 53 _____ 2011
 Most yards _____ 1,276 _____ 2011
 Highest avg. yards per return _____ 27.0 (22 for 593) _____ 2005

MOST RETURNS

53 _____ 2011 (13 games)
 50 _____ 2007 (13 games)
 49 _____ 1956 (10 games)
 47 _____ 2015 (12 games)
 43 _____ 2012 (13 games)
 43 _____ 2009 (14 games)
 43 _____ 2003 (13 games)
 43 _____ 1989 (11 games)
 42 _____ 2016 (12 games)
 41 _____ 2013 (13 games)
 41 _____ 1998 (11 games)
 41 _____ 1997 (11 games)

HIGHEST AVG. YARDS PER RETURN

27.0 _____ 2005 _____ (22 for 593)
 26.8 _____ 2001 _____ (21 for 562)
 26.0 _____ 2009 _____ (43 for 1,119)
 24.9 _____ 1963 _____ (18 for 449)
 24.5 _____ 1978 _____ (28 for 686)
 24.4 _____ 1941 _____ (14 for 342)
 24.3 _____ 1993 _____ (30 for 728)
 24.1 _____ 2011 _____ (53 for 1,276)
 23.8 _____ 2002 _____ (20 for 476)
 23.2 _____ 2012 _____ (43 for 996)
 23.2 _____ 2006 _____ (26 for 603)

MOST YARDS

1,276 _____ 2011 (13 games)
 1,145 _____ 2007 (13 games)
 1,119 _____ 2009 (14 games)
 996 _____ 2012 (13 games)
 932 _____ 2012 (12 games)
 929 _____ 2015 (12 games)
 905 _____ 2008 (13 games)
 870 _____ 1956 (10 games)
 862 _____ 2013 (13 games)
 836 _____ 2003 (13 games)
 800 _____ 1997 (11 games)

FEWEST RETURNS

10 _____ 1943 (8 games)
 10 _____ 1940 (10 games)
 12 _____ 1947 (10 games)
 13 _____ 1959 (10 games)
 14 _____ 1960 (10 games)
 14 _____ 1941 (10 games)
 15 _____ 1983 (11 games)
 15 _____ 1980 (11 games)
 16 _____ 1961 (10 games)
 17 _____ 1975 (11 games)
 17 _____ 1969 (10 games)

FEWEST YARDS

144 _____ 1940 (10 games)
 206 _____ 1947 (10 games)
 208 _____ 1943 (8 games)
 230 _____ 1980 (11 games)
 244 _____ 1959 (10 games)
 260 _____ 1960 (10 games)
 316 _____ 1983 (11 games)
 323 _____ 1977 (11 games)
 327 _____ 1961 (10 games)
 330 _____ 1964 (10 games)

LOWEST AVG. YARDS PER RETURN

14.1 _____ 1976 _____ (32 for 450)
 14.4 _____ 1940 _____ (10 for 144)
 15.3 _____ 1980 _____ (15 for 230)
 15.5 _____ 1988 _____ (32 for 496)
 15.5 _____ 1952 _____ (33 for 510)
 15.8 _____ 1953 _____ (27 for 426)
 16.0 _____ 1979 _____ (24 for 384)
 16.1 _____ 1950 _____ (24 for 387)
 16.3 _____ 1991 _____ (21 for 342)
 17.1 _____ 1987 _____ (38 for 650)

PUNT RETURNS

Most returns _____ 57 _____ 1941
 Most yards _____ 799 _____ 1941
 Highest avg. yards per return _____ 18.8 (17 for 319) _____ 1973

MOST RETURNS

57 _____ 1941 (9 games)
 51 _____ 1977 (11 games)
 49 _____ 1999 (13 games)
 48 _____ 1979 (11 games)
 47 _____ 1946 (10 games)
 43 _____ 1964 (10 games)
 43 _____ 2005 (13 games)
 42 _____ 1961 (10 games)
 41 _____ 1978 (11 games)
 40 _____ 2001 (12 games)
 40 _____ 1988 (11 games)
 40 _____ 1976 (11 games)

FEWEST RETURNS

12 _____ 2012 (12 games)
 13 _____ 2008 (13 games)
 14 _____ 2012 (13 games)
 14 _____ 1966 (10 games)
 17 _____ 1973 (10 games)
 17 _____ 1956 (10 games)
 18 _____ 2011 (12 games)
 18 _____ 1989 (11 games)
 19 _____ 2011 (13 games)
 19 _____ 1970 (10 games)

FEWEST YARDS

97 _____ 2012 (12 games)
 106 _____ 2008 (13 games)
 118 _____ 1966 (10 games)
 123 _____ 2012 (13 games)
 125 _____ 1998 (11 games)
 133 _____ 1989 (11 games)
 138 _____ 1975 (11 games)
 172 _____ 1974 (11 games)
 174 _____ 1956 (10 games)
 177 _____ 2014 (13 games)

MOST YARDS

799 _____ 1941 (10 games)
 716 _____ 1947 (10 games)
 671 _____ 2005 (13 games)
 635 _____ 1977 (11 games)
 630 _____ 1949 (10 games)
 615 _____ 2001 (12 games)
 507 _____ 2002 (13 games)
 453 _____ 2000 (11 games)
 445 _____ 2003 (13 games)
 428 _____ 1962 (10 games)

HIGHEST AVG. YARDS PER RETURN

18.8 _____ 1973 _____ (17 for 319)
 17.0 _____ 1950 _____ (33 for 560)
 15.9 _____ 1947 _____ (45 for 716)
 15.6 _____ 2005 _____ (43 for 671)
 15.4 _____ 2001 _____ (40 for 615)
 14.2 _____ 2011 _____ (19 for 269)
 14.1 _____ 2002 _____ (36 for 507)
 13.7 _____ 1987 _____ (27 for 369)
 13.4 _____ 1962 _____ (32 for 428)
 13.2 _____ 2009 _____ (30 for 395)

LOWEST AVG. YARDS PER RETURN

5.7 _____ 1991 _____ (35 for 200)
 6.0 _____ 1999 _____ (49 for 294)
 6.0 _____ 1998 _____ (21 for 125)
 6.2 _____ 1981 _____ (37 for 228)
 6.3 _____ 1958 _____ (37 for 232)
 6.3 _____ 1978 _____ (41 for 258)
 6.5 _____ 1984 _____ (35 for 226)
 6.5 _____ 1990 _____ (33 for 215)
 6.5 _____ 2016 _____ (28 for 182)





TEAM RECORDS (SEASON) SPECIAL TEAMS

OPPONENTS' PUNTING

Most punts	96	1942
Lowest avg. yards per punt allowed	30.4	1943
Most punts blocks	6	2005, 1941

MOST PUNTS FORCED

96	2009 (14 games)
96	1942 (10 games)
95	1945 (10 games)
95	1940 (10 games)
94	1999 (13 games)
93	1938 (9 games)
89	2005 (13 games)
89	1977 (11 games)
86	2002 (13 games)
86	1984 (11 games)

LOWEST AVG. YARDS PER PUNT ALLOWED

30.4	1943 (8 games)
32.0	1959 (10 games)
33.3	1944 (10 games)
33.6	1957 (10 games)
33.9	1953 (10 games)
34.4	1962 (10 games)
34.9	1958 (10 games)
35.1	1967 (10 games)
35.3	1960 (10 games)
35.5	1961 (10 games)

FEWEST PUNTS FORCED

40	1956 (10 games)
44	2013 (13 games)
47	1954 (10 games)
49	1955 (10 games)
50	2012 (13 games)
54	1994 (11 games)
54	1966 (10 games)
55	1973 (10 games)
57	2008 (12 games)
57	1974 (11 games)

HIGHEST AVG. YARDS PER PUNT ALLOWED

43.9	2010 (12 games)
43.5	1985 (11 games)
43.3	2011 (13 games)
42.6	1977 (11 games)
42.1	2013 (13 games)
41.9	1980 (11 games)
41.5	1976 (11 games)
41.4	2007 (13 games)
41.0	1998 (11 games)
40.8	2004 (12 games)
40.7	2014 (13 games)

MOST PUNT BLOCKS

6	Twice (2005, 1941)
5	Four (2009, 2008, 2001, 1996)
4	Four (2006, 2003, 1999, 1979)
3	11 Times

OPPONENTS' KICKOFF RETURNS

Fewest returns allowed	19	1939
Fewest yards allowed	347	1978
Lowest avg. yards per return allowed	13.1 (31 for 407)	1980

FEWEST RETURNS ALLOWED

12	2015 (12 games)
15	2014 (13 games)
19	1939 (9 games)
20	1944 (10 games)
22	1983 (10 games)
22	1978 (11 games)
23	1976 (11 games)
23	1956 (10 games)
27	1966 (10 games)
30	1993 (11 games)

LOWEST AVG. YARDS PER RETURN ALLOWED

13.1	1980 (31 for 407)
13.7	1971 (44 for 603)
14.1	1991 (35 for 494)
14.5	1974 (31 for 450)
14.5	1968 (54 for 785)
15.1	1969 (57 for 859)
15.5	1961 (53 for 824)
15.8	1978 (22 for 347)
15.8	2000 (57 for 903)

MOST RETURNS ALLOWED

86	2009 (14 games)
80	2005 (13 games)
70	2007 (13 games)
68	2008 (13 games)
68	2001 (12 games)
65	1999 (13 games)
58	2011 (13 games)
57	2000 (11 games)
57	1969 (10 games)
55	2003 (13 games)

FEWEST YARDS ALLOWED

316	2015 (12 games)
347	1978 (11 games)
353	1983 (11 games)
355	1939 (9 games)
401	1976 (11 games)
407	1980 (11 games)
429	1944 (10 games)
450	1974 (11 games)
451	2014 (13 games)
494	1991 (11 games)

MOST YARDS ALLOWED

1,840	2009 (14 games)
1,575	2008 (13 games)
1,522	2005 (13 games)
1,441	2007 (13 games)
1,378	2011 (13 games)
1,264	1999 (13 games)
1,254	2001 (12 games)
1,137	2012 (13 games)
1,098	2013 (13 games)
1,082	1947 (10 games)

HIGHEST AVG. YARDS PER RETURN ALLOWED

30.1	2014 (15 for 451)
26.3	2015 (12 for 316)
25.1	1956 (23 for 577)
24.0	1940 (29 for 695)
23.8	2011 (58 for 1,378)
23.2	2008 (68 for 1,575)
23.2	2004 (46 for 1,065)
22.6	1986 (37 for 836)
22.3	2012 (51 for 1,137)
22.3	1966 (27 for 603)

OPPONENTS' PUNT RETURNS

Fewest returns allowed	6	1973
Fewest yards allowed	59	1963
Lowest avg. yards per return allowed	3.4 (21 for 71)	1981

FEWEST RETURNS ALLOWED

6	1973 (10 games)
10	2005 (13 games)
11	2008 (13 games)
12	1963 (10 games)
13	2015 (12 games)
13	1969 (10 games)
14	2013 (13 games)
14	1996 (12 games)
14	1961 (10 games)
15	2010 (12 games)
15	1995 (12 games)
15	1993 (11 games)
15	1975 (11 games)

MOST RETURNS ALLOWED

41	1999 (13 games)
34	1989 (11 games)
34	1953 (10 games)
33	2014 (13 games)
33	1988 (11 games)
33	1944 (10 games)
33	1939 (9 games)
30	1985 (11 games)
30	2002 (12 games)
30	1967 (10 games)
28	1991 (11 games)

FEWEST YARDS ALLOWED

50	2015 (12 games)
59	1963 (10 games)
70	2005 (13 games)
71	1971 (10 games)
74	2008 (13 games)
79	1979 (11 games)
80	1961 (10 games)
86	1974 (11 games)
92	1971 (10 games)
93	2016 (12 games)

MOST YARDS ALLOWED

614	1989 (11 games)
512	1999 (13 games)
422	1942 (10 games)
391	1953 (10 games)
389	1967 (10 games)
336	2014 (13 games)
328	2002 (13 games)
314	1998 (11 games)
312	1991 (11 games)
257	2009 (14 games)

LOWEST AVG. YARDS PER RETURN ALLOWED

3.4	1981 (21 for 71)
3.8	2015 (12 for 50)
4.4	1979 (18 for 79)
4.4	1965 (27 for 120)
4.8	2006 (21 for 100)
4.8	1957 (22 for 106)
4.9	2016 (19 for 93)
4.9	1963 (12 for 59)
5.1	1988 (33 for 169)
5.4	1974 (16 for 86)

HIGHEST AVG. YARDS PER RETURN ALLOWED

18.1	1989 (34 for 614)
14.3	2010 (15 for 215)
14.0	1995 (15 for 210)
13.7	1947 (23 for 316)
13.2	1941 (24 for 317)
13.1	1945 (26 for 341)
13.0	1967 (30 for 389)
12.6	1998 (25 for 314)
12.5	1999 (41 for 512)
12.1	1960 (21 for 255)





DEFENSIVE SEASON STATS SINCE 1950

Table with columns for Year, Plays-Yards, YPG, YPP, RUSHING (Rush Att., Yds., Yds/Game, Yds/Rush), PASSING (Comp./Att., Pass Yds., Comp. Pct., Int., Yds./Game), SPECIAL TEAMS (Punt Avg., Ret./Yds., Ret./Yds.), and DEFENSE (Int./Yds., Turn, First Downs, PPG). Rows list data from 1950 to 2016.



LONGHORNS ATTENDANCE FIGURES

UT HOME ATTENDANCE (SINCE 2000)

YEAR	GAMES	ATTENDANCE	AVERAGE	RECORD
2000	6	493,297	82,216	9-3
2001	5	415,310	83,062	11-2
2002	6	498,901	83,150	11-2
2003	6	500,034	83,339	10-3
2004	6	498,556	83,094	11-1
2005	5	416,663	83,333	13-0
2006	7	619,534	88,505	9-3
2007	6	510,865	85,144	9-3
2008	7	686,324	98,046	12-1
2009	6	607,049	101,175	13-1
2010	7	704,580	100,654	5-7
2011	6	603,142	100,524	8-5
2012	6	605,254	100,881	9-4
2013	6	593,857	98,976	8-5
2014	6	564,618	94,103	6-7
2015	6	540,210	90,035	5-7
2016	6	587,283	97,881	5-7

TOP 20 HOME CROWDS IN UT HISTORY

ATTENDANCE	OPPONENT	YEAR	WINNER	SCORE
1. 102,315	Notre Dame	2016	UT	50-47 (2OT)
2. 101,851	West Virginia	2012	WVU	45-48
3. 101,624	Rice	2011	UT	34-9
4. 101,474	Ole Miss	2013	Ole Miss	23-44
5. 101,437	UCLA	2010	UCLA	12-34
6. 101,357	Kansas	2009	UT	51-20
7. 101,353	Baylor	2012	UT	56-50
8. 101,339	Wyoming	2010	UT	34-7
9. 101,297	Texas Tech	2009	UT	34-24
10. 101,152	Colorado	2009	UT	38-14
11. 101,144	UTEP	2009	UT	64-7
12. 101,142	Wyoming	2012	UT	37-17
13. 101,096	ULM	2009	UT	59-20
14. 101,003	UCF	2009	UT	35-3
15. 100,995	BYU	2011	UT	17-16
16. 100,990	New Mexico	2012	UT	45-0
17. 100,752	Texas A&M	2010	TAMU	17-24
18. 100,705	Kansas State	2011	KSU	13-17
19. 100,668	Texas Tech	2013	UT	41-16
20. 100,659	Oklahoma State	2010	OSU	16-33

2016 COLLEGE FOOTBALL HOME ATTENDANCE

A total of 587,283 fans, an average of 97,881 per game, watched the Longhorns play at Darrell K Royal- Texas Memorial Stadium during the 2016 season. Texas was ranked eighth in the country.

TEAM	GAMES	ATTENDANCE	AVG.
1. Michigan	8	883,741	110,468
2. Ohio State	7	750,944	107,278
3. Texas A&M	7	713,418	101,917
4. Alabama	7	712,747	101,821
5. LSU	7	708,618	101,231
6. Tennessee	7	706,776	100,968
7. Penn St.	7	701,800	100,257
8. TEXAS	6	587,283	97,881
9. Georgia	6	556,476	92,746
10. Nebraska	7	631,402	90,200
11. Florida	5	439,229	87,846
12. Auburn	8	695,498	86,937
13. Oklahoma	6	521,142	86,857
14. Clemson	7	566,787	80,970
15. Notre Dame	6	484,770	80,795

UT'S TOP HOME ATTENDANCE SEASONS

BY AVERAGE ATTENDANCE

AVERAGE	YEAR	GAMES	ATTENDANCE
1. 101,175	2009	6	607,049
2. 100,884	2012	6	605,304
3. 100,654	2010	7	704,580
4. 100,524	2011	6	603,142
5. 98,976	2013	6	593,857
6. 98,046	2008	7	686,324
7. 97,881	2016	6	587,283
8. 94,103	2014	6	564,618
9. 90,035	2015	6	540,210
10. 88,505	2006	7	619,534

BY TOTAL ATTENDANCE

ATTENDANCE	GAMES	YEAR
1. 704,580	7	2010
2. 686,324	7	2008
3. 619,534	7	2006
4. 607,049	6	2009
5. 605,304	6	2012
6. 603,142	6	2011

UT'S TOP TOTAL ATTENDANCE SEASONS

AVERAGE ATTENDANCE

AVERAGE	YEAR	GAMES	ATTENDANCE
1. 88,656	2010	12	1,063,870
2. 83,886	2011	12	1,006,635
3. 83,312	2009	14	1,163,845
4. 82,012	2008	13	1,066,158
5. 79,498	2012	13	1,033,475
6. 76,880	2005	13	999,439
7. 76,640	2015	12	919,690
8. 76,273	2014	13	991,552
9. 76,232	2006	13	991,016
10. 74,431	2004	12	893,170

BY TOTAL ATTENDANCE

ATTENDANCE	GAMES	YEAR
1. 1,163,845	14	2009
2. 1,066,158	13	2008
3. 1,063,870	12	2010
4. 1,033,475	13	2012
5. 1,006,635	12	2011
6. 999,439	13	2005





INDIVIDUAL RECORDS RUSHING

MOST ATTEMPTS

Game	51	D'Onta Foreman at Kansas	11/19/2016
Season	361	Ricky Williams	1998
Career	1,112	Cedric Benson	2001-04

MOST YARDS

Game	350	Ricky Williams, vs. Iowa State	1998
Season	2,124	Ricky Williams	1998
Career	6,279	Ricky Williams	1995-98

HIGHEST AVG. YARDS PER RUSH

Game (min. 8)	16.0	Gib Dawson vs. UNC (9 for 144)	1951
Season (min. 75)	7.9	James Saxton (107 for 846)	1961
Career (min. 150)	6.8	Vince Young (457 for 3,127)	2003-05
	6.6	Graylon Wyatt (152 for 1,008)	1974-75
Career (min. 500)	6.2	Ricky Williams (1,011 for 6,279)	1995-98

1,000-YARD SEASONS - 23

1.	2,124	Ricky Williams (on 361 attempts)	1998
2.	2,028	D'Onta Foreman (on 323 attempts)	2016
3.	1,893	Ricky Williams (on 279 attempts)	1997
4.	1,834	Cedric Benson (on 326 attempts)	2004
5.	1,744	Earl Campbell (on 267 attempts)	1977
6.	1,619	Jamaal Charles (on 258 attempts)	2007
7.	1,415	Roosevelt Leaks (on 229 attempts)	1973
8.	1,360	Cedric Benson (on 258 attempts)	2003
9.	1,343	Hodges Mitchell (on 256 attempts)	1999
10.	1,293	Cedric Benson (on 305 attempts)	2002
11.	1,272	Ricky Williams (on 205 attempts)	1996
12.	1,161	Eric Metcalf (on 223 attempts)	1987
13.	1,132	Chris Gilbert (on 184 attempts)	1968
14.	1,118	Hodges Mitchell (on 224 attempts)	2000
	1,118	Earl Campbell (on 198 attempts)	1975
16.	1,099	Shon Mitchell (on 176 attempts)	1995
	1,099	Roosevelt Leaks (on 230 attempts)	1972
18.	1,080	Chris Gilbert (on 206 attempts)	1966
19.	1,079	Vince Young (on 167 attempts)	2004
20.	1,053	Cedric Benson (on 223 attempts)	2001
21.	1,050	Vince Young (on 155 attempts)	2005
22.	1,049	Darryl Clark (on 198 attempts)	1982
23.	1,019	Chris Gilbert (on 205 attempts)	1967

LONGHORNS RUSHING FIRSTS

1,000 Yards (Season)	Chris Gilbert (1,080 yards)	1966
2,000 Yards (Season)	Ricky Williams (2,124 yards)	1998
1,000 Yards (Career)	Pete Layden (1,032 yards)	1940-41
2,000 Yards (Career)	Chris Gilbert (2,099 yards)	1966-67
3,000 Yards (Career)	Chris Gilbert (3,231 yards)	1966-68
4,000 Yards (Career)	Earl Campbell (4,443 yards)	1974-77
5,000 Yards (Career)	Ricky Williams (6,279 yards)	1995-98
6,000 Yards (Career)	Ricky Williams (6,279 yards)	1995-98

LONGEST RUNS (80 OR MORE YARDS) - 20

1.	96t	Chris Gilbert, vs. TCU	1967
2.	94t	Bohn Hilliard, at Texas Tech	1934
3.	93t	D'Onta Foreman, Kansas	11/7/2015
4.	91t	Chris Warren, III, Texas Tech	11/26/2015
5.	88t	Adrian Walker, vs. Houston	1992
6.	87t	Ricky Williams, at Baylor	1997
7.	86t	Jamaal Charles, vs. Nebraska	2007
	86t	Jack Collins, vs. Maryland	1959
9.	85t	Raymond Clayborn, at Arkansas	1973
10.	84t	Daje Johnson, vs. Baylor	2012
11.	83	Earl Campbell, vs. North Texas	1976
12.	82t	Terry Orr, at TCU	1984
13.	81	D'Onta Foreman, vs. Oklahoma	10/10/2015
	81t	Cotton Speyrer, vs. SMU	1968
15.	80t	Vince Young, at Oklahoma State	2005
	80t	Jamaal Charles, vs. Oklahoma	2005
	80t	Hodges Mitchell, at Oklahoma State	1999
	80t	Ricky Williams, at Missouri	1997
	80t	Herkie Walls, vs. Missouri	1982
	80t	James Saxton, vs. SMU	1961

MOST TOUCHDOWNS

Game	6	Ricky Williams vs. New Mexico State/Rice	1998
Season	27	Ricky Williams	1998
Career	72	Ricky Williams	1995-98

TOP 10 TOUCHDOWNS (SINGLE GAME)

1.	Ricky Williams	6, vs. Rice (1998)
	Ricky Williams	6, vs. New Mexico State (1998)
3.	Joe Bergeron	5, Baylor (2012)
	Ricky Williams	5, vs. Iowa State (1998)
	Ricky Williams	5, at Rice (1997)
	Cedric Benson	5, vs. Oklahoma State (2004)
7.	Chris Warren, III	4, Texas Tech (11/26/2015)
	Tyrone Swoopes	4, Kansas (11/7/2015)
	Malcolm Brown	4, vs. Kansas (2013)
	Joe Bergeron	4, vs. West Virginia (2012)
	Vince Young	4, vs. Michigan (2004)
	Vince Young	4, at Texas Tech (2004)
	Cedric Benson	4, at Texas A&M (2003)
	Ricky Williams	4, vs. Colorado (1997)
	A.J. "Jam" Jones	4, vs. TCU (1979)
	Earl Campbell	4, vs. Rice (1977)
	Steve Worster	4, vs. SMU (1970)
	Jim Bertelsen	4, at SMU (1969)
	Bobby Layne	4, vs. Oklahoma (1946)

TOP 10 TOUCHDOWNS (SINGLE SEASON)

1.	Ricky Williams	27 (1998)
2.	Ricky Williams	25 (1997)
3.	Cedric Benson	21 (2003)
4.	Cedric Benson	19 (2004)
5.	Jamaal Charles	18 (2007)
	Earl Campbell	18 (1977)
7.	Joe Bergeron	16 (2012)
8.	D'Onta Foreman	15 (2016)
9.	Vince Young	14 (2004)
	Roosevelt Leaks	14 (1973)
	Donnie Wigginton	14 (1971)
	Steve Worster	14 (1970)
	Byron Townsend	14 (1950)

TOP 10 TOUCHDOWNS (CAREER)

1.	Ricky Williams	72 (1995-98)
2.	Cedric Benson	64 (2001-04)
3.	Earl Campbell	40 (1974-77)
4.	Vince Young	37 (2003-05)
5.	Cody Johnson	36 (2008-11)
	Jamaal Charles	36 (2005-07)
	Steve Worster	36 (1968-70)
8.	Jim Bertelsen	33 (1969-71)
9.	Chris Gilbert	28 (1966-68)
10.	A.J. "Jam" Jones	27 (1978-81)

TOP RUSHING SEASONS (BY CLASS)

<u>Senior</u>		<u>Sophomore</u>	
1.	2,124 ___ Ricky Williams _____ 1998	1.	1,293 ___ Cedric Benson _____ 2002
2.	1,834 ___ Cedric Benson _____ 2004	2.	1,272 ___ Ricky Williams _____ 1996
<u>Junior</u>		<u>Freshman</u>	
1.	2,028 ___ D'Onta Foreman _____ 2016	1.	1,053 ___ Cedric Benson _____ 2001
2.	1,893 ___ Ricky Williams _____ 1997	2.	998 ___ Vince Young (QB) _____ 2003

TEXAS' TOP RUNNING BACK DUOS

(each back must have rushed for at least 400 yards)

TOTAL	DUO (ATT-YDS-TD)	YEAR
1.	359-2,233-24 ___ Earl Campbell (267-1,744-18) _____	1977
	___ Ham Jones (92-489-6) _____	
2.	342-2,089-18 ___ Shon Mitchell (176-1,099-10) _____	1995
	___ Ricky Williams (166-990-8) _____	
3.	345-1,938-26 ___ Chris Gilbert (184-1,132-13) _____	1968
	___ Steve Worster (161-806-13) _____	
4.	322-1,896-24 ___ Ricky Williams (205-1,272-20) _____	1996
	___ Shon Mitchell (117-625-4) _____	
5.	344-1,796-13 ___ Eric Metcalf (223-1,161-10) _____	1987
	___ Darron Norris (121-635-3) _____	



ALL-TIME RUSHING LEADERS

1. RICKY WILLIAMS • 6,279

YEAR	G	ATT	YARDS	AVG.	YPG	TD
1998	11	361*	2,124*	5.9	193.1*	27*
1997	11	279	1,893	6.8	172.1	25
1996	12	205	1,272	6.2	106.0	12
1995	12	166	990	6.0	82.5	8
Career	46	1,011	6,279*	6.2	136.5*	72*

* UT record

2. CEDRIC BENSON • 5,540

YEAR	G	ATT	YARDS	AVG.	YPG	TD
2004	12	326	1,834	5.6	152.8	19
2003	12	258	1,360	5.1	108.8	21
2002	13	305	1,293	4.2	99.5	12
2001	12	223	1,053	4.7	87.8	12
Career	49	1,112*	5,540	5.0	113.1	64

3. EARL CAMPBELL • 4,443

YEAR	G	ATT	YARDS	AVG.	YPG	TD
1977	11	267	1,744	6.5	158.5	18
1976	7	138	653	4.7	93.3	3
1975	11	198	1,118	5.6	101.6	13
1974	11	162	928	5.7	84.4	6
Career	40	765	4,443	5.8	111.1	40

4. JAMAAL CHARLES • 3,328

YEAR	G	ATT	YARDS	AVG.	YPG	TD
2007	13	258	1,619	6.3	124.5	18
2006	12	156	831	5.3	69.3	7
2005	13	119	878	7.4	67.5	11
Career	38	533	3,328	6.2	87.6	36

5. CHRIS GILBERT • 3,231

YEAR	G	ATT	YARDS	AVG.	YPG	TD
1968	10	184	1,132	6.2	113.2	13
1967	10	205	1,019	5.0	101.9	9
1966	10	206	1,080	5.2	108.0	6
Career	30	595	3,231	5.4	107.7	28

6. VINCE YOUNG • 3,127

YEAR	G	ATT	YARDS	AVG.	YPG	TD
2005	13	155	1,050	6.8	80.8	12
2004	12	167	1,079	6.5	89.9	14
2003	10	135	998	7.4	83.2	11
Career	35	457	3,127	6.8	84.5	37

7. ROOSEVELT LEAKS • 2,923

YEAR	G	ATT	YARDS	AVG.	YPG	TD
1974	10	96	409	4.3	40.9	4
1973	10	229	1,415	6.2	141.5	14
1972	10	230	1,099	4.8	109.9	8
Career	30	555	2,923	5.3	97.4	26

8. A.J. 'JAM' JONES • 2,874

YEAR	G	ATT	YARDS	AVG.	YPG	TD
1981	9	190	834	4.4	92.7	6
1980	7	146	657	4.5	93.9	8
1979	9	188	918	4.9	102.0	10
1978	11	121	465	3.8	42.3	3
Career	36	645	2,874	4.5	79.8	27

9. D'ONTA FOREMAN • 2,782

YEAR	G	ATT	YARDS	AVG.	YPG	TD
2016	11	323	2,028	6.3	184.4	15
2015	10	95	681	7.2	68.1	5
2014	7	15	73	4.9	10.4	0
Career	28	433	2,782	6.4	99.4	20

TEXAS' ALL-TIME 1,000-YARD RUSHERS

PLAYER, POSITION	YEARS	ATTEMPTS	YARDS	AVG.	TDs
1. Ricky Williams, TB/FB	1995-98	1,011	6,279*	6.2	72*
2. Cedric Benson, TB	2001-04	1,112*	5,540	5.0	64
3. Earl Campbell, TB/FB	1974-77	765	4,443	5.8	40
4. Jamaal Charles, TB	2005-07	533	3,328	6.2	36
5. Chris Gilbert, TB	1966-68	595	3,231	5.4	28
6. Vince Young, QB	2003-05	457	3,127	6.8*	37
7. Roosevelt Leaks, FB	1972-74	555	2,923	5.3	26
8. A.J. "Jam" Jones, TB	1978-81	645	2,874	4.5	27
9. D'Onta Foreman, RB	2014-16	433	2,782	6.4	20
10. Malcolm Brown, TB	2011-14	623	2,678	4.3	24
11. Hodges Mitchell, TB	1997-2000	517	2,664	5.2	20
12. Eric Metcalf, TB	1985-88	586	2,661	4.5	23
13. Johnathan Gray, RB	2012-15	578	2,607	4.5	17
14. Jim Bertelsen, TB	1969-71	412	2,510	6.1	33
15. Adrian Walker, TB	1989-92	501	2,473	4.9	17
16. Steve Worster, FB	1968-70	457	2,353	5.1	36
17. Phil Brown, FB	1990-93	404	2,102	5.2	16
18. Darron Norris, TB	1985-88	457	2,079	4.5	12
19. Marty Akins, QB	1973-75	415	2,020	4.9	26
20. Byron Townsend, TB	1949-51	416	1,783	4.3	22
21. Shon Mitchell, TB	1995-96	293	1,724	5.9	14
Gib Dawson, TB	1950-52	326	1,724	5.3	14
23. Selvin Young, TB	2002-06	365	1,713	4.7	25
24. John Walker, TB	1980-83	388	1,641	4.2	15
25. Darryl Clark, TB	1980-82	310	1,604	5.2	3
26. Tommy Ford, TB	1961-63	355	1,577	4.4	14
27. Colt McCoy, QB	2006-09	447	1,571	3.5	20
28. James Saxton, TB	1959-61	238	1,524	6.4	12
29. Richard Ochoa, FB	1950-52	343	1,494	4.4	6
30. Cody Johnson, TB	2008-11	345	1,465	4.2	36
31. Jack Crain, TB	1939-41	283	1,436	5.1	23
32. Ted Koy, TB	1967-69	295	1,397	4.7	8
33. Joe Bergeron, TB	2011-13	272	1,392	5.1	25
34. Billy Quinn, TB	1952-54	277	1,366	4.9	15
35. Donnie Little, QB	1978-81	321	1,306	4.1	11
36. Terry Orr, FB	1981-84	268	1,279	4.8	11
37. Priest Holmes, TB	1992-96	252	1,276	5.1	20
38. Fozzy Whittaker, TB	2008-11	263	1,233	4.7	12
39. Walter Fondren, TB	1955-57	301	1,217	4.0	11
40. Rodrick Walker, TB	1991-94	272	1,211	4.5	9
Eddie Phillips, QB	1969-71	253	1,211	4.8	19
42. Chris Samuels, TB	1987-90	213	1,084	5.1	12
43. Ray Poage, FB	1960-62	285	1,082	3.8	11
44. Randall Clay, TB	1947-49	297	1,076	3.6	11
45. Delano Womack, TB	1953-55	238	1,064	4.5	13
46. Mike Dowdle, FB	1957-59	259	1,056	4.1	13
47. Ham Jones, TB	1976-78	246	1,053	4.3	10
Butch Hadnot, TB	1990-91	208	1,042	5.0	11
49. Graylon Wyatt, TB	1974-75,77	152	1,008	6.6	16
50. Ray Borneman, FB	1948-49	180	1,005	5.6	12
-- Chris Warren III, RB	2015-present	133	836	6.3	7

*School record



100 YARD RUSHING GAMES

MOST 100-YARD GAMES (SINGLE SEASON)

GAMES	PLAYER	CLASS	YEAR	
1.	11	D'Onta Foreman	Junior	2016
	11	Earl Campbell	Senior	1977
3.	10	Ricky Williams	Senior	1998
	10	Cedric Benson	Senior	2004
5.	8	Ricky Williams	Junior	1997
6.	7	Jamaal Charles	Junior	2007
	7	Hodges Mitchell	Junior	1999
	7	Ricky Williams	Sophomore	1996
	7	Roosevelt Leaks	Sophomore	1972
	7	Chris Gilbert	Sophomore	1966
11.	6	Cedric Benson	Junior	2003
12.	5	Malcolm Brown	Junior	2013
	5	Cedric Benson	Freshman	2001
	5	Shon Mitchell	Junior	1995
	5	Eric Metcalf	Senior	1988
	5	A.J. "Jam" Jones	Sophomore	1979
	5	Earl Campbell	Sophomore	1975
	5	Roosevelt Leaks	Junior	1973
	5	Chris Gilbert	Senior	1968
20.	4	D'Onta Foreman	Sophomore	2015
	4	Vince Young	Sophomore	2004
	4	Cedric Benson	Sophomore	2002
	4	Hodges Mitchell	Senior	2000
	4	Priest Holmes	Junior	1994
	4	Adrian Walker	Senior	1992
	4	Eric Metcalf	Junior	1987
	4	Darryl Clark	Senior	1982
	4	A.J. "Jam" Jones	Senior	1981
	4	A.J. "Jam" Jones	Junior	1980
	4	Earl Campbell	Freshman	1974
	4	Steve Worster	Senior	1970
	4	Steve Worster	Sophomore	1968
	4	Chris Gilbert	Junior	1967

MOST 100-YARD GAMES (CAREER)

GAMES	PLAYER	YEAR	
1.	28	Ricky Williams	1995-98
2.	25	Cedric Benson	2001-04
3.	22	Earl Campbell	1974-77
4.	16	Chris Gilbert	1967-69
5.	15	D'Onta Foreman	2014-present
6.	14	A.J. "Jam" Jones	1978-81
7.	12	Roosevelt Leaks	1972-74
8.	11	Malcolm Brown	2011-14
	11	Jamaal Charles	2005-07
	11	Hodges Mitchell	1997-2000
11.	10	Vince Young	2003-05
	10	Eric Metcalf	1985-88
	10	Steve Worster	1968-70

MOST CONSECUTIVE 100-YARD GAMES

GAMES	PLAYER	CLASS	YEAR	
1.	13	D'Onta Foreman	Junior	2015-16
2.	11	Earl Campbell	Senior	1977
3.	6	Cedric Benson	Senior	2004
	6	Chris Gilbert	Sophomore	1966
5.	5	Cedric Benson	Junior	2003
	5	Cedric Benson	Freshman	2001
	5	Ricky Williams	Senior	1998
	5	Roosevelt Leaks	Sophomore	1972
9.	4	Hodges Mitchell	Junior	1999
	4	Ricky Williams	Junior	1997
	4	Shon Mitchell	Junior	1995
	4	A.J. "Jam" Jones	Junior	1980
	4	A.J. "Jam" Jones	Sophomore	1979
	4	Chris Gilbert	Senior	1968

TOP RUSHING GAMES (BY CLASS)

Senior	350	by Ricky Williams	vs. Iowa State (10/3/1998)
Junior	342	by Roosevelt Leaks	at SMU (11/3/1973)
	341	by D'Onta Foreman	at Texas Tech (11/5/2016)
Sophomore	245	by Chris Gilbert	at Baylor (11/5/1966)
Freshman	276	by Chris Warren, III	Texas Tech (11/26/2015)

TOP RUSHING GAMES (BY LOCATION)

Home	350	by Ricky Williams	vs. Iowa State (10/3/1998)
Road	342	by Roosevelt Leaks	at SMU (11/3/1973)
Neutral	223	by Ricky Williams	vs. Oklahoma (10/11/1997)
Bowl game	203	by Ricky Williams	1999 Cotton Bowl vs. Mississippi State (1/1/2000)

FOUR 100-YARD RUSHERS IN A GAME (1 TIME)

11/1/1969 _____ at SMU _____ Jim Bertelsen (137), Steve Worster (137), Ted Koy (111), QB James Street (121)

THREE 100-YARD RUSHERS IN A GAME (2 TIMES)

11/9/1968 _____ at Baylor _____ Chris Gilbert (212), Steve Worster (137), QB James Street (108)
11/27/1952 _____ at Texas A&M _____ Gib Dawson (134), Billy Quinn (127), QB James "T" Jones (104)

TWO 100-YARD RUSHERS IN A GAME (35 TIMES)

10/1/2016 _____ at Oklahoma State _____ D'Onta Foreman (148), Chris Warren III (106)
 9/17/2016 _____ at California _____ D'Onta Foreman (157), Chris Warren III (119)
 10/10/2015 _____ vs. Oklahoma _____ D'Onta Foreman (117), QB Jerrod Heard (115)
 11/28/2013 _____ vs. Texas Tech _____ Malcolm Brown (128), Joe Bergeron (102)
 10/12/2013 _____ vs. Oklahoma _____ Johnathan Gray (123), Malcolm Brown (120)
 9/1/2012 _____ vs. Wyoming _____ Joe Bergeron (110), Malcolm Brown (105)
 10/29/2011 _____ vs. Kansas _____ Joe Bergeron (136), Malcolm Brown (119)
 11/26/2009 _____ at Texas A&M _____ QB Colt McCoy (175), Tre' Newton (107)
 11/3/2007 _____ at Oklahoma State _____ Jamaal Charles (180), QB Colt McCoy (106)
 9/16/2006 _____ at Rice _____ Jamaal Charles (109), Selvin Young (101)
 11/13/2004 _____ at Kansas _____ Cedric Benson (161), QB Vince Young (114)
 11/6/2004 _____ vs. Oklahoma State _____ Cedric Benson (141), QB Vince Young (123)
 10/23/2004 _____ at Texas Tech _____ Cedric Benson (168), QB Vince Young (158)
 11/1/2003 _____ vs. Nebraska _____ Cedric Benson (174), QB Vince Young (163)
 11/9/1996 _____ vs. Texas Tech _____ Ricky Williams (143), Shon Mitchell (150)
 10/5/1996 _____ vs. Oklahoma State _____ Ricky Williams (156), Shon Mitchell (117)
 11/4/1995 _____ vs. Texas Tech _____ Ricky Williams (113), Shon Mitchell (105)
 9/24/1994 _____ at TCU _____ Priest Holmes (107), Rodrick Walker (106)
 10/24/1992 _____ vs. Houston _____ Adrian Walker (126), Priest Holmes (114)
 10/3/1987 _____ vs. Rice _____ Eric Metcalf (157), Darron Norris (123)
 11/21/1981 _____ at Baylor _____ A.J. "Jam" Jones (146), Darryl Clark (131)
 11/15/1980 _____ at TCU _____ QB Donnie Little (119), Darryl Clark (115)
 11/12/1977 _____ vs. TCU _____ Earl Campbell (153), QB Johnny "Lam" Jones (108)
 12/4/1976 _____ vs. Arkansas _____ Earl Campbell (131), QB Mark McBath (118)
 9/20/1975 _____ at Washington _____ Earl Campbell (198), QB Marty Akins (140)
 10/2/1971 _____ vs. Oregon _____ QB Donnie Wigginton (116), Jim Bertelsen (114)
 9/26/1970 _____ at Texas Tech _____ QB Eddie Phillips (127), Billy Dale (114)
 10/24/1970 _____ at Rice _____ Steve Worster (170), Jim Bertelsen (108)
 10/31/1970 _____ vs. SMU _____ Steve Worster (144), Jim Bertelsen (139)
 12/5/1970 _____ vs. Arkansas _____ Jim Bertelsen (189), Steve Worster (126)
 10/25/1968 _____ at Rice _____ Chris Gilbert (213), Ted Koy (117)
 12/17/1966 _____ vs. Mississippi^ _____ Chris Gilbert (156), QB Bill Bradley (105)
 11/14/1964 _____ at TCU _____ Harold Phillip (106), QB Marvin Kristynik (100)
 11/13/1954 _____ at TCU _____ Billy Quinn (129), Chester Simcik (101)
 10/6/1951 _____ vs. North Carolina _____ Gib Dawson (144), Dick Ochoa (128)

^ Bluebonnet Bowl





100 YARD RUSHING GAMES

200 & 300 YARD RUSHING GAMES

300-yard rushing games (single season)

RK.	GAMES	PLAYER	CLASS	YEAR
1.	2	Ricky Williams	Senior	1998

200-yard rushing games (single season)

1.	6	Ricky Williams	Junior	1997
2.	5	Ricky Williams	Senior	1998
3.	2	Vince Young	Junior	2005
	2	Hodges Mitchell	Senior	2000
	2	Earl Campbell	Senior	1977
	2	Roosevelt Leaks	Junior	1973
	2	Chris Gilbert	Senior	1968

Consecutive 300-yard rushing games

1.	2	Ricky Williams	Senior	1998
----	---	----------------	--------	------

Consecutive 200-yard rushing games

RK.	GAMES	PLAYER	CLASS	YEAR
1.	4	Ricky Williams	Junior	1997
2.	2	D'Onta Foreman	Junior	2016
	2	Hodges Mitchell	Senior	2000
	2	Ricky Williams	Senior	1998

200-yard rushing games (career)

1.	12	Ricky Williams	1995-98
2.	4	Chris Gilbert	1966-68
3.	3	D'Onta Foreman	2014-
	3	Cedric Benson	2001-04
	3	Hodges Mitchell	1997-2000
	3	Earl Campbell	1974-77
7.	2	Vince Young	2003-05
	2	Roosevelt Leaks	1972-74

100-YARD RUSHING GAMES (BIG 12 OPPONENTS)

HIGH GAME

OPPONENT	ATT-YDS	NAME	DATE
Texas Tech (37)	33-341	by D'Onta Foreman	11/5/2016
Baylor (35)	39-259	by Ricky Williams	10/24/1998
TCU (30)	36-206	by Eric Metcalf	11/14/1987
Oklahoma (19)	40-223	by Ricky Williams	10/11/1997
Oklahoma State (16)	21-267	by Vince Young	10/29/2005
Kansas (11)	37-264	by Hodges Mitchell	11/11/2000
Iowa State (6)	37-350	by Ricky Williams	10/3/1998
Kansas State (4)	19-161	by Jackie Field	9/26/1942
West Virginia (3)	35-167	by D'Onta Foreman	11/12/2016

LAST 100-YARD RUSHER

ATT-YDS	NAME	DATE
33-341	by D'Onta Foreman	11/5/2016
32-250	by D'Onta Foreman	10/29/2016
31-165	by D'Onta Foreman	11/25/2016
25-159	by D'Onta Foreman	10/8/2016
18-148	by D'Onta Foreman	10/1/2016
10-106	by Chris Warren III	10/1/2016
51-250	by D'Onta Foreman	11/19/2016
30-136	by D'Onta Foreman	10/15/2016
24-124	by D'Onta Foreman	10/22/2016
35-167	by D'Onta Foreman	11/12/2016

100-YARD RUSHING GAMES (2017 NON-CONFERENCE OPPONENTS)

HIGH GAME

OPPONENT	ATT-YDS	NAME	DATE
Maryland (3)	14-104	Johnny "Ham" Jones	12/23/1978
Southern California (1)	19-200	Vince Young	1/4/2006
San Jose State (0)			

LAST 100-YARD RUSHER

ATT-YDS	NAME	DATE
14-104	Johnny "Ham" Jones	12/23/1978
19-200	Vince Young	1/4/2006

100 YARD RUSHING GAMES

Rk	YDS	ATT	NAME, CLASS	OPPONENT	DATE	Rk	YDS	ATT	NAME, CLASS	OPPONENT	DATE
	115	25	Darron Norris, So.	at Missouri	9/20/1986	352.	104	8	Vondrell McGee, Jr.	vs. UTEP	9/26/2009
	115	16	Darryl Clark, So.	at TCU	11/15/1980		104	24	Rodrick Walker, Fr.	vs. TCU	11/16/1991
	115	23	Marty Akins, Jr. (QB)	vs. SMU	11/2/1974		104	27	Eric Metcalf, Sr.	vs. Houston	11/5/1988
284.	114	19	Vince Young, So. (QB)	at Kansas	11/13/2004		104	14	Johnny "Ham" Jones, Sr.	vs. Maryland*	12/23/1978
	114	18	Shon Mitchell, Sr.	vs. Baylor	11/2/1996		104	16	Jim Bertelsen, So.	vs. TCU	11/15/1969
	114	16	Priest Holmes, Fr.	vs. Houston	10/24/1992		104	5	Ray Poague, Jr.	vs. Texas Tech	9/30/1961
	114	13	Phil Brown, So.	at Arkansas	10/19/1991		104	12	James "T" Jones, Sr. (QB)	vs. Texas A&M	11/27/1952
	114	25	Carl Robinson, So.	vs. Houston	11/8/1980		104	24	Dickie Ochoa, Sr.	at TCU	11/15/1952
	114	19	Marty Akins, Sr. (QB)	vs. Texas Tech	9/27/1975	360.	103	18	Johnathan Gray, Sr.	Kansas State	10/24/2015
	114	13	Jim Bertelsen, Sr.	vs. Oregon	10/2/1971		103	12	Colt McCoy, Jr.	vs. Florida Atlantic	8/30/2008
	114	22	Billy Dale, Sr.	vs. Texas Tech	9/26/1970		103	19	Ivan Williams, So.	at Houston	9/22/2001
291.	113	15	Ricky Williams, Fr.	vs. Texas Tech	11/4/1995		103	13	Earl Campbell, So.	vs. Colorado State	9/13/1975
	113	18	Chris Samuels, Jr.	at SMU	9/23/1989		103	22	Alan Lowry, Sr. (QB)	at Texas Tech	9/30/1972
	113	21	Tommy Ford, Sr.	at Texas A&M	11/28/1963		103	14	Chris Gilbert, So.	vs. USC	9/17/1966
	113	13	Tommy Ford, Sr.	at SMU	11/2/1963		103	6	Jack Collins, So.	vs. Maryland	9/27/1959
296.	112	18	D'Onta Foreman, So.	at TCU	10/3/2015		103	10	Delano Womack, So.	at Texas A&M	11/26/1953
	112	27	Jamaal Charles, Jr.	vs. Arkansas State	9/1/2007		103	14	Jack Crain, So.	vs. Florida	9/30/1939
	112	14	Ricky Williams, So.	vs. Missouri	8/31/1996	369.	102	17	Joe Bergeron, Jr.	vs. Texas Tech	11/28/2013
	112	16	Charles Hunter, Fr.	vs. Missouri	9/21/1985		102	8	Cody Johnson, Fr.	vs. Texas A&M	11/27/2008
300.	111	18	Johnathan Gray, Fr.	at Kansas	10/27/2012		102	15	Ramonce Taylor, So.	at Texas A&M	11/25/2005
	111	17	Adrian Walker, Sr.	vs. SMU	11/14/1992		102	15	Ramonce Taylor, So.	at Baylor	11/5/2005
	111	16	Raymond Clayborn, Fr.	vs. Baylor	11/10/1973		102	12	Selvin Young, Jr.	vs. North Texas	9/4/2004
	111	13	Ted Koy, Sr.	at SMU	11/1/1969		102	24	Hodges Mitchell, Jr.	at Texas A&M	11/26/1999
304.	110	15	Joe Bergeron, So.	vs. Wyoming	9/1/2012		102	15	Carl Mayes, Sr.	vs. Oklahoma	10/13/1951
	110	22	Malcolm Brown, Fr.	at UCLA	9/17/2011	376.	101	10	Johnathan Gray, Jr.	vs. West Virginia	11/8/2014
	110	14	Darron Norris, Jr.	vs. Texas Tech	10/31/1987		101	15	Selvin Young	at Rice	9/16/2006
	110	21	Donnie Little, Jr. (QB)	vs. Oklahoma	10/11/1980		101	9	Vince Young, Fr. (QB)	at Baylor	10/25/2003
	110	19	Steve Fleming, Sr.	at Rice	10/28/1972		101	17	Butch Hadnot, Fr.	vs. Miami (Fla.)+	1/1/1991
	110	27	Ernie Koy, Sr.	vs. Arkansas	10/17/1964		101	25	Eric Metcalf, Sr.	vs. North Texas	9/24/1988
	110	13	Jerry Cook, Jr.	at California	9/23/1961		101	11	Jimmy Johnson, Jr.	at Texas Tech	10/30/1976
311.	109	19	Cody Johnson, So.	at Baylor	11/14/2009		101	27	Tommy Ford, Sr.	vs. Baylor	11/9/1963
	109	8	Jamaal Charles	at Rice	9/16/2006		101	9	Rene Ramirez, Jr.	vs. Arkansas	10/18/1958
	109	20	Shon Mitchell, Jr.	vs. TCU	11/18/1995		101	4	Chester Simcik, Jr.	at TCU	11/13/1954
	109	5	Edwin Simmons, Fr.	vs. Rice	10/1/1983		101	21	Dickie Ochoa, Jr.	vs. TCU	11/17/1951
	109	8	Earl Campbell, Fr.	vs. Arkansas	10/19/1974	386.	100	23	Cedric Benson, Fr.	vs. Colorado	10/20/2001
	109	17	Dickie Ochoa, Sr.	at Baylor	11/8/1952		100	19	Priest Holmes, Jr.	vs. Pittsburgh	9/3/1994
317.	108	13	Vince Young, Jr. (QB)	at Missouri	10/1/2005		100	14	Edwin Simmons, Fr.	vs. Oklahoma	10/8/1983
	108	26	Cedric Benson, Fr.	at Baylor	11/3/2001		100	19	A.J. "Jam" Jones, Fr.	vs. Maryland*	12/23/1978
	108	15	Terry Orr, Sr.	at Penn State	9/29/1984		100	9	Marvin Kristynik, Jr. (QB)	at TCU	11/14/1964
	108	12	Johnny "Ham" Jones, Jr.	vs. TCU	11/12/1977		100	11	Walt Fondren, Jr.	at Tulane	9/29/1956
	108	17	Jim Bertelsen, Jr.	at Rice	10/24/1970						
	108	12	Chris Gilbert, Sr.	vs. Arkansas	10/19/1968						
	108	14	James Street, Jr. (QB)	at Baylor	11/9/1968						
	108	26	Dickie Ochoa, Sr.	vs. Tennessee+	1/1/1953						
325.	107	14	Cody Johnson, Jr.	vs. Texas A&M	11/25/2010						
	107	16	Tre' Newton, Fr.	at Texas A&M	11/26/2009						
	107	17	Ricky Williams, So.	vs. Notre Dame	9/21/1996						
	107	22	Priest Holmes, Jr.	at TCU	9/24/1994						
	107	15	Rodrick Walker, Sr.	vs. SMU	10/22/1994						
	107	23	Roosevelt Leaks, So.	at Texas Tech	9/30/1972						
	107	22	Bobby Callison, Sr.	vs. Texas Tech	9/25/1971						
331.	106	10	Chris Warren III, So.	at Oklahoma State	10/1/2016						
	106	28	Chris Warren, III, Fr.	at Baylor	12/5/2015						
	106	20	Johnathan Gray, Fr.	at Texas Tech	11/3/2012						
	106	16	Colt McCoy, So. (QB)	vs. Oklahoma State	11/3/2007						
	106	14	Shon Mitchell, Jr.	at Houston	11/11/1995						
	106	20	Shon Mitchell, Jr.	vs. Baylor	11/23/1995						
	106	17	Rodrick Walker, Sr.	at TCU	9/24/1994						
	106	20	Eric Metcalf, Sr.	at Baylor	11/19/1988						
	106	10	Leroy King, Jr.	at Rice	9/16/1978						
	106	19	Steve Worster, Sr.	vs. UCLA	10/3/1970						
	106	16	Harold Philipp, Sr.	at TCU	11/14/1964						
	106	16	Billy Quinn, Sr.	vs. Texas A&M	11/25/1954						
	106	16	Billy Quinn, So.	at Baylor	11/8/1952						
343.	105	14	Malcolm Brown, Fr.	vs. Wyoming	9/1/2012						
	105	11	Shon Mitchell, Jr.	vs. Texas Tech	11/4/1995						
	105	22	A.J. "Jam" Jones, Sr.	vs. North Texas	9/19/1981						
	105	18	Earl Campbell, Fr.	at Rice	10/26/1974						
	105	21	Roosevelt Leaks, Jr.	vs. TCU	11/17/1973						
	105	23	Roosevelt Leaks, So.	vs. Oklahoma	10/14/1972						
	105	20	Bill Bradley, So. (QB)	vs. Mississippi^	12/17/1966						
	105	23	Byron Townsend, Jr.	vs. Tennessee+	1/1/1951						

KEY: = Alamo Bowl (San Antonio) | ^ Bluebonnet Bowl (Houston) | + Cotton Bowl (Dallas) | % Orange Bowl (Miami)
 Rose Bowl (Pasadena) | * Sun Bowl (El Paso, Texas) | # Big 12 Championship game (St. Louis)

INDIVIDUAL RECORDS *PASSING*

MOST YARDS

Game	470	Colt McCoy, vs. UCF	11/7/2009
Season	3,859	Colt McCoy	2008
Career	13,253	Colt McCoy	2006-2009

MOST PASSING YARDS (SINGLE SEASON) - 2,000 OR MORE

1.	Colt McCoy	3,859 (2008)
2.	Colt McCoy	3,521 (2009)
3.	Major Applewhite	3,357 (1999)
4.	Colt McCoy	3,303 (2007)
5.	Chris Simms	3,207 (2002)
6.	Vince Young	3,036 (2005)
7.	Shane Buechele	2,958 (2016)
8.	Garrett Gilbert	2,744 (2010)
9.	David Ash	2,699 (2012)
10.	Chris Simms	2,603 (2001)
11.	Colt McCoy	2,570 (2006)
12.	James Brown	2,468 (1996)
13.	Major Applewhite	2,453 (1998)
14.	James Brown	2,447 (1995)
15.	Tyrone Swoopes	2,409 (2014)
16.	Peter Gardere	2,364 (1992)
17.	Shea Morenz	2,341 (1993)
18.	Bret Stafford	2,233 (1986)
19.	Major Applewhite	2,164 (2000)
20.	Peter Gardere	2,131 (1990)

TOP FIVE FASTEST TO 2,000 YARDS (SINGLE SEASON)

1.	Major Applewhite	7 games (1999)
2.	Shane Buechele	8 games (2016)
	Colt McCoy	8 games (2008)
	Colt McCoy	8 games (2007)
	Major Applewhite	8 games (2000)
5.	Garrett Gilbert	9 games (2010)
	Colt McCoy	9 games (2009)
	Vince Young	9 games (2005)
	Chris Simms	9 games (2002)
	Chris Simms	9 games (2001)
	James Brown	9 games (1995)
	Peter Gardere	9 games (1992)

FASTEST TO 1,000 YARDS (SINGLE SEASON)

1.	David Ash	4 games (2012)
	Colt McCoy	4 games (2009)
	Colt McCoy	4 games (2008)
	Colt McCoy	4 games (2007)
	Major Applewhite	4 games (2000)
	Major Applewhite	4 games (1999)
	James Brown	4 games (1995)
8.	Shane Buechele	5 games (2016)
	Garrett Gilbert	5 games (2010)
	Vince Young	5 games (2005)
	Chris Simms	5 games (2002)
	Chris Simms	5 games (2001)
	Shea Morenz	5 games (1994)
	Peter Gardere	5 games (1992)
	Bret Stafford	5 games (1986)

MOST PASSING YARDS (CAREER)

1.	Colt McCoy	13,253 (2006-09)
2.	Major Applewhite	8,353 (1998-2001)
3.	James Brown	7,638 (1994-97)
4.	Peter Gardere	7,396 (1989-92)
5.	Chris Simms	7,097 (1999-2002)
6.	Vince Young	6,040 (2003-05)
7.	Bret Stafford	4,735 (1984-87)
8.	David Ash	4,728 (2011-14)
9.	Shea Morenz	3,774 (1993-94)
10.	Case McCoy	3,689 (2010-13)
11.	Garrett Gilbert	3,301 (2009-11)
12.	Bobby Layne	3,145 (1944-47)
13.	Tyrone Swoopes	3,038 (2012-PR)
14.	Shane Buechele	2,958 (2016-)
15.	Todd Dodge	2,791 (1982-85)

HIGHEST PASS EFFICIENCY RATING

Season (min. 100 att)	173.8	Colt McCoy	2008
Career (min. 700 att)	155.0	Colt McCoy	2006-09

TOP 10 QUARTERBACK VICTORIES (CAREER)

1.	Colt McCoy	45-8 (2006-09)
2.	Vince Young	30-2 (2003-05)
3.	Bobby Layne	28-6 (1944-47)
4.	Chris Simms	26-6 (1999-2002)
	Marty Akins	26-9 (1973-75)
6.	James Brown	25-13-1 (1994-97)
	Peter Gardere	25-16 (1989-92)
8.	Major Applewhite	22-8 (1998-2001)
9.	James Street	20-0 (1967-69)
10.	Bret Stafford	19-15 (1985-87)

TOP FIVE QUARTERBACK STARTS (CAREER)

1.	Colt McCoy	53 (2006-09)
2.	Peter Gardere	41 (1988-92)
3.	James Brown	39 (1994-97)
4.	Marty Akins	36 (1973-75)
5.	Bobby Layne	34 (1944-47)
	Bret Stafford	34 (1985-87)

MOST ATTEMPTS

Game	59	Garrett Gilbert, at Kansas State	11/6/2010
Season	470	Colt McCoy	2009
Career	1,645	Colt McCoy	2006-09

+ Fiesta Bowl

HIGHEST AVG. GAIN PER ATTEMPT

Game (min. 7 att)	25.0	Dan Page vs. TCU (7 for 175)	11/17/1951
Season (min. 50 att)	10.2	Randy McEachern (89 for 906)	1977
Career (min. 100 att)	8.5	Randy McEachern (185 for 1,564)	1976-78

TOP FIVE ATTEMPTS (SINGLE SEASON)

1.	Colt McCoy	470 (2009)
2.	Major Applewhite	467 (1999)
3.	Garrett Gilbert	441 (2010)
4.	Colt McCoy	433 (2008)
5.	Colt McCoy	424 (2007)

TOP FIVE ATTEMPTS (CAREER)

1.	Colt McCoy	1,645 (2006-09)
2.	Major Applewhite	1,065 (1998-2001)
3.	Peter Gardere	1,025 (1989-92)
4.	James Brown	1,003 (1994-97)
5.	Chris Simms	911 (1999-2002)

MOST ATTEMPTS (SINGLE GAME)

1.	Garrett Gilbert	59, vs. Kansas State (11/13/2010)
2.	Colt McCoy	58, vs. Ohio State* (1/5/2009)
3.	Garrett Gilbert	57, vs. Iowa State (10/23/2010)
4.	Shane Buechele	48, vs. West Virginia (11/12/2016)
5.	Colt McCoy	47, at UCF (9/15/2007)
	Chris Simms	47, vs. Nebraska (11/2/2002)
	Major Applewhite	47, vs. Oklahoma (10/9/1999)
	Shea Morenz	47, vs. Texas Tech (10/30/1993)
9.	Chris Simms	46, vs. Okla. St. (10/5/2002)
	Major Applewhite	46, vs. NC State (8/28/1999)
11.	Case McCoy	45, at Iowa State (10/3/2013)
	Colt McCoy	45, vs. Okla. State (10/25/2008)
	James Brown	45, vs. Texas Tech (11/8/1997)
--	Major Applewhite	55, vs. Wash.* (2012/28/01) ^

^ prior to bowl games counting in records

MOST COMPLETIONS

Game	41	Colt McCoy, vs. Ohio State+	1/5/2009
Season	332	Colt McCoy	2008, '09
Career	1,157	Colt McCoy	2006-09

+ Fiesta Bowl

HIGHEST AVG. GAIN PER COMPLETION

Game (min. 5)	32.6	Todd Dodge vs. Rice (11 for 359)	10/5/1985
Season (min. 30)	20.1	Randy McEachern (45 for 906)	1977
Career (min. 50)	18.4	Randy McEachern (85 for 1,564)	1976-78

INDIVIDUAL RECORDS *PASSING*

TOP FIVE COMPLETIONS (SINGLE SEASON)

1.	Colt McCoy	332 (2009)
	Colt McCoy	332 (2008)
3.	Colt McCoy	276 (2007)
4.	Major Applewhite	271 (1999)
5.	Garrett Gilbert	260 (2010)
6.	Shane Buechele	236 (2016)
7.	Chris Simms	235 (2002)
8.	Tyrone Swoopes	224 (2014)
9.	Colt McCoy	217 (2006)
10.	David Ash	214 (2012)
	Chris Simms	214 (2001)

TOP FIVE COMPLETIONS (CAREER)

1.	Colt McCoy	1,157 (2006-09)
2.	Major Applewhite	611 (1998-2001)
3.	Peter Gardere	561 (1989-92)
4.	James Brown	546 (1994-97)
5.	Chris Simms	535 (1999-2002)

MOST COMPLETIONS (SINGLE GAME)

1.	Colt McCoy	41, vs. Ohio State* (1/5/2009)
2.	Colt McCoy	38, vs. Okla. State (10/25/2008)
3.	Garrett Gilbert	34, vs. Iowa State (10/23/2010)
4.	Colt McCoy	33, vs. UCF (11/7/2009)
5.	Garrett Gilbert	32, vs. Kansas State (11/6/2010)
	Colt McCoy	32, at UCF (9/15/2007)
	Colt McCoy	32, vs. Colorado (10/10/2009)
	Colt McCoy	32, vs. Kansas (11/21/2009)
9.	Shane Buechele	31, vs. West Virginia (11/12/2016)
10.	David Ash	30, vs. Okla. St. (9/29/2012)
	Garrett Gilbert	30, vs. UCLA (9/25/2010)
	Colt McCoy	30, at Wyoming (9/12/2009)
	Vince Young	30, vs. USC* (1/4/2006)
	Major Applewhite	30, vs. NC State (8/28/1999)
	Major Applewhite	30, at Iowa St. (10/30/1999)
16.	Colt McCoy	29, vs. Missouri (10/18/2008)
	Chris Simms	29, vs. Nebraska (11/2/2002)
	Major Applewhite	29, vs. Okla. St. (11/7/1998)
19.	Colt McCoy	28, vs. Oklahoma (10/11/2008)
	Colt McCoy	28, vs. UTEP (9/26/2009)
21.	Tyrone Swoopes	27, vs. Oklahoma (10/11/2014)
	Garrett Gilbert	27, vs. Oklahoma (10/9/2010)
	James Brown	27, vs. Kansas (11/15/1997)
24.	Shane Buechele	26, vs. Iowa State (10/15/2016)
	Case McCoy	26, vs. Oklahoma State (11/16/2013)
	Case McCoy	26, at Iowa State (10/3/2013)
	Case McCoy	26, vs. Kansas State (12/1/2012)
	Colt McCoy	26, vs. Iowa* (12/30/2006)
	Colt McCoy	26, vs. Baylor (11/8/2008)
	Colt McCoy	26, at Missouri (10/24/2009)
	Major Applewhite	26, vs. Rice (9/18/1999)
	Major Applewhite	26, at Baylor (9/25/1999)
--	Major Applewhite	37, vs. Wash.* (12/28/2001)^

* bowl game; ^ prior to bowl games counting in records

CONSECUTIVE COMPLETIONS

1.	Colt McCoy vs. OSU (10/25/2008)	18
2.	Case McCoy at Kansas St. (12/1/2012)	17
	Colt McCoy vs. Missouri (10/18/2008)	17
4.	David Ash at Ole Miss (9/15/2012)	15
	Colt McCoy vs. OSU [4], at KSU [4], vs. Texas A&M [7] (2006)	15
	Vince Young vs. Colorado [6], vs. USC [9] (2005)	15
7.	Vince Young vs. Okla. St. [12], at Kansas [2] (2004)	14
8.	Colt McCoy vs. Rice (9/20/2008)	13
	Colt McCoy vs. Fla. Atlantic (8/30/2008)	13

FEWEST PASSES HAD INTERCEPTED

Season (min. 75 att)	2	Chance Mock	2003
	2	James Brown	1994
	2	Tommy Wade	1962
	2	Mike Cotten	1961
Career (min. 150 att)	8	Eddie Phillips	1969-71

MOST PASSES HAD INTERCEPTED

Game	5	Garrett Gilbert, at Kansas State	11/6/2010
	5	Bret Stafford, vs. Oklahoma	10/10/1987
	5	Todd Dodge, vs. Houston	11/10/1984
	5	Zeke Martin, vs. Randolph Field	10/7/1944
Season	19	Todd Dodge	1984
Career	45	Colt McCoy	2006-09
	45	Peter Gardere	1989-92

LOWEST PCT. OF PASSES HAD INTERCEPTED

Season (min. 50 att)	1.1	Chance Mock (2 of 183)	2003
Career (min. 300 att)	2.6	Major Applewhite (28 of 1,065)	1998-2001

HIGHEST COMPLETION PCT.

Game (min. 20 att)	90.6	Colt McCoy (29-of-32), vs. Missouri	10/18/2008
Season (min. 200 att)	76.7	Colt McCoy (332-of-433)	2008
Career (min. 700 att)	70.3	Colt McCoy (1,157-of-1,645)	2006-09

MOST CONSECUTIVE PASSES WITHOUT AN INTERCEPTION

1.	Major Applewhite	156 (1999)
2.	Major Applewhite	138 (1999)
3.	Case McCoy	126 (2012-13)
4.	Case McCoy	124 (2010-11)*
5.	David Ash	116 (2011-12)
6.	Chance Mock	106 (2001-03)*
7.	Tyrone Swoopes	104 (2014)
8.	Colt McCoy	101 (2008)
9.	Chris Simms	88 (2000-01)
10.	Chris Simms	87 (2001)
11.	Tyrone Swoopes	77 (2014)
12.	James Brown	74 (1995)
13.	Colt McCoy	72 (2008)
	Shea Morenz	72 (1994)

*Opened career

ALL-TIME 100-YARD RUSHING AND 300-YARD PASSING IN THE SAME GAME

RK	RU	PA	TOT	NAME, CLASS	OPPONENT	DATE
1.	163	364	527	Jerrold Heard, Fr.	California	9/19/2015
2.	175	304	479	Colt McCoy, Sr.	at Texas A&M	11/26/2009

ALL-TIME 200-YARD RUSHING AND 200-YARD PASSING IN THE SAME GAME

RK	RU	PA	TOT	NAME, CLASS	OPPONENT	DATE
1.	267	239	506	Vince Young, Jr.	at Oklahoma State	10/29/2005
2.	200	267	467	Vince Young, Jr.	vs. USC	1/4/2006

ALL-TIME 100-YARD RUSHING AND 100-YARD PASSING IN THE SAME GAME

RK	RU	PA	TOT	NAME, CLASS	OPPONENT	DATE
1.	114	289	403	Vince Young, So.	at Kansas	11/13/2004
2.	123	278	401	Vince Young, So.	vs. Oklahoma St.	11/6/2004
3.	106	282	388	Colt McCoy, So.	at Oklahoma St.	11/3/2007
4.	192	180	372	Vince Young, Jr.	vs. Michigan	1/1/2005
5.	164	199	363	Eddie Phillips, Sr.	vs. Notre Dame	1/1/1971#
6.	108	236	344	Vince Young, Jr.	at Missouri	10/1/2005
7.	119	215	334	Donnie Little, Jr.	at TCU	11/15/1980
8.	103	222	325	Colt McCoy, Jr.	vs. Florida Atlantic	8/30/2008
9.	158	142	300	Vince Young, So.	at Texas Tech	10/23/2004
10.	127	135	262	Vince Young, Fr.	vs. Oklahoma	10/11/2003
11.	108	100	208	James Street, Jr.	at Baylor	11/9/1968

+Cotton Bowl



200 YARD PASSING GAMES

MOST 200-YARD GAMES (SINGLE SEASON)

GAMES	PLAYER	CLASS	YEAR
1. 12	Colt McCoy	Junior	2008
2. 11	Colt McCoy	Sophomore	2007
11	Major Applewhite	Sophomore	1999
4. 10	Shane Buechele	Freshman	2016
10	Major Applewhite	Freshman	1998
6. 9	Garrett Gilbert	Sophomore	2010
9	Colt McCoy	Senior	2009
9	Vince Young	Junior	2005
9. 8	David Ash	Sophomore	2012
8	Chris Simms	Senior	2002
8	Peter Gardere	Senior	1992

MOST 200-YARD GAMES (CAREER)

GAMES	PLAYER	YEAR
1. 38	Colt McCoy	2006-09
2. 29	Major Applewhite	1998-2001
3. 19	James Brown	1994-97
4. 18	Chris Simms	1999-2002
18	Peter Gardere	1989-92
6. 12	Vince Young	2003-05
7. 11	Garrett Gilbert	2009-11
8. 10	Shane Buechele	2016-PR
10	David Ash	2011-14
10. 9	Shea Morenz	1993-94

TOP PASSING GAMES (BY CLASS)

Senior	473	by Major Applewhite	vs. Washington@ (12/28/2001)
Junior	414	by Colt McCoy	vs. Ohio State& (1/5/2009)
Sophomore	383	by Chris Simms	vs. Texas A&M (11/24/2000)
Freshman	408	by Major Applewhite	vs. Oklahoma State (11/7/1998)

@ Holiday Bowl | & Fiesta Bowl

TOP PASSING GAMES (BY LOCATION)

Home	470	by Colt McCoy	vs. UCF (11/7/2009)
Road	419	by Chris Simms	at Nebraska (11/2/2002)
Neutral	473	by Major Applewhite	vs. Washington@ (12/28/2001)
Bowl game	473	by Major Applewhite	Holiday Bowl vs. Washington

@ Holiday Bowl

200-YARD PASSING GAMES (BIG 12 OPPONENTS)

HIGH GAME

OPPONENT	A-C-YDS	NAME	DATE
Texas Tech (20)	25-45-397	by James Brown	11/8/1997
Baylor (18)	24-39-356	by Case McCoy	12/3/2011
Oklahoma State (16)	29-40-408	by Major Applewhite	11/7/1998
Oklahoma (15)	26-31-334	by Tyrone Swoopes	10/11/2014
Kansas (10)	32-41-396	by Colt McCoy	11/21/2009
Iowa State (9)	25-31-364	by David Ash	11/10/2012
TCU (7)	20-32-269	by Shea Morenz	11/13/1993
Kansas State (6)	26-34-314	by Case McCoy	12/1/2012
West Virginia (3)	31-48-318	by Shane Buechele	11/12/2016

LAST 200-YARD PASSER

ATT.-YARDS	NAME	DATE
20-40-244	by Shane Buechele	11/5/2016
12-21-291	by Shane Buechele	10/29/2016
21-33-239	by Shane Buechele	10/1/2016
19-36-245	by Shane Buechele	10/8/2016
13-23-201	by Jerrod Heard	11/7/2015
26-38-296	by Shane Buechele	10/15/2016
16-39-218	by Shane Buechele	11/25/2016
17-24-222	by Shane Buechele	10/22/2016
31-48-318	by Shane Buechele	11/12/2016

200-YARD PASSING GAMES (2017 NON-CONFERENCE OPPONENTS)

HIGH GAME

OPPONENT	ATT.-YARDS	NAME	DATE
Southern California (1)	30-40-267	by Vince Young	1/4/2006
Maryland (0)			
San Jose State (0)			

LAST 200-YARD PASSER

ATT.-YARDS	NAME	DATE
30-40-267	by Vince Young	1/4/2006



200 YARD PASSING GAMES

RK	YDS	ATT	NAME, CLASS	OPPONENT	DATE
	244	22-27	Shane Buechele, Fr.	vs. UTEP	9/10/2016
	244	26-45	Case McCoy, Sr.	at Iowa State	10/3/2013
	244	19-32	Major Applewhite, So.	at Rutgers	9/11/1999
136.	242	23-44	Major Applewhite, So.	at Oklahoma St.	11/6/1999
	242	10-24	Major Applewhite, Fr.	at Texas Tech	11/14/1998
	242	20-38	James Brown, So.	vs. Oklahoma	10/14/1995
139	241	21-33	David Ash, So.	vs. Oregon State \$	12/29/2012
	241	14-27	Vince Young, Jr.	vs. Oklahoma	10/8/2005
	241	22-34	Major Applewhite, So.	vs. Texas Tech	11/13/1999
	241	19-29	Peter Gardere, So.	at Rice	10/6/1990
143.	240	15-25	Major Applewhite, Sr.	vs. Colorado +	12/1/2001
	240	10-18	Chris Simms, So.	at Kansas	11/11/2000
145.	239	21-33	Shane Buechele, Fr.	at Oklahoma State	10/1/2016
	239	13-23	Garrett Gilbert, Jr.	vs. Rice	9/3/2011
	239	25-38	Colt McCoy, So.	vs. TCU	9/8/2007
	239	15-30	Vince Young, Jr.	at Oklahoma St.	10/29/2005
	239	12-22	Vince Young, Jr.	vs. Texas Tech	10/22/2005
	239	16-37	Major Applewhite, Fr.	at Kansas St.	9/19/1998
	239	19-32	James Brown, Jr.	at Texas Tech	11/9/1996
152.	238	15-23	Bret Stafford, Sr.	at Houston	11/7/1987
153.	236	15-22	Vince Young, Jr.	at Missouri	10/1/2005
154.	235	18-36	Chris Simms, Jr.	at Oklahoma St.	10/13/2001
	235	18-34	Robert Brewer, Sr.	vs. Oklahoma	10/9/1982
156.	234	17-28	Chris Simms, Jr.	vs. Colorado	12/1/2001
157.	233	20-30	Chris Simms, Sr.	vs. Houston	9/21/2002
	233	23-36	Shannon Kelley, Jr.	at Houston	11/7/1987
159.	232	24-35	Major Applewhite, Fr.	vs. Texas A&M	11/27/1998
	232	12-16	James Brown, Jr.	vs. Oklahoma St.	10/5/1996
161.	231	22-39	Garrett Gilbert, So.	vs. Baylor	10/30/2010
162.	229	17-32	Colt McCoy, So.	at Texas A&M	11/23/2007
	229	24-30	Chris Simms, Jr.	at Missouri	10/27/2001
164.	228	34-13	Tyrone Swoopes, So.	at Texas Tech	11/1/2014
	228	9-19	Case McCoy, Sr.	at TCU	10/26/2013
166.	227	21-36	Garrett Gilbert, So.	at Texas Tech	9/18/2010
	227	21-37	James Brown, Jr.	vs. Oklahoma	10/12/1996
168.	226	15-26	Shea Morenz, Fr.	vs. Baylor	11/20/1993
169.	225	15-26	Major Applewhite, Fr.	vs. Mississippi St.	1/1/1999
170.	224	21-26	Chris Simms, Jr.	vs. Texas Tech	9/29/2001
	224	16-35	James Brown, Jr.	at Colorado	10/26/1996
172.	223	22-33	Colt McCoy, So.	vs. Arkansas State	9/1/2007
	223	21-33	Peter Gardere, Sr.	vs. Mississippi St.	9/5/1992
174.	222	17-24	Shane Buechele, Fr.	at Kansas State	10/22/2016
	222	22-35	Garrett Gilbert, So.	vs. Wyoming	9/11/2010
	222	24-29	Colt McCoy, Jr.	vs. Florida Atlantic	8/30/2008
	222	15-28	Peter Gardere, Sr.	vs. Houston	10/24/1992
178.	221	29-39	Case McCoy, Sr.	vs. Oklahoma State	11/16/2013
	221	16-22	David Ash, So.	vs. New Mexico	9/8/2012
180.	220	25-39	Colt McCoy, Fr.	at Nebraska	10/21/2006
	220	20-32	Peter Gardere, Jr.	at Arkansas	10/19/1991
	220	10-21	Bill Bradley, Jr.	vs. Baylor	11/11/1967
183.	219	20-37	Garrett Gilbert, So.	vs. Texas A&M	11/25/2010
	219	18-38	Mark Murdock, Fr.	vs. Texas A&M	11/24/1988
185.	218	16-39	Shane Buechele, Fr.	vs. TCU	11/25/2016
	218	19-34	Tyrone Swoopes, So.	at Kansas	9/27/2014
187.	216	6-15	Rob Moerschell, Jr.	at Arkansas	10/15/1983
188.	215	20-28	Mark Murdock, Fr.	vs. Arkansas	10/15/1988
	215	15-24	Todd Dodge, Sr.	vs. Auburn	9/15/1984
	215	14-38	Rick McIvor, Jr.	at Arkansas	10/17/1981
	215	16-22	Donnie Little, Jr.	at TCU	11/15/1980
	215	9-18	James Street, Sr.	vs. Oklahoma	10/11/1969
	215	12-17	Bill Bradley, Jr.	vs. Rice	10/28/1967
	215	17-22	Joe Clements, So.	vs. Tulane	9/24/1955
195.	213	16-25	Vince Young, So.	vs. Texas Tech	11/15/2003
	213	17-30	Major Applewhite, So.	vs. Nebraska	10/23/1999
	213	14-26	Todd Dodge, Sr.	vs. Arkansas	10/20/1984
198.	212	18-23	Colt McCoy, Fr.	vs. Iowa St.	9/23/2006
	212	17-35	Peter Gardere, Sr.	at Texas Tech	10/31/1992
	212	18-35	Peter Gardere, Sr.	vs. SMU	11/14/1992
201.	211	13-25	James Brown, So.	vs. Rice	10/7/1995
202.	210	9-22	James Brown, So.	at Hawaii	9/2/1995
	210	14-28	Peter Gardere, So.	at Penn St.	9/8/1990
204.	209	15-24	Peter Gardere, So.	vs. Arkansas	10/20/1990

RK	YDS	ATT	NAME, CLASS	OPPONENT	DATE
	209	14-25	Peter Gardere, So.	vs. SMU	10/27/1990
	209	10-20	Robert Brewer, Sr.	at Baylor	11/20/1982
207.	206	10-16	Shannon Kelley, Sr.	at Rice	10/1/1988
208.	205	24-34	Colt McCoy, Sr.	vs. Texas Tech	9/19/2009
	205	17-30	Major Applewhite, Fr.	vs. Baylor	10/24/1998
210.	202	19-32	Garrett Gilbert, So.	vs. Oklahoma State	11/13/2010
211.	201	13-23	Jerrold Heard, Fr.	Kansas	11/7/2015
	201	14-19	Peter Gardere, Sr.	vs. North Texas	9/26/1992
	201	15-30	Bret Stafford, Jr.	vs. Texas A&M	11/27/1986
	201	12-21	Robert Brewer, Jr.	vs. Alabama ^	1/1/1982
215.	200	20-34	Tyrone Swoopes, So.	vs. TCU	9/27/2014
	200	19-39	Colt McCoy, So.	vs. Kansas State	9/29/2007
	200	15-25	James Brown, Jr.	at Kansas	11/16/1996
	200	7-13	James Street, Jr.	vs. Oklahoma	10/11/1969

\$ Alamo Bowl (2012) | & Fiesta Bowl (2008) | # Alamo Bowl (2006) | % Rose Bowl (2006) |
 * Cotton Bowl (2003) | @ Holiday Bowl (2001) | + Big 12 Championship (2001) |
 ! Holiday Bowl (2000) | \$ Big 12 Championship (1996) | ^ Cotton Bowl (1982)

INDIVIDUAL RECORDS RECEIVING

MOST RECEPTIONS

Game	15	Jordan Shipley, vs. Oklahoma State	10/25/2008
Season	116	Jordan Shipley	2009
Career	248	Jordan Shipley	2006-09

MOST RECEPTIONS (SINGLE GAME)

1.	Jordan Shipley	15, vs. Oklahoma State (10/25/2008)
2.	Quan Cosby	14, vs. Ohio State (1/5/2009)+
3.	Roy Williams	13, at Nebraska (11/2/2002)
4.	Eric Metcalf	12, vs. Arkansas (10/15/1988)
5.	Mike Davis	11, at Kansas State (11/6/2010)
	Jordan Shipley	11, vs. UCF (11/7/2009)
	Jordan Shipley	11, vs. Colorado (10/10/2009)
	Jordan Shipley	11, vs. Oklahoma (10/11/2008)
	Roy Williams	11, vs. Washington (2012/28/01)^
	Kwame Cavil	11, at Iowa State (10/30/1999)
	Eric Metcalf	11, at Arkansas (10/17/1987)
12.	Mike Davis	10, vs. Oklahoma State (10/15/2011)
	Jordan Shipley	10, vs. Alabama (1/7/2010)#
	Jordan Shipley	10, vs. Kansas (11/21/2009)
	Jordan Shipley	10, vs. UTEP (9/26/2009)
	Jordan Shipley	10, vs. Ohio State (1/5/2009)+
	Quan Cosby	10, at UCF (9/15/2007)
	David Thomas	10, vs. USC (1/4/2006)!
	Roy Williams	10, vs. Arkansas (9/13/2003)
	Roy Williams	10, vs. Texas Tech (9/29/2001)
	Kwame Cavil	10, at Texas A&M(11/26/1999)
	Kwame Cavil	10, vs. North Carolina State (8/28/1999)
	Mike Adams	10, vs. TCU (11/13/1993)

BCS Championship Game | + Fiesta Bowl | ! Rose Bowl | ^ Holiday Bowl

MOST RECEPTIONS (SINGLE SEASON)

1.	Jordan Shipley	116 (2009)
2.	Kwame Cavil	100 (1999)
3.	Quan Cosby	92 (2008)
4.	Jordan Shipley	89 (2008)
5.	Nate Jones	70 (2007)
	Roy Williams	70 (2003)
7.	John Harris	68 (2014)
8.	Roy Williams	67 (2001)
	Roy Williams	64 (2002)
10.	Quan Cosby	60 (2007)
11.	Jaxon Shipley	59 (2014)
	Jaxon Shipley	59 (2012)
13.	Wane McGarity	58 (1998)
14.	Mike Davis	57 (2012)
15.	Jaxon Shipley	56 (2013)
	Ryan Nunez	56 (1999)
	Mike Adams	56 (1996)
18.	Johnny Walker	55 (1989)
19.	Mike Adams	53 (1995)
20.	Mike Adams	52 (1993)
21.	Mike Davis	51 (2013)
	Kwame Cavil	51 (1998)
23.	David Thomas	50 (2005)

MOST RECEPTIONS (CAREER)

1.	Jordan Shipley	248 (2006-09)
2.	Roy Williams	241 (2000-03)
3.	Jaxon Shipley	218 (2011-14)
4.	Quan Cosby	212 (2005-08)
5.	Mike Davis	200 (2010-13)
6.	Mike Adams	177 (1992-96)
7.	Kwame Cavil	174 (1997-99)
8.	B.J. Johnson	152 (2000-03)
9.	Eric Metcalf	125 (1985-88)
10.	Limas Sweed	124 (2004-07)
11.	James Kirkendoll	121 (2007-10)
12.	Marquise Goodwin	120 (2009-12)

MOST YARDS

Game	273	Jordan Shipley, vs. Baylor	11/14/2009
Season	1,485	Jordan Shipley	2009
Career	3,866	Roy Williams	2000-03

MOST YARDS (SINGLE SEASON)

1.	Jordan Shipley	1,485 (2009)
2.	Kwame Cavil	1,188 (1999)
3.	Roy Williams	1,142 (2002)
4.	Quan Cosby	1,123 (2008)
5.	Wane McGarity	1,087 (1998)
6.	Roy Williams	1,079 (2003)
7.	Jordan Shipley	1,060 (2008)
8.	John Harris	1,051 (2014)
9.	Mike Adams	942 (1996)
10.	Mike Davis	939 (2012)

MOST YARDS (CAREER)

1.	Roy Williams	3,866 (2000-03)
2.	Jordan Shipley	3,191 (2006-09)
3.	Mike Adams	3,032 (1992-96)
4.	Mike Davis	2,753 (2010-13)
5.	Quan Cosby	2,598 (2005-08)
6.	Jaxon Shipley	2,510 (2011-14)
7.	B.J. Johnson	2,389 (2000-03)
8.	Kwame Cavil	2,279 (1997-99)
9.	Limas Sweed	1,915 (2004-07)
10.	Tony Jones	1,842 (1986-89)
11.	Wane McGarity	1,687 (1995-98)
12.	Johnny 'Lam' Jones	1,603 (1976-79)

MOST TOUCHDOWN RECEPTIONS

Game	4	Wane McGarity, vs. Texas Tech	11/14/1998
Season	13	Jordan Shipley	2009
Career	36	Roy Williams	2000-03

MOST TOUCHDOWN RECEPTIONS (SINGLE SEASON)

1.	Jordan Shipley	13 (2009)
2.	Limas Sweed	12 (2006)
	Roy Williams	12 (2002)
4.	Jordan Shipley	11 (2008)
5.	Quan Cosby	10 (2008)
	Herkie Walls	10 (1982)
7.	Roy Williams	9 (2003)
	Wane McGarity	9 (1998)
9.	Mike Davis	8 (2013)
	Roy Williams	8 (2000)
	Pat Fitzgerald	8 (1995)
	Eric Jackson	8 (1994)

MOST TOUCHDOWN RECEPTIONS (CAREER)

1.	Roy Williams	36 (2000-03)
2.	Jordan Shipley	33 (2006-09)
3.	Limas Sweed	20 (2004-07)
4.	Quan Cosby	19 (2005-08)
5.	Mike Davis	18 (2010-13)
6.	B.J. Johnson	16 (2000-03)
	Mike Adams	16 (1992-96)
8.	David Thomas	15 (2002-05)
	Lovell Pinkney	15 (1992-94)
10.	Wane McGarity	14 (1995-98)
	Johnny "Lam" Jones	14 (1976-79)

CONSECUTIVE GAMES WITH A TOUCHDOWN RECEPTION

1.	Jordan Shipley	8 (2008)
2.	Limas Sweed	7 (2006)
3.	Roy Williams	6 (2002-03)
4.	Herkie Walls	5 (1982)
5.	John Harris	4 (2014)
	Jordan Shipley	4 (2009)
7.	Devin Duvernay	3 (2016)
	Mike Davis	3 (2013)
	Blaine Irby	3 (2011)
	Dan Buckner	3 (2009)
	Quan Cosby	3 (2008)
	B.J. Johnson	3 (2002)
	Wane McGarity	3 (1998)



INDIVIDUAL RECORDS RECEIVING

HIGHEST AVG. YARDS PER RECEPTION

Game (min. 4)	45.5	Malcolm Williams, at Texas Tech (4 for 182)	11/1/2008
Season (min. 10)	28.1	Herkie Walls (25 for 702)	1982
Career (min. 20)	25.8	Herkie Walls (38 for 981)	1979-82

CONSECUTIVE GAMES WITH A RECEPTION

1.	Roy Williams	47 (2000-03)
2.	Quan Cosby	44 (2005-08)
3.	Jaxon Shipley	33 (2011-13)
4.	Jordan Shipley	31 (2007-09)
5.	B.J. Johnson	27 (2000-02)
6.	Mike Adams	26 (1995-96)

LONGEST RECEPTIONS (80 OR MORE YARDS) - 18

1.	97t	Wane McGarity from Major Applewhite, vs. Oklahoma	10/10/1998
2.	96t	Roy Williams from Major Applewhite, vs. Oklahoma State	9/30/2000
	96t	Donovan Pitts from Todd Dodge, vs. Rice	10/5/1985
4.	92t	B.J. Johnson from Chris Simms, at Houston	9/22/2001
5.	91t	Malcolm Williams from Colt McCoy, at Texas Tech	11/1/2008
6.	88t	Jordan Shipley from Colt McCoy, vs. UCF	11/7/2009
	88t	Alfred Jackson from Jon Aune, vs. Boston College	9/10/1977
8.	87t	Herkie Walls from Darryl Clark, vs. Texas A&M^	11/25/1982
9.	84t	John Burt from Jerrod Heard, vs. Kansas	11/7/2015
	84t	B.J. Johnson from Chris Simms, at Texas Tech	11/16/2002
	84t	William Harris from Todd Dodge, at Penn State	9/29/1984
12.	80t	Devin Duvernay from Shane Buechele, at Kansas State	10/22/2016
	80t	Marquise Goodwin from Case McCoy at Baylor	12/3/2011
	80t	Victor Ike from Major Applewhite, vs. North Carolina State	8/28/1999
	80	Kerry Cash from Shannon Kelly, vs. Oklahoma	10/8/1988
	80t	Eric Metcalf from Todd Dodge, vs. Rice	10/5/1985
	80t	Kelvin Epps from Rick McIvor, at Auburn	9/17/1983
	80t	Herkie Walls from Robert Brewer, at Baylor	11/20/1982

^ halfback option pass

RECEIVING BY A TIGHT END

MOST RECEPTIONS

Game	10	David Thomas, vs. USC (88 yards)	1/1/2006
Season	50	David Thomas	2005
Career	98	David Thomas	2002-05

TOP FIVE RECEPTIONS (SINGLE SEASON)

1.	David Thomas	50 (2005)
2.	Jermichael Finley	45 (2007)
3.	Pat Fitzgerald	38 (1996)
4.	William Harris	34 (1984)
5.	Jermichael Finley	31 (2006)

TOP 10 RECEPTIONS (CAREER)

1.	David Thomas	98 (2002-05)
2.	Pat Fitzgerald	80 (1994-96)
3.	Jermichael Finley	76 (2006-07)
4.	Bo Scaife	75 (1999, 2001, '03-04)
5.	Kerry Cash	71 (1987-90)
6.	Lawrence Sampleton	57 (1978-81)
7.	William Harris	49 (1983-85)
8.	Derek Lewis	47 (1995-98)
	Pete Lammons	47 (1963-65)
10.	Stephen Clark	46 (1986-88, '90)

MOST YARDS

Game	149	Jermichael Finley, vs. Oklahoma (4 receptions)	10/6/2007
Season	637	William Harris	1984
Career	1,367	David Thomas	2002-05

TOP RECEIVING YARDS (SINGLE SEASON)

1.	William Harris	637 (1984)
2.	David Thomas	613 (2005)
3.	Jermichael Finley	575 (2007)
4.	Pat Fitzgerald	545 (1996)
5.	Pat Fitzgerald	445 (1995)

MOST RECEIVING YARDS (CAREER)

1.	David Thomas	1,367 (2002-05)
2.	Pat Fitzgerald	1,106 (1994-96)
3.	Lawrence Sampleton	1,071 (1978-81)
4.	Bo Scaife	997 (1999, 2001, '03-04)
5.	Kerry Cash	979 (1987-90)
6.	Jermichael Finley	947 (2006-07)
7.	William Harris	909 (1983-85)
8.	Pete Lammons	706 (1963-65)
9.	Randy Peschel	644 (1967-69)
10.	Derek Lewis	551 (1995-98)

MOST TOUCHDOWN RECEPTIONS

Game	3	D.J. Grant vs. UCLA	9/17/2011
	3	Pat Fitzgerald, vs. Notre Dame	9/23/1995
	3	Pete Lammons, vs. Baylor	11/6/1965
Season	8	Pat Fitzgerald	1995
Career	15	David Thomas	2002-05

MOST TOUCHDOWN RECEPTIONS (SINGLE SEASON)

1.	Pat Fitzgerald	8 (1995)
2.	Derek Lewis	6 (1998)
3.	David Thomas	5 (2005)
	David Thomas	5 (2004)
	Bob Moses	5 (1961)

MOST TOUCHDOWN RECEPTIONS (CAREER)

1.	David Thomas	15 (2002-05)
2.	Pat Fitzgerald	12 (1994-96)
3.	Kerry Cash	10 (1987-90)
4.	Derek Lewis	8 (1995-98)
5.	Lawrence Sampleton	7 (1978-81)

LONGEST RECEPTIONS (50 OR MORE YARDS) - 10

1.	84t	William Harris at Penn State	9/29/1984
2.	73	Lawrence Sampleton at Rice	10/4/1980
3.	70t	Pat Fitzgerald vs. Baylor	11/23/1995
4.	61	Derek Lewis vs. Nebraska	12/7/1996
5.	60t	David Thomas at Texas A&M	11/28/2003
6.	59	William Comer vs. SMU	11/2/1968
7.	58	Jermichael Finley vs. Oklahoma	10/6/2007
8.	57	Caleb Bluiett vs. Baylor	12/5/2015
9.	55	Jermichael Finley vs. Oklahoma	10/6/2007
10.	51	Bobby Micho vs. SMU	10/23/1982

RECEIVING BY A RUNNING BACK

TOP 10 RECEPTIONS (SINGLE SEASON)

1.	Chris Ogbonnaya	46 (2008)
2.	Eric Metcalf	42 (1988)
	Eric Metcalf	42 (1986)
4.	Hodges Mitchell	37 (2000)
5.	Phil Brown	35 (1993)
6.	Fozzy Whittaker	34 (2010)
7.	Eric Metcalf	33 (1987)
8.	Hodges Mitchell	32 (1999)
9.	Phil Brown	31 (1992)
10.	Chris Samuels	26 (1990)

TOP FIVE RECEPTIONS (CAREER)

1.	Eric Metcalf	125 (1985-88)
2.	Ricky Williams	85 (1995-98)
3.	Chris Ogbonnaya	75 (2005-08)
4.	Phil Brown	72 (1990-93)
5.	Hodges Mitchell	71 (1997-2000)



INDIVIDUAL RECORDS RECEIVING

TOP 10 YARDS (SINGLE SEASON)

1. Eric Metcalf _____	556 (1986)
2. Chris Ogbonnaya _____	540 (2008)
3. Hodges Mitchell _____	386 (2000)
4. Phil Brown _____	361 (1992)
5. Hodges Mitchell _____	343 (1999)
6. Eric Metcalf _____	333 (1988)
7. Walter Fondren _____	318 (1956)
8. Ricky Williams _____	291 (1996)
9. Phil Brown _____	281 (1993)
10. Ivan Williams _____	273 (2002)

TOP FIVE YARDS (CAREER)

1. Eric Metcalf _____	1,394 (1985-88)
2. Ricky Williams _____	927 (1995-98)
3. Chris Ogbonnaya _____	792 (2005-08)
4. Hodges Mitchell _____	743 (1997-2000)
5. Phil Brown _____	686 (1990-93)

LONGEST RECEPTIONS (60 YARDS OR MORE) - 11

1. 80t ___ Victor Ike, vs. North Carolina State _____	8/28/1999
80t ___ Eric Metcalf, vs. Rice _____	10/5/1985
3. 74t ___ Malcolm Brown, vs. New Mexico State _____	8/31/2013
74t ___ Eric Metcalf, vs. Houston _____	11/8/1986
5. 72t ___ Jamaal Charles, vs. Iowa _____	12/30/2006
6. 71t ___ Delano Womack, at TCU _____	11/13/1954
7. 70t ___ Lawrence Graham, at Rice _____	10/25/1952
8. 65t ___ Chris Ogbonnaya, at Colorado _____	10/4/2008
9. 63t ___ Terry Orr, vs. TCU _____	11/17/1984
10. 62 ___ Jamaal Charles, at Texas A&M _____	11/23/2007
11. 61t ___ Jack Collins, vs. Oklahoma _____	10/10/1959

TEXAS' TOP RECEIVING DUOS

(each receiver must have at least 20 receptions and 300 receiving yards)

MOST RECEPTIONS (SINGLE SEASON)

1. 181 ___ Quan Cosby (92-1,123-10) _____	Jordan Shipley (89-1,060-11) _____	2008
2. 164 ___ Jordan Shipley (116-1,485-13) _____	James Kirkendoll (48-461-6) _____	2009
3. 156 ___ Kwame Cavil (100-1,188-6) _____	Ryan Nunez (56-600-3) _____	1999
4. 130 ___ Nate Jones (70-795-5) _____	Quan Cosby (60-680-5) _____	2007
5. 127 ___ John Harris (68-1,015-7) _____	Jaxon Shipley (59-577-1) _____	2014
6. 116 ___ Mike Davis (57-939-7) _____	Jaxon Shipley (59-737-6) _____	2012
7. 109 ___ Wane McGarity (58-1,087-9) _____	Kwame Cavil (51-775-3) _____	1998

MOST YARDS (SINGLE SEASON)

1. 2,183 ___ Quan Cosby (92-1,123-10) _____	Jordan Shipley (89-1,060-11) _____	2008
2. 2,035 ___ Jordan Shipley (116-1,485-13) _____	Malcolm Williams (39-550-2) _____	2009
3. 1,862 ___ Wane McGarity (58-1,087-9) _____	Kwame Cavil (51-775-3) _____	1998
4. 1,788 ___ Kwame Cavil (100-1,188-6) _____	Ryan Nunez (56-600-3) _____	1999
5. 1,745 ___ Roy Williams (64-1,142-12) _____	B.J. Johnson (40-603-5) _____	2002

TOP RECEIVING GAMES (BY CLASS)

Senior _____	273 _____	by Jordan Shipley, vs. UCF _____	2009
Junior _____	180 _____	by Kwame Cavil, vs. Stanford _____	1999
Sophomore _____	242 _____	by Tony Jones, vs. Pittsburgh* _____	1987
Freshman _____	187 _____	by B.J. Johnson, vs. Texas A&M _____	2000

* Bluebonnet Bowl

TOP RECEIVING GAMES (BY LOCATION)

Home _____	273 _____	by Jordan Shipley vs. UCF _____	2009
Road _____	187 _____	by B.J. Johnson, at Iowa State _____	2003
Neutral _____	160 _____	by Cotton Speyrer, vs. Oklahoma _____	1969
Bowl _____	242 _____	by Tony Jones, vs. Pittsburgh* _____	1987

* Bluebonnet Bowl

100-YARD GAMES (SINGLE SEASON)

GAMES	NAME	SEASON
1. 7 _____	Jordan Shipley _____	2009
7 _____	Wane McGarity _____	1998
3. 6 _____	Roy Williams _____	2002
6 _____	Mike Adams _____	1993
5. 4 _____	John Harris _____	2014
4 _____	Mike Davis _____	2012
4 _____	Quan Cosby _____	2008
4 _____	Roy Williams _____	2003
4 _____	Tony Jones _____	1988
10. 3 _____	Mike Davis _____	2013
3 _____	Jordan Shipley _____	2008
3 _____	Limas Sweed _____	2006
3 _____	Billy Pittman _____	2005
3 _____	B.J. Johnson _____	2001
3 _____	Roy Williams _____	2001
3 _____	Roy Williams _____	2000
3 _____	Kwame Cavil _____	1999
3 _____	Kwame Cavil _____	1998
3 _____	Lovell Pinkney _____	1993

100-YARD GAMES (CAREER)

GAMES	NAME	SEASON
1. 16 _____	Roy Williams _____	2000-03
2. 10 _____	Mike Davis _____	2010-13
10 _____	Jordan Shipley _____	2006-09
4. 9 _____	B.J. Johnson _____	2000-03
9 _____	Mike Adams _____	1992-96
6. 8 _____	Wane McGarity _____	1995-98
7. 7 _____	Kwame Cavil _____	1997-99
7 _____	Tony Jones _____	1986-89

TWO 100-YARD RECEIVERS IN A GAME (14 TIMES)

DATE	PLAYER (RECEPTIONS-YARDS)	OPPONENT
9/7/2013 _____	Mike Davis (8-114) & Jaxon Shipley (8-105) _____	at BYU
11/10/2012 _____	Jaxon Shipley (8-137) & Mike Davis (7-113) _____	vs. Iowa State
9/15/2012 _____	Mike Davis (5-124) & Marquise Goodwin (2-102) _____	at Mississippi
12/8/2011 _____	Marquise Goodwin (5-129) & Jaxon Shipley (4-121) _____	at Baylor
10/11/2008 _____	Quan Cosby (9-122) & Jordan Shipley (11-112) _____	vs. Oklahoma
9/13/2003 _____	B.J. Johnson (6-123) & Roy Williams (10-117) _____	vs. Arkansas
11/16/2002 _____	B.J. Johnson (5-120) & Roy Williams (8-117) _____	at Texas Tech
12/28/2001 _____	B.J. Johnson (6-157) & Roy Williams (11-134) _____	vs. Washington^
10/2/1999 _____	Jeremy Jones (3-105) & Kwame Cavil (7-103) _____	vs. Kansas State
11/7/1998 _____	Wane McGarity (9-125) & Kwame Cavil (9-109) _____	vs. Oklahoma State
11/8/1997 _____	Jamel Thompson (7-143) & Kwame Cavil (7-112) _____	vs. Texas Tech
9/4/1993 _____	Lovell Pinkney (6-139) & Mike Adams (4-100) _____	at Colorado
11/13/1993 _____	Mike Adams (10-151) & Lovell Pinkney (8-102) _____	vs. TCU
10/5/1985 _____	Eric Metcalf (2-120) & Donovan Pitts (2-106) _____	vs. Rice

^ Holiday Bowl

THREE 90-YARD RECEIVERS IN A GAME (1 TIME)

DATE	PLAYER (RECEPTIONS-YARDS)	OPPONENT
10/11/2014 _____	Jaxon Shipley (9-115), Marcus Johnson (7-93) & John Harris (5-90) _____	vs. Oklahoma

100 YARD RECEIVING GAMES

RK	YDS	REC	NAME, CLASS	OPPONENT	YEAR	LG
132.	108	10	Jordan Shipley, Sr.	vs. Kansas	11/21/2009	38t
	108	7	Jordan Shipley, Sr.	at Missouri	10/24/2009	31
	108	7	Mike Adams, So.	vs. Texas Tech	10/30/1993	24t
	108	4	Lawrence Sampleton, Fr.	vs. Arkansas	10/21/1978	36t
136.	107	4	B.J. Johnson, So.	vs. Colorado #	12/1/2001	79t
	107	6	Kenny Neal, Jr.	vs. Miss. State	9/5/1992	38
	107	6	Tony Jones, Jr.	at BYU	9/8/1988	38
139.	106	7	Limas Sweed, Jr.	vs. Iowa State	9/23/2006	35
	106	11	Kwame Cavil, Jr.	at Iowa State	10/30/1999	16
	106	2	Donovan Pitts, Sr.	vs. Rice	10/5/1985	96t
	106	5	Brent Duhon, Jr.	at Texas A&M	11/26/1983	41t
143.	105	8	Jaxon Shipley, Jr.	at BYU	9/7/2013	45
	105	6	Roy Williams, Fr.	vs. La.-Lafayette	9/9/2000	40
	105	3	Jeremy Jones, Sr.	vs. Kansas State	10/2/1999	51
	105	5	Wane McGarity, Jr.	vs. Rutgers	9/6/1997	42
147.	104	7	Mike Davis, Fr.	vs. Wyoming	9/11/2010	45t
	104	6	David Thomas, Sr.	at Oklahoma State	10/29/2005	28
	104	4	Roy Williams, Sr.	vs. New Mexico St.	8/31/2003	53
	104	7	Ryan Nunez, Sr.	at Rutgers	9/11/1999	36
	104	7	Kerry Cash, Sr.	at Texas Tech	11/3/1990	27
	104	5	Johnny Walker, Sr.	vs. Arkansas	10/20/1990	31
153.	103	6	Malcolm Williams, So.	vs. Kansas	11/21/2009	68
	103	6	Brandon Collins, So.	vs. Texas A&M	11/27/2008	36
	103	7	Kwame Cavil, Jr.	vs. Kansas State	10/2/1999	38
156.	102	2	Marquise Goodwin, Sr.	at Mississippi	9/15/2012	55
	102	7	James Kirkendoll, Jr.	vs. Wyoming	9/12/2009	42
	102	6	Billy Pittman, Jr.	at Kansas State	11/11/2006	26
	102	5	Limas Sweed, So.	vs. Colorado#	12/3/2005	38
	102	6	Mike Jones, Jr.	at Colorado	10/14/2000	25
	102	6	Kwame Cavil, So.	vs. Iowa State	10/3/1998	41
	102	8	Lovell Pinkney, So.	vs. TCU	11/13/1993	23
163.	101	4	Quan Cosby, So.	vs. Oklahoma State	11/4/2006	51
164.	100	4	Billy Pittman, So.	vs. Oklahoma	10/3/2005	64
	100	4	Mike Adams, So.	at Colorado	9/4/1993	41

! BCS Championship Game | % Fiesta Bowl | * Bluebonnet Bowl
 + Cotton Bowl | ^ Holiday Bowl | # Big 12 Championship

100-YARD RECEIVING GAMES (BIG 12 OPPONENTS)

HIGH GAME

OPPONENT	REC-YDS	NAME	DATE
Texas Tech (17)	4-182	by Malcolm Williams	11/1/2008
Baylor (12)	8-198	by Johnny "Lam" Jones	11/24/1979
Oklahoma State (10)	5-175	by Roy Williams	9/30/2000
Iowa State (10)	7-187	by B.J. Johnson	10/18/2003
Oklahoma (9)	8-160	by Cotton Speyrer	10/11/1969
Kansas (6)	4-180	by Roy Williams	11/11/2000
Kansas State (6)	5-142	Wane McGarity	9/19/1998
TCU (5)	8-163	by Ben Proctor	11/12/1949
West Virginia (1)	7-125	by Dorian Leonard	11/12/2016

LAST 100-YARD RECEIVER

REC-YDS	NAME	DATE
5-165	by John Harris	11/1/2014
4-142	by Armanti Foreman	10/29/2016
9-117	by John Harris	11/15/2014
9-147	by John Harris	10/18/2014
9-115	by Jaxon Shipley	10/11/2014
4-113	by John Burt	11/7/2015
11-109	by Mike Davis	11/6/2010
3-120	by Marcus Johnson	10/26/2013
7-125	by Dorian Leonard	11/12/2016

100-YARD RECEIVING GAMES (2017 NON-CONFERENCE OPPONENTS)

HIGH GAME

OPPONENT	REC-YDS	NAME	DATE
Maryland (0)			
San Jose State (0)			
Southern California (0)			

LAST 100-YARD RECEIVER

REC-YDS	NAME	DATE





INDIVIDUAL RECORDS *SCORING*

SEASONS	TD	FG	PAT	SAFETY
1887-1897	4 points	5 points	2 points	2 points
1898-1903	5 points	5 points	1 point	2 points
1904-1908	5 points	4 points	1 point	2 points
1909-1911	5 points	3 points	1 point	2 points
1912-1957	6 points	3 points	1 point	2 points
1958-	6 points	3 points	2 pts/1 pt. kick	2 points

MOST POINTS SCORED

Game	36	Ricky Williams, vs. New Mexico St./Rice	1998
Season	168	Ricky Williams	1998
Career	452	Ricky Williams	1995-98

TOP 10 POINTS SCORED (SINGLE GAME)

- Ricky Williams _____ 36, vs. Rice (9/26/1998)
Ricky Williams _____ 36, vs. New Mexico State (9/5/1998)
- Joe Bergeron _____ 30, vs. Baylor (10/20/2012)
Cedric Benson _____ 30, vs. Oklahoma St. (11/6/2004)
Ricky Williams _____ 30, vs. Iowa State (10/3/1998)
Ricky Williams _____ 30, at Rice (9/27/1997)
- Bobby Layne _____ 28, vs. Missouri (199/21/46)^
- 23 Times** **Most Recently By:**
Chris Warren, III _____ 24, Texas Tech (11/26/2015)
Tyrone Swoopes _____ 24, Kansas (11/7/2015)
Malcolm Brown _____ 24, vs. Kansas (11/2/2013)
Joe Bergeron _____ 24, vs. West Virginia (10/6/2012)
Ramonce Taylor _____ 24, at Baylor (11/5/2005)
Vince Young _____ 24, vs. Michigan (1/1/2005)!
Vince Young _____ 24, vs. Texas Tech (10/23/2004)
Cedric Benson _____ 24, vs. Texas A&M (11/28/2003)

^ Cotton Bowl | ! Rose Bowl

TOP 10 POINTS SCORED (SINGLE SEASON)

- Ricky Williams _____ 168 (1998)
- Ricky Williams _____ 152 (1997)
- Cedric Benson _____ 134 (2003)
- Hunter Lawrence _____ 133 (2009)
- Len Barrell _____ 121 (1914)
- Cedric Benson _____ 120 (2004)
- Earl Campbell _____ 114 (1977)
- David Pino _____ 113 (2005)
- Ryan Bailey _____ 112 (2007)
- Jamaal Charles _____ 108 (2007)
Phil Dawson _____ 108 (1996)

TOP 10 POINTS SCORED (CAREER)

- Ricky Williams _____ 452 (1995-98)
- Cedric Benson _____ 404 (2001-04)
- Dusty Mangum _____ 358 (2001-04)
- Phil Dawson _____ 339 (1994-97)
- Kris Stockton _____ 308 (1996, '98-2000)
- Jeff Ward _____ 282 (1983-86)
- Russell Erleben _____ 267 (1975-78)
- Earl Campbell _____ 246 (1974-77)
- Roy Williams _____ 238 (2000-03)
- Jamaal Charles _____ 234 (2005-07)

MOST POINTS SCORED BY A PLACE-KICKER

Game	17	Anthony Fera, at West Virginia	11/9/2013
	17	Ryan Bailey, at UCF	9/15/2007
	17	Kris Stockton, at Texas Tech	11/4/2000
	17	Phil Dawson, vs. Oklahoma St.	10/5/1996
Season	133	Hunter Lawrence	2009
Career	358	Dusty Mangum	2001-04

TOP FIVE POINTS SCORED BY A PLACE-KICKER (SINGLE SEASON)

- Hunter Lawrence _____ 133 (2009)
- David Pino _____ 113 (2005)
- Ryan Bailey _____ 112 (2007)
- Phil Dawson _____ 108 (1996)
- Kris Stockton _____ 107 (2000)
Kris Stockton _____ 107 (1999)

TOP FIVE POINTS SCORED BY A PLACE-KICKER (CAREER)

- Dusty Mangum _____ 358 (2001-04)
- Phil Dawson _____ 339 (1994-97)
- Kris Stockton _____ 308 (1996, '98-2000)
- Jeff Ward _____ 282 (1983-86)
- Russell Erleben _____ 267 (1975-78)

MOST TOUCHDOWNS SCORED

Game	6	Ricky Williams, vs. New Mexico St./Rice	1998
Season	28	Ricky Williams (27 rush/1 rec)	1998
Career	75	Ricky Williams (72 rush/3 rec)	1995-98

MOST TOUCHDOWNS RESPONSIBLE FOR

Game	7	Clyde Littlefield (4p/3 rec), vs. Daniel Baker	1915
Season	45	Colt McCoy (34 pass/11 rush)	2008
Career	132	Colt McCoy (112 pass/20 rush)	2006-2009

LONGEST OFFENSIVE SCORING PLAYS (80 OR MORE YARDS) - 32

- 97 (pass), Major Applewhite to Wane McGarity, vs. Oklahoma _____ 10/1/1998
- 96 (pass), Major Applewhite to Roy Williams, vs. Oklahoma State _____ 9/3-/2000
96 (pass), Todd Dodge to Donovan Pitts, vs. Rice _____ 10/5/1985
96 (rush), Chris Gilbert, vs. TCU _____ 11/18/1967
- 94 (rush), Bohn Hilliard, at Texas Tech _____ 9/22/1934
- 93 (rush), D'Onta Foreman, Kansas _____ 11/7/11/7/2015
- 92 (pass), Chris Simms to B.J. Johnson, at Houston _____ 9/22/2001
- 91 (rush), Chris Warren III, vs. Texas Tech _____ 11/26/2015
91 (pass), Colt McCoy to Malcolm Williams, at Texas Tech _____ 11/1/2008
- 88 (pass), Colt McCoy to Jordan Shipley, vs. UCF _____ 11/7/2009
88 (rush), Adrian Walker, vs. Houston _____ 10/24/1992
88 (pass), Jon Aune to Alfred Jackson, vs. Boston College _____ 9/10/1977
- 87 (rush), Ricky Williams, at Baylor _____ 11/1/1997
87 (pass), Darryl Clark to Herkie Walls, vs. Texas A&M _____ 11/25/1982
- 86 (rush), Jamaal Charles, vs. Nebraska _____ 10/27/2007
86 (rush), Jack Collins, vs. Maryland _____ 9/26/1959
- 85 (rush), Raymond Clayborn, at Arkansas _____ 10/20/1973
- 84 (pass), Tyrone Swoopes to John Burt, Kansas _____ 11/7/11/7/2015
84 (rush), Daje Johnson, vs. Baylor _____ 10/20/2012
84 (pass), Chris Simms to B.J. Johnson, at Texas Tech _____ 11/16/2002
84 (pass), Todd Dodge to William Harris, vs. Penn State _____ 9/29/1984
- 80 (pass) Shane Buechele to Devin Duvernay, at Kansas State _____ 10/22/2015
80 (pass), Case McCoy to Marquise Goodwin, at Baylor _____ 12/3/2011
80 (rush), Vince Young, at Oklahoma State _____ 10/29/2005
80 (rush), Jamaal Charles, vs. Oklahoma _____ 10/8/2005
80 (pass), Major Applwhite to Victor Ike, vs. North Carolina State _____ 8/28/1999
80 (rush), Hodges Mitchell, at Oklahoma State _____ 11/6/1999
80 (rush), Ricky Williams, at Missouri _____ 10/18/1997
80 (pass), Todd Dodge to Eric Metcalf, vs. Rice _____ 10/5/1985
80 (pass), Rick McIvor to Kelvin Epps, at Auburn _____ 9/17/1983
80 (rush), Herkie Walls, vs. Missouri _____ 9/25/1982
80 (rush), Chris Gilbert, vs. Texas Tech _____ 9/30/1967





INDIVIDUAL RECORDS TOTAL OFFENSE

MOST TOTAL PLAYS

Game	68	Garrett Gilbert, at Kansas State	11/6/2010
Season	599	Colt McCoy	2009
Career	2,092	Colt McCoy	2006-09

MOST TOTAL YARDS

Game	527	Jerrold Heard (364p/163r)	9/19/2015
Season	4,420	Colt McCoy (3,859p/561r)	2008
Career	14,824	Colt McCoy (13,253p/1,571r)	2006-09

HIGHEST AVG. GAIN PER PLAY

Game (min. 10)	14.4	Gib Dawson, vs. N. Carolina (10 for 144)	1951
Season (min. 100)	8.5	Vince Young (480 for 4,086)	2005
Career (min. 175)	7.8	Vince Young (1,116 for 8,700)	2003-05

MOST TOAL YARDS (SINGLE GAME)

1.	527	Jerrold Heard, California (364p/163r)	9/19/2015
2.	506	Vince Young at Oklahoma State (239p/267r)	10/29/2005
3.	483	Colt McCoy, vs. UCF (470p/13r)	11/7/2009
4.	479	Colt McCoy at Texas A&M (304p/175r)	11/26/2009
5.	476	Major Applewhite, vs. Washington ^ (473p/3r)	12/28/2001
6.	467	Vince Young, vs. USC! (267p/200r)	1/4/2006
7.	434	David Ash vs. New Mexico State (343p/91r)	8/31/2013
8.	432	Colt McCoy, vs. Oklahoma State (391p/41r)	10/25/2008
9.	425	Colt McCoy, vs. Kansas (396p/29r)	11/21/2009
10.	416	Tyrone Swoopes vs. Iowa State (321p/95r)	10/18/2014
11.	412	Colt McCoy, vs. Rice (329p/83r)	9/20/2008
12.	411	Chris Simms, at Nebraska (419p/-8r)	11/2/2002
13.	403	Vince Young, at Kansas (289p/114r)	11/13/2004
14.	401	Vince Young, vs. Oklahoma St. (278p/123r)	11/6/2004
15.	399	Colt McCoy, vs. Ohio State% (414p/-15r)	1/5/2009
16.	396	Major Applewhite, vs. Oklahoma State (408p/-12r)	11/7/1998
17.	394	Vince Young, vs. Colorado (336p/58r)	10/15/2005
18.	392	Donnie Little, vs. Rice (306p/84r)	10/4/1980
19.	390	James Brown, vs. Texas Tech (397p/-7r)	11/8/1997
20.	388	Colt McCoy, at Oklahoma State (282p/106r)	11/3/2007
21.	385	David Ash, vs. Iowa State (364p/21r)	11/10/2012
22.	384	Tyrone Swoopes vs. Oklahoma (334p, 50r)	10/11/2014
23.	381	Colt McCoy, at Wyoming (337p/44r)	9/12/2009
24.	372	Vince Young, vs. Michigan! (180p/192r)	1/1/2005
25.	369	Todd Dodge, vs. Rice (359p/10r)	10/5/1985
26.	365	Garrett Gilbert, at Kansas State (272p/93r)	11/6/2010
27.	364	Chris Simms, vs. Texas A&M (383p/-19r)	11/24/2000
28.	363	Eddie Phillips, vs. Notre Dame# (199p/164r)	1/1/1971
29.	362	Shane Buechele vs. West Virginia (318p/44r)	11/12/2016
30.	360	Colt McCoy, vs. Texas A&M (311p/49r)	11/27/2008
	360	Colt McCoy, vs. Missouri (337p/23r)	10/18/2008
	360	James Brown, vs. Nebraska* (353p/17r)	12/7/1996
33.	356	Case McCoy, at Baylor (356p/-16r)	12/3/2011
	356	Garrett Gilbert, vs. Iowa State (344p/12r)	10/23/2010
35.	355	James Brown, vs. Houston (338p/17r)	11/11/1995
36.	353	Major Applewhite, vs. Stanford (353p)	9/4/1999
	353	James Brown, vs. Texas A&M (336p/17r)	11/29/1996
38.	352	Colt McCoy, vs. Oklahoma State (346p/6r)	11/4/2006
	352	Bret Stafford, vs. Pittsburgh+ (368p/-16r)	12/31/1987
40.	351	Vince Young, at Baylor (298p/53r)	11/5/2005
41.	350	Ricky Williams, vs. Iowa State (350r)	10/3/1998
	350	James Brown, vs. Baylor (299p/51r)	11/24/1994
43.	348	Colt McCoy, at Iowa State (298p/50r)	10/13/2007
44.	346	Vince Young, at Ohio State (270p/76r)	9/10/2005
45.	345	David Ash, at Mississippi (326p/19r)	9/15/2012
	345	Major Applewhite, vs. Oklahoma (328p/17r)	10/9/1999
47.	344	Vince Young, at Missouri (236p/108r)	10/1/2005
	344	Major Applewhite, at Baylor (333p/11r)	9/25/1999
49.	343	James Brown, vs. Pittsburgh (306p/37r)	9/16/1995
50.	342	Roosevelt Leaks, vs. SMU (342r)	11/3/1973

@ Alamo Bowl | + Bluebonnet Bowl | # Cotton Bowl | % Fiesta Bowl
^ Holiday Bowl | ! Rose Bowl | * Big 12 Championship game

TOP TOTAL OFFENSE (SINGLE SEASON)

1.	Colt McCoy	4,420	(3,859p/561r)	2008
2.	Vince Young	4,086	(3,036p/1,050r)	2005
3.	Colt McCoy	3,869	(3,521p/348r)	2009
4.	Colt McCoy	3,795	(3,303p/492r)	2007
5.	Major Applewhite	3,211	(3,357p/-146r)	1999
6.	Garrett Gilbert	3,124	(2,744p/380r)	2010
7.	Chris Simms	3,083	(3,207p/-124r)	2002
8.	Vince Young	2,928	(1,849p/1,079r)	2004
9.	David Ash	2,840	(2,699p/141r)	2012
10.	Colt McCoy	2,740	(2,570p/170r)	2006
11.	Tyrone Swoopes	2,671	(2,409p/262r)	2014
12.	Chris Simms	2,593	(2,603p/-10r)	2001

TOP TOTAL OFFENSE (CAREER)

1.	Colt McCoy	14,824	(13,253p/1,571r)	2006-09
2.	Vince Young	9,167	(6,040p/3,127r)	2003-05
3.	Major Applewhite	8,059	(8,353p/-294r)	1998-2001
4.	James Brown	8,049	(7,638p/411r)	1994-97
5.	Peter Gardere	7,409	(7,396p/13r)	1989-92
6.	Chris Simms	6,960	(7,097p/-137r)	1999-2002
7.	Ricky Williams	6,306	(27p/6,279r)	1995-98
8.	Cedric Benson	5,540	(5,540r)	2001-04
9.	Bret Stafford	5,379	(4,735p/644r)	1984-87
10.	David Ash	5,125	(4,728p/397r)	2011-14
11.	Earl Campbell	4,443	(4,443r)	1974-77

TOP RUSHING GAMES BY A QUARTERBACK

1.	267	Vince Young	at Oklahoma State	10/29/2005
2.	200	Vince Young	vs. USC!	1/4/2006
3.	192	Vince Young	vs. Michigan!	1/1/2005
4.	188	Marty Atkins	at Rice	10/26/1974
5.	175	Colt McCoy	at Texas A&M	11/26/2009
6.	164	Eddie Phillips	vs. Notre Dame+	1/1/1971
7.	163	Jerrold Heard	vs. California*	9/19/2015
	163	Vince Young	vs. Nebraska	11/1/2003
9.	158	Vince Young	at Texas Tech	10/23/2004
10.	156	Alan Lowry	vs. Arkansas	10/21/1972
11.	145	Alan Lowry	vs. Utah State	10/7/1972
12.	142	Eddie Phillips	at UCLA	9/18/1971
13.	140	Marty Atkins	at Washington	9/20/1975
14.	135	Marty Atkins	at Arkansas	10/18/1975
15.	129	Eddie Phillips	vs. California	9/19/1970
16.	127	Vince Young	vs. Oklahoma	10/11/2003
	127	Eddie Phillips	at Texas Tech	9/26/1970
18.	125	Bobby Lane	vs. Oklahoma State	10/5/1946
19.	123	Vince Young	vs. Oklahoma State	11/6/2004

TOP 10 LONGEST RUNS BY A QUARTERBACK

1.	80t	Vince Young, at Oklahoma State	10/29/2005
2.	74t	Bret Stafford, vs. Stanford	9/28/1985
3.	65t	Colt McCoy, at Texas A&M	11/26/2009
	65t	Vince Young, vs. Nebraska*	11/1/2003
5.	64	Vince Young, vs. Baylor*	10/25/2003
6.	63	Eddie Phillips, vs. Notre Dame	191/1/71+
7.	60t	Vince Young vs. Michigan	1/1/2005!
	60r	Vince Young, vs. Tulane*	9/27/2003
9.	59	Vince Young, vs. Oklahoma*	10/11/2003
10.	55	David Ash vs. New Mexico State	8/31/2013
	55	Marty Atkins, vs. Arkansas	10/18/1975

* - Freshman | ! - Rose Bowl | + - Cotton Bowl





INDIVIDUAL RECORDS ALL-PURPOSE YARDS

MOST ALL-PURPOSE YARDS

Game	375 [^]	Hodges Mitchell, at Kansas	11/11/2000
Season	2,386	Ricky Williams	1998
Career	7,206	Ricky Williams	1995-98

[^] Big 12 record

TOP 10 ALL-PURPOSE YARDS (SINGLE GAME)

- Hodges Mitchell (11/11/2000) 375 at Kansas (264r/23rec/88p)
- Ricky Williams (10/3/1998) 367 vs. Iowa State (350r/17rec)
- Ricky Williams (9/26/1998) 350 vs. Rice (318r/32rec)
- Roosevelt Leaks (11/3/1973) 342 at SMU (342r)
- D'Onta Foreman (11/5/2016) 341 at Texas Tech (341r)
- Ricky Williams (11/27/1998) 295 vs. Texas A&M (259r/36rec)
- Tony Jones (12/31/1987) 294 vs. Pittsburgh* (-3r/242rec/55ko)
- Jamaal Charles (10/27/2007) 290 vs. Nebraska (290r)
- Jordan Shipley (11/7/2009) 287 vs. UCF (273rec/14p)
- Eric Metcalf (9/17/1988) 285 vs. New Mexico (133r/86rec/47p/19ko)

* Bluebonnet Bowl

TOP 10 ALL-PURPOSE YARDS (SINGLE SEASON)

- Ricky Williams (1998) 2,386 (2,124r/262rec)
- D'Onta Foreman (2016) 2,103 (2,028r/75rec)
- Ricky Williams (1997) 2,043 (1,893r/150rec)
- Cedric Benson (2004) 2,013 (1,834r/179rec)
- Hodges Mitchell (2000) 1,931 (1,118r/386rec/427p)
- Eric Metcalf (1987) 1,921 (1,161r/234rec/324p/202ko)
- Quan Cosby (2007) 1,875 (680rec/178p/1,017ko)
- Jordan Shipley (2009) 1,870 (1,485r/311p/74ko)
- Earl Campbell (1977) 1,855 (1,744r/111rec)
- Mike Adams (1993) 1,854 (68r/908rec/256p/622ko)

TOP 10 ALL-PURPOSE YARDS (CAREER)

- Ricky Williams (1995-98) 7,206 (6,279r/927rec)
- Cedric Benson (2001-04) 6,161 (5,540r/621rec)
- Mike Adams (1992-93, '95-96) 5,822 (139r/3,032rec/1,060p/1,591ko)
- Eric Metcalf (1985-88) 5,705 (2,661r/1,394rec/1,076p/574ko)
- Hodges Mitchell (1997-2000) 4,945 (2,664r/743rec/727p/811ko)
- Quan Cosby (2005-08) 4,701 (2,598rec/372p/1,731ko)
- Earl Campbell (1974-77) 4,571 (4,443r/128rec)
- Jordan Shipley (2006-09) 4,196 (162r/3,191rec/375p/468ko)
- Roy Williams (2000-03) 4,109 (243r/3,866rec)
- Jamaal Charles (2005-07) 3,867 (3,328r/539rec)

MOST TANDEM YARDS*

Game	367	Ricky Williams, vs. Iowa State	10/3/1998
Season	2,386	Ricky Williams	1998
Career	7,206	Ricky Williams	1995-98

TOP 10 TANDEM YARDS (SINGLE GAME)

- Ricky Williams (10/3/1998) 367 vs. Iowa State (350r/17rec)
- Ricky Williams (9/26/1998) 350 vs. Rice (318r/32rec)
- Roosevelt Leaks (11/3/1973) 342 at SMU (342r)
- D'Onta Foreman (11/5/2016) 341 at Texas Tech (341r)
- Ricky Williams (11/27/1998) 295 vs. Texas A&M (259r/36rec)
- Jamaal Charles (10/27/2007) 290 vs. Nebraska (290r)
- Hodges Mitchell (11/11/2000) 287 at Kansas (264r/23rec)
- Cedric Benson (11/28/2003) 283 at Texas A&M (283r)
- Earl Campbell (11/26/1977) 282 at Texas A&M (222r/60rec)
- Cedric Benson (11/10/2001) 281 vs. Kansas (213r/68rec)

TOP 10 TANDEM YARDS (SINGLE SEASON)

- Ricky Williams (1998) 2,386 (2,124r/262rec)
- D'Onta Foreman (2016) 2,103 (2,028r/75rec)
- Ricky Williams (1997) 2,043 (1,893r/150rec)
- Cedric Benson (2004) 2,013 (1,834r/179rec)
- Earl Campbell (1977) 1,855 (1,744r/111rec)
- Jamaal Charles (2007) 1,818 (1,619r/199rec)
- Hodges Mitchell (1999) 1,686 (1,343r/343rec)
- Ricky Williams (1996) 1,563 (1,272r/291rec)
- Hodges Mitchell (2000) 1,504 (1,118r/386rec)
- Jordan Shipley (2009) 1,485 (0r/1,485rec)

TOP 10 TANDEM YARDS (CAREER)

- Ricky Williams (1995-98) 7,206 (6,279r/927rec)
- Cedric Benson (2001-04) 6,161 (5,540r/621rec)
- Earl Campbell (1974-77) 4,571 (4,443r/128rec)
- Roy Williams (2000-03) 4,109 (243r/3,866rec)
- Eric Metcalf (1985-88) 4,055 (2,661r/1,394rec)
- Jamaal Charles (2005-07) 3,867 (3,328r/539rec)
- Hodges Mitchell (1997-2000) 3,407 (2,664r/743rec)
- Chris Gilbert (1966-68) 3,355 (3,231r/124rec)
- Jordan Shipley (2006-09) 3,353 (162r/3,191rec)
- Mike Adams (1992-93, '95-96) 3,171 (139r/3,032rec)

*Does not include special teams

DID YOU KNOW?

Texas has had three different players post the rare double of a 100-yard rushing and 100-yard receiving game during their careers. Johnny "Lam" Jones first accomplished the feat when he rushed for 122 yards against SMU in 1976 and posted 115 receiving yards against TCU in '77. Eric Metcalf did him one better by becoming the first player in Longhorns history to post a 100-yard rushing and 100-yard receiving contest in the same season. Metcalf accomplished the feat in 1985 when he rushed for 123 yards against TCU and posted 120 receiving yards against Rice. Ivan Williams joined the club in 2002 following his 111-yard receiving performance at Nebraska. Williams previously posted a pair of 100-yard rushing games in 2001 (152 vs. Texas Tech; 103 at Houston).

JOHNNY "LAM" JONES (1976-79)

100 yards rushing (1): 122 vs. SMU, 1976.
 100 yards receiving (3): 198 vs. Baylor, 1979; 132 vs. Rice, 1978; 115 vs. TCU, 1977.

ERIC METCALF (1985-88)

100 yards rushing (10): 206 vs. TCU, 1987; 157 vs. Rice, 1987; 156 vs. Texas Tech, 1988; 145 vs. Oregon State, 1987; 133 vs. New Mexico, 1988; 131 vs. Baylor, 1987; 123 vs. TCU, 1985; 106 vs. Baylor, 1988; 104 vs. Houston, 1988; 101 vs. North Texas, 1988.
 100 yards receiving (3): 181 vs. Houston, 1986; 120 vs. Rice, 1985.

IVAN WILLIAMS (1999-2004)

100 yards rushing (2): 152 vs. Texas Tech, 2001; 103 at Houston, 2001.
 100 yards receiving (1): 111 at Nebraska, 2002



INDIVIDUAL RECORDS SPECIAL TEAMS (PLACEKICKING)

MOST EXTRA POINTS ATTEMPTS

Game	10	David Pino, vs. Colorado (Big 12)	12/3/2005
		Billy Schott, at TCU	11/16/1974
Season	77	David Pino	2005
Career	211	Dusty Mangum	2001-04

MOST EXTRA POINTS MADE

Game	10	David Pino, vs. Colorado (Big 12)	12/3/2005
	10	Billy Schott, at TCU	11/16/1974
Season	71	David Pino	2005
Career	208	Dusty Mangum	2001-04

HIGHEST PERCENTAGE OF EXTRA POINTS MADE

Season (min. 20)	1.000 (44-of-44)	Justin Tucker (2011)
	1.000 (27-of-27)	Justin Tucker (2010)
	1.000 (60-of-60)	Hunter Lawrence (2008)
	1.000 (54-of-54)	Dusty Mangum (2002)
	1.000 (46-of-46)	Kris Stockton (1998)
	1.000 (38-of-38)	Phil Dawson (1994)
	1.000 (39-of-39)	Michael Pollak (1990)
	1.000 (22-of-22)	Wayne Clements (1989)
	1.000 (27-of-27)	Jeff Ward (1985)
	1.000 (31-of-31)	Jeff Ward (1983)
	1.000 (28-of-28)	Billy Schott (1972)
	1.000 (24-of-24)	David Conway (1964)
	1.000 (24-of-24)	Tony Crosby (1963)
Career (min. 70)	.992 (121-of-122)	Hunter Lawrence (2006-09)

MOST CONSECUTIVE EXTRA POINTS MADE

1.	121, Dusty Mangum (2001-03)
2.	76, Hunter Lawrence (2008-09)
3.	71, Justin Tucker (2010-11)
4.	60, Ryan Bailey (2006-07)
5.	57, Kris Stockton (1998-99)

MOST FIELD GOAL ATTEMPTS

Season	30	Kris Stockton	1999
Career	79	Phil Dawson	1994-97

MOST FIELD GOALS MADE

Game	5	Justin Tucker vs. Baylor	10/30/2010
	5	Ryan Bailey at UCF	9/15/2007
	5	Kris Stockton at Texas Tech	11/14/2000
	5	Jeff Ward at Arkansas	10/19/1985
Season	24	Hunter Lawrence	2009
Career	59	Phil Dawson	1994-97

TOP FIVE FIELD GOALS MADE (SINGLE GAME)

1.	Justin Tucker	5, vs. Baylor (10/30/2010)
	Ryan Bailey	5, at UCF (9/15/2007)
	Kris Stockton	5, at Texas Tech (11/4/2000)
	Jeff Ward	5, at Arkansas (10/19/1985)
5.	Anthony Fera	4, at West Virginia (11/9/2013)
	Kris Stockton	4, vs. Baylor (10/28/2000)
	Kris Stockton	4, vs. Rice (9/18/1999)
	Kris Stockton	4, vs. Texas A&M (11/27/1998)
	Raul Allegre	4, vs. Texas Tech (10/31/1981)
	John Goodson	4, vs. Missouri (9/29/1979)
	John Goodson	4, vs. Rice (10/6/1979)
	Russell Erxleben	4, vs. TCU (11/18/1978)

TOP FIVE FIELD GOALS MADE (SINGLE SEASON)

1.	Hunter Lawrence	24 (of 27), 2009
2.	Justin Tucker	23 (of 27), 2010
3.	Kris Stockton	22 (of 26), 2000
4.	Anthony Fera	20 (of 22), 2013
	Kris Stockton	20 (of 30), 1999
	Michael Pollack	20 (of 26), 1990

TOP FIVE FIELD GOALS MADE (CAREER)

1.	Phil Dawson	59 (of 79), 1994-97
2.	Kris Stockton	58 (of 77), 1996, '98-2000
	Jeff Ward	58 (of 78), 1983-86
4.	Dusty Mangum	50 (of 73), 2001-04
5.	Russell Erxleben	49 (of 78), 1975-78

HIGHEST FIELD GOAL ACCURACY

Season (min. 10)	.938	Jeff Ward (15-of-16)	1983
Career (min. 25)	.872	Hunter Lawrence (34-of-39)	2006-09

BEST FIELD-GOAL ACCURACY (SINGLE SEASON/MIN. 10 ATTEMPTS)

1.	Jeff Ward	.938 (15-of-16), 1983
2.	Anthony Fera	.909 (20-of-22), 2013
3.	Hunter Lawrence	.889 (24-of-27), 2009
4.	Justin Tucker	.852 (23-of-27), 2010
5.	Kris Stockton	.846 (22-of-26), 2000
6.	Justin Tucker	.810 (17-of-21), 2011

MOST CONSECUTIVE FIELD GOALS MADE

1.	Anthony Fera	15 (2013)
	Phil Dawson	15 (1996-97)
3.	Jeff Ward	13 (1985)

TOP FIVE FIELD GOAL ACCURACY (CAREER/MIN. 25)

1.	Hunter Lawrence	.872 (34-of-39), 2006-09
2.	Justin Tucker	.833 (40-of-48), (2008-11)
	Ryan Bailey	.833 (25-of-30), 2006-09
4.	Kris Stockton	.753 (58-of-77), 1996, '98-2000
5.	Phil Dawson	.747 (59-of-79), 1994-97

LONGEST FIRST FIELD-GOAL ATTEMPT (CAREER)

1.	Mark Schultis	55, at Texas Tech (1994)
2.	Kris Stockton	52, vs. New Mexico State (1998)
3.	Justin Tucker	51, vs. Rice (2010)
4.	Phil Dawson	50, at Pittsburgh (1994)
5.	Nick Jordan	46, vs. Wyoming (2012)
6.	Jason Ziegler	44, at Mississippi State (1991)
7.	Anthony Fera	38, vs. West Virginia (2012)
8.	Scott Szereby	37, vs. Mississippi State (1992)
	Jeff Ward	37, at Auburn (1983)
	Billy Schott	37, vs. Miami (Fla.) (1972)

DID YOU KNOW?

When Selvin Young returned a kickoff 97 yards for a touchdown and a punt 39 yards for a score against New Mexico State in 2003, he became the first Longhorn ever to score on a punt return and a kickoff return in the same game. He also became the first Longhorn to return a punt and kickoff for a score in the same season. Jordan Shipley also accomplished the feat during the 2008 season. Young is one of four Longhorns ever to return a punt and kickoff for a touchdown during his career along with Raymond Clayborn (1973-76), Quan Cosby (2005-08) and Shipley (2004-07). Young is tied with Clayborn for career total kick returns for TDs with three. Both Young and Clayborn returned two punts and one kickoff for scores.





INDIVIDUAL RECORDS 50-YARD FIELD GOALS

MOST 50-YARD FIELD GOALS (CAREER)

1.	Russell Erxleben	11 (1975-78)
2.	Phil Dawson	9 (1994-97)
3.	Scott Szereby	5 (1992-93)
	Wayne Clements	5 (1987-89)
	Jeff Ward	5 (1983-86)
6.	Dusty Mangum	4 (2001-04)
7.	Kris Stockton	3 (1996, '98-2000)
8.	Nick Rose	2 (2011-15)
	Justin Tucker	2 (2008-11)
	Raul Allegre	2 (1981-82)
	John Goodson	2 (1979-80)
	Mike Dean	2 (1972-74)
	Happy Feller	2 (1968-70)

50-YARD FIELD GOAL CLUB - 60

1.	67	Russell Erxleben, vs. Rice	10/1/1977
2.	64	Russell Erxleben, vs. Oklahoma	10/8/1977
3.	60	Russell Erxleben, vs. Texas Tech	10/29/1977
4.	59	Russell Erxleben, vs. Texas A&M	12/2/1978
5.	58	Russell Erxleben, vs. Oklahoma	10/8/1977
	58	Russell Erxleben, at Arkansas	10/15/1977
7.	57	Jeff Ward, at Texas A&M	11/28/1985
	57	Russell Erxleben, vs. Boston College	9/10/1977
	57	Russell Erxleben, vs. SMU	10/23/1976
10.	56	Scott Szereby, vs. Houston	11/4/1993
	56	Michael Pollak, at Baylor	11/24/1990
	56	Mike Dean, at TCU	11/16/1974
13.	55	Mark Schultis, at Texas Tech	10/29/1994
	55	Wayne Clements, at BYU	9/8/1988
	55	Jeff Ward, at Arkansas	10/19/1985
	55	Russell Erxleben, vs. Colorado*	12/27/1975
	55	Happy Feller, vs. UCLA	10/3/1970
18.	54	Phil Dawson, vs. Rutgers	9/6/1997
19.	53	Nick Rose vs. Baylor	12/5/2015
	53	Kris Stockton, vs. Rice	9/26/1998
	53	Phil Dawson, at Texas Tech	11/9/1996
	53	Happy Feller, vs. Oklahoma	10/12/1968
23.	52	Justin Tucker, vs. Kansas	10/29/2011
	52	Ryan Bailey vs. Rice	9/22/2007
	52	Dusty Mangum vs. Texas A&M	11/26/2004
	52	Kris Stockton, vs. New Mexico State	9/5/1998
	52	Phil Dawson, vs. Rutgers	9/6/1997
	52	Phil Dawson, vs. New Mexico State	9/7/1996
	52	Phil Dawson, vs. Virginia Tech+	12/31/1995
	52	Phil Dawson, vs. Houston	11/11/1995
	52	Phil Dawson, vs. Texas Tech	11/4/1995
	52	Scott Szereby, vs. Oklahoma	10/9/1993
	52	Scott Szereby, vs. Rice	10/2/1993
	52	Scott Szereby, vs. Houston	10/24/1992
	52	Scott Szereby, vs. Texas A&M	11/26/1992
	52	Wayne Clements, at Houston	11/11/1989
	52	Wayne Clements, vs. Texas Tech	10/31/1987
	52	Wayne Clements, vs. Oklahoma	10/10/1987
	52	Jeff Ward, at SMU	10/22/1983
	52	Raul Allegre, at SMU	10/24/1981
	52	John Goodson, vs. Arkansas	9/1/1980
	52	Russell Erxleben, at Arkansas	10/15/1977
	52	Russell Erxleben, vs. SMU	10/23/1976
	52	Russell Erxleben, at SMU	11/1/1975
45.	51	Nick Rose, at Oklahoma State	11/15/2014
	51	Justin Tucker, vs. Rice	9/4/2010
	51	Dusty Mangum, vs. North Carolina	9/8/2001
	51	Phil Dawson, vs. Oklahoma	10/11/1997
	51	Jeff Ward, vs. Texas Tech	11/2/1985
	51	Jeff Ward, at Houston	11/5/1983
	51	Raul Allegre, vs. Texas A&M	11/25/1982
52.	50	Anthony Fera, vs. Oklahoma	10/12/2013
	50	Dusty Mangum at Kansas	11/13/2004
	50	Dusty Mangum, vs. Colorado^	10/20/2001
	50	Kris Stockton, at Baylor	9/25/1999
	50	Phil Dawson, vs. Virginia	10/21/1995
	50	Phil Dawson, at Pittsburgh	9/3/1994
	50	Wayne Clements, at SMU	9/23/1989
	50	John Goodson, vs. Missouri	9/29/1979
	50	Mike Dean, at Rice	10/28/1972

* Bluebonnet Bowl // + Sugar Bowl // ^ Big 12 Championship game



INDIVIDUAL RECORDS SPECIAL TEAMS (PUNT RETURNS)

MOST RETURNS

Game	8	Nathan Vasher, vs. North Carolina	9/8/2001
Season	44	Johnnie Johnson	1977
Career	114	Johnnie Johnson	1976-79

MOST RETURN YARDS

Game	173	Nathan Vasher, at Baylor	11/3/2001
Season	554	Nathan Vasher	2001
Career	1,314	Nathan Vasher	2000-03

HIGHEST AVERAGE YARDS PER RETURN

Game (min. 4)	30.8	Nathan Vasher, vs. North Texas (4 for 123)	8/31/2002
Season (min. 12)	22.3	Bobby Dillon (15 for 334)	1950
Career (min. 25)	17.7	Bobby Dillon (47 for 830)	1949-51

TOP 10 RETURNS (SINGLE SEASON)

1.	Johnnie Johnson	44 (1977)
2.	Hodges Mitchell	40 (1999)
3.	Johnnie Johnson	38 (1979)
4.	Nathan Vasher	37 (2001)
5.	Hodges Mitchell	36 (2000)
6.	Eric Metcalf	35 (1985)
	Raymond Clayborn	35 (1976)
8.	Aaron Ross	34 (2005)
9.	Rob Moerschell	33 (1982)
	Herkie Walls	33 (1980)

TOP 10 RETURNS (CAREER)

1.	Johnnie Johnson	114 (1976-79)
2.	Eric Metcalf	101 (1985-88)
3.	Mike Adams	97 (1992-96)
4.	Nathan Vasher	94 (2000-03)
5.	Hodges Mitchell	77 (1997-00)
6.	Aaron Ross	76 (2003-06)
7.	Rob Moerschell	65 (1981-82, 84)
8.	Herkie Walls	51 (1979-82)
9.	Raymond Clayborn	50 (1973-76)
	Bobby Dillon	50 (1949-51)

TOP 10 RETURN YARDS (SINGLE SEASON)

1.	Nathan Vasher	554 (2001)
2.	Johnnie Johnson	538 (1977)
3.	Aaron Ross	500 (2005)
4.	Hodges Mitchell	427 (2000)
5.	Nathan Vasher	370 (2002)
6.	Nathan Vasher	364 (2003)
7.	Raymond Clayborn	335 (1976)
8.	Bobby Dillon	334 (1950)
9.	Eric Metcalf	332 (1985)
10.	Eric Metcalf	324 (1987)

TOP 10 RETURN YARDS (CAREER)

1.	Nathan Vasher	1,314 (2000-03)
2.	Eric Metcalf	1,076 (1985-88)
3.	Mike Adams	1,060 (1992-96)
4.	Johnnie Johnson	1,004 (1977-79)
5.	Aaron Ross	893 (2003-06)
6.	Bobby Dillon	861 (1949-51)
7.	Hodges Mitchell	727 (1997-00)
8.	Rob Moerschell	514 (1981-82,84)
9.	Raymond Clayton	477 (1974-76)
10.	Dean Campbell	436 (1970-71)

HIGHEST AVERAGE YARDS PER RETURN (SINGLE SEASON)

(min. 1.2 returns per team game)			
1.	Bobby Dillon	22.3 (15 for 334), 1950	
2.	Dean Campbell	16.6 (14 for 232), 1971	
3.	Nathan Vasher	15.0 (37 for 554), 2001	
4.	Aaron Ross	14.7 (34 for 500), 2005	
	Mike Adams	14.7 (14 for 206), 1995	
6.	Nathan Vasher	14.2 (26 for 370), 2002	
7.	Bobby Dillon	13.7 (21 for 287), 1951	
8.	Eric Metcalf	13.5 (24 for 324), 1987	
9.	Jordan Shipley	13.0 (24 for 311), 2009	
	Nathan Vasher	13.0 (28 for 364), 2003	

HIGHEST AVERAGE YARDS PER RETURN (CAREER)

(min. 30 returns)		
1.	Bobby Dillon	17.2 (50 for 861), 1949-51
2.	Nathan Vasher	14.0 (94 for 1,314), 2000-03
3.	Dean Campbell	13.2 (33 for 436), 1970-71
4.	Jordan Shipley	12.5 (30 for 375), 2006-09
5.	Aaron Ross	11.8 (76 for 893), 2003-06
6.	Quan Cosby	11.7 (32 for 374), 2005-08
7.	Mike Adams	10.9 (97 for 1,060), 1992-96
8.	Eric Metcalf	10.6 (101 for 1,076), 1985-88
9.	Bob Raley	9.62 (34 for 327), 1950-52
10.	Jaxon Shipley	9.55 (38 for 363), 2011-14
11.	Raymond Clayborn	9.54 (50 for 477), 1974-76

LONGEST PUNT RETURNS

1.	95t	Bohn Hilliard, vs. Oklahoma	10/15/1932
2.	94t	Jim Moore, at SMU	11/3/1973
3.	88t	Aaron Ross, at Missouri	10/1/2005
4.	85t	Daje Johnson, vs. Oklahoma	10/12/2013
	85t	Daje Johnson, Rice	9/12/2015
6.	84t	Bobby Dillon, at Baylor	11/11/1950
7.	81	Quandre Diggs, at Texas A&M	11/24/2011
8.	73t	Jim Moore, at Arkansas	10/20/1973
9.	74t	Jordan Shipley, vs. Colorado	10/10/2009
10.	71t	Aaron Ross, vs. Kansas	11/12/2005
	71t	Selvin Young, at Tulane	9/28/2002
12.	68t	Raymond Clayborn, at Baylor	11/20/1976
	68t	Tim Campbell, at Rice	10/26/1968

MOST PUNT RETURNS FOR TOUCHDOWNS (CAREER)

1.	Jordan Shipley	3 (2006-09)
	Aaron Ross	3 (2003-06)
	Jim Moore	3 (1971-73)
4.	Daje Johnson	2 (2012-15)
	Nathan Vasher	2 (2000-03)
	Selvin Young	2 (2002-06)
	Mike Adams	2 (1992-93, '95-96)
	Raymond Clayborn	2 (1973-76)

ALL-TIME PUNT RETURN FOR TOUCHDOWNS - 28

1.	95	Bo Hilliard, vs. Oklahoma	10/15/1932
2.	94	Jim Moore, at SMU	11/3/1973
3.	88	Aaron Ross, at Missouri	10/1/2005
4.	85	Daje Johnson, vs. Oklahoma	10/12/2013
	85	Daje Johnson, Rice	9/12/2015
6.	74	Jordan Shipley, vs. Colorado	10/10/2009
7.	73	Jim Moore, at Arkansas	10/20/1973
8.	71	Aaron Ross, vs. Kansas	11/12/2005
	71	Selvin Young, at Tulane	9/28/2002
10.	69	James Saxton, at Maryland	9/24/1960
11.	68	Raymond Clayborn, at Baylor	11/20/1976
12.	66	Ted Koy, vs. Tulane	10/6/1962
13.	64	Raymond Clayborn, at Texas A&M	11/28/1975
14.	61	Jim Moore, at Texas A&M	11/23/1972
15.	60	Nathan Vasher, vs. Texas A&M	11/29/2002
	60	Jackie Field, vs. Georgia Tech	1/1/1943
17.	59	Mike Adams, vs. North Texas	9/26/1992
	59	Eric Metcalf, vs. Baylor	11/21/1987
19.	55	Quan Cosby, vs. Sam Houston St.	9/30/2006
20.	54	Mike Adams, vs. Syracuse	9/18/1993
21.	52	Jimmie Johnson, vs. Virginia	9/17/1977
22.	46	Jordan Shipley, vs. Texas Tech	9/19/2009
	46	Aaron Ross, at Rice	9/16/2006
24.	45	Jordan Shipley, at Texas Tech	11/1/2008
25.	44	Nathan Vasher, vs. North Carolina	9/8/2001
26.	41	Perry Samuels, vs. Oregon	12/6/1941
27.	39	Selvin Young, vs. New Mexico St.	8/31/2003
28.	33	John Hagy, vs. Texas Tech	10/31/1987



INDIVIDUAL RECORDS SPECIAL TEAMS (KICK RETURNS)

MOST RETURNS

Game _____	7	Eric Metcalf, at Houston _____	11/7/1987
Season _____	42	Quan Cosby _____	2007
Career _____	72	Quan Cosby _____	2005-08

MOST RETURN YARDS

Game _____	252	Fozzy Wittaker, vs. Oklahoma State _____	10/15/2011
Season _____	1,017	Quan Cosby _____	2007
Career _____	1,731	Quan Cosby _____	2005-08

HIGHEST AVERAGE YARDS PER RETURN

Game (min. 3) _____	42.0	Fozzy Whittaker, vs. Ok. State (6 for 252) _____	10/15/2011
Season (min. 6) _____	42.4	Fozzy Whittaker (10 for 424) _____	2011
Season (min. 1.2 pg) _____	29.4	Ramonce Taylor (15 for 441) _____	2005
Career (min. 12) _____	29.1	Phil Harris (15 for 437) _____	1963-65

TOP 10 RETURNS (SINGLE SEASON)

1. Quan Cosby _____	42 (2007)
2. Kevin Nelson _____	24 (1986)
3. Mike Adams _____	23 (1993)
Hodges Mitchell _____	22 (1997)
5. Daje Johnson _____	22 (2015)
D.J. Monroe _____	21 (2012)
D.J. Monroe _____	21 (2010)
8. Victor Ike _____	20 (2000)
9. Quandre Diggs _____	19 (2011)
Curtis Jackson _____	19 (1994)
Mike Adams _____	19 (1992)

TOP 10 RETURNS (CAREER)

1. Quan Cosby _____	73 (2005-08)
3. D.J. Monroe _____	68 (2009-12)
2. Mike Adams _____	63 (1992-96)
4. Marquise Goodwin _____	44 (2009-12)
Daje Johnson _____	44 (2012-15)
6. Selvin Young _____	43 (2002-06)
Victor Ike _____	43 (1999-01)
Walter Fondren _____	43 (1955-57)
9. Adrian Walker _____	41 (1989-92)
10. Chris Samuels _____	40 (1987-90)
Hodges Mitchell _____	38 (1997-00)

TOP 10 RETURN YARDS (SINGLE SEASON)

1. Quan Cosby _____	1,017 (2007)
2. Mike Adams _____	622 (1993)
3. D.J. Monroe _____	537 (2009)
4. Daje Johnson _____	528 (2015)
5. D.J. Monroe _____	515 (2012)
6. Victor Ike _____	495 (2000)
7. D.J. Monroe _____	474 (2009)
8. Hodges Mitchell _____	467 (1997)
9. Mike Adams _____	454 (1992)
10. Kevin Nelson _____	449 (1986)

TOP 10 RETURN YARDS (CAREER)

1. Quan Cosby _____	1,731 (2005-08)
2. D.J. Monroe _____	1,621 (2009-12)
3. Mike Adams _____	1,591 (1992-96)
4. Victor Ike _____	1,107 (1999-01)
5. Selvin Young _____	994 (2002-06)
6. Marquise Goodwin _____	985 (2009-12)
7. Daje Johnson _____	976 (2012-15)
8. Adrian Walker _____	838 (1989-92)
9. Hodges Mitchell _____	811 (1997-00)
10. Raymond Clayborn _____	808 (1973-76)

TOP 10 AVERAGE YARDS PER RETURN (SINGLE SEASON)

(min. 1.2 returns per team game)

1. Ramonce Taylor _____	29.4 (15-441), 2005
2. Mike Adams _____	27.0 (23-622), 1993
3. Cotton Speyrer _____	25.3 (16-404), 1968
4. Victor Ike _____	24.8 (20-495), 2000
5. D.J. Monroe _____	24.5 (21-515), 2012
Mike Adams _____	24.5 (17-417), 1995
7. Selvin Young _____	24.4 (18-439), 2003
8. Quan Cosby _____	24.2 (42-1,017), 2007
9. Mike Adams _____	23.9 (19-454), 1992
10. Adrian Walker _____	23.6 (15-354), 1990

TOP 10 AVERAGE YARDS PER RETURN (CAREER)

1. Ramonce Taylor _____	27.0 (26-701), 2004-05
2. Victor Ike _____	25.7 (43-1,107), 1999-01
3. Mike Adams _____	25.3 (63-1,591), 1992-96
Raymond Clayborn _____	25.3 (32-808), 1973-76
5. D.J. Monroe _____	24.8 (68-1,685) 2009-12
6. Charles Speyrer _____	24.6 (24-590), 1968-70
7. Quan Cosby _____	23.7 (73-1,731), 2005-08
8. Selvin Young _____	23.1 (43-994), 2002-06
9. Chris Gilbert _____	22.7 (20-453), 1966-68
10. Daje Johnson _____	22.2 (44-976), 2012-15

ALL-TIME KICKOFF RETURN TOUCHDOWNS - 17

1. 100 ___ D.J. Monroe at Oklahoma State _____	9/29/2012
100 ___ Foswhitt "Fozzy" Whittaker vs. Oklahoma _____	10/8/2011
100 ___ Foswhitt "Fozzy" Whittaker vs. Oklahoma State _____	10/15/2011
100 ___ Johnny "Lam" Jones, vs. SMU _____	10/28/1978
5. 97 ___ Selvin Young, vs. New Mexico State _____	8/31/2003
6. 96 ___ Jordan Shipley, vs. Oklahoma _____	10/11/2008
7. 95 ___ Marquise Goodwin, at Texas A&M _____	11/26/2009
95 ___ Raymond Clayborn, vs. Boston College _____	9/14/1974
95 ___ Hugh Wolfe, vs. Minnesota _____	11/14/1936
95 ___ Rembert Watson, vs. Missouri _____	11/16/1901
11. 93 ___ Victor Ike, vs. Oregon! _____	12/29/2000
12. 91 ___ D.J. Monroe, vs. UTEP _____	9/26/2009
91 ___ Quan Cosby, at Texas A&M _____	11/23/2007
14. 90 ___ Alfred Jackson, at TCU _____	11/16/1974
15. 89 ___ D.J. Monroe, vs. ULM _____	9/5/2009
16. 88 ___ Greg Lott, at Texas Tech _____	9/24/1966
17. 80 ___ Rene Ramirez, vs. Rice _____	10/26/1957

* - Texas did not return a kickoff for a TD for 265 games between 1978 and 2000

MOST KICKOFF RETURNS FOR TOUCHDOWN (CAREER)

1. D.J. Monroe _____	3 (2009-12)
2. Foswhitt "Fozzy" Whittaker _____	2 (2008-11)
3. 14 tied _____	1

TOTAL PUNT/KICKOFF RETURNS

MOST RETURNS

Season _____	61	Quan Cosby (19p/42ko) _____	2007
Career _____	160	Mike Adams (97p/63ko) _____	1992-96

MOST RETURN YARDS

Season _____	1,195	Quan Cosby (178p/1,017ko) _____	2007
Career _____	2,651	Mike Adams (1,060p/1,591ko) _____	1992-96

TOP KICKOFF AND PUNT RETURNS FOR TOUCHDOWN (CAREER)

1. Jordan Shpley _____	4 (2006-09)
2. D.J. Monroe _____	3 (2009-12)
Aaron Ross _____	3 (2003-06)
Selvin Young _____	3 (2002-06)
Raymond Clayborn _____	3 (1973-76)
Jim Moore _____	3 (1971-73)

INDIVIDUAL RECORDS SPECIAL TEAMS (PUNTING)

MOST PUNTS

Game	29	Leo Baldwin, vs. TCU	10/1/1927
Season	77	Michael Dickson	2015
Career	217	John Teltschik	1982-85

HIGHEST AVERAGE YARDS PER PUNT

Game (min. 5)	55.0	Michael Dickson vs. Notre Dame (6 for 330)	9/4/2016
Season (min. 30)	46.6	Russell Erxleben (61 for 2,842)	1976
Career (min. 75)	44.2	Russell Erxleben (214 for 9,467)	1975-78

TOP PUNTING AVERAGE (SINGLE SEASON) - MIN. 30 ATTEMPTS

1.	Michael Dickson	47.4	2016
2.	Russell Erxleben	46.6	1976
3.	Alex Waits	46.1	1986
4.	Russell Erxleben	45.9	1977
5.	Alex King	45.3	2012
6.	John Teltschik	45.0	1985
7.	John Teltschik	43.8	1984
8.	John Teltschik	43.7	1983
9.	Alex Waits	43.6	1987
10.	Russell Erxleben	43.4	1978
11.	David Conway	43.3	1965
12.	Alex Waits	42.6	1990
13.	Bobby Lilljedahl	42.6	1988
14.	Bill Bradley	42.5	1966

TOP PUNTING AVERAGE (CAREER) - MIN. 60 ATTEMPTS

1.	Alex Waits	91	4,087	45.30 (1986-87)
2.	Russell Erxleben	214	9,467	44.23 (1975-78)
3.	John Teltschik	216	9,383	43.44 (1982-85)
4.	William Russ	66	2,795	42.35 (2014)
5.	David Conway	63	2,644	41.97 (1964-66)
6.	Bobby Lilljedahl	156	6,498	41.65 (1986-89)
7.	Bill Bradley	153	6,361	41.58 (1966-68)

TOP PUNTING AVERAGE (GAME) - MIN. 5 ATTEMPTS

1.	Michael Dickson, vs. Notre Dame	55.0 (6 for 330)	9/4/2016
2.	John Teltschik, vs. Texas Tech	54.8 (6 for 329)	11/3/1984
3.	Russell Erxleben, vs. SMU	54.2 (5 for 271)	10/23/1976
4.	Michael Dickson, vs. Baylor	52.7 (6 for 316)	10/29/2016
5.	Russell Erxleben, vs. Oklahoma	52.5 (6 for 315)	10/11/1975
6.	Alexander Waits, vs. TCU	51.6 (5 for 258)	11/15/1986
7.	John Teltschik, vs. Texas A&M	51.2 (5 for 256)	11/28/1985
8.	Michael Dickson, at Texas Tech	51.0 (5 for 255)	11/5/2015
8.	William Russ, vs. Iowa State	50.7 (6 for 304)	10/18/2014
9.	William Russ, vs. UCLA	50.5 (6 for 303)	9/13/2014
	John Teltschik, vs. North Texas	50.5 (6 for 303)	9/24/1983

LONGEST PUNTS

1.	82	Alan Lowry, at Baylor	11/11/1972
	82	Jack Collins, vs. California	10/3/1959
3.	80	Russell Erxleben, vs. Houston	11/6/1976
4.	79	Bill Bradley, at Texas Tech	9/24/1966
5.	76	Alex Waits, vs. Colorado	9/22/1990
6.	74	Michael Dickson vs. TCU	11/25/2016
	74	Russell Erxleben, vs. Texas A&M	12/2/1978
	74	Bill Bradley, vs. Tennessee^	1/1/1969
8.	73	John Teltschik, at Texas Tech	11/3/1984
	73	James Saxton, vs. Mississippi^	1/1/1962
10.	72	Duane Vacek, vs. Texas A&M	11/5/1994
	72	Duane Vacek, vs. Texas Tech	10/30/1993
	72	Mike Poujol, vs. Missouri	9/25/1982
	72	Ernie Koy, vs. LSU^	1/1/1963

^ Cotton Bowl

BLOCKED KICKS/PUNTS
MOST BLOCKED KICKS

(blocked kicks were recorded as a statistic beginning in 1975)

Season	4	Aaron Williams (4 FGs)	2008
	4	Brian Robison (3 FGs/1 PAT)	2003
	4	Shane Dronett (3 FGs/1 PAT)	1991
Career	7	Shane Dronett (6 FGs/1 PAT)	1989-91

MOST BLOCKED PUNTS

Season	4	Aaron Williams	2008
	4	Michael Griffin	2005
	4	Terrol Dillon	1999
Career	8	Michael Griffin	2003-06
	5	Aaron Williams	2008-10
	4	Terrol Dillon	1997-99
	4	Tony Jeffery	2001-04



INDIVIDUAL RECORDS DEFENSE

MOST INTERCEPTIONS

Game	4	Bill Bradley, vs. Texas A&M	11/28/1968
Season	8	Earl Thomas	2009
Career	17	Nathan Vasher	2000-03
	17	Noble Doss	1939-41

TOP EIGHT INTERCEPTIONS (SINGLE GAME)

1. Bill Bradley _____ 4, vs. Texas A&M (11/28/1968)
2. Aaron Humphrey _____ 3, vs. Rutgers (9/6/1997)
Tre Thomas _____ 3, vs. Pittsburgh (9/16/1995)
Stephen Braggs _____ 3, at Texas Tech (11/1/1986)
Leslie Derrick _____ 3, vs. Mississippi (12/17/1966)^
Jerry Cook _____ 3, vs. Mississippi (1/1/1962)+
Bill Pyle _____ 3, vs. North Carolina (9/25/1948)
Bobby Layne _____ 3, at Baylor (11/9/1946)

^ Bluebonnet Bowl | + Cotton Bowl

TOP 10 INTERCEPTIONS (SINGLE SEASON)

1. Earl Thomas _____ 8 (2009)
2. Nathan Vasher _____ 7 (2001)
Jerry Gray _____ 7 (1984)
William Graham _____ 7 (1981)
Jack Crain _____ 7 (1940)
Noble Doss _____ 7 (1940)
7. Blake Gideon _____ 6 (2009)
Aaron Ross _____ 6 (2006)
Nathan Vasher _____ 6 (2003)
Dakarai Pearson _____ 6 (2002)
Chris Carter _____ 6 (1995)
Stanley Richard _____ 6 (1988)
Stephen Braggs _____ 6 (1986)
Mossy Cade _____ 6 (1983)
Derrick Hatchett _____ 6 (1979)
Tom Campbell _____ 6 (1969)
Bobby Ray Raley _____ 6 (1951)

TOP 10 INTERCEPTIONS (CAREER)

1. Nathan Vasher _____ 17 (2000-03)
Noble Doss _____ 17 (1939-41)
3. Jerry Gray _____ 16 (1981-84)
4. Derrick Hatchett _____ 15 (1977-80)
5. Dylan Haines _____ 13 (2014-16)
Chris Carter _____ 13 (1993-96)
Stanley Richard _____ 13 (1987-90)
Johnnie Johnson _____ 13 (1976-79)
Bobby Dillon _____ 13 (1949-51)
10. Quandre Diggs _____ 11 (2011-14)
Mossy Cade _____ 11 (1981-83)
William Graham _____ 11 (1979-81)

TOP 10 LONGEST INTERCEPTION RETURNS FOR TOUCHDOWNS

1. 95 _____ Jack Collins, vs. Baylor _____ 10/17/1936
2. 92 _____ Earl Thomas, vs. Colorado _____ 10/10/2009
92 _____ Harrison Stafford, vs. SMU _____ 10/29/1932
4. 91 _____ Marcus Griffin, at Baylor _____ 10/20/2007
5. 90 _____ Clair Branch, at Rice _____ 10/25/1958
90 _____ Mike Robuck, at Rice _____ 10/22/1966
7. 83 _____ Curtis Reeves, vs. TCU _____ 11/12/1955
8. 81 _____ Aaron Williams, vs. Arkansas _____ 9/27/2008
9. 80 _____ Mike Bayer, at TCU _____ 11/14/1970
10. 78 _____ Pat Culppepper, vs. Oklahoma _____ 10/8/1960

MOST INTERCEPTIONS RETURNED FOR TOUCHDOWNS IN A CAREER

1. Michael Huff _____ 4 (2002-05)
2. Rod Babbers _____ 3 (1999-2002)
Greg Brown _____ 3 (1998-2000)
4. Carrington Byndom _____ 2 (2010-13)
Earl Thomas _____ 2 (2008-09)
Brandon Foster _____ 2 (2004-07)
Alan Lowry _____ 2 (1970-72)

MOST INTERCEPTIONS RETURNED FOR TOUCHDOWNS IN A SEASON

1. Earl Thomas _____ 2 (2009)
Brandon Foster _____ 2 (2007)
Michael Huff _____ 2 (2003)
Michael Huff _____ 2 (2002)
Greg Brown _____ 2 (2000)
Alan Lowry _____ 2 (1971)

MOST RETURN YARDS

Game	95	Jack Collins, vs. Baylor	1936
Season	160	Jack Crain	1940
Career	261	Chris Carter	1993-96

HIGHEST AVERAGE YARDS PER RETURN

Season (min. 3)	28.6	John Hagy (4 for 113)	10/17/1987
Career (min. 6)	23.1	Michael Huff (7 for 162)	2002-05
	22.2	Dylan Haines (9 for 200)	2012-present

TOP 10 RETURN YARDS (SINGLE GAME)

1. 95 _____ Jack Collins (on one), vs. Baylor _____ 10/17/1936
2. 92 _____ Earl Thomas, vs. Colorado _____ 10/10/2009
92 _____ Harrison Stafford (on one), vs. SMU _____ 10/29/1932
4. 91 _____ Marcus Griffin (on one), at Baylor _____ 10/20/2007
5. 90 _____ Mike Robuck (on one), at Rice _____ 10/22/1966
90 _____ Clair Branch (on one), at Rice _____ 10/25/1958
7. 85 _____ Milner Thorne, vs. Rice _____ 10/23/1943
8. 83 _____ Curtis Reeves (on one), vs. TCU _____ 11/12/1955
9. 81 _____ Aaron Williams (on one), vs. Arkansas _____ 9/27/2008
10. 80 _____ Mike Bayer (on one), at TCU _____ 11/14/1970

TOP FIVE RETURN YARDS (SINGLE SEASON)

1. Jack Crain _____ 160 (1940)
2. Earl Thomas _____ 149 (2009)
3. Chris Carter _____ 146 (1995)
4. Alan Lowry _____ 121 (1971)
5. Brandon Foster _____ 115 (2007)

TOP FIVE RETURN YARDS (CAREER)

1. Chris Carter _____ 261 (1993-96)
2. Dylan Haines _____ 238 (2014-16)
3. Derrick Johnson _____ 195 (2001-04)
4. Bobby Dillon _____ 190 (1949-51)
5. Derrick Hatchett _____ 166 (1977-80)
6. Michael Huff _____ 162 (2002-05)

TOP 10 LONGEST RETURNS

1. 95t _____ Jack Collins, vs. Baylor _____ 10/17/1936
2. 92t _____ Earl Thomas, vs. Colorado _____ 10/10/2009
92t _____ Harrison Stafford, vs. SMU _____ 10/29/1932
4. 91t _____ Marcus Griffin, at Baylor _____ 10/20/2007
5. 90t _____ Mike Robuck, at Rice _____ 10/22/1966
90t _____ Clair Branch, at Rice _____ 10/25/1958
7. 83t _____ Curtis Reeves, vs. TCU _____ 11/12/1955
8. 81t _____ Aaron Williams, vs. Arkansas _____ 9/27/2008
9. 80t _____ Mike Bayer, at TCU _____ 11/14/1970
10. 78t _____ Pat Culppepper, vs. Oklahoma _____ 10/8/1960





INDIVIDUAL RECORDS DEFENSE

INTERCEPTIONS BY A LINEBACKER

MOST INTERCEPTIONS

Game	3	Aaron Humphrey, vs. Rutgers	9/6/1997
Season	4	Derrick Johnson	2003
	4	Derrick Johnson	2002
	4	Tommy Woodard	1971
	4	Fred Edwards	1966
	4	Tommy Nobis	1965
Career	9	Derrick Johnson	2001-04

TOP 10 INTERCEPTIONS (SINGLE SEASON)

1.	Derrick Johnson	4 (2003)
	Derrick Johnson	4 (2002)
	Tommy Woodard	4 (1971)
	Fred Edwards	4 (1966)
	Tommy Nobis	4 (1965)
6.	Aaron Humphrey [^]	3 (1997)
	Kyle Richardson	3 (1994)
	Glen Gaspard	3 (1972)
	Thomas Campbell	3 (1968)
	Fred Edwards	3 (1964)
	Tommy Nobis	3 (1964)

[^] played only two games at linebacker

TOP FIVE INTERCEPTIONS (CAREER)

1.	Derrick Johnson	9 (2001-04)
	Fred Edwards	8 (1964-66)
3.	Tommy Nobis	7 (1963-65)
4.	Kyle Richardson	5 (1994-97)
	Glen Gaspard	5 (1971-73)

INTERCEPTIONS RETURNED FOR A TD (71)

ALL-TIME INTERCEPTIONS RETURNED FOR TOUCHDOWN

1.	95	Jack Collins vs. Baylor	10/17/1936
2.	92	Earl Thomas vs. Colorado	10/10/2009
	92	Harrison Stafford vs. SMU	10/29/1932
4.	91	Marcus Griffin at Baylor	10/20/2007
5.	90	Mike Robuck at Rice	10/22/1966
	90	Chris Branch at Rice	10/25/1958
7.	84	Bobby Dillon vs. TCU	11/18/1950
8.	83	Curtis Reeves vs. TCU	11/12/1955
9.	81	Aaron Williams vs. Arkansas	9/27/2008
10.	80	Mike Bayer vs. TCU	11/14/1970
11.	78	Pat Culpepper vs. Oklahoma	10/8/1960
12.	77	Curtis Brown at Oklahoma State	10/31/2009
13.	73	Roderick Babers vs. Oklahoma	10/12/2002
14.	74	Dylan Haines vs. Iowa State	10/18/2014
15.	61	Bobby Ray Raley at SMU	11/3/1951
16.	60	Eddie Jones at Baylor	11/14/2009
	60	Derrell Oliver vs. Baylor	11/11/1961
18.	58	Carrington Byndom at Texas A&M	11/24/2011
	58	Jay Arnold vs. Wake Forest	10/6/1973
20.	57	Emmanuel Acho vs. Florida Atlantic	11/20/2010
21.	55	Michael Huff vs. New Mexico State	8/31/2003
22.	54	Roderick Babers vs. Colorado	10/20/2001
23.	52	Ricky Churchman vs. Baylor	11/25/1978
	52	Alan Lowry vs. Rice	10/23/1971
25.	49	Joey Ellis vs. Louisville	9/10/1994
	49	Frank Guess vs. Missouri	9/21/1946
27.	47	Derrick Johnson vs. New Mexico State	8/31/2003
	47	Johnnie Johnson vs. TCU	11/18/1978
29.	46	Bobby Dillon at TCU	11/18/1950
30.	45	Jason Reeves vs. Pittsburgh	9/16//1995
	45	Bobby Dillon vs. Oklahoma	10/14//1950
32.	43	Lee Brockman vs. TCU	11/14//1987
33.	42	Dakarai Pearson vs. Houston	9/23//2000
34.	41	Holton Hill vs. Oklahoma State	9/26//2015
	41	Johnny Tatum vs. SMU	10/30/1954
36.	39	Brandon Foster at Iowa State	10/13/2007
37.	35	James Lee vs. Oregon State	9/26/1987
38.	34	Matt Melton vs. Baylor	10/14/2006
	34	Sammie Mason vs. TCU	11/16/1974
	34	Randy Braband vs. Rice	10/28/1972
41.	33	Brandon Foster at UCF	9/15/2007
42.	31	Chris Whaley vs. Oklahoma	10/12/2013
	31	Earl Thomas at Oklahoma State	10/21/2009
	31	Greg Brown vs. Oklahoma State	11/6/1999
	31	Alan Lowry vs. SMU	10/30/1971
46.	30	Glenn Blackwood vs. Rice	10/1/1977
47.	29	John Hagy vs. Rice	10/3/1987
48.	28	Carrington Byndom vs. Oklahoma	10/13/2012
	28	Michael Huff vs. Texas A&M	11/29/2002
50.	27	Michael Huff at Oklahoma State	11/8/2003
	27	Michael Huff vs. Houston	9/21/2002
	27	David Fulbright vs. Rice	10/5/1985
53.	26	Boone Powell at Texas Tech	11/3/1990
	26	Mike Campbell vs. Texas Tech	9/27/1969
	26	Mike Perrin vs. Oklahoma State	10/5/1968
56.	25	Britt Hager vs. Oregon State	9/26/1987
57.	24	Norman Watkins vs. Houston	10/24/1992
58.	23	O.J. McClintock vs. Houston	9/23/2000
	23	Grady Cavness vs. TCU	11/16/1991
	23	Lance Gunn at Texas Tech	11/3/1990
61.	22	Steve Edmond at Mississippi	9/15/2012
	22	Ryan Palmer vs. Baylor	11/8/2008
	22	Cory Redding vs. North Carolina	9/8/2001
	22	Lee Jackson vs. Texas Tech	11/13/1999
65.	21	Doug Shankle vs. TCU	11/15/1980
66.	20	John Hagy vs. Texas Tech	10/31/1987
67.	18	Lewis Holder vs. Alabama	1/1/1948
68.	15	Roderick Babers vs. Missouri	10/21/2000
69.	10	Greg Brown vs. Texas A&M	11/24/2000
70.	2	Brian Robison vs. Missouri	10/16/2004
71.	1	Tim Campbell vs. Rice	9/16/1978





INDIVIDUAL RECORDS DEFENSE

TACKLES

MOST TOTAL TACKLES

(tackles were recorded as a statistic beginning in 1975)

Game	27	Britt Hager	vs. Texas Tech, 10/31/1987
Season	195	Britt Hager	1988
Career	499	Britt Hager	1984-88

MOST SOLO TACKLES

(solo tackles were recorded as a statistic beginning in 1978)

Season	123	Tony Degrate	1984
Career	325	Doug Shankle	1978-81

MOST TOTAL TACKLES (SOLO, ASSISTED) (SINGLE GAME)

1.	27 (14, 13)	Britt Hager, vs. Texas Tech	10/31/1987
2.	25 (13, 12)	Steve McMichael vs. Texas Tech	11/3/1979
	25 (1, 24)	Lionel Johnson, vs. Texas A&M	11/25/1976
4.	24 (8, 16)	Britt Hager vs. Auburn	9/5/1987
5.	23 (16, 7)	Marcus Griffin vs. Texas A&M	11/25/2005
	23 (14, 9)	Van Malone vs. Texas A&M	11/25/1993
	23 (10, 13)	Winfred Tubbs vs. Baylor	11/21/1992
	23 (10, 13)	Britt Hager vs. Oklahoma	10/10/1987
	23 (10, 13)	Bill Hamilton vs. Houston	11/6/1976
	23 (9, 14)	Britt Hager vs. Baylor	11/19/1988
	23 (4, 19)	Lionell Johnson vs. Oklahoma	10/9/1976

MOST TOTAL TACKLES (SINGLE SEASON)

1.	Britt Hager	195 (1988)
2.	Britt Hager	187 (1987)
3.	Lionel Johnson	175 (1976)
4.	Winfred Tubbs	157 (1992)
5.	Bill Hamilton	154 (1976)
6.	Tony Edwards	149 (1984)
7.	Jordan Hicks	147 (2014)
8.	Tony Degrate	147 (1984)
9.	Doug Shankle	144 (1980)
10.	Steve McMichael	142 (1978)

MOST TOTAL TACKLES (CAREER)

1.	Britt Hager	499 (1984-88)
2.	Doug Shankle	478 (1978-81)
3.	Derrick Johnson	458 (2001-04)
4.	Anthony Curl	403 (1989-92)
5.	Chris Carter	401 (1993-96)
6.	Dusty Renfro	370 (1995-98)
7.	Steve McMichael	369 (1976-79)
8.	Michael Griffin	364 (2003-06)
9.	Bruce Scholtz	351 (1977-81)
10.	Tyson King	346 (1993-96)

TOP FIVE SOLO TACKLES (SINGLE SEASON)

1.	Tony Degrate	123 (1984)
2.	Britt Hager	120 (1988)
3.	Tony Edwards	119 (1984)
4.	Ty Allert	107 (1984)
5.	Doug Shankle	106 (1980)

TOP FIVE SOLO TACKLES (CAREER)

1.	Doug Shankle	325 (1978-81)
2.	Britt Hager	308 (1984-88)
3.	Ty Allert	287 (1982-85)
4.	Derrick Johnson	281 (2001-04)
5.	Chris Carter	265 (1993-96)

TACKLES FOR LOSS

MOST TACKLES FOR LOSS

(tackles for loss were recorded as a statistic beginning in 1975)

Game	7.0	Tim Crowder	Rice (9/16/2006)
Season	33	Kiki DeAyala	1982
Career	65	Derrick Johnson	2001-04

MOST TACKLES FOR LOSS (SINGLE GAME)

1.	Tim Crowder	7.0, vs. Rice (9/16/2006)
2.	Steve McMichael	6.5, vs. Texas Tech (11/3/1979)
3.	Alex Okafor	6.0, vs. Oregon State (12/29/2012)
	Casey Hampton	6.0, vs. Kansas State (10/2/1999)
	Shane Dronett	6.0, at Texas Tech (11/3/1990)
	Kenneth Sims	6.0, at SMU (10/24/1981)
7.	Emmanuel Acho	5.0, at Missouri (11/12/2011)
	Emmanuel Acho	5.0, vs. Oklahoma (10/9/2010)
	Michael Huff	5.0, at Texas A&M (11/25/2005)
	De'Andre Lewis	5.0, at Colorado (10/14/2000)
	Cory Redding	5.0, vs. Missouri (10/21/2000)
	Shaun Rogers	5.0, vs. Nebraska (10/23/1999)
	Anthony Hicks	5.0, at Nebraska (10/31/1998)
	Cedric Woodard	5.0, at Texas Tech (11/14/1998)
	Tony Degrate	5.0, at Texas Tech (11/3/1984)
	Kiki DeAyala	5.0, vs. Utah (9/18/1982)
	Kiki DeAyala	5.0, at TCU (10/24/1982)
	Ken McCune	5.0, at Rice (10/4/1980)
	Doug Shankle	5.0, at Texas A&M (12/1/1979)
	Steve McMichael	5.0, vs. Wyoming (9/23/1978)

MOST TACKLES FOR LOSS (SINGLE SEASON)

1.	Kiki DeAyala	33 (1982)
2.	Shaun Rogers	27 (1999)
3.	Cory Redding	24 (2002)
4.	Jackson Jeffcoat	22 (2013)
	Lamarr Houston	22 (2009)
	Sergio Kindle	22 (2009)
	Tony Degrate	22 (1983)
8.	Jackson Jeffcoat	21 (2011)
	Casey Hampton	21 (1999)
	Kenneth Sims	21 (1981)
	Bruce Scholtz	21 (1980)

MOST TACKLES FOR LOSS (CAREER)

1.	Derrick Johnson	65 (2001-04)
2.	Jackson Jeffcoat	60 (2010-13)
	Kiki DeAyala	60 (1979-82)
4.	Cory Redding	57 (1999-2002)
5.	Casey Hampton	54 (1996-2000)
6.	Shaun Rogers	53 (1997-2000)
7.	Aaron Humphrey	51 (1996-99)
	Doug Shankle	51 (1978-81)
9.	Bruce Scholtz	50 (1977-81)
10.	Tony Brackens	49 (1993-95)
11.	Tony DeGrate	47 (1981-84)

SACKS

MOST SACKS

(sacks were recorded as a statistic beginning in 1975)

Game	5.0	Shane Dronett	at Texas Tech (11/3/1990)
Season	22.5	Kiki DeAyala	1982
Career	40.5	Kiki DeAyala	1979-82

MOST SACKS (SINGLE GAME)

1.	Shane Dronett	5.0, at Texas Tech (11/3/1990)
2.	Alex Okafor	4.5, vs. Oregon State (12/29/2012)
3.	Cedric Woodard	4.0, vs. Texas A&M (11/27/1998)
	Aaron Humphrey	4.0, at Texas Tech (11/14/1998)
	Dwight Jefferson	4.0, vs. Arkansas (10/21/1978)

INDIVIDUAL RECORDS DEFENSE

SACKS (CONT)

MOST SACKS (SINGLE SEASON)

1.	Kiki DeAyala	22.5 (1982)
2.	Ken McCune	14 (1980)
	Bill Acker	14 (1978)
	Tim Campbell	14 (1977)
5.	Jackson Jeffcoat	13 (2013)
	Dwight Jefferson	13 (1978)
	Tim Campbell	13 (1975)
7.	Alex Okafor	12.5 (2012)
8.	Tony Degrate	12 (1984)
	Kiki DeAyala	12 (1981)
	Steve McMichael	12 (1977)
11.	Brian Orakpo	11.5 (2008)
	Kenneth Sims	11.5 (1980)
	Dewey Turner	11.5 (1980)

MOST SACKS (CAREER)

1.	Kiki DeAyala	40.5 (1980-82)
2.	Tim Campbell	39.5 (1975-79)
3.	Tony Degrate	31 (1981-84)
4.	Kenneth Sims	29 (1978-81)
	Bill Acker	29 (1975-79)
6.	Steve McMichael	28.5 (1976-79)
7.	Jackson Jeffcoat	27.5 (2010-13)
8.	Ty Allert	27 (1982-85)
9.	Aaron Humphrey	24.5 (1996-99)
10.	Tony Brackens	24 (1993-95)
11.	Sam Acho	23.5 (2007-10)
12.	Alex Okafor	22 (2009-12)
	Brian Orakpo	22 (2005-08)
	Cory Redding	22 (1999-2002)
	Shane Dronett	22 (1989-91)
	James Patton	22 (1988-91)

PASS BREAKUPS

MOST PASS BREAKUPS

(pass breakups were recorded as a statistic beginning in 1975)

Game	6	Aaron Ross vs. Iowa State	9/23/2006
Season	26	Nathan Vasher	2003
Career	64	Nathan Vasher	2000-03

TOP 10 PASS BREAKUPS (SINGLE GAME)

1.	6	Aaron Ross vs. Iowa State	9/23/2006
2.	5	Quentin Jammer vs. Baylor	11/3/2001
	5	Mark Berry vs. Texas Tech	11/2/1991
	5	Rick Churchman vs. Baylor	11/19/1977
5.	4	16 times	

TOP 10 PASS BREAKUPS (SINGLE SEASON)

1.	Nathan Vasher	26 (2003)
2.	Quentin Jammer	24 (2001)
3.	Vance Bedford	22 (1981)
4.	Rod Babers	21 (2002)
	Mossy Cade	21 (1983)
6.	Quentin Jammer	20 (2000)
7.	Aaron Ross	19 (2006)
	Eric Jeffries	19 (1986)
9.	Nathan Vasher	18 (2001)
	Mike Hatchett	18 (1980)

TOP 10 PASS BREAKUPS (CAREER)

1.	Nathan Vasher	64 (2000-03)
2.	Quentin Jammer	57 (1997-2001)
3.	Derrick Hatchett	55 (1977-80)
4.	Rod Babers	49 (1999-2002)
5.	Vance Bedford	47 (1977-81)
6.	Michael Huff	44 (2002-05)
	Stanley Richard	44 (1987-90)
8.	Mark Berry	43 (1988-91)
9.	Quandre Diggs	37 (2011-14)
	Mossy Cade	37 (1980-83)

QUARTERBACK PRESSURES

MOST QUARTERBACK PRESSURES

(QB pressures were recorded as a statistic beginning in 1975)

Season	56	Kiki DeAyala	1982
Career	117	Kiki DeAyala	1979-82

TOP 10 QUARTERBACK PRESSURES (SINGLE SEASON)

1.	Kiki DeAyala	56 (1982)
2.	Kiki DeAyala	47 (1981)
3.	Steve McMichael	43 (1978)
4.	Eric Holle	42 (1983)
5.	James McKinney	40 (1984)
6.	Tony Degrate	38 (1984)
	Ken McCune	38 (1980)
8.	Cory Redding	37 (2002)
9.	Sergio Kindle	36 (2009)
	Blake Brawner	36 (1986)
	Kenneth Sims	36 (1980)

FORCED FUMBLES

MOST FORCED FUMBLES

(forced fumbles were recorded as a statistic beginning in 1975)

Season	9	Derrick Johnson	2004
Career	15	Kenneth Sims	1978-81

TOP 10 FORCED FUMBLES (SINGLE SEASON)

1.	Derrick Johnson	9 (2004)
2.	Bill Hamilton	7 (1975)
3.	Aaron Humphrey	6 (1999)
	Kiki DeAyala	6 (1982)
	Kenneth Sims	6 (1981)
	Bill Acker	6 (1978)
7.	Cedric Reed	5 (2013)
	Sam Acho	5 (2010)
	Tony Brackens	5 (1995)
	Brian Jones	5 (1990)
	Stephen Braggs	5 (1986)
	Kenneth Sims	5 (1980)
	Robin Sendlein	5 (1978)
	Tim Campbell	5 (1975)

TOP FIVE FORCED FUMBLES (CAREER)

1.	Kenneth Sims	15 (1978-81)
2.	Robin Sendlein	12 (1977-80)
3.	Derrick Johnson	11 (2001-04)
	Steve McMichael	11 (1976-79)
	Brad Shearer	11 (1975-77)

FUMBLE RECOVERIES

MOST FUMBLE RECOVERIES

(fumble recoveries were recorded as a statistic beginning in 1975)

Season	5	Sam Acho	2010
	5	D.D. Lewis	2000
	5	Tim Campbell	1975
Career	10	D.D. Lewis	1998-2001

TOP FIVE FUMBLE RECOVERIES (SINGLE SEASON)

1.	Sam Acho	5 (2010)
	D.D. Lewis	5 (2000)
	Tim Campbell	5 (1975)
4.	12 players tied with	4

TOP 10 FUMBLE RECOVERIES (CAREER)

1.	D.D. Lewis	10 (1998-2001)
2.	Oscar Giles	9 (1987-90)
	Tim Campbell	9 (1975-79)
	Sam Acho	9 (2007-10)
5.	Michael Griffin	7 (2003-06)
	Aaron Humphrey	7 (1996-99)
	Kenneth Sims	7 (1978-81)
	Bruce Scholtz	7 (1977-81)
9.	Donald McCowen	6 (1997-98)
	James Patton	6 (1988-91)
	Britt Hager	6 (1984-88)
	Gerard Senegal	6 (1984-87)
	Jerry Gray	6 (1982-84)



INDIVIDUAL RECORDS FRESHMAN RECORDS

RUSHING

MOST YARDS

Game _____ 276 _____ Chris Warren, III, Texas Tech _____ 11/26/2015
 Season _____ 1,053 _____ Cedric Benson _____ 2001

MOST ATTEMPTS

Game _____ 31 _____ Cedric Benson, at Missouri/at Okla. State _____ 2001
 Season _____ 223 _____ Cedric Benson _____ 2001

100-YARD GAMES - 52

1. 276 _____ Chris Warren, III. (on 25 attempts) _____ Texas Tech (11/26/2015)
2. 213 _____ Cedric Benson (on 28 attempts) _____ vs. Kansas (11/10/2001)
3. 191 _____ Joe Bergeron (on 23 attempts) _____ vs. Texas Tech (11/5/2011)
4. 189 _____ Jamaal Charles (on 16 attempts) _____ vs. Rice (9/17/2005)
5. 187 _____ ^Charles Hunter (on 22 attempts) _____ at Houston (11/9/1985)
6. 182 _____ Johnny "Lam" Jones (on 15 attempts) _____ at Rice (10/2/1976)
7. 167 _____ ^Adrian Walker (on 30 attempts) _____ vs. TCU (11/18/1989)
8. 163 _____ ^Jerrod Heard (on 24 attempts) _____ vs. California (9/19/2015)
- 163 _____ ^Vince Young (on 14 attempts) _____ vs. Nebraska (11/1/2003)
- 163 _____ Ricky Williams (on 24 attempts) _____ at Texas A&M (12/2/1995)
11. 157 _____ Cedric Benson (on 31 attempts) _____ at Missouri (10/27/2001)
12. 153 _____ Darron Norris (on 11 attempts) _____ at Stanford (9/28/1985)
13. 151 _____ ^Adrian Walker (on 28 attempts) _____ vs. Rice (10/7/1989)
14. 147 _____ Winfred Tubbs (on 29 attempts) _____ vs. Texas A&M (12/2/1989)
15. 139 _____ Ricky Williams (on 14 attempts) _____ vs. Virginia (10/21/1995)
16. 138 _____ Malcolm Brown (on 19 attempts) _____ vs. Oklahoma State (10/15/2011)
17. 136 _____ Joe Bergeron (on 13 attempts) _____ vs. Kansas (10/29/2011)
18. 135 _____ Jamaal Charles (on 14 attempts) _____ vs. La.-Lafayette (9/3/2005)
19. 134 _____ Butch Hadnot (on 23 attempts) _____ vs. Houston (11/10/1990)
20. 131 _____ Cedric Benson (on 31 attempts) _____ at Oklahoma State (10/13/2001)
21. 127 _____ ^Vince Young (on 15 attempts) _____ vs. Oklahoma (10/11/2003)
- 127 _____ Graylon Wyatt (on 11 attempts) _____ vs. Wyoming (9/21/1974)
- 127 _____ Raymond Clayborn (on 5 attempts) _____ vs. Arkansas (10/20/1973)
- 127 _____ Earl Campbell (on 28 attempts) _____ vs. Texas A&M (11/29/1974)
25. 125 _____ Earl Campbell (on 16 attempts) _____ vs. Washington (10/5/1974)
26. 123 _____ Eric Metcalf (on 11 attempts) _____ vs. TCU (11/16/1985)
27. 122 _____ Johnny "Lam" Jones (on 9 attempts) _____ vs. SMU (10/23/1976)
28. 119 _____ Malcolm Brown (on 28 attempts) _____ vs. Kansas (10/29/2011)
29. 118 _____ Mark McBath (on 12 attempts) _____ vs. Arkansas (12/4/1976)
30. 116 _____ Jamaal Charles (on 9 attempts) _____ vs. Oklahoma (10/8/2005)
31. 115 _____ ^Jerrod Heard (on 21 attempts) _____ vs. Oklahoma (10/10/10/10/2015)
32. 114 _____ Priest Holmes (on 16 attempts) _____ vs. Houston (10/24/1992)
33. 113 _____ Ricky Williams (on 15 attempts) _____ vs. Texas Tech (11/4/1995)
34. 112 _____ ^Charles Hunter (on 16 attempts) _____ vs. Missouri (9/21/1985)
35. 111 _____ Johnathan Gray (on 18 attempts) _____ at Kansas (10/27/2012)
- 111 _____ Raymond Clayborn (on 16 attempts) _____ vs. Baylor (11/16/1973)
37. 110 _____ Malcolm Brown (on 22 attempts) _____ vs. UCLA (9/17/2011)
38. 109 _____ ^Tre' Newton (on 16 attempts) _____ at Texas A&M (11/26/2009)
- 109 _____ Edwin Simmons (on 5 attempts) _____ vs. Rice (10/1/1983)
- 109 _____ Earl Campbell (on 8 attempts) _____ vs. Arkansas (10/19/1974)
41. 108 _____ Cedric Benson (on 26 attempts) _____ at Baylor (11/3/2001)
42. 107 _____ Tre' Newton (on 16 attempts) _____ at Texas A&M (11/26/2009)
43. 106 _____ Johnathan Gray (on 20 attempts) _____ at Texas Tech (11/3/2012)
44. 105 _____ Earl Campbell (on 18 attempts) _____ at Rice (10/26/1974)
45. 104 _____ ^Rodrick Walker (on 24 carries) _____ vs. TCU (11/16/1991)
46. 102 _____ ^Cody Johnson (on 8 attempts) _____ vs. Texas A&M (11/27/2008)
47. 101 _____ ^Vince Young (on 9 attempts) _____ at Baylor (10/25/2003)
- 101 _____ Butch Hadnot (on 17 carries) _____ vs. Miami (Fla.) (1/1/1991)+
- 101 _____ Jimmy Johnson (on 11 attempts) _____ vs. Texas Tech (10/30/1976)
50. 100 _____ Cedric Benson (on 23 attempts) _____ vs. Colorado (12/1/2001)
- 100 _____ Edwin Simmons (on 14 attempts) _____ vs. Oklahoma (10/8/1983)
- 100 _____ A.J. "Jam" Jones (on 19 carries) _____ vs. Maryland (12/23/1978)*

100-YARD GAMES (SINGLE SEASON)

1. Cedric Benson _____ 5 (2001)
2. Earl Campbell _____ 4 (1974)
3. Malcolm Brown _____ 3 (2011)
- Jamaal Charles _____ 3 (2005)
- ^Vince Young _____ 3 (2003)
- Ricky Williams _____ 3 (1995)
7. Chris Warren III _____ 2 (2015)
- ^Jerrod Heard _____ 2 (2015)
- Johnathan Gray _____ 2 (2012)
- Joe Bergeron _____ 2 (2011)
- Edwin Simmons _____ 2 (1983)
- Johnny "Lam" Jones _____ 2 (1976)

500-YARD SEASONS

1. 1,053 _____ Cedric Benson (on 223 attempts) _____ 2001
2. 998 _____ ^Vince Young (on 135 attempts) _____ 2003
3. 990 _____ Ricky Williams (on 166 attempts) _____ 1995
4. 928 _____ Earl Campbell (on 162 attempts) _____ 1974
5. 878 _____ Jamaal Charles (on 119 attempts) _____ 2005
6. 814 _____ ^Adrian Walker (on 193 attempts) _____ 1989
7. 779 _____ Malcolm Brown (on 172 attempts) _____ 2011
8. 717 _____ ^Charles Hunter (on 154 attempts) _____ 1985
9. 701 _____ Johnathan Gray (on 149 attempts) _____ 2012
10. 624 _____ Johnny "Lam" Jones (on 118 attempts) _____ 1976
11. 590 _____ Graylon Wyatt (on 76 attempts) _____ 1974
12. 556 _____ ^Jerrod Heard (on 136 attempts) _____ 2015
13. 552 _____ ^Tre' Newton (on 116 attempts) _____ 2009
14. 541 _____ Butch Hadnot (on 99 attempts) _____ 1990
15. 508 _____ ^Phil Brown (on 113 attempts) _____ 1990

TOP FIVE FRESHMAN DEBUT GAMES

1. Jamaal Charles _____ 135, vs. La.-Lafayette (9/3/2005)
2. Ramonce Taylor _____ 96, vs. North Texas (9/4/2004)
3. Ricky Williams _____ 95, at Hawai'i (9/2/1995)
4. Jalen Overstreet _____ 92, vs. New Mexico State (8/31/2013)
5. Malcolm Brown _____ 86, vs. Rice (9/3/2011)

LONGEST RUNS

1. 91t _____ Chris Warren, III, Texas Tech _____ 11/26/2015
2. 85t _____ Raymond Clayborn, vs. Arkansas _____ 10/20/1973
3. 84t _____ Daje Johnson, vs. Baylor _____ 10/20/2012
4. 80t _____ Jamaal Charles, vs Oklahoma _____ 10/8/2005
5. 76 _____ Edwin Simmons, vs. Rice _____ 10/1/1983
6. 74 _____ Ramonce Taylor vs. North Texas _____ 9/4/2004
- 74 _____ Winfred Tubbs, vs. Texas A&M _____ 12/2/1989
8. 71t _____ Eric Metcalf, vs. TCU _____ 11/16/1985
9. 70 _____ Daje Johnson, vs. Kansas State _____ 12/1/2012
10. 68 _____ Earl Campbell, vs. Arkansas _____ 10/19/1974
11. 67 _____ Edwin Simmons, vs. Oklahoma _____ 10/8/1983
12. 65t _____ ^Vince Young, vs. Nebraska _____ 11/1/2003
- 65t _____ Ricky Williams, vs. Hawai'i _____ 9/2/1995
- 65t _____ Butch Hadnot, vs. SMU _____ 10/27/1990

MOST TOUCHDOWNS

Game _____ 4 _____ Chris Warren, III, Texas Tech _____ 11/26/2015
 Season _____ 12 _____ Cody Johnson _____ 2008
 _____ 12 _____ Cedric Benson _____ 2001

MOST TOUCHDOWNS (SINGLE SEASON)

1. ^Cody Johnson _____ 12 (2008)
- Cedric Benson _____ 12 (2001)
3. Jamaal Charles _____ 11 (2005)
- ^Vince Young _____ 11 (2003)
5. Henry Melton _____ 10 (2005)

^ redshirt freshman | + Cotton Bowl | * Sun Bowl



INDIVIDUAL RECORDS FRESHMAN RECORDS

TOP FRESHMAN RUSHING DUOS

MOST YARDS (SINGLE SEASON)

1. 1,518	Earl Campbell (162-928-6)	1974
	Graylon Wyatt (76-590-8)	
2. 1,310	Jamaal Charles (119-878-11)	2005
	Henry Melton (87-432-10)	
3. 1,253	Malcolm Brown (172-779-5)	2011
	Joe Bergeron (72-474-5)	

MOST TOUCHDOWNS (SINGLE SEASON)

1. 21	Jamaal Charles (119-878-11)	2005
	Henry Melton (87-432-10)	
2. 14	Earl Campbell (162-928-6)	1974
	Graylon Wyatt (76-590-8)	
3. 10	Malcolm Brown (172-779-5)	2011
	Joe Bergeron (72-474-5)	

VICTORIES BY FRESHMAN QUARTERBACKS

VICTORIES BY A FRESHMAN QUARTERBACK

1. 10	^Colt McCoy (10-3)	2006
2. 8	^Major Applewhite (8-2)	1998
3. 6	^Vince Young (6-1)	2003
4. 5	Shane Buechele (5-7)	2016
	^Shea Morenz (5-5-1)	1993
	Bobby Layne (5-3)	1944
7. 4	^Jerrod Heard (4-6)	2015
	^James Brown (4-0)	1994
	^Peter Gardere (4-3)	1989
10. 3	David Ash (3-3)	2011
11. 2	Mark McBath (2-2)	1976
12. 1	^Mark Murdock (1-5)	1988
	Rick McIvor (1-2)	1979
	Donnie Little (1-0)	1978
	Sam Ansley (1-0)	1977

STARTS BY FRESHMAN QUARTERBACKS

STARTS BY A FRESHMAN QUARTERBACK

1. 13	^Colt McCoy (10-3)	2006
2. 12	Shane Buechele (5-7)	2016
3. 11	^Shea Morenz (5-5-1)	1993
4. 10	^Jerrod Heard (4-6)	2015
	^Major Applewhite (8-2)	1998
6. 8	Bobby Layne (5-3)	1944
7. 7	^Vince Young (6-1)	2003
	^Peter Gardere (4-3)	1989
9. 6	David Ash (3-3)	2011
	^Mark Murdock (1-45)	1988
11. 4	^James Brown (4-0)	1994
	Mark McBath (2-2)	1976
13. 3	Rick McIvor (1-2)	1979
14. 1	Chris Simms (0-1)	1999
	^Todd Dodge (0-1)	1982
	Donnie Little (1-0)	1978
	Sam Ansley (1-0)	1977
	Zeke Martin (0-1)	1944

PASSING

MOST YARDS

Game	408	^Major Applewhite, vs. Oklahoma State	11/7/1998
Season	2,958	Shane Buechele	2016

TOP FIVE PASSING YARDS (SINGLE GAME)

1. 408	^Major Applewhite (29-of-40)	vs. Oklahoma State (11/7/1998)
2. 364	^Jerrod Heard (20-31-1 INT)	vs. California (9/19/2015)
3. 347	^Shea Morenz (23-of-47)	at Colorado (9/4/1993)
4. 346	^Colt McCoy (23-of-29)	vs. Oklahoma State (11/4/2006)
5. 326	^Mark Murdock (23-of-35)	vs. Texas Tech (10/29/1988)
6. 320	^James Brown (22-of-27)	vs. Houston (11/12/1994)

1,000-YARD SEASONS

1. 2,958	Shane Buechele (236-of-391)	2016
1. 2,570	^Colt McCoy (217-of-318)	2006
2. 2,453	^Major Applewhite (159-of-273)	1998
3. 2,341	^Shea Morenz (183-of-335)	1993
5. 1,511	^Peter Gardere (107-of-186)	1989
6. 1,214	^Jerrod Heard (92-of-159)	2015
7. 1,189	^Mark Murdock (98-of-202)	1988
8. 1,155	^Vince Young (84-of-143)	2003
9. 1,079	David Ash (99-of-174)	2011
10. 1,047	^James Brown (80-of-115)	1994

MOST TOUCHDOWNS

Game	6	^Colt McCoy, vs. Baylor	10/14/2006
Season	29	^Colt McCoy	2006

TOP FIVE TOUCHDOWNS (SINGLE GAME)

1. ^Colt McCoy	6, vs. Baylor (2006)	
2. ^James Brown	5, at Baylor (1994)	
3. Shane Buechele	4, vs UTEP (9/10/2016)	
	^Colt McCoy	4, at Texas Tech (2006)
	^Major Applewhite	4, at Texas Tech (1998)
	^James Brown	4, vs. Houston (1994)

TOP FIVE TOUCHDOWNS (SINGLE SEASON)

1. ^Colt McCoy	29 (2006)
2. Shane Buechele	21 (2016)
3. ^Major Applewhite	18 (1998)
4. ^Shea Morenz	13 (1993)
5. ^James Brown	12 (1994)
6. ^Mark Murdock	10 (1988)

MOST ATTEMPTS

Game	48	Shane Buechele, vs. West Virginia	11/12/2016
Season	335	^Shea Morenz	1993

MOST COMPLETIONS

Game	31	Shane Buechele, vs. West Virginia	11/12/2016
Season	217	^Colt McCoy	2006

HIGHEST PERCENTAGE OF COMPLETIONS

Game	.815	Shane Buechele, vs. UTEP (22-of-27)	9/10/2016
		^James Brown, vs. Houston (22-of-27)	11/12/1994
Season	.696	^James Brown (80-of-115)	1994

LONGEST PASS PLAYS

1. 97t	^Major Applewhite to Wane McGarity, vs. Oklahoma	10/10/1998	
2. 84t	^Jerrod Heard to John Burt, Kansas	11/7/2015	
3. 80t	Shane Buechele to Devin Duvernay, at Kansas State	10/22/2016	
4. 76	^Major Applewhite to Bryan White, at Nebraska	10/31/1998	
	76t	^Mark Murdock to Tony Jones, vs. Texas A&M	11/24/1988
6. 75t	Shane Buechele to Devin Duvernay, vs. Iowa State	10/15/2016	
7. 72t	Shane Buechele to John Burt, vs. Notre Dame	9/4/2016	
	72t	^Colt McCoy to Jamaal Charles, vs. Iowa@	12/30/2006
9. 69t	^Jerrod Heard to John Burt, Rice	9/12/2015	
10. 68	Shane Buechele to Jerrod Heard, Notre Dame	9/4/2016	
11. 67t	^Vince Young to Roy Williams, at Oklahoma State	11/8/2003	
	67t	^Major Applewhite to Wane McGarity, at Texas Tech	11/14/1998
13. 63t	Shane Buechele to Devin Duvernay, vs. Oklahoma	10/8/2016	
14. 62t	^Colt McCoy to Billy Pittman, vs. Baylor	10/14/2006	
	61t	^Shea Morenz to Lovell Pinkney, vs. SMU	10/23/1993
	61t	^Peter Gardere to Tony Jones, at Arkansas	10/21/1989

^ redshirt freshman | @ Alamo Bowl | * Cotton Bowl



INDIVIDUAL RECORDS FRESHMAN RECORDS

RECEIVING

MOST YARDS RECEIVING

Game	187	B.J. Johnson, vs. Texas A&M	11/24/2000
Season	809	Roy Williams	2000

TOP FIVE YARDS (SEASON)

1.	Roy Williams	809 (2000)
2.	B.J. Johnson	698 (2000)
3.	Jaxon Shipley	607 (2011)
4.	Mike Davis	478 (2010)
5.	Lovell Pinkney	458 (1992)

100-YARD GAMES

1.	187	B.J. Johnson (on 6 receptions)	vs. Texas A&M (11/24/2000)
2.	182	^Malcolm Williams (on 4 receptions)	at Texas Tech (11/1/2008)
3.	180	Roy Williams (on 4 receptions)	at Kansas (11/11/2000)
4.	175	Roy Williams (on 5 receptions)	vs. Oklahoma State (9/30/2000)
5.	162	B.J. Johnson (on 9 receptions)	vs. Baylor (10/28/2000)
6.	143	^Jamel Thompson (on 7 receptions)	vs. Texas Tech (11/8/1997)
7.	141	Jaxon Shipley (on 6 receptions)	at Iowa State (10/1/2011)
8.	140	Lovell Pinkney (on 4 receptions)	at Syracuse (9/12/1992)
9.	121	Jaxon Shipley (on 4 receptions)	at Baylor (12/3/2011)
10.	120	Eric Metcalf (on 2 receptions)	vs. Rice (10/5/1985)
11.	113	John Burt (on 4 receptions)	Kansas (11/7/2015)
12.	112	Kwame Cavil (on 7 receptions)	vs. Texas Tech (11/8/1997)
13.	109	Mike Davis (on 11 receptions)	at Kansas State (11/6/2010)
14.	108	Lawrence Sampleton (on 4 receptions)	vs. Arkansas (10/21/1978)
15.	104	Mike Davis (on 7 receptions)	vs. Wyoming (9/11/2010)

^ redshirt freshman

MOST RECEPTIONS

Game	11	Mike Davis, at Kansas State	11/6/2010
Season	47	Mike Davis	2010

TOP 10 RECEPTIONS (SINGLE GAME)

1.	11	Mike Davis (for 109 yards)	at Kansas State (11/6/2010)
2.	9	B.J. Johnson (for 162 yards)	vs. Baylor (10/28/2000)
	9	Jaxon Shipley (for 89 yards)	vs. Oklahoma (10/8/2011)
3.	8	Mike Davis (for 50 yards)	vs. Iowa State (10/23/2010)
4.	7	Mike Davis (for 104 yards)	vs. Wyoming (9/11/2010)
	7	Kwame Cavil (for 112 yards)	vs. Texas Tech (11/8/1997)
	7	^Jamel Thompson (for 143 yards)	vs. Texas Tech (11/8/1997)
7.	6	Jaxon Shipley (for 141 yards)	at Iowa State (10/1/2011)
	6	Mike Davis (for 45 yards)	at Texas Tech (9/18/2010)
	6	Jamaal Charles (for 69 yards)	at Ohio State (9/10/2005)
	6	^Limas Sweed (for 50 yards)	at Kansas (11/13/2004)
	6	B.J. Johnson (for 187 yards)	vs. Texas A&M (11/24/2000)
	6	Roy Williams (for 105 yards)	vs. La.-Lafayette (9/9/2000)

TOP FIVE RECEPTIONS (SINGLE SEASON)

1.	Mike Davis	47 (2010)
2.	Jaxon Shipley	44 (2011)
3.	B.J. Johnson	41 (2000)
4.	Roy Williams	40 (2000)
5.	Marquise Goodwin	30 (2009)

MOST TOUCHDOWN RECEPTIONS

Game	2	by six players	
Season	8	Roy Williams	2000

MOST TOUCHDOWN RECEPTIONS (SINGLE GAME)

1.	Collin Johnson	2, at Texas Tech (11/5/2016)
	^Malcolm Williams	2, at Texas Tech (11/1/2008)
	^Artie Ellis	2, vs. Louisiana-Lafayette (9/9/2000)
	Sloan Thomas	2, vs. Missouri (10/21/2000)
	Roy Williams	2, at Kansas (11/11/2000)
	Roy Williams	2, at Colorado (10/14/2000)

TOP FIVE TOUCHDOWN RECEPTIONS (SINGLE SEASON)

1.	Roy Williams	8 (2000)
2.	Devin Duvernay	3 (2016)
	Collin Johnson	3 (2016)
	Jaxon Shipley	3 (2011)
	^Malcolm Williams	3 (2008)
	^Artie Ellis	3 (2000)
	B.J. Johnson	3 (2000)
	Sloan Thomas	3 (2000)
	Lovell Pinkney	3 (1992)

LONGEST RECEPTIONS

1.	96t	Roy Williams, vs. Oklahoma State	9/30/2000
2.	91t	^Malcolm Williams, at Texas Tech	11/1/2008
3.	84t	John Burt, Kansas	11/7/2015
4.	80t	Devin Duvernay, at Kansas State	10/22/2016
	80t	Victor Ike, vs. North Carolina State	8/28/1999
	80t	Eric Metcalf, vs. Rice	10/5/1985
7.	78	Jaxon Shipley, at Baylor	12/3/2011
8.	75t	Devin Duvernay, vs. Iowa State	10/15/2016
9.	73t	Armanti Foreman, vs. TCU	11/27/2014
	73t	Lovell Pinkney, at Syracuse	9/12/1992
11.	71t	B.J. Johnson, at Stanford	9/16/2000
12.	70	Daje Johnson at Kansas State	12/1/2012
	70t	B.J. Johnson, vs. Texas A&M	11/24/2000
14.	69t	John Burt, Rice	9/12/2015
15.	65t	Roy Williams, at Kansas	11/11/2000
16.	64t	Quan Cosby, at Kansas	11/12/2005
17.	63t	Devin Duvernay, vs. Oklahoma	10/8/2016

^ redshirt freshman

TOP FRESHMAN RECEIVING DUOS

(each receiver must have at least 10 receptions and 200 receiving yards)

MOST RECEPTIONS (SINGLE SEASON)

1.	81	B.J. Johnson (41-698-3)	2000
		Roy Williams (40-809-8)	
2.	48	Collin Johnson (28-315-3)	2016
		Devin Duvernay (20-412-3)	
3.	39	Kwame Cavil (23-316-1)	1997
		^Jamel Thompson (16-288-1)	

MOST YARDS (SINGLE SEASON)

1.	1,507	Roy Williams (40-809-8)	2000
		B.J. Johnson (41-698-3)	
2.	729	Lovell Pinkney (22-458-3)	1992
		Mike Adams (13-271-1)	
3.	727	Collin Johnson (28-315-3)	2016
		Devin Duvernay (20-412-3)	

SCORING

MOST POINTS SCORED (SINGLE SEASON)

1.	Dusty Mangum	102 (2001)
2.	^Phil Dawson	80 (1994)
3.	Jamaal Charles	78 (2005)
	Cedric Benson	78 (2001)
5.	Jeff Ward	76 (1983)
6.	^Cody Johnson	72 (2008)
7.	^Vince Young	68 (2003)
8.	Russell Erxleben	67 (1975)

MOST TOTAL TOUCHDOWNS SCORED (SINGLE SEASON)

1.	Jamaal Charles	13 (11 rush/ 2 rec)	2005
	Cedric Benson	13 (12 rush/1 rec)	2001
3.	^Cody Johnson	12 (12 rush)	2008
4.	^Vince Young	11 (11 rush)	2003
5.	Henry Melton	10 (10 rush)	2005
	Roy Williams	10 (8 rec/2 rush)	2000

^ redshirt freshman



INDIVIDUAL RECORDS FRESHMAN RECORDS

PLACEKICKING

MOST FIVE FIELD GOALS MADE (SINGLE SEASON)

1. Dusty Mangum	16 (of 23), 2001
2. Jeff Ward	15 (of 16), 1983
3. ^Phil Dawson	14 (of 19), 1994
4. Russell Erxleben	10 (of 13), 1975
5. Nick Jordan	9 (of 15), 2012
6. ^Jason Ziegler	6 (of 11), 1991

MOST FIVE FIELD GOAL ACCURACY (SINGLE SEASON)

1. Jeff Ward	.938 (15-of-16), 1983
2. Russell Erxleben	.769 (10-of-13), 1975
3. ^Phil Dawson	.737 (14-of-19), 1994
4. Dusty Mangum	.696 (16-of-23), 2001
5. Nick Jordan	.600 (9-of-15), 2012
6. ^Jason Ziegler	.545 (6-of-11), 1991

50-YARD FIELD GOAL CLUB

1. ^Mark Schultis	55, at Texas Tech (10/29/1994)
Russell Erxleben	55, vs. Colorado (12/27/1975)*
3. Jeff Ward	52, at SMU (10/22/1983)
Russell Erxleben	52, at SMU (11/1/1975)
5. Dusty Mangum	51, vs. North Carolina (9/8/2001)
Jeff Ward	51, at Houston (11/5/1983)
7. Dusty Mangum	50, vs. Colorado (10/20/2001)#
^Phil Dawson	50, at Pittsburgh (9/3/1994)

^ redshirt freshman | * Bluebonnet Bowl | # Big 12 Championship game

TACKLES

TOP 10 TOTAL TACKLES (SINGLE SEASON)

1. Tim Campbell	111 (1975)
2. Aaron Humphrey	106 (1996)
3. Duane Duncum	105 (1986)
4. ^Donald McCowen	95 (1997)
5. ^Anthony Curl	91 (1989)
6. Chris Carter	85 (1993)
^Lance Gunn	85 (1989)
8. Derrick Johnson	83 (2001)
9. Tony Brackens	79 (1993)
10. ^D.D. Lewis	77 (1998)
Casey Hampton	77 (1996)

TOP 10 SOLO TACKLES (SINGLE SEASON)

1. Duane Duncum	69 (1986)
2. Aaron Humphrey	67 (1996)
3. ^Donald McCowen	65 (1997)
4. Tony Brackens	59 (1993)
5. ^Anthony Curl	58 (1989)
6. Derrick Johnson	57 (2001)
7. Chris Carter	55 (1993)
8. ^Lance Gunn	53 (1989)
10. ^Earl Thomas	51 (2008)
Michael Griffin	51 (2003)
Casey Hampton	51 (1996)

^ redshirt freshman

SACKS

TOP 10 SACKS (SINGLE SEASON)

1. Tim Campbell	13 (1975)
2. Tony Brackens	10 (1993)
3. ^Marcus Tubbs	5.5 (2000)
4. ^Bobby Rhodes	5 (1986)
5. Bryan Pickryl	4.5 (2002)
Rodrique Wright	4.5 (2002)
Derrick Johnson	4.5 (2001)
8. Kalen Thornton	3.5 (2000)
^Lance Gunn	3.5 (1989)
10. Malcolm Roach	3 (2016)
Rod Babers	3 (1999)
^D.D. Lewis	3 (1998)
Ty Allert	3 (1982)
Kenneth Sims	3 (1978)
Robin Sendlin	3 (1977)

^ redshirt freshman

TACKLES FOR LOSS

TOP 10 TACKLES FOR LOSS (SINGLE SEASON)

1. Tony Brackens	16 (1993)
2. Tim Campbell	15 (1975)
3. Rodrique Wright	13 (2002)
Derrick Johnson	13 (2001)
5. ^Michael Huff	10 (2002)
^Marcus Tubbs	10 (2000)
7. Doug Shankle	9 (1978)
8. Malcolm Roach	8 (2016)
Bryan Pickryl	8 (2002)
Kalen Thornton	8 (2000)

^ redshirt freshman

INTERCEPTIONS

TOP FIVE INTERCEPTIONS (SINGLE SEASON)

1. Quandre Diggs	4 (2011)
Chris Carter	4 (1993)
3. ^Dakarai Pearson	3 (2000)
Kyle Richardson	3 (1994)
5. DeShon Elliott	2 (2015)
^Earl Thomas	2 (2008)
^Kendal Briles	2 (2002)
^Michael Huff	2 (2002)
Bryant Westbrook	2 (1993)
^Mark Berry	2 (1988)
Willie Mack Garza	2 (1988)

^ redshirt freshman

PASS BREAKUPS

TOP 10 PASS BREAKUPS (SINGLE SEASON)

1. ^Earl Thomas	17 (2008)
2. Quandre Diggs	15 (2011)
3. ^Mark Berry	14 (1988)
4. ^Michael Huff	10 (2002)
Willie Mack Garza	10 (1988)
6. Vance Bedford	8 (1977)
7. Devante Davis	7 (2015)
Blake Gideon	7 (2008)
Chris Carter	7 (1993)
Bryant Westbrook	7 (1993)
Joey Ellis	7 (1991)
^Stanley Richard	7 (1987)

^ redshirt freshman

ANNUAL LEADERS

SCORING (SINCE 1914)

Scoring values throughout the years

SEASONS	TD	FG	PAT	SAFETY
1887-1897	4 points	5 points	2 points	2 points
1898-1903	5 points	5 points	1 point	2 points
1904-1908	5 points	4 points	1 point	2 points
1909-1911	5 points	3 points	1 point	2 points
1912-1957	6 points	3 points	1 point	2 points
1958-	6 points	3 points	2 pts/1 pt. kick	2 points

YEAR	PLAYER	TD	FG	PAT	PTS
1914	Len Barrell	14	1	34	121
1915	Clyde Littlefield	11	0	0	66
1916	Billy Trabue	8	0	0	48
1917	not available	—	—	—	—
1918	not available	—	—	—	—
1919	not available	—	—	—	—
1920	Icky Elam	9	0	0	54
1921	H.C. "Bully" Gilstrap	8	0	0	48
1922	Ivan Robertson	3	9	10	55
1923	Jim Marley	10	0	0	60
1924	Jim Marley	7	0	0	42
1925	Rufus King	8	0	2	50
1926	Rufus King	5	2	6	42
1927	Leo Baldwin	4	0	0	24
	Alfred Rose	4	0	0	24
1928	Rufus King	6	0	2	38
1929	Dexter Shelley	6	0	6	42
1930	Dexter Shelley	5	0	1	31
1931	Ernie Koy	6	0	0	36
1932	Bohn Hilliard	12	0	4	76
1933	Bohn Hilliard	6	1	4	43
1934	Bohn Hilliard	5	1	8	41
1935	Bill Pitzer	5	0	0	30
1936	Hugh Wolfe	4	0	3	27
1937	Hugh Wolfe	2	1	5	20
1938	John Peterson	2	0	0	12
1939	Jack Crain	8	0	8	56
1940	Pete Layden	7	0	0	42
1941	Jack Crain	11	1	23	92
1942	Jackie Field	8	0	10	58
1943	Ralph Park	8	0	11	59
1944	Bobby Layne	5	0	0	30
1945	Hub Bechtol	7	0	0	42
1946	Bobby Layne	8	2	0	54
1947	Byron Gillory	8	0	0	48
1948	Randy Clay	5	0	20	50
1949	Randy Clay	8	0	28	76
1950	Byron Townsend	14	0	0	84
1951	Gib Dawson	9	0	8	62
1952	Billy Quinn	13	0	0	78
1953	Delano Womack	7	0	0	42
1954	Don Maroney	4	0	0	24
1955	Walter Fondren	7	0	7	49
1956	Walter Fondren	6	0	11	47
1957	Rene Ramirez	5	0	0	30
	Bobby Lackey	4	1	3	30
1958	Bobby Lackey	5	1	8	41
1959	Bobby Lackey	5	0	15	45
1960	Mike Cotten	5	0	0	30
1961	Jerry Cook	9	0	1 (run)	56
	James Saxton	9	0	1 (rec)	56
1962	Jerry Cook	7	0	0	42
1963	Tommy Ford	9	0	0	54
1964	Ernie Koy	8	0	0	48
1965	David Conway	0	8	21	45
1966	David Conway	0	8	17	41
1967	Bill Bradley	10	0	0	60
1968	Chris Gilbert	13	0	2 (run)	82
1969	Jim Bertelse	13	0	0	78
1970	Steve Worster	14	0	0	84
1971	Donnie Wigginton	14	0	0	84
1972	Alan Lowry	11	0	0	66
1973	Roosevelt Leaks	14	0	0	84
1974	Billy Schott	0	7	44	65
1975	Earl Campbell	13	0	0	78

YEAR	PLAYER	TD	FG	PAT	PTS
1976	Russell Erleben	0	12	20	56
1977	Earl Campbell	19	0	0	114
1978	Russell Erleben	0	13	24	63
1979	John Goodson	0	17	21	72
1980	John Goodson	0	11	29	62
1981	Raul Allegre	0	15	25	70
1982	Raul Allegre	0	12	41	77
1983	Jeff Ward	0	15	31	76
1984	Jeff Ward	0	12	27	63
1985	Jeff Ward	0	19	27	84
1986	Jeff Ward	0	12	23	59
1987	Wayne Clements	0	16	30	78
1988	Wayne Clements	0	14	24	66
1989	Wayne Clements	0	16	22	70
1990	Michael Pollak	0	20	39	99
1991	Jason Ziegler	0	6	8	26
1992	Scott Szeredy	0	16	32	80
1993	Scott Szeredy	0	16	29	77
1994	Phil Dawson	0	14	38	80
1995	Phil Dawson	0	13	47	86
1996	Phil Dawson	0	19	51	108
1997	Ricky Williams	25	0	1 (run)	152
1998	Ricky Williams	28^	0	0	168^
1999	Kris Stockton	0	20	47	107
2000	Kris Stockton	0	22^	41	107
2001	Dusty Mangum	0	16+	54+	102+
2002	Dusty Mangum	0	16	54	102
2003	Cedric Benson	22	0	1 (run)	134
2004	Cedric Benson	20	0	0	120
2005	David Pino	0	14	71	113
2006	Limas Sweed	12	0	0	72
2007	Ryan Bailey	0	18	58	112
2008	Hunter Lawrence	0	10	60	90
2009	Hunter Lawrence	0	24	61	133
2010	Justin Tucker	0	23	27	96
2011	Justin Tucker	0	17	44	95
2012	Joe Bergeron	16	0	0	96
2013	Anthony Fera	0	20	45	105
2014	Nick Rose	0	14	30	72
2015	Nick Rose	0	13	38	77
2016	D'Onta Foreman	15	0	0	90

^ UT record | + UT freshman record

TOTAL OFFENSE (SINCE 1914)

YEAR	PLAYER	PASS	RUSH	TOTAL
1945	Bobby Layne	660	147	707
1946	Bobby Layne	1115	305	1,420
1947	Bobby Layne	965	96	1,061
1948	Paul Campbell	954	—	954
1949	Paul Campbell	1,372	(-109)	1,263
1950	Ben Tompkins	961	(-71)	890
1951	Gib Dawson	43	671	714
1952	James "T" Jones	1,018	281	1,299
1953	Charles Brewer	555	139	694
1954	Charles Brewer	473	129	602
1955	Joe Clements	818	(-18)	800
1956	Joe Clements	793	180	973
1957	Walter Fondren	428	147	575
1958	Rene Ramirez	98	323	421
1959	Jack Collins	97	450	547
1960	Mike Cotten	539	135	674
1961	James Saxton	46	846	892
1962	Tommy Wade	434	105	539
1963	Duke Carlisle	416	415	831
1964	Marvin Kristynik	563	248	811
1965	Marvin Kristynik	1,005	116	1,121
1966	Chris Gilbert	0	1,080	1,080
1967	Bill Bradley	1,181	443	1,624
	Chris Gilbert	0	1,019	1,019
1968	James Street	1,099	340	1,439
	Chris Gilbert	0	1,132	1,132
1969	James Street	699	412	1,111
1970	Eddie Phillips	695	666	1,361



ANNUAL LEADERS

TOTAL OFFENSE (CONT)

YEAR	PLAYER	PASS	RUSH	TOTAL
1971	Donnie Wigginton	544	485	1,029
1972	Alan Lowry	766	661	1,427
	Roosevelt Leaks	0	1,099	1,099
1973	Roosevelt Leaks	0	1,415	1,415
1974	Earl Campbell	0	928	928
1975	Marty Akins	463	777	1,240
	Earl Campbell	0	1,118	1,118
1976	Earl Campbell	0	653	653
1977	Earl Campbell	0	1,744	1,744
	Randy McEachern	906	189	1,095
1978	Randy McEachern	658	159	817
1979	Donnie Little	750	410	1,160
1980	Donnie Little	1,098	486	1,584
1981	Rick McIvor	918	(-38)	880
1982	Robert Brewer	1,415	0	1,415
	Darryl Clark	87	1,049	1,136
1983	Rob Moerschell	871	154	1,025
1984	Todd Dodge	1,599	6	1,605
1985	Bret Stafford	943	276	1,219
1986	Bret Stafford	2,233	239	2,472
1987	Eric Metcalf	24	1,161	1,185
	Bret Stafford	1,317	53	1,370
1988	Mark Murdock	1,189	(-161)	1,028
1989	Peter Gardere	1,511	(-123)	1,388
1990	Peter Gardere	2,131	15	2,146
1991	Peter Gardere	1,390	33	1,423
1992	Peter Gardere	2,364	88	2,452
1993	Shea Morenz	2,341	24	2,365
1994	Shea Morenz	1,368	(-72)	1,296
	James Brown	1,047	127	1,174
1995	James Brown	2,447	136	2,583
1996	James Brown	2,468	119	2,587
	Ricky Williams	0	1,272	1,272
1997	Ricky Williams	27	1,893	1,920
	James Brown	1,676	29	1,705
1998	Major Applewhite	2,453+	(-63)	2,390
	Ricky Williams	0	2,124^	2,124
1999	Major Applewhite	3,357	(-146)	3,211
	Hodges Mitchell	0	1,343	1,343
2000	Major Applewhite	2,164	(-73)	2,091
	Hodges Mitchell	0	1,118	1,118
	Chris Simms	1,064	(-25)	1,039
2001	Chris Simms	2,603	(-10)	2,593
	Cedric Benson	0	1,053+	1,053
2002	Chris Simms	3,207	(-124)	3,083
	Cedric Benson	0	1,293	1,293
2003	Vince Young	1,155	998	2,153
	Chance Mock	1,469	(-17)	1,452
	Cedric Benson	0	1,360	1,360
2004	Vince Young	1,849	1,079	2,928
	Cedric Benson	0	1,834	1,834
2005	Vince Young	3,036	1,050	4,086
2006	Colt McCoy	2,570	170	2,740+
2007	Colt McCoy	3,303	492	3,795
	Jamaal Charles	0	1,619	1,619
2008	Colt McCoy	3,859^	561	4,420^
2009	Colt McCoy	3,521	348	3,869
2010	Garrett Gilbert	2,744	380	3,124
2011	David Ash	1,068	103	1,171
2012	David Ash	2,699	141	2,840
2013	Case McCoy	1,933	(-1)	1,932
2014	Tyrone Swoopes	2,409	262	2,671
2015	Jerrod Heard	1,214	556	1,770
2016	Shane Buechele	2,958	161	3,119

NOTE: Top total yardage performers listed when more than one player gained at least 1,000 yards.
^ UT record | + UT freshman record

ALL PURPOSE YARDS (SINCE 1947)

(rushing, receiving, kickoff return & punt return yards)

YEAR	PLAYER	RUSH	REC	KRET	PRET	TOTAL
1947	Byron Gillory	369	208	49	236	862
1948						

YEAR	PLAYER	RUSH	REC	KRET	PRET	TOTAL
1949	Byron Townsend	543	149	114	0	806
1950	Byron Townsend	849	47	142	0	1,038
1951	Gib Dawson	671	170	98	0	939
1952	Gib Dawson	649	167	211	84	1,111
1953	Dougal Cameron	518	0	49	0	567
1954	Delano Womack	267	158	154	127	706
1955	Walter Fondren	577	158	341	167	1,252
1956	Walter Fondren	493	318	325	76	1,212
1957	Rene Ramirez	282	115	99	48	544
1958	George Blanch	316	58	97	100	571
1959	Jack Collins	450	134	54	31	669
1960	James Saxton	407	185	16	163	771
1961	James Saxton	846	123	143	33	1,145
1962	Jerry Cook	346	17	208	116	687
1963	Tommy Ford	738	38	210	9	995
1964	Ernie Koy	574	146	128	0	848
1965	Phil Harris	367	157	189	39	752
1966	Chris Gilbert	1,080	16	154	0	1,250
1967	Chris Gilbert	1,019	33	221	1	1,274
1968	Chris Gilbert	1,132	75	78	0	1,285
1969	Jim Bertelsen	740	55	155	0	950
1970	Jim Bertelsen	891	89	127	0	1,107
1971	Jim Bertelsen	879	57	209	0	1,145
1972	Roosevelt Leaks	1,099	17	11	0	1,127
1973	Roosevelt Leaks	1,415	0	0	0	1,415
1974	Earl Campbell	928	0	0	23	951
1975	Earl Campbell	1,118	0	0	0	1,118
1976	Johnny "Lam" Jones	624	79	11	0	714
1977	Earl Campbell	1,744	111	0	0	1,855
1978	Johnny "Lam" Jones	128	446	356	0	930
1979	A.J. "Jam" Jones	918	97	0	0	1,015
1980	A.J. "Jam" Jones	657	156	0	0	813
1981	A.J. "Jam" Jones	834	15	0	0	849
1982	Darryl Clark	1,049	85	0	0	1,134
	Herkie Walls	146	702	154	0	1,002
1983	Ronnie Robinson	479	63	0	0	542
1984	Kevin Nelson	404	181	114	0	699
1985	Eric Metcalf	258	267	234	332	1,091
1986	Eric Metcalf	310	556	21	228	1,115
1987	Eric Metcalf	1,161	234	202	324	1,921
1988	Eric Metcalf	932	333	117	192	1,574
1989	Adrian Walker	814	34	258	0	1,106
1990	Adrian Walker	449	82	354	0	885
1991	Adrian Walker	358	83	94	0	535
1992	Mike Adams	38	271	454	286	1,049
	Adrian Walker	852	58	0	132	1,042
1993	Mike Adams	68	908	622^	256	1,854
	Phil Brown	770	281	0	48	1,099
1994	Curtis Jackson	34	416	76	411	937
1995	Mike Adams	18	876	417	206	1,517
	Ricky Williams	990	224	0	0	1,214
	Shon Mitchell	1,099	43	0	45	1,187
1996	Ricky Williams	1,272	291	0	0	1,563
	Mike Adams	15	942	222	37	1,216
1997	Ricky Williams	1,893	150	0	0	2,043
1998	Ricky Williams	2,124^	262	0	0	2,386^
	Wane McGarity	0	1,087	0	0	1,087
1999	Hodges Mitchell	1,343	343	99	39	1,824
	Kwame Cavil	-2	1,188^	0	0	1,186
2000	Hodges Mitchell	1,118	386	0	427	1,931
2001	Cedric Benson	1,053+	203	0	0	1,256+
2002	Cedric Benson	1,293	119	0	0	1,412
	Roy Williams	85	1,142	0	0	1,227
2003	Cedric Benson	1,360	120	0	0	1,480
	Roy Williams	36	1,079	0	0	1,115
2004	Cedric Benson	1,834	179	0	0	2,013
	Vince Young	1,079	48	0	0	1,127
2005	Ramonce Taylor	513	265	441	0	1,219
	Vince Young	1,050	0	0	0	1,050
	Jamaal Charles	878	157	0	0	1,035
2006	Jamaal Charles	831	183	0	0	1,014
2007	Quan Cosby	0	680	1,017	178	1,875
	Jamaal Charles	1,619	199	0	0	1,818
2008	Jordan Shipley	32	1,060	394	64	1,550
	Quan Cosby	0	1,123	350	38	1,511
2009	Jordan Shipley	0	1,485	311	74	1,870
2010	James Kirkendoll	(-10)	707	0	0	697





ANNUAL LEADERS

ALL PURPOSE YARDS (CONT)

YEAR	PLAYER	RUSH	REC	KRET	PRET	TOTAL
2011	Fozzy Whittaker	386	145	0	424	955
2012	Mike Davis	0	939	0	0	939
2013	Malcolm Brown	904	195	0	0	1,099
2014	John Harris	0	1,051	0	0	1,051
2015	Daje Johnson	28	415	528	224	1,195
2016	D'Onta Foreman	2,028	75	0	0	2,103

NOTE: Top performers listed when more than one player gained at least 1,000 yards.
^ UT record | + UT freshman record

PUNTING (SINCE 1939)

YEAR	PLAYER	NO	YARDS	AVG.
1939	Gilly Davis	34	1,302	38.3
1940	Pete Layden	38	1,433	37.7
1941	Pete Layden	23	761	33.1
1942	Roy Dale McKay	42	1,636	39.0
1943	not available	—	—	—
1944	Jimmy Plyler	37	1,387	37.5
1945	Jimmy Plyler	49	1,897	38.7
1946	Frank Guess	30	1,136	37.6
1947	Frank Guess	30	1,187	39.6
1948	Frank Guess	29	1,007	34.7
1949	Bobby Coy Lee	42	1,400	33.3
1950	Billy Porter	44	1,562	35.5
1951	John Adams	63	2,318	36.8
1952	Bob Raley	49	1,728	35.3
1953	Dougal Cameron	26	1,035	39.8
1954	Don Maroney	23	879	38.2
1955	Walter Fondren	44	1,616	36.7
1956	Walter Fondren	44	1,622	36.9
1957	Walter Fondren	37	1,513	40.9
1958	Bobby Lackey	40	1,599	40.0
1959	Jack Collins	31	1,299	41.9
1960	Bobby Nunis	21	806	38.4
1961	Jack Collins	32	1,121	35.0
1962	Ernie Koy	57	2,232	39.2
1963	Kim Gaynor	28	914	32.6
1964	Ernie Koy	51	1,956	38.4
1965	David Conway	52	2,253	43.3
1966	Bill Bradley	45	1,914	42.5
1967	Bill Bradley	65	2,714	41.8
1968	Bill Bradley	43	1,733	40.3
1969	Scooter Monzingo	34	1,174	34.5
1970	Gary Keithley	31	1,134	36.6
1971	Alan Lowry	53	2,032	38.3
1972	Alan Lowry	49	1,878	38.3
1973	Mike Dean	29	1,137	39.2
1974	Mike Dean	50	1,907	38.1
1975	Russell Erxleben	49	2,027	41.4
1976	Russell Erxleben	61	2,842	46.6
1977	Russell Erxleben	32	1,470	45.9
1978	Russell Erxleben	72	3,128	43.4
1979	Ted Constanzo	37	1,395	37.7
1980	John Goodson	58	2,236	38.6
1981	John Goodson	64	2,668	41.7
1982	Mike Poujol	28	1,172	41.9
1983	John Teltschik	63	2,753	43.7
1984	John Teltschik	67	2,875	42.9
1985	John Teltschik	58	2,611	45.0
1986	Alex Waits	48	2,214	46.1
1987	Alex Waits	43	1,873	43.6
1988	Bobby Lilljedahl	61	2,598	42.6
1989	Bobby Lilljedahl	65	2,681	41.2
1990	Alex Waits	60	2,557	42.6
1991	Kelly McClanahan	72^	2,735	38.2
1992	Kelly McClanahan	54	2,096	38.8
1993	Duane Vacek	46	1,894	41.2
1994	Duane Vacek	46	1,848	40.2
1995	Mark Schultis	51	2,058	40.4
1996	Mark Schultis	47	1,861	39.6
1997	Mark Schultis	53	2,120	40.0
1998	Ryan Long	12	522	43.6
	Kris Stockton	40	1,442	36.0

YEAR	PLAYER	NO	YARDS	AVG.
1999	Ryan Long	58	2,307	39.8
2000	Kris Stockton	54	2,100	38.9
2001	Brian Bradford	56	2,032	36.3
2002	Brian Bradford	67	2,685	40.1
2003	Richmond McGee	46	1,883	40.9
2004	Richmond McGee	49	1,946	39.7
2005	Richmond McGee	35	1,325	37.9
2006	Greg Johnson	46	1,877	40.8
2007	Justin Moore	34	1,395	41.0
2008	John Gold	21	945	45.0
2009	Justin Tucker	43	1,737	40.4
2010	John Gold	24	1,047	43.6
	Justin Tucker	35	1,442	41.2
2011	Justin Tucker	63	2,471	39.2
2012	Alex King	43	1,948	45.3
2013	Anthony Fera	75	3,053	40.7
2014	William Russ	66	2,795	42.3
2015	Michael Dickson	77^	3,179^	41.3
2016	Michael Dickson	65	3,079	47.4^

^ UT record

TACKLES (SINCE 1975)

YEAR	PLAYER	TOTAL	SOLO	PG
1975	Rick Fenlaw, LB	141	—	12.8
1976	Lionel Johnson, LB	175	—	15.9
1977	Lance Taylor, LB	121	—	11.0
1978	Steve McMichael, DT	142	—	12.9
1979	Doug Shankle, LB	138	84	12.5
1980	Doug Shankle, LB	144	106	13.1
1981	Doug Shankle, LB	127	94	11.5
1982	Mark Lang, LB	120	87	10.9
1983	Jerry Gray, DB	116	85	10.5
1984	Tony Edwards, LB	149	119	13.5
1985	Richard Peavy, DB	115	85	10.5
1986	Brian Espinosa, DT	118	94	10.7
1987	Britt Hager, LB	187	95	17.0
1988	Britt Hager, LB	195^	120	17.7
1989	Brian Jones, LB	108	69	9.8
1990	Brian Jones, LB	116	71	10.5
1991	Anthony Curl, LB	108	56	9.8
1992	Winfred Tubbs, LB	157	96	14.3
1993	Winfred Tubbs, LB	138	89	13.8
1994	Tony Brackens, DE	90	52	8.2
	Tyson King, LB	90	47	8.2
1995	Tyson King, LB	137	74	11.4
1996	Chris Carter, DB	120	83	9.2
1997	Dusty Renfro, LB	116	65	10.5
1998	Dusty Renfro, LB	98	53	8.9
1999	Casey Hampton, DT	101	50	7.7
2000	Casey Hampton, DT	78	41	7.1
	D.D. Lewis, LB	78	45	7.1
2001	Ahmad Brooks, FS	88	60	7.3
2002	Reed Boyd, LB	123	58	9.5
2003	Derrick Johnson, LB	125	78	9.6
2004	Derrick Johnson, LB	130	73	10.8
2005	Michael Griffin, S	124	67	9.5
2006	Michael Griffin, S	126	79	9.7
2007	Marcus Griffin, S	99	65	7.6
2008	Roddrick Muckelroy, LB	112	71	8.6
2009	Roddrick Muckelroy, LB	102	58	7.3
2010	Keenan Robinson, LB	113	61	9.4
2011	Emmanuel Acho, LB	131	65	10.1
2012	Kenny Vaccaro, S	107	60	8.2
2013	Jackson Jeffcoat, DE	86	41	6.6
2014	Jordan Hicks, LB	147	75	11.3
2015	Peter Jinkens, LB	75	46	6.8
2016	Anthony Wheeler, LB	65	37	5.4

^ UT record



ANNUAL LEADERS

TACKLES FOR LOSS (SINCE 1975)

YEAR	PLAYER	NO	YARDS	PG
1975	Tim Campbell	15	—	1.4
1976	Brad Shearer	19	—	1.7
1977	Tim Campbell	18	—	1.6
1978	Steve McMichael	18	—	1.6
1979	Henry Williams	18	—	1.6
1980	Bruce Scholtz	21	—	1.9
1981	Kenneth Sims	21	—	1.9
1982	Kiki DeAyala	33^	—	3.0
1983	Tony Degrate	22	—	2.0
1984	Tony Degrate	18	—	1.6
1985	Ty Allert	11	—	1.0
1986	Blake Brawner	8	—	0.7
1987	Britt Hager	13	—	1.2
1988	Lee Brockman	12	—	1.1
1989	Brian Jones	14	—	1.2
1990	Shane Dronett	14	—	1.3
1991	Tommy Jeter	16	(-49)	1.5
1992	Bo Robinson	12	(-94)	1.1
1993	Tony Brackens	16+	(-69)	1.5
1994	Tony Brackens	17	(-87)	1.5
1995	Tony Brackens	16	(-66)	1.8
	Chris Akins	16	(-41)	1.3
1996	Chris Akins	11	(-24)	0.8
1997	Aaron Humphrey	12	(-29)	1.1
1998	Cedric Woodard	19	(-63)	1.7
1999	Shaun Rogers	27	(-84)	2.1
2000	Casey Hampton	18	(-53)	1.6
2001	Maurice Gordon	16	(-77)	1.3
2002	Cory Redding	24	(-105)	1.8
2003	Derrick Johnson	20	(-50)	1.5
2004	Derrick Johnson	19	(-52)	1.6
2005	Brian Robison	15	(-80)	1.4
2006	Tim Crowder	19	(-80)	1.5
2007	Lamarr Houston	12	(-69)	0.9
2008	Brian Orakpo	19	(-112)	1.5
2009	Lamarr Houston	22	(-76)	1.6
	Sergio Kindle	22	(-75)	1.6
2010	Sam Acho	17	(-122)	1.4
2011	Jackson Jeffcoat	21	(-87)	1.6
2012	Alex Okafor	18	(-98)	1.4
2013	Jackson Jeffcoat	22	(-95)	1.7
2014	Malcom Brown	15	(-54)	1.2
2015	Peter Jinkens	9.5	(-43)	0.9
2016	Breckyn Hager	13.5	(-58)	1.1

^ UT record | + UT freshman record

SACKS (SINCE 1975)

YEAR	PLAYER	NO	YARDS	PG
1975	Tim Campbell	13+	—	1.18
1976	Ernest Lee	6	—	0.55
1977	Tim Campbell	14	—	1.27
1978	Bill Acker	14	—	1.27
1979	Tim Campbell	7.5	—	0.68
	Steve McMichael	7.5	—	0.68
1980	Ken McCune	14	—	1.27
1981	Kiki DeAyala	12	—	1.09
1982	Kiki DeAyala	22.5^	—	2.05
1983	Ed Williams	11	—	1.00
1984	Tony Degrate	13	—	1.18
1985	Ty Allert	11	—	1.00
1986	Blake Brawner	7.5	—	0.68
1987	Thomas Aldridge	7	(-33)	0.64
1988	Oscar Giles	6.5	(-37)	0.59
1989	Oscar Giles	7	(-36)	0.64
1990	Shane Dronett	10	(-43)	0.82
1991	Shane Dronett	9	(-43)	0.73
	Bo Robinson	8	(-34)	0.73
1992	Bo Robinson	7	(-63)	0.64
1993	Tony Brackens	10	(-56)	0.91
1994	Tony Brackens	7	(-62)	0.64
1995	Tony Brackens	7	(-46)	0.77
1996	Dwight Kirkpatrick	4	(-30)	0.31

YEAR	PLAYER	NO	YARDS	PG
1997	Dusty Renfro	4	(-38)	0.36
1998	Aaron Humphrey	10	(-45)	0.91
1999	Aaron Humphrey	10	(-86)	0.77
2000	Cory Redding	6.5	(-58)	0.59
2001	Maurice Gordon	7.5	(-58)	0.63
2002	Cory Redding	8.5	(-75)	0.65
2003	Rodrique Wright	7.5	(-46)	0.58
2004	Tim Crowder	4.5	(-28)	0.38
2005	Brian Robison	7.0	(-62)	0.64
2006	Tim Crowder	10.5	(-66)	0.81
2007	Brian Orakpo	5.5	(-49)	0.42
2008	Brian Orakpo	11.5	(-100)	0.88
2009	Sam Acho	10.0	(-56)	0.71
2010	Sam Acho	9.0	(-78)	0.75
2011	Jackson Jeffcoat	8.0	(-54)	0.62
2012	Alex Okafor	12.5	(-90)	0.96
2013	Jackson Jeffcoat	13.0	(-75)	1.00
2014	Malcom Brown	6.5	(-44)	0.50
2015	Peter Jinkens	6.5	(-38)	0.59
2016	Breckyn Hager	6.0	(-42)	0.50

^ UT record | + UT freshman record

INTERCEPTIONS (SINCE 1938)

YEAR	PLAYER	NO	YARDS	TD
1938	William Forney	3	26	—
	Wallace Lawson	3	—	—
1939	Noble Doss	4	53	—
1940	Jack Crain	7^	160^	—
	Noble Doss	7^	—	—
1941	Noble Doss	6	82	—
1942	Audrey Gill	2	—	—
1943	William Main	5	85	—
	Ralph Ellsworth	5	—	—
1944	Jack Sachse	4	—	—
1945	Dick Harris	5	33	—
1946	Bobby Layne	6	48	0
1947	Dick Harris	4	44	0
	Raymond Jones	4	31	0
1948	Billy Pyle	6	85	0
1949	Bobby Dillon	4	23	0
1950	Bobby Dillon	4	98	2
1951	Bobby Ray Raley	6	87	1
1952	Bill White	2	25	0
	Jack Barton	2	22	1
	Bobby Ray Raley	2	0	0
1953	Delano Womack	2	51	0
	John Tatum	2	33	0
	Charles Brewer	2	0	0
1954	Joe Youngblood	3	28	0
1955	John Tatum	2	8	0
1956	Joe Clements	2	4	0
	Vince Matthews	2	0	0
1957	Bobby Lee Lackey	5	15	0
1958	Robert Harwerth	3	6	0
1959	Michael Cotten	4	26	0
1960	James Saxton	3	4	0
1961	Jerry Cook	4	96	0
1962	Joe Dixon	5	5	0
1963	James Hudson	5	56	0
1964	Tommy Nobis	3	19	0
	Fred Edwards	3	16	0
1965	Gary Moore	5	42	0
1966	Fred Edwards	4	33	0
1967	Pat Harkins	5	45	0
1968	Freddie Joe Steinmark	5	75	0
1969	Tom Campbell	6	99	0
1970	Alan Lowry	3	0	0
1971	Alan Lowry	5	121	2
1972	Tommy Keel	4	41	0
1973	Jay Arnold	4	87	1
1974	Sammie Mason	4	57	1
1975	Raymond Clayborn	4	31	0
1976	Paul Jette	2	0	0
1977	Glenn Blackwood	3	54	1



ANNUAL LEADERS

INTERCEPTIONS (CONT)

YEAR	PLAYER	NO	YARDS	TD
1978	Johnny Johnson	5	74	1
1979	Derrick Hatchett	6	58	0
1980	Derrick Hatchett	5	60	0
1981	William Graham	7	15	0
1982	Mossy Cade	3	12	0
1983	Mossy Cade	6	114	0
1984	Jerry Gray	7	67	0
1985	David Fulbright	1	27	1
1986	Stephen Braggs	6	84	0
1987	John Hagy	4	113	2
1988	Stanley Richard	6	92	0
1989	Mark Berry	4	30	0
1990	Stanley Richard	4	0	0
1991	Lance Gunn	5	14	0
1992	Grady Cavness	4	5	0
1993	Chris Carter	4+	84	0
1994	Bryant Westbrook	4	41	0
1995	Chris Carter	6	146	0
1996	Dwight Kirkpatrick	2	22	0
	Bryant Westbrook	2	16	0
1997	Aaron Humphrey	3	15	0
1998	Joe Walker	2	69	0
	Quentin Jammer	2	18	0
1999	Ahmad Brooks	2	0	0
	Greg Brown	2	31	1
	Ervis Hill	2	4	0
	Lee Jackson	2	40	1
2000	Greg Brown	4	28	1
2001	Nathan Vasher	7^	17	0
2002	Dakarai Pearson	6	88	0
2003	Nathan Vasher	6	12	0
2004	Tarell Brown	2	31	0
	Cedric Griffin	2	29	0
	Michael Huff	2	14	0
2005	Aaron Ross	3	40	0
	Michael Griffin	3	0	0
2006	Aaron Ross	6	7	0
2007	Marcus Griffin	5	91	1
2008	Ryan Palmer	3	24	1
2009	Earl Thomas	8^	149	2
2010	Blake Gideon	2	22	0
	Keenan Robinson	2	0	0
2011	Quandre Diggs	4+	0	0
2012	Quandre Diggs	4	14	0
2013	Duke Thomas	3	19	0
2014	Dylan Haines	4	98	1
2015	Dylan Haines	5	102	0
2016	Dylan Haines	4	38	0

^ UT record | + UT freshman record

PASS BREAKUPS (SINCE 1975)

YEAR	PLAYER	NO	AVG
1975	Raymond Clayborn	13	1.18
1976	Raymond Clayborn	10	0.91
1977	Ricky Churchman	15	1.36
1978	Derrick Hatchett	13	1.18
1979	Derrick Hatchett	13	1.18
1980	Mike Hatchett	18	1.64
1981	Vance Bedford	22	2.00
1982	Jitter Fields	10	0.91
1983	Mossy Cade	21	1.91
1984	James Lott	13	1.18
1985	Stephen Braggs	15	1.36
1986	Eric Jeffries	19	1.73
1987	Stanley Richard	7	0.63
1988	Mark Berry	14	1.27
1989	Stanley Richard	12	1.09
1990	Lance Gunn	14	1.27
	Stanley Richard	14	1.27
1991	Mark Berry	16	1.45
1992	Joey Ellis	11	1.10
1993	Joey Ellis	11	1.00

YEAR	PLAYER	NO	AVG
1994	Taje Allen	6	0.55
	Chris Carter	6	0.66
1995	Chris Carter	9	0.75
	Bryant Westbrook	9	0.75
1996	Bryant Westbrook	11	0.85
1997	Quinton Wallace	5	0.45
1998	Quentin Jammer	12	0.91
1999	Ahmad Brooks	16	1.08
2000	Quentin Jammer	20	1.82
2001	Quentin Jammer	24	2.00
2002	Rod Babers	21	1.62
2003	Nathan Vasher	26^	2.00
2004	Michael Huff	14	1.16
2005	Cedric Griffin	15	1.15
2006	Aaron Ross	19	1.46
2007	Ryan Palmer	14	1.08
2008	Earl Thomas	17+	1.31
2009	Earl Thomas	16	1.14
2010	Aaron Williams	13	1.08
2011	Carrington Byndom	15	1.15
	Quandre Diggs	15	1.15
2012	Quandre Diggs	7	0.54
2013	Quandre Diggs	10	0.77
2014	Duke Thomas	10	0.77
2015	Davante Davis	7	0.58
2016	John Bonney	9	0.75

^ UT record | + UT freshman record

FORCED FUMBLES (SINCE 1975)

YEAR	PLAYER	NO
1975	Bill Hamilton	7
1976	Lionel Johnson	4
1977	Brad Shearer	4
1978	Bill Acker	6
1979	Steve McMichael	4
1980	Kenneth Sims	5
1981	Kenneth Sims	6
1982	Kiki DeAyala	6
1983	Jerry Gray, Jeff Leiding, Richard Peavy	3
1984	Tony Degrate	4
1985	James McKinney	3
1986	Stephen Braggs	5
1987	Thomas Aldridge, Bob Duncum, Duane Duncum, Britt Hager	2
1988	Britt Hager	4
1989	Lance Gunn	3
1990	Brian Jones	5
1991	Shane Dronett	4
1992	Winfred Tubbs	3
1993	Norman Watkins	2
1994	Tremaine Brown	4
1995	Tony Brackens	5
1996	Chris Akins	4
1997	Casey Hampton, Anthony Hicks, Tony Holmes, Derek Lewis	1
1998	Quentin Jammer	3
1999	Aaron Humphrey	6
2000	Casey Hampton	4
	Quentin Jammer	4
2001	Ahmad Brooks, Marcus Tubbs	2
2002	Cory Redding	4
2003	Michael Griffin, Mike Williams, Rodrique Wright	3
2004	Derrick Johnson	9^
2005	Michael Huff	4
2006	Tim Crowder, Michael Griffin	4
2007	Ryan Palmer	3
2008	Brian Orakpo, Earl Thomas	4
2009	Emmanuel Acho	3
2010	Sam Acho	5
2011	Adrian Phillips	3
2012	Alex Okafor	4
2013	Cedric Reed	5
2014	Malcom Brown	2
2015	Shiro Davis	2



ANNUAL LEADERS

FORCED FUMBLES (CONT)

YEAR	PLAYER	NO
2016	Anthony Wheeler, Kris Boyd, Paul Boyette Jr.	2

^ UT record

FUMBLE RECOVERIES (SINCE 1975)

YEAR	PLAYER	NO
1975	Tim Campbell	5^
1976	Raymond Clayborn	3
1977	Five players tied with	2
1978	Steve McMichael	3
1979	Three players tied with	2
1980	Kenneth Sims	4
	Doug Shankle	4
1981	Three tied at	2
1982	Craig Curry	4
	Richard Peavy	4
1983	Jerry Gray	2
	Ray Woodard	2
1984	Jerry Gray	3
	June James	3
1985	Chalmer Adams	2
	David Fulbright	2
1986	Gerard Senegal	2
1987	Britt Hager	4
1988	Oscar Giles	4
1989	Three players tied with	3
1990	Three players tied with	2
1991	James Patton	2
	Boone Powell	2
1992	Eight players tied with	1
1993	Chris Carter	2
1994	Eight players tied with	1
1995	Tony Brackens	5^
1996	Chris Akins	3
1997	Donald McCowen	2
1998	Donald McCowen	4
1999	Aaron Humphrey	4
2000	D.D. Lewis	5^
2001	D.D. Lewis	3
2002	Lee Jackson	3
2003	Derrick Johnson	3
2004	Phillip Geiggar	2
2005	Michael Griffin	3
2006	Aaron Lewis	3
2007	Brandon Foster	3
2008	Sergio Kindle	2
2009	Sam Acho	4
2010	Sam Acho	5^
2011	Reggie Wilson	2
	Tevin Jackson	2
2012	Six players tied with	1
2013	Jackson Jeffcoat	3
	Scott Leroy	3
2014	Paul Boyette Jr.	2
2015	Hassan Ridgeway	2
2016	Kris Boyd, DeShon Elliott	2

^ UT record

BLOCKED KICKS (SINCE 1975)

YEAR	PLAYER	BLOCKS
1975	Tim Campbell	1 (Punt)
1976	none	
1977	none	
1978	none	
1979	Kenneth Sims	2 (1 Punt/1 FG)
1980	Kenneth Sims	1 (Punt)
1981	none	
1982	Mike Buchanan	2 (2 Punts)
1983	Eric Holle	1 (FG)
	Chris Duliban	1 (Punt)

YEAR	PLAYER	BLOCKS
1984	Chris Duliban	1 (PAT)
	Reynaldo Torres	1 (n/a)
1985	none	
1986	Duane Duncum	1 (PAT)
1987	none	
1987	none	
1989	none	
1990	Van Malone	2 (2 Punts)
1991	Shane Dronett	4^ (3 FGs/1 PAT)
1992	Lance Gunn	1 (Punt)
	Van Malone	1 (Punt)
	Norman Watkins	1 (Punt)
1993	none	
1994	Tony Brackens	2 (2 PATs)
1995	Tony Brackens	1 (FG)
	Derek Lewis	1 (Punt)
	Chris Carter	1 (FG)
1996	Bryant Westbrook	2 (2 Punts)
1997	none	
1998	Ervis Hill	1 (PAT)
	Joe Walker	1 (PAT)
	Marcus Wilkins	1 (Punt)
	Cedric Woodard	1 (PAT)
1999	Terrol Dillon	4^ (4 Punts)
2000	Tyrone Jones	2 (1 PAT/1 FG)
2001	Rod Babers	2 (2 Punts)
2002	Tony Jeffery	2 (2 Punts)
	Marcus Tubbs	2 (2 FGs)
2003	Brian Robison	4^ (3 FGs, 1 PAT)
2004	Michael Griffin	2 (2 Punts)
2005	Michael Griffin	4^ (4 Punts)
2006	Michael Griffin	2 (2 Punts)
2007	none	
2008	Aaron Williams	4^ (4 Punts)
2009	Curtis Brown	1 (1 Punt)
	Clark Ford	1 (1 Punt)
	Marquise Goodwin	1 (1 Punt)
	Kenny Vaccaro	1 (1 Punt)
	Malcolm Williams	1 (1 Punt)
2010	Kheeston Randall	2 (1 PAT/1FG)
2011	Mykkele Thomspson	1 (1 Punt)
	Leroy Scott	1 (1 Punt)
2012	Mykkele Thompson	2 (2 Punts)
	Carrington Byndom	2 (1 Punt/1FG)
	Chris Whaley	2 (2 FGs)
2013	Malcom Brown	1 (1 PAT)
	Jackson Jeffcoat	1 (1 FG)
2014	none	
2015	none	
2016	Poona Ford	2 (2 PAT)
	Brandon Jones	2 (2 punts)

^ UT record

THE LAST TIME (TEXAS)

TEAM	LAST TIME	SPAN
Scored 50-59	50-47 • vs. Notre Dame (9/4/2016)	11 games
Scored 60-69	66-31 • at Ole Miss (9/15/2012)	60 games
Scored 70+	70-3 • vs. Colorado (12/3/2005)	143 games
Scored <10	9-31 • vs. TCU (11/25/2016)	LAST GAME
Scored <7	3-38 • at Notre Dame (9/5/2015)	23 games
Was shutout	0-24 • at Iowa State (10/31/2015)	16 games
Was shutout (home)	0-30 • vs. Houston (11/6/1976)	230 home
Shutout opponent	23-0 • at Kansas (9/27/2014)	33 games
Shutout opponent (home)	45-0 • vs. New Mexico (9/8/2012)	34 home
Shutout opponent (road)	23-0 • at Kansas (9/27/2014)	16 road
Shutout a Big 12 ppponent	23-0 • at Kansas (9/27/2014)	31 games
Shutout by Big 12 opponent	0-24 • at Iowa State (10/31/2015)	16 games
300-399 yards rushing	329 • at Oklahoma State (10/1/2016)	8 games
400+ yards rushing	414 • vs. Texas Tech (11/5/2016)	3 games
<100 yards rushing	60 • at Notre Dame (9/5/2015)	23 games
<0 yds rushing	-7 • vs. Oklahoma (10/07/2000)	233 games
300-399 passing yards	318 • vs. WVU (11/12/2016)	2 games
400-499 passing yards	470 • vs. UCF (11/7/2009)	93 games
500-599 total yards	536 • vs. WVU (10/12/2016)	2 games
600+ total yards	658 • at Texas Tech (11/5/2016)	3 games
<200 yards total offense	163 • at Notre Dame (9/5/2015)	23 games
<100 yards total offense	59 • vs. Arkansas (12/29/2014)	24 games
30+ first downs	32 • vs. WVU (11/12/2016)	2 games
100+ penalty yards	100 • vs. Iowa State (10/15/2016)	6 games
2+ fumbles lost	2 • at Texas Tech (11/5/2016)	3 games
Scored a safety	vs. Baylor (10/29/2016)	4 games
Allowed a safety	at TCU (10/3/2015)	19 games
Scored a 1-point safety	vs. Texas A&M (11/26/2004)	155 games
Forced 5+ turnovers	5 (3 INT, 2 FR) • vs. Rice (9/12/2015)	22 games
Committed 5+ turnovers	5 • at West Virginia (11/14/2015)	13 games
4+ interceptions	4 • at Kansas (9/27/2014)	33 games
Forced 2+ fumbles	3 • vs. Baylor (10/29/2016)	4 games
2+ defensive TD's	vs. Oklahoma State (9/26/2015)	20 games
	34-yard fumble return by Hassan Ridgeway, 41-yd interception return by Holton Hill	
Defensive & special teams TD	vs. Rice (9/12/2015)	22 games
	85 yds punt return by Daje Johnson, 26 yds fumble return by Malik Jefferson	
4 TD's in game	Chris Warren, III (4 rush) • vs. Texas Tech (11/26/2015)	13 games

RUSHING	LAST TIME	SPAN
100-199 yards	170 by D'Onta Foreman • vs. TCU (11/25/2016)	LAST GAME
200-299 yards	250 by D'Onta Foreman • at Kansas (11/20/2016)	1 game
300-399 yards	341 by D'Onta Foreman • vs. Texas Tech (11/6/2016)	3 games
2 players w/ 100+ yards	148 by D'Onta Foreman; 106 by Chris Warren III • at Oklahoma State (10/1/2016)	8 games
30+ attempts	31 by D'Onta Foreman • vs. TCU (11/25/2016)	LAST GAME
Consecutive 100-yard games	D'Onta Foreman (13 straight)	LAST GAME
Consecutive 200-yard games	D'Onta Foreman • vs. Baylor & at Texas Tech (2016)	3 games
50-59 yard run	55 yds by D'Onta Foreman • at Texas Tech (11/5/2016)	3 games
60-69 yard run	62 by D'Onta Foreman • at Oklahoma State (10/1/2016)	7 games
70-79 yard run	74 by D'Onta Foreman • at Texas Tech (11/5/2016)	3 games
80-89 yard run	81 by D'Onta Foreman • vs. Oklahoma (10/10/2015)	17 games
90+ yard run	91 by Chris Warren III • vs. Texas Tech (11/26/2015)	12 games
3 touchdowns	D'Onta Foreman • at Texas Tech (11/5/2016)	3 games
4+ touchdowns	Chris Warren III (4) • vs. Texas Tech (11/26/2015)	13 games

PASSING	LAST TIME	SPAN
300-399 yards	318 by Shane Buechele • vs. WVU (11/12/2016)	2 games
400+ yards	470 by Colt McCoy • vs. UCF (11/7/2009)	92 games
40-49 attempts	48 by Shane Buechele • vs. WVU (11/12/2016)	30 games
50+ attempts	59 by Garrett Gilbert • at Kansas State (11/6/2010)	78 games
25+ completions	31 by Shane Buechele • vs. WVU (11/12/2016)	30 games
3 touchdowns	by Shane Buechele • vs. Oklahoma (10/8/2016)	6 games
4 touchdowns	by Shane Buechele • vs. UTEP (9/10/2016)	8 games
5 touchdowns	by Colt McCoy • vs. Baylor (11/8/2008)	105 games
6+ touchdowns	by Colt McCoy (6) • vs. Baylor (10/14/2006)	134 games
Consecutive 300+ yd games	by Colt McCoy • 396 vs. Kansas & 304 at Texas A&M (2009)	90 games
50-59 yard completion	52 by Shane Buechele to Jake Oliver • at Texas Tech (11/6/2016)	3 games
60-69 yard completion	61 by Shane Buechele to Lorenzo Joe • vs. Baylor (10/29/2016)	4 games
70-79 yard completion	75 by Shane Buechele to Jacorey Warrick • at Kansas (11/19/2016)	1 game
80-89 yard completion	80 by Shane Buechele to Devin Duvernay • at Kansas State (10/22/2016)	4 games
90+ yard completion	91 by Colt McCoy to Malcolm Williams • at Texas Tech (11/1/2008)	108 games

RECEIVING	LAST TIME	SPAN
100-199 yards	125 by Dorian Leonard • vs. WVU (11/12/2016)	2 games
200+ yards	273 by Jordan Shipley • vs. UCF (11/7/2009)	93 games
2 players w/ 100+ yards	114 by Mike Davis; 105 by Jaxon Shipley • at BYU (9/7/2013)	48 games
15+ receptions	15 by Jordan Shipley • vs. Oklahoma State (10/25/2008)	109 games
Consecutive 100-yard games	Mike Davis • vs. Oklahoma State & vs. Texas Tech (2012)	52 games
50-59 yard reception	52 by Jake Oliver • at Texas Tech (11/6/2016)	2 games
60-69 yard reception	61 by Lorenzo Joe • vs. Baylor (10/29/2016)	3 games
70-79 yard reception	75 by Jacorey Warrick • at Kansas (11/19/2016)	1 game
80-89 yard reception	80 by Devin Duvernay • at Kansas State (10/22/2016)	5 games
90+ yard reception	91 by Malcolm Williams • at Texas Tech (11/1/2008)	108 games
3+ touchdowns	3 by Jaxon Shipley • at Oklahoma State (9/29/2012)	59 games

SPECIAL TEAMS	LAST TIME	SPAN
50-59 yard field goal	53 by Nick Rose • at Baylor (12/5/15)	12 games
60+ yard field goal	60 by Russell Exleban • vs. Texas Tech (10/29/1977)	483 games
Made 3+ field goals	by Nick Rose • at Baylor (12/5/15)	12 games
Made 7+ PAT's	7 by Nick Rose • vs. Kansas (11/7/2015)	14 games
60-69 yard punt	63 by Michael Dickson • at Texas Tech (11/5/2016)	3 games
70+ yard Punt	74 by Michael Dickson • vs. TCU (11/25/2016)	LAST GAME
Missed PAT	by Trent Domingue • at Oklahoma State (10/1/2016)	8 games
TD on kickoff return	100 by D.J. Monroe • at Oklahoma State (9/29/2012)	59 games
TD on punt return	85 by Daje Johnson • vs. Rice (9/12/2015)	22 games
2+ TD on kickoff return		NEVER
TD on kickoff return to start game	88 by Greg Lott • at Texas Tech (9/24/1966)	610 games
Consecutive games with special teams TD	by Fozy Whitter (2011)	70 games
	100 KR vs. Oklahoma & 100 KR vs. Oklahoma State	
Recovered on-side kick	by Kevin Vaccaro • vs. Kansas State (10/24/2015)	17 games
2-point conversion	Rush by Garrett Gilbert • vs. Iowa State (10/23/2010)	84 games
Defensive 2-point conversion	vs. Oklahoma (10/13/2012)	58 games
Blocked PAT	by Poona Ford • at Texas Tech (11/5/2016)	3 games
Blocked FG	by Naashon Hughes • vs. Notre Dame (9/4/2016)	11 games
TD on blocked FG	56 by Cedric Griffin • vs. Tulane (9/28/2002)	188 games
Blocked punt	by Brandon Jones • at California (9/17/2016)	9 games
TD on blocked punt	34 by Josh Turner • at Iowa State (10/1/2011)	71 games

DEFENSE	LAST TIME	SPAN
10-14 tackles	10 by Malik Jefferson • vs. Baylor (10/29/2016)	4 games
15+ tackles	15 by Hassan Ridgeway • vs. Rice (9/12/2015)	22 games
5+ tackles for loss	5 by Alex Okafor • vs. Oregon State (12/29/2012)	50 games
4+ sacks	4.5 by Alex Okafor • vs. Oregon State (12/29/2012)	50 games
2+ interceptions	2 by Dylan Haines • vs. WVU (11/12/2016)	7 games
2+ fumble recoveries	2 by Sam Acho • vs. Louisiana Monroe (9/5/2009)	101 games
TD on interception return	41 by Holton Hill • vs. Oklahoma State (9/26/2015)	20 games
TD on fumble return	34 by Hassan Ridgeway • vs. Oklahoma State (9/26/2015)	20 games

THE LAST TIME (OPPONENTS)

TEAM LAST TIME SPAN

Scored 50-59	43-50 • at California (9/17/2016)	9 games
Scored 60-69	21-63 • vs. Oklahoma (10/13/2012)	57 games
Scored 70+	NEVER	NEVER
Scored <10	21-10 • vs. California (12/28/2011)	64 games
Scored <7	27-6 • vs. Iowa State (10/15/2016)	6 games
300+ yards rushing	309 • vs. TCU (11/25/16)	LAST GAME
<100 yards rushing	98 • vs. Iowa State (10/15/2016)	6 games
<0 yards rushing	-2 • vs. Kansas (10/29/2011)	68 games
300-399 passing yards	367 • at Texas Tech (11/5/2016)	3 games
400+ passing yards	409 • vs. Oklahoma State (11/13/2010)	76 games
500-599 total yards	555 • at Oklahoma State (10/1/2016)	6 games
600+ total yards	624 • vs. Baylor (10/29/2016)	4 games
100-199 total yards	192 • at Oklahoma State (11/15/2014)	26 games
<100 total yards	94 • vs. North Texas (8/30/2014)	37 games
30+ first downs	31 • at Texas Tech (11/5/2016)	3 games
100+ penalty yards	102 • vs. Texas Tech (11/28/2013)	13 games
2+ fumbles lost	2 • at Kansas State (10/22/2016)	5 games
Scored a safety	at TCU (10/3/2015)	19 games
4+ interceptions	4 • vs. TCU (11/27/2014)	25 games
2+ non-offensive TDs	40-yard fumble return, 33-yard interception return • vs. TCU (11/27/2014)	25 games
3 total touchdowns	3 receiving by Dede Westbrook • vs. Oklahoma (10/8/2016)	7 games
4+ total touchdowns (rush+rec)	4 receiving by Kevonte Turpin • at TCU (10/3/2015)	19 games

RUSHING LAST TIME SPAN

100-199 yards	101 by Darius Anderson • vs. TCU (11/25/2016)	LAST GAME
200-299 yards	214 by Samaje Perine • vs. Oklahoma (10/8/2016)	7 games
300+ yards	317 by Rashaan Salaam • Colorado (10/1/1994)	289 games
3+ touchdowns	3 by Taysom Hill • BYU (9/6/2014)	34 games
30+ attempts	35 by Samaje Perine • vs. Oklahoma (10/8/2016)	7 games
50-69 yard run	50 by Seth Russell • vs. Baylor (10/29/2016)	4 games
70-79 yard run	70 by Darius Anderson • vs. TCU (11/25/2016)	LAST GAME
80+ yard run	95 by Damien Williams • vs. Oklahoma (10/13/2012)	56 games

PASSING LAST TIME SPAN

300-399 yards	367 by Pat Mahomes • at Texas Tech (11/5/2016)	3 games
400+ yards	409 by Brandon Weeden • Oklahoma State (11/13/2010)	78 games
40-49 attempts	42 by Stanley Carter • at Kansas (11/19/2016)	1 game
50+ attempts	59 by Pat Mahomes • at Texas Tech (11/5/2016)	3 games
25+ completions	36 by Pat Mahomes • at Texas Tech (9/17/2016)	3 games
3 touchdowns	by Pat Mahomes • at Texas Tech (11/5/2016)	3 games
4 touchdowns	by Davis Webb • at California (9/17/2016)	9 games
5 touchdowns	by Deshone Kizer • at Notre Dame (9/4/2016)	10 games
6+ touchdowns	6 by Kliff Kingsbury • Texas Tech (11/16/2002)	186 games
50-59 yard completion	51 by Baker Mayfield • vs. Oklahoma (10/8/2016)	7 games
60-69 yard completion	65 by Patrick Mahomes • vs. Texas Tech (11/26/2015)	13 games
70-79 yard completion	71 by Baker Mayfield • vs. Oklahoma (10/8/2016)	7 games
80+ yard completion	97 by Sam B. Richardson • Iowa State (10/3/2013)	45 games

RECEIVING LAST TIME SPAN

100-199 yards	109 by Jalen McCleskey • at Oklahoma State (10/1/2016)	8 games
200+ yards	232 by Dede Westbrook • vs. Oklahoma (10/8/2016)	7 games
2 players w/ 100+ yards	108 by Ian Sadler & 105 by Jakeem Grant • vs. Texas Tech (11/26/2015)	12 games
15+ receptions	16 by Kevin White • vs. West Virginia (11/8/2014)	26 games
50-59 yard reception	51 by Dahu Green • vs. Oklahoma (10/8/2016)	7 games
60-69 yard reception	65 by Jakeem Grant • vs. Texas Tech (11/26/2015)	12 games
70-79 yard reception	71 by Dede Westbrook • vs. Oklahoma (10/8/2016)	7 games
80+ yard reception	97 by Quenton Bundrage • Iowa State (10/3/2013)	44 games
3+ touchdowns	3 by Dede Westbrook • vs. Oklahoma (10/8/2016)	7 game

SPECIAL TEAMS LAST TIME SPAN

50-59 yard field goal	51 by Clayton Hatfield • vs. Texas Tech (11/26/2015)	13 games
60+ yard field goal	67 by Steve Little • Arkansas (10/15/1977)	485 games
Made 3+ field goals	3 by Ben Grogan • vs. Oklahoma State (9/26/2015)	20 games
Made 7+ PAT's	7 by Mike Hunnicutt • vs. Oklahoma (10/13/2012)	57 games
60-69 yard punt	64 by Dylan Klymph • at California (9/17/2016)	9 games
70+ yard Punt	70 by Jeff Locke • UCLA (9/17/2011)	73 games
Missed PAT	by Ben Grogan • at Oklahoma State (10/1/2016)	8 games
TD on kickoff return	91 by Alex Ross • vs. Oklahoma (10/11/2014)	33 games
TD on punt return	73 by Jeff Scott • Ole Miss (9/14/2013)	48 games
2-point conversion	Rush by Chad Hansen • at California (9/17/2016)	9 games
Defensive 2-point conversion	at Oklahoma State (10/1/2016)	9 games
Blocked PAT	at Oklahoma State (10/1/2016)	9 games
Blocked FG	vs. WVU (11/13/2016)	2 games
TD on blocked FG	62 by Terrell Burt • Baylor (10/4/2014)	32 games
TD on blocked punt	6 by Ghaali Muhammad • Wyoming (9/12/2009)	101 games

DEFENSE LAST TIME SPAN

15+ tackles	18 by Will Smith • Texas Tech (11/28/2013)	39 games
5+ tackles for loss	7 by Ndamukong Suh • Nebraska (12/5/2009)	89 games
4+ sacks	4.5 by Ndamukong Suh • Nebraska (12/5/2009)	89 games
2+ interceptions	2 by Sam Carter • TCU (11/27/2014)	25 games
2+ fumble recoveries	2 by Ian Campbell • Kansas State (11/11/2006)	130 games
TD on interception return	55 by Brandon Stewart • Kansas (11/19/2016)	1 game
TD on fumble return	100 by Douglas Coleman • Texas Tech (11/5/2016)	3 games



BOWL GAME RECORDS MISCELLANEOUS RECORDS

ALL-TIME BOWL APPEARANCES

(53 appearances, 27-24-2 all-time record)

DATE	BOWL	W/L/T	RESULT
Jan. 1, 1943	Cotton	W	Texas 14, Georgia Tech 7
Jan. 1, 1944	Cotton	T	Texas 7, Randolph Field 7
Jan. 1, 1946	Cotton	W	Texas 40, Missouri 27
Jan. 1, 1948	Sugar	W	Texas 27, Alabama 7
Jan. 1, 1949	Orange	W	Texas 41, Georgia 28
Jan. 1, 1951	Cotton	L	Tennessee 20, Texas 14
Jan. 1, 1953	Cotton	W	Texas 16, Tennessee 0
Jan. 1, 1958	Sugar	L	Mississippi 39, Texas 7
Jan. 1, 1960	Cotton	L	Syracuse 23, Texas 14
Dec. 17, 1960	Bluebonnet	T	Texas 3, Alabama 3
Jan. 1, 1962	Cotton	W	Texas 12, Mississippi 7
Jan. 1, 1963	Cotton	L	LSU 13, Texas 0
Jan. 1, 1964	Cotton	W	Texas 28, Navy 6
Jan. 1, 1965	Orange	W	Texas 21, Alabama 17
Dec. 17, 1966	Bluebonnet	W	Texas 19, Mississippi 0
Jan. 1, 1969	Cotton	W	Texas 36, Tennessee 13
Jan. 1, 1970	Cotton	W	Texas 21, Notre Dame 17
Jan. 1, 1971	Cotton	L	Notre Dame 24, Texas 11
Jan. 1, 1972	Cotton	L	Penn State 30, Texas 6
Jan. 1, 1973	Cotton	W	Texas 17, Alabama 13
Jan. 1, 1974	Cotton	L	Nebraska 19, Texas 3
Dec. 30, 1974	Gator	L	Auburn 27, Texas 3
Dec. 27, 1975	Bluebonnet	W	Texas 38, Colorado 21
Jan. 1, 1978	Cotton	L	Notre Dame 38, Texas 10
Dec. 23, 1978	Sun	W	Texas 42, Maryland 0
Dec. 22, 1979	Sun	L	Washington 14, Texas 7
Dec. 31, 1980	Bluebonnet	L	North Carolina 16, Texas 7
Jan. 1, 1982	Cotton	W	Texas 14, Alabama 12
Dec. 25, 1982	Sun	L	North Carolina 26, Texas 10
Jan. 2, 1984	Cotton	L	Georgia 10, Texas 9
Dec. 26, 1984	Freedom	L	Iowa 55, Texas 17
Dec. 31, 1985	Bluebonnet	L	Air Force 24, Texas 16
Dec. 31, 1987	Bluebonnet	W	Texas 32, Pittsburgh 27
Jan. 1, 1991	Cotton	L	Miami, 46, Texas 3
Dec. 30, 1994	Sun	W	Texas 35, North Carolina 31
Dec. 31, 1995	Sugar	L	Virginia Tech 28, Texas 10
Jan. 1, 1997	Fiesta	L	Penn State 38, Texas 15
Jan. 1, 1999	Cotton	W	Texas 38, Mississippi State 11
Jan. 1, 2000	Cotton	L	Arkansas 27, Texas 6
Dec. 29, 2000	Holiday	L	Oregon 35, Texas 30
Dec. 28, 2001	Holiday	W	Texas 47, Washington 43
Jan. 1, 2003	Cotton	W	Texas 35, LSU 20
Dec. 30, 2003	Holiday	L	Washington State 28, Texas 20
Jan. 1, 2005	Rose	W	Texas 38, Michigan 37
Jan. 4, 2006	Rose!	W	Texas 41, USC 38
Dec. 30, 2006	Alamo	W	Texas 26, Iowa 24
Dec. 27, 2007	Holiday	W	Texas 52, Arizona State 34
Jan. 5, 2009	Fiesta	W	Texas 24, Ohio State 21
Jan. 7, 2010	BCS Champ.	L	Alabama 37, Texas 21
Dec. 28, 2011	Holiday	W	Texas 21, Cal 10
Dec. 29, 2012	Alamo	W	Texas 31, Oregon State 27
Dec. 30, 2013	Alamo	L	Oregon 30, Texas 7
Dec. 29, 2014	Texas	L	Arkansas 31, Texas 7

! BCS National Championship Game

BOWL APPEARANCES BY HEAD COACH

NAME	YRS	NO	RECORD	APPEARANCES
Dana X. Bible (1937-46)	10	3	2-0-1	Cotton (3)
Blair Cherry (1947-50)	4	3	2-1	Cotton, Orange, Sugar
Ed Price (1951-56)	6	1	1-0	Cotton
Darrell Royal (1957-76)	20	16	8-7-1	Cotton (10), Bluebonnet (3), Orange, Sugar, Gator
Fred Akers (1977-86)	10	9	2-7	Cotton (3), Sun (3), Bluebonnet (2), Freedom
David McWilliams (1987-91)	5	2	1-1	Cotton, Bluebonnet
John Mackovic (1992-97)	6	3	1-2	Sun, Sugar, Fiesta
Mack Brown (1998-13)	16	15	10-5	Holiday (5), Cotton (3), Alamo (3), Rose (2), BCS Champ., 0.Fiesta
Charlie Strong (2014-)	1	1	0-1	Texas

NCAA ALL-TIME BOWL APPEARANCES

RK	TEAM	APPEARANCES	WINS	LOSSES	TIES	PCT.
1.	Alabama	65	37	25	3	.592
2.	TEXAS	53	27	24	2	.528
	Nebraska	53	26	27	0	.491
4.	Georgia	52	29	19	3	.587
	Tennessee	52	27	25	0	.519
6.	USC	51	34	17	0	.667
7.	Oklahoma	50	29	20	1	.590
8.	Penn State	48	29	17	2	.625
	LSU	48	25	22	1	.531
10.	Ohio State	47	22	25	0	.468
11.	Michigan	45	21	24	0	.467
12.	Florida State	44	26	16	2	.614
	Georgia Tech	44	25	19	0	.568
14.	Florida	43	22	21	0	.512
15.	Arkansas	42	15	24	3	.393
16.	Auburn	41	23	16	2	.585
	Clemson	41	22	19	0	.537
18.	Miami	38	19	19	0	.500
	Texas A&M	38	17	21	0	.447
20.	Ole Miss	37	24	13	0	.649
	Texas Tech	37	14	22	1	.392

BOWL STREAKS

Consecutive bowl appearances	12 (1998-09)
	9 (1977-85)
	8 (1968-75)
	7 (1959-66)
Consecutive bowl wins	5 (2004-08)
	(1963-64, '66, 68-69)
Consecutive bowl losses	4 (1982-85)

RECORD BY BOWL GAME

BOWL GAME	NO	RECORD	LAST APPEARANCE
Cotton	22	11-10-1	2003, vs. LSU (W, 35-20)
Bluebonnet	6	3-2-1	1987, vs. Pittsburgh (W, 32-27)
Holiday	5	3-2	2011, vs. Cal (W, 21-10)
Sun	4	2-2	1994, vs. North Carolina (W, 35-31)
Alamo	3	2-1	2013, vs. Oregon (L, 7-30)
Sugar	3	1-2	1995, vs. Virginia Tech (W, 28-10)
Fiesta	2	1-1	2009, vs. Ohio State (W, 24-21)
Orange	2	2-0	1965, vs. Alabama (W, 21-17)
Rose	2	2-0	2006, vs. USC (W, 41-38)
BCS Champ.	1	0-1	2010, vs. Alabama (L, 37-21)
Freedom	1	0-1	1984, vs. Iowa (L, 17-55)
Gator	1	0-1	1974, vs. Auburn (L, 3-27)
Texas	1	0-1	2014, vs. Arkansas (L, 7-31)

BIG 12 ALL-TIME BOWL APPEARANCES

RK	TEAM	APPEARANCES	WINS	LOSSES	TIES	PCT.
1.	TEXAS	53	27	24	2	.528
2.	Oklahoma	50	29	20	1	.590
3.	Texas Tech	37	14	22	1	.392
4.	West Virginia #	35	15	20	0	.429
5.	TCU#	32	15	16	1	.484
6.	Oklahoma State	27	17	10	0	.630
7.	Baylor	23	12	11	0	.522
8.	Kansas State	20	8	12	0	.400
9.	Kansas	12	6	6	0	.500
10.	Iowa State	12	3	9	0	.250

Member of the league since 2012



BOWL GAME RECORDS TEAM & INDIVIDUAL RECORDS

TEAM RECORDS

SCORING

Most points _____ 52, 2007 Holiday
 Most points allowed _____ 55, by Iowa, 1984 Freedom
 Most combined points _____ 90, 2001 Holiday (47-43 win vs. Washington)
 Largest margin of victory _____ 42, 1978 Sun (42-0 win vs. Maryland)
 Largest margin of defeat _____ 43, 1991 Cotton (46-3 loss to Miami, Fla.)

200 RUSHING YARDS - 12

1. 332 _____ vs. Georgia _____ 1949 Orange
 2. 331 _____ vs. Notre Dame _____ 1970 Cotton
 3. 300 _____ vs. Arizona State _____ 2007 Holiday
 4. 285 _____ vs. Mississippi _____ 1966 Bluebonnet
 5. 289 _____ vs. USC _____ 2006 Rose
 6. 279 _____ vs. Tennessee _____ 1969 Cotton
 7. 269 _____ vs. Tennessee _____ 1953 Cotton
 8. 264 _____ vs. Michigan _____ 2005 Rose
 9. 238 _____ vs. Mississippi State _____ 1999 Cotton
 10. 229 _____ vs. North Carolina _____ 1994 Sun
 11. 216 _____ vs. Notre Dame _____ 1971 Cotton
 12. 214 _____ vs. Air Force _____ 1985 Bluebonnet

200 PASSING YARDS - 14

1. 473 _____ vs. Washington _____ 2001 Holiday
 2. 414 _____ vs. Ohio State _____ 2009 Fiesta
 3. 368 _____ vs. Pittsburgh _____ 1987 Bluebonnet
 4. 308 _____ vs. Iowa _____ 2006 Alamo
 5. 287 _____ vs. Penn State _____ 1997 Fiesta
 6. 269 _____ vs. LSU _____ 2003 Cotton
 7. 267 _____ vs. USC _____ 2006 Rose
 8. 245 _____ vs. Oregon _____ 2000 Holiday
 9. 241 _____ vs. Oregon State _____ 2012 Alamo
 10. 234 _____ vs. Tennessee _____ 1969 Cotton
 234 _____ vs. Navy _____ 1964 Cotton
 12. 225 _____ vs. Mississippi State _____ 1999 Cotton
 13. 212 _____ vs. Arkansas _____ 2000 Cotton
 14. 210 _____ vs. Notre Dame _____ 1971 Cotton

400 YARDS OF TOTAL OFFENSE - 10

1. 592 _____ vs. Washington _____ 2001 Holiday
 2. 556 _____ vs. USC _____ 2006 Rose
 3. 513 _____ vs. Tennessee _____ 1969 Cotton
 4. 486 _____ vs. Ohio State _____ 2009 Fiesta
 4. 484 _____ vs. Pittsburgh _____ 1987 Bluebonnet
 5. 474 _____ vs. Arizona State _____ 2007 Holiday
 6. 463 _____ vs. Mississippi State _____ 1999 Cotton
 7. 444 _____ vs. Michigan _____ 2005 Rose
 8. 438 _____ vs. Notre Dame _____ 1970 Cotton
 9. 426 _____ vs. Notre Dame _____ 1971 Cotton
 10. 425 _____ vs. North Carolina _____ 1994 Sun

INDIVIDUAL RECORDS

RUSHING ATTEMPTS

30 _____ Ricky Williams, vs. Mississippi State _____ 1999 Cotton

RUSHING YARDS

203 _____ Ricky Williams, vs. Mississippi State _____ 1999 Cotton

RUSHING TOUCHDOWNS

4 _____ Priest Holmes, vs. North Carolina _____ 1994 Sun
 _____ Vince Young, vs. Michigan _____ 2005 Rose

PASS ATTEMPTS

58 _____ Colt McCoy, vs. Ohio State _____ 2009 Fiesta

PASS COMPLETIONS

41 _____ Colt McCoy, vs. Ohio State _____ 2009 Fiesta

CONSECUTIVE PASS COMPLETIONS

9 _____ Vince Young, vs. USC _____ 2006 Rose

PASSING YARDS

473 _____ Major Applewhite, vs. Washington _____ 2001 Holiday

TOUCHDOWN PASSES

4 _____ Major Applewhite, vs. Washington _____ 2001 Holiday

TOTAL OFFENSE

476 _____ Major Applewhite (473 pass/3 rush) vs. Washington _____ 2001 Holiday

RECEPTIONS

14 _____ Quan Cosby, vs. Ohio State _____ 2009 Fiesta

RECEIVING YARDS

242 _____ Tony Jones, vs. Pittsburgh _____ 1987 Bluebonnet

TOUCHDOWN RECEPTIONS

2 _____ Jordan Shipley, vs. Alabama _____ 2010 BCS Championship
 2 _____ Quan Cosby, vs. Ohio State _____ 2009 Fiesta
 2 _____ Wane McGarity, vs. Mississippi State _____ 1999 Cotton
 2 _____ Tony Jones, vs. Pittsburgh _____ 1987 Bluebonnet
 2 _____ Cotton Speyrer, vs. Tennessee _____ 1969 Cotton
 2 _____ Phil Harris, vs. Navy _____ 1964 Cotton
 2 _____ Joe Baumgardner, vs. Missouri _____ 1946 Cotton

TOUCHDOWNS RESPONSIBLE FOR

6 _____ Bobby Layne, vs. Missouri (4 rush/2 pass) _____ 1946 Cotton

POINTS SCORED

28 _____ Bobby Layne, vs. Missouri (3 rush TD/1 rec TD/4 PATs) _____ 1946 Cotton

FIELD GOALS

3 _____ Phil Dawson, vs. Penn State _____ 1997 Fiesta
 3 _____ Jeff Ward, vs. Air Force _____ 1985 Bluebonnet
 3 _____ Jeff Ward, vs. Georgia _____ 1984 Cotton

LONGEST FIELD GOAL

55 _____ Russell Erxleben, vs. Colorado _____ 1975 Bluebonnet

INTERCEPTIONS

3 _____ Jerry Cook, vs. Mississippi _____ 1962 Cotton
 3 _____ Leslie Derrick, vs. Mississippi _____ 1966 Bluebonnet
 2 _____ Case McCoy, vs. Oregon _____ 2013 Alamo

PUNTING AVERAGE

46.8 _____ Justin Tucker, vs. Ohio State _____ 2009 Fiesta
 _____ Ernie Koy, vs. LSU _____ 1963 Cotton

LONGEST PUNT

74 _____ Bill Bradley, vs. Tennessee _____ 1969 Cotton

100-YARD RUSHERS - 20

1. 203 (on 30 att) _____ Ricky Williams, vs. Mississippi State _____ 1999 Cotton
 2. 200 (on 19 att) _____ Vince Young, vs. USC _____ 2006 Rose
 3. 192 (on 21 att) _____ Vince Young vs. Michigan _____ 2005 Rose
 4. 164 (on 23 att) _____ Eddie Phillips, vs. Notre Dame _____ 1971 Cotton
 5. 161 (on 27 att) _____ Jamaal Charles, vs. Arizona State _____ 2007 Holiday
 161 (on 27 att) _____ Priest Holmes, vs. North Carolina _____ 1994 Sun
 7. 156 (on 26 att) _____ Chris Gilbert, vs. Mississippi _____ 1966 Bluebonnet
 8. 155 (on 20 att) _____ Steve Worster, vs. Notre Dame _____ 1970 Cotton
 9. 133 (on 24 att) _____ Ernie Koy, vs. Alabama _____ 1965 Orange
 10. 130 (on 26 att) _____ Malcolm Brown, vs. Oregon _____ 2013 Alamo
 11. 120 (on 25 att) _____ Roosevelt Leaks, vs. Alabama _____ 1973 Cotton
 12. 117 (on 16 att) _____ Alan Lowry, vs. Alabama _____ 1973 Cotton
 117 (on 17 att) _____ Tom Landry, vs. Georgia _____ 1949 Orange
 14. 116 (on 29 att) _____ Earl Campbell, vs. Notre Dame _____ 1978 Cotton
 15. 108 (on 26 att) _____ Dick Ochoa, vs. Tennessee _____ 1953 Cotton
 16. 105 (on 20 att) _____ Bill Bradley, vs. Mississippi _____ 1966 Bluebonnet
 105 (on 15 att) _____ Byron Townsend, vs. Tennessee _____ 1951 Cotton
 18. 104 (on 14 att) _____ Johnny "Ham" Jones, vs. Maryland _____ 1978 Sun
 19. 101 (on 17 att) _____ Butch Hadnot, vs. Miami _____ 1991 Cotton
 20. 100 (on 19 att) _____ Jam Jones, vs. Maryland _____ 1978 Sun

TWO 100-YARD RUSHERS IN THE SAME GAME

Johnny "Ham" Jones (14-104) & A.J. "Jam" Jones (19-100) _____ 1978 Sun
 Roosevelt Leaks (25-120) & Alan Lowry (16-117) _____ 1973 Cotton

100-YARD RECEIVERS - 8

1. 8-242-2 _____ Tony Jones, vs. Pittsburgh _____ 1987 Bluebonnet
 2. 14-171-2 _____ Quan Cosby, vs. Ohio State _____ 2009 Fiesta
 3. 5-161-2 _____ Cotton Speyrer, vs. Tennessee _____ 1969 Cotton
 4. 6-157-1 _____ B.J. Johnson, vs. Washington _____ 2001 Holiday
 3-157-2 _____ Phil Harris, vs. Navy _____ 1964 Cotton
 6. 4-142-1 _____ Roy Williams, vs. LSU _____ 2003 Cotton
 7. 11-134-1 _____ Roy Williams, vs. Washington _____ 2001 Holiday
 8. 4-132-2 _____ Wane McGarity, vs. Mississippi State _____ 1999 Cotton

TWO 100-YARD RECEIVERS IN THE SAME GAME

B.J. Johnson (6-157) & Roy Williams (11-134) _____ 2001 Holiday



BOWL GAME RECORDS MISCELLANEOUS RECORDS

INDIVIDUAL RECORDS (CONT)

200-YARD PASSERS

1.	37-55-473-4	Major Applewhite, vs. Washington	2001 Holiday
2.	41-58-414-2	Colt McCoy, vs. Ohio State	2009 Fiesta
3.	20-34-368-3	Bret Stafford, vs. Pittsburgh	1987 Bluebonnet
4.	26-40-308-0	Colt McCoy, vs. Iowa	2006 Alamo
5.	15-28-269-2	Chris Simms, vs. LSU	2003 Cotton
6.	30-40-267-0	Vince Young, vs. USC	2006 Rose
7.	26-42-254-0	James Brown, vs. Penn State	1997 Fiesta
8.	17-33-245-0	Chris Simms, vs. Oregon	2000 Holiday
9.	15-26-225-3	Major Applewhite, vs. Mississippi State	1999 Cotton
10.	7-19-213-2	Duke Carlisle, vs. Navy	1964 Cotton
11.	12-21-201-0	Robert Brewer, vs. Alabama	1982 Cotton
12.	7-13-200-2	James Street, vs. Tennessee	1969 Cotton

MULTIPLE INTERCEPTION GAMES

3	Leslie Derrick	1966 Bluebonnet
3	Jerry Cook	1962 Cotton
2	Marcus Griffin	2007 Holiday
2	Terry Melancon	1973 Cotton
2	Pete Lammons	1965 Orange

50-YARD PASS PLAYS - 15

79t	James Street to Cotton Speyrer, vs. Tennessee	1969 Cotton
78t	James Street to Cotton Speyrer, vs. Tennessee	1969 Cotton
77t	Bret Stafford to Tony Jones, vs. Pittsburgh	1987 Bluebonnet
75	Chris Simms to Roy Williams, vs. LSU	2003 Cotton
72t	Colt McCoy to Jamaal Charles, vs. Iowa	2006 Alamo
69t	Jim Hudson to George Sauer, vs. Alabama	1965 Orange
69t	Bobby Lackey to Jack Collins, vs. Syracuse	1960 Cotton
63t	Duke Carlisle to Phil Harris, vs. Navy	1964 Cotton
59t	Major Applewhite to Wane McGarity, vs. Miss. State	1999 Cotton
58t	Duke Carlisle to Phil Harris, vs. Navy	1964 Cotton
56	Bobby Layne to Hub Bechtol, vs. Missouri	1946 Cotton
55	Colt McCoy to Quan Cosby, vs. Arizona State	2007 Holiday
52t	Major Applewhite to Wane McGarity, vs. Miss. State	1999 Cotton
51t	Chris Simms to Roy Williams, vs. LSU	2003 Cotton
50t*	Ralph Ellsworth to Bobby Layne, vs. Missouri	1946 Cotton

50-YARD RUNS - 4

79t	Ernie Koy, vs. Alabama	1965 Orange
60t	Vince Young, vs. Michigan	2005 Rose
52	Bret Stafford, vs. Air Force	1985 Bluebonnet
50	Chris Gilbert, vs. Mississippi	1966 Bluebonnet

50-YARD FIELD GOALS - 2

55	Russell Erxleben, vs. Colorado	1975 Bluebonnet
52	Phil Dawson, vs. Virginia Tech	1995 Sugar

70-YARD PUNTS - 4

74	Bill Bradley, vs. Tennessee	1969 Cotton
73	James Saxton, vs. Mississippi	1962 Cotton
72	Ernie Koy, vs. LSU	1963 Cotton
71	Tom Landry, vs. Georgia	1949 Orange

50-YARD PUNT RETURNS - 1

61t	Jackie Field, vs. Georgia Tech	1943 Cotton
-----	--------------------------------	-------------

50-YARD KICKOFF RETURNS - 2

93t	Victor Ike, vs. Oregon	2000 Holiday
76^	Raymond Clayborn, vs. Colorado	1975 Bluebonnet

50-YARD INTERCEPTION RETURNS - 1

69	Chris Carter, vs. North Carolina	1994 Sun
----	----------------------------------	----------

t indicates touchdown | * halfback pass

^ took handoff from Graylon Wyatt after Wyatt returned the ball 10 yards

TEAM HIGHS AND LOWS

POINTS

High	52, vs. Arizona State	2007 Holiday
Low	0, vs. LSU	1963 Cotton

FIRST DOWNS

High	33, vs. Ohio State	2009 Fiesta
Low	7, vs. Arkansas	2014 Texas
	9, vs. LSU	1963 Cotton

TOTAL OFFENSE

High	592, vs. Washington	2001 Holiday
Low	59, vs. Arkansas	2014 Texas
	110, vs. Randolph Field	1944 Cotton

AVERAGE YARDS PER PLAY

High	7.3, vs. USC (76 for 556)	2006 Rose
Low	1.4, vs. Arkansas (43 for 59)	2014 Texas
	1.9, vs. North Carolina (67 for 130)	1982 Sun

NET RUSHING YARDS

High	332, vs. Georgia	1949 Orange
Low	(-27), vs. Arkansas	2000 Cotton

AVERAGE YARDS PER RUSHING ATTEMPT

High	8.0, vs. USC (36 for 289)	2006 Rose
Low	(-1.1), vs. Arkansas (25 for -27)	2000 Cotton

PASSING YARDS

High	473, vs. Washington (37-of-55)	2001 Holiday
Low	32, vs. Tennessee (2-of-8)	1953 Cotton

PASS ATTEMPTS

High	58, vs. Ohio State	2009 Fiesta
Low	5, vs. Colorado	1975 Bluebonnet

PASS COMPLETIONS

High	41, vs. Ohio State	2009 Fiesta
Low	2, vs. Maryland	1978 Sun
	2, vs. Tennessee	1953 Cotton

INTERCEPTIONS

High	4, vs. Alabama	2010 BCS Championship
	4, vs. Oregon	2000 Holiday
	4, vs. Mississippi	1966 Bluebonnet
	4, vs. Mississippi	1958 Sugar
Low	0, ten times, last vs. Cal	2011 Holiday

FUMBLES

High	9, vs. Notre Dame	1971 Cotton
------	-------------------	-------------

PENALTIES

High	9, vs. Oregon State	2012 Alamo
	9, vs. Arizona State	2007 Holiday
	9, vs. Virginia Tech	1995 Sugar

PENALTY YARDS

High	91, vs. Virginia Tech	1995 Sugar
------	-----------------------	------------

PUNTING AVERAGE

High	46.8, vs. Ohio State (5 for 234)	2009 Fiesta
	vs. LSU (8 for 374)	1963 Cotton
Low	28.8, vs. Auburn (4 for 115)	1974 Gator

PUNT RETURN AVERAGE

High	25.0, vs. Colorado (1 for 25)	1975 Bluebonnet
Low	0.0, two times, last vs. Cal (1 for 0)	2011 Holiday

KICKOFF RETURN AVERAGE

High	35.0, vs. Colorado (4 for 140)	1975 Bluebonnet
Low	10.0, vs. North Carolina (2 for 20)	1980 Bluebonnet

INTERCEPTIONS BY

High	5, vs. Mississippi	1962 Cotton
------	--------------------	-------------

TEXAS AND THE POLLS ASSOCIATED PRESS

The storied history of Texas football has led to a number of impressive finishes in the national polls. In addition to National Championships in 1963 (AP, UPI), 1969 (AP, UPI), 1970 (UPI) and 2005 (AP, BCS), the Longhorns have finished second in the country three times (1950, UPI/1981, AP/2009, AP). In all, Texas has finished the season nationally ranked by The Associated Press 46 of 80 times. UT has completed the season ranked in the AP Top 10 on 26 occasions. During one impressive 12-year stretch (1959-70), the Longhorns finished the season ranked in the Top Five eight times.

UT AND THE PRESEASON AP POLL

Preseason poll appearances (since 1950) _____ 51 of 66 possible polls
 Last preseason poll appearance _____ 15th (2013)
 Preseason Top 10 rankings _____ 33
 Last preseason Top 10 ranking _____ 5th (2010)
 Most consecutive years in the preseason poll _____ 25 (1958-83)
 Longest span without a preseason ranking _____ 4 (1984-87)

UT'S AP PRESEASON RANKINGS (SINCE 1950)

1950 _____ 5th	1972 _____ 14th	1996 _____ 8th
1951 _____ 11th	1973 _____ 3rd	1997 _____ 12th
1952 _____ 11th	1974 _____ 10th	1999 _____ 17th
1953 _____ 11th	1975 _____ 11th	2000 _____ 7th
1954 _____ 4th	1976 _____ 7th	2001 _____ 5th
1958 _____ 11th	1977 _____ 18th	2002 _____ 4th
1959 _____ 17th	1978 _____ 8th	2003 _____ 5th
1960 _____ 4th	1979 _____ 4th	2004 _____ 7th
1961 _____ 4th	1980 _____ 10th	2005 _____ 2nd
1962 _____ 2nd	1981 _____ 9th	2006 _____ 3rd
1963 _____ 5th	1982 _____ 17th	2007 _____ 4th
1964 _____ 4th	1983 _____ 3rd	2008 _____ 11th
1965 _____ 2nd	1984 _____ 6th	2009 _____ 2nd
1967 _____ 4th	1988 _____ 19th	2010 _____ 5th
1968 _____ 5th	1991 _____ 14th	2012 _____ 15th
1969 _____ 4th	1992 _____ 25th	2013 _____ 15th
1970 _____ 2nd	1994 _____ 18th	
1971 _____ 3rd	1995 _____ 18th	

UT'S ASSOCIATED PRESS POLL STREAKS

Most consecutive weeks in The AP poll _____ 162 (2000-10)
 Current active streak in The AP poll _____ N/A

UT'S AT NO. 1 IN THE ASSOCIATED PRESS POLL

AP National Championships (since 1936) _____ 3
 Appearances at No. 1 in The AP Poll _____ 45
 Last appearance at No. 1 in The AP Poll _____ Oct. 25, 2008
 Most consecutive weeks at No. 1 in The AP Poll _____ 9 (1963)
 Most consecutive years with at least one week at No. 1 _____ 4 (1962-65)

ASSOCIATED PRESS FACTS

All national rankings list The Associated Press poll first followed by the coaches poll.

- The AP Poll debuted in 1936.
- Teams were not ranked until a few weeks into the season from 1936-49.
- The first AP Preseason Poll debuted in 1950.
- The first AP Postseason Poll came out in 1965. There was no postseason poll from 1966-67, but it returned in 1968.
- The AP Poll ranked the Top 20 teams from 1936-60; the Top 10 from 1961-67; the Top 20 from 1968-88 and the Top 25 from 1989-current.

UT AND THE FINAL AP POLL

Final poll appearances (since 1936) _____ 46 of 80 possible polls
 Last final poll appearance _____ 19th (2012)
 Final Top 10 finishes _____ 26
 Last Top 10 finish _____ 2nd (2009)
 Most consecutive years in final poll _____ 12 (1998-2009)
 Longest span without a final poll appearance _____ 6 (1984-89)

UT'S AP FINAL RANKINGS (SINCE 1936)

1941 _____ 4th	1969 _____ 1st	1996 _____ 23rd
1942 _____ 11th	1970 _____ 3rd	1998 _____ 15th
1943 _____ 14th	1971 _____ 18th	1999 _____ 21st
1945 _____ 10th	1972 _____ 3rd	2000 _____ 12th
1946 _____ 15th	1973 _____ 14th	2001 _____ 5th
1947 _____ 5th	1974 _____ T-17th	2002 _____ 6th
1950 _____ 3rd	1975 _____ 6th	2003 _____ 12th
1952 _____ 10th	1977 _____ 4th	2004 _____ 5th
1953 _____ 11th	1978 _____ 9th	2005 _____ 1st
1957 _____ 11th	1979 _____ 12th	2006 _____ 13th
1959 _____ 4th	1981 _____ 2nd	2007 _____ 10th
1961 _____ 3rd	1982 _____ 17th	2008 _____ 4th
1962 _____ 4th	1983 _____ 5th	2009 _____ 2nd
1963 _____ 1st	1990 _____ 12th	2012 _____ 19th
1964 _____ 5th	1994 _____ 25th	
1968 _____ 3rd	1995 _____ 14th	

FINAL AP POLL APPEARANCES (BY DECADE)

DECADE	FINAL POLL	TOP 10
1930-39	0	0
1940-49	6	3
1950-59	5	3
1960-69	6	6
1970-79	9	5
1980-89	3	2
1990-99	6	0
2000-09	10	7
2010-19	1	0

TEXAS AT NO. 1 IN THE POLLS ASSOCIATED PRESS

Texas has spent its share of time at the top of The Associated Press Poll. The Longhorns have reached the top spot 14 different times for a total of 45 weeks. UT's longest stint at the top of The AP Poll was nine weeks in 1963. That stay at the top of the poll began on Oct. 15, following a 28-7 win against No. 1 Oklahoma, which upped UT's record to 4-0. The Longhorns remained in the top spot for the rest of the season. Texas was ranked No. 4 by AP prior to the 1964 season, but after a season opening 31-0 win against Tulane, the Longhorns vaulted to the top spot, a position they held for three weeks until a 14-13 loss to No. 8 Arkansas dropped them to 4-1.

UT'S AT NO. 1 IN THE ASSOCIATED PRESS POLL

AP National Championships (since 1936) _____ 3
 Appearances at No. 1 in The AP Poll _____ 45
 Last appearance at No. 1 in The AP Poll _____ Oct. 25, 2008
 Most consecutive weeks at No. 1 in The AP Poll _____ 9 (1963)
 Most consecutive years with at least one week at No. 1 _____ 4 (1962-65)

2008 (three weeks) _____ Oct. 26 (8-0) _____ Oct. 19 (7-0) _____ Oct. 12 (6-0)	1965 (three weeks) _____ Oct. 12 (4-0) _____ Oct. 5 (3-0) _____ Sept. 28 (2-0)
2005-06 (final) _____ Jan. 6 (0-0)^	1964 (three weeks) _____ Oct. 13 (4-0) _____ Oct. 6 (3-0) _____ Sept. 29 (2-0)
1984 (two weeks) _____ Oct. 9 (3-0) _____ Oct. 2 (2-0)	1963 (nine weeks) _____ Dec. 10 (10-0)^ _____ Dec. 3 (10-0) _____ Nov. 26 (9-0) _____ Nov. 19 (9-0) _____ Nov. 12 (8-0) _____ Nov. 5 (7-0) _____ Oct. 29 (6-0) _____ Oct. 22 (5-0) _____ Oct. 15 (4-0)
1981 (one week) _____ Oct. 13 (4-0)	1962 (two weeks) _____ Oct. 23 (5-0) _____ Oct. 16 (4-0)
1977 (six weeks) _____ Nov. 29 (11-0) _____ Nov. 22 (10-0) _____ Nov. 15 (9-0) _____ Nov. 8 (8-0) _____ Nov. 1 (7-0) _____ Oct. 25 (6-0)	1961 (two weeks) _____ Nov. 14 (8-0) _____ Nov. 7 (7-0)
1970 (six weeks) _____ Dec. 8 (10-0) _____ Dec. 1 (9-0) _____ Nov. 24 (8-0) _____ Nov. 17 (8-0) _____ Nov. 3 (6-0) _____ Oct. 27 (5-0)	1946 (one week) _____ Oct. 8 (3-0)
1969 (four weeks) _____ Jan. 4 (11-0)^ _____ Dec. 9 (10-0) _____ Dec. 2 (9-0) _____ Nov. 25 (8-0)	1941 (two weeks) _____ Nov. 4 (6-0) _____ Oct. 28 (5-0)+

^ National Champions
 + co-No. 1

NO. 1 VS. NO. 2 MATCHUPS INVOLVING TEXAS

Throughout the years, Texas has played in six No. 1 vs. No. 2 matchups and has posted victories in four of the six contests.

Jan. 7, 2010 _____	#1 Alabama 37, #2 Texas 21 (BCS Champ.)
Sept. 9, 2006 _____	#1 Ohio State 24, #2 Texas 7 (Austin)
Jan. 4, 2006 _____	#2 Texas 41, #1 USC 38 (Rose Bowl)
Dec. 6, 1969 _____	#1 Texas 15, #2 Arkansas 14 (Fayetteville, Ark.)
Jan. 1, 1963 _____	#1 Texas 28, #2 Navy 6 (Cotton Bowl)
Oct. 12, 1963 _____	#2 Texas 28, #1 Oklahoma 7 (Dallas)

TEXAS AGAINST NO. 1

Since The Associated Press began its poll in 1936, Texas has faced the nation's top ranked team 16 times. The Longhorns are 5-11 in those matchups.

Nov. 12, 1938 _____	at TCU _____	L, 28-6
Nov. 30, 1939 _____	at Texas A&M _____	L, 20-0
Nov. 4, 1950 _____	vs. SMU _____	W, 23-20
Oct. 9, 1954 _____	vs. Oklahoma _____	L, 14-7
Oct. 13, 1956 _____	vs. Oklahoma _____	L, 45-0
Oct. 12, 1957 _____	vs. Oklahoma _____	L, 21-7
Jan. 1, 1959 _____	vs. Syracuse _____	L, 23-14
Oct. 12, 1963 _____	vs. Oklahoma _____	W, 28-7
Jan. 1, 1964 _____	vs. Alabama _____	W, 21-17
Oct. 7, 1978 _____	vs. Oklahoma _____	L, 31-10
Oct. 10, 1987 _____	vs. Oklahoma _____	L, 44-9
Oct. 11, 2003 _____	vs. Oklahoma _____	L, 65-13
Jan. 1, 2006 _____	vs. USC _____	W, 41-38
Sept. 9, 2006 _____	vs. Ohio State _____	L, 24-7
Oct. 11, 2008 _____	vs. Oklahoma _____	W, 45-35
Jan. 7, 2010 _____	vs. Alabama _____	L, 37-21

TEXAS AS NO. 1

In addition to its 16 matchups against the nation's No. 1-ranked team, Texas has entered 40 other games as The AP's top-ranked squad. The Longhorns are 30-7-3 in those games.

Nov. 1, 1941 _____	at #20 SMU _____	W, 34-0
Nov. 8, 1941 _____	vs. Baylor _____	T, 7-7
Oct. 12, 1946 _____	vs. Oklahoma _____	W, 20-13
Nov. 11, 1961 _____	vs. Baylor _____	W, 33-7
Nov. 18, 1961 _____	vs. TCU _____	L, 6-0
Oct. 20, 1962 _____	vs. #7 Arkansas _____	W, 7-3
Oct. 27, 1962 _____	at Rice _____	T, 14-14
Oct. 19, 1963 _____	at Arkansas _____	W, 17-13
Oct. 26, 1963 _____	vs. Rice _____	W, 10-6
Nov. 2, 1963 _____	at SMU _____	W, 17-12
Nov. 9, 1963 _____	vs. Baylor _____	W, 7-0
Nov. 16, 1963 _____	vs. TCU _____	W, 17-0
Nov. 28, 1963 _____	at Texas A&M _____	W, 15-13
Jan. 1, 1964 _____	vs. #2 Navy _____	W, 28-6
Oct. 3, 1964 _____	vs. Army _____	W, 28-7
Oct. 10, 1964 _____	vs. Oklahoma _____	W, 28-7
Oct. 17, 1964 _____	vs. #8 Arkansas _____	L, 14-13
Oct. 2, 1965 _____	vs. Indiana _____	W, 27-12
Oct. 9, 1965 _____	vs. Oklahoma _____	W, 19-0
Oct. 16, 1965 _____	at #3 Arkansas _____	L, 27-24
Nov. 27, 1969 _____	at Texas A&M _____	W, 49-12
Dec. 6, 1969 _____	at #2 Arkansas _____	W, 15-14
Jan. 1, 1970 _____	vs. #9 Notre Dame _____	W, 21-17
Oct. 31, 1970 _____	vs. SMU _____	W, 42-15
Nov. 7, 1970 _____	at Baylor _____	W, 21-14
Nov. 26, 1970 _____	vs. Texas A&M _____	W, 52-14
Dec. 5, 1970 _____	vs. #4 Arkansas _____	W, 42-7
Jan. 1, 1971 _____	vs. #6 Notre Dame _____	L, 24-11
Oct. 29, 1977 _____	vs. #14 Texas Tech _____	W, 26-0
Nov. 5, 1977 _____	at Houston _____	W, 35-21
Nov. 12, 1977 _____	vs. TCU _____	W, 44-14
Nov. 19, 1977 _____	vs. Baylor _____	W, 29-7
Nov. 26, 1977 _____	at #12 Texas A&M _____	W, 57-28
Jan. 1, 1978 _____	vs. #5 Notre Dame _____	L, 38-10
Oct. 17, 1981 _____	at Arkansas _____	L, 42-11
Oct. 6, 1984 _____	at Rice _____	W, 38-13
Oct. 13, 1984 _____	vs. #2 Oklahoma _____	T, 15-15
Oct. 18, 2008 _____	vs. #11 Missouri _____	W, 56-31
Oct. 25, 2008 _____	vs. #7 Oklahoma State _____	W, 28-24
Nov. 1, 2008 _____	at #6 Texas Tech _____	L, 39-33

TEXAS AND THE POLLS

UT ALL-TIME AGAINST RANKED OPPONENTS

1936	0-3-1 (.000)	1980	2-2 (.500)
1937	1-1 (1.000)	1981	4-0 (1.000)
1938	0-2 (.000)	1982	1-1 (.500)
1939	0-3 (.000)	1983	3-1 (.750)
1940	_____	1984	3-0-1 (.875)
1941	2-0 (1.000)	1985	2-3 (.667)
1942	1-0 (1.000)	1986	0-4 (.000)
1943	1-1 (1.000)	1987	2-3 (.400)
1944	0-1 (.000)	1988	0-2 (.000)
1945	_____	1989	2-3 (.667)
1946	1-1 (.500)	1990	3-2 (.600)
1947	3-1 (.750)	1991	1-2 (.333)
1948	1-2 (.333)	1992	1-3 (.250)
1949	1-3 (.250)	1993	0-4-1 (.000)
1950	1-2 (.333)	1994	2-2 (.500)
1951	3-1 (.750)	1995	3-2-1 (.583)
1952	1-2 (.333)	1996	1-4 (.200)
1953	2-1 (.667)	1997	0-1 (.000)
1954	0-4-1 (.000)	1998	3-2 (.600)
1955	1-3 (.250)	1999	1-4 (.200)
1956	0-3 (.000)	2000	1-2 (.333)
1957	4-2 (.667)	2001	2-2 (.500)
1958	1-1 (.500)	2002	2-1 (.667)
1959	2-2 (1.000)	2003	3-2 (.600)
1960	1-1-1 (.500)	2004	3-1 (.750)
1961	2-0 (1.000)	2005	4-0 (1.000)
1962	1-1 (.500)	2006	2-1 (.667)
1963	2-0 (1.000)	2007	2-1 (.667)
1964	1-1 (.500)	2008	4-1 (.800)
1965	0-1 (.000)	2009	3-1 (.750)
1966	0-1 (.000)	2010	1-4 (.200)
1967	0-1 (.000)	2011	0-4 (.000)
1968	3-0-1 (.875)	2012	2-3 (.400)
1969	3-0 (1.000)	2013	1-4 (.200)
1970	2-1 (.667)	2014	1-5 (.167)
1971	0-3 (.000)	2015	2-3 (.400)
1972	2-1 (.667)	2016	2-2 (.500)
1973	0-2 (.000)		
1974	1-2 (.333)		
1975	2-2 (.500)		
1976	0-3-1 (.125)		
1977	4-1 (.800)		
1978	2-2 (.500)		
1979	4-2 (.667)		

Overall record 125-146-8 (.462)
Home 45-42-4 (.516)
Away 33-45-0 (.423)
Neutral (includes bowls) 47-59-4 (.445)

UT ALL-TIME AGAINST RANKED OPPONENTS (BY COACH)

COACH	YEARS	VS. TOP 25	VS. #1	AS #1
Jack Chevigny	1934-36	0-3-1 (.125)	0-0	0-0
D.X. Bible	1937-46	6-9-0 (.400)	0-2	2-0-1
Blair Cherry	1947-50	6-8-0 (.429)	1-0	0-0
Ed Price	1951-56	7-14-1 (.341)	0-1	0-0
Darrell Royal	1957-76	27-25-3 (.518)	2-2	20-4-1
Fred Akers	1977-86	25-16-1 (.607)	0-1	6-2-1
David McWilliams	1987-91	8-12-0 (.400)	0-0	0-0
John Mackovic	1992-97	7-16-2 (.320)	0-0	0-0
Mack Brown	1998-13	34-33-0 (.507)	2-3	2-1
Charlie Strong	2014-16	5-10 (.333)	0-0	0-0

UT'S AP TOP 25 MATCHUPS (SINCE 1936)

Since The AP Poll began in 1936, Texas has entered a game with both teams featured among the nation's Top 25 on 174 occasions. The Longhorns have come out on top in 92 of those Top 25 matchups. Below is a breakdown of those games.

Top 25 matchups	93-77-4 (.546)
As the higher ranked team in a Top 25 matchup	63-31-2 (.667)
As the lower ranked team in a Top 25 matchup	30-46-2 (.397)

TEXAS' NO. 1 RANKINGS (ALL SERVICES)

1941	_____ Berryman, Williamson	1970	_____ UPI, Berryman
1961	_____ Sagarin		_____ FACT, Litkenhous, NFF
1962	_____ Litkenhous	1977	_____ Berryman, FACT
1963	_____ Unanimous	1981	_____ Nat'l Champ. Foundation
1968	_____ DeVold, Matthews, Sagarin	2005	_____ Unanimous
1969	_____ Unanimous		

Berryman (1940-present): A mathematical rating system by Clyde P. Berryman of Washington, D.C.

DeVold System (1945-present): A mathematical rating sys. by Harry DeVold of Minneapolis.

FACT (1968-present): A computerized mathematical system by David Rothman of Hawthorne, Calif.

Litkenhous (1934-84): A difference by score formula by Edward E. Litkenhous of Vanderbilt University.

Matthews Grid Ratings (1966-Present): A mathematical rating system by Herman Matthews of Middlesboro, Ky.

NCF (1980-2000): Established by Mike Riter Germantown, N.Y. Predated from 1869-1979.

NFF (1959-90): The National Football Foundation.

Sagarin Ratings (1956-present): Developed by Jeff Sagarin, the computerized system runs in USA Today.

Williamson System (1932-63): A power rating system chosen by Paul Williamson of New Orleans for the Sugar Bowl.

UPI (1950-90; '93-94): United Press International.

BCS (1999-2013): Bowl Championship Series

CFP (2014-present) College Football Playoff

UT'S FINAL USA TODAY/ESPN TOP 25 FINISHES (SINCE 1982)

1982	_____ 20th	2001	_____ 5th
1983	_____ 5th	2002	_____ 7th
1987	_____ 20th	2003	_____ 11th
1990	_____ 10th	2004	_____ 4th
1994	_____ 23rd	2005	_____ 1st
1995	_____ 14th	2006	_____ 13th
1996	_____ 23rd	2007	_____ 10th
1998	_____ 16th	2008	_____ 3rd
1999	_____ 23rd	2009	_____ 2nd
2000	_____ 12th	2012	_____ 18th

UT'S ALL-TIME UPI TOP 25 FINISHES (1950-96)

1950	_____ 2nd	1968	_____ 5th	1981	_____ 4th
1952	_____ 11th	1969	_____ 1st	1982	_____ 18th
1953	_____ 8th	1970	_____ 1st	1983	_____ 5th
1957	_____ 11th	1971	_____ 12th	1987	_____ 19th
1959	_____ 4th	1972	_____ 5th	1990	_____ 11th
1960	_____ 17th	1973	_____ 8th	1994	_____ 23rd
1961	_____ 4th	1975	_____ 7th	1995	_____ 14th
1962	_____ 4th	1977	_____ 5th	1996	_____ 23rd
1963	_____ 1st	1978	_____ 9th		
1964	_____ 5th	1979	_____ 13th		

ALL-TIME RECORDS VS. OPPONENT

TEAM	1ST MTG	LAST MTG	W	L	T
Air Force	1985	1985	0	1	0
Alabama	1902	2010	7	1	1
Arizona	1925	1925	1	0	0
Arizona State	2007	2007	1	0	0
Arkansas	1894	2014	56	22	0
Arkansas State	2007	2007	1	0	0
Army	1964	1964	1	0	0
Auburn	1910	1991	5	3	0
Austin College	1912	1923	6	0	0
Austin YMCA	1894	1895	3	0	0
Baylor	1901	2016	76	26	4
Bergstrom Field	1945	1945	1	0	0
Blackland AA Field	1943	1943	1	0	0
Boston College	1974	1977	2	1	0
BYU	1987	2014	1	4	0
California	1959	2016	5	2	0
Camp Mabry Auto School	1918	1918	1	0	0
Centenary	1929	1935	3	2	2
Chicago	1904	1904	0	1	0
College of Mines	1930	1933	2	0	0
Colorado	1940	2009	11	7	0
Colorado College	1908	1908	0	1	0
Colorado State	1975	1975	1	0	0
Corpus Christi NAS	1942	1942	1	0	0
Dallas Athletic Club	1901	1901	1	0	0
Dallas University	1893	1899	7	1	1
Daniel Baker	1906	1932	3	0	0
Deaf School	1903	1903	1	0	0
Florida	1924	1940	2	0	1
Florida Atlantic	2008	2010	2	0	0
Fort Worth University	1897	1897	1	1	0
Galveston High	1895	1898	3	0	0
Georgia	1948	1983	3	1	0
Georgia Tech	1942	1942	1	0	0
Harvard	1931	1931	0	1	0
Haskell	1902	1919	6	5	0
Hawaii	1995	1995	1	0	0
Houston	1953	2002	16	7	2
Houston Town Team	1897	1901	2	0	0
Howard Payne	1919	1930	5	0	0
Idaho	1949	1949	1	0	0
Indiana	1940	1966	3	0	0
Iowa	1984	2006	1	1	0
Iowa State	1979	2016	12	2	0
Kansas	1901	2016	13	3	0
Kansas City Medics	1900	1900	1	0	0
Kansas State	1913	2016	7	10	0
Kentucky	1951	1951	1	0	0
Kirksville	1901	1901	0	1	0
Louisiana-Lafayette	2000	2005	2	0	0
Louisiana-Monroe	2009	2009	1	0	0
LSU	1896	2003	9	7	1
Louisville	1993	1994	1	1	0
Maryland	1959	1978	3	0	0
Miami (Fl.)	1972	1991	2	2	0
Michigan	2005	2005	1	0	0
Minnesota	1936	1936	0	1	0
Mississippi	1912	2013	6	2	0
Mississippi State	1921	1999	2	2	0
Missouri	1894	2011	17	6	0
Nashville	1901	1902	1	0	1
Navy	1963	1969	2	0	0
Nebraska	1933	2010	10	4	0
New Mexico	1948	2012	3	0	0
New Mexico State	1996	2013	5	0	0
North Carolina	1947	2002	6	3	0
North Carolina State	1999	1999	0	1	0
North Texas	1976	2014	10	0	0
Northwestern	1942	1942	0	1	0
Notre Dame	1913	2016	3	9	0
Ohio State	2005	2009	2	1	0
Oklahoma	1900	2016	61	45	5

TEAM	1ST MTG	LAST MTG	W	L	T
Oklahoma State	1916	2016	24	7	0
Oregon	1941	2013	4	2	0
Oregon State	1980	2012	3	0	0
Penn State	1972	1997	2	3	0
Phillips	1919	1926	5	1	0
Pittsburgh	1987	1995	3	0	0
Polytechnic	1913	1913	1	0	0
Purdue	1950	1951	2	0	0
Radio School	1918	1918	2	0	0
Randolph Field	1943	1944	0	1	1
Ream Flying Field	1918	1918	1	0	0
Rice	1914	2015	72	21	1
Rutgers	1997	1999	2	0	0
St. Edwards	1921	1929	3	0	0
Sam Houston State	2006	2006	1	0	0
San Antonio Town Team	1893	1899	8	0	0
San Jose State	2017	-	-	-	-
Sewanee	1898	1915	4	3	0
Simmons	1920	1931	2	0	0
South Carolina	1957	1957	0	1	0
Southern Cal	1955	2006	1	4	0
SMU	1916	1995	47	22	4
SW Oklahoma Teachers	1926	1927	2	0	0
Southwest Texas	1930	1930	1	0	0
Southwestern	1908	1945	20	2	0
Stanford	1985	2000	2	2	0
Syracuse	1959	1993	0	2	1
Temple	1949	1949	1	0	0
Tennessee	1950	1968	2	1	0
Texas A&I	1935	1935	1	0	0
Texas A&M	1894	2011	76	37	5
TCU	1897	2016	62	24	1
Texas Tech	1928	2016	50	16	0
Transylvania	1905	1910	1	1	0
Trinity	1902	1927	6	0	0
Tulane	1894	2003	17	1	1
Twenty-Sixth Infantry	1906	1906	1	0	0
UCF	2007	2009	2	0	0
UCLA	1970	2014	3	4	0
UTEP*	1930	2016	5	0	0
Utah	1982	1982	1	0	0
Utah State	1972	1980	3	0	0
Vanderbilt	1899	1928	3	8	1
Villanova	1953	1953	1	0	0
Virginia	1977	1996	2	1	0
Virginia Tech	1995	1995	0	1	0
Wabash	1914	1914	1	0	0
Wake Forest	1973	1973	1	0	0
Washington	1974	2001	3	1	0
Washington (St. Louis)	1904	1906	2	0	0
Washington State	1954	2003	2	1	0
West Texas Military Acad.	1906	1906	1	0	0
West Virginia	1956	2016	2	4	0
Wisconsin	1939	1939	1	0	0
Wyoming	1974	2012	5	0	0

* formerly known as College of Mines

All-time record	891	360	33	.707
Home record	514	134	13	.787
Road record	275	151	10	.642
Neutral record [^]	102	75	10	.572
Overtime record	2	1		.667

[^] Includes bowl record of 27-24-2

2017 opponents in bold



ALL-TIME SCORES VS. OPPONENT

AIR FORCE

1985# _____ L _____ 16-24
Air Force leads, 1-0

ALABAMA

1902 (A) _____ W _____ 10-0
1915 (H) _____ W _____ 20-0
1922 (H) _____ W _____ 19-10
1947* _____ W _____ 27-7
1960 # _____ T _____ 3-3
1964 & _____ W _____ 21-17
1972 ! _____ W _____ 17-13
1982 ! _____ W _____ 14-12
2010 > _____ L _____ 21-37
UT leads, 7-1-1

ARIZONA

1925 (H) _____ W _____ 20-0
UT leads, 1-0

ARIZONA STATE

2007% _____ W _____ 52-34
UT leads, 1-0

ARKANSAS

1894 (H) _____ W _____ 54-0
1903 (H) _____ W _____ 15-0
1905 (A) _____ W _____ 4-0
1906 (A) _____ W _____ 11-0
1907 (A) _____ W _____ 26-6
1908 (H) _____ W _____ 21-0
1911 (H) _____ W _____ 12-0
1912 (H) _____ W _____ 48-0
1916 (H) _____ W _____ 52-0
1917 (H) _____ W _____ 20-0
1919 (H) _____ W _____ 35-7
1928 (H) _____ W _____ 20-7
1929 (A) _____ W _____ 27-0
1932 (A) _____ W _____ 34-0
1933 (H) _____ L _____ 6-20
1934 (A) _____ W _____ 19-12
1935 (H) _____ L _____ 13-28
1936 (A) _____ L _____ 0-6
1937 (H) _____ L _____ 10-21
1938 (A) _____ L _____ 6-42
1939 (H) _____ W _____ 14-13
1940 (A) _____ W _____ 21-0
1941 (H) _____ W _____ 48-14
1942 (A) _____ W _____ 47-6
1943 (H) _____ W _____ 34-0
1944 (A) _____ W _____ 19-0
1945 (A) _____ W _____ 34-7
1946 (H) _____ W _____ 20-0
1947 (N) _____ W _____ 21-6
1948 (H) _____ W _____ 14-6
1949 (A) _____ W _____ 27-14
1950 (H) _____ W _____ 19-14
1951 (A) _____ L _____ 14-16
1952 (H) _____ W _____ 44-7
1953 (A) _____ W _____ 16-7
1954 (H) _____ L _____ 7-20
1955 (A) _____ L _____ 20-27
1956 (H) _____ L _____ 14-32
1957 (A) _____ W _____ 17-0
1958 (H) _____ W _____ 24-6
1959 (A) _____ W _____ 13-12
1960 (H) _____ L _____ 23-24
1961 (A) _____ W _____ 33-7
1962 (H) _____ W _____ 7-3
1963 (A) _____ W _____ 17-13
1964 (H) _____ L _____ 13-14
1965 (A) _____ L _____ 24-27
1966 (H) _____ L _____ 7-12

1967 (A) _____ W _____ 21-12
1968 (H) _____ W _____ 39-29
1969 (A) _____ W _____ 15-14
1970 (H) _____ W _____ 42-7
1971 (A) _____ L _____ 7-31
1972 (H) _____ W _____ 35-15
1973 (A) _____ W _____ 34-6
1974 (H) _____ W _____ 38-7
1975 (A) _____ W _____ 24-18
1976 (H) _____ W _____ 29-12
1977 (A) _____ W _____ 13-9
1978 (H) _____ W _____ 28-21
1979 (A) _____ L _____ 14-17
1980 (H) _____ W _____ 23-17
1981 (A) _____ L _____ 11-42
1982 (H) _____ W _____ 33-7
1983 (A) _____ W _____ 31-3
1984 (H) _____ W _____ 24-18
1985 (A) _____ W _____ 15-13
1986 (H) _____ L _____ 14-21
1987 (A) _____ W _____ 16-14
1988 (H) _____ L _____ 24-27
1989 (A) _____ W _____ 24-20
1990 (H) _____ W _____ 49-17
1991 (A) _____ L _____ 13-14
2000 ! _____ L _____ 6-27
2003 (H) _____ L _____ 28-38
2004 (A) _____ W _____ 22-20
2008 (H) _____ W _____ 52-10
2014 \ _____ L _____ 7-31
UT leads, 56-22

ARKANSAS STATE

2007 (H) _____ W _____ 21-13
UT leads, 1-0

ARMY

1964 (H) _____ W _____ 17-6
UT leads, 1-0

AUBURN

1910 (H) _____ W _____ 9-0
1911 (H) _____ W _____ 18-5
1925 (N) _____ W _____ 33-0
1974 ^ _____ L _____ 3-27
1983 (A) _____ W _____ 20-7
1984 (H) _____ W _____ 35-27
1987 (A) _____ L _____ 3-31
1991 (H) _____ L _____ 10-14
UT leads, 5-3

AUSTIN COLLEGE

1912 (H) _____ W _____ 3-0
1913 (H) _____ W _____ 27-6
1920 (N) _____ W _____ 54-0
1921 (H) _____ W _____ 60-0
1922 (H) _____ W _____ 19-0
1923 (H) _____ W _____ 31-0
UT leads, 6-0

AUSTIN YMCA

1894 (H) _____ W _____ 6-0
1894 (H) _____ W _____ 24-0
1895 (H) _____ W _____ 24-0
UT leads, 3-0

BAYLOR

1901 (A) _____ W _____ 23-0
1903 (H) _____ W _____ 48-0
1904 (H) _____ W _____ 58-0
1905 (H) _____ W _____ 39-0
1907 (H) _____ W _____ 27-11
1908 (H) _____ W _____ 27-5

1910 (A) ? _____ W _____ 1-0
1911 (H) _____ W _____ 11-0
1912 (A) _____ W _____ 19-7
1913 (H) _____ W _____ 77-0
1914 (H) _____ W _____ 57-0
1916 (H) _____ L _____ 3-7
1917 (A) _____ L _____ 0-3
1919 (H) _____ W _____ 29-13
1923 (A) _____ W _____ T _____ 7-7
1924 (H) _____ L _____ 10-28
1925 (H) _____ W _____ 13-3
1926 (A) _____ L _____ 7-10
1927 (H) _____ W _____ 13-12
1928 (A) _____ W _____ 6-0
1929 (H) _____ T _____ 0-0
1930 (A) _____ W _____ 14-0
1931 (H) _____ W _____ 25-0
1932 (A) _____ W _____ 19-0
1933 (H) _____ L _____ 0-3
1934 (H) _____ W _____ 25-6
1935 (A) _____ W _____ 25-6
1936 (H) _____ L _____ 18-21
1937 (A) _____ W _____ 9-6
1938 (H) _____ L _____ 3-14
1939 (A) _____ L _____ 0-20
1940 (H) _____ W _____ 13-0
1941 (A) _____ T _____ 7-7
1942 (H) _____ W _____ 20-0
1945 (H) _____ W _____ 21-14
1946 (A) _____ W _____ 22-7
1947 (H) _____ W _____ 28-7
1948 (A) _____ W _____ 13-10
1949 (H) _____ W _____ 20-0
1950 (A) _____ W _____ 27-20
1951 (H) _____ L _____ 6-18
1952 (A) _____ W _____ 35-33
1953 (H) _____ W _____ 21-20
1954 (A) _____ L _____ 7-13
1955 (H) _____ W _____ 21-20
1956 (A) _____ L _____ 7-10
1957 (H) _____ T _____ 7-7
1958 (A) _____ W _____ 20-15
1959 (H) _____ W _____ 13-12
1960 (A) _____ W _____ 12-7
1961 (H) _____ W _____ 33-7
1962 (A) _____ W _____ 27-12
1963 (H) _____ W _____ 7-0
1964 (A) _____ W _____ 20-14
1965 (H) _____ W _____ 35-14
1966 (A) _____ W _____ 26-14
1967 (H) _____ W _____ 24-0
1968 (A) _____ W _____ 47-26
1969 (H) _____ W _____ 56-14
1970 (A) _____ W _____ 21-14
1971 (H) _____ W _____ 24-0
1972 (A) _____ W _____ 17-3
1973 (H) _____ W _____ 42-6
1974 (A) _____ L _____ 24-34
1975 (H) _____ W _____ 37-21
1976 (A) _____ L _____ 10-20
1977 (H) _____ W _____ 29-7
1978 (A) _____ L _____ 14-38
1979 (H) _____ W _____ 13-0
1980 (A) _____ L _____ 0-16
1981 (H) _____ W _____ 34-12
1982 (A) _____ W _____ 31-23
1983 (H) _____ W _____ 24-21
1984 (A) _____ L _____ 10-24
1985 (H) _____ W _____ 17-10
1986 (A) _____ L _____ 13-18
1987 (H) _____ W _____ 34-16
1988 (A) _____ L _____ 14-17
1989 (H) _____ L _____ 7-50

1990 (A) _____ W _____ 23-13
1991 (H) _____ L _____ 11-21
1992 (A) _____ L _____ 20-21
1993 (H) _____ W _____ 38-17
1994 (A) _____ W _____ 63-35
1995 (H) _____ W _____ 21-13
1996 (H) _____ W _____ 28-23
1997 (A) _____ L _____ 21-23
1998 (H) _____ W _____ 30-20
1999 (A) _____ W _____ 62-0
2000 (H) _____ W _____ 48-14
2001 (A) _____ W _____ 49-10
2002 (H) _____ W _____ 41-0
2003 (A) _____ W _____ 56-0
2004 (H) _____ W _____ 44-14
2005 (A) _____ W _____ 62-0
2006 (H) _____ W _____ 63-31
2007 (A) _____ W _____ 31-10
2008 (H) _____ W _____ 45-21
2009 (A) _____ W _____ 47-14
2010 (H) _____ W _____ 22-30
2011 (A) _____ L _____ 24-48
2012 (H) _____ W _____ 56-50
2013 (A) _____ L _____ 10-30
2014 (H) _____ L _____ 7-28
2015 (A) _____ W _____ 23-17
2016 (H) _____ W _____ 35-34
UT leads, 75-26-4

? Baylor left the field because of a disagreement with the referee with the score 6-6 at the half.

BERGSTROM FIELD

1945 (H) _____ W _____ 13-7
UT leads, 1-0

BLACKLAND ARMY AIR FIELD

1943 (H) _____ W _____ 65-6
UT leads, 1-0

BOSTON COLLEGE

1974 (A) _____ W _____ 42-19
1976 (A) _____ L _____ 13-14
1977 (H) _____ W _____ 44-0
UT leads, 2-1

BYU

1987 (H) _____ L _____ 17-22
1988 (A) _____ L _____ 6-47
2011 (H) _____ W _____ 17-16
2013 (A) _____ L _____ 21-40
2014 (H) _____ L _____ 7-41
BYU leads, 4-1

CALIFORNIA

1959 (H) _____ W _____ 33-0
1961 (A) _____ W _____ 28-3
1969 (A) _____ W _____ 17-0
1970 (H) _____ W _____ 56-15
2011 % _____ W _____ 21-10
2015 (H) _____ L _____ 44-45
2016 (A) _____ L _____ 43-50
UT leads, 5-2

CAMP MABRY AUTO SCHOOL

1918 (H) _____ W _____ 22-0
UT leads, 1-0

CENTENARY

1929 (H) _____ W _____ 20-0
1930 (H) _____ T _____ 0-0
1931 (A) _____ W _____ 6-0
1932 (H) _____ L _____ 6-13

1933 (N) _____ T _____ 0-0
1934 (H) _____ L _____ 6-9
1935 (H) _____ W _____ 19-13
UT leads, 3-2-2

CHICAGO

1904 (A) _____ L _____ 0-68
Chicago leads, 1-0

COLLEGE OF MINES

1930 (H) _____ W _____ 28-0
1933 (H) _____ W _____ 22-6
UT leads, 2-0

COLORADO

1940 (H) _____ W _____ 39-7
1941 (A) _____ W _____ 34-6
1946 (H) _____ W _____ 76-0
1975 # _____ W _____ 38-21
1989 (A) _____ L _____ 6-27
1990 (H) _____ L _____ 22-29
1993 (A) _____ L _____ 14-36
1994 (H) _____ L _____ 31-34
1996 (A) _____ L _____ 24-28
1997 (H) _____ L _____ 30-47
2000 (A) _____ W _____ 28-14
2001 (H) _____ W _____ 41-7
2001@ _____ L _____ 37-39
2004 (A) _____ W _____ 31-7
2005 (H) _____ W _____ 42-17
2005 @ _____ W _____ 70-3
2008 (A) _____ W _____ 38-14
2009 (H) _____ W _____ 38-14
UT leads, 11-7

COLORADO COLLEGE

1908 (H) _____ L _____ 0-15
Colorado College leads, 1-0

COLORADO STATE

1975 (H) _____ W _____ 46-0
UT leads, 1-0

CORPUS CHRISTI NAS

1942 (H) _____ W _____ 40-0
UT leads, 1-0

DALLAS ATH. CLUB

1901 (H) _____ W _____ 12-0
UT leads, 1-0

DALLAS UNIVERSITY

1893 (A) _____ W _____ 18-16
1894 (H) _____ W _____ 16-0
1895 (A) _____ W _____ 10-0
1896 (A) _____ T _____ 0-0
1896 (H) _____ W _____ 22-4
1897 (A) _____ L _____ 4-22
1897 (H) _____ W _____ 20-16
1898 (H) _____ W _____ 26-0
1899 (A) _____ W _____ 11-6
UT leads, 7-1-1

DANIEL BAKER

1906 (H) _____ W _____ 40-0
1915 (H) _____ W _____ 92-0
1932 (H) _____ W _____ 26-0
UT leads, 3-0

DEAF SCHOOL

1903 (H) _____ W _____ 17-0
UT leads, 1-0





ALL-TIME SCORES VS. OPPONENT

FLORIDA

1924 (H) _____ T _____ 7-7
 1939 (H) _____ W _____ 12-0
 1940 (A) _____ W _____ 26-0
UT leads, 2-0-1

FLORIDA ATLANTIC

2008 (H) _____ W _____ 52-10
 2010 (H) _____ W _____ 51-17
UT leads, 2-0

FORT WORTH UNIV.

1897 (A) _____ L _____ 0-6
 1897 (H) _____ W _____ 38-0
Series tied, 1-1

GALVESTON HIGH

1895 (H) _____ W _____ 8-0
 1896 (H) _____ W _____ 42-0
 1898 (H) _____ W _____ 17-0
UT leads, 3-0

GEORGIA

1949 & _____ W _____ 41-28
 1957 (A) _____ W _____ 26-7
 1958 (H) _____ W _____ 13-8
 1984! _____ L _____ 9-10
UT leads, 3-1

GEORGIA TECH

1943! _____ W _____ 14-7
UT leads, 1-0

HARVARD

1931 (A) _____ L _____ 7-35
Harvard leads, 1-0

HASKELL

1902 (H) _____ L _____ 0-12
 1903 (N) _____ L _____ 0-6
 1904 (H) _____ L _____ 0-4
 1905 (H) _____ L _____ 0-17
 1906 (H) _____ W _____ 28-0
 1907 (H) _____ W _____ 45-10
 1909 (N) _____ L _____ 11-12
 1910 (H) _____ W _____ 68-3
 1912 (H) _____ W _____ 14-7
 1914 (N) _____ W _____ 23-7
 1919 (H) _____ W _____ 13-7
UT leads, 6-5

HAWAII

1995 (A) _____ W _____ 38-17
UT leads, 1-0

HOUSTON

1953 (H) _____ W _____ 28-7
 1968 (H) _____ T _____ 20-20
 1976 (H) _____ L _____ 0-30
 1977 (A) _____ W _____ 35-21
 1978 (H) _____ L _____ 7-10
 1979 (A) _____ W _____ 21-13
 1980 (H) _____ W _____ 15-13
 1981 (A) _____ T _____ 14-14
 1982 (H) _____ W _____ 50-0
 1983 (A) _____ W _____ 9-3
 1984 (H) _____ L _____ 15-29
 1985 (A) _____ W _____ 34-24
 1986 (H) _____ W _____ 30-10
 1987 (A) _____ L _____ 40-60
 1988 (H) _____ L _____ 15-66
 1989 (A) _____ L _____ 9-47
 1990 (H) _____ W _____ 45-24
 1991 (A) _____ L _____ 14-23

1992 (H) _____ W _____ 45-38
 1993 (A) _____ W _____ 34-16
 1994 (H) _____ W _____ 48-13
 1995 (A) _____ W _____ 52-20
 2000 (H) _____ W _____ 48-0
 2001 (A) _____ W _____ 53-26
 2002 (H) _____ W _____ 41-11
UT leads, 16-7-2

HOUSTON TOWN TEAM

1897 (H) _____ W _____ 42-6
 1901 (H) _____ W _____ 32-0
UT leads, 2-0

HOWARD PAYNE

1919 (H) _____ W _____ 26-0
 1920 (H) _____ W _____ 41-7
 1921 (H) _____ W _____ 21-0
 1924 (H) _____ W _____ 6-0
 1930 (H) _____ W _____ 26-0
UT leads, 5-0

IDAHO

1949 (H) _____ W _____ 56-7
UT leads, 1-0

INDIANA

1940 (A) _____ W _____ 13-6
 1965 (H) _____ W _____ 27-12
 1966 (H) _____ W _____ 35-0
UT leads, 3-0

IOWA

1984 + _____ L _____ 17-55
 2006 = _____ W _____ 26-24
Series tied, 1-1

IOWA STATE

1979 (H) _____ W _____ 17-9
 1998 (H) _____ W _____ 54-33
 1999 (A) _____ W _____ 44-41
 2002 (H) _____ W _____ 21-10
 2003 (A) _____ W _____ 40-19
 2006 (H) _____ W _____ 37-14
 2007 (A) _____ W _____ 56-3
 2010 (H) _____ L _____ 21-28
 2011 (A) _____ W _____ 37-14
 2012 (H) _____ W _____ 33-7
 2013 (A) _____ W _____ 31-30
 2014 (H) _____ W _____ 48-45
 2015 (A) _____ L _____ 0-24
 2016 (H) _____ W _____ 27-6
UT leads, 12-2

KANSAS

1901 (A) _____ L _____ 0-12
 1938 (A) _____ L _____ 18-19
 1996 (A) _____ W _____ 38-17
 1997 (H) _____ W _____ 45-31
 2000 (A) _____ W _____ 51-16
 2001 (H) _____ W _____ 59-0
 2004 (A) _____ W _____ 27-23
 2005 (H) _____ W _____ 66-14
 2008 (A) _____ W _____ 35-7
 2009 (H) _____ W _____ 51-20
 2011 (H) _____ W _____ 43-0
 2012 (A) _____ W _____ 21-17
 2013 (H) _____ W _____ 35-13
 2014 (A) _____ W _____ 23-0
 2015 (H) _____ W _____ 59-20
 2016 (A) _____ L _____ 21-24 (ot)
UT leads, 13-3

KANSAS CITY MEDICS

1900 (H) _____ W _____ 30-0
UT leads, 1-0

KANSAS STATE

1913 (H) _____ W _____ 46-0
 1926 (A) _____ L _____ 3-13
 1927 (H) _____ W _____ 41-7
 1942 (H) _____ W _____ 64-0
 1998 (A) _____ L _____ 7-48
 1999 (H) _____ L _____ 17-35
 2002 (A) _____ W _____ 17-14
 2003 (H) _____ W _____ 24-20
 2006 (A) _____ L _____ 42-45
 2007 (H) _____ L _____ 21-41
 2010 (A) _____ L _____ 14-39
 2011 (H) _____ L _____ 13-17
 2012 (A) _____ L _____ 24-42
 2013 (H) _____ W _____ 31-21
 2014 (A) _____ L _____ 0-23
 2015 (H) _____ W _____ 23-9
 2016 (A) _____ L _____ 21-24
KSU leads, 10-7

KENTUCKY

1951 (H) _____ W _____ 7-6
UT leads, 1-0

KIRKSVILLE

1901 (A) _____ L _____ 0-48
Kirksville leads, 1-0

LOUISIANA-LAFAYETTE

2000(H) _____ W _____ 52-10
 2005(H) _____ W _____ 60-3
UT leads, 2-0

LOUISIANA-MONROE

2009 (H) _____ W _____ 59-20
UT leads, 1-0

LSU

1896 (A) _____ L _____ 0-14
 1899 (H) _____ W _____ 29-0
 1902 (N) _____ L _____ 0-5
 1907 (H) _____ W _____ 12-5
 1910 (H) _____ W _____ 12-0
 1935 (A) _____ L _____ 6-18
 1936 (H) _____ T _____ 6-6
 1937 (A) _____ L _____ 0-9
 1938 (H) _____ L _____ 0-20
 1941 (H) _____ W _____ 34-0
 1948 (H) _____ W _____ 33-0
 1950 (H) _____ W _____ 21-6
 1952 (A) _____ W _____ 35-14
 1953 (A) _____ L _____ 7-20
 1954 (H) _____ W _____ 20-6
 1963! _____ L _____ 0-13
 2003! _____ W _____ 35-20
UT leads, 9-7-1

LOUISVILLE

1993 (A) _____ L _____ 10-41
 1994 (H) _____ W _____ 30-16
Series tied, 1-1

MARYLAND

1959 (H) _____ W _____ 26-0
 1960 (A) _____ W _____ 34-0
 1978 \$ _____ W _____ 42-0
UT leads, 3-0

MIAMI (FLA.)

1972 (H) _____ W _____ 23-10
 1973 (A) _____ L _____ 15-20
 1981 (H) _____ W _____ 14-7
 1991! _____ L _____ 3-46
Series tied, 2-2

MICHIGAN

2005 < _____ W _____ 38-37
UT leads, 1-0

MINNESOTA

1936 (A) _____ L _____ 19-47
Minnesota leads, 1-0

MISSISSIPPI

1912 (H) _____ W _____ 53-14
 1914 (N) _____ W _____ 66-7
 1925 (H) _____ W _____ 25-0
 1958 * _____ L _____ 7-39
 1962! _____ W _____ 12-7
 1966 # _____ W _____ 19-0
 2012 (A) _____ W _____ 66-31
 2013 (H) _____ L _____ 44-23
UT leads, 6-2

MISSISSIPPI STATE

1921 (H) _____ W _____ 54-7
 1991 (A) _____ L _____ 6-13
 1992 (H) _____ L _____ 10-28
 1999! _____ W _____ 38-11
Series tied, 2-2

MISSOURI

1894 (H) _____ L _____ 0-28
 1896 (H) _____ L _____ 0-10
 1900 (H) _____ W _____ 17-11
 1901 (A) _____ W _____ 11-0
 1907 (A) _____ L _____ 4-5
 1916 (A) _____ L _____ 0-3
 1931 (H) _____ W _____ 31-0
 1932 (A) _____ W _____ 65-0
 1946! _____ W _____ 40-27
 1946 (H) _____ W _____ 42-0
 1979 (A) _____ W _____ 21-0
 1982 (H) _____ W _____ 21-0
 1985 (H) _____ W _____ 21-17
 1986 (A) _____ W _____ 27-25
 1996 (H) _____ W _____ 40-10
 1997 (A) _____ L _____ 29-37
 2000 (H) _____ W _____ 46-12
 2001 (A) _____ W _____ 35-16
 2004 (H) _____ W _____ 28-20
 2005 (A) _____ W _____ 51-20
 2008 (H) _____ W _____ 56-31
 2009 (A) _____ W _____ 41-7
 2011 (A) _____ L _____ 5-17
UT leads, 17-6

NASHVILLE

1901 (N) _____ T _____ 5-5
 1902 (N) _____ W _____ 11-5
UT leads, 1-0-1

NAVY

1964! _____ W _____ 28-6
 1969 (H) _____ W _____ 56-17
UT leads, 2-0

NEBRASKA

1933 (A) _____ L _____ 0-26
 1959 (A) _____ W _____ 20-0
 1960 (H) _____ L _____ 13-14
 1973! _____ L _____ 3-19
 1996 @ _____ W _____ 37-27
 1998 (A) _____ W _____ 20-16
 1999 (H) _____ W _____ 24-20
 1999 @ _____ L _____ 6-22
 2002 (A) _____ W _____ 27-24
 2003 (H) _____ W _____ 31-7
 2006 (A) _____ W _____ 22-20
 2007 (H) _____ W _____ 28-25
 2009 @ _____ W _____ 13-12
 2010 (A) _____ W _____ 20-13
UT leads, 10-4

NEW MEXICO

1948 (H) _____ W _____ 47-0
 1988 (H) _____ W _____ 47-0
 2012 (H) _____ W _____ 45-0
UT leads, 3-0

NEW MEXICO STATE

1996 (H) _____ W _____ 41-7
 1998 (H) _____ W _____ 66-36
 2001 (H) _____ W _____ 41-7
 2003 (H) _____ W _____ 66-7
 2013 (H) _____ W _____ 56-7
UT leads, 5-0

NORTH CAROLINA

1947 (H) _____ W _____ 34-0
 1948 (A) _____ L _____ 7-34
 1951 (H) _____ W _____ 45-20
 1952 (A) _____ W _____ 28-7
 1980 # _____ L _____ 7-16
 1982 \$ _____ L _____ 10-26
 1994 \$ _____ W _____ 35-31
 2001 (H) _____ W _____ 44-14
 2002 (A) _____ W _____ 52-21
UT leads, 6-3

NORTH CAROLINA ST.

1999 (H) _____ L _____ 20-23
N.C. State leads, 1-0

NORTH TEXAS

1976 (H) _____ W _____ 17-14
 1978 (H) _____ W _____ 26-16
 1981 (H) _____ W _____ 23-10
 1983 (H) _____ W _____ 26-6
 1988 (H) _____ W _____ 27-24
 1992 (H) _____ W _____ 33-15
 2002 (H) _____ W _____ 27-0
 2004 (H) _____ W _____ 65-0
 2006 (H) _____ W _____ 56-7
 2014 (H) _____ W _____ 38-7
UT leads, 10-0

NORTHWESTERN

1942 (A) _____ L _____ 0-3
Northwestern leads, 1-0





ALL-TIME SCORES VS. OPPONENT

1992 (A)	L	14-23
1993 (H)	W	24-3
1994 (A)	W	34-18
1995 (H)	W	27-19
2007 (H)	W	34-13
2012 (H)	L	13-20
2013 (A)	W	30-7
2014 (H)	L	10-48
2015 (A)	L	7-50
2016 (H)	L	9-31

UT leads, 62-24-1

TEXAS TECH

1928 (H)	W	12-0
1934 (A)	W	12-6
1937 (H)	W	25-12
1945 (H)	W	33-0
1947 (H)	W	33-0
1949 (H)	W	43-0
1950 (A)	W	28-14
1955 (H)	L	14-20
1958 (H)	W	12-7
1960 (H)	W	17-0
1961 (H)	W	42-14
1962 (A)	W	34-0
1963 (H)	W	49-7
1964 (A)	W	23-0
1965 (H)	W	33-7
1966 (A)	W	31-21
1967 (H)	L	13-19
1968 (A)	L	22-31
1969 (H)	W	49-7
1970 (A)	W	35-13
1971 (H)	W	28-0
1972 (A)	W	25-20
1973 (H)	W	28-12
1974 (A)	L	3-26
1975 (H)	W	42-18
1976 (A)	L	28-31
1977 (H)	W	26-0
1978 (A)	W	24-7
1979 (H)	W	14-6
1980 (A)	L	20-24
1981 (H)	W	26-9
1982 (A)	W	27-0
1983 (H)	W	20-3
1984 (A)	W	13-10
1985 (H)	W	34-21
1986 (A)	L	21-23
1987 (H)	W	41-27
1988 (A)	L	32-33
1989 (H)	L	17-24
1990 (A)	W	41-22
1991 (H)	W	23-14
1992 (A)	W	44-33
1993 (H)	L	22-31
1994 (A)	L	9-33
1995 (H)	W	48-7
1996 (A)	W	38-32
1997 (H)	L	10-24
1998 (A)	L	35-42
1999 (H)	W	58-7
2000 (A)	W	29-17
2001 (H)	W	42-7
2002 (A)	L	38-42
2003 (H)	W	43-40
2004 (A)	W	51-21
2005 (H)	W	52-17
2006 (A)	W	35-31
2007 (H)	W	59-43
2008 (A)	L	33-39
2009 (H)	W	34-24
2010 (A)	W	24-14

2011 (H)	W	52-20
2012 (A)	W	31-22
2013 (H)	W	41-16
2014 (A)	W	34-13
2015 (H)	L	45-48
2016 (A)	W	45-37

UT leads, 50-16

TRANSYLVANIA

1905 (H)	L	0-6
1910 (H)	W	48-0

Series tied, 1-1

TRINITY

1902 (H)	W	27-0
1904 (H)	W	24-0
1909 (H)	W	18-0
1914 (H)	W	30-0
1917 (H)	W	27-0
1927 (H)	W	20-6

UT leads, 6-0

TULANE

1894 (H)	W	12-0
1895 (H)	W	16-0
1896 (A)	W	12-4
1899 (A)	W	11-0
1899 (H)	W	32-0
1902 (A)	W	6-0
1908 (H)	L	15-28
1909 (A)	T	10-10
1923 (N)	W	33-0
1955 (H)	W	35-21
1956 (A)	W	7-6
1957 (H)	W	20-6
1958 (A)	W	21-20
1962 (H)	W	35-8
1963 (A)	W	21-0
1964 (H)	W	31-0
1965 (H)	W	31-0
2002 (A)	W	49-0
2003 (H)	W	63-18

UT leads, 17-1-1

26TH INFANTRY

1906 (H)	W	21-0
----------	---	------

UT leads, 1-0

UCF

2007 (A)	W	35-32
2009 (H)	W	35-3

UT leads, 2-0

UCLA

1970 (H)	W	20-17
1971 (A)	W	28-10
1997 (H)	L	3-66
1998 (A)	L	31-49
2010 (H)	L	12-34
2011 (A)	W	49-20
2014 (N)	L	17-20

UCLA leads, 4-3

UTEP**

1930 (H)	W	28-0
1933 (H)	W	22-6
2008 (A)	W	42-13
2009 (H)	W	64-7
2016 (H)	W	41-7

UT leads, 5-0

UTAH

1982 (H)	W	21-12
----------	---	-------

UT leads, 1-0

UTAH STATE

1972 (H)	W	27-12
1975 (H)	W	61-7
1980 (H)	W	35-17

UT leads, 3-0

VANDERBILT

1899 (A)	L	0-6
1900 (N)	W	22-0
1903 (H)	T	5-5
1905 (A)	L	0-33
1906 (A)	L	0-45
1921 (N)	L	0-20
1922 (N)	L	10-20
1923 (N)	W	16-0
1925 (A)	L	6-14
1926 (N)	L	0-7
1927 (N)	W	13-6
1928 (N)	L	12-13

Vanderbilt leads, 8-3-1

VILLANOVA

1953 (H)	W	41-12
----------	---	-------

UT leads, 1-0

VIRGINIA

1977 (H)	W	68-0
1995 (H)	W	17-16
1996 (A)	L	13-37

UT leads, 2-1

VIRGINIA TECH

1995 *	L	10-28
--------	---	-------

Virginia Tech leads, 1-0

WABASH

1914 (H)	W	39-0
----------	---	------

UT leads, 1-0

WAKE FOREST

1973 (H)	W	41-0
----------	---	------

UT leads, 1-0

WASHINGTON

1974 (H)	W	35-21
1975 (A)	W	28-10
1979 \$	L	7-14
2001 %	W	47-43

UT leads, 3-1

WASHINGTON (ST. LOUIS)

1904 (A)	W	23-0
1906 (H)	W	17-6

UT leads, 2-0

WASHINGTON STATE

1954 (H)	W	40-14
1961 (H)	W	41-8
2004 %	L	20-28

UT leads, 2-1

WEST TEXAS MILITARY ACADEMY

1906 (H)	W	28-0
----------	---	------

UT leads, 1-0

WEST VIRGINIA

1956 (H)	L	6-7
2012 (H)	L	45-48
2013 (A)	W	47-40 (ot)
2014 (H)	W	33-16
2015 (A)	L	20-38
2016 (H)	L	20-24

West Virginia leads, 4-2

WISCONSIN

1939 (A)	W	17-7
----------	---	------

UT leads, 1-0

WYOMING

1974 (H)	W	34-7
1978 (H)	W	17-3
2009 (A)	W	41-10
2010 (H)	W	34-7
2012 (H)	W	37-17

UT leads, 5-0

KEY

- (H) Home
- (A) Away
- (N) Neutral
- = Alamo Bowl
- > BCS Championship
- # Bluebonnet Bowl
- ! Cotton Bowl
- ~ Fiesta Bowl
- + Freedom Bowl
- ^ Gator Bowl
- % Holiday Bowl
- & Orange Bowl
- < Rose Bowl
- * Sugar Bowl
- \$ Sun Bowl
- \ Texas Bowl
- @ Big 12 Championship
- ** Formerly known as College of Mines



YEAR-BY-YEAR RESULTS

1893 (4-0)

Head coach: none

Table with 4 columns: Date, Location, Opponent, Score. Rows include games against Dallas U, San Antonio, and Dallas U.

1894 (6-1)

Head coach: R.D. Wentworth

Table with 4 columns: Date, Location, Opponent, Score. Rows include games against Texas A&M, Tulane, Austin YMCA, Arkansas, San Antonio, and Missouri.

1895 (5-0)

Head coach: Frank Crawford

Table with 4 columns: Date, Location, Opponent, Score. Rows include games against Dallas U, Austin YMCA, Tulane, San Antonio, and Galveston.

1896 (4-2-1)

Head coach: Harry Robinson

Table with 4 columns: Date, Location, Opponent, Score. Rows include games against Galveston, Dallas U, San Antonio, Tulane, LSU, Dallas U, and Missouri.

DID YOU KNOW? The 1896 Texas varsity was the first team to play out of state, as the team ventured east for games against Tulane (a 12-4 victory) and LSU (a 14-0 loss).

1897 (6-2)

Head coach: W.F. Kelly

Table with 4 columns: Date, Location, Opponent, Score. Rows include games against San Antonio, Dallas U, Fort Worth U, Add Ran (Waco), Houston Town Team, San Antonio, Fort Worth U, and Dallas U.

1898 (5-1)

Head coach: D.F. Edwards

Table with 4 columns: Date, Location, Opponent, Score. Rows include games against Add Ran (Waco), Texas A&M, Galveston, Add Ran, Sewanee, and Dallas U.

1899 (6-2)

Head coach: M.G. Clarke

Table with 4 columns: Date, Location, Opponent, Score. Rows include games against Dallas U, San Antonio, Texas A&M (S.A.), Sewanee, Vanderbilt, Tulane, Tulane, and LSU.

1900 (6-0)

Head coach: S.H. Thompson

Table with 4 columns: Date, Location, Opponent, Score. Rows include games against Oklahoma, vs. Vanderbilt (D), vs. Texas A&M (S.A.), Missouri, Kansas City Medics, and Texas A&M.

1901 (8-2-1)

Head coach: S.H. Thompson

Table with 4 columns: Date, Location, Opponent, Score. Rows include games against Houston Town Team, vs. Nashville U. (D), Oklahoma, vs. Texas A&M (S.A.), @ Baylor, Dallas AC, @ Missouri, @ Kirksville, @ Kansas, @ Oklahoma, and Texas A&M.

1902 (6-3-1)

Head coach: J.B. Hart

Table with 4 columns: Date, Location, Opponent, Score. Rows include games against Oklahoma, vs. Sewanee (D), vs. LSU (S.A.), vs. Texas A&M (S.A.), Trinity, Haskell, @ Nashville U, @ Alabama, @ Tulane, and Texas A&M.

1903 (5-1-2)

Head coach: Ralph Hutchinson

Table with 4 columns: Date, Location, Opponent, Score. Rows include games against School for Deaf, vs. Haskell (D), Oklahoma, Baylor, Arkansas, Vanderbilt, @ Oklahoma, and Texas A&M.

1904 (6-2)

Head coach: Ralph Hutchinson

Table with 4 columns: Date, Location, Opponent, Score. Rows include games against TCU, Trinity, Haskell, @ Wash.-St. Louis, @ U. Chicago, Oklahoma, Baylor, and Texas A&M.

1905 (5-4)

Head coach: Ralph Hutchinson

Table with 4 columns: Date, Location, Opponent, Score. Rows include games against TCU, Haskell, Baylor, @ Vanderbilt, @ Arkansas, @ Oklahoma, Transylvania, Sewanee, and Texas A&M.

1906 (9-1)

Head coach: H.R. Schenker

Table with 4 columns: Date, Location, Opponent, Score. Rows include games against 26th Infantry, TCU, W. Texas Military, @ Vanderbilt, @ Arkansas, @ Oklahoma, Haskell, Daniel Baker, Wash.-St. Louis, and Texas A&M.

1907 (6-1-1)

Head coach: W.E. Metzenthin

Table with 4 columns: Date, Location, Opponent, Score. Rows include games against vs. Texas A&M (D), LSU, Haskell, @ Arkansas, @ Missouri, Baylor, Oklahoma, and Texas A&M.

1908 (5-4)

Head coach: W.E. Metzenthin

Table with 4 columns: Date, Location, Opponent, Score. Rows include games against TCU, Baylor, Colorado College, Arkansas, Southwestern, vs. Texas A&M (Houston), @ Oklahoma, Tulane, and Texas A&M.

1909 (4-3-1)

Head coach: Dexter Draper

Table with 4 columns: Date, Location, Opponent, Score. Rows include games against Southwestern, Haskell (D), Trinity, TCU, vs. Texas A&M (Houston), @ Tulane, Oklahoma, and Texas A&M.

1910 (6-2)

Head coach: W.S. Wasmund

Table with 4 columns: Date, Location, Opponent, Score. Rows include games against Southwestern, Haskell, Transylvania, Auburn, @ Baylor (forfeit), vs. Texas A&M (Houston), LSU, and Oklahoma.

1911 (5-2)

Head coach: Dave Allerdice

Table with 4 columns: Date, Location, Opponent, Score. Rows include games against Southwestern, Baylor, Arkansas, Sewanee, vs. Texas A&M (Houston), Auburn, and Oklahoma.

1912 (7-1)

Head coach: Dave Allerdice

Table with 4 columns: Date, Location, Opponent, Score. Rows include games against TCU, Austin College, vs. Oklahoma (D), Haskell, @ Baylor, vs. Mississippi (Houston), Southwestern, and Arkansas.

1913 (7-1)

Head coach: Dave Allerdice

Table with 4 columns: Date, Location, Opponent, Score. Rows include games against Ft. Worth Poly, Austin College, Baylor, vs. Sewanee (D), Southwestern, vs. Oklahoma (Houston), Kansas State, and Notre Dame.

1914 (8-0)

Head coach: Dave Allerdice

Table with 4 columns: Date, Location, Opponent, Score. Rows include games against Trinity, Baylor, Rice, vs. Oklahoma (D), Southwestern, vs. Haskell (Houston), Mississippi, and Wabash.

DID YOU KNOW? In 1914, standout halfback Len Barrell scored 14 touchdowns and kicked 34 extra points and one field goal to tally 121 points for the Longhorns.

1915 (6-3)

Head coach: Dave Allerdice SWC: 2-2 (T-3rd)

Table with 4 columns: Date, Location, Opponent, Score. Rows include games against TCU, Daniel Baker, Rice, vs. Oklahoma (D), Southwestern, vs. Sewanee (Houston), Alabama, @ Texas A&M, and Notre Dame.



YEAR-BY-YEAR RESULTS

1916 (7-2)

Head coach: Eugene Van Gent
SWC: 5-1 (1st)

Table with 3 columns: Date, Opponent, Score. Rows include Sept. 30 vs SMU, Oct. 7 vs Rice, Oct. 13 vs Oklahoma St. (S.A.), etc.

DID YOU KNOW? In 1916, 15,000 fans packed Clark Field to witness Texas' 21-7 upset win against Texas A&M.

1917 (4-4)

Head coach: Bill Juneau
SWC: 2-3 (4th)

Table with 3 columns: Date, Opponent, Score. Rows include Oct. 6 vs Trinity, Oct. 13 vs Southwestern, Oct. 20 vs Oklahoma (D), etc.

1918 (9-0)

Head coach: Bill Juneau
SWC: 4-0 (1st)

Table with 3 columns: Date, Opponent, Score. Rows include Sept. 28 vs TCU, Oct. 13 vs Penn Radio School, Oct. 27 vs Penn Radio School, etc.

1919 (6-3)

Head coach: Bill Juneau
SWC: 3-2 (4th)

Table with 3 columns: Date, Opponent, Score. Rows include Sept. 27 vs Howard Payne, Oct. 4 vs Southwestern, Oct. 11 vs Phillips, etc.

1920 (9-0)

Head coach: Berry Whitaker
SWC: 5-0 (1st)

Table with 3 columns: Date, Opponent, Score. Rows include Sept. 25 vs Simmons, Oct. 2 vs Southwestern, Oct. 9 vs Howard Payne, etc.

1921 (6-1-1)

Head coach: Berry Whitaker
SWC: 1-0-1 (2nd)

Table with 3 columns: Date, Opponent, Score. Rows include Oct. 1 vs St. Edwards, Oct. 8 vs Austin College, Oct. 15 vs Howard Payne, etc.

1922 (7-2)

Head coach: Berry Whitaker
SWC: 2-1 (2nd)

Table with 3 columns: Date, Opponent, Score. Rows include Sept. 29 vs Austin College, Oct. 7 vs Phillips, Oct. 14 vs Oklahoma A&M, etc.

1923 (8-0-1)

Head coach: E.J. Stewart
SWC: 2-0-1 (2nd)

Table with 3 columns: Date, Opponent, Score. Rows include Sept. 28 vs Austin College, Oct. 6 vs Phillips, Oct. 13 vs Tulane (Beaumont), etc.

1924 (5-3-1)

Head coach: E.J. Stewart
SWC: 2-3 (6th)

Table with 3 columns: Date, Opponent, Score. Rows include Sept. 27 vs Southwestern, Oct. 4 vs Phillips, Oct. 11 vs Howard Payne, etc.

^ first game in Memorial Stadium

DID YOU KNOW? The "Longhorn T," a monthly newsletter published by the UT Athletics Council, proudly announced on March 1, 1924, that \$165,357.47 had been pledged by more than 3,500 students, faculty and Mr. and Mrs. Luther Stark "as guarantee that Texas will have the first stadium in the entire south and one of the best in the country."

1925 (6-2-1)

Head coach: E.J. Stewart
SWC: 2-1-1 (2nd)

Table with 3 columns: Date, Opponent, Score. Rows include Sept. 26 vs Southwestern, Oct. 3 vs Mississippi, Oct. 10 vs Vanderbilt, etc.

1926 (5-4)

Head coach: E.J. Stewart
SWC: 2-2 (T-3rd)

Table with 3 columns: Date, Opponent, Score. Rows include Sept. 25 vs S.W. Okla. Teachers, Oct. 2 vs Kansas State, Oct. 9 vs Phillips, etc.

1927 (6-2-1)

Head coach: Clyde Littlefield
SWC: 2-2-1 (4th)

Table with 3 columns: Date, Opponent, Score. Rows include Sept. 24 vs S.W. Okla. Teachers, Oct. 1 vs TCU, Oct. 8 vs Trinity, etc.

1928 (7-2)

Head coach: Clyde Littlefield
SWC: 5-1 (1st)

Table with 3 columns: Date, Opponent, Score. Rows include Sept. 26 vs St. Edwards, Oct. 2 vs Texas Tech, Oct. 9 vs Vanderbilt (D), etc.

DID YOU KNOW? The 1928 Longhorns were the first to wear "Texas orange" (burnt orange) jerseys. The change was made because the bright orange jerseys UT had worn faded from repeated washings.

1929 (5-2-2)

Head coach: Clyde Littlefield
SWC: 2-2-2 (T4th)

Table with 3 columns: Date, Opponent, Score. Rows include Sept. 29 vs St. Edwards, Oct. 5 vs Centenary, Oct. 12 vs Arkansas, etc.

1930 (8-1-1)

Head coach: Clyde Littlefield
SWC: 4-1 (1st)

Table with 3 columns: Date, Opponent, Score. Rows include Sept. 21 vs Southwest Texas, Sept. 28 vs College of Mines, Oct. 4 vs Centenary, etc.

1931 (6-4)

Head coach: Clyde Littlefield
SWC: 2-3 (5th)

Table with 3 columns: Date, Opponent, Score. Rows include Sept. 27 vs Simmons, Oct. 3 vs Missouri, Oct. 10 vs Rice, etc.

1932 (8-2)

Head coach: Clyde Littlefield
SWC: 5-1 (2nd)

Table with 3 columns: Date, Opponent, Score. Rows include Sept. 24 vs Daniel Baker, Oct. 1 vs Centenary, Oct. 8 vs Missouri, etc.

1933 (4-5-2)

Head coach: Clyde Littlefield
SWC: 2-3-1 (5th)

Table with 3 columns: Date, Opponent, Score. Rows include Sept. 23 vs Southwestern, Sept. 30 vs College of Mines, Oct. 7 vs Nebraska, etc.





YEAR-BY-YEAR RESULTS

1934 (7-2-1)

Head coach: Jack Chevigny
SWC: 4-1-1 (2nd)

Table with columns for date, opponent, and score. Includes games against Texas Tech, Notre Dame, Oklahoma (D), etc.

1935 (4-6)

Head coach: Jack Chevigny
SWC: 1-5-0 (T-6th)

Table with columns for date, opponent, and score. Includes games against Texas A&I, LSU, etc.

1936 (2-6-1)

Head coach: Jack Chevigny
SWC: 1-5 (T-6th)

Table with columns for date, opponent, and score. Includes games against #13 LSU, etc.

1937 (2-6-1)

Head coach: Dana X. Bible
SWC: 1-5 (7th)

Table with columns for date, opponent, and score. Includes games against Texas Tech, etc.

1938 (1-8)

Head coach: Dana X. Bible
SWC: 1-5 (T-6th)

Table with columns for date, opponent, and score. Includes games against Kansas, LSU, etc.

1939 (5-4)

Head coach: Dana X. Bible
SWC: 3-3 (4th)

Table with columns for date, opponent, and score. Includes games against Florida, Wisconsin, etc.

1940 (8-2)

Head coach: Dana X. Bible
SWC: 4-2 (T-3rd)

Table with columns for date, opponent, and score. Includes games against Colorado, Indiana, etc.

1941 (8-1-1)

Head coach: Dana X. Bible
SWC: 4-1-1 (T-2nd)

Table with columns for date, opponent, and score. Includes games against Colorado, LSU, etc.

1942 (9-2)

Head coach: Dana X. Bible
SWC: 5-1 (1st)

Table with columns for date, opponent, and score. Includes games against Corpus Christi NAS, etc.

COTTON BOWL

Table with columns for date, opponent, and score. Includes game against #5 Georgia Tech.

1943 (7-1-1)

Head coach: Dana X. Bible
SWC: 5-0 (1st)

Table with columns for date, opponent, and score. Includes games against Blackland AAF, etc.

COTTON BOWL

Table with columns for date, opponent, and score. Includes game against Randolph Field.

1944 (5-4)

Head coach: Dana X. Bible
SWC: 3-2 (2nd)

Table with columns for date, opponent, and score. Includes games against Southwestern, etc.

1945 (10-1)

Head coach: Dana X. Bible
SWC: 5-1 (1st)

Table with columns for date, opponent, and score. Includes games against Bergstrom Field, etc.

COTTON BOWL

Table with columns for date, opponent, and score. Includes game against Missouri.

1946 (8-2)

Head coach: Dana X. Bible
SWC: 4-2 (3rd)

Table with columns for date, opponent, and score. Includes games against Missouri, etc.

1947 (10-1)

Head coach: Blair Cherry
SWC: 5-1 (2nd)

Table with columns for date, opponent, and score. Includes games against Texas Tech, etc.

SUGAR BOWL

Table with columns for date, opponent, and score. Includes game against #6 Alabama.

DID YOU KNOW? A chartered DC-4 provided the transportation, as the Texas football team used air travel for the first time for its 1947 game at Oregon.

1948 (7-3-1)

Head coach: Blair Cherry
SWC: 4-1-1 (2nd)

Table with columns for date, opponent, and score. Includes games against LSU, etc.

ORANGE BOWL

Table with columns for date, opponent, and score. Includes game against #8 Georgia.

1949 (6-4)

Head coach: Blair Cherry
SWC: 3-3 (T-3rd)

Table with columns for date, opponent, and score. Includes games against Texas Tech, etc.



YEAR-BY-YEAR RESULTS

1950 (9-2)

Head coach: Blair Cherry
SWC: 6-0 (1st)
Preseason ranking: 5th, AP; NP, UPI
Final ranking: 3rd, AP; 4th, UPI

Table with 3 columns: Date, Opponent, Score. Rows include Sept. 23 vs Texas Tech, Sept. 30 vs Purdue, Oct. 14 vs Oklahoma (D), etc.

COTTON BOWL

Jan. 1 vs #4/5 Tennessee L 14-20

1951 (7-3)

Head coach: Ed Price
SWC: 3-3 (T-3rd)
Preseason ranking: 11th, AP; NP, UPI
Final ranking: NR, AP; NR, UPI

Table with 3 columns: Date, Opponent, Score. Rows include Sept. 22 vs #6/NP Kentucky, Sept. 29 vs Purdue, Oct. 6 vs North Carolina, etc.

1952 (9-2)

Head coach: Ed Price
SWC: 6-0 (1st)
Preseason ranking: 11th, AP; 10th, UPI
Final ranking: 10th, AP; 11th, UPI

Table with 3 columns: Date, Opponent, Score. Rows include Sept. 20 vs #11/10 LSU, Sept. 27 vs North Carolina, Oct. 4 vs #19/18 Notre Dame, etc.

COTTON BOWL

Jan. 1 vs #8/8 Tennessee W 16-0

1953 (7-3)

Head coach: Ed Price
SWC: 5-1 (T-1st)
Preseason ranking: 11th, AP; NP, UPI
Final ranking: 11th, AP; 8th, UPI

Table with 3 columns: Date, Opponent, Score. Rows include Sept. 19 vs #11/NP LSU, Sept. 26 vs Villanova, Oct. 3 vs Houston, etc.

1954 (4-5-1)

Head coach: Ed Price
SWC: 2-3-1 (5th)
Preseason ranking: 4th, AP; NP, UPI
Final ranking: NR, AP; NR, UPI

Table with 3 columns: Date, Opponent, Score. Rows include Sept. 18 vs #4/NP LSU, Sept. 25 vs #2/NP Notre Dame, Oct. 2 vs Washington State, etc.

1955 (5-5)

Head coach: Ed Price
SWC: 4-2 (3rd)
Preseason ranking: NR, AP; NP, UPI
Final ranking: NR, AP, NR, UPI

Table with 3 columns: Date, Opponent, Score. Rows include Sept. 17 vs Texas Tech, Sept. 24 vs Tulane, Sept. 30 vs #9/8 USC, etc.

1956 (1-9)

Head coach: Ed Price
SWC: 0-6 (7th)
Preseason ranking: NR, AP; NP, UPI
Final ranking: NR, AP; NR, UPI

Table with 3 columns: Date, Opponent, Score. Rows include Sept. 22 vs #15/NP USC, Sept. 29 vs Tulane, Oct. 6 vs West Virginia, etc.

1957 (6-4-1)

Head coach: Darrell Royal
SWC: 4-1-1 (2nd)
Preseason ranking: NR, AP; NP, UPI
Final rankings: 11th, AP; 11th UPI

Table with 3 columns: Date, Opponent, Score. Rows include Sept. 21 vs Georgia (A), Sept. 28 vs #13/14 Tulane, Oct. 5 vs #20/17 South Carolina, etc.

SUGAR BOWL

Jan. 1 vs #7/8 Mississippi L 7-39

A - game played at Grant Field in Atlanta

1958 (7-3)

Head coach: Darrell Royal
SWC: 3-3 (4th)
Preseason ranking: 11th, AP; NP, UPI
Final ranking: NR, AP; NR, UPI

Table with 3 columns: Date, Opponent, Score. Rows include Sept. 20 vs #11/NP Georgia, Sept. 26 vs Tulane, Oct. 4 vs #17/15 Texas Tech, etc.

1959 (9-2)

Head coach: Darrell Royal
SWC: 5-1 (T-1st)
Preseason ranking: 17th, AP; NP, UPI
Final ranking: 4th, AP; 4th, UPI

Table with 3 columns: Date, Opponent, Score. Rows include Sept. 19 vs #17/NP Nebraska, Sept. 26 vs #15/8 NR/#19 Maryland, Oct. 3 vs #10/8 California, etc.

COTTON BOWL

Jan. 1 vs #1/1 Syracuse L 14-23

1960 (7-3-1)

Head coach: Darrell Royal
SWC: 5-2 (T-2nd)
Preseason ranking: 4th, AP; NP, UPI
Final ranking: NR, AP; 17th, UPI

Table with 3 columns: Date, Opponent, Score. Rows include Sept. 17 vs #4/NP Nebraska, Sept. 24 vs #15/NP Maryland, Oct. 1 vs #13/15 Texas Tech, etc.

BLUEBONNET BOWL

Dec. 17 vs #9/9 Alabama T 3-3

1961 (10-1)

Head coach: Darrell Royal
SWC: 6-1 (T-1st)
Preseason ranking: 4th, AP; NP, UPI
Final ranking: 3rd, AP; 4th, UPI

Table with 3 columns: Date, Opponent, Score. Rows include Sept. 23 vs #4/NP California, Sept. 30 vs #6/NP Texas Tech, Oct. 7 vs #5/5 Washington State, etc.

COTTON BOWL

Jan. 1 vs #3/4 vs #5/5 Mississippi W 12-7

1962 (9-1-1)

Head coach: Darrell Royal
SWC: 6-0-1 (1st)
Preseason ranking: 2nd, AP; NP, UPI
Final ranking: 4th, AP; 4th UPI

Table with 3 columns: Date, Opponent, Score. Rows include Sept. 22 vs #2/NP Oregon, Sept. 29 vs #3/NP Texas Tech, Oct. 6 vs #3/3 Tulane, etc.

COTTON BOWL

Jan. 1 vs #7/8 LSU L 0-13

1963 (11-0) NATIONAL CHAMPIONS

Head coach: Darrell Royal
SWC: 7-0 (1st)
Preseason ranking: 5th, AP; NP, UPI
Final ranking: 1st, AP; 1st UPI

Table with 3 columns: Date, Opponent, Score. Rows include Sept. 20 vs #5/NP Tulane, Sept. 27 vs #4/NP Texas Tech, Oct. 5 vs #3/3 Oklahoma State, etc.

COTTON BOWL

Jan. 1 vs #1/1 Navy W 28-6

1964 (10-1)

Head coach: Darrell Royal
SWC: 6-1 (2nd)
Preseason ranking: 4th, AP; NP, UPI
Final ranking: 5th, AP; 5th, UPI

Table with 3 columns: Date, Opponent, Score. Rows include Sept. 19 vs #4/NP Tulane, Sept. 26 vs #4/NP Texas Tech, Oct. 3 vs #1/1 NR/10 Army, etc.

ORANGE BOWL

Jan. 1 vs #5/5 vs #1/1 Alabama W 21-17

1965 (6-4)

Head coach: Darrell Royal
SWC: 3-4 (T-4th)
Preseason ranking: 2nd, AP; NP, UPI
Final ranking: NR, AP; NR, UPI

Table with 3 columns: Date, Opponent, Score. Rows include Sept. 18 vs #2/NP Tulane, Sept. 25 vs #3/NP Texas Tech, Oct. 2 vs #1/1 Indiana, etc.





YEAR-BY-YEAR RESULTS

1966 (7-4)

Head coach: Darrell Royal
SWC: 5-2 (2nd)

Preseason ranking: NR, AP; NP, UPI
Final ranking: NR, AP; NR, UPI

Table with 3 columns: Date, Opponent, Score. Includes games against #9/NP USC, @ Texas Tech, Wake Forest, vs. Oklahoma (D), Arkansas, @ Rice, SMU, @ Baylor, @ TCU, Texas A&M.

BLUEBONNET BOWL

Dec. 17 vs. Mississippi W 19-0

1967 (6-4)

Head coach: Darrell Royal
SWC: 4-3 (T-3rd)

Preseason ranking: 4th, AP; NP, UPI
Final ranking: NR, AP; NR, UPI

Table with 3 columns: Date, Opponent, Score. Includes games against #4/NP USC, Texas Tech, Oklahoma State, vs. Oklahoma (D), @ Arkansas (L.R.), Rice, @ SMU, Baylor, TCU, @ Texas A&M.

1968 (9-1-1)

Head coach: Darrell Royal
SWC: 6-1 (T-1st)

Preseason ranking: 5th, AP; NP, UPI
Final ranking: 3rd, AP; 5th, UPI

Table with 3 columns: Date, Opponent, Score. Includes games against #11/NP Houston, @ Texas Tech, Oklahoma State, vs. Oklahoma (D), #9/10 Arkansas, @ Rice, #13/14 SMU, @ Baylor, @ TCU, Texas A&M.

COTTON BOWL

Jan. 1 (#5/5) vs. #8/7 Tennessee W 36-13

1969 (11-0) NATIONAL CHAMPIONS

Head coach: Darrell Royal
SWC: 7-0 (1st)

Preseason ranking: 4th, AP; 3rd UPI
Final ranking: 1st, AP; 1st UPI

Table with 3 columns: Date, Opponent, Score. Includes games against @ California, Texas Tech, Navy, vs. #8/8 Oklahoma (D), Rice, @ SMU, Baylor, TCU, @ Texas A&M, @ #2/3 Arkansas.

COTTON BOWL

Jan. 1 (#1/1) vs. #9/9 Notre Dame W 21-17

1970 (10-1) NATIONAL CHAMPIONS

Head coach: Darrell Royal
SWC: 7-0 (1st)

Preseason ranking: 2nd, AP; NP, UPI
Final ranking: 3rd, AP; 1st, UPI

Table with 3 columns: Date, Opponent, Score. Includes games against #2/NP California, @ Texas Tech, #13/13 UCLA, vs. NR/19 Oklahoma (D), @ Rice, SMU, @ Baylor, TCU, Texas A&M, #4/5 Arkansas.

COTTON BOWL

Jan. 1 (#1/1) vs. #6/5 Notre Dame L 11-24

1971 (8-3)

Head coach: Darrell Royal
SWC: 6-1 (1st)

Preseason ranking: 3rd, AP; 3rd UPI
Final ranking: 18th, AP; 12th, UPI

Table with 3 columns: Date, Opponent, Score. Includes games against @ UCLA, Texas Tech, Oregon, vs. #8/7 Oklahoma (D), #10/10 Arkansas (L.R.), Rice, @ SMU, Baylor, TCU, @ Texas A&M.

COTTON BOWL

Jan. 1 (#12/12) vs. #10/11 Penn State L 6-30

1972 (10-1)

Head coach: Darrell Royal
SWC: 7-0 (1st)

Preseason ranking: 14th, AP; 13th UPI
Final ranking: 3rd, AP; 5th, UPI

Table with 3 columns: Date, Opponent, Score. Includes games against #14/15 Miami, #12/14 @ Texas Tech, #9/10 Utah State, #10/11 @ #2/2 Oklahoma (D), #15 #17 Arkansas, @ Rice, SMU, @ Baylor, @ TCU, Texas A&M.

COTTON BOWL

Jan. 1 (#7/5) vs. #4/4 Alabama W 17-13

1973 (8-3)

Head coach: Darrell Royal
SWC: 7-0 (1st)

Preseason ranking: 3rd, AP; NP, UPI
Final ranking: 14th, AP; 8th, UPI

Table with 3 columns: Date, Opponent, Score. Includes games against @ Miami (Fla.), Texas Tech, Wake Forest, vs. #6/6 Oklahoma (D), @ Arkansas, Rice, @ SMU, Baylor, TCU, @ Texas A&M.

COTTON BOWL

Jan. 1 (#8/8) vs. #12/11 Nebraska L 3-19

1974 (8-4)

Head coach: Darrell Royal
SWC: 5-2 (T-2nd)

Preseason ranking: 10th, AP; NP, UPI
Final ranking: T-17th, AP; NR, UPI

Table with 3 columns: Date, Opponent, Score. Includes games against @ Boston College, Wyoming, @ Texas Tech, Washington, vs. #2/PB Oklahoma (D), Arkansas, Rice, SMU, @ Baylor, TCU, #8/7 Texas A&M.

GATOR BOWL

Dec. 30 (#11/10) vs. #6/5 Auburn L 3-27

1975 (10-2)

Head coach: Darrell Royal
SWC: 6-1 (T-1st)

Preseason ranking: 11th, AP; NP, UPI
Final ranking: 6th, AP; 7th, UPI

Table with 3 columns: Date, Opponent, Score. Includes games against #12/NP Colorado State, @ Washington, Texas Tech, Utah State, vs. #2/2 Oklahoma (D), #8/9 @ #20/NR Arkansas, Rice, @ SMU, Baylor, TCU, @ #2/2 Texas A&M.

BLUEBONNET BOWL

Dec. 27 (#9/9) vs. #10/10 Colorado W 38-21

1976 (5-5-1)

Head coach: Darrell Royal
SWC: 4-4 (5th)

Preseason ranking: 7th, AP; NP, UPI
Final ranking: NR, AP; NR, UPI

Table with 3 columns: Date, Opponent, Score. Includes games against @ Boston College, North Texas, @ Rice, vs. #3/3 Oklahoma (D), SMU, @ #6/6 Texas Tech, #19/17 Houston, TCU, Baylor, #11/12 Texas A&M, Arkansas.

1977 (11-1)

Head coach: Fred Akers
SWC: 8-0 (1st)

Preseason ranking: 18th, AP; 13th, UPI
Final ranking: 4th, AP; 5th, UPI

Table with 3 columns: Date, Opponent, Score. Includes games against #18/13 Boston College, #9/13 Virginia, #8/8 Rice, vs. #2/3 Oklahoma (D), @ #8/8 Arkansas, SMU, #14/13 Texas Tech, Houston, TCU, Baylor, @ #12/11 Texas A&M.

COTTON BOWL

Jan. 1 (#1/1) vs. #5/5 Notre Dame L 10-38

1978 (9-3)

Head coach: Fred Akers
SWC: 6-2 (T-2nd)

Preseason ranking: 8th, AP; 7th, UPI
Final ranking: 9th, AP; 9th, UPI

Table with 3 columns: Date, Opponent, Score. Includes games against @ Rice, Wyoming, @ Texas Tech, vs. #1/1 Oklahoma (D), #12/13 North Texas, #3/3 Arkansas, SMU, #8/8 Houston, @ TCU, @ Baylor, Texas A&M.

SUN BOWL

Dec. 23 (#14/14) vs. #13/12 Maryland W 42-0

1979 (9-3)

Head coach: Fred Akers
SWC: 6-2 (3rd)

Preseason ranking: 4th, AP; 4th, UPI
Final ranking: 12th, AP; 13th, UPI

Table with 3 columns: Date, Opponent, Score. Includes games against Iowa State, #5/7 Missouri, Rice, vs. #3/3 Oklahoma (D), #10/10 Arkansas (L.R.), @ SMU, Texas Tech, #3/4 Houston, TCU, #17/16 Baylor, @ Texas A&M.

SUN BOWL

Dec. 22 (#11/11) vs. #13/13 Washington L 7-14





YEAR-BY-YEAR RESULTS

1980 (7-5)

Head coach: Fred Akers
SWC: 4-4 (T-4th)

Preseason ranking: 10th, AP; 9th, UPI
Final ranking: NR, AP; NR, UPI

Table of 1980 season results including games against Arkansas, Utah State, Oregon State, Rice, Oklahoma, SMU, Texas Tech, Houston, TCU, Baylor, and Texas A&M.

BLUEBONNET BOWL

Dec. 31 vs. #13/11 North Carolina L 7-16

1981 (10-1-1)

Head coach: Fred Akers
SWC: 6-1-1 (2nd)

Preseason ranking: 9th, AP; 10th, UPI
Final ranking: 2nd, AP; 4th, UPI

Table of 1981 season results including games against Rice, North Texas, Miami, Oklahoma, Arkansas, SMU, Texas Tech, Houston, TCU, Baylor, and Texas A&M.

COTTON BOWL

Jan. 1 (#6/5) vs. #3 Alabama W 14-12

1982 (9-3)

Head coach: Fred Akers
SWC: 7-1 (2nd)

Preseason ranking: 17th, AP; 13th, UPI
Final ranking: 17th, AP; 18th, UPI

Table of 1982 season results including games against Utah, Missouri, Rice, Oklahoma, SMU, Texas Tech, Houston, TCU, Baylor, Texas A&M, and Arkansas.

SUN BOWL

Dec. 25 (#8/7) vs. North Carolina L 10-26

1983 (11-1)

Head coach: Fred Akers
SWC: 8-0 (1st)

Preseason ranking: 3rd, AP; 2nd, UPI
Final ranking: 5th, AP; 5th, UPI

Table of 1983 season results including games against Auburn, North Texas, Rice, Oklahoma, Arkansas, SMU, Texas Tech, Houston, TCU, Baylor, and Texas A&M.

COTTON BOWL

Jan. 2 (#2/2) vs. #7/7 Georgia L 9-10

1984 (7-4-1)

Head coach: Fred Akers
SWC: 5-3 (T-3rd)

Preseason ranking: 6th, AP; 3rd, UPI
Final ranking: NR, AP; NR, UPI

Table of 1984 season results including games against Auburn, Penn State, Rice, Oklahoma, Arkansas, SMU, Texas Tech, Houston, TCU, Baylor, and Texas A&M.

FREEDOM BOWL

Dec. 26 (#19/20) vs. Iowa L 17-55

1985 (8-4)

Head coach: Fred Akers
SWC: 6-2 (T-2nd)

Preseason ranking: NR, AP; NR, UPI
Final ranking: NR, AP; NR, UPI

Table of 1985 season results including games against Missouri, Stanford, Rice, Oklahoma, Arkansas, SMU, Texas Tech, Houston, TCU, Baylor, Texas A&M, and Oklahoma.

BLUEBONNET BOWL

Dec. 31 vs. #10/7 Air Force L 16-24

1986 (5-6)

Head coach: Fred Akers
SWC: 4-4 (5th)

Preseason ranking: NR, AP; NR, UPI
Final ranking: NR, AP; NR, UPI

Table of 1986 season results including games against Stanford, Missouri, Rice, Oklahoma, Arkansas, SMU, Texas Tech, Houston, TCU, Baylor, and Texas A&M.

1987 (7-5)

Head coach: David McWilliams
SWC: 5-2 (T-2nd)

Preseason ranking: NR, AP; NP, UPI
Final rankings: NR, AP; 19th, UPI

Table of 1987 season results including games against Auburn, BYU, Oregon State, Rice, Oklahoma, Arkansas, Texas Tech, Houston, TCU, Baylor, and Texas A&M.

BLUEBONNET BOWL

Dec. 31 vs. #19/18 Pittsburgh W 32-27

1988 (4-7)

Head coach: David McWilliams
SWC: 2-5 (T-4th)

Preseason ranking: NR, AP; 20th, UPI
Final ranking: NR, AP; NR, UPI

Table of 1988 season results including games against BYU, New Mexico, North Texas, Rice, Oklahoma, Arkansas, Texas Tech, Houston, TCU, Baylor, and Texas A&M.

1989 (5-6)

Head coach: David McWilliams
SWC: 4-4-0 (T4th)

Preseason ranking: NR, AP; NP, UPI
Final ranking: NR, AP; NR, UPI

Table of 1989 season results including games against Colorado, SMU, Penn State, Rice, Oklahoma, Arkansas, Texas Tech, Houston, TCU, Baylor, and Texas A&M.

1990 (10-2)

Head coach: David McWilliams
Season: 10-2
SWC: 8-0 (1st)

Preseason ranking: NR, AP; NP, UPI
Final ranking: 12th, AP; 11th, UPI

Table of 1990 season results including games against Penn State, Colorado, Rice, Oklahoma, Arkansas, SMU, Texas Tech, Houston, TCU, Baylor, and Texas A&M.

COTTON BOWL

Jan. 1 (#3/3) vs. #4/4 Miami L 3-46

1991 (5-6)

Head coach: David McWilliams
SWC: 4-4 (T-5th)

Preseason ranking: 14th, AP; NP, UPI
Final ranking: NR, AP; NR, UPI

Table of 1991 season results including games against Mississippi State, Auburn, Rice, Oklahoma, Arkansas, SMU, Texas Tech, Houston, Baylor, and Texas A&M.

1992 (6-5)

Head coach: John Mackovic
SWC: 4-3 (T-2nd)

Preseason ranking: 25th, AP; NP, UPI
Final ranking: NR, AP; NR, UPI

Table of 1992 season results including games against Mississippi State, Syracuse, North Texas, Rice, Oklahoma, Houston, Texas Tech, TCU, SMU, Baylor, and Texas A&M.

1993 (5-5-1)

Head coach: John Mackovic
SWC: 5-2 (T-2nd)

Preseason ranking: NR, AP; NP, CNB
Final ranking: NR, AP; NR, CNB

Table of 1993 season results including games against Colorado, Syracuse, Louisville, Rice, Oklahoma, SMU, Texas Tech, Houston, Baylor, and Texas A&M.





YEAR-BY-YEAR RESULTS

1994 (8-4)

Head coach: John Mackovic
SWC: 4-3 (T-1st)

Preseason ranking: 18th, AP; 18th CNN
Final ranking: 25th, AP; 23rd, CNN

Table with 3 columns: Date, Opponent, Score. Rows include Sept. 3 vs Pittsburgh, Sept. 10 vs Louisville, etc.

SUN BOWL

Dec. 30 vs #19/14 North Carolina W 35-31

1995 (10-2-1)

Head coach: John Mackovic
SWC: 7-0 (1st)

Preseason ranking: 18th, AP; 18th CNN
Final ranking: 14th, AP; 14th, CNN

Table with 3 columns: Date, Opponent, Score. Rows include Sept. 2 vs Hawaii, Sept. 16 vs Pittsburgh, etc.

SUGAR BOWL

Dec. 31 vs #9/6 vs #13/11 Virginia Tech L 10-28

1996 (8-5)

Head coach: John Mackovic
Big 12: 6-2 (1st)

Preseason ranking: 8th, AP; 9th CNN
Final ranking: 23rd, AP; 23rd CNN

Table with 3 columns: Date, Opponent, Score. Rows include Aug. 31 vs Missouri, Sept. 7 vs New Mexico State, etc.

BIG 12 CHAMPIONSHIP

Dec. 7 vs #3/3 Nebraska W 37-27

FIESTA BOWL

Jan. 1 vs #20/20 vs #7/7 Penn State L 15-38

S weather delay during game | * overtime

1997 (4-7)

Head coach: John Mackovic
Big 12: 2-6 (T-4th, South)

Preseason ranking: 12th, AP; 10th ESPN
Final ranking: NR, AP; NR, ESPN

Table with 3 columns: Date, Opponent, Score. Rows include Sept. 6 vs Rutgers, Sept. 13 vs UCLA, etc.

1998 (9-3)

Head coach: Mack Brown
Big 12: 6-2 (2nd, South)

Preseason ranking: NR, AP; NP, ESPN/USA Today
Final ranking: 15th, AP; 16th, ESPN/USA Today

Table with 3 columns: Date, Opponent, Score. Rows include Sept. 5 vs New Mexico State, Sept. 12 vs #6/6 UCLA, etc.

COTTON BOWL

Jan. 1 vs #20/22 vs #25/23 Mississippi St. W 38-11

1999 (9-5)

Head coach: Mack Brown
Big 12: 6-2 (1st, South)

Preseason ranking: 17th, AP; 16th ESPN/USA Today
Final ranking: 21st, AP; 23rd, ESPN/USA Today; 15th, BCS

Table with 3 columns: Date, Opponent, Score. Rows include Aug. 28 vs North Carolina State, Sept. 4 vs Stanford, etc.

BIG 12 CHAMPIONSHIP

Dec. 4 vs #12/12 vs #3/3 Nebraska L 6-22

COTTON BOWL

Jan. 1 vs #14/18 vs #24/NR Arkansas L 6-27

2000 (9-3)

Head coach: Mack Brown
Big 12: 7-1 (2nd, South)

Preseason ranking: 7th, AP; 8th ESPN/USA Today
Final ranking: 12th, AP; 12th, ESPN/USA Today; 12th, BCS

Table with 3 columns: Date, Opponent, Score. Rows include Sept. 9 vs Louisiana-Lafayette, Sept. 16 vs Stanford, etc.

HOLIDAY BOWL

Dec. 29 vs #12/12 vs #8/11 Oregon L 30-35

2001 (11-2)

Head coach: Mack Brown
Big 12: 7-1 (1st, South)

Preseason ranking: 5th, AP; 6th ESPN/USA Today
Final ranking: 5th, AP; 5th, ESPN/USA Today; 7th, BCS

Table with 3 columns: Date, Opponent, Score. Rows include Sept. 1 vs New Mexico State, Sept. 8 vs North Carolina, etc.

BIG 12 CHAMPIONSHIP

Dec. 1 vs #3/3 vs #9/10 Colorado L 37-39

HOLIDAY BOWL

Dec. 28 vs #9/9 vs #21/20 Washington W 47-43

2002 (11-2)

Head coach: Mack Brown
Big 12: 6-2 (T-1st, South)

Preseason ranking: 4th, AP; 2nd ESPN/USA Today; 10th, BCS
Final ranking: 6th, AP; 7th, ESPN/USA Today

Table with 3 columns: Date, Opponent, Score. Rows include Aug. 31 vs North Texas, Sept. 14 vs North Carolina, etc.

COTTON BOWL

Jan. 1 vs #9/9 vs NR/25 LSU W 35-20

2003 (10-3)

Head coach: Mack Brown
Big 12: 7-1 (2nd, South)

Preseason ranking: 5th, AP; 4th ESPN/USA Today
Final ranking: 12th, AP; 11th, ESPN/USA Today; 6th, BCS

Table with 3 columns: Date, Opponent, Score. Rows include Aug. 31 vs New Mexico State, Sept. 13 vs Arkansas, etc.

HOLIDAY BOWL

Dec. 30 vs #5/5 vs #15/13 Washington St. L 20-28

2004 (11-1)

Head coach: Mack Brown
Big 12: 7-1 (2nd, South)

Preseason ranking: 7th, AP; 8th ESPN/USA Today; 4th, BCS
Final ranking: 5th, AP; 4th, ESPN/USA Today; 4th, BCS

Table with 3 columns: Date, Opponent, Score. Rows include Sept. 4 vs North Texas, Sept. 11 vs Arkansas, etc.

ROSE BOWL

Jan. 1 vs #6/5 vs #13/12 Michigan W 38-37

2005 (13-0)

NATIONAL CHAMPIONS

Head coach: Mack Brown
Big 12: 8-0 (1st)

Preseason ranking: 2nd, AP; 2nd USA Today
Final ranking: 1st, AP; 1st USA Today; 1st, BCS

Table with 3 columns: Date, Opponent, Score. Rows include Sept. 3 vs Louisiana-Lafayette, Sept. 10 vs Ohio State, etc.

BIG 12 CHAMPIONSHIP

Dec. 3 vs #2/2 vs Colorado W 70-3

ROSE BOWL

Jan. 4 vs #2/2 vs #1/1 USC W 41-38

BCS NATIONAL CHAMPIONSHIP

Jan. 4 vs #2/2 vs #1/1 USC W 41-38

THANKSGIVING DAY TRADITION

Including its first Turkey Day game in 1893, UT has played 87 times on the Thanksgiving holiday and posted a 59-25-3 mark. Texas A&M is the most common opponent with 69 matchups and UT holding a 46-20-3 advantage.

Horns faced besides Texas A&M on Thanksgiving Day since 1917. Below is a breakdown of UT's Thanksgiving Day notables.

- First Thanksgiving Day game
Nov. 30, 1893 - 18-16 W • Dallas University
First game at Memorial Stadium
Nov. 27, 1924 - 7-0 W • Texas A&M
Last Thanksgiving Day game
Nov. 26, 2015 - 48-45 L • Texas Tech

- Longest streak of Thanksgiving Day games
17 (1957-73)
Longest stretch without a Thanksgiving Day game
12 (1996-2007)
Record on Thanksgiving Day
59-25-3 (.695)
Home Record on Thanksgiving
41-13-1 (.755)
Road Record on Thanksgiving
18-12-2 (.594)

- Record against Texas A&M on Thanksgiving Day
46-20-3 (.688)
Longest Thanksgiving Day winning streak
15 (1949-66)
Longest Thanksgiving Day losing streak
7 (1985-93)
Current Thanksgiving Day streak
Last one: vs. Texas Tech (2015)





YEAR-BY-YEAR RESULTS

2006 (10-3)

Head coach: Mack Brown
Big 12: 6-2 (2nd, South)

Preseason ranking: 3rd, AP; 2nd USA Today
Final ranking: 13th, AP; 13th USA Today; 19th, BCS

Table with 3 columns: Date, Opponent, Result. Rows include Sept. 2 vs North Texas, Sept. 9 vs #1/1 Ohio State, Sept. 16 vs Rice, Sept. 23 vs Iowa State, Sept. 30 vs Sam Houston State, Oct. 7 vs #14/13 Oklahoma (D), Oct. 14 vs Baylor, Oct. 21 vs #17/16 Nebraska, Oct. 28 vs Texas Tech, Nov. 4 vs Oklahoma State, Nov. 11 vs Kansas State, Nov. 24 vs Texas A&M.

ALAMO BOWL

Dec. 30 vs. Iowa W 26-24

\$ weather delay during game

2007 (10-3)

Head coach: Mack Brown
Big 12: 5-3 (2nd, South)

Preseason ranking: 4th, AP; 4th USA Today
Final ranking: 10th, AP; 10th USA Today; 19th, BCS

Table with 3 columns: Date, Opponent, Result. Rows include Sept. 1 vs Arkansas State, Sept. 8 vs #19/19 TCU, Sept. 15 vs Central Florida, Sept. 22 vs Rice, Sept. 29 vs Kansas State, Oct. 6 vs #19/16 vs. #10/10 Oklahoma (D), Oct. 13 vs Iowa State, Oct. 20 vs Baylor, Oct. 27 vs Nebraska, Nov. 3 vs Oklahoma State, Nov. 10 vs Texas Tech, Nov. 23 vs Texas A&M.

HOLIDAY BOWL

Dec. 27 vs. #12/11 Arizona St. W 52-34

\$ weather delay during game

2008 (12-1)

Head coach: Mack Brown
Big 12: 7-1 (T-1st, South)

Preseason ranking: 11th, AP; 10th USA Today
Final ranking: 4th, AP; 3rd USA Today; 3rd, BCS

Table with 3 columns: Date, Opponent, Result. Rows include Aug. 30 vs Florida Atlantic, Sept. 6 vs UTEP, Sept. 20 vs Rice, Sept. 27 vs Arkansas, Oct. 4 vs Colorado, Oct. 11 vs #1/1 Oklahoma (D), Oct. 18 vs #11/12 Missouri, Oct. 25 vs #7/8 Oklahoma State, Nov. 1 vs #6/5 Texas Tech, Nov. 8 vs Baylor, Nov. 15 vs Kansas, Nov. 27 vs Texas A&M.

FIESTA BOWL

Jan. 5 vs. #10/10 Ohio State W 24-21

2009 (13-1)

Head coach: Mack Brown
Big 12: 8-0 (1st, South)

Preseason ranking: 2nd, AP; 2nd, USA Today
Final ranking: 2nd, AP; 2nd, USA Today; 2nd, BCS

Table with 3 columns: Date, Opponent, Result. Rows include Sept. 5 vs ULM, Sept. 12 vs Wyoming, Sept. 19 vs Texas Tech, Sept. 26 vs UTEP, Oct. 10 vs Colorado, Oct. 17 vs #19/21 Oklahoma (D), Oct. 24 vs Missouri, Oct. 31 vs #13/13 Oklahoma St., Nov. 7 vs UCF, Nov. 14 vs Baylor, Nov. 21 vs Kansas, Nov. 26 vs Texas A&M.

BIG 12 CHAMPIONSHIP

Dec. 5 vs. #21/20 Nebraska W 13-12

BCS NATIONAL CHAMPIONSHIP

Jan. 7 vs. #1/1 Alabama L 21-37

2010 (5-7)

Head coach: Mack Brown
Big 12: 2-6 (6th, South)

Preseason ranking: 5th, AP; 4th, USA Today
Final ranking: NR, AP; NR, USA Today; NR, BCS

Table with 3 columns: Date, Opponent, Result. Rows include Sept. 4 vs Rice (Reliant Stadium), Sept. 11 vs Wyoming, Sept. 18 vs Texas Tech, Sept. 25 vs UCLA, Oct. 9 vs #8/8 Oklahoma (D), Oct. 16 vs #7/6 Nebraska, Oct. 23 vs Iowa State, Oct. 30 vs #25/25 Baylor, Nov. 6 vs Kansas State, Nov. 13 vs #10/12 Oklahoma State, Nov. 20 vs Florida Atlantic, Nov. 25 vs #17/17 Texas A&M.

2011 (8-5)

Head coach: Mack Brown
Big 12: 4-5 (T-6th)

Preseason ranking: NR, AP; 24th, USA Today
Final ranking: NR, AP; NR, USA Today; 23rd, BCS

Table with 3 columns: Date, Opponent, Result. Rows include Sept. 3 vs Rice, Sept. 10 vs BYU, Sept. 17 vs UCLA, Oct. 1 vs Iowa State, Oct. 8 vs #3/1 Oklahoma (D), Oct. 15 vs #6/7 Oklahoma St., Oct. 29 vs Kansas, Nov. 5 vs Texas Tech, Nov. 12 vs Missouri, Nov. 19 vs #16/17 Kansas St., Nov. 24 vs Texas A&M, Dec. 3 vs Baylor.

HOLIDAY BOWL

Dec. 28 vs. California W 21-10

2012 (9-4)

Head coach: Mack Brown
Big 12: 5-4 (T-3rd)

Preseason ranking: 15th, AP; 15th, USA Today
Final ranking: 19th, AP; 18th USA Today; 23rd, BCS

Table with 3 columns: Date, Opponent, Result. Rows include Sept. 1 vs Wyoming, Sept. 8 vs New Mexico, Sept. 15 vs Mississippi, Sept. 29 vs #22 Oklahoma St., Oct. 6 vs #8/7 West Virginia, Oct. 13 vs #13/10 Oklahoma (D), Oct. 20 vs Baylor, Oct. 27 vs Kansas, Nov. 3 vs #20/20 Texas Tech, Nov. 10 vs Iowa State, Nov. 22 vs TCU, Dec. 1 vs #7/7 Kansas State.

ALAMO BOWL

Dec. 29 vs. #15/13 Oregon St. W 31-27

2013 (8-5)

Head coach: Mack Brown
Big 12: 7-2 (T-3rd)

Preseason ranking: 15th, AP; 15th, USA Today
Final ranking: NR, AP; NR, USA Today

Table with 3 columns: Date, Opponent, Result. Rows include Aug. 31 vs New Mexico State, Sept. 7 vs BYU, Sept. 14 vs #25/25 Ole Miss, Sept. 21 vs Kansas State, Oct. 3 vs Iowa State, Oct. 12 vs #12/10 Oklahoma (D), Oct. 26 vs TCU, Nov. 2 vs Kansas, Nov. 9 vs West Virginia, Nov. 16 vs #23/24 vs. #12/10 Oklahoma St., Nov. 28 vs Texas Tech, Dec. 7 vs Baylor.

ALAMO BOWL

Dec. 30 vs. #10/12 Oregon L 7-30

% weather delay before start of game (1:47)

\$ weather delay during game (3:06)

* overtime

2014 (6-7)

Head coach: Charlie Strong
Big 12: 5-4 (T-4th)

Preseason ranking: NR, AP; 24th, USA Today
Final ranking: NR, AP; NR, USA Today

Table with 3 columns: Date, Opponent, Result. Rows include Aug. 30 vs North Texas, Sept. 6 vs BYU, Sept. 13 vs #12/12 UCLA, Sept. 27 vs Kansas, Oct. 4 vs Baylor, Oct. 11 vs #11/9 Oklahoma (D), Oct. 18 vs Iowa State, Oct. 25 vs #11/11 Kansas State, Nov. 1 vs Texas Tech, Nov. 8 vs #24/25 West Virginia, Nov. 15 vs Oklahoma State, Nov. 27 vs TCU.

TEXAS BOWL

Dec. 29 vs. Arkansas L 7-31

2015 (5-7)

Head coach: Charlie Strong
Big 12: 4-5 (T-5th)

Preseason ranking: NR, AP; NR, USA Today
Final ranking: NR, AP; NR, USA Today

Table with 3 columns: Date, Opponent, Result. Rows include Sept. 5 vs #11/11 Notre Dame, Sept. 12 vs Rice, Sept. 19 vs California, Sept. 26 vs #24/22 Oklahoma State, Oct. 3 vs #4/3 TCU, Oct. 10 vs #10/9 Oklahoma (D), Oct. 24 vs Kansas State, Oct. 31 vs Iowa State, Nov. 7 vs Kansas, Nov. 14 vs West Virginia, Nov. 26 vs Texas Tech, Dec. 5 vs #12/12 Baylor.

2016 (5-7)

Head coach: Charlie Strong
Big 12: 3-6 (T-6th)

Preseason ranking: NR, AP; NR, USA Today
Final ranking: NR, AP; NR, USA Today

Table with 3 columns: Date, Opponent, Result. Rows include Sept. 4 vs RV/RV #10/9 Notre Dame, Sept. 10 vs UTEP, Sept. 17 vs #11/16 at California, Oct. 1 vs #22/25 at Oklahoma State, Oct. 8 vs #20/22 Oklahoma (D), Oct. 15 vs Iowa State, Oct. 22 vs Kansas State, Oct. 29 vs #8/6 Baylor, Nov. 5 vs Texas Tech, Nov. 12 vs #11/10 West Virginia, Nov. 19 vs Kansas, Nov. 25 vs TCU.

*overtime ^double overtime

2017 (0-0)

Head coach: Tom Herman

Table with 3 columns: Date, Opponent, Result. Rows include Sept. 2 vs Maryland, Sept. 9 vs San Jose State, Sept. 16 vs USC, Sept. 28 vs Iowa State, Oct. 7 vs Kansas State, Oct. 14 vs Oklahoma (D), Oct. 21 vs Oklahoma State, Oct. 28 vs Baylor, Nov. 4 vs TCU, Nov. 11 vs Kansas, Nov. 18 vs West Virginia, Nov. 24 vs Texas Tech.

KEY

- UT ranking in parentheses
• opponent ranking listed next to team
• rankings listed as The Associated Press/Coaches Poll
• NP - no poll that week
• PB - on probation, not eligible for coaches poll
• neutral sites in parentheses
• (D) denotes Dallas
• (L.R.) denotes Little Rock, Ark.
• (S.A.) denotes San Antonio
t Thanksgiving Day game
f Friday after Thanksgiving Day game



ALL-TIME HEAD COACHES

CAREER RECORD OF TEXAS HEAD COACHES

COACH	SEASONS	YEARS	OVERALL RECORD				CONF. RECORD				TITLES	
			W	L	T	PCT.	W	L	T	PCT.	CONF.	NAT.
No coach	1	1893	4	0	0	1.000						
R.D. Wentworth	1	1894	6	1	0	.857						
Frank Crawford	1	1895	5	0	0	1.000						
Harry Robinson	1	1896	4	2	1	.643						
F.W. Kelly	1	1897	6	2	0	.750						
D.F. Edwards	1	1898	5	1	0	.833						
M.G. Clarke	1	1899	6	2	0	.750						
S.H. Thompson	2	1900-01	14	2	1	.853						
J.B. Hart	1	1902	6	3	1	.650						
Ralph Hutchinson	3	1903-05	16	7	2	.680						
H.R. Schenker	1	1906	9	1	0	.900						
W.E. Metzenthin	2	1907-08	11	5	1	.677						
Dexter Draper	1	1909	4	3	1	.563						
W.S. Wasmund	1	1910	6	2	0	.750						
Dave Allerdice	5	1911-15	33	7	0	.825	2	2	0	.500	0	
Eugene Van Gent	1	1916	7	2	0	.778	5	1	0	.833	0	
Bill Juneau	3	1917-19	19	7	0	.731	9	5	0	.643	0	
Berry Whitaker	3	1920-22	22	3	1	.865	8	1	1	.850	1	
E.J. Stewart	4	1923-26	24	9	3	.708	8	6	2	.563	0	
Clyde Littlefield	7	1927-33	44	18	6	.691	22	13	4	.615	2	
Jack Chevigny	3	1934-36	13	14	2	.483	6	11	1	.361	0	
D.X. Bible	10	1937-46	63	31	3	.665	35	22	1	.612	3	
Blair Cherry	4	1947-50	32	10	1	.756	18	5	1	.771	1	
Ed Price	6	1951-56	33	27	1	.549	20	15	1	.569	2 [^]	
Darrell Royal	20	1957-76	167	47	5	.774	109	27	2	.797	11+	3
Fred Akers	10	1977-86	86	31	2	.731	60	19	1	.756	2	
David McWilliams	5	1987-91	31	26	0	.544	23	15	0	.605	1	
John Mackovic	6	1992-97	41	28	2	.592	29	16	0	.644	3 [^]	
Mack Brown	16	1998-2013	158	48	0	.767	98	33	0	.748	2	1
Charlie Strong	3	2014-16	16	21	0	.432	12	15	0	.444		
Tom Herman	1	2017-pr	0	0	0	.000	0	0	0	.000		

[^] one co-championship | + four co-championships

THE BIG 12 CONFERENCE








TEXAS' BIG 12 CHAMPIONSHIPS

Year	Conference			Overall			Championship Game
	W	L	T	W	L	T	
1996	6	2	0	8	5	0	Texas 37, Nebraska 27 (TWA Dome, St. Louis)
2005	8	0	0	13	0	0	Texas 70, Colorado 3 (Reliant Stadium, Houston)
2009	8	0	0	13	1	0	Texas 13, Nebraska 12 (Cowboys Stadium, Dallas)

THE BIG 12 CHAMPIONSHIP GAME

1996	(TWA DOME, ST. LOUIS)	TEXAS 37, NEBRASKA 27
1997	(Alamodome, San Antonio)	Nebraska 54, Texas A&M 15
1998	(TWA Dome, St. Louis)	Texas A&M 36, Kansas State 33 (20T)
1999	(ALAMODOME, SAN ANTONIO)	NEBRASKA 22, TEXAS 6
2000	(Arrowhead Stadium, Kansas City)	Oklahoma 27, Kansas State 24
2001	(TEXAS STADIUM, IRVING)	COLORADO 39, TEXAS 37
2002	(Reliant Stadium, Houston)	Oklahoma 29, Colorado 7
2003	(Arrowhead Stadium, Kansas City)	Kansas State 35, Oklahoma 7
2004	(Arrowhead Stadium, Kansas City)	Oklahoma 42, Colorado 3
2005	(RELIANT STADIUM, HOUSTON)	TEXAS 70, COLORADO 3
2006	(Arrowhead Stadium, Kansas City)	Oklahoma 21, Nebraska 7
2007	(Alamodome, San Antonio)	Oklahoma 38, Missouri 17
2008	(Arrowhead Stadium, Kansas City)	Oklahoma 62, Missouri 21
2009	(COWBOYS STADIUM, DALLAS)	TEXAS 13, NEBRASKA 12
2010	(Cowboys Stadium, Dallas)	Oklahoma 23, Nebraska 20

CHAMPIONSHIP GAME APPEARANCES BY SCHOOL

 Oklahoma (8)	2000, 2002, 2003, 2004, 2006, 2007, 2008, 2010
 Nebraska (6)	1996, 1997, 1999, 2006, 2009, 2010
 Texas (5)	1996, 1999, 2001, 2005, 2009
 Colorado (4)	2001, 2002, 2004, 2005
 Kansas State (3)	1998, 2000, 2003
 Missouri (2)	2007, 2008
 Texas A&M (2)	1997, 1998

BOLD indicates a win in championship game

BIG 12 CONFERENCE'S WINNINGEST TEAMS

All-time Intraconference Records (By %)

1. Oklahoma	129-45 (.741)
2. TEXAS	118-56 (.678)
3. Nebraska*	84-40 (.667)
4. Kansas State	105-69 (.603)
5. TCU&	25-20 (.556)
6. Oklahoma State	93-81 (.534)
7. Texas A&M#	68-61 (.527)
8. Texas Tech	88-86 (.506)
9. Colorado*	60-60 (.500)
10. West Virginia&	22-23 (.489)
11. Missouri#	63-66 (.488)
12. Baylor	53-121 (.305)
13. Iowa State	46-128 (.264)
14. Kansas	39-135 (.224)

* Left the conference after the 2010 season | # Left the conference after the 2011 season
& joined the conference for the 2012 season

1996

North	Conference			Overall			South	Conference			Overall			
	W	L	Pct.	W	L	Pct.		W	L	Pct.	W	L	Pct.	
Nebraska	8	0	1.000	11	2	.846	TEXAS	6	2	.750	8	5	.615	
Colorado	7	1	.875	10	2	.833		Texas Tech	5	3	.625	7	5	.583
Kansas State	6	2	.750	9	3	.750		Texas A&M	4	4	.500	6	6	.500
Missouri	3	5	.375	5	6	.455		Oklahoma	3	5	.375	3	8	.273
Kansas	2	6	.250	4	7	.364		Okla. State	2	6	.250	5	6	.455
Iowa State	1	7	.125	2	9	.182		Baylor	1	7	.125	4	7	.364

BOWL GAMES

Tostitos Fiesta Bowl	Penn State 38, Texas 15
Federal Express Orange Bowl	Nebraska 41, Virginia Tech 21
Southwestern Bell Cotton Bowl	BYU 19, Kansas State 15
Plymouth Holiday Bowl	Colorado 33, Washington 21
Builder's Square Alamo Bowl	Iowa 27, Texas Tech 0

1997

North	Conference			Overall			South	Conference			Overall			
	W	L	Pct.	W	L	Pct.		W	L	Pct.	W	L	Pct.	
Nebraska	8	0	1.000	13	0	1.000	TEXAS	2	6	.250	4	7	.364	
Kansas State	7	1	.875	11	1	.917		Okla. State	5	3	.625	8	4	.667
Missouri	5	3	.625	7	5	.583		Texas Tech	5	3	.625	6	5	.545
Kansas	3	5	.375	5	6	.455		Oklahoma	2	6	.250	4	8	.333
Iowa State	1	7	.125	1	10	.091		Baylor	1	7	.125	2	9	.182
Colorado^	3	5	.375	5	6	.455								

^ forfeited all games at the conclusion of the season

BOWL GAMES

Federal Express Orange Bowl	Nebraska 42, Tennessee 17
Southwestern Bell Cotton Bowl	UCLA 29, Texas A&M 23
Tostitos Fiesta Bowl	Kansas State 35, Syracuse 18
Plymouth Holiday Bowl	Colorado State 35, Missouri 24
Builder's Square Alamo Bowl	Purdue 33, Oklahoma State 20

1998

North	Conference			Overall			South	Conference			Overall			
	W	L	Pct.	W	L	Pct.		W	L	Pct.	W	L	Pct.	
Kansas State	8	0	1.000	11	2	.846	TEXAS	6	2	.750	9	3	.750	
Nebraska	5	3	.625	9	4	.692		Texas A&M	7	1	.875	11	3	.786
Missouri	5	3	.625	8	4	.667		Texas Tech	4	4	.500	7	5	.583
Colorado	4	4	.500	8	4	.667		Oklahoma	3	5	.375	5	6	.455
Kansas	1	7	.125	4	7	.364		Okla. State	3	5	.375	5	6	.455
Iowa State	1	7	.125	3	8	.273		Baylor	1	7	.125	2	9	.182

BOWL GAMES

Nokia Sugar Bowl	Ohio State 24, Texas A&M 14
Southwestern Bell Cotton Bowl	Texas 38, Mississippi State 11
Culligan Holiday Bowl	Arizona 23, Nebraska 20
Builder's Square Alamo Bowl	Purdue 37, Kansas State 34
Insight.Com Bowl	Missouri 34, West Virginia 31
Jeep Aloha Bowl	Colorado 51, Oregon 43
Sanford Independence Bowl	Mississippi 35, Texas Tech 18

LONGEST BIG 12 WINNING STREAKS

OVERALL	HOME	ROAD
21 TEXAS 2004-06	31 Oklahoma 2002-11	13 TEXAS 2002-06
15 K-State 1997-98	26 TEXAS 1999-06	10 K-State 1997-99
14 Oklahoma 1999-01	14 K-State 1996-00	8 Nebraska 1996-97
13 TEXAS 2008-10	14 Nebraska 1998-02	8 K-State 2003-05
10 Oklahoma 2004-05		

(All streaks are intraconference)



THE BIG 12 CONFERENCE

1999

North	Conference			Overall		
	W	L	Pct.	W	L	Pct.
Nebraska	7	1	.875	12	1	.923
Kansas State	7	1	.875	11	1	.917
Colorado	5	3	.625	7	5	.583
Kansas	3	5	.375	5	7	.417
Iowa State	1	7	.125	4	7	.364
Missouri	1	7	.125	4	7	.364

South	Conference			Overall		
	W	L	Pct.	W	L	Pct.
TEXAS	6	2	.750	9	5	.643
Texas A&M	5	3	.625	8	4	.667
Oklahoma	5	3	.625	7	5	.583
Texas Tech	5	3	.625	6	5	.545
Okl. State	3	5	.429	5	6	.455
Baylor	0	8	.000	1	10	.091

BOWL GAMES

Tostitos Fiesta Bowl _____ Nebraska 31, Tennessee 21
 Southwestern Bell Cotton Bowl _____ **Arkansas 27, Texas 6**
 Culligan Holiday Bowl _____ Kansas State 24, Washington 20
 Sylvania Alamo Bowl _____ Penn State 24, Texas A&M 0
 Insight.com Bowl _____ Colorado 62, Boston College 28
 Sanford Independence Bowl _____ Mississippi 27, Oklahoma 25

2000

North	Conference			Overall		
	W	L	Pct.	W	L	Pct.
Kansas State	6	2	.750	11	3	.786
Nebraska	6	2	.750	10	2	.833
Iowa State	5	3	.625	9	3	.750
Colorado	3	5	.375	3	8	.273
Kansas	2	6	.250	4	7	.364
Missouri	2	6	.250	3	8	.273

South	Conference			Overall		
	W	L	Pct.	W	L	Pct.
Oklahoma	8	0	1.000	13	0	1.000
TEXAS	7	1	.875	9	3	.750
Texas A&M	5	3	.625	7	5	.583
Texas Tech	3	5	.375	7	6	.538
Okl. State	1	7	.143	3	8	.273
Baylor	0	8	.000	2	9	.182

BOWL GAMES

Federal Express Orange Bowl, National Championship game _____ Oklahoma 13, Florida State 2
 Southwestern Bell Cotton Bowl _____ Kansas State 35, Tennessee 21
 Culligan Holiday Bowl _____ **Oregon 35, Texas 30**
 Sylvania Alamo Bowl _____ Nebraska 66, Northwestern 17
 Insight.com Bowl _____ Iowa State 37, Pittsburgh 29
 Sanford Independence Bowl _____ Mississippi State 43, Texas A&M 41
 Galleryfurniture.com Bowl _____ East Carolina 40, Texas Tech 27

2001

North	Conference			Overall		
	W	L	Pct.	W	L	Pct.
Colorado	7	1	.875	10	3	.769
Nebraska	7	1	.875	11	2	.846
Iowa State	4	4	.500	7	5	.583
Kansas State	3	5	.375	6	6	.500
Missouri	3	5	.375	4	7	.364
Kansas	1	7	.125	3	8	.273

South	Conference			Overall		
	W	L	Pct.	W	L	Pct.
TEXAS	7	1	.875	11	2	.846
Oklahoma	6	2	.750	11	2	.846
Texas A&M	4	4	.500	8	4	.667
Texas Tech	4	4	.500	7	5	.583
Okl. State	2	6	.250	4	7	.364
Baylor	0	8	.000	3	8	.273

BOWL GAMES

Rose Bowl presented by AT&T _____ Miami (Fla.) 37, Nebraska 14
 Tostitos Fiesta Bowl _____ Oregon 38, Colorado 16
 Southwestern Bell Cotton Bowl _____ Oklahoma 10, Arkansas 3
 Culligan Holiday Bowl _____ **Texas 47, Washington 43**
 Sylvania Alamo Bowl _____ Iowa 19, Texas Tech 16
 Insight.com Bowl _____ Syracuse 26, Kansas State 3
 Galleryfurniture.com Bowl _____ Texas A&M 28, TCU 9
 MainStay Independence Bowl _____ Alabama 14, Iowa State 13

2002

North	Conference			Overall		
	W	L	Pct.	W	L	Pct.
Colorado	7	1	.875	9	5	.643
Kansas State	6	2	.750	11	2	.846
Iowa State	4	4	.500	7	7	.500
Nebraska	3	5	.375	7	7	.500
Missouri	2	6	.250	5	7	.417
Kansas	0	8	.000	2	10	.167

South	Conference			Overall		
	W	L	Pct.	W	L	Pct.
Oklahoma	6	2	.750	12	2	.857
TEXAS	6	2	.750	11	2	.846
Texas Tech	5	3	.625	9	5	.643
Okl. State	5	3	.625	8	5	.615
Texas A&M	3	5	.375	6	6	.500
Baylor	1	7	.125	3	9	.250

BOWL GAMES

Rose Bowl presented by Sony PS2 _____ Oklahoma 34, Washington State 14
 SBC Cotton Bowl _____ **Texas 35, LSU 20**
 Crucial.com Humanitarian Bowl _____ Boise State 34, Iowa State 16
 Alamo Bowl presented by MasterCard _____ Wisconsin 31, Colorado 28 (OT)
 Pacific Life Holiday Bowl _____ Kansas State 34, Arizona State 27
 MainStay Independence Bowl _____ Mississippi 27, Nebraska 23
 Houston Bowl _____ Oklahoma State 33, Southern Mississippi 23
 Mazda Tangerine Bowl _____ Texas Tech 55, Clemson 15

2003

North	Conference			Overall		
	W	L	Pct.	W	L	Pct.
Kansas State	6	2	.750	11	4	.733
Nebraska	5	3	.625	10	3	.769
Missouri	4	4	.500	8	5	.615
Kansas	3	5	.375	6	7	.462
Colorado	3	5	.375	5	7	.417
Iowa State	0	8	.000	2	10	.167

South	Conference			Overall		
	W	L	Pct.	W	L	Pct.
Oklahoma	8	0	1.000	12	2	.857
TEXAS	7	1	.875	10	3	.769
Okl. State	5	3	.625	9	4	.692
Texas Tech	4	4	.500	8	5	.615
Texas A&M	2	6	.250	4	8	.333
Baylor	1	7	.125	3	9	.250

BOWL GAMES

Nokia Sugar Bowl _____ Louisiana State 21, Oklahoma 14
 Tostitos Fiesta Bowl _____ Ohio State 35, Kansas State 28
 Pacific Life Holiday Bowl _____ **Washington State 28, Texas 20**
 SBC Cotton Bowl Classic _____ Mississippi 31, Oklahoma State 28
 MasterCard Alamo Bowl _____ Nebraska 17, Michigan State 3
 MainStay Independence Bowl _____ Arkansas 27, Missouri 14
 EV1.Net Houston Bowl _____ Texas Tech 38, Navy 14
 Mazda Tangerine Bowl _____ N.C. State 56, Kansas 26

2004

North	Conference			Overall		
	W	L	Pct.	W	L	Pct.
Colorado	4	4	.500	8	5	.615
Iowa State	4	4	.500	7	5	.583
Nebraska	3	5	.375	5	6	.455
Missouri	3	5	.375	5	6	.455
Kansas	2	6	.250	4	7	.364
Kansas State	2	6	.250	4	7	.364

South	Conference			Overall		
	W	L	Pct.	W	L	Pct.
Oklahoma	8	0	1.000	12	1	.923
TEXAS	7	1	.875	11	1	.917
Texas A&M	5	3	.625	7	5	.583
Texas Tech	5	3	.625	8	4	.667
Oklahoma St.	4	4	.500	7	5	.583
Baylor	1	7	.125	3	8	.273

BOWL GAMES

FedEx Orange Bowl _____ USC 55, Oklahoma 19
 Rose Bowl presented by Citi _____ **Texas 38, Michigan 37**
 SBC Cotton Bowl Classic _____ Tennessee 38, Texas A&M 7
 Pacific Life Holiday Bowl _____ Texas Tech 45, California 31
 MasterCard Alamo Bowl _____ Ohio State 33, Oklahoma State 7
 EV1.Net Houston Bowl _____ Colorado 33, UTEP 28
 Independence Bowl _____ Iowa State 17, Miami (Ohio) 13





THE BIG 12 CONFERENCE

2005

North	Conference			Overall			South	Conference			Overall		
	W	L	Pct.	W	L	Pct.		W	L	Pct.	W	L	Pct.
Colorado	5	3	.625	7	6	.539	TEXAS	8	0	1.000	13	0	1.000
Nebraska	4	4	.500	8	4	.667	Texas Tech	6	2	.750	9	3	.750
Iowa State	4	4	.500	7	5	.583	Oklahoma	6	2	.750	8	4	.667
Kansas	3	5	.375	7	5	.583	Texas A&M	3	5	.375	5	6	.455
Missouri	4	4	.500	7	5	.583	Baylor	2	6	.250	5	6	.455
Kansas State	2	6	.250	5	6	.455	Oklahoma St.	1	7	.125	4	7	.364

BOWL GAMES

Rose Bowl presented by Citi _____ Texas **41**, USC **38**
 AT&T Cotton Bowl Classic _____ Alabama 13, Texas Tech 10
 Pacific Life Holiday Bowl _____ Oklahoma 17, Oregon 14
 Champs Sports Bowl _____ Clemson 19, Colorado 10
 EV1.net Houston Bowl _____ TCU 27, Iowa State 24
 MasterCard Alamo Bowl _____ Nebraska 32, Michigan 28
 Independence Bowl _____ Missouri 38, South Carolina 31
 Ft. Worth Bowl _____ Kansas 42, Houston 13

2006

North	Conference			Overall			South	Conference			Overall		
	W	L	Pct.	W	L	Pct.		W	L	Pct.	W	L	Pct.
Nebraska	6	2	.750	9	5	.643	Oklahoma	7	1	.875	11	3	.786
Missouri	4	4	.500	8	5	.615	TEXAS	6	2	.750	10	3	.769
Kansas State	4	4	.500	7	6	.538	Texas A&M	5	3	.625	9	4	.692
Kansas	3	5	.375	6	6	.500	Texas Tech	4	4	.500	8	5	.615
Colorado	2	6	.250	2	10	.167	Oklahoma St.	3	5	.375	7	6	.538
Iowa State	1	7	.125	4	8	.333	Baylor	3	5	.375	4	8	.333

BOWL GAMES

Tostitos Fiesta Bowl _____ Boise State 43, Oklahoma 42
 AT&T Cotton Bowl Classic _____ Auburn 17, Nebraska 14
 Pacific Life Holiday Bowl _____ California 45, Texas A&M 10
 MasterCard Alamo Bowl _____ Texas **26**, Iowa **24**
 Brut Sun Bowl _____ Oregon State 39, Missouri 38
 Insight Bowl _____ Texas Tech 44, Minnesota 41
 Independence Bowl _____ Oklahoma State 34, Alabama 31
 Texas Bowl _____ Rutgers 37, Kansas State 10

2007

North	Conference			Overall			South	Conference			Overall		
	W	L	Pct.	W	L	Pct.		W	L	Pct.	W	L	Pct.
Kansas	7	1	.875	12	1	.923	Oklahoma	6	2	.750	11	3	.786
Missouri	7	1	.778	12	2	.875	TEXAS	5	3	.625	10	3	.769
Colorado	4	4	.500	6	7	.462	Oklahoma St.	4	4	.500	7	6	.538
Kansas State	3	5	.375	5	7	.417	Texas Tech	4	4	.500	9	4	.692
Nebraska	2	6	.250	5	7	.417	Texas A&M	4	4	.500	7	6	.538
Iowa State	2	6	.250	3	9	.250	Baylor	0	8	.000	3	9	.250

BOWL GAMES

Tostitos Fiesta Bowl _____ West Virginia 48, Oklahoma 28
 FedEx Orange Bowl _____ Kansas 24, Virginia Tech 21
 AT&T Cotton Bowl Classic _____ Missouri 38, Arkansas 7
 Pacific Life Holiday Bowl _____ Texas **52**, Arizona State **34**
 Valero Alamo Bowl _____ Penn State 24, Texas A&M 17
 Gator Bowl _____ Texas Tech 31, Virginia 28
 Insight Bowl _____ Oklahoma State 49, Indiana 33
 Independence Bowl _____ Alabama 30, Colorado 24

2008

North	Conference			Overall			South	Conference			Overall		
	W	L	Pct.	W	L	Pct.		W	L	Pct.	W	L	Pct.
Missouri	5	3	.625	10	4	.714	TEXAS	7	1	.875	12	1	.923
Nebraska	5	3	.625	9	4	.692	Oklahoma	7	1	.875	12	2	.857
Kansas	4	4	.500	8	5	.615	Texas Tech	7	1	.875	11	2	.846
Colorado	2	6	.250	5	7	.417	Oklahoma St.	5	3	.625	9	4	.692
Kansas State	2	6	.250	5	7	.417	Baylor	2	6	.250	4	8	.333
Iowa State	0	8	.000	2	10	.167	Texas A&M	2	6	.250	4	8	.333

BOWL GAMES

Valero Alamo Bowl _____ Missouri 30, Northwestern 23
 Pacific Life Holiday Bowl _____ Oregon 42, Oklahoma State 31
 Insight Bowl _____ Kansas 42, Minnesota 21
 Konica Minolta Gator Bowl _____ Nebraska 26, Clemson 21
 AT&T Cotton Bowl _____ Mississippi 47, Texas Tech 34
 Tostitos Fiesta Bowl _____ Texas **24**, Ohio State **21**
 BCS National Championship _____ Florida 24, Oklahoma 14

2009

North	Conference			Overall			South	Conference			Overall		
	W	L	Pct.	W	L	Pct.		W	L	Pct.	W	L	Pct.
Nebraska	6	2	.750	9	4	.692	TEXAS	8	0	1.000	13	1	1.000
Missouri	4	4	.500	8	4	.667	Oklahoma St.	6	2	.750	9	3	.750
Kansas State	4	4	.500	6	6	.500	Texas Tech	5	3	.625	8	4	.667
Iowa State	3	5	.375	6	6	.500	Oklahoma	5	3	.625	7	5	.583
Colorado	2	6	.250	3	9	.250	Texas A&M	3	5	.375	6	6	.500
Kansas	1	7	.125	5	7	.417	Baylor	1	7	.125	4	8	.333

BOWL GAMES

Advocare V100 Independence Bowl _____ Georgia 44, Texas A&M 20
 Pacific Life Holiday Bowl _____ Nebraska 33, Arizona 0
 Brut Sun Bowl _____ Oklahoma 31, Stanford 27
 Texas Bowl _____ Navy 35, Missouri 13
 Insight Bowl _____ Iowa State 14, Minnesota 13
 AT&T Cotton Bowl _____ Mississippi 21, Oklahoma State 7
 Valero Alamo Bowl _____ Texas Tech 41, Michigan State 31
 BCS National Championship _____ Alabama **37**, Texas **21**

2010

North	Conference			Overall			South	Conference			Overall		
	W	L	Pct.	W	L	Pct.		W	L	Pct.	W	L	Pct.
Missouri	6	2	.750	10	3	.769	Oklahoma	6	2	.750	12	2	.857
Nebraska	6	2	.750	10	4	.714	Oklahoma St.	6	2	.750	11	2	.846
Kansas State	3	5	.375	7	6	.538	Texas A&M	6	2	.750	9	4	.692
Iowa State	3	5	.375	5	7	.417	Baylor	4	4	.500	7	6	.538
Colorado	2	6	.250	5	7	.417	Texas Tech	3	5	.375	8	5	.615
Kansas	1	7	.125	3	9	.250	TEXAS	2	6	.250	5	7	.417

BOWL GAMES

TicketCity Bowl _____ Texas Tech 45, Northwestern 38
 Tostitos Fiesta Bowl _____ Oklahoma 48, Connecticut 20
 Bridgepoint Education Holiday Bowl _____ Washington 19, Nebraska 7
 Texas Bowl _____ Illinois 38, Baylor 14
 Insight Bowl _____ Iowa 27, Missouri 24
 AT&T Cotton Bowl _____ LSU 41, Texas A&M 24
 Valero Alamo Bowl _____ Oklahoma State 36, Arizona 10
 New Era Pinstripe Bowl _____ Syracuse 36, Kansas State 34



THE BIG 12 CONFERENCE

2011

	Conference			Overall		
	W	L	Pct.	W	L	Pct.
Oklahoma State	8	1	.889	12	1	.923
Kansas State	7	2	.778	10	3	.769
Baylor	6	3	.667	10	3	.769
Oklahoma	6	3	.667	10	3	.769
Missouri	5	4	.556	8	5	.615
TEXAS	4	5	.444	8	5	.615
Texas A&M	4	5	.444	7	6	.538
Iowa State	3	6	.333	6	7	.462
Texas Tech	2	7	.222	5	7	.417
Kansas	0	9	.000	2	10	.167

BOWL GAMES

AdvoCare V100 Independence Bowl	Missouri 41, North Carolina 24
Bridgepoint Education Holiday Bowl	Texas 21, Cal 10
Valero Alamo Bowl	Baylor 67, Washington 56
New Era Pinstripe Bowl	Rutgers 27, Iowa State 13
Meineke Car Care Bowl	Texas A&M 33, Northwestern 22
Tostitos Fiesta Bowl	Oklahoma State 41, Stanford 38

2012

	Conference			Overall		
	W	L	Pct.	W	L	Pct.
Kansas State	8	1	.889	11	2	.846
Oklahoma	8	1	.889	10	3	.769
TEXAS	5	4	.556	9	4	.692
Oklahoma State	5	4	.556	8	5	.615
Baylor	4	5	.444	8	5	.615
Texas Tech	4	5	.444	8	5	.615
TCU	4	5	.444	7	6	.538
West Virginia	4	5	.444	7	6	.538
Iowa State	3	6	.333	6	7	.462
Kansas	0	9	.000	1	11	.083

BOWL GAMES

Bridgepoint Education Holiday Bowl	Baylor 49, UCLA 26
Meineke Car Care Bowl of Texas	Texas Tech 34, Minnesota 31
New Era Pinstripe Bowl	Syracuse 38, West Virginia 14
Valero Alamo Bowl	Texas 31, Oregon State 27
Buffalo Wild Wings Bowl	Michigan State 17, TCU 16
AutoZone Liberty Bowl	Tulsa 31, Iowa State 17
Heart of Dallas Bowl	Oklahoma State 58, Purdue 14
Tostitos Fiesta Bowl	Oregon 35, Kansas State 17
AT&T Cotton Bowl	Texas A&M 41, Oklahoma 13

2013

	Conference			Overall		
	W	L	Pct.	W	L	Pct.
Baylor	8	1	.889	11	1	.917
Oklahoma	7	2	.778	10	2	.833
Oklahoma State	7	2	.778	10	2	.833
TEXAS	7	2	.778	8	4	.667
Kansas State	5	4	.556	7	5	.583
Texas Tech	4	5	.444	7	5	.583
West Virginia	2	7	.222	4	8	.333
Iowa State	2	7	.222	3	9	.250
Kansas	1	8	.111	3	9	.250

BOWL GAMES

Buffalo Wild Wings Bowl	Kansas State 31, Michigan 14
National University Holiday Bowl	Texas Tech 37, Arizona State 23
Valero Alamo Bowl	Oregon 30, Texas 7
Allstate Sugar Bowl	Oklahoma 45, Alabama 31
Tostitos Fiesta Bowl	Central Florida 52, Baylor 42
AT&T Cotton Bowl	Missouri 41, Oklahoma State 31

2014

	Conference			Overall		
	W	L	Pct.	W	L	Pct.
TCU	8	1	.889	12	1	.923
Baylor	8	1	.889	11	2	.846
Kansas State	7	2	.778	9	4	.692
Oklahoma	5	4	.556	8	5	.615
West Virginia	5	4	.556	7	6	.538
TEXAS	5	4	.556	6	7	.462
Oklahoma State	4	5	.444	7	6	.538
Texas Tech	2	7	.222	4	8	.333
Kansas	1	8	.111	3	9	.250
Iowa State	0	9	.000	2	10	.167

BOWL GAMES

AutoZone Liberty Bowl	Texas A&M 45, West Virginia 37
Russell Athletic Bowl	Clemson 40, Oklahoma 6
AdvoCare V100 Texas	Arkansas 31, Texas 7
Chick-fil-A Peach Bowl	TCU 42, Ole 3
Goodyear Cotton Bowl	Michigan State 42, Baylor 41
Valero Alamo Bowl	UCLA 40, Kansas State 35
TicketCity Cactus Bowl	Oklahoma State 30, Washington 22

2015

	Conference			Overall		
	W	L	Pct.	W	L	Pct.
Oklahoma	8	1	.889	11	2	.846
Oklahoma State	7	2	.777	10	3	.769
TCU	7	2	.777	11	2	.846
Baylor	6	3	.667	10	3	.769
West Virginia	4	5	.444	8	5	.615
Texas Tech	4	5	.444	7	6	.538
TEXAS	4	5	.444	5	7	.417
Kansas State	3	6	.333	6	7	.462
Iowa State	2	7	.222	3	9	.250
Kansas	0	9	.000	0	12	.000

BOWL GAMES

Russell Athletic Bowl	Baylor 49, North Carolina 38
AdvoCare V100 Texas Bowl	LSU 56, Texas Tech 27
Capital One Orange Bowl	Clemson 37, Oklahoma 17
Allstate Sugar Bowl	Ole Miss 48, Oklahoma State 20
AutoZone Liberty Bowl	Arkansas 45, Kansas State 23
Valero Alamo Bowl	TCU 47, Oregon 41

2016

	Conference			Overall		
	W	L	Pct.	W	L	Pct.
Oklahoma	9	0	1.000	11	2	.846
Oklahoma State	7	2	.778	10	3	.769
West Virginia	7	2	.778	10	3	.769
Kansas State	6	3	.667	9	4	.692
TCU	4	5	.444	6	7	.462
Baylor	3	6	.333	7	6	.538
TEXAS	3	6	.333	5	7	.417
Texas Tech	3	6	.333	5	7	.417
Iowa State	2	7	.222	3	9	.250
Kansas	1	8	.111	2	10	.167

BOWL GAMES

Motel 6 Cactus Bowl	Baylor 31, Boise State 12
Russell Athletic Bowl	Miami 31, West Virginia 14
AdvoCare V100 Texas Bowl	Kansas State 33, Texas A&M 28
Valero Alamo Bowl	Oklahoma State 38, Colorado 8
AutoZone Liberty Bowl	Georgia 31, TCU 23
Allstate Sugar Bowl	Oklahoma 35, Auburn 19



THE SOUTHWEST CONFERENCE

UT'S ALL-TIME SWC TITLES

Table with columns: YEAR, CONFERENCE (W, L, T), OVERALL (W, L, T). Lists years from 1920 to 1995 with corresponding win-loss-tie records.

^ co-championship

* first time in SWC history that a school repeated as undisputed football champion.

NOTE: Texas also had the best SWC record in 1916 (5-1-0) and 1918 (4-0-0) but no championships were awarded those years.

SWC TITLES BY SCHOOL

Table with columns: TEAM, TITLES, OUTRIGHT TITLES. Lists teams and their respective titles and outright titles.



ALL-TIME SOUTHWEST CONFERENCE STANDINGS

Table with columns: TEAM, YEARS, RECORD, PCT. Lists teams and their all-time conference records and percentages.

SWC STANDINGS YEAR-BY-YEAR

Grid of tables showing SWC standings year-by-year from 1915 to 1931. Each year's table lists the team and their win-loss-tie record.





THE SOUTHWEST CONFERENCE

1933

TEAM	W	L	T
³ Arkansas	4	1	0
Baylor	4	2	0
TCU	4	2	0
Texas A&M	2	2	1
TEXAS	2	3	1
SMU	2	4	0
Rice	1	5	0

1934

TEAM	W	L	T
Rice	5	1	0
TEXAS	4	1	1
SMU	3	2	1
TCU	3	3	0
Arkansas	2	3	1
Texas A&M	1	4	1
Baylor	1	5	0

1935

TEAM	W	L	T
SMU	6	0	0
TCU	5	1	0
Rice	3	3	0
Baylor	3	3	0
Arkansas	2	4	0
TEXAS	1	5	0
Texas A&M	1	5	0

1936

TEAM	W	L	T
Arkansas	5	1	0
TCU	4	1	1
Texas A&M	3	2	1
Baylor	3	2	1
SMU	2	3	1
TEXAS	1	5	0
Rice	1	5	0

1937

TEAM	W	L	T
Rice	4	1	1
TCU	3	1	2
Arkansas	3	2	1
Baylor	3	3	0
Texas A&M	2	2	2
SMU	2	4	0
TEXAS	1	5	0

1938

TEAM	W	L	T
TCU	6	0	0
SMU	4	2	0
Baylor	3	2	1
Rice	3	3	0
Texas A&M	2	3	1
TEXAS	1	5	0
Arkansas	1	5	0

1939

TEAM	W	L	T
Texas A&M	6	0	0
SMU	4	2	0
Baylor	4	2	0
TEXAS	3	3	0
Arkansas	2	3	1
TCU	1	5	0
Rice	0	5	1

1940

TEAM	W	L	T
Texas A&M	5	1	0
SMU	5	1	0
Rice	4	2	0
TEXAS	4	2	0
TCU	2	4	0
Arkansas	1	5	0
Baylor	0	6	0

1941

TEAM	W	L	T
Texas A&M	5	1	0
TEXAS	4	1	1
TCU	4	1	1
Rice	3	2	1
SMU	2	4	0
Baylor	1	4	1
Arkansas	0	6	0

1942

TEAM	W	L	T
TEXAS	5	1	0
Rice	4	1	1
TCU	4	2	0
Baylor	3	2	1
Texas A&M	2	3	1
SMU	1	4	1
Arkansas	0	6	0

1943

TEAM	W	L	T
TEXAS	5	0	0
Texas A&M	4	1	0
SMU	2	3	0
Rice	2	3	0
TCU	1	4	0
Arkansas	1	4	0

1944

TEAM	W	L	T
TCU	3	1	1
TEXAS	3	2	0
Arkansas	2	2	1
Texas A&M	2	3	0
Rice	2	3	0
SMU	2	3	0

1945

TEAM	W	L	T
TEXAS	5	1	0
SMU	4	2	0
Rice	3	3	0
Texas A&M	3	3	0
TCU	3	3	0
Baylor	2	4	0
Arkansas	1	5	0

1946

TEAM	W	L	T
Rice	5	1	0
Arkansas	5	1	0
TEXAS	4	2	0
Texas A&M	3	3	0
SMU	2	4	0
TCU	2	4	0
Baylor	0	6	0

1947

TEAM	W	L	T
SMU	5	0	1
TEXAS	5	1	0
Rice	4	2	0
TCU	2	3	1
Texas A&M	1	4	1
Arkansas	1	4	1
Baylor	1	5	0

1948

TEAM	W	L	T
SMU	5	0	1
TEXAS	4	1	1
Rice	3	2	1
Baylor	3	2	1
Arkansas	2	4	0
TCU	1	4	1
Texas A&M	0	5	1

1949

TEAM	W	L	T
Rice	6	0	0
Baylor	4	2	0
TEXAS	3	3	0
TCU	3	3	0
SMU	2	3	1
Arkansas	2	4	0
Texas A&M	0	5	1

1950

TEAM	W	L	T
TEXAS	6	0	0
Baylor	4	2	0
Texas A&M	3	3	0
TCU	3	3	0
Rice	2	4	0
SMU	2	4	0
Arkansas	1	5	0

1951

TEAM	W	L	T
TCU	5	1	0
Baylor	4	1	1
TEXAS	3	3	0
Rice	3	3	0
Texas A&M	1	3	2
Arkansas	2	4	0
SMU	1	4	1

1952

TEAM	W	L	T
TEXAS	6	0	0
Rice	4	2	0
SMU	3	2	1
TCU	2	2	2
Baylor	1	3	2
Texas A&M	1	4	1
Arkansas	1	5	0

1953

TEAM	W	L	T
TEXAS	5	1	0
Rice	5	1	0
Baylor	4	2	0
SMU	3	3	0
Arkansas	2	4	0
Texas A&M	1	5	0
TCU	1	5	0

1954

TEAM	W	L	T
Arkansas	5	1	0
SMU	4	1	1
Baylor	4	2	0
Rice	4	2	0
TEXAS	2	3	1
TCU	1	5	0
Texas A&M	0	6	0

1955

TEAM	W	L	T
TCU	5	1	0
Texas A&M	4	1	1
TEXAS	4	2	0
Arkansas	3	2	1
Baylor	2	4	0
SMU	2	4	0
Rice	0	6	0

1956

TEAM	W	L	T
Texas A&M	6	0	0
TCU	5	1	0
Baylor	4	2	0
Arkansas	3	3	0
SMU	2	4	0
Rice	1	5	0
TEXAS	0	6	0

1957

TEAM	W	L	T
Rice	5	1	0
TEXAS	4	1	1
Texas A&M	4	2	0
SMU	3	3	0
Arkansas	2	4	0
TCU	2	4	0
Baylor	0	5	1

1958

TEAM	W	L	T
TCU	5	1	0
Rice	4	2	0
SMU	4	2	0
TEXAS	3	3	0
Arkansas	2	4	0
Texas A&M	2	4	0
Baylor	1	5	0

1959

TEAM	W	L	T
TEXAS	5	1	0
Arkansas	5	1	0
TCU	5	1	0
SMU	2	3	1
Baylor	2	4	0
Rice	1	4	1
Texas A&M	0	6	0

1960

TEAM	W	L	T
Arkansas	6	1	0
TEXAS	5	2	0
Baylor	5	2	0
Rice	5	2	0
TCU	3	3	1
Texas Tech	1	5	1
Texas A&M	0	4	3
SMU	0	6	1

1961

TEAM	W	L	T
TEXAS	6	1	0
Arkansas	6	1	0
Rice	5	2	0
Texas A&M	3	4	0
TCU	2	4	1
Baylor	2	5	0
Texas Tech	2	5	0
SMU	1	5	1

1962

TEAM	W	L	T
TEXAS	6	0	1
Arkansas	6	1	0
TCU	5	2	0
Texas A&M	3	4	0
Baylor	3	4	0
Rice	2	4	1
SMU	2	5	0
Texas Tech	0	7	0

1963

TEAM	W	L	T
TEXAS	7	0	0
Baylor	6	1	0
Rice	4	3	0
Arkansas	3	4	0
TCU	2	4	1
SMU	2	5	0
Texas Tech	2	5	0
Texas A&M	1	5	1

1964

TEAM	W	L	T
Arkansas	7	0	0
TEXAS	6	1	0
Baylor	4	3	0
Rice	3	3	1
Texas Tech	3	3	1
TCU	3	4	0
Texas A&M	1	6	0
SMU	0	7	0

1964

TEAM	W	L	T
Arkansas	7	0	0
TEXAS	6	1	0
Baylor	4	3	0
Rice	3	3	1
Texas Tech	3	3	1
TCU	3	4	0
Texas A&M	1	6	0
SMU	0	7	0

1965

TEAM	W	L	T
Arkansas	7	0	0
TCU	5	2	0
Texas Tech	5	2	0
TEXAS	3	4	0
Baylor	3	4	0
SMU	3	4	0
Texas A&M	1	6	0
Rice	1	6	0

THE SOUTHWEST CONFERENCE

1970

TEAM	W	L	T
TEXAS	7	0	0
Arkansas	6	1	0
Texas Tech	5	2	0
SMU	3	4	0
TCU	3	4	0
Rice	3	4	0
Baylor	1	6	0
Texas A&M	0	7	0

1971

TEAM	W	L	T
TEXAS	6	1	0
Arkansas	5	1	1
TCU	5	2	0
Texas A&M	4	3	0
SMU	3	4	0
Rice	2	4	1
Texas Tech	2	5	0
Baylor	0	7	0

1972

TEAM	W	L	T
TEXAS	7	0	0
Texas Tech	4	3	0
SMU	4	3	0
Baylor	3	4	0
Rice	3	4	0
Arkansas	3	4	0
Texas A&M	2	5	0
TCU	2	5	0

1973

TEAM	W	L	T
TEXAS	7	0	0
Texas Tech	6	1	0
Rice	4	3	0
SMU	3	3	1
Arkansas	3	3	1
Texas A&M	3	4	0
TCU	1	6	0
Baylor	0	7	0

1974

TEAM	W	L	T
Baylor	6	1	0
TEXAS	5	2	0
Texas A&M	5	2	0
SMU	3	3	1
Arkansas	3	3	1
Texas Tech	3	4	0
Rice	2	5	0
TCU	0	7	0

1975

TEAM	W	L	T
TEXAS	6	1	0
Texas A&M	6	1	0
Arkansas	6	1	0
Texas Tech	4	3	0
SMU	2	5	0
Baylor	2	5	0
TCU	1	6	0
Rice	1	6	0

1976

TEAM	W	L	T
Texas Tech	7	1	0
Houston	7	1	0
Texas A&M	6	2	0
Baylor	4	3	1
TEXAS	4	4	0
Arkansas	3	4	1
Rice	2	6	0
SMU	2	6	0
TCU	0	8	0

1977

TEAM	W	L	T
TEXAS	8	0	0
Arkansas	7	1	0
Texas A&M	6	2	0
Texas Tech	4	4	0
Houston	4	4	0
Baylor	3	5	0
SMU	3	5	0
TCU	1	7	0
Rice	0	8	0

1978

TEAM	W	L	T
Houston	7	1	0
TEXAS	6	2	0
Arkansas	6	2	0
Texas Tech	5	3	0
Texas A&M	4	4	0
SMU	3	5	0
Baylor	3	5	0
Rice	2	6	0
TCU	0	8	0

1979

TEAM	W	L	T
Arkansas	7	1	0
Houston	7	1	0
TEXAS	6	2	0
Baylor	5	3	0
Texas A&M	4	4	0
SMU	3	5	0
Texas Tech	2	5	1
TCU	1	6	1
Rice	0	8	0

1980

TEAM	W	L	T
Baylor	8	0	0
Houston	5	3	0
SMU	5	3	0
TEXAS	4	4	0
Rice	4	4	0
Arkansas	3	5	0
Texas Tech	3	5	0
Texas A&M	3	5	0
TCU	1	7	0

1981

TEAM	W	L	T
SMU	7	1	0
TEXAS	6	1	1
Houston	5	2	1
Arkansas	5	3	0
Texas A&M	4	4	0
Rice	3	5	0
Baylor	3	5	0
TCU	1	6	1
Texas Tech	0	7	1

1982

TEAM	W	L	T
SMU	7	0	1
TEXAS	7	1	0
Arkansas	5	2	1
Houston	4	3	1
Baylor	3	4	1
Texas Tech	3	5	0
Texas A&M	3	5	0
TCU	2	6	0
Rice	0	8	0

1983

TEAM	W	L	T
TEXAS	8	0	0
SMU	7	1	0
Baylor	4	3	1
Texas A&M	4	3	1
Arkansas	4	4	0
Texas Tech	3	4	1
Houston	3	5	0
TCU	1	6	1
Rice	0	8	0

1984

TEAM	W	L	T
Houston	6	2	0
SMU	6	2	0
TEXAS	5	3	0
TCU	5	3	0
Arkansas	5	3	0
Baylor	4	4	0
Texas A&M	3	5	0
Texas Tech	2	6	0
Rice	0	8	0

1985

TEAM	W	L	T
Texas A&M	7	1	0
TEXAS	6	2	0
Arkansas	6	2	0
Baylor	6	2	0
Houston	3	5	0
Rice	2	6	0
Texas Tech	1	7	0
TCU	0	8	0
x-SMU	5	3	0

1986

TEAM	W	L	T
Texas A&M	7	1	0
Arkansas	6	2	0
Baylor	6	2	0
Texas Tech	5	3	0
TEXAS	4	4	0
Rice	2	6	0
Houston	0	8	0
x-SMU	5	3	0
x-TCU	1	7	0

1987

TEAM	W	L	T
Texas A&M	6	1	0
TEXAS	5	2	0
Arkansas	5	2	0
Texas Tech	3	3	1
Baylor	3	4	0
TCU	3	4	0
Houston	2	4	1
Rice	0	7	0

1988

TEAM	W	L	T
Arkansas	7	0	0
Houston	5	2	0
Texas Tech	4	3	0
Baylor	2	5	0
TEXAS	2	5	0
TCU	2	5	0
Rice	0	7	0
x-Texas A&M	6	1	0

1989

TEAM	W	L	T
Arkansas	7	1	0
Texas A&M	6	2	0
Texas Tech	5	3	0
Baylor	4	4	0
TEXAS	4	4	0
TCU	2	6	0
Rice	2	6	0
SMU	0	8	0
x-Houston	6	2	0

1990

TEAM	W	L	T
TEXAS	8	0	0
Texas A&M	5	2	1
Baylor	5	2	1
Rice	3	5	0
TCU	3	5	0
Texas Tech	3	5	0
Arkansas	1	7	0
SMU	0	8	0
x-Houston	7	1	0

1991

TEAM	W	L	T
Texas A&M	8	0	0
Texas Tech	5	3	0
Baylor	5	3	0
Arkansas	5	3	0
TEXAS	4	4	0
TCU	4	4	0
Houston	3	5	0
Rice	2	6	0
SMU	0	8	0

1992

TEAM	W	L	T
Texas A&M	7	0	0
Baylor	4	3	0
TEXAS	4	3	0
Rice	4	3	0
Texas Tech	4	3	0
SMU	2	5	0
Houston	2	5	0
TCU	1	6	0

1993

TEAM	W	L	T
Texas A&M	7	0	0
Texas Tech	5	2	0
TEXAS	5	2	0
Baylor	3	4	0
Rice	3	4	0
TCU	2	5	0
SMU	1	5	1
Houston	1	5	1

1994

TEAM	W	L	T
TEXAS	4	3	0
Texas Tech	4	3	0
Baylor	4	3	0
TCU	4	3	0
Rice	4	3	0
SMU	1	9	1
Houston	1	10	0
x-Texas A&M	6	0	1

1995

TEAM	W	L	T
TEXAS	7	0	0
Baylor	5	2	0
Texas A&M	5	2	0
Texas Tech	5	2	0
TCU	3	4	0
Houston	2	5	0
Rice	1	6	0
SMU	0	7	0

ALL-TIME TELEVISION APPEARANCES

Total Television Appearances: 481
National Television Appearances: 275
Regional Television Appearances: 183
Local Television Appearances: 22
All-Time Television Record: 305-171-5 (.639)

PRE-NCAA TELEVISION PLAN

1948 (1-1)
 Oklahoma _____ (Fort Worth only) _____ L
 TCU _____ (Fort Worth only) _____ W

1949 (0-1)
 Oklahoma _____ (Dallas only) _____ L

1950 (1-2)
 Oklahoma _____ (Dallas only) _____ L
 Rice _____ (Houston only) _____ W
 Tennessee (Cotton Bowl) _____ (Dallas, Fort Worth only) _____ L

1951 (1-0)
 Oklahoma _____ (Dallas only) _____ W

TEXAS' TELEVISION APPEARANCES

1952 (2-2)
 Notre Dame _____ (San Antonio) _____ L
 Oklahoma _____ (Dallas, San Antonio, Oklahoma City, Tulsa) _____ L
 Texas A&M _____ (Austin, San Antonio) _____ W
 Tennessee (Cotton Bowl) _____ (NBC) National _____ W

1953 (0-1)
 Oklahoma _____ (NBC) National _____ L

1954 (0-1)
 Baylor _____ (ABC) National _____ L

1955 (1-1)
 Oklahoma _____ (Humble Network) Regional _____ L
 Texas A&M _____ (NBC) National _____ W

1956 (0-2)
 Oklahoma _____ (Humble Network) Regional _____ L
 TCU _____ (Humble Network) Regional _____ L

1957 (1-2)
 Oklahoma _____ (Humble Network) Regional _____ L
 Texas A&M _____ Regional _____ W
 Mississippi (Sugar Bowl) _____ National _____ L

1958 (2-1)
 Oklahoma _____ 2:00 pm _____ (Dallas, Austin) _____ W
 TCU _____ 2:00 pm _____ (Humble Network) Regional _____ L
 Texas A&M _____ 2:00 pm _____ (NBC) National _____ W

1959 (2-1)
 California _____ 3:30 pm _____ (NBC) National _____ W
 Oklahoma _____ 2:00 pm _____ (Humble Network) Regional _____ W
 Syracuse (Cotton Bowl) _____ 2:30 pm _____ National _____ L

1960 (1-1-1)
 Arkansas _____ (ABC) Regional _____ L
 Texas A&M _____ 1:30 pm _____ (ABC) National _____ W
 Alabama (Bluebonnet Bowl) _____ 1:00 pm _____ National _____ T

1961 (3-0)
 Oklahoma _____ 2:00 pm _____ (Dallas, Austin) _____ W
 Texas A&M _____ 1:30 pm _____ (ABC) National _____ W
 Ole Miss (Cotton Bowl) _____ 1:30 pm _____ National _____ W

1962 (2-1)
 Oklahoma _____ 2:00 pm _____ (CBS) Regional _____ W
 Texas A&M _____ 2:00 pm _____ (CBS) National _____ W
 LSU (Cotton Bowl) _____ National _____ L

1963 (3-0)
 Oklahoma _____ 2:00 pm _____ (Dallas, Austin, Oklahoma City) _____ W
 Texas A&M _____ 2:00 pm _____ (CBS) National _____ W
 Navy (Cotton Bowl) _____ 1:00 pm _____ National _____ W

1964 (3-0)
 Oklahoma _____ 2:30 pm _____ (NBC) National _____ W
 Texas A&M _____ 2:00 pm _____ (Austin, Houston) _____ W
 Alabama (Orange Bowl) _____ 7:00 pm _____ National _____ W

1965 (2-1)
 Oklahoma _____ 2:00 pm _____ (Dallas, Austin, Oklahoma City) _____ W
 Arkansas _____ 2:30 pm _____ (NBC) National _____ L
 Baylor _____ 1:30 pm _____ (NBC) Regional _____ W

1966 (1-3)
 Southern California _____ 2:30 pm _____ (ABC) National _____ L
 Oklahoma _____ 2:00 pm _____ (Dallas) _____ L
 Arkansas _____ 7:30 pm _____ (NBC) Regional _____ L
 Mississippi (Bluebonnet Bowl) _____ 1:00 pm _____ National _____ W

1967 (2-0)
 Oklahoma _____ 2:00 pm _____ (Dallas, Austin, Oklahoma City) _____ W
 Arkansas _____ 3:00 pm _____ (ABC) National _____ W

1968 (3-0)
 Oklahoma _____ (Dallas, Austin, Oklahoma City) _____ W
 Texas A&M _____ 2:00 pm _____ (ABC) National _____ W
 Tennessee (Cotton Bowl) _____ National _____ W

1969 (4-0)
 California _____ 1:20 pm _____ (NBC) Regional _____ W
 Oklahoma _____ (ABC) National _____ W
 Arkansas _____ 12:20 pm _____ (ABC) National _____ W
 Notre Dame (Cotton Bowl) _____ 1:00 pm _____ National _____ W

1970 (2-1)
 Oklahoma _____ 3:20 pm _____ (ABC) National _____ W
 Arkansas _____ 2:00 pm _____ National _____ W
 Notre Dame (Cotton Bowl) _____ 1:00 pm _____ National _____ L

1971 (1-3)
 UCLA _____ 1:45 pm _____ (ABC) Regional _____ W
 Oklahoma _____ 2:00 pm _____ (Austin, Oklahoma City, Dallas) _____ L
 Arkansas _____ 3:20 pm _____ (ABC) National _____ L
 Penn State (Cotton Bowl) _____ National _____ L

1972 (3-1)
 Oklahoma _____ 2:50 pm _____ (ABC) Regional _____ L
 Arkansas _____ (ABC) National _____ W
 Texas A&M _____ 8:00 pm _____ (ABC) National _____ W
 Alabama (Cotton Bowl) _____ 1:00 pm _____ National _____ W

1973 (1-2)
 Oklahoma _____ 12:30 pm _____ (ABC) National _____ L
 SMU _____ 2:00 pm _____ (ABC) Regional _____ W
 Nebraska (Cotton Bowl) _____ 1:00 pm _____ National _____ L

1974 (2-2)
 Texas Tech _____ 1:00 pm _____ (ABC) Regional _____ L
 Arkansas _____ 2:00 pm _____ (ABC) National _____ W
 Texas A&M _____ 12:00 pm _____ (ABC) Regional _____ W
 Auburn (Gator Bowl) _____ 8:00 pm _____ National _____ L

1975 (2-1)
 Arkansas _____ 2:50 pm _____ (ABC) Regional _____ W
 Texas A&M _____ 1:50 pm _____ (ABC) Regional _____ L
 Colorado (Bluebonnet Bowl) _____ 3:00 pm _____ National _____ W

1976 (1-1-1)
 Oklahoma _____ 3:00 pm _____ (ABC) National _____ T
 Texas A&M _____ 7:30 pm _____ (ABC) Regional _____ L
 Arkansas _____ 7:00 pm _____ (ABC) National _____ W

1977 (3-1)
 Oklahoma _____ 2:00 pm _____ (Austin) _____ W
 Arkansas _____ 12:00 pm _____ (ABC) National _____ W
 Baylor _____ 3:00 pm _____ (ABC) Regional _____ W
 Notre Dame (Cotton Bowl) _____ 1:15 pm _____ National _____ L

1978 (1-3)
 Oklahoma _____ 11:50 am _____ (ABC) Regional _____ L
 Arkansas _____ 11:50 am _____ Regional _____ W
 Texas A&M _____ 8:00 pm _____ (ABC) National _____ W
 Maryland (Sun Bowl) _____ 11:30 am _____ National _____ W

1979 (1-2)
 Oklahoma _____ 3:00 pm _____ National _____ W
 Arkansas _____ 3:00 pm _____ (ABC) Regional _____ L
 Washington (Sun Bowl) _____ 11:30 am _____ National _____ L

1980 (2-1)
 Arkansas _____ 8:00 pm _____ (ABC) National _____ W
 Oklahoma _____ 12:00 pm _____ (ABC) National _____ W
 UNC (Bluebonnet Bowl) _____ 7:00 pm _____ (Mizlou Network) Regional _____ L

1981 (2-1)
 Oklahoma _____ 11:50 am _____ (ABC) National _____ W
 Arkansas _____ 2:45 pm _____ Regional _____ L
 Alabama (Cotton Bowl) _____ 1:00 pm _____ National _____ W

1982 (1-3)
 Oklahoma _____ 2:00 pm _____ National _____ L
 SMU _____ 2:50 pm _____ (ABC) Regional _____ L
 Arkansas _____ 2:50 pm _____ (ABC) National _____ W
 North Carolina (Sun Bowl) _____ 1:10 pm _____ National _____ L

1983 (5-1)
 Auburn _____ 11:30 am _____ (CBS) Regional _____ W
 Oklahoma _____ 2:00 pm _____ National _____ W
 Arkansas _____ 11:30 am _____ (CBS) Regional _____ W
 SMU _____ 2:50 pm _____ (CBS) National _____ W
 Texas A&M _____ 11:30 am _____ (ABC) National _____ W
 Georgia (Cotton Bowl) _____ 12:40 pm _____ National _____ L

1984 (5-3-1)
 Auburn _____ 6:45 pm _____ (ESPN) National _____ W
 Penn State _____ 12:15 pm _____ (Syndicated) National _____ W
 Rice _____ 7:00 pm _____ (HSE-Houston) Regional _____ W
 Oklahoma _____ 3:00 pm _____ (ABC) National _____ T
 SMU _____ 2:50 pm _____ (Raycom-SWC) Regional _____ W
 TCU _____ 2:50 pm _____ (ABC) Regional _____ W
 Baylor _____ 11:30 am _____ (Raycom-SWC) Regional _____ L
 Texas A&M _____ 6:45 pm _____ (ESPN) National _____ L
 Iowa (Freedom Bowl) _____ 5:30 pm _____ (Syndicated) National _____ L

1985 (5-3)
 Stanford _____ 12:40 pm _____ (CBS) National _____ W
 Oklahoma _____ 12:00 pm _____ (HSE/Pay-Per-View) Regional _____ L
 Arkansas _____ 2:30 pm _____ (ABC) Regional _____ W
 Texas Tech _____ 12:00 pm _____ (Raycom-SWC) Regional _____ W
 Houston _____ 12:00 pm _____ (Raycom-SWC) Regional _____ W
 Baylor _____ 12:00 pm _____ (Raycom-SWC) Regional _____ W
 Texas A&M _____ 7:15 pm _____ (ESPN) National _____ L
 Air Force (Bluebonnet Bowl) _____ 1:50 pm _____ (Syndicated) National _____ L

1986 (4-6)
 Stanford _____ 7:00 pm _____ (HSE) Regional _____ L
 Rice _____ 7:00 pm _____ (HSE) Regional _____ W
 Oklahoma _____ 2:30 pm _____ (ABC) Regional _____ L
 Arkansas _____ 6:45 pm _____ (ESPN) National _____ L
 SMU _____ 1:00 pm _____ (Delayed Local) Local _____ W
 Texas Tech _____ 12:00 pm _____ (Raycom-SWC) Regional _____ L
 Houston _____ 1:00 pm _____ (HSE) Regional _____ W
 TCU _____ 12:00 pm _____ (Raycom-SWC) Regional _____ W
 Baylor _____ 2:00 pm _____ (Raycom-SWC) Regional _____ L
 Texas A&M _____ 7:20 pm _____ (ESPN) National _____ L





ALL-TIME TELEVISION APPEARANCES

1987 (7-5)

Auburn	3:30 pm	(ESPN) National	L
BYU	7:00 pm	(HSE) Regional	L
Oregon State	7:00 pm	(HSE) Regional	W
Rice	7:00 pm	(HSE) Regional	W
Oklahoma	1:45 pm	(CBS) National	L
Arkansas	3:00 pm	(ESPN) National	W
Texas Tech	1:00 pm	(HSE) Regional	W
Houston	7:00 pm	(HSE) Regional	L
TCU	12:00 pm	(Raycom) Regional	W
Baylor	1:00 pm	(HSE) Regional	W
Texas A&M	7:10 pm	(ESPN) National	L
Pitt (Bluebonnet Bowl)	7:00 pm	(Mizlou/Syndication) National	W

1988 (3-6)

BYU	6:10 pm	(ESPN) National	L
New Mexico	7:00 pm	(HSE) Regional	W
North Texas	7:00 pm	(HSE) Regional	W
Oklahoma	1:45 pm	(CBS) Regional	L
Arkansas	1:00 pm	(HSE) Regional	L
Texas Tech	12:06 pm	(Raycom) Regional	L
Houston	12:00 pm	(Raycom) Regional	L
TCU	12:00 pm	(Raycom) Regional	W
Texas A&M	7:10 pm	(ESPN) National	L

1989 (4-5)

Colorado	5:40 pm	(ESPN) National	L
SMU	12:00 pm	(Raycom) Regional	W
Penn State	7:00 pm	(HSE) Regional	L
Oklahoma	2:00 pm	(HSE) Regional	W
Arkansas	12:00 pm	(Raycom) Regional	W
Texas Tech	1:00 pm	(HSE) Regional	L
Houston	4:00 pm	(HSE) Regional	L
TCU	12:00 pm	(Raycom) Regional	W
Texas A&M	3:00 pm	(ESPN) National	L

1990 (8-2)

Penn State	12:00 pm	(Raycom) National	W
Colorado	6:30 pm	(ESPN) National	L
Oklahoma	3:00 pm	(ESPN) National	W
Arkansas	12:00 pm	(Raycom) Regional	W
Texas Tech	12:00 pm	(Raycom) Regional	W
Houston	6:45 pm	(ESPN) National	W
TCU	11:10 am	(CBS) Regional	W
Baylor	1:00 pm	(VideoSeat) Regional	W
Texas A&M	11:00 am	(CBS) National	W
Miami (Cotton Bowl)	12:50 pm	(CBS) National	L

1991 (3-5)

Mississippi State	11:40 am	(WTBS) National	L
Auburn	6:30 pm	(ESPN) National	L
Oklahoma	2:30 pm	(ABC) Regional	W
Arkansas	12:00 pm	(Raycom) Regional	L
Texas Tech	12:00 pm	(Raycom) Regional	W
Houston	2:30 pm	(ABC) Regional	L
TCU	12:00 pm	(Raycom) Regional	W
Texas A&M	6:30 pm	(ESPN) National	L

1992 (3-5)

Mississippi State	6:30 pm	(ESPN) National	L
Syracuse	3:30 pm	(ABC) Regional	L
Oklahoma	2:30 pm	(ABC) Regional	W
Houston	12:00 pm	(Raycom/Prime) Regional	W
Texas Tech	12:10 pm	(Raycom/Prime) Regional	W
TCU	12:10 pm	(Raycom/Prime) Regional	L
Baylor	12:10 pm	(Raycom/Prime) Regional	L
Texas A&M	7:00 pm	(ESPN) National	L

1993 (5-5-1)

Colorado	5:30 pm	(ESPN) National	L
Syracuse	2:30 pm	(ABC) Regional	T
Louisville	4:00 pm	(HSE/Pay-Per-View) Regional	L
Rice	7:00 pm	(HSE/Pay-Per-View) Regional	W
Oklahoma	2:30 pm	(ABC) Regional	L
SMU	12:00 pm	(Raycom) Regional	W
Texas Tech	12:00 pm	(Raycom) Regional	L
Houston	7:00 pm	(ESPN) National	W
TCU	12:00 pm	(Raycom) Regional	W
Baylor	1:00 pm	(HSE/Pay-Per-View) Regional	W
Texas A&M	7:00 pm	(ESPN) National	L

1994 (8-3)

Pittsburgh	12:00 pm	(Raycom) Regional	W
Louisville	2:30 pm	(ABC) Regional	W
TCU	7:00 pm	(HSE/Pay-Per-View) Regional	W
Colorado	2:30 pm	(ABC) Regional	L
Oklahoma	2:30 pm	(ABC) Regional	W
Rice	7:00 pm	(ESPN) National	L
SMU	12:00 pm	(Raycom) Regional	W
Texas Tech	12:00 pm	(Raycom) Regional	L
Houston	12:00 pm	(Raycom) Regional	W
Baylor	10:00 am	(ABC) National	W
N. Carolina (Sun Bowl)	12:30 pm	(CBS) National	W

1995 (8-2-1)

Hawaii	6:00 pm	(ESPN2) National	W
Pittsburgh	2:30 pm	(ABC) Regional	W
Notre Dame	11:40 am	(NBC) National	L
SMU	12:00 pm	(Raycom) Regional	W
Oklahoma	2:30 pm	(ABC) Regional	T
Virginia	12:00 pm	(Raycom) Regional	W
Texas Tech	6:30 pm	(ESPN) National	W
TCU	12:10 pm	(Raycom) Regional	W
Baylor	7:00 pm	(ESPN) National	W
Texas A&M	2:30 pm	(ABC) National	W
Va. Tech (Sugar Bowl)	6:00 pm	(ABC) National	L

1996 (8-5)

Missouri	7:20 pm	(FOX Sports Net) National	W
New Mexico State	6:00 pm	(Prime/Pay-Per-View) Regional	W
Notre Dame	11:10 am	(ABC) National	L
Virginia	7:30 pm	(ESPN) National	L
Oklahoma State	6:00 pm	(FOX Sports Net) National	W
Oklahoma	2:30 pm	(ABC) Regional	L
Colorado	1:30 pm	(ABC) Regional	L
Baylor	2:30 pm	(ABC) Regional	W
Texas Tech	6:00 pm	(FOX Sports Net) National	W
Kansas	11:30 am	(FOX Sports Syndication) Regional	W
Texas A&M	10:00 am	(ABC) National	W
Nebraska (Big 12 Championship)	12:15 pm	(ABC) National	W
Penn State (Fiesta Bowl)	6:30 pm	(CBS) National	L

1997 (3-5)

Rutgers	6:00 pm	(FOX Sports Net) National	W
UCLA	2:30 pm	(ABC) Regional	L
Rice	11:10 am	(ABC) Regional	W
Oklahoma State	11:30 am	(FOX Sports Syndication) Regional	L
Oklahoma	2:30 pm	(ABC) Regional	W
Colorado	2:30 pm	(ABC) Regional	L
Texas Tech	6:00 pm	(FOX Sports Net) National	L
Texas A&M	10:00 am	(ABC) National	L

1998 (9-3)

New Mexico State	6:00 pm	(FOX SW/Pay-Per-View) Regional	W
UCLA	12:30 pm	(ABC) Regional	L
Kansas State	2:30 pm	(ABC) Regional	L
Rice	6:00 pm	(FOX Sports Net) National	W
Iowa State	6:00 pm	(FOX Sports SW/Pay-Per-View) Regional	W
Oklahoma	11:30 am	(FOX Sports SW) Regional	W
Baylor	6:10 pm	(FX) National	W
Nebraska	2:30 pm	(ABC) Regional	W
Oklahoma State	2:30 pm	(ABC) Regional	W
Texas Tech	6:00 pm	(FOX Sports Net) National	L
Texas A&M	10:00 am	(ABC) National	W
Miss. State (Cotton Bowl)	10:15 am	(FOX) National	W

1999 (7-5)

North Carolina State	7:30 pm	(ESPN2) National	L
Stanford	11:10 am	(ABC) National	W
Rutgers	2:10 pm	(ESPN2) National	W
Rice	6:00 pm	(FOX Sports SW/Pay-Per-View) Regional	W
Kansas State	2:30 pm	(ABC) Regional	L
Oklahoma	2:30 pm	(ABC) Regional	W
Nebraska	2:30 pm	(ABC) Regional	W
Iowa State	11:30 am	(FOX Sports SW) Regional	W
Texas Tech	6:00 pm	(FOX Sports Net) National	W
Texas A&M	10:00 am	(ABC) National	L
Nebraska (Big 12 Championship)	2:30 pm	(ABC) National	L
Arkansas (Cotton Bowl)	11:10 am	(FOX) National	L

2000 (6-3)

Louisiana-Lafayette	11:40 am	(FOX Sports SW) Regional	W
Stanford	7:30 pm	(FOX Sports Net) National	L
Houston	6:00 pm	(FOX Sports Net) National	W
Oklahoma State	11:10 am	(ABC) Regional	W
Oklahoma	11:00 am	(ABC) Regional	L
Baylor	11:30 am	(FOX Sports SW) Regional	W
Texas Tech	12:00 pm	(FOX Sports Net) National	W
Texas A&M	2:40 pm	(ABC) National	W
Oregon (Holiday Bowl)	5:40 pm	(ESPN) National	L

2001 (9-2)

New Mexico State	6:00 pm	(FOX Sports Net) National	W
North Carolina	11:10 am	(ABC) Regional	W
Houston	8:15 pm	(ESPN2) National	W
Texas Tech	6:00 pm	(FOX Sports Net) National	W
Oklahoma	2:30 pm	(ABC) Regional	L
Oklahoma State	11:30 am	(Big 12 Syndication) Regional	W
Colorado	2:40 pm	(ABC) Regional	W
Baylor	11:30 am	(Big 12 Syndication) Regional	W
Texas A&M	11:00 am	(ABC) National	W
Colorado (Big 12 Championship)	7:00 pm	(ABC) National	L
Washington (Holiday Bowl)	5:40 pm	(ESPN) National	W

2002 (11-2)

North Texas	7:00 pm	(Pay-Per-View) National	W
North Carolina	8:00 pm	(ABC) National	W
Houston	7:00 pm	(Pay-Per-View) National	W
Tulane	2:30 pm	(ESPN) Regional	W
Oklahoma State	11:30 am	(FOX Sports Net) National	W
Oklahoma	2:30 pm	(ABC) Regional	L
Kansas State	6:00 pm	(FOX Sports Net) National	W
Iowa State	2:30 pm	(ABC) Regional	W
Nebraska	6:10 pm	(FOX Sports Net) National	W
Baylor	11:30 am	(Pay-Per-View) National	W
Texas Tech	2:30 pm	(ABC) Regional	L
Texas A&M	11:10 am	(ABC) National	W
LSU in Cotton Bowl	10:00 am	(FOX) National	W

2003 (10-3)

New Mexico State	6:10 pm	(FOX) National	W
Arkansas	11:00 am	(ABC) Regional	L
Rice	8:20 pm	(ESPN2) National	W
Tulane	6:10 pm	(TBS) National	W
Kansas State	2:30 pm	(ABC) Regional	W
Oklahoma	2:30 pm	(ABC) Regional	L
Iowa State	11:30 am	(Pay-Per-View) National	W
Baylor	6:00 pm	(Taped-delay)	W
Nebraska	11:10 am	(ABC) Regional	W
Oklahoma State	6:10 pm	(FOX) National	W
Texas Tech	6:10 pm	(FOX) National	W
Texas A&M	2:45 pm	(ABC) National	W
Washington State (Holiday Bowl)	5:00 pm	(ESPN) National	L





ALL-TIME TELEVISION APPEARANCES

2004 (11-1)

North Texas	6:00 pm	(Pay-Per-View) National	W
Arkansas	8:00 pm	(ESPN) National	W
Rice	6:10 pm	(FOX) Regional	W
Baylor	11:30 am	(Pay-Per-View) National	W
Oklahoma	11:00 am	(ABC) National	L
Missouri	2:40 pm	(ABC) Regional	W
Texas Tech	6:10 pm	(TBS) National	W
Colorado	1:40 pm	(ABC) Regional	W
Oklahoma State	6:10 pm	(TBS) National	W
Kansas	11:10 am	(FOX) Regional	W
Texas A&M	2:45 pm	(ABC) National	W
Michigan (Rose Bowl)	2:10 pm	(ABC) National	W

2005 (13-0)

Louisiana-Lafayette	6:10 pm	(FOX) Regional	W
Ohio State	8:00 pm	(ABC) National	W
Rice	6:10 pm	(FOX) National	W
Missouri	11:10 am	(ABC) National	W
Oklahoma	12:00 pm	(ABC) National	-W
Colorado	2:40 pm	(ABC) National	W
Texas Tech	2:30 pm	(ABC) National	W
Oklahoma State	6:10 pm	(TBS) National	W
Baylor	11:30 am	(FSN) Regional	W
Kansas	2:40 pm	(ABC) Regional	W
Texas A&M	11:00 am	(ABC) National	W
Colorado (Big 12 Championship)	12:00 pm	(ABC) National	W
USC (Rose Bowl)	5:20 pm	(ABC) National	W

2006 (10-3)

North Texas	11:10 am	(FSN) Regional	W
Ohio State	7:10 pm	(ABC) National	L
Rice	5:00 pm	(ESPN2) Regional	-W
Iowa State	2:30 pm	(ABC) Regional	W
Sam Houston State	6:00 pm	(FSN) Regional	W
Oklahoma	2:30 pm	(ABC) National	W
Baylor	6:10 pm	(TBS) National	W
Nebraska	11:10 am	(ABC) National	W
Texas Tech	6:10 pm	(TBS) National	W
Oklahoma State	6:15 pm	(TBS) National	W
Kansas State	7:10 pm	(ABC) National	L
Texas A&M	11:10 am	(ABC) National	L
Iowa (Alamo Bowl)	3:30 pm	(ESPN) National	W

2007 (10-3)

Arkansas State	6:00 pm	(FSN PPV) Regional	W
TCU	6:10 pm	(FSN) Regional	W
Central Florida	3:30 pm	(ESPN2) Regional	W
Rice	6:00 pm	(FSN) Regional	W
Kansas State	2:30 pm	(ABC) Regional	L
Oklahoma	2:30 pm	(ABC) Regional	L
Iowa State	11:40 am	(FSN) Regional	W
Baylor	11:30 am	(VERSUS) National	W
Nebraska	2:45 pm	(ABC) Regional	W
Oklahoma State	2:30 pm	(ABC) Regional	W
Texas Tech	2:30 pm	(ABC) Regional	W
Texas A&M	2:40 pm	(ABC) National	L
Arizona State (Holiday Bowl)	5:00 pm	(ESPN) National	W

2008 (12-1)

Florida Atlantic	6:00 pm	(FSN PPV) Regional	W
UTEP	8:20 pm	(ESPN2) Regional	W
Rice	6:10 pm	(FSN) Regional	W
Arkansas	2:30 pm	(ABC) Regional	W
Colorado	5:10 pm	(FSN) Regional	W
Oklahoma	11:00 am	(ABC) National	W
Missouri	7:10 pm	(ABC) National	W
Oklahoma State	2:30 pm	(ABC) Regional	W
Texas Tech	7:10 pm	(ABC) National	L
Baylor	11:10 am	(FSN) Regional	W
Kansas	11:40 am	(FSN) Regional	W
Texas A&M	7:00 pm	(ESPN) National	W
Ohio State (Fiesta Bowl)	6:10 pm	(FSN) National	W

2009 (13-1)

Louisiana-Monroe	6:10 pm	(FSN PPV) Regional	W
Wyoming	1:30 pm	(VERSUS) Regional	W
Texas Tech	7:10 pm	(ABC) National	W
UTEP	2:30 pm	(FSN) Regional	W
Colorado	6:20 pm	(ESPN) National	W
Oklahoma	11:00 am	(ABC) National	W
Missouri	7:10 pm	(ABC) National	W
Oklahoma State	7:10 pm	(ABC) National	W
Central Florida	11:10 am	(FSN) Regional	W
Baylor	11:10 am	(FSN) Regional	W
Kansas	7:10 pm	(ABC) National	W
Texas A&M	7:00 pm	(ESPN) National	W
Nebraska (Big 12 Championship)	7:10 pm	(ABC) National	W
Alabama (Rose Bowl)	5:30 pm	(ABC) National	L

2010 (5-7)

Rice	2:30 pm	(ESPN) National	W
Wyoming	6:10 pm	(FSN) Regional	W
Texas Tech	7:10 pm	(ABC) National	W
UCLA	2:30 pm	(ABC) National	L
Oklahoma	2:30 pm	(ABC) National	L
Nebraska	2:30 pm	(ABC) National	W
Iowa State	11:10 am	(FSN) Regional	L
Baylor	6:10 pm	(FSN) Regional	L
K-State	7:00 pm	(ESPN2) Regional	L
Oklahoma State	7:10 pm	(ABC) National	-L
Florida Atlantic	2:30 pm	(FOX Plus) Regional	W
Texas A&M	2:00 pm	(ESPN) National	L

2011 (8-5)

Rice	7:00 pm	(LHN) National	W
BYU	6:00 pm	(ESPN2) National	W
UCLA	12:40 pm	(ABC) Regional	W
Iowa State	6:10 pm	(FX) National	W
Oklahoma	11:00 am	(ABC) National	L
Oklahoma State	2:30 pm	(ABC) National	L
Kansas	6:00 pm	(LHN) National	W
Texas Tech	11:10 am	(FX) National	W
Missouri	11:10 am	(FX) National	L
Kansas State	7:10 pm	(FX) National	L
Texas A&M	7:10 pm	(ESPN) National	W
Baylor	2:30 pm	(ABC) National	L
Cal (Holiday Bowl)	5:10 pm	(ESPN) National	W

2012 (9-4)

Wyoming	7:00 pm	(LHN) National	W
New Mexico	7:00 pm	(LHN) National	W
Ole Miss	8:20 pm	(ESPN) National	W
Oklahoma State	6:50 pm	(FOX) National	W
West Virginia	6:00 pm	(FOX) National	L
Oklahoma	11:00 am	(ABC) National	L
Baylor	7:10 pm	(ABC) National	W
Kansas	11:00 am	(FOX) Regional	W
Texas Tech	2:30 pm	(ABC) National	W
Iowa State	11:00 am	(LHN) National	W
TCU	6:30 pm	(ESPN) National	L
K-State	7:10 pm	(ABC) National	L
Oregon State (Alamo Bowl)	5:50 pm	(ESPN) National	W

2013 (8-5)

New Mexico State	7:00 pm	(LHN) National	W
BYU	6:50 pm	(ESPN2) National	L
Ole Miss	7:00 pm	(LHN) National	L
K-State	7:10 pm	(ABC) Regional	W
Iowa State	6:30 pm	(ESPN) National	W
Oklahoma	11:00 am	(ABC) National	W
TCU	6:30 pm	(FS1) National	W
Kansas	2:30 pm	(LHN) National	W
West Virginia	7:00 pm	(FOX) National	W
Oklahoma State	2:30 pm	(FOX) National	L
Texas Tech	6:30 pm	(FOX Sports 1) National	W
Baylor	2:30 pm	(FOX) National	L
Oregon (Alama Bowl)	5:50 pm	(ESPN) National	L

2014 (6-7)

North Texas	7:00 pm	(LHN) National	W
BYU	6:30 pm	(FOX Sports 1) National	L
UCLA	7:10 pm	(FOX) National	L
Kansas	3:10 pm	(FOX Sports 1) National	W
Baylor	2:30 pm	(ABC) National	L
Oklahoma	11:00 am	(ABC) National	L
Iowa State	7:00 pm	(LHN) National	W
K-State	11:00 am	(ESPN) National	L
Texas Tech	6:30 pm	(FOX Sports 1) National	W
West Virginia	2:30 pm	(FOX Sports 1) National	W
Oklahoma State	6:30 pm	(FOX) National	W
TCU	6:30 pm	(FOX Sports 1) National	L
Arkansas (Texas Bowl)	8:00 pm	(ESPN) National	L

2015 (5-7)

Notre Dame	7:40 pm	(NBC) National	L
Rice	7:00 pm	(LHN) National	W
California	6:30 pm	(FOX) National	L
Oklahoma State	2:30 pm	(ESPN) National	L
TCU	11:00 am	(ABC) National	L
Oklahoma	11:00 am	(ABC) National	W
K-State	11:00 am	(FS1) National	W
Iowa State	6:10 pm	(FS1) National	L
Kansas	7:00 pm	(LHN) National	W
West Virginia	12:00 pm	(ESPNU) National	L
Texas Tech	6:30 pm	(FS1) National	L
Baylor	11:00 am	(ESPN) National	W

2016 (5-7)

Notre Dame	6:42 pm	(ABC) National	W
UTEP	6:05 pm	(LHN) National	W
at California	7:30 pm	(ESPN) National	L
at Oklahoma State	11:00 am	(ABC) National	L
vs. Oklahoma	11:00 am	(FS1) National	L
Iowa State	6:00 pm	(LHN) National	W
at Kansas State	11:00 am	(ESPN2) National	L
Baylor	2:30 pm	(ABC) National	W
at Texas Tech	11:00 am	(FS1) National	W
West Virginia	11:00 am	(FS1) National	L
at Kansas	2:30 pm	(ABC) National	L
TCU	2:30 pm	(FS1) National	L

2017 (0-0)

Maryland	11:00 am	(FS1) National	
San Jose State	2:30 pm	(LHN) National	
at USC	5:30 pm	(FOX) National	
at Iowa State	6:30 or 7 pm	(ESPN) National	
Kansas State	TBA	TBA	
vs. Oklahoma	TBA	TBA	
Oklahoma State	TBA	TBA	
at Baylor	TBA	TBA	
at TCU	TBA	TBA	
Kansas	5:00 pm	(LHN) National	
at West Virginia	TBA	TBA	
Texas Tech	7:00 pm	(FOX) National	

*all times local

