

FASTER

SYRACUSE FOOTBALL 2017



**OFFENSIVE SCHOOL RECORDS SET OR TIED
IN DINO BABERS' FIRST SEASON AS HEAD COACH**

INTRODUCTION

Pipeline to the Pros.....	2
Hall of Fame Tradition.....	3
1959 National Champions.....	4
Legend of 44.....	5
Ernie Davis.....	6
All-Americans.....	7
Bowl Tradition.....	8
Carrier Dome.....	9
Facilities.....	10
Academic Success.....	11
Community Outreach.....	12
Syracuse University.....	13
Prominent Alumni.....	14
City of Syracuse.....	15
Quick Facts.....	16
Covering the Orange.....	17-20

2017 PREVIEW

Season Outlook.....	22-24
Building the Orange.....	25
Rosters.....	26-27
Preseason Depth Chart.....	28
Pronunciation Guide.....	28

MEET THE ORANGE

Veteran Bios.....	30-59
Newcomer Bios.....	59-64

COACHES & STAFF

Head Coach Dino Babers.....	66-67
Kim McCloud.....	68
Sean Lewis.....	69
Mike Lynch.....	70
Brian Ward.....	71
Justin Lustig.....	72
Reno Ferri.....	73
Nick Monroe.....	74
Vinson Reynolds.....	75
Steve Stanard.....	76
Strength & Conditioning Staff.....	77
Recruiting & Operations Staff.....	78-79
Graduate Assistants & Quality Control.....	80-81
Football Office Staff.....	82
Support Staff.....	82-84

OPPONENTS

2017 Opponent Capsules.....	86-88
Results vs. 2017 Opponents.....	89-90

2016 REVIEW

Results & Team Statistics.....	92
Individual Statistics.....	92-93
Defensive Statistics.....	94
Team Game-by-Game Statistics.....	95
Individual Game-by-Game Statistics.....	96-98
Team Superlatives.....	99
Individual Superlatives.....	100
Game-by-Game Starters.....	101
Game Summaries.....	102-107
ACC Review.....	108

HISTORY

127 Years of Syracuse Football.....	110-116
College Football Hall of Fame.....	117
All-Century Team.....	118
Retired Jerseys & Numbers.....	119
Consensus All-Americans.....	120-121
All-Time All-Americans.....	122-123
Football Honors & Awards.....	124-126
Academic Honors & Awards.....	127-131
All-Star Game Participation.....	132-133
All-Time Coaching Roster.....	134-135
All-Time Lettermen.....	136-141
Annual Season Ledger.....	142
Head Coaching Ledger.....	143
Game-by-Game Scores.....	143-153
Against FBS Conferences.....	154
Series Records.....	154-155
Yearly Syracuse Statistics.....	156
Yearly Opponent Statistics.....	157
Poll History.....	158-159
Carrier Dome Records & Attendance.....	160
Bowl History & Records.....	161-164

ORANGE IN THE PROS

Pro Football Hall of Fame.....	166
Super Bowl & Pro Bowl Participants.....	167
NFL Award Winners.....	168-169
Professional Draft History.....	170-172
All-Time Professional Players.....	173-178

RECORD BOOK

Individual Records	
Rushing.....	180-185
Passing.....	186-189
Receiving.....	190-194
Total Offense.....	195-196
All-Purpose.....	197
Punting.....	198
Punt & Kickoff Returns.....	199-201
Scoring.....	202
Placekicking.....	203-204
Pass Defense.....	205-206
Tackles.....	207-208
Blocked Kicks.....	208
Sacks & Fumbles.....	209
Opponent.....	210

Team Records	
Games Played & Wins.....	211
Streaks.....	211
Scoring.....	211-212
Total Offense.....	212-213
Miscellaneous Offense.....	213
Rushing.....	214
Passing.....	215-216
Punting.....	216
Punt & Kickoff Returns.....	217
Points Allowed & Turnovers.....	218-219
Miscellaneous Defense.....	219
Total Defense.....	219
Rushing Defense.....	220
Passing Defense.....	221-222
Special Teams Defense.....	222

ADMINISTRATION

University Administration.....	224
Athletics Administration.....	225-231
Athletics Staff Directory.....	232
Atlantic Coast Conference.....	233-234



CREDITS

The 2017 Syracuse University Football Media Guide is a copyright production of the Syracuse University Athletic Communications Department, Manley Field House, 1301 East Colvin Street, Syracuse, NY 13244.

EDITOR: Mike Morrison

WRITING, RESEARCH & EDITORIAL

ASSISTANCE: Tyler Cady, Sue Edson, Jake Engler, Sarah Gardner, Brian Gunning, Saquandra Heath, Joe Klein, Ran Lai, Susie Mehringer, Bill Moore, Pete Moore, Anthony Prisco, John Thomey

DESIGN & LAYOUT: Mike Morrison

COVER DESIGN: Seth Reedy

PHOTOGRAPHY: Mike Okoniewski, Steve Parker, Chuck Wainwright, Steve Sartori, Ben Gabbe, Gene Boyars, The Associated Press, Relativity Media, The Heisman Trophy Trust, Sports Illustrated, Bowling Green Athletic Communications, Penn State Athletic Communications, Toledo Athletic Communications, The National Football Foundation, The Pro Football Hall of Fame, The National Football League, Arizona Cardinals, Carolina Panthers, Cleveland Browns, Dallas Cowboys, Denver Broncos, Indianapolis Colts, Jacksonville Jaguars, Los Angeles Rams, Miami Dolphins, New England Patriots, New York Giants, Oakland Raiders, Tampa Bay Buccaneers, Tennessee Titans, Washington Redskins

SPECIAL THANKS: Mike Finn and Brian Morrison (Atlantic Coast Conference), Mary O'Brien (Syracuse University Archives) and all previous Syracuse Athletic Communications staff members and students who have contributed to this publication over the years.

PRINTING: The QMC Group, 4707 Dey Rd., Liverpool, NY 13088

ADDITIONAL COPIES: Extra copies of the 2017 Syracuse University Football Media Guide are available for \$10 in-person at the Syracuse Athletic Communications Office, or for \$15 by mail. Please send a check made out to Syracuse University, along with your return address, to the Syracuse University Athletic Communications Department, Manley Field House, 1301 East Colvin Street, Syracuse, NY 13244.

NCAA INFRACTIONS REPORT

The NCAA Division I Committee on Infractions issued a decision dated March 6, 2015 in which the committee found Syracuse University responsible for certain violations of NCAA legislation.

The specific infractions, largely arising out of conduct from the past decade that the University voluntarily self-reported to the NCAA, regard: (a) impermissible extra benefits in the form of money, food, or transportation provided to certain student-athletes on the men's basketball, women's basketball, and football teams by a non-employee representative of the University's athletics interests; (b) unethical conduct committed by three football student-athletes and a part-time tutor regarding the student-athletes' involvement in an internship for academic credit at the part-time tutor's place of full-time employment; (c) the former director of basketball operations and a former receptionist's unethical conduct when they engaged in academic fraud with a former men's basketball student-athlete; (d) a former tutor and a former receptionist's provision of impermissible academic extra benefits to three former men's basketball student-athletes; (e) although testing and enforcement occurred, the University's failure to follow its written drug testing procedures for student-athletes; (f) the men's basketball staff's provision of more than two complimentary admissions on several occasions; (g) the failure of three athletics department staff members to report outside income or benefits to the University's chancellor; (h) the participation of former student-athletes in approximately 12 promotional activities without completing the promotion activity forms, and one former student-athlete fundraising for a charitable organization when the funds actually went to a commercial entity; (i) the participation of a former women's basketball student-athlete in an organized basketball game outside of intercollegiate competition; (j) the provision of impermissible transportation by two institutional employees to one former men's basketball student-athlete and one former football student-athlete; (k) the head basketball coach's failure to promote an atmosphere of compliance within his program or to monitor the activities of those who reported directly and indirectly to him; and (l) the University's failure to exercise control and monitor the conduct and administration of its athletics programs.

In the decision, the Committee on Infractions imposed a period of five years probation on the University from March 6, 2015 through March 5, 2020. Additional information regarding the decision and the penalties imposed are available upon request.

Chandler Jones

BY THE
NUMBERS

8

NFL ALL-DECADE
TEAM SELECTIONS

20

FIRST-ROUND
DRAFT PICKS

25

ORANGE ALUMS
SELECTED FOR THE
PRO BOWL

26

SUPER BOWL
CHAMPIONS

73

ALL-PRO
SELECTIONS

86

NUMBER OF TIMES
AN ORANGE ALUM
HAS PLAYED IN THE
PRO BOWL

Since the birth of the program in 1889, more than 300 Syracuse players have gone on to careers in professional football. In 2008, the NFL Network named Syracuse the No. 8 "Football Factory" for its production of NFL talent, which includes eight members of the Pro Football Hall of Fame.



Gary Anderson



Daryl Johnston




Donovin Darius




Floyd Little

HALL OF FAME TRADITION

Syracuse is one of seven schools to have 18 or more inductees in the National Football Foundation College Hall of Fame and at least eight enshrined in the Pro Football Hall of Fame. Four men have been inducted into both – Jim Brown, Larry Csonka, Floyd Little and Art Monk.



Art Monk



Tim Green




Dick MacPherson




J.A. (Joe) Alexander
Jim Brown
Larry Csonka
Hugh "Duffy" Daugherty
Ernie Davis
Tim Green
Vic Hanson
Howard Jones
T.A. Dwight Jones
Floyd Little
Dick MacPherson
Don McPherson
Art Monk
Clarence "Biggie" Munn
Frank "Buck" O'Neill
Ben Schwartzwalder
Lynn "Pappy" Waldorf
Bud Wilkinson



Jim Brown
Larry Csonka
Al Davis
Marvin Harrison
Floyd Little
John Mackey
Art Monk
Jim Ringo



Unbeaten and untied, the 1959 Orange capped an 11-0 season with a 23-14 victory against Texas in the Cotton Bowl. Syracuse dominated its foes both offensively and defensively under the direction of consensus national coach of the year Ben Schwartzwalder. The defense allowed a mind-boggling 193 yards rushing in 10 regular-season games. Running back Ernie Davis led an Orange offense that averaged 451 yards per game. Guard Roger Davis, who was selected seventh overall by the Chicago Bears in the 1960 NFL Draft, end Fred Mautino, halfback Gerhard Schwedes and tackle Robert Yates earned All-America honors.



Ernie Davis

Floyd Little

Jim Brown

THE LEGEND OF 44

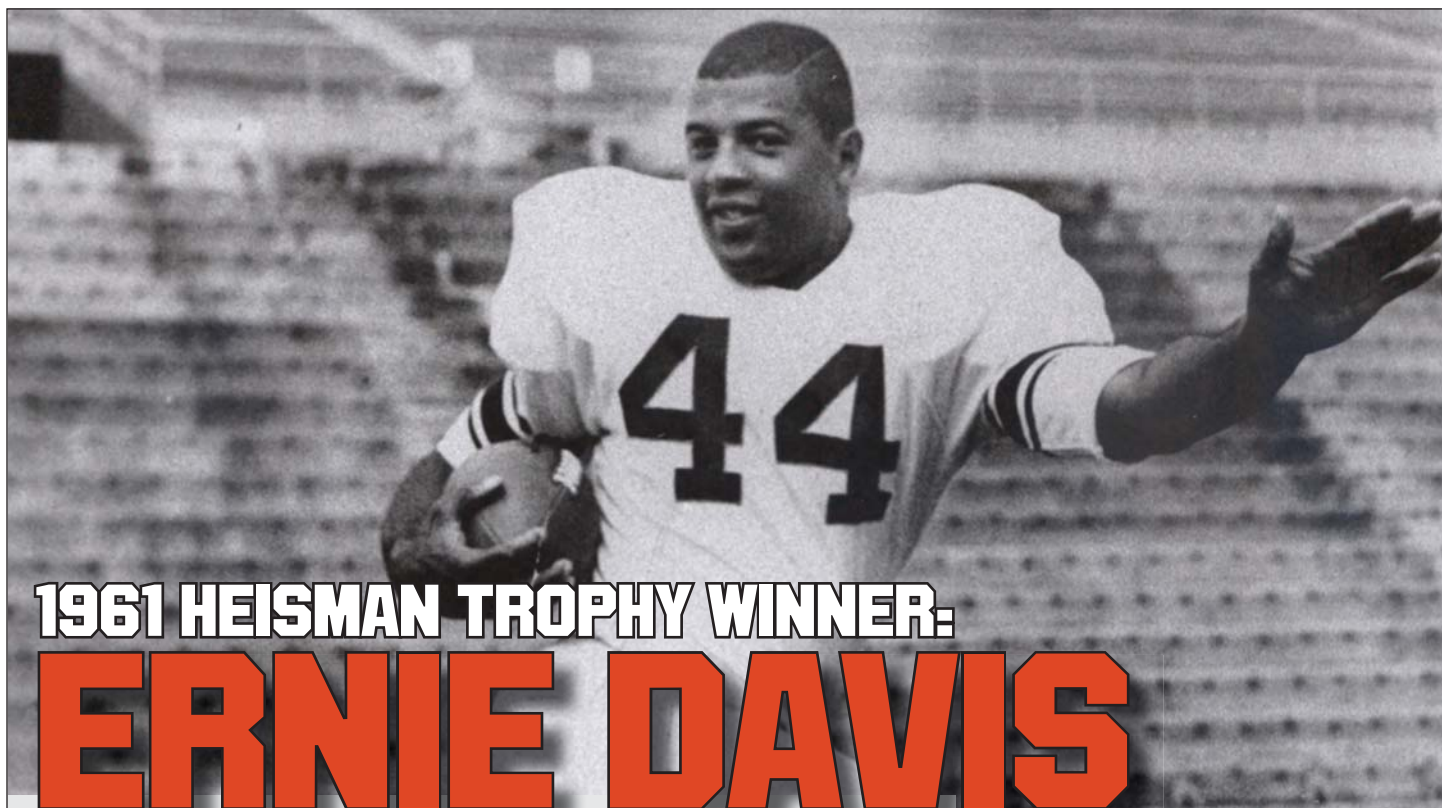
The running back position at Syracuse has a rich tradition of greatness. Much of that excellence has revolved around one jersey number — 44. It is one of the most storied numbers associated with any college football program. Three players who have donned No. 44 are in the College Football Hall of Fame. Those three — Jim Brown, Ernie Davis and Floyd Little — rank among the finest running backs to ever play the game. Overall, 25 players have worn the historic jersey.

Rob Konrad

Michael Owens

HISTORY OF 44

Year	Player	Pos.
1921	Gifford Zimmerman	HB
1924	Charles Roberts	HB
1925	Clarence Taylor	QB
1926	Don Baldwin	WR
1932	Richard Fishel	HB
1933	Henry Merz	QB
1934	Hamilton Watt	WR
1935-36	Francis Mullins	HB
1937	Stanley Stanislay	WR
1938	Benjamin DeYoung	WR
1939	Francis Mazejko	G
1940	Richard Ransom	T
1945	J. O'Brien	T
1952	Robert Eberling	RB
1954-56	Jim Brown	RB
1957-58	Thomas Stephens	HB
1959-61	Ernie Davis	HB
1962-63	William Schoonover	HB
1964-66	Floyd Little	RB
1967-69	Richard Panczyszyn	QB
1977	Mandel Robinson	RB
1981-82	Glen Moore	RB
1987-89	Michael Owens	RB
1990-93	Terry Richardson	RB
1995-98	Rob Konrad	FB



1961 HEISMAN TROPHY WINNER: ERNIE DAVIS

In 1961, the Civil Rights Act was three years from becoming a reality. It would be four years until the voting rights of all Americans were protected by federal law. But, an unassuming sports hero was about to play an important, yet unintentional, role in the burgeoning civil rights movement. On Dec. 6, 1961, Syracuse University running back Ernest R. Davis was awarded the Heisman Trophy. It was the first time an African American was honored as college football's best player, even though they had participated in the game since the late 1800s.

As a sophomore, Davis rushed for a team-high 686 yards and scored 10 touchdowns to power Ben Schwartzwalder's 1959 Orange to a 10-0 regular-season record, the nation's No. 1 ranking and a Cotton Bowl showdown with Texas. With the collective eyes of the college football world focused on Dallas, Davis captured MVP honors, scoring two touchdowns – one on an 87-yard halfback option pass from captain Gerhard Schwedes – and setting up a third to spark a 23-14 Orange triumph.

In 1960, Davis led the squad in rushing again with 877 yards and scored 10 more touchdowns to earn All-America accolades. Davis paced SU on the ground for a third time in 1961, rushing for 823 yards and scoring 15 touchdowns. In the Liberty Bowl, he ran for 140 yards on 30 carries and scored SU's first touchdown as the Orange rallied from a 14-0 halftime deficit to nip Miami (Fla.), 15-14.

A unanimous selection for his second first-team All-America honor, Davis was then rewarded with the 1961 Heisman Trophy. President John F. Kennedy sent the following telegram to Davis in 1963 after a celebration of Davis' achievements in Elmira, New York:

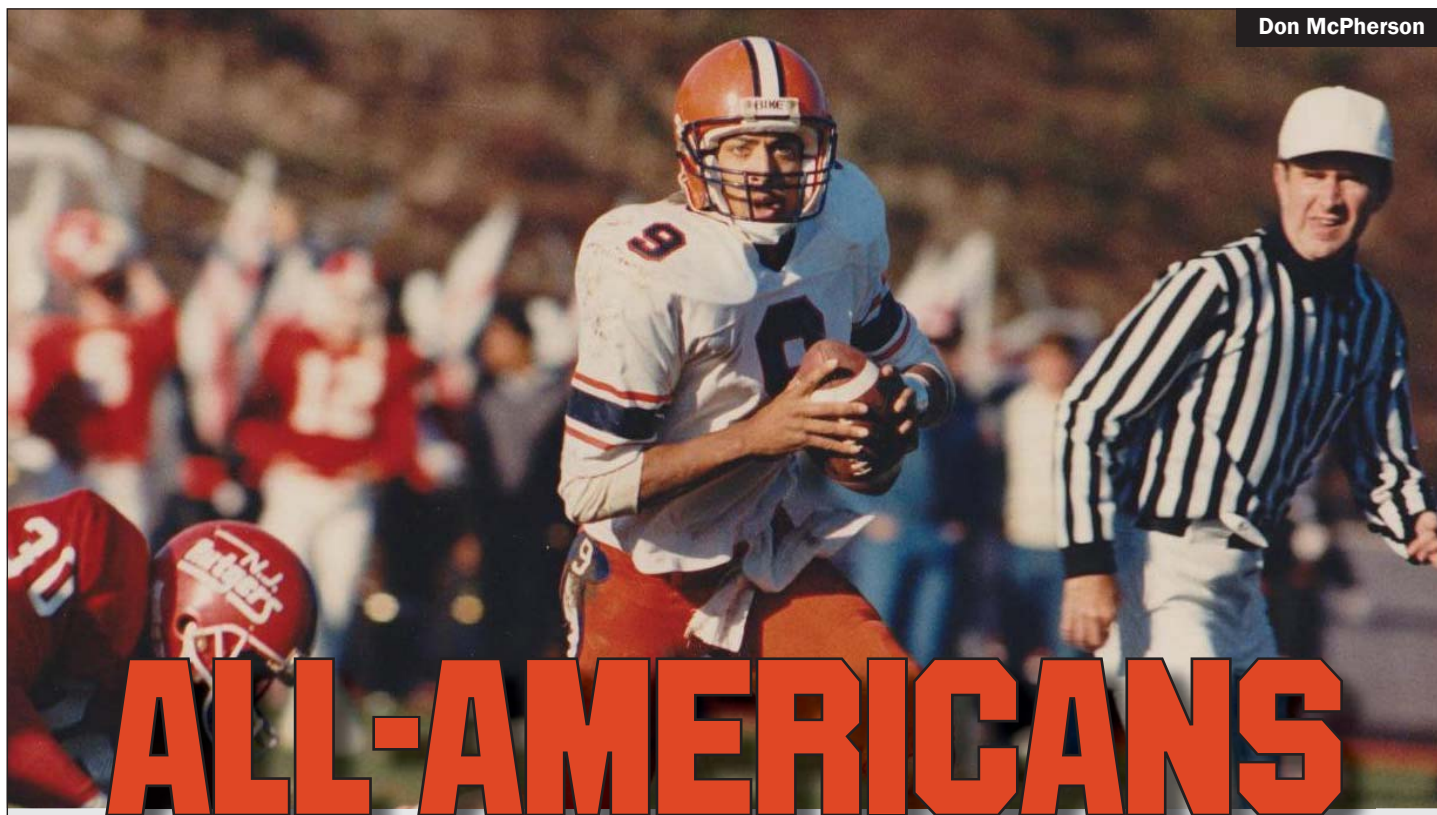
"Seldom has an athlete been more deserving of such a tribute. Your high standards of performance on the field and off the field reflect the finest qualities of competition, sportsmanship and citizenship. The nation has bestowed upon you its highest awards for your athletic achievements. It's a privilege for me to address you tonight as an outstanding American, and as a worthy example of our youth. I salute you."

Hoping to team the talented Davis with his SU backfield predecessor and NFL rushing king Jim Brown, Cleveland Browns owner Art Modell traded for Davis after Washington selected him with the first overall pick in the annual draft. But before the former Orange stars could suit up together, Davis contracted leukemia and died on May 18, 1963. He was 23.

In the fall of 1979, Davis, who had taken the greatness of SU's No. 44 from Jim Brown and passed it on to Floyd Little, was posthumously inducted into the National Football Foundation's College Hall of Fame. In 2008, "The Express," a motion picture about Davis' life, premiered in downtown Syracuse. Syracuse University has honored Davis in many ways, including the retirement of his No. 44, erecting a statue of him on the University Quad, building Ernie Davis Hall and celebrating the 50th anniversary of his historic Heisman victory with an event at the New York Historical Society Museum in New York City in 2011.



Don McPherson



ALL-AMERICANS

During Syracuse's 127-year football history, Orange players have earned more than 100 All-America awards. Bill Horr became the program's first All-American in 1907 when the legendary Walter Camp named Horr to his second team. Receivers Brisly Estime and Amba Etta-Tawo are the most recent to receive honors. In 2016, Estime was voted the punt returner for the Scout.com All-America Team and Etta-Tawo was recognized by four selectors.

Chris Gedney



Larry Csonka



BEST OF THE BEST

Forty-seven Orange have been named to at least one major All-America first team a total of 58 times. Center J.A. (Joe) Alexander and halfback Floyd Little were three-time, first-team honorees.

17




CONSENSUS
ALL-AMERICANS

28

CONSECUTIVE SEASONS
FROM 1975-2002 WITH AT
LEAST ONE ALL-AMERICAN



Syracuse is 15-9-1 in its 25 bowl appearances and has won five of its last six postseason games. From 1989-96 the Orange won seven consecutive bowl games, the seventh-longest streak in the history of college football. Syracuse has played in 16 different bowl games and the program's .620 bowl winning percentage ranks eighth all-time among schools with at least 15 appearances.



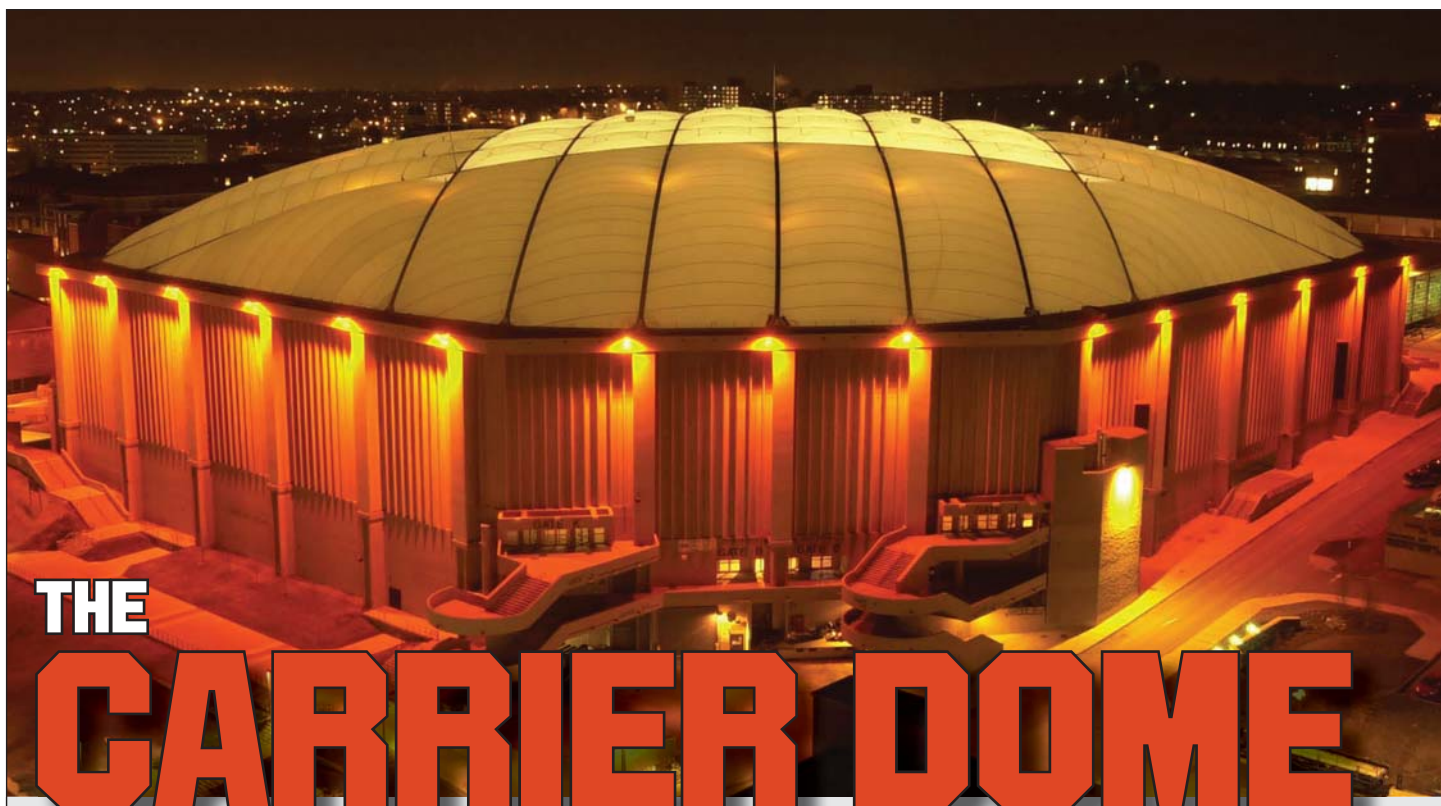
NEW YEAR'S SIX

During its illustrious history, Syracuse has earned invitations to all six bowls that make up the College Football Playoff - the Rose, Sugar, Orange, Fiesta, Peach and Cotton Bowls.



presented by
Northwestern
Mutual





THE CARRIER DOME

One of the "Seven Wonders" of the college athletics world, the Carrier Dome was the first domed stadium built in the Northeast. Since it opened in 1980, more than 9 million fans have passed through the building's gates to watch Syracuse football. In 2016, the University announced more than \$250 million worth of enhancements to the Dome, including a state-of-the-art roof, that will transform the stadium into one of the finest facilities in all of sports.



THE LOUD HOUSE

“ There’s no place like the Carrier Dome. It’s the loudest place. Nobody liked coming to play us there. You can talk to any of the guys in the NFL right now who played there and they’ll tell you. The Dome was the worst place to come to play. ”

– Dwight Freeney –
All-American & Super Bowl
Champion



FIRST-CLASS FACILITIES

The Ensley Athletic Center and Iocolano-Petty Football Complex stand as symbols of Syracuse University's commitment to providing an exceptional student-athlete experience. Named in honor of three-sport letterwinner Cliff Ensley, the 87,000-square foot Ensley Athletic Center offers a full-sized, indoor, FieldTurf practice field identical to the Carrier Dome. The Iocolano-Petty Football Complex embodies the long and storied tradition of Syracuse football. The facility features a Carrier Dome theater, state-of-the-art player lounge, locker room and cafeteria, as well as displays honoring the program's all-time greats.



Ferguson Auditorium

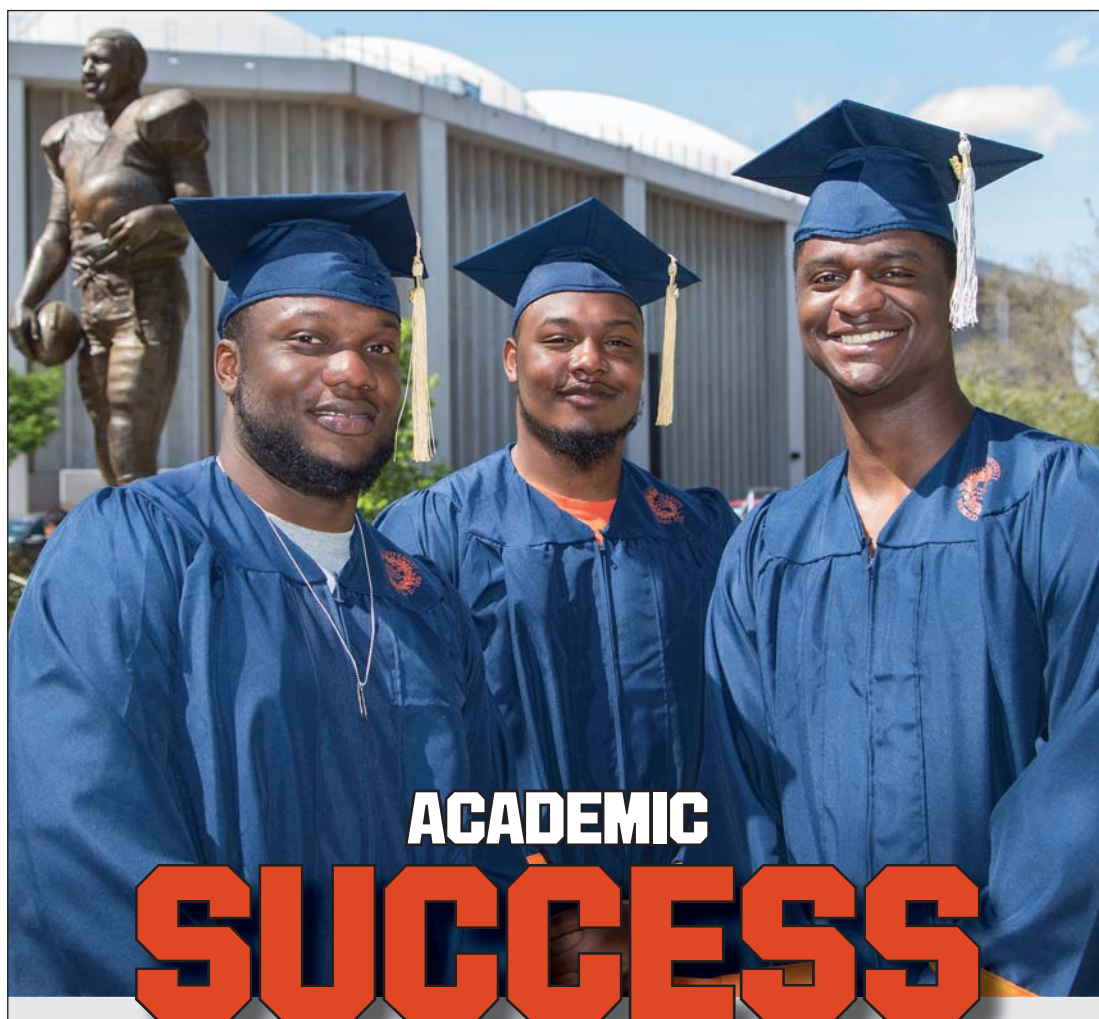


Carrier Dome Experience



Michael M. Bill '58 Locker Room





ACADEMIC SUCCESS

Student-Athlete Academic Development

The Stevenson Educational Center, located in Manley Field House, is home to the Syracuse Student-Athlete Academic Development staff. The center features a computer lab, tutor rooms, career development suite and meeting rooms for day, as well as evening, study-table sessions.

The educational center team is involved in additional activities designed to enhance academic performance. Orientation programs for incoming student-athletes are held at the beginning of the first semester to aid in the transition from high school to college. Career-planning programs assist those who are undecided on their major course of study. As student-athletes approach the end of their college careers, programs coordinated by the academic development staff help them enter the work force or explore opportunities for graduate school.

One of those programs is the “S Project,” which is designed to provide student-athletes with proactive and continuing education to develop the skills necessary to excel in the classroom, maximize athletic ability and prepare them for post-collegiate success. The curriculum is centered on four areas – career readiness, financial education, healthy relationships and wellness, and personal development.

Staff members focus on the enhancement of academic performance through the development of study and communication skills, goal-setting, stress and time management, and individual tutoring and mentoring. Academic performance is monitored to ensure NCAA, Atlantic Coast Conference and Syracuse University eligibility rules are met and that academic progress is being made toward graduation.

BY THE NUMBERS

1

**AFCA ACADEMIC
ACHIEVEMENT
AWARD (1999)**

2

**BIG EAST
SCHOLAR-ATHLETES
OF THE YEAR**

5

**NATIONAL FOOTBALL
FOUNDATION
SCHOLAR-ATHLETES**

17

**CoSIDA ACADEMIC
ALL-AMERICANS**

22

**AFCA ACADEMIC
HONORABLE MENTION
CITATIONS**

24

**NFF HAMPSHIRE
HONOR SOCIETY
MEMBERS**



Giving back to the community is integral to the development of the overall student-athlete. Through the 'Cuse Cares program, Syracuse student-athletes log thousands of community service hours each year. In 2016-17, the Orange football team received the 'Cuse Cares Award for their superior commitment to this ideal. Through the "Lift for Life" and other initiatives supporting Uplifting Athletes, the Orange raised more than \$25,000 last year to help fight rare diseases. Additional outreach programs and events football student-athletes participated in included: the CNY Football Academy, Building Men, Beads of Courage and Syracuse St. Baldrick's Day.



ACC TOP SIX FOR SERVICE

Presented annually to six student-athletes at each member institution, the ACC Top Six for Service Award recognizes those who demonstrate outstanding dedication to community service and outreach programs.

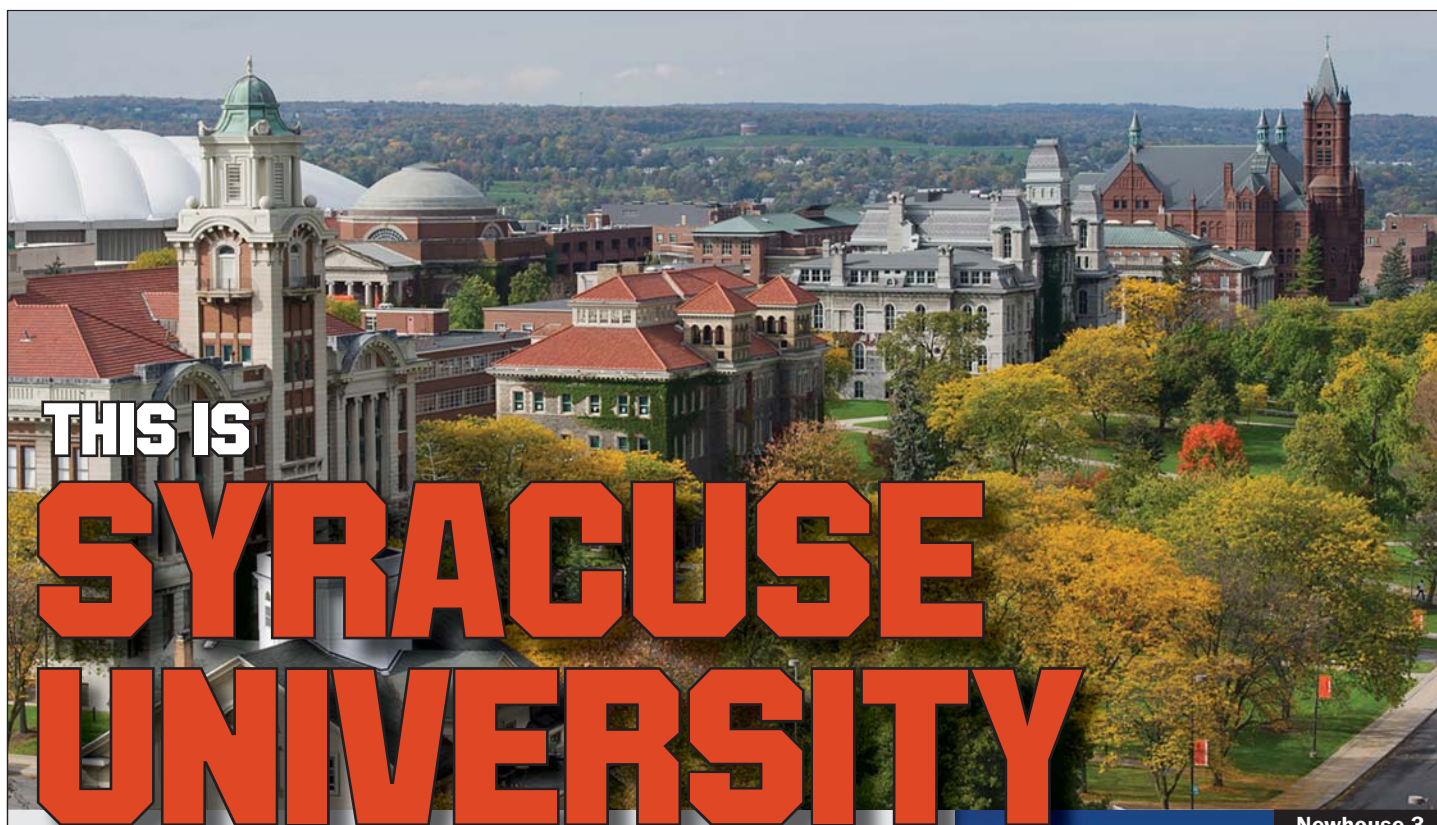
Linebacker Eric Anthony and quarterback Zack Mahoney were among Syracuse's six award winners for 2016-17.



Eric Anthony



Zack Mahoney



Syracuse University is a private research university of extraordinary academics, distinctive offerings and an undeniable spirit. With a gorgeous campus in the heart of New York state, a global footprint and nearly 150 years of history, Syracuse provides a quintessential college experience.

Deeply focused on our students, Syracuse University's investment in research means that undergraduates and graduates collaborate with some of the finest scholars and most nurturing faculty in the world. Syracuse's ongoing excellence in the liberal arts and professional disciplines prepares students to achieve personal and professional success.

The Syracuse University classroom spans the globe, with immersion sites in major metropolitan hubs such as New York City and Los Angeles; and study abroad centers on three continents. Syracuse's student body is diverse on multiple dimensions, and represents all 50 states and more than 115 countries.

Syracuse University's proud commitment to veterans and their families is unrivaled in higher education. From the leading role it played in the original G.I. Bill, to launching the nationally-recognized Institute for Veterans and Military Families, the University continues to honor and expand upon this legacy.

With more than a quarter million alumni living in 162 countries, the University is recognized for the strength of its alumni network and the positive — and transformative — impact graduates continue to have on the world.



Newhouse 3



Hendricks Chapel



Hall of Languages

Aaron Sorkin

PROMINENT

ORANGE

ARCHITECTURE/ARTS

Thom Filicia '92
Bruce Fowle '60
Adam Gross '79
Richard Hayden '60
Betsey Johnson '64
Warren Kimble '57
Sol LeWitt '41
Bill Viola '73

ATHLETES

Jim Brown '57
Dave Bing '66
Larry Csonka '68
Ernie Davis '62
Dwight Freeney '02
Gary Gait '90
Floyd Little '67
John Mackey '63
Julie McBride '04
Donovan McNabb '99
Don McPherson '88
Art Monk '80
Jim Nance '65
Kathrine Switzer '68, G'72
Ethan Thomas '00

BUSINESS

Steven Barnes '82
Louis Giuliano '68
Bronagh Mullan Hanley '90
Peter Hebert '99
Marvin Lender '63
Ross Love '68
John Mandyck '89, G'92
Elsa Reichmanis '72, G'75
Jennifer Spaulding '98
John Sykes '77

COACHES

Jim Boeheim '66
Tom Coughlin '68
John Desko '91
Frank Hamblen '69
Doug Marrone '91
Roy Simmons Sr. '25
Roy Simmons Jr. '59

EDUCATION

Charles Baquet G'75
Molly Corbett Broad '62
Michael Crow D'85
Donna Shalala G'70, H'87

ENTERTAINMENT

Brad Anderson '51
Robb Armstrong '85
Emme Aronson '85
Craig Borten '87
Dick Clark '51
Denise Cramsey '90
Taye Diggs '93
Vera Farmiga '95
Frank Langella '59
Arielle Tepper Madover '94
Jessie Mueller '05
Lou Reed '64
Chris Renaud '89
Tom Everett Scott '92
Aaron Sorkin '83
Jerry Stiller '50
C.J. Strock '00
Drew Taggart '12
Vanessa L. Williams '86

ENTREPRENEURS

Dennis Crowley '98
Eric Mower '66, G'68,
Ian Schrager '68
Gianfranco Zaccai '70

GOVERNMENT

Joe Biden G'68
James B. Cunningham '74
Steven Rothman G'74

HEALTH & SCIENCE

Cornelia Maria Clapp (G 1889)
Sarah Loguen Fraser (1876)
Robert Jarvik, M.D. '68, H'83

JOURNALISM/MEDIA

Samantha Brown '92
Diane Camper '68
Megyn Kelly '92
Rami Khouri '70, G'98
Ted Koppel '60
Hilton J. Kramer '50, H'76
Steve Kroft '67
Jim Morin '75
Eli Saslow '04
Dorothy Thompson '14
Robin Toner '76

LAW

Belva Ann Lockwood
(1857, G 1872, H 1909)
Elliot Portnoy '86

LITERATURE

Stephen Crane (1891)
Joyce Carol Oates '60
Alice Sebold '84
George Saunders G'88
Cheryl Strayed G'02
Elizabeth Strout '82

NONPROFIT

Ruth Johnson Colvin '59, H'84
Cissy Elm '94
Collin O'Mara G'06,
John Tsebe '81

SPORTSCASTERS

Marv Albert '63
Len Berman '68
Carter Blackburn '01
Bob Costas '74
Ian Eagle '90
Marty Glickman '39
Sean McDonough '84
Beth Mowins G'90
Dave O'Brien '86
Dave Pasch '94
Dave Ryan '89
Anish Shroff '04
Dick Stockton '64
Mike Tirico '88

SPACE EXPLORATION

Waleed Abdalati '86
Col. Eileen Collins '78
Story Musgrave '58
Sean C. O'Keefe G'78
His Royal Highness Prince
Sultan bin Salman Al Saud G'99



Joe Biden



Eileen Collins



Mike Tirico



SYRACUSE, NEW YORK

THE SALT CITY

New York State Fair

Located in the heart of New York state, the city of Syracuse and its nearby environs offer a blend of city life and scenic countryside escapes. Among its many attractions, the city hosts an opera company, museums, art houses and a professional theater. Historic Armory Square in downtown Syracuse is filled with restaurants, pubs, and boutique hotel and shopping opportunities, along with the hands-on Milton J. Rubenstein Museum of Science & Technology. To experience some of the unique sites the city has to offer, visitors can travel the Connective Corridor, a three-mile urban design project linking Syracuse University with the city's cultural attractions.

Beyond the city, the area features abundant county and regional parks. The Rosamond Gifford Zoo, Beaver Lake Nature Center, Onondaga Lake Park and Baltimore Woods Nature Preserve offer plenty of recreation and entertainment opportunities.

Syracuse is also home to Destiny USA – a 2.4 million square-foot destination shopping complex. Destiny USA recently underwent an 850,000 square-foot expansion that combines full-priced and value retail with fine dining and entertainment venues. It's the sixth-largest shopping center in the United States and features more than 250 tenants.


Residents and visitors enjoy the region's four seasons, which allow for various outdoor sports, including cross-country and downhill skiing, snowmobiling, biking, fishing, hiking and canoeing. In addition, more than 40 golf courses are located throughout the greater Syracuse area. For the sports enthusiasts, the city is home to the Syracuse Chiefs, the Triple-A affiliate for the Washington Nationals, and the Syracuse Crunch AHL hockey team.

A yearly end-of-summer celebration with exhibitions, food and entertainment, the Great New York State Fair draws hundreds of thousands of visitors each year. The area also hosts many other festivals, including the Jamesville Balloon Fest, Syracuse Jazz Fest and Great American Antique Fest.

In recognition of the area's many assets, *Forbes* magazine in June 2010 listed Syracuse in its top 10 ranking of "America's Best Places to Raise a Family."



Destiny USA



Skaneateles Lake





QUICK FACTS

1959 NATIONAL CHAMPIONS

136 ALL-AMERICANS

GENERAL INFORMATION

Location.....Syracuse, N.Y.
 Founded 1870
 Enrollment..... 14,847
 Chancellor Kent Syverud
 Director of Athletics John Wildhack
 Faculty Athletics Representative Rick Burton
 Nickname Orange
 Color Orange (Pantone 1655)
 Mascot..... Otto the Orange
 Fight Song..... Down the Field
 Affiliation NCAA Division I (FBS)
 Conference Atlantic Coast (Atlantic Division)

STADIUM INFORMATION

Home FieldCarrier Dome
 Surface..... FieldTurf
 Capacity..... 49,262
 Largest Crowd.....50,564 vs. Miami (Ohio), 1980
 First Game ...Sept. 20, 1980 - SU 36, Miami (Ohio) 24

TEAM INFORMATION

2016 Record 4-8
 2016 ACC Record/Finish 2-6/t-6th (Atlantic)
 Head Coach Dino Babers
 Alma MaterHawaii '84
 Record at SU.....4-8 (1 season)
 Career Record..... 41-24 (5 seasons)
 Football Office Phone.....(315) 443-4817
 Lettermen Returning/Lost.....41/19
 Offense18/11
 Defense.....20/8
 Specialists3/0
 Starters Returning/Lost20/4
 Offense9/2
 Defense.....9/2
 Specialists2/0
 Basic Offense Spread
 Basic Defense 4-3/Multiple
 First Year of Football 1889
 All-Time Record *716-521-49 (127 seasons)
 ACC Record..... 9-23 (4 seasons)
 Joined ACC..... 2013
 Bowl Appearances..... 25
 Bowl Record15-9-1

* - Includes 11 wins from 2004-06 vacated by NCAA

UNIVERSITY MAILING ADDRESSES

Iocolano-Petty Football Complex
 1301 East Colvin Street
 Syracuse, NY 13244
 (315) 443-4817

Syracuse Admissions Office
 100 Crouse-Hinds Hall
 900 South Crouse Avenue
 Syracuse, NY 13244
 (315) 443-3611

Carrier Dome
 900 Irving Avenue
 Syracuse, NY 13244
 (315) 443-4634

2017 SCHEDULE

Date	Opponent (TV)	Location	Series Record
Sept. 1	Central Connecticut State (ACC Network Extra)	Syracuse, N.Y.	First Meeting
Sept. 9	Middle Tennessee (ACC Network Extra)	Syracuse, N.Y.	First Meeting
Sept. 16	Central Michigan (ACC Network Extra)	Syracuse, N.Y.	Syracuse leads, 3-0
Sept. 23	LSU	Baton Rouge, La.	LSU leads, 2-1
Sept. 30	NC State *	Raleigh, N.C.	NC State leads, 9-1
Oct. 7	Pittsburgh *	Syracuse, N.Y.	Pittsburgh leads 38-31-3 ¹
Oct. 13	Clemson * (ESPN)	Syracuse, N.Y.	Clemson leads, 4-1
Oct. 21	Miami (Fla.) *	Miami Gardens, Fla.	Miami leads, 15-7
Nov. 4	Florida State *	Tallahassee, Fla.	Florida State leads, 9-1
Nov. 11	Wake Forest *	Syracuse, N.Y.	Syracuse leads, 4-2
Nov. 18	Louisville *	Louisville, Ky.	Louisville leads, 9-6
Nov. 25	Boston College *	Syracuse, N.Y.	Syracuse leads, 31-19 ¹

KEY

* - ACC game

¹ - Includes Syracuse's 2004 win vacated by NCAA

2016 RESULTS (4-8, 2-6 ACC)

Date	Opponent (TV)	Result	Score	Attendance
Sept. 2	Colgate (ACC Network Extra)	Win	33-7	31,336
Sept. 9	Louisville * (ESPN2)	Loss	28-62	32,184
Sept. 17	USF (ACC Network Extra)	Loss	20-45	32,288
Sept. 24	at Connecticut (CBS Sports Network)	Win	31-24	31,899
Oct. 1	vs. Notre Dame ! (ESPN)	Loss	33-50	62,794
Oct. 8	at Wake Forest * (RSN)	Loss	9-28	25,162
Oct. 15	Virginia Tech * (ESPN2)	Win	31-17	33,838
Oct. 22	at Boston College * (ACC Network)	Win	28-20	34,647
Nov. 5	at Clemson * (ABC/ESPN2)	Loss	0-54	80,609
Nov. 12	NC State * (ACC Network)	Loss	20-35	34,842
Nov. 19	Florida State * (ABC/ESPN2)	Loss	14-45	32,340
Nov. 26	at Pittsburgh * (ACC Network)	Loss	61-76	34,049

KEY

* - ACC game

! - New York's College Classic (MetLife Stadium; East Rutherford, N.J.)

RETURNING STARTERS (20)

			2016 Starts	Career Starts	2016 Notes
Offense (9)					
Eric Dungey	QB	Jr.	9	16	Six 300-yard games ... 25.6 completions per contest
Dontae Strickland	RB	Jr.	12	12	Fives games with 50+ rushing yards ... 4 rushing TDs
Ervin Philips	WR	Sr.	12	22	8th in the FBS in receptions per game (7.5)
Steve Ishmael	WR	Sr.	9	26	Six games with 5+ catches ... 50.8 rec. yards per game
Cody Conway	LT	Jr.	8	8	20 knockdown blocks ... Played 110 snaps vs. USF
Aaron Roberts	LG	R-Jr.	12	12	Led SU in snaps played (968) and knockdown blocks (39)
Colin Byrne	C	R-So.	8	8	Team-high 8 knockdown blocks vs. USF
Evan Adams	RG	R-So.	9	9	Started the last 9 games ... Logged 738 snaps
Jamar McGloster	RT	R-Sr.	12	12	Second on SU with 824 snaps played

			2016 Starts	Career Starts	2016 Notes
Defense (9)					
Josh Black	DE	So.	9	9	21 tackles, including 4 TFL ... 7 multi-tackle games
Chris Slayton	DT	R-Jr.	12	17	Tied for the SU lead with 10 TFL
Kendall Coleman	DE	So.	11	11	1st among SU freshmen with 29 tackles
Parris Bennett	WLB	Sr.	12	20	3rd in ACC in tackles per game (9.2) ... 17 tackles vs. ND
Zaire Franklin	MLB	Sr.	12	27	All-ACC Third Team ... 101 tackles ... Team co-captain
Jonathan Thomas	SLB	Sr.	9	9	52 tackles ... Career-high 8 tackles at UConn
Christopher Fredrick	CB	R-So.	6	6	Started last 6 games ... 2 FF, 1 INT vs. Florida State
Rodney Williams	FS	R-Jr.	10	15	2nd among SU defensive backs with 60 tackles
Daivon Ellison	SS	Jr.	9	9	90 tackles ... Five games with 10+ tackles

			2016 Starts	Career Starts	2016 Notes
Specialists (2)					
Cole Murphy	K	Sr.	12	33	10th in ACC in kicking points per game (5.5)
Sterling Hofrichter	P	R-So.	12	12	Freshman All-American ... 23 punts of 50+ yards

INTERVIEWS

Interviews with all Orange student-athletes and coaches **MUST** be arranged through the Syracuse Athletic Communications Department. Contact Mike Morrison, Football SID, via email at mdmorriss@syr.edu or by calling (315) 443-2608. Please give as much advance notice as possible when requesting interviews.

Select players are available for media interviews following practice on Tuesdays. Requests for player interviews must be received by 1 p.m. on Monday afternoons. Locker rooms and team areas are private and not open to the media.

Personal phone numbers will not be distributed to the media and student-athletes should not be contacted directly by phone, email or social media to arrange interviews or answer questions.

HEAD COACH DINO BABERS NEWS CONFERENCE

Orange head coach Dino Babers will meet with the media on Mondays at 11:30 a.m. during the season in the Ferguson Auditorium located in the localano-Petty Football Complex.

The entire news conference is streamed live on Cuse.com and archived for on-demand viewing on the Syracuse Orange YouTube page.

ACC FOOTBALL COACHES TELECONFERENCE

The Atlantic Coast Conference football coaches hold a weekly teleconference for media beginning Wednesday, Aug. 30. The call takes place each Wednesday during the season except for Thanksgiving week when it is scheduled for Tuesday, Nov. 21. Each coach is available for approximately 10 minutes. Media wishing to participate should contact the ACC at (336) 854-8787 or consult the conference weekly press release for the phone number.

The teleconference is streamed live on the ACC's official website (theACC.com) and an audio file and transcript of each teleconference is posted to theACC.com after the call.

Schedule

10:20 a.m. Brian Kelly, Notre Dame (Sept. 13, Oct. 4, Oct. 25, Nov. 1, Nov. 8)
10:30 a.m. Bronco Mendenhall, Virginia
10:40 a.m. Dabo Swinney, Clemson
10:50 a.m. Jimbo Fisher, Florida State
11:00 a.m. Bobby Petrino, Louisville
11:10 a.m. Dino Babers, Syracuse
11:30 a.m. Paul Johnson, Georgia Tech
11:40 a.m. Larry Fedora, North Carolina
11:50 a.m. Justin Fuente, Virginia Tech
12:00 p.m. Dave Clawson, Wake Forest
12:10 p.m. Pat Narduzzi, Pittsburgh
12:20 p.m. Steve Addazio, Boston College
12:30 p.m. David Cutcliffe, Duke
12:40 p.m. Dave Doeren, NC State
12:50 p.m. Mark Richt, Miami

All times Eastern

PRIMARY FOOTBALL CONTACTS



MIKE MORRISON

Football SID

(315) 443-2608 (O)

(315) 952-4809 (C)

mdmorriss@syr.edu



ANTHONY PRISCO

Assistant Director/

Athletic Communications

(315) 443-2608 (O)

(315) 391-0469 (C)

aprisco@syr.edu

Mailing Address

Syracuse University Athletic Communications

Manley Field House

1301 East Colvin Street

Syracuse, NY 13244

theACC.COM/MEDIA

The Atlantic Coast Conference's official website, theACC.com, is the most complete source for ACC football information. theACC.com/media is also the site for transcripts of the league's football coaches teleconference every Wednesday afternoon during the season. The media section of theACC.com is dedicated to the specific needs of media members and includes downloads of ACC and school logos, as well as headshots of players and coaches from select sports. An individual account is required to access the site. Go to theACC.com/media to register.

ACC VIDEO CLIP SERVICE

Broadcast media outlets are able to access ACC highlights and press conference excerpts via the ACC Video Clip Service (AVCS) throughout the entire 2017-18 sports calendar. Video content is only available for download in digital files that can be accessed on the AVCS. To register for this service, contact Scott McBurney, Associate Commissioner/ACC Advanced Media, at smcburney@theacc.org or call (336) 369-4646.

COLLEGEPRESSBOX.COM

Collegepressbox.com is the official media website for NCAA FBS football. Access and download weekly game notes, quotes, statistics, media guides and more for each conference and its member schools. Login information is distributed to accredited media or you can apply for a password by visiting the website and clicking on the "Password Request" link.



CUSE.COM

Cuse.com is the ultimate source for Syracuse Athletics information. The website includes student-athlete and coaching staff biographies, up-to-the minute coverage of Orange news, game notes (PDF files), press conference transcripts, rosters, schedules and results, and video content via Cuse TV. Live in-game statistics and other details are available on the football page during games.



CUSE TV

Cuse TV is Syracuse's multimedia package hosted by Cuse.com. Cuse TV offers exclusive and comprehensive coverage of Syracuse Athletics. Live and archived content includes complete game webcasts, highlights, interviews, press conferences, features and the radio and television productions of the Syracuse IMG Sports Network and ACC Network Extra.

SOCIAL MEDIA

#OrangeNation is one of the strongest and most engaged college fan bases on social media. You can join the conversation about all things Syracuse across various social media platforms, including Facebook, Twitter, YouTube, Instagram and Snapchat.



/Cuse

/CuseFootball



@Cuse

@CuseFootball



/Syracuse Orange



@Cusepics

@CuseFootball



@Cusepics

CREDENTIALS AND SCOUTING PASSES

Season and individual game requests for working press credentials for media or professional scouts should be made online via the PressPass media credential system. Please visit www.SportsSystems.com/Syracuse to apply for credentials. Requests should be made at least two weeks prior to the game. Communication regarding your request will be made via email. Please contact the Syracuse University Athletic Communications Department with additional questions.

Visiting team media should contact the opposing team's athletic communications office to be placed on their official credential list.

Passes not picked up in advance will be available at the Will Call window located at Gate B of the Carrier Dome three hours before kickoff. Gameday requests will not be honored.

PARKING

Parking for media in the WEST Lot across the street from the Carrier Dome is limited and passes are issued on a priority basis within the same guidelines as working credentials. Additional parking for media is available at Manley Field House in the SOUTH MANLEY Lot. A media shuttle runs from there to the Carrier Dome beginning approximately three hours prior to kickoff. Return service is available for approximately two hours after the conclusion of the game.

PRESS BOX

All media work from the press box located on the third level of the Carrier Dome. Media should enter the building through Stadium Control and take the elevator or stairs to the Upper Concourse then proceed to the right. The press box is on the left directly under Section 301. The press box opens three hours prior to kickoff.

PHOTOGRAPHERS

Syracuse reserves the right to admit only those photographers deemed to be on the premises for legitimate media purposes and who are shooting for editorial purposes only. Photographers must have an individual game photo credential or Carrier Dome photo button.

There is a field-level work area for photographers located in the Driver's Village VIP Lounge next to the ambulance tunnel. There is also limited photographer work space in the press box.

RADIO

Syracuse hosts both home and visiting network radio in booths in the press box. Radio and ISDN lines are available for non-conference visiting radio broadcasts for a fee. Radio lines for Atlantic Coast Conference games are made available in accordance with conference guidelines. Requests for lines must be made in advance to Syracuse IMG Sports Marketing by calling (315) 445-2500.



TELEVISION

News stations covering Orange football games are permitted to shoot from the photo deck opposite the press box or from field level outside the team bench areas. Individuals must have a game photo credential or Carrier Dome photo button to obtain access.

INTERNET ACCESS

The press box in the Carrier Dome is equipped with wireless internet for use by members of the media. Network information is available in the press box on gameday.

SERVICES

Final statistics are available approximately 20 minutes after the conclusion of the game. Quotes from both head coaches and select student-athletes will be distributed in the press box and are available on SU's official website (Cuse.com) approximately one hour after the game ends.

A full meal is served prior to kickoff. There is continuous beverage service throughout the game.

POSTGAME INTERVIEWS

The Syracuse locker room is closed to the media following games, both at home and on the road. Coach Dino Babers will hold his news conference in the Driver's Village VIP Lounge located on the Service Level of the Carrier Dome near Stadium Control.

Following the conclusion of Coach Babers' news conference, select student-athletes will be brought to the Driver's Village VIP Lounge to meet with media representatives. Requests for specific student-athletes will be collected during the fourth quarter of each game.

DIRECTIONS TO THE CARRIER DOME

FROM THE NORTH: Take Interstate 81 South to Exit 17 or 18. **GAMEDAY:** If you have been issued press parking for the WEST Lot, take Exit 17 and turn right on State Street. At the third light, turn right on Castle Street and see the instructions "From Castle Street." If you do not have press parking, take Exit 17 and follow the signs for Carrier Dome parking. **NO GAME:** Take Exit 18 and turn left on Adams Street. At the second light, turn right on Irving Avenue. Follow Irving Avenue until the Carrier Dome appears on the left.

FROM CASTLE STREET: Bear left under the railroad tracks where Castle becomes Renwick Avenue. Take a sharp left on to Fineview Place. Cross East Raynor Avenue, turn left on Standart Street and turn right into the lot.

FROM THE SOUTH: Take Interstate 81 North to Exit 17 or 18. **GAMEDAY:** If you have been issued press parking for the WEST Lot, take Exit 17. Turn right on Salina Street and continue until Castle Street. Turn right on Castle and see the instructions "From Castle Street." If you do not have press parking, take Exit 17 and follow the signs for Carrier Dome parking. **NO GAME:** Take Exit 18 and turn right on Adams Street. At the second light, turn right on Irving Avenue. Follow Irving Avenue until the Carrier Dome appears on the left.

FROM THE EAST: Take the New York State Thruway to Exit 36. Follow I-81 South to Exits 17 or 18 and follow the above instructions for "From the North."

FROM THE WEST: Take the New York State Thruway to Exit 39. Follow I-690 to I-81 and follow the above instructions for "From the North."

SYRACUSE IMG SPORTS NETWORK

All Orange football games can be heard live on the Syracuse IMG Sports Network (see below list of affiliates), Cuse.com and Sirius/XM Satellite Radio. Network programming is produced and distributed by IMG College of Winston-Salem, N.C.

Each broadcast begins three hours before kickoff and includes live presentations from the University Sheraton and SU Quad prior to home games.

"Voice of the Orange" Matt Park handles play-by-play duties, while former Orange All-America tight end Chris Gedney joins Park in the booth as the color analyst. Brian Higgins is the pre-game host and sideline reporter.



DINO BABERS RADIO SHOW

"The Dino Babers Show" airs live each Thursday night during the season from 7 to 8 p.m. on the Syracuse IMG Sports Network and Cuse.com. The show originates from Shaughnessy's Irish Pub in the Marriott Syracuse Downtown.

Coach Babers and "Voice of the Orange" Matt Park discuss the Orange's previous game, preview Syracuse's upcoming opponent, and answer phone calls (888-7GOCUSE) and emails from fans. Questions can be submitted any time via the link at Cuse.com.

2017 Syracuse IMG Sports Network Affiliates

Football games & Dino Babers Show

City	Station	Frequency	Dial
Albany	WGY (Games only)	AM	810
	WGY (Games only)	FM	103.1
	WOFX	AM	980
Auburn	WAUB	AM	1590
Binghamton	WEBO	AM	1330
Buffalo	WHLD	AM	1270
Burlington (Vt.)	WVMT	AM	620
Corning	WENY	AM	1230
	WENI	AM	1450
Geneva	WGVA	AM	1240
Homer	WXHC	FM	101.5
Ithaca	WPIE	FM	107.1
Lansing	WPIE	AM	1160
New York City	WNYM	AM	970
Newark (N.J.)	WACK	AM	1420
Olean	WQRS	FM	98.3
Owego	WEBO	FM	107.9
Richford	WEBO	FM	101.3
Rochester	WHAM (Games only)	AM	1180
	WHTK	AM	1280
Syracuse	WTKW (Flagship)	FM	99.5
Syracuse	WSGO	AM	1440
Syracuse	WTKV	FM	105.5
Syracuse	WTKV	FM	99.1
Syracuse	WTLA	AM	1200
Utica	WOUR	FM	96.9
Watertown	WNER	AM	1410
Watertown	WTNY	AM	790
Waverly	WEBO	FM	105.1



SUGGESTED MEDIA HOTELS

Sheraton Syracuse University Hotel & Conference Center
801 University Avenue
Syracuse, NY 13210
(315) 477-3000

Doubletree by Hilton
6301 State Route 298
East Syracuse, NY 13057
(315) 432-0200

Genesee Grande
1060 East Genesee Street
Syracuse, NY 13210
(315) 476-4212

Marriott Syracuse Downtown
100 East Onondaga Street
Syracuse, NY 13202
(315) 474-2424

Ramada East Syracuse
6555 Old Collamer Road South
East Syracuse, NY 13057
(315) 437-2761

Holiday Inn
441 Electronics Parkway
Liverpool, NY 13088
(315) 457-1122

Embassy Suites
6646 Old Collamer Road
East Syracuse, NY 13057
(315) 446-3200

Crowne Plaza
701 East Genesee Street
Syracuse, NY 13210
(315) 479-7000

Comfort Inn & Suites
6701 Buckley Road
Syracuse, NY 13212
(315) 457-4000

Courtyard by Marriott
6415 Yorktown Circle
East Syracuse, NY 13057
(315) 432-0300

Residence Inn
6420 Yorktown Circle
East Syracuse, NY 13057
(315) 432-4488



Matt Park



Chris Gedney



Brian Higgins

GALAXY COMMUNICATIONS

The flagship station for the Syracuse IMG Sports Network is Galaxy Communications' TK99 (WTKW 99.5 FM) in downtown Syracuse.

Since 2007, Galaxy's stations (TK99, ESPN Radio 97.7 and WTLA 1200) have served as the play-by-play home for Orange football, men's and women's basketball, and men's lacrosse. Additionally, head coach Dino Babers makes regular weekly appearances on Galaxy programs, including the popular "Gomez and Lisa" morning show.

WAER FM 88.3

Located on campus, WAER FM 88.3 is Syracuse University's student-run radio station. The station carries all Orange football games, home and away, live.



PRIMARY MEDIA OUTLETS

NEWSPAPERS

Advance Media New York

(The Post-Standard/Syracuse.com)

220 South Warren Street, Syracuse, NY 13202
(315) 470-0032

Jason Murray, sports editor, jmurray@syracuse.com
Stephen Bailey, beat writer, sb Bailey@syracuse.com
Nate Mink, beat writer, nmink@syracuse.com
Chris Carlson, reporter, ccarlson@syracuse.com
Brent Axe, community engagement, baxe@syracuse.com

Daily Orange (SU student newspaper)

744 Ostrom Avenue, Syracuse, NY 13210
(315) 443-2314

Sam Fortier, sports editor, sam.fortier7@gmail.com

Auburn Citizen

25 Dill Street, Auburn, NY 13021
(315) 282-2256

Jeremy Houghtaling, sports reporter, jeremy.houghtaling@lee.net

Binghamton Press & Sun-Bulletin

33 Lewis Road, Suite 9, Binghamton, NY 13905
(607) 798-1234

Mary Rakas, sports clerk, mrakas@pressconnects.com

Rochester Democrat & Chronicle

245 East Main Street, Rochester, NY 14604
(585) 258-2760

Jeff DiVeronica, sports reporter, jdiveron@gannett.com

Watertown Daily Times

260 Washington Street, Watertown, NY 13601
(315) 661-2377

Greg Gay, sports editor, ggay@wdt.net
Joe Manganiello, beat writer, jmanganiello@wdt.net

Oneida Daily Dispatch

130 Broad Street, Oneida, NY 13421
(315) 231-5144

Kyle Mennig, sports editor, kmennig@oneidadispatch.com

The Palladium-Times

140 West First Street, Oswego, NY 13126
(315) 343-3800

Mike LeBoeuf, sports editor, mleboeuf@palltimes.com

Utica Observer-Dispatch

221 Oriskany Plaza, Utica, NY 13501
(315)-792-5023

Matt Becker, sports editor, mbecker@uticaod.com

WIRE SERVICES

Associated Press

(315) 430-5344

John Kekis, correspondent, jkekis@ap.org

Albany Bureau

645 Albany Shaker Road, Albany, NY 12211
(518) 458-7821

alne@ap.org

RADIO

WTKW FM 99.5 (Flagship)

WTLA FM 97.7 (ESPN Radio)

235 Walton Street, Syracuse, NY 13202
(315) 472-9111

Ed Levine, President & CEO

Syracuse IMG Sports Network

800 Nottingham Road, Suite 204, Syracuse, NY 13224
(315) 445-2500

Kerry Atkinson, general manager, kerry.atkinson@img.com

Matt Park, play-by-play, mattpark1@yahoo.com

Chris Gedney, analyst, cjgedney@syr.edu

Brian Higgins, host/sideline reporter, bf Higgins@hotmail.com

WSKO AM (The Score 1260)

1064 James Street, Syracuse, NY 13204
(315) 472-0200

Mike Lindsley, host, mike.lindsley@cumulus.com

WAER FM (SU student station)

795 Ostrom Avenue, Syracuse, NY 13244
(315) 443-4047

Sean Salisbury, sports director, ssalisbu@syr.edu

WJPZ FM (SU student station)

316 Waverly Avenue, Syracuse, NY 13210
(315) 443-4689

Nate White, sports director, ntwhite@syr.edu

TELEVISION

Spectrum News

815 Erie Boulevard East, Syracuse, NY 13210
(315) 634-2351

Mark Larson, sports director, mark.larson1@charter.com

WSTM-TV (CNY Central)

1030 James Street, Syracuse, NY 13203
(315) 477-9616

Niko Tamurian, sports director, ntamurian@cnycentral.com

NewsChannel 9 WSYR

5904 Bridge Street, East Syracuse, NY 13057
(315) 446-3333

Steve Infanti, sports director, steveinfanti@localsyr.com

CitrusTV (SU student television station)

Menschel Media Center
316 Waverly Avenue, Syracuse, NY 13244
(315) 443-1177

Nicholas Dugan, sports director, ndugan@citrustv.com

INTERNET

CuseConfidential.com (Rivals)

Ryan Murray, editor, r.murray44@yahoo.com

CuseNation.com (Scout)

Mike McAllister, writer, mcallistterm1@gmail.com

SUJuiceOnline.com (SNY.tv)


Brad Bierman, owner, bbierman@comcast.net

NunesMagician.com (SBNation)

John Cassillo, editor, jcassilloii@yahoo.com

Orange Fizz

Damon Amendolara, owner, damon.amendolara@cbsradio.com



FA CT S

SYRACUSE FOOTBALL 2017

Syracuse played underclassmen all over the field in 2016 and the Orange were 4-4 two-thirds of the way through the season before injuries at key positions contributed to a four-game slide at the end of the year. The silver lining? The Orange enter Year 2 of the **Dino Babers** era with 20 players on the roster who started at least six games a year ago, tops in the country.

The Orange bring back almost 95 percent of their total offense yardage, including nearly 90 percent of their ground production, and 86.4 percent of their total tackles.

That experience will be put to the test. By all accounts, the Orange will face one of the most difficult schedules in the nation in 2017. All 11 of their FBS opponents reached a bowl game last year, tied with Notre Dame for the most in the country.

Fortunately, Syracuse has an opportunity to get off on the right foot with three straight non-conference games in the Carrier Dome: Central Connecticut State (Sept. 1), Middle Tennessee (Sept. 9) and Central Michigan (Sept. 16). The Orange conclude non-league play with their first trip to "Death Valley" in Baton Rouge, La. to take on LSU (Sept. 23).

In ACC action, Syracuse hosts Pittsburgh (Oct. 7), 2016 national champion Clemson (Oct. 13), Wake Forest (Nov. 11) and Boston College (Nov. 25). The road league slate includes NC State (Sept. 30), Miami (Oct. 21), Florida State (Nov. 4) and Louisville (Nov. 18).

Here is a position-by-position look at the 2017 Orange:



Junior Dontae Strickland enters his second season as the team's featured back. He rushed for a squad-best 566 yards and four touchdowns in 2016.

QUARTERBACKS

Signal callers traditionally excel in Babers' ultra-fast, spread offense. That trend continued in 2016, as the Orange finished 11th nationally and second in the ACC in passing at 321.3 yards per contest. Pundits have taken note, with ESPN ranking SU's 2017 collection of quarterbacks third behind Louisville and Florida State in the ACC.

Junior starter **Eric Dungey** leads the group. Dungey has started 16 game the last two years, but injuries have kept him from finishing a season. When he is healthy there are few who are more dynamic. Dungey is third on the ACC active career lists for passing yardage (3,977), touchdown passes (26) and yards of total offense (4,621). In 2016, he set SU sophomore records for passing yards (2,679) and total offense yards (2,972) in just nine games. Dungey already owns or shares 10 school records and he has accounted for 37 career touchdowns.

Senior **Zack Mahoney** has proven himself as Dungey's capable understudy. An original walk-on, Mahoney has started seven games over the last two seasons and completed 136-of-252 passes for 1,478 yards with 15 touchdowns and six interceptions. In last year's 76-61 shootout at Pittsburgh, Mahoney accounted for a school-record seven TDs and tied the program single-game standard with five touchdown passes.

Redshirt freshmen **Rex Culpepper** and **Mo Hasan** spent 2016 developing in the system and running the scout team.

Highly-touted freshman **Tommy DeVito** joined the squad in the summer. An Under Armour All-American and ESPN 300 prospect, DeVito guided New Jersey powerhouse Don Bosco Prep to a state championship as a high school junior.

RUNNING BACKS

Junior **Dontae Strickland** ascended to the top of the depth chart at running back in 2016 and enters his second season as SU's primary ball carrier. He led the Orange in rushing with 566 yards on 162 carries (3.5 avg.) and logged five games with 50+ rushing yards last season, including a career-best 127 yards on 30 carries versus USF. Strickland also demonstrated his versatility, throwing an 84-yard touchdown pass in SU's victory against Virginia Tech.

After dabbling at inside receiver during the spring, sophomore **Moe Neal** is charted as Strickland's backfield backup. Neal was SU's second-leading rusher as a freshman. He scored a 49-yard touchdown on his first career carry and is a threat to go the distance whenever he touches the ball.

With Neal trying his hand at receiver, junior **Tyrone Perkins** and sophomore walk-on **Otto Zaccardo** logged carries in the spring. Perkins joined the running back contingent after spending 2016 at wide receiver. As a freshman, Perkins played the role of hybrid back in former coordinator Tim Lester's offense.

Rounding out the running back rotation are freshmen **Markenzy Pierre** and **Allen Stritzinger**. Pierre attended Liberty High School in Florida. He was the No. 52 running back in the country, according to ESPN, and rushed for more than 2,500 yards as a senior. Stritzinger prepped at De La Salle High School in Michigan. He earned all-state honors from *USA Today* and amassed more than 3,000 all-purpose yards in his scholastic career.

More two-back sets could be in the future with the addition of freshman fullback/tight end **Chris Elmore**. A devastating blocker at 280 pounds, Elmore helped Phillips Academy (Ill.) to an undefeated season and state championship in 2016.

WIDE RECEIVERS

Throwing the football is the first step in a two-part process. The second is catching it and the Orange have a host of players who can do that with All-ACC candidates **Steve Ishmael** and **Ervin Philips** leading the way.

Ishmael is Syracuse's most experienced receiver with 26 career starts to his credit. He is ninth in Orange history and fifth among active ACC receivers with 114 career receptions. The Miami, Fla. native is second on the ACC active list for career receiving yards (1,544) behind Cam Phillips of Virginia Tech.

Philips moved to the slot last year and had a huge 2016 season, catching 90 balls for 822 yards and six TDs to earn All-ACC Honorable Mention laurels. He caught at least five passes in 10 games and ranked eighth nationally in receptions per game (7.5).

Redshirt junior **Jamal Custis** and sophomore **Devin C. Butler** are competing to replace All-American Amba Etta-Tawo's production opposite Ishmael. Both players were slowed by injury last season with Custis eventually redshirting. Butler played in five games, mostly on special teams, before missing the last six.

Redshirt junior **Adly Enocicy** is slotted as Ishmael's backup. Enocicy made his college debut in the fall, playing in three games and catching a 35-yard pass.

Sophomore **Sean Riley** and redshirt senior **Sean Avant** are in line behind Philips at slot receiver. Riley recorded 1,240 all-purpose yards a freshman last season, primarily as a kick returner. He also carded 11 receptions for 109 yards. Avant has seven receptions in 22 career games.

WHAT RETURNS BY PERCENTAGE

Rushing Yardage	89.7
Passing Yardage	96.4
Receiving Yardage.....	43.5
Receptions.....	52.7
Punt Return Yardage.....	0.96
Kickoff Return Yardage	84.7
Scoring.....	66.2
Total Offense Yardage.....	94.6
All-Purpose Yardage	59.8
Field Goals.....	100.0
Punting Yardage.....	99.3
Tackles	86.4
Tackles for Loss.....	84.5
Sacks.....	71.9
Fumble Recoveries	88.9
Interceptions	90.0
Pass Breakups.....	80.8
Takeaways.....	89.5



Cody Conway started eight games at left tackle in 2016. The Orange surpassed 500 yards of offense in four of those games.



Redshirt junior Chris Slayton has 16 tackles for loss in two seasons. He tied for the team lead in that category a year ago with 10.

TIGHT ENDS

The tight end position is one the coaching staff would like to play a larger role in the offense, so the Orange went out and signed one of the top junior-college players at the position – **Ravian Pierce**.

Pierce enrolled at Syracuse in January and spent the spring getting used to the tempo the Orange prefers to operate at. The 6-3, 237-pound native of Plantation, Fla. played his first two seasons at Southwest Mississippi Community College and caught 77 passes for 733 yards and five touchdowns. He was rated the third-best tight end in junior college this cycle by both 247Sports.com and Scout.com.

Converted linebacker **Kyle Kleinberg** is the only tight end on the roster with Syracuse game experience. He's a core special teams player and he is expected to back up Pierce.

Like Pierce, redshirt freshman **Jesse Conners** and junior walk-on **Joe Pasquale** joined the team in January. Conners spent his true freshman season at Holy Cross and will have to sit out 2017 due to NCAA transfer regulations.

Freshman **Aaron Hackett** attended Venice High School (Fla.) and was coached by former Orange tight end Beckett Wales. Hackett finished third in the district in receiving yardage as a senior and led Venice to a 12-1 record, including a victory in the Florida Class 7A District 11 title game.

Hackett's classmate **Chris Elmore** could also line up at tight end in addition to being an option at fullback.

OFFENSIVE LINE

Of all the position groups affected by injuries in 2016, none were hit harder than co-offensive coordinator **Mike Lynch's** unit. The upshot is that all five starters from last year return and several players who redshirted in 2016 figure to play prominent roles.

Junior left tackle **Cody Conway** and redshirt senior right tackle **Jamar McGloster** are the bookends. Conway has appeared in 15 games over his first two seasons, including eight starts a year ago. He logged 699 snaps in 2016 with 20 knockdown blocks. McGloster was a consistent presence as one of two linemen to start all 12 games. He finished second on the Orange with 824 snaps played.

Junior **Aaron Roberts** and redshirt sophomore **Evan Adams** are expected to man the left and right guard positions, respectively. Like McGloster, Roberts started every game in 2016. He topped the SU chart with 39 knockdown blocks. Adams was elevated to the first unit following an injury to Omari Palmer and started the last nine games.

The emergence of redshirt freshman **Airon Servais** in the spring allowed Lynch to move **Colin Byrne**, last year's starter at center, to right guard behind Adams. Servais heads into fall camp as the No. 1 center. Classmate **Sam Heckel** is slotted as his backup.

Early enrollee **Patrick Davis** is the reserve left guard behind Roberts. Davis played all three line positions in high school and was the No. 3 overall prospect in Canada, according to ESPN.

Redshirt freshmen **Liam O'Sullivan** and **Mike Clark**, the two tallest players on the team at 6-foot-8, are the top reserves at left and right tackle, respectively.

DEFENSIVE LINE

Defensive ends coach **Steve Stanard** joined the Orange staff in March. He will work with defensive tackles coach **Vinson Reynolds** to prepare a unit that must go up against some of the nation's most explosive offenses.

At defensive end, the Orange return two sophomores who cut their teeth in 2016. **Kendall Coleman** became the first true freshman to start a season opener at defensive end since SU went to a primarily 4-3 alignment in 1996. Overall, he started 11 games and paced all Orange rookies with 29 tackles. Classmate **Josh Black** moved into the starting lineup after three games and logged 21 tackles, including four for a loss, and three sacks.

Redshirt junior **Chris Slayton** anchors the unit. He's started 17 games in his career, including 14 at defensive tackle. He tied for the team lead in tackles for loss in 2016 and is the chief mentor for sophomore **McKinley Williams**, who is slotted to start at nose tackle after Steven Clark was medically disqualified in June. Williams is an athletic player who has added 40 pounds to his frame to help him withstand the rigors of life in the ACC.

Redshirt sophomore **Jake Pickard** and newcomer **Brandon Berry** are charted as the primary backups for Coleman and Black. Pickard tallied 10 tackles in 2016 and battled injuries throughout the spring. Berry signed with Syracuse in February out of Highland Community College in Kansas. He ranked third nationally in 2016 with 12.5 sacks.

Another player with considerable starting experience is redshirt junior **Kayton Samuels**. He'll serve as Slayton's primary backup, while sophomore **Kenneth Ruff** is next in line at nose tackle. Ruff spent his rookie season at defensive end before moving inside to help shore up the middle.



Jonathan Thomas is one of three returning senior starters at linebacker. He has 90 career tackles, including 52 in 2016.



After starting the last six games of 2016, redshirt sophomore Christopher Fredrick enters 2017 atop the depth chart at cornerback.



Sophomore return man Sean Riley led the FBS with 1,095 kickoff return yards as a rookie. He also caught 11 passes.

LINEBACKERS

The saying goes that "linebackers run the defense and the defense runs the team." There's no doubt the first part is true for the Orange, as the squad returns three senior starters. Weak-side linebacker **Parris Bennett** and middle linebacker **Zaire Franklin** are entering their third seasons with the first unit, while strong-side 'backer **Jonathan Thomas** heads into his second.

Franklin and Bennett are candidates for All-ACC and national honors after they each finished with more than 100 tackles in 2016. Bennett led the way with 110 stops and Franklin carded 101. They are one of 10 returning linebacking duos in the FBS to have achieved that feat.

A gifted athlete, Thomas had his most productive season a year ago. He finished with 52 tackles, including four a loss, and forced two fumbles.

Junior **Ryan Guthrie** joined the Orange in January and spent the spring learning the nuances of the system. He'll be the primary reserve on the weak side following a stellar two-year stint at Ellsworth Community College (Iowa) in which he earned NJCAA First Team All-America honors.

Should Franklin need a breather, sophomore **Andrew Armstrong** will likely step in. Armstrong tallied 16 tackles as a freshman. He was a core special teams contributor and saw additional reps on defense as 2016 went along.

New to the unit is converted safety **Kielan Whitner**, who is charted behind Thomas on the strong side. Whitner's skills, honed from years in the defensive backfield, make him ideally suited for the position, which is relied upon heavily in pass coverage.

SECONDARY

The only position bit by the injury bug as much as the offensive line in 2016 was the secondary, so the unit is likely to immediately benefit from the return of multiple contributors.

Redshirt junior **Antwan Cordy** went down with a season-ending forearm injury against Louisville in Week 2 last season. He came back stronger than ever and reclaimed the starting free safety spot this spring. Cordy was SU's second-leading tackler in 2015, including a team-high 12 for a loss.

Classmate **Juwan Dowels** was also lost for the year against the Cardinals. He missed all of spring practice as well, but enters fall camp second on the depth chart at corner behind sophomore starter **Scoop Bradshaw**. Bradshaw played in 10 games as a freshman and saw extensive action with the first unit during spring drills.

Opposite Bradshaw, is redshirt sophomore **Christopher Fredrick**. Fredrick came on strong at the end of last season and started the final six games. He had a career day against Florida State, logging six tackles, an interception, and forced two fumbles.

Graduate transfer **Devin M. Butler** enrolled at Syracuse in January after playing 37 games in three seasons at Notre Dame. He's scheduled to serve as Fredrick's understudy.

At strong safety, sophomore **Evan Foster** sits atop the depth chart after an impressive spring. He's backed up by veteran **Rodney Williams**, who was fourth on the team in tackles (60) a year ago.

Junior **Daivon Ellison**, who had 90 tackles in 2016 in place of Cordy, is a veteran presence. So is redshirt junior cornerback **Cordell Hudson** (85 career tackles) and Toledo graduate transfer **Jordan Martin**. Martin broke up 11 passes in 34 games at cornerback for the Rockets.

SPECIAL TEAMS

New special teams coordinator **Justin Lustig** inherited a veteran group of specialists when he came on board in March. Placekicker **Cole Murphy** is in his fourth season. Long snapper **Matt Keller** is in his third, and punter **Sterling Hofrichter** is in his second.

Murphy ranks fifth among active ACC kickers in scoring with 201 points and lists among the top 10 in SU history in most kicking categories. He also has three career field goals of 50+ yards to his credit.

Keller contributed to an Orange punting operation that was fifth in the ACC in 2016 in net average (38.8) and third in total punting yardage (3,380).

The beneficiary of Keller's pinpoint snaps is Hofrichter, who earned Freshman All-America and All-ACC honors a year ago. Hofrichter tied for second among freshmen nationally in punting average (42.7) and matched Virginia's Nicholas Conte for the conference lead with 23 punts of 50+ yards.

Other specialists on the roster include: kickers **Alex Grossman** and **Emerson Womble**, punter/kicker **Nolan Cooney** and reserve long snapper **Nathan Hines**.

Sophomore **Sean Riley** is poised to reprise his role as SU's primary kick returner. Riley led the nation in kickoff return yardage (1,095) and ranked second in the FBS in combined kick return yards (1,125) last season. Riley is also in line to replace ACC all-time leading punt returner Brissy Estime. Riley filled that role in a limited capacity as a freshman, running back two punts for a total of 30 yards.

PLAYERS BY STATE/
COUNTRY

Name	Hometown
Florida (20)	
Sean Avant	Miramar
Scoop Bradshaw	Tampa
Colin Byrne	Coral Springs
Devon Clarke	Kissimmee
Samuel Clausman	Pembroke Pines
Antwan Cordy	Homestead
Rex Culpepper	Tampa
Juwan Dowels	Sunrise
Adly Enoicy	Delray Beach
Nadarius Fagan	Goulds
Aaron Hackett	Venice
Mo Hasan	Coral Gables
Cordell Hudson	Largo
Sterling Hofrichter	Valrico
Steve Ishmael	Miami
Sharod Johnson	Miami
Ravian Pierce	Plantation
Markenzy Pierre	Kissimmee
Kenneth Ruff	Lauderhill
McKinley Williams	Miramar
New York (9)	
Ben Brickman	Menands
Eric Coley	Manlius
Jesse Conners	Pittsford
Tyler Gilfus	Cape Vincent
Alex Grossman	Woodbury
Cameron Jordan	Wheatley Heights
Kyle Kleinberg	Armonk
Joe Pasquale	Valley Stream
Tyrone Perkins	Glen Head
Georgia (8)	
Brandon Berry	Griffin
Christopher Fredrick	Conley
Donnie Foster	Savannah
Ryan Guthrie	Cumming
Kayton Samuels	Ellenwood
Kyle Strickland	Roswell
Jonathan Thomas	Lawrenceville
Kielan Whitner	Lawrenceville
New Jersey (8)	
Clay Austin	Montclair
Tommy DeVito	Cedar Grove
Daivon Ellison	Linden
Shaquille Grosvenor	West Orange
Jamar McGloster	Hillside
Jake Pickard	Short Hills
Dontae Strickland	Dayton
Rodney Williams	Cherry Hill
Illinois (7)	
Josh Black	Loves Park
Cody Conway	Plainfield
Chris Elmore	Chicago
Zack Mahoney	LaGrange Park
Liam O'Sullivan	Chicago
Aaron Roberts	Chicago
Chris Slayton	University Park
Maryland (6)	
Devin C. Butler	District Heights
Dakota Davis	Mount Airy
K.K. Hahn	Bethesda
Nathan Hines	Catonsville
Kingsley Jonathan	Baltimore
Jordan Martin	Upper Marlboro
Ohio (5)	
Andrew Armstrong	Canfield
Adam Dulka	Brecksville
Troy Henderson	Cleveland
Carl Jones	Twinsburg
Kadeem Trotter	Canton



Defensive lineman McKinley Williams is among the 20 Orange who hail from the state of Florida.

Name	Hometown
California (5)	
Josh Allen	Hawthorne
Keaton Darney	Los Angeles
Cole Murphy	Castaic
Sean Onwualu	Sylmar
Sean Riley	Playa del Rey
Michigan (5)	
Parris Bennett	Detroit
Evan Foster	West Bloomfield
Zach Morton	Detroit
Allen Stritzinger	Clinton Township
Tim Walton	Detroit
Pennsylvania (5)	
Mike Clark	Exton
Jamal Custis	Philadelphia
Zaire Franklin	Philadelphia
Curtis Harper	McKeesport
Matt Keller	Willow Street
Connecticut (4)	
Evan Adams	Norwalk
Anthony Lombardi	Stamford
Ervin Philips	West Haven
R. Thompson-Bishop	Bloomfield
Massachusetts (3)	
Shyheim Cullen	Lowell
Ifeatu Melifonwu	South Grafton
Otto Zaccardo	Sudbury
Canada (2)	
Patrick Davis	Gatineau, Quebec
Tyrell Richards	Brampton, Ontario
Indiana (2)	
Kendall Coleman	Indianapolis
Andrejas Duerig	Lowell
Washington, D.C. (2)	
Devin M. Butler	
Nykeim Johnson	
Wisconsin (2)	
Sam Heckel	Waukesha
Airon Servais	Green Bay
Kansas (1)	
Emerson Womble	Overland Park
North Carolina (1)	
Moe Neal	Gastonia
Oregon (1)	
Eric Dungey	Lake Oswego
Rhode Island (1)	
Nolan Cooney	East Greenwich

PLAYERS BY CLASS

Redshirt Seniors (5): Sean Avant, Devin M. Butler, Alex Grossman, Jordan Martin, Jamar McGloster	
Seniors (8): Clay Austin, Parris Bennett, Zaire Franklin, Steve Ishmael, Zack Mahoney, Cole Murphy, Ervin Philips, Jonathan Thomas	
Redshirt Juniors (13): Josh Allen, Antwan Cordy, Jamal Custis, Keaton Darney, Juwan Dowels, Adly Enoicy, Donnie Foster, Nathan Hines, Cordell Hudson, Aaron Roberts, Kayton Samuels, Chris Slayton, Rodney Williams	
Juniors (13): Ben Brickman, Cody Conway, Eric Dungey, Daivon Ellison, Ryan Guthrie, Matt Keller, Kyle Kleinberg, Sean Onwualu, Joe Pasquale, Tyrone Perkins, Ravian Pierce, Dontae Strickland, Kielan Whitner	
Redshirt Sophomores (10): Evan Adams, Brandon Berry, Colin Byrne, Samuel Clausman, Shyheim Cullen, Andrejas Duerig, Christopher Fredrick, Troy Henderson, Sterling Hofrichter, Jake Pickard	
Sophomores (14): Andrew Armstrong, Josh Black, Scoop Bradshaw, Devin C. Butler, Kendall Coleman, Evan Foster, Shaquille Grosvenor, Carl Jones, Moe Neal, Sean Riley, Kenneth Ruff, McKinley Williams, Emerson Womble, Otto Zaccardo	
Redshirt Freshmen (15): Mike Clark, Devon Clarke, Jesse Conners, Nolan Cooney, Rex Culpepper, Adam Dulka, Tyler Gilfus, K.K. Hahn, Mo Hasan, Sam Heckel, Anthony Lombardi, Liam O'Sullivan, Airon Servais, Kyle Strickland, Tim Walton	
Freshmen (19): Eric Coley, Dakota Davis, Patrick Davis, Tommy DeVito, Chris Elmore, Nadarius Fagan, Aaron Hackett, Curtis Harper, Nykeim Johnson, Sharod Johnson, Kingsley Jonathan, Cameron Jordan, Ifeatu Melifonwu, Zach Morton, Markenzy Pierre, Tyrell Richards, Allen Stritzinger, Russell Thompson-Bishop, Kadeem Trotter	

PLAYERS BY POSITION

Defensive Backs (17): Scoop Bradshaw, Eric Coley, Devin M. Butler, Devon Clarke, Antwan Cordy, Juwan Dowels, Daivon Ellison, Evan Foster, Christopher Fredrick, Cordell Hudson, Carl Jones, Anthony Lombardi, Jordan Martin, Ifeatu Melifonwu, Sean Onwualu, Kyle Strickland, Rodney Williams

Wide Receivers (15): Clay Austin, Sean Avant, Ben Brickman, Devin C. Butler, Jamal Custis, Adly Enoicy, Cameron Jordan, Tyler Gilfus, Steve Ishmael, Nykeim Johnson, Sharod Johnson, K.K. Hahn, Ervin Philips, Sean Riley, Russell Thompson-Bishop

Defensive Linemen (13): Josh Allen, Brandon Berry, Josh Black, Kendall Coleman, Shaquille Grosvenor, Curtis Harper, Kingsley Jonathan, Zach Morton, Jake Pickard, Kenneth Ruff, Kayton Samuels, Chris Slayton, McKinley Williams

Offensive Linemen (15): Evan Adams, Colin Byrne, Mike Clark, Samuel Clausman, Cody Conway, Keaton Darney, Dakota Davis, Patrick Davis, Andrejas Duerig, Donnie Foster, Sam Heckel, Jamar McGloster, Liam O'Sullivan, Aaron Roberts, Airon Servais

Linebackers (12): Andrew Armstrong, Parris Bennett, Shyheim Cullen, Adam Dulka, Nadarius Fagan, Zaire Franklin, Ryan Guthrie, Troy Henderson, Tyrell Richards, Jonathan Thomas, Kadeem Trotter, Kielan Whitner

Running Backs (6): Moe Neal, Tyrone Perkins, Markenzy Pierre, Dontae Strickland, Allen Stritzinger, Otto Zaccardo

Quarterbacks (5): Rex Culpepper, Tommy DeVito, Eric Dungey, Mo Hasan, Zack Mahoney

Tight Ends (5): Jesse Conners, Aaron Hackett, Kyle Kleinberg, Joe Pasquale, Ravian Pierce

Punters/Kickers (5): Nolan Cooney, Alex Grossman, Sterling Hofrichter, Cole Murphy, Emerson Womble

Long Snappers (2): Nathan Hines, Matt Keller

Fullback/Tight End (1): Chris Elmore

Defensive Lineman/Linebacker (1): Tim Walton

ALPHABETICAL
ROSTER

No.	Name	Pos.
63	Evan Adams	OL
93	Josh Allen	DL
12	Andrew Armstrong	LB
88	Clay Austin	WR
83	Sean Avant	WR
30	Parris Bennett	LB
97	Brandon Berry	DL
85	Josh Black	DL
18	Scoop Bradshaw	DB
85	Ben Brickman	WR
5	Devin C. Butler	WR
7	Devin M. Butler	DB
64	Colin Byrne	OL
77	Mike Clark	OL
11	Devon Clarke	DB
61	Samuel Clausman	OL
55	Kendall Coleman	DL
34	Eric Coley	DB
49	Jesse Conners	TE
60	Cody Conway	OL
92	Nolan Cooney	P/K
8	Antwan Cordy	DB
24	Shyheim Cullen	LB
15	Rex Culppepper	QB
17	Jamal Custis	WR
76	Keaton Darney	OL
57	Dakota Davis	OL
69	Patrick Davis	OL
13	Tommy DeVito	QB
9	Juwan Dowels	DB
72	Andreas Duerig	OL
46	Adam Dulka	LB
2	Eric Dungey	QB
19	Daivon Ellison	DB
36	Chris Elmore	FB/TE
86	Adly Enoicy	WR
27	Nadarius Fagan	LB
58	Donnie Foster	OL
14	Evan Foster	DB
4	Zaire Franklin	LB
28	Christopher Fredrick	DB
19	Tyler Gilfus	WR
38	Alex Grossman	K
51	Shaquille Grosvenor	DL
41	Ryan Guthrie	LB
89	Aaron Hackett	TE
80	K.K. Hahn	WR
54	Curtis Harper	DL
11	Mo Hasan	QB
75	Sam Heckel	OL
39	Troy Henderson	LB
53	Nathan Hines	LS
35	Sterling Hofrichter	P
20	Cordell Hudson	DB
8	Steve Ishmael	WR
82	Nykeim Johnson	WR
87	Sharod Johnson	WR

No.	Name	Pos.	Cl.	Ht.	Wt.	Hometown (High School/Previous School)
2	** Eric Dungey	QB	Jr.	6-3	222	Lake Oswego, Ore. (Lakeridge)
3	*** Ervin Philips	WR	Sr.	5-11	181	West Haven, Conn. (West Haven)
4	*** Zaire Franklin	LB	Sr.	6-0	236	Philadelphia, Pa. (La Salle College HS)
4	** Dontae Strickland	RB	Jr.	5-11	207	Dayton, N.J. (South Brunswick)
5	Devin C. Butler	WR	So.	6-3	196	District Heights, Md. (Frederick Douglass)
6	Ravian Pierce	TE	Jr.	6-3	237	Plantation, Fla. (Plantation/Southwest Mississippi CC)
6	** Rodney Williams	DB	R-Jr.	5-10	191	Cherry Hill, N.J. (Cherry Hill West)
7	Devin M. Butler	DB	R-Sr.	6-1	189	Washington, D.C. (Gonzaga/Notre Dame)
8	** Antwan Cordy	DB	R-Jr.	5-8	181	Homestead, Fla. (South Dade)
8	*** Steve Ishmael	WR	Sr.	6-2	209	Miami, Fla. (North Miami Beach)
9	* Juwan Dowels	DB	R-Jr.	5-10	183	Sunrise, Fla. (American Heritage)
10	* Sean Riley	WR	So.	5-8	155	Playa del Rey, Calif. (Narbonne)
11	Devon Clarke	DB	R-Fr.	6-2	186	Kissimmee, Fla. (Osceola)
11	Mo Hasan	QB	R-Fr.	6-3	201	Coral Gables, Fla. (Dillard)
12	* Andrew Armstrong	LB	So.	6-2	226	Youngstown, Ohio (Cardinal Mooney)
12	Russell Thompson-Bishop	WR	Fr.	6-1	200	Bloomfield, Conn. (Bloomfield)
13	Tommy DeVito	QB	Fr.	6-2	204	Cedar Grove, N.J. (Don Bosco Prep)
14	* Evan Foster	DB	So.	6-0	211	West Bloomfield, Mich. (West Bloomfield)
15	Rex Culppepper	QB	R-Fr.	6-3	221	Tampa, Fla. (Plant)
15	Anthony Lombardi	DB	R-Fr.	6-3	211	Stamford, Conn. (Trinity Catholic)
16	* Carl Jones	DB	So.	6-1	180	Twinsburg, Ohio (St. Edward)
16	** Zack Mahoney	QB	Sr.	6-2	217	LaGrange Park, Ill. (Lyons Township/College of DuPage)
17	** Jamal Custis	WR	R-Jr.	6-5	227	Philadelphia, Pa. (Neumann-Goretti)
18	* Scoop Bradshaw	DB	So.	5-11	167	Tampa, Fla. (Plant)
19	** Daivon Ellison	DB	Jr.	5-8	181	Linden, N.J. (Don Bosco Prep)
19	Tyler Gilfus	WR	R-Fr.	6-1	195	Cape Vincent, N.Y. (Thousand Islands)
20	** Cordell Hudson	DB	R-Jr.	5-11	181	Largo, Fla. (Largo)
21	Jordan Martin	DB	R-Sr.	6-3	206	Upper Marlboro, Md. (Bishop McNamara/Toledo)
21	* Moe Neal	RB	So.	5-11	182	Gastonia, N.C. (Forestview)
22	Markenzy Pierre	RB	Fr.	5-11	214	Kissimmee, Fla. (Liberty)
23	*** Jonathan Thomas	LB	Sr.	6-1	209	Lawrenceville, Ga. (Collins Hill)
24	* Shyheim Cullen	LB	R-So.	6-0	209	Lowell, Mass. (Lowell)
25	** Kielan Whitner	LB	Jr.	6-0	202	Lawrenceville, Ga. (Mountain View)
26	Sean Onwualu	DB	Jr.	6-1	188	Sylmar, Calif. (Granada Hills Charter)
26	Tyrone Perkins	RB	Jr.	6-0	197	Glen Head, N.Y. (Friends Academy)
27	Nadarius Fagan	LB	Fr.	6-1	200	Goulds, Fla. (Miami Southridge)
28	* Christopher Fredrick	DB	R-So.	5-11	193	Conley, Ga. (Cedar Grove)
29	Otto Zaccardo	RB	So.	5-10	199	Sudbury, Mass. (Lincoln-Sudbury/Worcester Academy)
30	*** Parris Bennett	LB	Sr.	6-0	216	Detroit, Mich. (University of Detroit Jesuit)
31	** Kyle Kleinberg	TE	Jr.	6-0	208	Armonk, N.Y. (Don Bosco Prep (N.J.))
32	Allen Stritzinger	RB	Fr.	6-0	190	Clinton Township, Mich. (De La Salle)
33	Kadeem Trotter	LB	Fr.	6-2	185	Canton, Ohio (McKinley)
34	Eric Coley	DB	Fr.	6-2	175	Manlius, N.Y. (Fayetteville-Manlius)
35	* Sterling Hofrichter	P	R-So.	5-9	196	Valrico, Fla. (Armwood)
35	Kyle Strickland	DB	R-Fr.	6-0	177	Roswell, Ga. (Roswell)
36	Chris Elmore	FB/TE	Fr.	6-0	280	Chicago, Ill. (Phillips Academy)
36	Tim Walton	DL/LB	R-Fr.	6-2	230	Detroit, Mich. (Cass Technical)
38	Alex Grossman	K	R-Sr.	5-9	155	Woodbury, N.Y. (Syosset)
39	Troy Henderson	LB	R-So.	5-11	215	Cleveland, Ohio (St. Edward)
41	Ryan Guthrie	LB	Jr.	6-2	215	Cumming, Ga. (West Forsyth/Ellsworth CC)
42	Tyrell Richards	LB	Fr.	6-4	212	Brampton, Ontario, Canada (Clarkson Secondary School)
43	Ifeatu Melifonwu	DB	Fr.	6-3	195	South Grafton, Mass. (Grafton)
45	* Kenneth Ruff	DL	So.	6-1	284	Lauderhill, Fla. (Dillard)
46	Adam Dulka	LB	R-Fr.	5-9	219	Brecksville, Ohio (Huntington Valley University School)
47	** Matt Keller	LS	Jr.	5-11	207	Willow Street, Pa. (Penn Manor)
48	*** Cole Murphy	K	Sr.	6-3	215	Castaic, Calif. (Valencia)
49	Jesse Conners	TE	R-Fr.	6-2	222	Pittsford, N.Y. (Salisbury School (Conn.)/Holy Cross)
51	Shaquille Grosvenor	DL	So.	6-2	285	West Orange, N.J. (West Orange/Mesa CC)
52	** Kayton Samuels	DL	R-Jr.	6-0	319	Ellenwood, Ga. (Arabia Mountain)
53	Nathan Hines	LS	R-Jr.	6-6	246	Catonsville, Md. (Catonsville)
54	Curtis Harper	DL	Fr.	6-2	300	McKeesport, Pa. (McKeesport)
55	* Kendall Coleman	DL	So.	6-3	240	Indianapolis, Ind. (Cathedral)
56	Liam O'Sullivan	OL	R-Fr.	6-8	270	Chicago, Ill. (Maine South)
57	Dakota Davis	OL	Fr.	6-5	315	Mount Airy, Md. (Glenelg)
57	Kingsley Jonathan	DL	Fr.	6-3	245	Baltimore, Md. (St. Frances Academy)
58	* Donnie Foster	OL	R-Jr.	6-3	314	Savannah, Ga. (IMG Academy (Fla.))

No.	Name	Pos.	Cl.	Ht.	Wt.	Hometown (High School/Previous School)
59	** Aaron Roberts	OL	R-Jr.	6-4	297	Chicago, Ill. (De La Salle Institute)
60	** Cody Conway	OL	Jr.	6-6	296	Plainfield, Ill. (Plainfield North)
61	* Samuel Clausman	OL	R-So.	6-3	331	Pembroke Pines, Fla. (St. Thomas Aquinas)
63	* Evan Adams	OL	R-So.	6-6	338	Norwalk, Conn. (Norwalk)
64	* Colin Byrne	OL	R-So.	6-5	299	Coral Springs, Fla. (St. Thomas Aquinas)
65	*** Jamar McGloster	OL	R-Sr.	6-7	309	Hillside, N.J. (Saint Anthony)
68	Airon Servais	OL	R-Fr.	6-6	305	Green Bay, Wis. (Ashwaubenon)
69	Patrick Davis	OL	R-Fr.	6-5	320	Gatineau, Quebec, Canada (Champlain Regional College)
72	* Andrejas Duerig	OL	R-So.	6-3	321	Lowell, Ind. (Mount Carmel)
75	Sam Heckel	OL	R-Fr.	6-4	292	Waukesha, Wis. (Waukesha West)
76	* Keaton Darney	OL	R-Jr.	6-3	285	Los Angeles, Calif. (Loyola)
77	Mike Clark	OL	R-Fr.	6-8	292	Exton, Pa. (Downingtown East)
80	K.K. Hahn	WR	R-Fr.	5-10	172	Bethesda, Md. (IMG Academy (Fla.))
81	Cameron Jordan	WR	Fr.	6-3	195	Wheatley Heights, N.Y. (Half Hollow Hills West)
82	Nykeim Johnson	WR	Fr.	5-8	163	Washington, D.C. (Friendship Academy)
83	*** Sean Avant	WR	R-Sr.	5-10	217	Miramar, Fla. (Miramar)
84	Joe Pasquale	TE	Jr.	6-6	244	Valley Stream, N.Y. (Hewlett)
85	* Josh Black	DL	So.	6-3	250	Loves Park, Ill. (Harlem)
85	Ben Brickman	WR	Jr.	5-8	178	Menands, N.Y. (Shaker/Hudson Valley CC)
86	Adly Enoicy	WR	R-Jr.	6-5	228	Delray Beach, Fla. (Atlantic Community)
87	Sharod Johnson	WR	Fr.	5-11	170	Miami, Fla. (Booker T. Washington)
88	Clay Austin	WR	Sr.	5-9	172	Montclair, N.J. (Seton Hall Prep)
89	Aaron Hackett	TE	Fr.	6-3	230	Venice, Fla. (Venice)
90	Emerson Womble	K	So.	5-9	180	Overland Park, Kan. (Blue Valley North)
91	Zach Morton	DL	Fr.	6-4	220	Detroit, Mich. (Cass Technical)
92	Nolan Cooney	P/K	R-Fr.	6-3	208	East Greenwich, R.I. (East Greenwich/Bridgton Academy (Maine))
93	Josh Allen	DL	R-Jr.	6-4	260	Hawthorne, Calif. (West Torrance/Long Beach City College)
95	** Chis Slayton	DL	R-Jr.	6-4	315	University Park, Ill. (Crete Monee)
97	Brandon Berry	DL	R-So.	6-4	223	Griffin, Ga. (Griffin/Highland CC)
98	* McKinley Williams	DL	So.	6-4	292	Miramar, Fla. (Dillard)
99	* Jake Pickard	DL	R-So.	6-5	250	Short Hills, N.J. (Millburn)

* - Letters won

COACHES & SUPPORT STAFF

Head Coach: Dino Babers (Hawaii '84) - 2nd season at SU
Assistant Head Coach/Wide Receivers: Kim McCloud
Co-Offensive Coordinator/Quarterbacks: Sean Lewis
Co-Offensive Coordinator/Offensive Line: Mike Lynch
Defensive Coordinator/Linebackers: Brian Ward
Special Teams Coordinator/Running Backs: Justin Lustig
Tight Ends: Reno Ferri
Secondary: Nick Monroe
Defensive Tackles: Vinson Reynolds
Defensive Ends: Steve Stanard
Graduate Assistant (Defense): Trenton Greene
Graduate Assistant (Defense): Adam Gristick
Graduate Assistant (Offense): Macky MacPherson
Graduate Assistant (Offense): Laneous Sampson
Quality Control (Special Teams): Jeff LePak
Quality Control (Defense): Bart Tanski
Assistant AD/Athletic Performance: Sean Edinger
Assistant Strength & Conditioning Coach: Jose Rodriguez
Assistant Strength & Conditioning Coach: Jeff Sobol
Assistant Strength & Conditioning Coach: Wayne Tuckson
Director of Operations: Brad Wittke
Director of Player Development: Roy Wittke
Director of Player Personnel: Dave Boller
Director of High School Relations: J.B. Gerald
Director of Recruiting Operations: Asil Mulbah
Recruiting Assistant (Graphic Design): Seth Reedy
Quality Control (Recruiting): Kramer Cook
Quality Control (Recruiting): Steve Schrum
Director of Video Operations: Austin Beehner

Assistant Video Coordinator: Shawn Emmons
Head Athletic Trainer: Tim Pike
Assistant Athletic Trainer: Brandon Hall
Head Equipment Manager for Football: Jim Schlensker
Administrative Assistant for Dino Babers: Katie Berardi
Administrative Specialist for Recruiting: Laurene Porillo
Office Coordinator: Sara Schiavone



ALPHABETICAL ROSTER

No.	Name	Pos.
57	Kingsley Jonathan	DL
16	Carl Jones	DB
81	Cameron Jordan	WR
47	Matt Keller	LS
31	Kyle Kleinberg	TE
15	Anthony Lombardi	DB
16	Zack Mahoney	QB
21	Jordan Martin	DB
65	Jamar McGloster	OL
43	Ifeatu Melifonwu	DB
91	Zach Morton	DL
48	Cole Murphy	K
21	Moe Neal	RB
56	Liam O'Sullivan	OL
26	Sean Onwualu	DB
84	Joe Pasquale	TE
26	Tyrone Perkins	RB
3	Ervin Phillips	WR
99	Jake Pickard	DL
6	Ravian Pierce	TE
22	Markenzy Pierre	RB
42	Tyrell Richards	LB
10	Sean Riley	WR
59	Aaron Roberts	OL
45	Kenneth Ruff	DL
52	Kayton Samuels	DL
68	Airon Servais	OL
95	Chris Slayton	DL
4	Dontae Strickland	RB
35	Kyle Strickland	DB
32	Allen Stritzinger	RB
23	Jonathan Thomas	LB
12	R. Thompson-Bishop	WR
33	Kadeem Trotter	LB
36	Tim Walton	DL/LB
25	Kielan Whitner	LB
98	McKinley Williams	DL
6	Rodney Williams	DB
90	Emerson Womble	K
29	Otto Zaccardo	RB

PRONUNCIATION GUIDE

Players

Sean **Avant** Uh-vont
 Devon Clarke Duh-von
 Samuel **Clausman** Clause-man
 Shyheim Cullen Shy-heem
 Andrejas **Duerig** Andreas Der-ig
 Eric **Dungey** Dun-jee
 Daivon Ellison Day-von
 Adly **Enoicy** Ad-lee Ee-noice-ee
 Shaquille **Grosvenor** Grows-ven-or
 Steve **Ishmael** Ish-mail
 Nykeim Johnson Nye-keem
 Ifeatu **Melifonwu** Eh-fah-too Mel-eh-fon-wu
 Sean **Onwualu** On-wall-ooo
 Joe **Pasquale** Pass-squall-ee
 Ravian Pierce Ray-veon
 Airon **Servais** Aaron Service
 Kielan Whitner Kai-lin (rhymes with sky)
 Emerson **Womble** Wom-bull
 Otto **Zaccardo** Zuh-cardo

Coaches

Reno **Ferri** Fuh-ree

START CHART

	'13	'14	'15	'16	Streak	Career
Offense						
Steve Ishmael	-	5	12	9	-	26
Ervin Philips	-	2	8	12	19	22
Eric Dungey	-	-	7	9	-	16
Dontae Strickland	-	-	0	12	12	12
Aaron Roberts	-	-	0	12	12	12
Jamar McGloster	-	0	0	12	12	12
Evan Adams	-	-	-	9	9	9
Cody Conway	-	-	0	8	5	8
Colin Byrne	-	-	-	8	-	8
Zack Mahoney	-	-	4	3	3	7
Donnie Foster	-	-	0	2	2	2

	'13	'14	'15	'16	Streak	Career
Defense						
Zaire Franklin	-	3	12	12	27	27
Parris Bennett	-	0	8	12	12	20
Chris Slayton	-	-	5	12	12	17
Kayton Samuels	-	-	12	5	2	17
Antwan Cordy	-	1	12	2	-	15
Rodney Williams	-	0	5	10	10	15
Jordan Martin ^	1	8	-	5	5	14
Kendall Coleman	-	-	-	11	5	11
Cordell Hudson	-	-	5	5	-	10
Josh Black	-	-	-	9	9	9
Daivon Ellison	-	-	0	9	-	9
Jonathan Thomas	-	0	0	9	-	9
Christopher Fredrick	-	-	-	6	6	6
Juwan Dowels	-	-	5	1	-	6
Kielan Whitner	-	-	0	3	1	3
Devin M. Butler *	0	2	1	-	-	3
McKinley Williams	-	-	-	1	-	1

^ - at Toledo

* - at Notre Dame

	'13	'14	'15	'16	Streak	Career
Specialists						
Cole Murphy	-	9	12	12	33	33
Sterling Hofrichter	-	-	-	12	12	12

OFFENSE

QB	2	Eric Dungey (6-3, 222, Jr.)
	16	Zack Mahoney (6-2, 217, Sr.)
RB	4	Dontae Strickland (5-11, 207, Jr.)
	21	Moe Neal (5-11, 182, So.)
WR	8	Steve Ishmael (6-2, 209, Sr.)
	86	Adly Enoicy (6-5, 228, R-Jr.)
WR	3	Ervin Philips (5-11, 181, Sr.)
	10	Sean Riley (5-8, 155, So.)
OR		
	83	Sean Avant (5-10, 217, R-Sr.)
WR	17	Jamal Custis (6-5, 227, R-Jr.)
OR	5	Devin C. Butler (6-3, 196, So.)
TE	6	Ravian Pierce (6-3, 237, Jr.)
	31	Kyle Kleinberg (6-0, 208, Jr.)
LT	60	Cody Conway (6-6, 296, Jr.)
	56	Liam O'Sullivan (6-8, 270, R-Fr.)
LG	59	Aaron Roberts (6-4, 297, R-Jr.)
	69	Patrick Davis (6-5, 320, Fr.)
C	68	Airon Servais (6-6, 305, R-Fr.)
	75	Sam Heckel (6-4, 292, R-Fr.)
RG	63	Evan Adams (6-6, 338, R-So.)
	64	Colin Byrne (6-5, 299, R-So.)
RT	65	Jamar McGloster (6-7, 309, R-Sr.)
	77	Mike Clark (6-8, 292, R-Fr.)

DEFENSE

DE	85	Josh Black (6-3, 250, So.)
	99	Jake Pickard (6-5, 250, R-So.)
NT	98	McKinley Williams (6-4, 292, So.)
	45	Kenneth Ruff (6-1, 284, So.)
DT	95	Chris Slayton (6-4, 315, R-Jr.)
	52	Kayton Samuels (6-0, 319, R-Jr.)
DE	55	Kendall Coleman (6-3, 240, So.)
	97	Brandon Berry (6-4, 223, R-So.)
WLB	30	Parris Bennett (6-0, 216, Sr.)
	41	Ryan Guthrie (6-2, 215, Jr.)
MLB	4	Zaire Franklin (6-0, 236, Sr.)
	12	Andrew Armstrong (6-2, 226, So.)
SLB	23	Jonathan Thomas (6-1, 209, Sr.)
	25	Kielan Whitner (6-0, 202, Jr.)
CB	18	Scoop Bradshaw (5-11, 167, So.)
	9	Juwan Dowels (5-10, 183, R-Jr.)
FS	8	Antwan Cordy (5-8, 181, R-Jr.)
	19	Daivon Ellison (5-8, 181, Jr.)
SS	14	Evan Foster (6-0, 211, So.)
	6	Rodney Williams (5-10, 191, R-Jr.)
CB	28	Christopher Fredrick (5-11, 193, R-So.)
	7	Devin M. Butler (6-1, 189, R-Sr.)

SPECIAL TEAMS

KO	48	Cole Murphy (6-3, 215, Sr.)
PK	48	Cole Murphy (6-3, 215, Sr.)
P	35	Sterling Hofrichter (5-9, 196, R-So.)
LS	47	Matt Keller (5-11, 207, Jr.)
	53	Nathan Hines (6-6, 246, R-Jr.)
Hold	35	Sterling Hofrichter (5-9, 196, R-So.)
	16	Zack Mahoney (6-2, 217, Sr.)
KR	10	Sean Riley (5-8, 155, So.)
	24	Shyheim Cullen (6-0, 209, R-So.)
PR	10	Sean Riley (5-8, 155, So.)



FASTER

SYRACUSE FOOTBALL 2017



EVAN ADAMS

63

Redshirt Sophomore
Offensive Line • 6-6 • 338
Norwalk, Conn./Norwalk HS

Career Overview: Joined the starting lineup in 2016 following an injury to right guard Omari Palmer ... Redshirted in 2015 ... One letter.

Freshman Year (2016): Played in all 12 games, starting nine at right guard ... Logged 738 snaps and ranked second on the team with 29 knockdown blocks ... Helped pave the way for an Orange unit that amassed 5,290 yards of offense (440.8 ypg), the second-highest season total yardage figure in school history ... SU surpassed 500 yards of total offense in three of Adams' nine starts ... Key protector of SU's quarterbacks who ranked 11th nationally and second in the ACC in passing (321.3 ypg) ... Made his first career start at Connecticut (9/24) and recorded three knockdown blocks in 67 snaps ... Played a season-high 110 snaps and tallied four knockdown blocks at Pittsburgh (11/26) to help the Orange rack up a season-high 668 yards of offense, including 228 rushing yards ... Matched his season high with four knockdown blocks versus NC State (11/12) and Florida State (11/19).

2015: Redshirt season.

High School: Played for head coach Sean Ireland ... 2014 *New Haven Register* All-State selection ... *PrepStar* All-East Region honoree ... Named to the 2014 All-FCIAC First Team ... Member of the Hearst Connecticut Media Super 33 All-Star Football Team ... Recorded 46 tackles, including five tackles for loss, and four sacks as a senior captain ... Member of the National Honor Society.

Personal: Evan E. Adams ... Born in April 1997 in Norwalk, Conn. ... Son of Alisa Adams ... Child and family studies major.



ANDREW ARMSTRONG

12

Sophomore
Linebacker • 6-2 • 226
Youngstown, Ohio/Cardinal Mooney HS

Career Overview: As a reserve linebacker and special teams player, Armstrong was one of 12 true freshmen to see the field in 2016 ... One letter.

Freshman Year (2016): Appeared in all 12 games and recorded 16 tackles, including six solo ... At Connecticut (9/24), saw his first extended action on defense and made a career-high four tackles ... Credited with two tackles and his first quarterback pressure versus Florida State (11/19) ... Three tackles (all assisted) at Pittsburgh (11/26) ... ACC Honor Roll selection ... Member of the 2016 Fall SU Athletic Director's Honor Roll.

High School: Linebacker and tight end for head coach PJ Fecko at Cardinal Mooney High School ... Earned a three-star rating and ranked the No. 44 outside linebacker (No. 2 OLB in Ohio) in the Class of 2016 by Scout.com ... Two-time All-Ohio Division IV First Team selection ... Earned Associated Press Division IV All-State Special Mention in 2014 and AP Division IV All-State First Team honors in 2015 ... As a senior, racked up 83 tackles, five tackles for loss, two sacks, five interceptions and five pass breakups at strong safety ... Made 19 receptions for 448 yards and four touchdowns as a tight end ... Also played baseball and basketball ... Power forward for the basketball team and averaged more than 20 points a game as a senior ... Set the Cardinal Mooney single-season record for ERA (0.81) as a pitcher for the baseball team.

Personal: Andrew J. Armstrong ... Born in August 1997 in Florence, Ky. ... Son of Jim and Donna Armstrong ... One sister ... Selected studies major in the School of Education.

CAREER STATISTICS AND BESTS

DEFENSE

	GP-GS	S	A	T	TFL	Sacks	FF	FR	INT	PB
2016	12-0	6	10	16	0.0-0	0.0-0	0	0-0	0-0	0

Tackles: 4 at Connecticut, 2016



CLAY AUSTIN

88

Senior
Wide Receiver • 5-9 • 172
Montclair, N.J./Seton Hall Prep

Career Overview: Senior reserve wide receiver joined the football team during 2015 fall camp after competing as a sprinter for the Orange indoor and outdoor track teams in 2013-14.

Junior Year (2016): Did not play in any games.

Sophomore Year (2015): Made his college football debut as a gunner on the punt coverage team at Louisville (11/7).

Freshman Year (2013-14 Track & Field): Set personal bests in the 60-meter dash (7.05 seconds) and 300-meter dash (35.65 seconds) at the Greg Page Cornell Relays during the indoor season ... In outdoor competition, helped the 4x100-meter relay team to a fourth-place finish with a time of 40.74 seconds at the ACC Championship ... Clocked a personal best in the 200-meter dash (22.47 seconds) at the Princeton Elite Meet ... Took fourth place in the 200-meter dash with a time of 22.26 seconds at the Cornell Big Red Invitational.

High School: Wide receiver for three seasons for head coach John Finnegan ... Earned first-team all-conference and all-county honors ... Honorable mention all-state selection ... As a senior, had 32 receptions for 556 yards (17.4 avg.) and six touchdowns ... Finished his career with 51 catches for 902 yards (17.7 avg.) and 10 TDs ... Recorded 1,087 career all-purpose yards and 11 total touchdowns ... Ran varsity track for four years and was second-team all-state as a senior.

Personal: Clay N. Austin ... Born in October 1995 in Livingston, N.J. ... Son of Kelly Austin and James Pitts ... Four sisters, one brother ... Stepsister, Maya Pitts, played for the SU women's soccer team from 2012-15 ... Stepbrother, Jimmy Pitts, played defensive back at Villanova from 2008-11 ... Communication and rhetorical studies major.



SEAN AVANT

83

Redshirt Senior
Wide Receiver • 5-10 • 217
Miramar, Fla./Miramar HS

Career Overview: Reserve wide receiver ... Played in 22 games over three seasons ... Redshirted in 2013 ... Three letters.

Junior Year (2016): Appeared in seven games ... Attempted a pass against Florida State (11/19) ... ACC Honor Roll selection ... Member of the 2017 Spring SU Athletic Director's Honor Roll.

Sophomore Year (2015): Played in eight games and caught four passes for 37 yards ... Made his first reception of the season for five yards in SU's season-opening win against Rhode Island (9/4) ... Attempted the first pass of his career versus Wake Forest (9/12) ... Had a career-long, 12-yard catch versus Central Michigan (9/19) ... Also made receptions at USF (10/10) and at Virginia (10/17) ... ACC Honor Roll ... Named to the SU Athletic Director's Honor Roll both semesters.

Freshman Year (2014): Played in seven games ... Against Florida State (10/11), made his collegiate debut and caught two passes for 13 yards ... At Pittsburgh (11/22), had one catch for eight yards ... ACC Honor Roll ... Member of the Fall 2014 and Spring 2015 SU Athletic Director's Honor Rolls.

2013: Redshirt season.

High School: Played for head coach Damon Cogdell ... Helped lead Miramar to a regional championship in 2011 ... 2012 Miramar Sports All-County Honorable Mention selection ... As a junior, caught 32 passes for 501 yards ... As a senior team captain, had 24 catches for 223 yards and two touchdowns.

Personal: Sean L. Avant ... Born in September 1994 in Miami, Fla. ... Son of LaShonda Schultz ... One brother, one sister ... Earned his undergraduate degree in communication and rhetorical studies ... Pursuing a master's in instructional design, development and evaluation.

CAREER STATISTICS AND BESTS

RECEIVING

	GP-GS	No.	Yds	Avg.	TD	Lg	Avg./G
2014	7-0	3	21	7.0	0	8	3.0
2015	8-0	4	37	9.3	0	12	4.6
2016	7-0	0	0	0.0	0	0	0.0
Total	22-0	7	58	8.3	0	12	2.6

Receptions: 2 vs. Florida State, 2014

Receiving Yards: 13 vs. Florida State, 2014

Long Reception: 12 vs. Central Michigan, 2015

Pass Attempts: 1, twice, last vs. Florida State, 2016



PARRIS BENNETT

30

Senior
Linebacker • 6-0 • 216
Detroit, Mich./University of Detroit Jesuit HS

Career Overview: Senior who is second among active SU defenders with 158 tackles in 28 games (5.6 avg.) ... In 2016, teamed with Zaire Franklin to become the first pair of SU teammates since 2003 with 100+ tackles each in a season ... Eight career games with 10+ tackles and two with 15+ tackles (both in 2016) ... Three letters.

Junior Year (2016): All-ACC Honorable Mention (Media) ... Started all 12 games ... Led the Orange with 110 tackles, the most for an SU defender since Derrell Smith had 114 in 2010 ... Third in the ACC in tackles per game (9.2) ... Averaged 9.4 tackles per contest in ACC play ... Six double-digit tackle games ... Tied or led the Orange in tackles seven times ... Ranked fifth in the ACC and led the team with three forced fumbles ... Third on the team in tackles for loss (6.5) and pass breakups (3) ... Served as SU's defensive game captain twice ... Against Louisville (9/9), tallied seven tackles, two forced fumbles and one pass breakup ... Against USF (9/17), was the team's defensive game captain and recorded three tackles ... At Connecticut (9/24), made 14 tackles, including 0.5 for a loss, and broke up a career-best two passes ... Made a career-high 17 tackles (15 assists) versus Notre Dame (10/1), the most stops for an Orange defender since 2004 (Jerry Mackey 17 at Virginia). Bennett's 15 assisted tackles ranked third on the school single-game record list ... At Wake Forest (10/8), posted his third consecutive double-digit tackle game with 12 stops, including a personal-best 1.5 for a loss, and caused a fumble ... Logged 11 tackles at Boston College (10/22) and intercepted the second pass of his career, returning it seven yards ... Carded 16 tackles and served as SU's defensive game captain at Clemson (11/5) ... Against NC State (11/12), notched 11 tackles and tied his personal best with 1.5 tackles for loss ... Registered eight tackles, including matching his career high with 1.5 behind the line of scrimmage, at Pittsburgh (11/26).

Sophomore Year (2015): Started the first eight games ... Missed the last four games due to injury ... Third on the team with 44 tackles (32 solo), including 3.5 for a loss ... Led SU in tackles three times (vs. Wake Forest, vs. Central Michigan, at Virginia) ... Had two games of 10+ tackles, including a season-high 13 stops at Virginia (10/17) ... Against Wake Forest (9/12), credited with a team-high eight tackles, including one for a loss. Also picked off his first career pass in the opening quarter against the Demon Deacons ... Followed it up with a team-best 10 tackles, including one for a loss, and recovered the first fumble of his career in the Orange's overtime win against Central Michigan (9/19) ... Had four tackles versus LSU (9/26) ... Made six stops at USF (10/10) ... Made one tackle at Florida State (10/31) before leaving the game with an injury ... Named to the SU Athletic Director's Honor Roll in the fall.

Freshman Year (2014): Played in eight games and made four tackles ... Made his collegiate debut against Villanova (8/29) ... At Wake Forest (10/18), had a season-best three tackles, including two solo, and one for a loss ... At Pittsburgh (11/22), had one solo tackle.

High School: 2013 all-state and all-metro selection for head coach Oscar Olejniczak ... Selected to play in the 2014 Ohio-Michigan Border Classic ... Team captain as a senior ... 2012 all-metro, all-city and all-league selection as a linebacker and wide receiver ... Totaled 139 tackles and one forced fumble on defense, and caught 14 passes for 239 yards and two touchdowns on offense during his high school career ... Also played basketball for two seasons.

Personal: Parris Dominick Bennett ... Born in February 1996 in Southfield, Mich. ... Son of Antonio and Michelle Kimble ... One sister ... Communication and rhetorical studies major.



CAREER STATISTICS AND BESTS

DEFENSE

	GP-GS	S	A	T	TFL	Sacks	FF	FR	INT	PB
2014	8-0	3	1	4	1.0-2	0.0-0	0	0-0	0-0	0
2015	8-8	32	12	44	3.5-5	0.0-0	0	1-0	1-5	0
2016	12-12	56	54	110	6.5-59	0.0-0	3	0-0	1-7	3
Total	28-20	91	67	158	11.0-66	0.0-0	3	1-0	2-12	3

Tackles: 17 vs. Notre Dame, 2016

TFL: 1.5, three times, last at Pittsburgh, 2016

Interceptions: 1, twice, last at Boston College, 2016

Forced Fumbles: 2 vs. Louisville, 2016

Fumble Recoveries: 1 vs. Central Michigan, 2015

Pass Breakups: 2 at Connecticut, 2016



JOSH BLACK

85

Sophomore

Defensive Line • 6-3 • 250

Loves Park, Ill./Harlem HS

Career Overview: Sophomore was one of 12 true freshmen to see game action in 2016 ... Moved into the starting lineup at defensive end after three games and remained with the first string the rest of the season ... One letter.

Freshman Year (2016): Played in 10 games, starting the last nine ... Carded 21 tackles, including four for a loss, and 1.5 sacks ... Seven multi-tackle games ... Made his college debut versus USF (9/17) and threw running back Chris Barr for a loss of six yards in the fourth quarter ... Inserted into the starting lineup the next week at Connecticut (9/24) and made two tackles ... Career-high four tackles, including half a sack, versus Notre Dame (10/1) ... Had two tackles, including his first career solo sack, in SU's win at Boston College (10/22) ... Tied his personal best with four tackles at Clemson (11/5).

High School: Played offensive tackle and defensive end for head coach Jim Morrow ... Received a three-star rating from ESPN, Scout.com, Rivals.com and 247Sports.com ... Ranked the No. 4 defensive end in the state of Illinois and No. 73 at his position in the Class of 2016 by Scout.com ... No. 31 overall prospect in Illinois according to Rivals.com and ranked 40th in the state by ESPN ... 2015 *News Gazette* All-State Special Mention ... *PrepStar* All-Midwest Region selection ... Two-time All-NIC 10 Conference pick ... Named the MaxPreps.com Defensive Player of the Game after recording 10 tackles, five tackles for loss, two sacks and one pass deflection against Guilford in 2015 ... Totaled 57 tackles, 13 tackles for loss, seven sacks and blocked two kicks as a senior ... Team MVP and captain ... Also threw the shot put for the track & field team for two years.

Personal: Joshua Noel Black ... Born in December 1997 ... Son of Cyndy and Leon Black ... One brother, one sister ... Health and exercise science major.

CAREER STATISTICS AND BESTS

DEFENSE

	GP-GS	S	A	T	TFL	Sacks	FF	FR	INT	PB
2016	10-9	11	10	21	4.0-26	1.5-15	0	0-0	0-0	0

Tackles: 4, twice, last at Clemson, 2016

TFL: 1.0, three times, last vs. Florida State, 2016

Sacks: 1.0 at Boston College, 2016



SCOOP BRADSHAW

18

Sophomore

Defensive Back • 5-11 • 167

Tampa, Fla./Plant HS

Career Overview: Sophomore was one of 12 true freshmen to play for the Orange in 2016 ... Made an impact on special teams and saw increased snaps at cornerback as the season went along ... One letter.

Freshman Year (2016): Appeared in 10 games ... Broke up the first pass of his career at Boston College (10/22) ... Career-high two tackles and broke up a pass at Clemson (11/5).

High School: Played for head coach Robert Weiner at Plant High School ... Rated three stars by 247Sports.com, ESPN and Scout.com ... No. 15 safety in the state of Florida, according to Scout.com ... Ranked the No. 81 safety in the Class of 2016 by 247Sports.com ... Helped Plant to its 11th straight district championship in 2015 ... Earned Associated Press Class 7A All-State Honorable Mention honors and *Tampa Bay Times* All-Tampa Bay Honorable Mention accolades as a senior ... *PrepStar* All-Southeast Region selection ... As a junior, recorded 110 tackles, 26 tackles for loss, three sacks, two interceptions, two forced fumbles and one fumble recovery ... Made more than 300 tackles, intercepted 15 passes, tallied 13 sacks and scored 11 touchdowns in his career ... Team captain as a senior.

Personal: Johayward D. (Scoop) Bradshaw ... Born in June 1997 in Tampa, Fla. ... Son of Ishamere Johnson ... Three brothers, one sister ... Communication and rhetorical studies major.

CAREER STATISTICS AND BESTS

DEFENSE

	GP-GS	S	A	T	TFL	Sacks	FF	FR	INT	PB
2016	10-0	2	1	3	0.0-0	0.0-0	0	0-0	0-0	2

Tackles: 2 at Clemson, 2016

Pass Breakups: 1, twice, last at Clemson, 2016



BEN BRICKMAN

85

Junior

Wide Receiver • 5-8 • 178

Menands, N.Y./Shaker HS

Career Overview: Joined the Orange as a walk-on during 2017 spring practice and was named to the SU Athletic Director's Honor Roll ... Played his first two seasons at Hudson Valley Community College (N.Y.) where he was coached by former SU quality control assistant Mike Muehling.

Sophomore Year (2016 at Hudson Valley CC): Played in eight games for the Vikings and caught three passes for 37 yards (12.3 avg.) ... Made a season-long reception of 21 yards against the SUNY Morrisville JV team (9/4).

Freshman Year (2014 at Hudson Valley CC): Did not record any statistics ... Member of a Vikings squad that went 8-2 and earned a berth in the Salt City Bowl versus Hutchinson Community College (Kan.).

High School: Attended Shaker High School ... Did not participate in athletics.

Personal: Benjamin Samuel Brickman ... Born in October 1991 in Albany, N.Y. ... Son of Stephen and Lisa Brickman ... Two sisters ... Health and exercise science major.



DEVIN C. BUTLER

5

Sophomore

Wide Receiver • 6-3 • 196

District Heights, Md./Frederick Douglass HS

Career Overview: Versatile player who has found a home at outside receiver after also working at running back during 2016 preseason camp ... One of 12 true freshmen to see the field for SU in 2016.

Freshman Year (2016): Played in five games as a reserve receiver and on special teams ... Caught two passes for 14 yards versus Notre Dame (10/1) ... Missed the last six games of the year due to injury.

High School: Played quarterback and defensive back for head coach J.C. Pinkney ... Rated three stars by ESPN, Scout.com and 247Sports.com ... No. 61 athlete in the Class of 2016 according to ESPN, and rated the 64th-best athlete in the class by 247Sports.com ... Fifth-best safety prospect in the state of Maryland, according to Scout.com ... PrepStar All-Atlantic Region selection ... Earned 2015 *Washington Post* All-Met honors at defensive back ... Racked up 5,549 career yards of total offense (3,226 passing, 2,323 rushing) and accounted 74 touchdowns ... As a junior, threw for 884 yards with 14 touchdown passes, and rushed for 947 yards and nine scores, to lead the Eagles to their first Maryland 2A state title ... Passed for 591 yards and seven touchdowns, and rushed for 702 yards and 16 TDs as a senior ... Also a sprinter for the Douglass track team.

Personal: Devin Christopher Butler ... Born in February 1998 in Washington, D.C. ... Son of Tanya Moreland ... Five sisters, two brothers ... Enrolled in the David B. Falk College of Sport and Human Dynamics.

CAREER STATISTICS AND BESTS

RECEIVING

	GP-GS	No.	Yds	Avg.	TD	Lg	Avg./G
2016	5-0	2	14	7.0	0	15	2.8

Receptions: 2 vs. Notre Dame, 2016

Receiving Yards: 14 vs. Notre Dame, 2016

Long Reception: 15 vs. Notre Dame, 2016



DEVIN M. BUTLER

7

Redshirt Senior

Defensive Back • 6-1 • 189

Washington, D.C./Gonzaga HS/Notre Dame

Career Overview: Graduate transfer from Notre Dame ... Joined the Orange in January 2017 and participated in spring practice ... In three seasons for the Irish, played in 37 games as a cornerback and on special teams ... Recorded 39 tackles, seven passes defended and one interception in his Notre Dame career ... Redshirted in 2016.

2016 (at Notre Dame): Redshirt season.

Junior Year (2015 at Notre Dame): Played in all 12 regular-season games and started the regular-season finale at Stanford (11/28) ... Missed the Fiesta Bowl against Ohio State with a broken foot ... Posted 11 tackles, seven on special teams, which was tied for third-most on the squad ... Season-high three tackles at Virginia (9/12) and at Stanford ... Credited with pass breakups against Massachusetts (9/26) and Stanford ... Recovered a fumble on the opening kickoff of the second half versus Navy (10/10), which led to a short Irish touchdown.

Sophomore Year (2014 at Notre Dame): Played in all 13 games and started against Arizona State (11/8) and USC (11/29) ... His start against the Sun Devils was the first of his career ... Registered 23 tackles, including 21 solo stops, as well as five passes defended, four pass breakups, one forced fumble and one interception ... One tackle and forced a fumble in the Irish's season-opening victory over Rice (8/30) ... Logged significant plays with the first-team defense in a 30-14 victory over Purdue (9/13), collecting four tackles and making the first interception of his career ... Two solo tackles against North Carolina (10/11) ... Replaced an injured Cody Riggs at Arizona State and registered two tackles and two pass breakups ... Logged six solo tackles against Northwestern (11/15) ... Had an assisted tackle and one pass breakup against Louisville (11/22) ... Notched a career-best seven tackles, including six solo stops, and one pass breakup at USC (11/29).

Freshman Year (2013 at Notre Dame): Appeared in 12 of Notre Dame's 13 games ... Made five tackles on the year, including four solo ... Also broke up a pass ... Recorded two tackles at Air Force (10/26) ... Posted solo stops against both Temple (8/31) and Navy (11/2) ... Split a tackle against Oklahoma (9/28) ... Broke up a pass at Pittsburgh (11/9).

High School: Wide receiver, defensive back and kick returner at Gonzaga for head coach Aaron Brady ... Ranked 193rd on the ESPN 300 list ... Ranked 189th on 247Sports.com's list of the nation's top 247 prospects ... Rated 36th nationally among cornerbacks by both Rivals.com and Scout.com ... 2012 *Washington Post* All-Met First Team honoree at defensive back after making 46 tackles, three interceptions and breaking up 10 passes as a senior ... Also named to the 2012 Washington Catholic Athletic Conference (WCAC) First Team for the second consecutive season and selected to the 2012 Pigskin Club of Washington All-Metropolitan Team ... Started at safety as a sophomore in 2010, then moved to cornerback as a junior in 2011 ... As a junior, had 43 tackles (23 solo) to go along with 12 pass breakups and seven interceptions, including one returned for a touchdown ... Also caught 11 passes for 168 yards and three TDs ... 2011 All-WCAC First Team honoree ... Selected to play in the Semper Fidelis All-American Bowl in California and made three tackles for the East team in its 17-14 victory ... Also selected for the Chesapeake Bowl All-Star Game ... Named to the USA Football U-19 National Team for the 2013 International Bowl versus Canada.

Personal: Devin Mychal Butler ... Born in April 1995 in Washington, D.C. ... Son of Anthony and Karen Butler ... One brother, one sister ... Graduated from Notre Dame in December 2016 with a degree in American studies ... Pursuing a master's degree at Syracuse in instructional design, development and evaluation.

CAREER STATISTICS AND BESTS

DEFENSE

	GP-GS	S	A	T	TFL	Sacks	FF	FR	INT	PB
2013	12-0	4	1	5	0.0-0	0.0-0	0	0-0	0-0	1
2014	13-2	21	2	23	0.0-0	0.0-0	1	0-0	1-0	3
2015	12-1	6	5	11	0.0-0	0.0-0	0	1-0	0-0	2
Total	37-3	31	8	39	0.0-0	0.0-0	1	1-0	1-0	6

Tackles: 7 at USC, 2014

Forced Fumbles: 1 vs. Rice, 2014

Fumble Recoveries: 1 vs. Navy, 2015

Interceptions: 1 vs. Purdue, 2014

Pass Breakups: 2 at Arizona State, 2014



COLIN BYRNE

64

Redshirt Sophomore
Offensive Line • 6-5 • 299
Coral Springs, Fla./St. Thomas Aquinas HS

Career Overview: Redshirt sophomore who has worked at both guard and center ... Redshirted in 2015 ... One letter.

Freshman Year (2016): Played in 10 games, including eight starts at center in place of the injured Jason Emerich ... Totaled 620 snaps and finished third on the team with 27 knockdown blocks ... Assisted an offense that amassed 5,290 total yards (440.8 ypg), the second-most in school history ... Team surpassed 500 yards of total offense in three of Byrne's eight starts ... Key protector of SU's quarterbacks who ranked 11th nationally and second in the ACC in passing (321.3 ypg) ... In his first career start versus USF (9/17), played 112 snaps and recorded eight knockdown blocks, the best single-game total for an SU lineman in 2016 ... Team-high seven knockdown blocks in 60 snaps at Clemson (11/5) ... Missed the Florida State (11/19) and Pittsburgh (11/26) games due to injury.

2015: Redshirt season.

High School: Played for head coach Rocco Casullo, a Syracuse native and son of former Orange assistant coach Bob Casullo, at St. Thomas Aquinas ... 2014 *Sun Sentinel* Florida Class 7A All-State Third Team selection ... Led St. Thomas Aquinas to a 15-1 record and the 2014 Class 7A state championship ... Team captain as a senior.

Personal: Colin James Byrne ... Born in September 1996 in Fort Lauderdale, Fla. ... Son of Sarah and Tim Byrne ... Two sisters ... Enrolled in the David B. Falk College of Sport and Human Dynamics.



MIKE CLARK

77

Redshirt Freshman
Offensive Line • 6-8 • 292
Exton, Pa./Downingtown East HS

Career Overview: At 6-foot-8, he and Liam O'Sullivan are the tallest players on the team ... Worked at right tackle during 2017 spring drills ... Redshirted in 2016.

2016: Redshirt season.

High School: Two-year starter for head coach Mike Matta ... Rated three stars by Scout.com, Rivals.com, ESPN and 247Sports.com ... No. 25 overall prospect in Pennsylvania, according to Rivals.com ... Ranked the fourth-best offensive tackle in the state of Pennsylvania by Scout.com and the No. 72 offensive tackle in the Class of 2016 by 247Sports.com ... Selected to the play in the 2016 Big 33 Football Classic ... Named to the 2015 All-Southeastern Pennsylvania First Team and 2015 Pennsylvania Sports Writers Class 4A All-State Team ... *PrepStar* All-East Region choice ... Two-time All-Ches-Mont League selection, including first-team honors as a senior ... Led the Cougars to an 11-1 record and the Ches-Mont League National Division title in 2015.

Personal: Michael James Clark ... Born in December 1997 ... Son of Eileen Clark ... One brother, one sister ... Uncle, Tim Clark, played baseball at LSU and was selected in the eighth round of the 1990 MLB Amateur Draft by the Milwaukee Brewers ... Communication and rhetorical studies major.



DEVON CLARKE

11

Redshirt Freshman
Defensive Back • 6-2 • 186
Kissimmee, Fla./Osceola HS

Career Overview: Second-year player missed 2016 preseason camp due to injury and redshirted the season.

2016: Redshirt season.

High School: Coached by Doug Nichols at Osceola High School ... Rated three stars by 247Sports.com, ESPN, Rivals.com and Scout.com ... Ranked the No. 20 safety in the state of Florida by Scout.com ... No. 80 safety in the Class of 2016, according to ESPN ... Helped Osceola to a 13-2 record and the Class 8A state title game in 2015, the Kowboys' second straight appearance in the state final ... Earned *PrepStar* All-Southeast Region honors.

Personal: Devon Samuel Malik Clarke ... Born in July 1997 in Kissimmee, Fla. ... Son of Pauline Lewis ... One brother, four sisters ... Enrolled in the David B. Falk College of Sport and Human Dynamics.



SAMUEL CLAUSMAN

61

Redshirt Sophomore
Offensive Line • 6-3 • 331
Pembroke Pines, Fla./St. Thomas Aquinas HS

Career Overview: Reserve offensive lineman who was the primary backup at left guard in 2016 ... Redshirted in 2015 ... One letter.

Freshman Year (2016): Played in 10 games, mainly as a member of the PAT/field goal unit ... Played 31 offensive snaps at guard, including a season-high nine at Clemson (11/5) and versus Florida State (11/19).

2015: Redshirt season.

High School: Played for head coach Rocco Casullo, a Syracuse native and son of former Orange assistant coach Bob Casullo, at St. Thomas Aquinas ... 2014 Florida Class 7A All-State First Team ... Helped lead St. Thomas Aquinas to a 15-1 record and the 2014 Class 7A state championship ... One of the top scorers at the 2014 Nike SPARQ Combine ... Invited to the 2014 Miami Nike Football Training Camp ... Also threw the discus for St. Thomas Aquinas' state champion track & field team as a junior.

Personal: Samuel K. Clausman ... Born in February 1997 in Pembroke Pines, Fla. ... Son of Mike and Debi Clausman ... One sister ... Food studies major.



KENDALL COLEMAN

55

Sophomore
Defensive Line • 6-3 • 240
Indianapolis, Ind./Cathedral HS

Career Overview: Sophomore was one of 12 true freshmen to see the field in 2016 ... First true freshman to start a season opener at defensive end for the Orange since SU switched from a 3-4 to a primarily 4-3 alignment in 1996 ... One letter.

Freshman Year (2016): Played in all 12 games at defensive end, with 11 starts ... Led all SU true freshmen with 29 tackles ... Credited with a team-high four quarterback pressures ... Started his college debut versus Colgate (9/2) and made four tackles ... Career-high five tackles at Connecticut (9/24) ... Against Virginia Tech (10/15), had one tackle and blocked an extra point ... It was the first blocked PAT for a Syracuse defender since the 2012 season ... Two tackles, including his first career sack for a loss of 10 yards, versus NC State (11/12).

High School: Played for head coach Rick Streiff at Cathedral High School ... Earned a three-star rating across the board from 247Sports.com, ESPN, Rivals.com and Scout.com ... Ranked the No. 2 defensive end in the state of Indiana by Scout.com ... No. 31 defensive end in the Class of 2016, according to Rivals.com ... 2015 American Family Insurance All-USA *Today* Indiana honoree ... Named to the Indiana Football Coaches Association Top 50 All-State Team ... Two-time Associated Press All-State First Team selection ... *PrepStar* All-Midwest Region choice ... Recorded 43 tackles, 11 tackles for loss and five sacks as a senior ... As a junior, tallied 16 tackles for loss, including 7.5 sacks, to lead Cathedral to its fifth consecutive Class 5A state championship ... Team captain and defensive MVP as a senior ... Also played basketball.

Personal: Kendall Nicholas Coleman ... Born in April 1998 in Indianapolis, Ind. ... Son of Kevin and Nikola Coleman ... One brother, one sister ... Cousin, Jon Hill, played football at Butler University ... Enrolled in the David B. Falk College of Sport and Human Dynamics.

CAREER STATISTICS AND BESTS

DEFENSE

	GP-GS	S	A	T	TFL	Sacks	FF	FR	INT	PB
2016	12-11	13	16	29	1.5-11	1.0-10	0	0-0	0-0	0

Tackles: 5 at Connecticut, 2016

TFL: 1.0 vs. NC State, 2016

Sacks: 1.0 vs. NC State, 2016

Blocked Kicks: 1 (PAT) vs. Virginia Tech, 2016



JESSE CONNERS

49

Redshirt Freshman
Tight End • 6-2 • 222
Pittsford, N.Y./Salisbury School (Conn.)/Holy Cross

Career Overview: Transferred to Syracuse from Holy Cross in January 2017 and participated in spring practice ... Member of the 2017 Spring SU Athletic Director's Honor Roll ... Must sit out the 2017 season due to NCAA transfer rules ... Redshirted in 2016 at Holy Cross.

2016 (at Holy Cross): Redshirt season.

High School: Played wide receiver and linebacker two seasons at Salisbury for head coach Chris Phelps ... Earned All-New England honors in 2015 and helped the Knights reach the Bill Glennon New England Championship Bowl ... Two-time All-Erickson League selection ... Recorded 88 tackles, seven tackles for loss and six interceptions in his career, in addition to catching 45 passes for 895 yards and six touchdowns ... 2016 Northern Connecticut chapter of the National Football Foundation and College Hall of Fame Scholar-Athlete ... Previously attended Pittsford Sutherland High School in New York and was an all-county player for head coach Keith Molinich.

Personal: Jesse Hamilton Conners ... Born in October 1996 in Rochester, N.Y. ... Son of Karen and Mark Conners ... One brother, one sister ... Brother, Jared, is a defenseman on the University of Virginia lacrosse team ... Sister, Paige, is a competitive figure skater ... Enrolled in the College of Arts and Sciences.



CODY CONWAY

60

Junior
Offensive Line • 6-6 • 296
Plainfield, Ill./Plainfield North HS

Career Overview: Junior saw action in 15 games at left tackle in his first two seasons, including eight starts as a sophomore ... One of 15 true freshmen to play for the Orange in 2015 ... Two letters.

Sophomore Year (2016): Played in nine games at left tackle, starting eight ... Carded 699 snaps and 20 knockdown blocks ... Assisted an Orange offense that amassed 5,290 yards (440.8 ypg), the second-highest season total yardage figure in school history ... SU surpassed 500 yards of total offense in four of Conway's eight starts ... Key protector of SU's quarterbacks who ranked 11th nationally and second in the ACC in passing (321.3 ypg) ... Made the first start of his career against Colgate (9/2) and played a team-high 78 snaps with three knockdown blocks ... Set season highs for snaps (110) and knockdown blocks (5) versus USF (9/17) ... At Pittsburgh (11/26), played 108 snaps and was credited with one knockdown block to help the Orange generate a season-high 668 yards of offense, including 228 rushing yards ... Missed the Connecticut (9/24), Notre Dame (10/1) and Wake Forest (10/8) games due to injury ... Member of the All-ACC Academic Team ... Named to the SU Athletic Director's Honor Roll both semesters.

Freshman Year (2015): Appeared in six games, including making his college football debut in the season opener against Rhode Island (9/4) ... Played 14 snaps and recorded one knockdown block at USF (10/10).

High School: Two-way lineman for head coach Tim Kane ... 2014 Illinois All-State First Team ... 2014 *Chicago Sun-Times* All-Area selection ... Invited to play in the 2014 NUC Senior All-American Game ... Team captain as a senior ... Also played basketball for four years.

Personal: Cody Wade Conway ... Born in July 1996 in Joliet, Ill. ... Son of Brian and Sonja Conway ... One brother ... Sport management major.



NOLAN COONEY

Redshirt Freshman
Punter/Kicker • 6-3 • 208
East Greenwich, R.I./East Greenwich HS/
Bridgton Academy (Maine)

Career Overview: Joined the team as a walk-on during 2016 preseason camp and redshirted the season ... Current member of the Syracuse Student-Athlete Advisory Committee (SAAC).

2016: Redshirt season ... ACC Honor Roll selection ... Member of the SU Athletic Director's Honor Roll both semesters.

Prep School: Spent the 2015 season at Bridgton Academy in Maine ... Punter and kicker for head coach Juwan Jackson.

High School: Three-sport standout in baseball, soccer and basketball ... Rated the top prospect at the Ray Guy Prokicker.com 2014 regional combine in Boston ... Batted .400 as a senior catcher to help the East Greenwich baseball team to a 12-6 record against Division I competition.

Personal: Nolan Joseph Cooney ... Born in September 1996 in Summit, N.J. ... Son of Joseph and Janice Cooney ... Mother, Janice, attended Syracuse University ... One sister ... Enrolled in the David B. Falk College of Sport and Human Dynamics.

92

Freshman Year (2014): Played in 11 games, including one start, and tallied 10 tackles with two passes defended ... At Wake Forest (10/18), registered the first two tackles of his career ... At Pittsburgh (11/22), had a season-best four tackles, made his first career interception, and recorded a pass breakup ... At Boston College (11/29), earned the start at cornerback in place of the injured Julian Whigham, and recorded two tackles ... Member of the 2015 Spring SU Athletic Director's Honor Roll.

High School: Led South Dade to the Florida Class 8A state title and an 11-1 record as a senior captain ... 2012 and 2013 All-Dade County selection ... Had 180 tackles (58 solo) and 15 interceptions during his career.

Personal: Antwan Devon Cordy ... Born in January 1995 in Naranja, Fla. ... Son of Pamela Cordy ... One brother, two sisters ... Child and family studies major.

CAREER STATISTICS AND BESTS

DEFENSE

	GP-GS	S	A	T	TFL	Sacks	FF	FR	INT	PB
2014	11-1	5	5	10	0.0-0	0.0-0	0	0-0	1-0	1
2015	12-12	50	18	68	12.0-50	2.0-21	1	2-44	2-0	2
2016	2-2	6	2	8	1.0-1	0.0-0	0	1-0	0-0	1
Total	25-15	61	25	86	13.0-51	2.0-21	1	3-44	3-0	4

Tackles: 9 at NC State, 2015

TFL: 2.5, twice, last vs. LSU, 2015

Sacks: 1, twice, last vs. LSU, 2015

Interceptions: 1, three times, last vs. Boston College, 2015

Forced Fumbles: 1 vs. Clemson, 2015

Fumble Recoveries: 1, three times, last vs. Louisville, 2016

Pass Breakups: 1, four times, last vs. Colgate, 2016

Defensive TDs: 1 (fumble return) at Virginia, 2015



ANTWAN CORDY

Redshirt Junior
Defensive Back • 5-8 • 181
Homestead, Fla./South Dade HS

Career Overview: Redshirt junior who has played in 25 games, starting 15 ... Has 86 career tackles, including 13 for a loss, seven passes defended, one forced fumble, three fumble recoveries and three interceptions ... Set the SU season record for most tackles for loss by a defensive back with 12 in 2015 ... Awarded a medical redshirt for 2016 after missing 10 games due to a forearm injury ... Two letters.

2016: Started the first two games of the year at free safety and logged eight tackles ... Against Colgate (9/2), tallied four tackles (all solo), including one for a loss, and broke up a pass ... Suffered a season-ending forearm injury in the fourth quarter versus Louisville (9/9) ... Made four tackles and recovered a fumble against the Cardinals before getting hurt.

Sophomore Year (2015): Started all 12 games at strong safety ... Second on the team in tackles (68) ... Had eight games with at least five tackles ... Led the Orange and set the SU season record for most tackles for loss by a defensive back (12) ... Cordy's 12 TFLs ranked second among ACC defensive backs behind Duke All-American Jeremy Cash (18) ... Tied for the team lead in interceptions (2) and fumble recoveries (2) ... Against Rhode Island (9/4), made his first career start, recorded two tackles, and recovered the first fumble of his career ... Against Wake Forest (9/12), had five tackles, including a career-high 2.5 for a loss, and his first career sack ... Led SU with eight tackles versus LSU (9/26) ... Also matched his personal best with 2.5 tackles for a loss, a sack, and also broke up a pass against the Tigers ... Led the Orange in tackles for the second straight game with seven (all solo) at USF (10/10) ... Posted seven tackles and returned a fumble 44 yards for his first career touchdown at Virginia (10/17) ... Six tackles, including one for a loss, and broke up a pass versus Pittsburgh (10/24) ... Notched eight tackles, including one for a loss, at Louisville (11/7) ... Credited with four tackles and forced the first fumble of his career versus Clemson (11/14) ... Made a career-high nine tackles, including one for a loss, and intercepted a pass at NC State (11/21) ... Picked off a pass for the second straight game and registered four solo tackles against Boston College (11/28) ... Member of the SU Athletic Director's Honor Roll in the spring.

8



SHYHEIM CULLEN

Redshirt Sophomore
Linebacker • 6-0 • 209
Lowell, Mass./Lowell HS

Career Overview: Reserve linebacker was a core special teams player in 2016 ... Redshirted in 2015 ... One letter.

Freshman Year (2016): Played in all 12 games ... Member of the kickoff return, kickoff coverage and punt coverage teams ... Led SU with eight special teams tackles ... Made his college debut and recorded one tackle in the season opener against Colgate (9/2) ... Career-high two tackles versus Virginia Tech (10/15) and NC State (11/12) ... Recovered a muffed punt against Florida State (11/19).

2015: Redshirt season ... Member of the 2016 Spring SU Athletic Director's Honor Roll.

High School: Played for head coach John Florence ... Two-time all-state selection ... Three-time all-conference honoree ... *Boston Herald* All-Scholastic selection ... 2013 Merrimack Valley Conference Division I Player of the Year ... Tallied 20 total touchdowns, 15.5 sacks, 170 tackles and 1,400 yards rushing in his high school career ... Helped lead the Red Raiders to the 2013 Division I North semifinals as a senior captain.

Personal: Shyheim Malique Cullen ... Born in June 1997 in Boston, Mass. ... Son of Colleen Brewer and Wayne Cullen ... Two brothers, three sisters ... Child and family studies major.

24


CAREER STATISTICS AND BESTS

DEFENSE

	GP-GS	S	A	T	TFL	Sacks	FF	FR	INT	PB
2016	12-0	5	3	8	0.0-0	0.0-0	0	1-0	0-0	0

Tackles: 2, twice, last vs. NC State, 2016

Fumble Recoveries: 1 vs. Florida State, 2016



REX CULPEPPER

15

Redshirt Freshman

Quarterback • 6-3 • 221

Tampa, Fla./Plant HS

Career Overview: Redshirt freshman quarterback helped run the scout team last season ... Enrolled in January 2016 and was named to the 2016 Spring SU Athletic Director's Honor Roll.

2016: Redshirt season ... Made the travel squad for SU's game at Clemson (11/5) ... ACC Honor Roll selection ... Member of the SU Athletic Director's Honor Roll in the fall and spring.

High School: Coached by Robert Weiner at Plant High School ... Rated three stars across the board by ESPN, Scout.com, Rivals.com and 247Sports.com ... Ranked the No. 7 quarterback in the state of Florida by Scout.com ... No. 43 pro-style quarterback in the Class of 2016, according to 247sports.com ... No. 8 player on the *Tampa Bay Times* HomeTeam 100 ... Was 152-for-248 (.613) passing for 2,145 yards and 21 touchdowns in his career ... As a junior, completed 138 out of 219 passes (.630) for 2,016 yards and 20 touchdowns, and rushed for 360 yards and six scores, to lead Plant to the 2014 Florida Class 8A regional semifinals ... Earned second-team all-county and third-team all-state honors ... *PrepStar* All-Southeast Region selection ... Did not play his senior season due to injury ... Two-time team captain.

Personal: Rex O. Culpepper ... Born in August 1997 in Tampa, Fla. ... Son of Brad and Monica Culpepper ... Father, Brad, played defensive tackle at the University of Florida from 1988-91 and was a 1991 consensus All-American ... He was selected in the 10th round of the 1992 NFL Draft by the Minnesota Vikings and played nine years in the NFL with the Vikings (1992-93), Tampa Bay Buccaneers (1994-99) and Chicago Bears (2000) ... Grandfather, Bruce Culpepper, also played football at Florida and was co-captain of the Gators' 1962 Gator Bowl team ... Mother, Monica, was a contestant on the CBS reality show *Survivor* in 2011 ... Brad and Monica Culpepper both participated in *Survivor: Blood vs. Water* in 2013 and Monica was the season's runner-up ... Brad returned to the show in 2017 as a member of *Survivor: Game Changers* and advanced to the finals ... One brother, one sister ... Advertising major.



JAMAL CUSTIS

17

Redshirt Junior

Wide Receiver • 6-5 • 227

Philadelphia, Pa./Neumann-Goretti HS

Career Overview: Has played in 19 games as reserve receiver and special teams player ... Because of his height and leaping ability, was used mainly as a red-zone target in 2014 and 2015 ... Redshirted in 2016 after battling a high-ankle sprain the first half of the season ... Two letters.

2016: Redshirt season.

Sophomore Year (2015): Played in nine games, mostly on special teams ... Scored his first career touchdown on a 7-yard reception in the first half of SU's overtime win against Central Michigan (9/19).

Freshman Year (2014): Played in 10 games ... At Central Michigan (9/13), caught a season-high three passes for 11 yards and had one rush for one yard ... Against Maryland (9/20), had one reception for four yards.

High School: Three-time All-Philadelphia Catholic League selection for head coach Charles Szydlak ... 2013 Class AA All-State Team ... Team captain as a senior ... Led Neumann-Goretti to the 2012 Philadelphia Catholic League AA Division Championship as a junior ... 2013 Maxwell Football Club Mini Max Award winner ... Won four Catholic League championships as a member of the basketball team.

Personal: Jamal Custis ... Born in November 1995 ... Son of Jeanette Miller ... Two brothers ... Sport management major.

CAREER STATISTICS AND BESTS

RUSHING

	GP-GS	Att	Yds	Avg.	TD	Lg	Avg./G
2014	10-0	1	1	1.0	0	1	0.1
2015	9-0	0	0	0.0	0	0	0.0
Total	19-0	1	1	1.0	0	1	0.1

RECEIVING

	GP-GS	No.	Yds	Avg.	TD	Lg	Avg./G
2014	10-0	4	15	3.8	0	6	1.5
2015	9-0	1	7	7.0	1	7	0.8
Total	19-0	5	22	4.4	1	7	1.2

Rushes: 1 at Central Michigan, 2014

Rushing Yards: 1 at Central Michigan, 2014

Long Rush: 1 at Central Michigan, 2014

Receptions: 3 vs. Central Michigan, 2014

Receiving Yards: 11 at Central Michigan, 2014

Receiving TDs: 1 vs. Central Michigan, 2015

Long Reception: 7 vs. Central Michigan, 2015



KEATON DARNEY

76

Redshirt Junior

Offensive Line • 6-3 • 285

Los Angeles, Calif./Loyola HS

Career Overview: Reserve offensive lineman and special teams player ... Made the team as a walk-on prior to the 2014 season and redshirted ... One letter.

Sophomore Year (2016): Played in six games as a personal protector on the punt team ... Helped SU rank fifth in the ACC in net punting (38.8 avg) and third in the conference in total punting yardage (3,380) ... Made his debut along the front line at Clemson (11/5), playing three snaps at right guard.

Freshman Year (2015): Did not play in any games ... ACC Honor Roll selection ... Named to the SU Athletic Director's Honor Roll both semesters.

2014: Redshirt season ... Member of the Spring 2015 SU Athletic Director's Honor Roll.

High School: Played guard and center for the Loyola Cubs of the Serra League ... Member of the Fellowship of Christian Athletes.

Personal: Keaton Albert Darney ... Born in December 1995 in Glendora, Calif. ... Son of Kristin Darney ... Two sisters and one brother ... Economics major.



PATRICK DAVIS

Freshman
Offensive Line • 6-5 • 320
*Gatineau, Quebec, Canada/
 Champlain Regional College*

Career Overview: Enrolled at Syracuse in January 2017 and worked primarily at left guard during spring drills.

High School: Played center, guard and tackle for Coach Jean-Francois Joncas at Champlain Regional College in Lennoxville, Quebec ... No. 3 overall prospect in Canada, according to ESPN ... Led the Cougars to two provincial championship appearances, including winning the 2015 Bol d'Or with an 11-0 record ... Three-time CEGEP Division I All-Star ... 2016 CEGEP Division I Offensive Line Player of the Year ... Member of the Canadian U-19 team that competed against the United States in the 2015 International Bowl ... As a sophomore in 2014, anchored a Champlain-Lennoxville front line that helped the Cougars top CEGEP Division I in total offense ... Team captain as a senior ... Before arriving at Champlain-Lennoxville, attended Phénix Nicolas-Gatineau Secondary School and was named one of the top 10 players in Quebec for his grade level.

Personal: Patrick William Earl Davis ... Born January 1996 in Ontario, Quebec, Canada ... Son of Debbie Harding and Mark Davis ... One brother, one sister ... Enrolled in the David B. Falk College of Sport and Human Dynamics.



JUWAN DOWELS

Redshirt Junior
Defensive Back • 5-10 • 183
Sunrise, Fla./American Heritage HS

Career Overview: Has played in 14 games and has six passes defended ... Missed most of 2016 due to injury ... Redshirted in 2014 ... One letter.

Sophomore Year (2016): Played in two games, starting one, at cornerback ... Had three tackles in the season opener versus Colgate (9/2) ... Against Louisville (9/9), started and recorded one tackle before suffering a season-ending knee injury in the first quarter.

Freshman Year (2015): Played in 12 games at cornerback, starting the last five ... Registered 40 tackles (29 solo) and led the Orange in passes defended (6) and pass breakups (5) ... Made his college debut in the season opener versus Rhode Island (9/4) ... Against Wake Forest (9/12), got his name on the stat sheet for the first time with four tackles ... Followed it up with five tackles versus Central Michigan (9/19) ... Credited with one tackle and broke up his first career pass at Virginia (10/17) ... Made his first career start and recorded five tackles and one pass breakup at Florida State (10/31) ... Notched seven tackles (six solo), including one for a loss, and intercepted his first career pass against Clemson (11/14). Also had a pass breakup against the Tigers ... Set career highs for tackles (8) and pass breakups (2) at NC State (11/21).

2014: Redshirt season ... Member of the SU Athletic Director's Honor Roll in the spring.

High School: Coached by former University of Miami star and ex-NFL player Mike Rumph ... Team captured the Class 5A FHSAA State Football Championship ... First-team all-state selection ... 2013 *Sun Sentinel* Broward Class 5-A-4A-3A-2A Defensive Player of the Year ... Led American Heritage to a 15-1 record as a senior, recording 44 tackles and nine interceptions ... Two-time captain.

Personal: Juwan D. Dowels ... Born in September 1995 in Plantation, Fla. ... Son of Jonathan Dowels and Sandra Thomas ... Four brothers, one sister ... Child and family studies major.

69

CAREER STATISTICS AND BESTS

DEFENSE


	GP-GS	S	A	T	TFL	Sacks	FF	FR	INT	PB
2015	12-5	29	11	40	1.5-2	0.0-0	0	0-0	1-0	5
2016	2-1	3	1	4	0.0-0	0.0-0	0	0-0	0-0	0
Total	14-6	32	12	44	1.5-2	0.0-0	0	0-0	1-0	5

Tackles: 8 at NC State, 2015

TFL: 1.0 vs. Clemson, 2015

Interceptions: 1 vs. Clemson, 2015

Pass Breakups: 2 at NC State, 2015



ANDREJAS DUEIRIG

Redshirt Sophomore
Offensive Line • 6-3 • 321
Lowell, Ind./Mount Carmel HS

Career Overview: Reserve offensive lineman and special teams player ... Redshirted in 2015 ... One letter.

Freshman Year (2016): Played in all 12 games as a member of the punt team and PAT/field goal units ... Also saw the field for 18 snaps over three games as the team's backup right guard ... As a personal protector on the punt team, played a key role in SU ranking fifth in the ACC in net punting (38.8 avg.) and third in the conference in total punting yardage (3,380) ... Made his debut along the offensive line versus Notre Dame (10/1), playing four snaps ... Logged four snaps and recorded his first knockdown block at Wake Forest (10/8) ... Played a season-high six snaps at Clemson (11/5).

2015: Redshirt season.

High School: Coached at Mount Carmel by Frank Lenti, who also mentored former Syracuse standout and NFL All-Pro quarterback Donovan McNabb ... Invited to play in the 2014 NUC Senior All-American Game ... Also participated in track & field.

Personal: Andrejas Joseph Duerig ... Born in January 1997 in Woodstock, Ill. ... Son of Mike and Tricia Duerig ... One brother, two sisters ... Child and family studies major.



ADAM DULKA

Redshirt Freshman
Linebacker • 5-9 • 219
Brecksville, Ohio/Huntington Valley University School

Career Overview: Reserve linebacker who joined the team as a walk-on prior to the start of 2016 preseason camp ... Redshirted in 2016.

2016: Redshirt season ... Member of the travel squad for the Boston College game (10/22) ... Named to the 2017 Spring SU Athletic Director's Honor Roll.

High School: Coached at Huntington Valley by Ben Malbasa ... Played linebacker and running back for four seasons ... Earned All-Ohio Special Mention and *News-Herald* Honorable Mention honors at linebacker as a senior ... Selected to play in the 2016 Cuyahoga County East-West All-Star Game ... Team MVP and captain ... As a junior, recorded 106 tackles and was named to the All-Northeast Ohio Division III Second Team.

Personal: Adam Joseph Dulka ... Born in October 1997 in Buffalo, N.Y. ... Son of Matthew and Linda Dulka ... One sister ... Enrolled in the College of Arts and Sciences.

72

9

46



ERIC DUNGEY

Junior

Quarterback • 6-3 • 222

Lake Oswego, Ore./Lakeridge HS

2

Career Overview: Junior quarterback who has played in 17 games with 16 starts ... Missed parts of each of his first two seasons due to injury ... Enters 2017 second among active ACC quarterbacks in rushing yards (644) and rushing touchdowns (11) behind Louisville Heisman Trophy winner Lamar Jackson ... Third among active conference signal callers in passing yardage (3,977), touchdown passes (26) and total offense (4,621 yards) ... Has six career 300-yard passing games, one short of the Syracuse record, and two 400-yard passing performances ... Accounted for three or more touchdowns in six of his 16 first-string appearances ... Owns or shares 10 school records and is SU's career leader in passing yards per game (233.9) and total offense yards per game (271.8) ... Among the top 10 in program history in nine additional career categories: completion percentage (2nd - 63.1), 300-yard passing games (2nd - 6), pass efficiency rating (4th - 137.64), touchdowns responsible for (9th - 37), pass attempts (8th - 531), completions (8th - 335), passing yards (8th - 3,977), touchdown passes (26) and yards of total offense (9th - 4,621) ... One of 15 true freshmen to play for the Orange in 2015 ... Past member of the Syracuse Student-Athlete Advisory Committee (SAAC) ... Two letters.

Sophomore Year (2016): Started the first nine games ... Missed the last three games of the season due to injury ... Top 15 nationally in completions per game (6th - 25.6), total offense yards per game (11th - 330.2), passing yards per game (12th - 297.7) and completion percentage (13th - 64.8) ... His 297.7 average passing yards per game and 330.2 average yards of total offense per game were both SU single-season records ... Ranked in the top five in the ACC in four statistical categories, including leading the conference with 25.6 completions per contest and finishing second in passing (297.7 ypg) ... Set the Syracuse sophomore records for passing yardage (2,679) and yards of total offense (2,972) ... Tied Ryan Nassib's SU season records for most 300-yard passing games (6) and consecutive 300-yard passing efforts (3) ... Dungey's six 300-yard performances were second among ACC quarterbacks to Clemson's Deshaun Watson (7), though Dungey achieved his total in six fewer games than Watson ... Threw for 400 yards twice to join Andrew Robinson (2007) as the only SU quarterbacks with multiple 400-yard passing games in the same season ... Tossed multiple touchdown passes in six of nine games ... Four 400-yard total offense games ... Second on the team in rushing with 293 yards on 125 carries (2.3 avg.) and led the Orange in rushing touchdowns (6) for the second year in a row ... Two-time ACC Offensive Back of the Week ... Career-high 34 completions and carded the first 300-yard passing game of his career with 355 yards and two touchdown passes versus Colgate (9/2) ... Dungey completed a personal-best 85 percent of his passes against the Raiders (34-40), tied for the fourth-best mark in SU single-game history (min. 10 attempts), and the highest percentage ever for a Syracuse signal caller with a minimum of 21 attempts ... Tied his career high with three TD passes and threw for 255 yards against Louisville (9/9) ... Added 19 yards rushing and one touchdown on the ground versus the Cardinals ... Against USF (9/17), passed for 350 yards and two scores ... Threw for 407 yards with two touchdown passes and rushed for a touchdown at Connecticut (9/24) ... Accounted for all five Orange touchdowns versus Notre Dame (10/1), including tying the school record for most rushing TDs by a quarterback with three ... Logged his third straight 300-yard passing game, throwing for 363 yards and two scores against the Irish to finish the game with 412 yards of total offense ... At Wake Forest (10/8), served as the team's offensive game captain and passed for 156 yards ... Against Virginia Tech (10/15), became the first player in school history to throw for 300 yards and rush for 100 yards in the same game ... Ran for a career-best 106 yards on 24 carries against the Hokies and was 28-of-53 passing for 311 yards and a touchdown ... Recognized as the ACC Offensive Back of the Week for the first time in his career for the performance ... Completed 84.2 percent of his passes (32-38) for a career-high 434 yards and matched his personal best with three touchdown passes at Boston College (10/22) ... Contributed 54 yards rushing to amass a career-best 488 total yards against the Eagles ... Earned ACC Offensive Back of the Week, Manning Award Star of the Week and Davey O'Brien "Great 8" honors for the effort ... Completed six passes for 48 yards and rushed four times for four yards before getting hurt in the first quarter at Clemson (11/5) ... Did not play the rest of the season ... CoSIDA Academic All-District I First Team selection ... Member of the All-ACC Academic Team ... ACC Honor Roll selection ... Named to the SU Athletic Director's Honor Roll both semesters.

Freshman Year (2015): Played in eight games, starting seven ... Missed four games due to injury, including the last three games of the year ... 2015 *College Football News* and *CampusInsiders.com* Honorable Mention Freshman All-American ... Was 105-for-176 passing and set the team record for most passing yards by a true freshman with 1,298 ... Tossed 11 touchdowns and recorded five two-touchdown pass games ... Third on the Orange freshman season record list with 1,649 yards of total offense (1,298 passing, 351 rushing) and averaged 206.1 yards of total offense per game ... Recorded 16 total touchdowns (11 passing, 5 rushing), two short of Donovan McNabb's SU freshman record for touchdown responsibility (18) ... Accounted for at least two touchdowns in seven of his eight appearances ... Second on the team in rushing with 351 yards on 91 carries (3.9 avg.) and had a team-best five rushing scores ... Against Rhode Island (9/4), made his college debut in relief of injured starter Terrel Hunt and completed 10-of-17 passes for 114 yards and two touchdowns ... Also had eight carries for 20 yards against the Rams ... Made his first career start versus Wake Forest (9/12) and was named the ACC and ECAC Rookie of the Week after going 8-of-13 passing for 221 yards with two touchdowns, and rushing 12 times for 36 yards ... Dungey's 89-yard touchdown pass to Brisly Estime in the second half against the Demon Deacons was the third-longest pass play in school history ... Threw for 93 yards and one touchdown, and rushed for 50 yards and another score, before leaving the Central Michigan game (9/19) in the first half due to injury ... Set season highs for completions (21), attempts (34), passing yards (232), and accounted for three touchdowns (2 passing, 1 rushing) at USF (10/10) ... Completed a season-best 72.7 percent of his throws (16-22) and matched his season high with three total touchdowns (2 passing, 1 rushing) at Virginia (10/17) ... He also set season highs for carries (18) and rushing yards (85) against the Cavaliers, and his 26-yard touchdown run, in which he hurdled safety Quin Blanding, made ESPN *SportsCenter's* Top 10 Plays ... Tied his season high with 21 completions for 210 yards and two touchdowns versus Pittsburgh (10/24) ... Rushed for 46 yards on 13 carries and scored two touchdowns at Florida State (10/31) ... One of only two players to score multiple rushing TDs against the Seminoles in 2015, joining Houston's Greg Ward Jr. ... Was 15-of-30 for 158 yards passing and gained 45 yards on 13 carries at Louisville (11/7) ... ACC Honor Roll selection ... Member of the SU Athletic Director's Honor Roll in the spring.

High School: Three-year team captain for head coach John Parke ... 2014 second-team all-state and *USA Today* All-Oregon selection ... Two-time all-league honoree ... Holds the Lakeridge single-season records for most passing yards and most touchdown passes ... Also holds the school mark for career passing yards ... As a senior, threw for 2,395 yards and 22 touchdowns, and rushed for 982 yards and 15 scores ... Finished his career with 10,124 passing yards, 65 touchdown passes and 41 rushing touchdowns ... Also played basketball, baseball and competed in track & field ... Selected to play in the Oregon state football and basketball all-star games ... Member of the National Honor Society.

Personal: Eric Jay Paul Dungey ... Born in June 1996 in Tualatin, Ore. ... Son of Tim and Cindy Dungey ... One brother, one sister ... Cousin, Ryan Dungey, is a Supercross and Motocross champion and a two-time ESPY Award winner for Best Male Action Sports Athlete ... Hails from the same hometown as NBA superstar Kevin Love ... Accounting major.

CAREER STATISTICS AND BESTS

PASSING

	GP-GS	Comp	Att	INT	Pct.	Yds	TD	Lg	Avg./G
2015	8-7	105	176	5	.597	1,298	11	89	162.3
2016	9-9	230	355	7	.648	2,679	15	72	297.7
Total	17-16	335	531	12	.631	3,977	26	89	233.9

RUSHING

	GP-GS	Att	Yds	Avg.	TD	Lg	Avg./G
2015	8-7	91	351	3.9	5	31	43.9
2016	9-9	125	293	2.3	6	31	32.6
Total	17-16	216	644	3.0	11	31	37.9

Completions: 34 vs. Colgate, 2016
Attempts: 53 vs. Virginia Tech, 2016
Passing Yards: 434 at Boston College, 2016
Passing TDs: 3, twice, last at Boston College, 2016
Long Pass: 89 vs. Wake Forest, 2015
Completion Pct. (min. 10 att.): 85.0 (34-40) vs. Colgate, 2016
Interceptions: 2, three times, last vs. USF, 2016
Rushes: 24 vs. Virginia Tech, 2016
Rushing Yards: 106 vs. Virginia Tech, 2016
Rushing TDs: 3 vs. Notre Dame, 2016
Long Rush: 31, twice, last at Boston College, 2016
Total Offense: 488 at Boston College, 2016



DAIVON ELLISON

19

Junior

Defensive Back • 5-8 • 181
Linden, N.J./Don Bosco Prep

Career Overview: Junior safety has averaged 4.9 tackles per game over 20 contests his first two seasons ... Has 97 tackles (62 solo) and six passes defended, including five breakups ... One of 15 true freshmen to play for the Orange in 2015 ... Two letters.

Sophomore Year (2016): Played in all 12 games ... Started nine games at free safety in place of the injured Antwan Cordy ... Fifth among ACC defensive backs and third on the Orange in tackles per game (7.5) ... Led SU with 57 solo tackles, and his 90 total tackles were the most for an Orange defensive back since Phillip Thomas carded 92 in 2010 ... Five 10+ tackle games ... Tied or led SU in tackles three times (vs. USF, vs. Virginia Tech, vs. Florida State) ... Team-high four pass breakups and tied for the SU lead with five passes defended ... Defensive game captain twice (at Connecticut, at Boston College) ... Against Louisville (9/9), intercepted his first career pass and returned it 50 yards ... Made his first career start versus USF (9/17) and led the Orange with 11 tackles and a forced fumble ... Shared ACC Defensive Back of the Week honors with Louisville's Josh Harvey-Clemons for the performance ... Served as the team's defensive captain and logged a career-high 14 tackles the next week at Connecticut (9/24) ... Made eight tackles against Notre Dame (10/1) ... Posted a team-best 11 tackles (10 solo) and broke up a pass versus Virginia Tech (10/15) ... At Boston College (10/22), served as defensive game captain for the second time and finished with six tackles and one pass breakup ... Had 13 tackles and a pass breakup at Clemson (11/5) ... Credited with 10 tackles and a pass breakup versus NC State (11/12) ... Team-high eight tackles against Florida State (11/19).

Freshman Year (2015): Played in eight games, mostly on special teams, and finished tied for second on the squad with four special teams tackles ... In his college debut against Rhode Island (9/4), made two tackles and broke up a pass ... Recorded one tackle and forced the first fumble of his career on a kickoff versus Pittsburgh (10/24) ... Tied his season high with two tackles at Louisville (11/7).

High School: Earned 2014 all-metro, all-county and all-league honors for head coach Greg Toal ... 2013 second-team all-state choice ... Team captain as a senior.

Personal: Daivon Khirey Ellison ... Born in January 1997 in Petersburg, Va. ... Son of Lolita Slater-Harris and Richard Harris ... One brother, one sister ... Enrolled in the David B. Falk College of Sport and Human Dynamics.

CAREER STATISTICS AND BESTS

DEFENSE

	GP-GS	S	A	T	TFL	Sacks	FF	FR	INT	PB
2015	8-0	5	2	7	0.0-0	0.0-0	1	0-0	0-0	1
2016	12-9	57	33	90	0.0-0	0.0-0	1	0-0	1-50	4
Total	20-9	62	35	97	0.0-0	0.0-0	2	0-0	1-50	5

Tackles: 14 at Connecticut, 2016

Interceptions: 1 vs. Louisville, 2016

Forced Fumbles: 1, twice, last vs. USF, 2016

Pass Breakups: 1, five times, last vs. NC State, 2016



ADLY ENOICY

86

Redshirt Junior

Wide Receiver • 6-5 • 228
Delray Beach, Fla./Atlantic Community HS

Career Overview: Reserve wide receiver ... Redshirted in 2014.

Sophomore Year (2016): Played in three games ... Made his collegiate debut versus Colgate (9/2) and caught one pass for 35 yards ... ACC Honor Roll selection ... Member of the SU Athletic Director's Honor Roll both semesters.

Freshman Year (2015): Did not play in any games ... ACC Honor Roll selection ... Member of the SU Athletic Director's Honor Roll in the fall and spring.

2014: Redshirt season ... Member of the SU Athletic Director's Honor Roll both semesters.

High School: Played for coach TJ Jackson ... Selected for the 2014 Florida-Georgia All-Star Game ... 2011 MaxPreps Second Team All-American ... 2011 U.S. Air Force Sophomore All-America Second Team Offense ... Team captain as a senior.

Personal: Adly M. Enoicy ... Born in August 1995 in Boynton Beach, Fla. ... Son of Alcan Enoicy and Mimose Lalafaise ... One brother, two sisters ... Cousin, Giovanni Bernard, played running back at North Carolina and was selected in the second round of the 2013 NFL Draft by the Cincinnati Bengals ... Received his bachelor's degree in psychology and is pursuing a graduate degree in marriage and family therapy.

CAREER STATISTICS AND BESTS

RECEIVING

	GP-GS	No.	Yds	Avg.	TD	Lg	Avg./G
2016	3-0	1	35	35.0	0	35	11.7

Receptions: 1 vs. Colgate, 2016

Receiving Yards: 35 vs. Colgate, 2016

Long Reception: 35 vs. Colgate, 2016



NADARIUS FAGAN

27

Freshman

Linebacker • 6-1 • 200
Goulds, Fla./Miami Southridge HS

Career Overview: Enrolled at Syracuse in January 2017 and participated in spring practice.

High School: Two-time captain at linebacker for head coach Billie Rolle at Miami Southridge ... Earned a three-star rating across the board from Scout.com, Rivals.com, ESPN and 247Sports.com ... Ranked among the top 50 outside linebackers in the Class of 2017 by ESPN (No. 38), 247Sports.com (No. 47) and Scout.com (No. 49) ... 2016 Florida Class 8A All-State First Team ... Two-time All-Dade County First Team selection by the *Miami Herald* ... *PrepStar* All-Southeast Region choice ... Recorded 260 tackles over his last two seasons, including leading Miami-Dade County with 141 stops as a junior in 2015 ... As a senior, had 119 tackles, one sack and one interception to help the Spartans to a 12-2 record and their first state championship since 1993.

Personal: Nadarius J. Fagan ... Nicknamed "DaDa" (pronounced Day-Day) ... Born in July 1999 in Goulds, Fla. ... Son of Nathaniel and Ladrica Fagan ... Four brothers, one sister ... Communication and rhetorical studies major.



DONNIE FOSTER

58

Redshirt Junior
Offensive Line • 6-3 • 314
Savannah, Ga./IMG Academy (Fla.)

Career Overview: Reserve offensive lineman joined the Orange as a walk-on in 2014 and redshirted the season ... Secretary for the Syracuse University chapter of Uplifting Athletes ... One letter.

Sophomore Year (2016): Played in six games at center, starting the last two in place of the injured Colin Byrne ... Logged 218 snaps and tallied two knockdown blocks ... Played four snaps in his Orange debut versus Notre Dame (10/1) ... Saw the field as a reserve for four snaps at Wake Forest (10/8), nine snaps at Clemson (11/5) and 15 snaps versus NC State (11/12) ... Against Florida State (11/19), made his first career start and recorded one knockdown block in 77 snaps ... At Pittsburgh (11/26), played a season-high 109 snaps and was credited with one knockdown block to help the Orange generate a season-high 668 yards of offense, including 228 rushing yards ... ACC Honor Roll selection ... Member of the SU Athletic Director's Honor Roll in the fall and spring.

Freshman Year (2015): Did not play in any games ... ACC Honor Roll selection ... Named to the SU Athletic Director's Honor Roll in the fall and spring.

2014: Redshirt season ... Member of the SU Athletic Director's Honor Roll both semesters.

High School: Coached by former Florida State star Chris Weinke at IMG Academy in Florida ... 2012 and 2013 Team USA center ... In 2013, led IMG to a 9-2 record and paved the way for an offense that gained 3,554 total yards (355.4 ypg) and scored 317 points (31.7 ppg) ... Played at Savannah Christian High School as a freshman, sophomore and junior (2010-12) for head coach Donald Chumley ... Earned first-team all-state honors in 2012 and was an honorable mention choice in 2011 ... Two-time All-Savannah First Team selection ... Two-time all-conference honoree ... Two-time captain ... Also played baseball ... Member of the National Honor Society ... Involved with the Beta Club, Key Club and was student government president.

Personal: Donald Foster ... Born in May 1996 in Fort Wayne, Ind. ... Son of Michael Jr. and Shelly Foster ... Father, Michael, golfed for San Jose State University and was a contestant on *The Big Break II*, a reality show on The Golf Channel ... Dual major in finance and marketing management.



EVAN FOSTER

14

Sophomore
Defensive Back • 6-0 • 211
West Bloomfield, Mich./West Bloomfield HS

Career Overview: Sophomore safety was one of 12 true freshman to play for the Orange in 2016 ... One letter.

Freshman Year (2016): Played in nine games, mainly as a member of the kickoff coverage team ... Tallied eight tackles, including four special teams stops ... Made his college debut at Connecticut (10/24) ... Credited with the first two tackles of his career (both assists) versus Notre Dame (10/1) ... Season-high three tackles at Clemson (11/5).

High School: Played wide receiver and safety for head coach Ronald Bellamy at West Bloomfield High School ... Rated three stars by Scout.com, Rivals.com and 247Sports.com ... Rated the fourth-best safety in Michigan by Scout.com and the No. 31 overall prospect in the state by Rivals.com and 247Sports.com ... *PrepStar* All-Midwest selection ... As a senior, recorded four interceptions to lead the Lakers to an undefeated regular season and a berth in the state playoffs ... Totaled 15 touchdowns and six interceptions in his career.

Personal: Evan Darryl Foster ... Born in June 1998 in Royal Oak, Mich. ... Son of Darryl and Marva Foster ... Three brothers ... Brother, Aaron Foster, was a defensive back at Bowling Green from 2010-13 ... Communication and rhetorical studies major.

CAREER STATISTICS AND BESTS

DEFENSE

	GP-GS	S	A	T	TFL	Sacks	FF	FR	INT	PB
2016	9-0	1	7	8	0.0-0	0.0-0	0	1-0	0-0	0

Tackles: 3 at Clemson, 2016



ZAIRE FRANKLIN

4

Senior
Linebacker • 6-0 • 236
Philadelphia, Pa./La Salle College HS

Career Overview: One of SU's most consistent performers and leader of the defense ...

Two-time team captain ... Eighth player in school history to captain the team for at least two seasons and first since punter Rob Long in 2009 and 2010 ... Represented the Orange at the ACC Kickoff media event three years in a row (2015, 2016, 2017) ... Has started 27 straight games, the longest active streak by an SU player on either side of the ball ... Leads all active Orange defenders in starts (27), tackles (226), tackles for loss (26), sacks (7) and forced fumbles (4) ... His 226 career tackles are sixth among active ACC defenders ... Seven games with 10+ tackles ... In 2016, teamed with Parris Bennett to become the first set of Orange teammates with 100+ tackles each in a season since 2003 ... Actively involved with the Syracuse University chapter of Uplifting Athletes ... Past member of the Syracuse Student-Athlete Advisory Committee (SAAC) ... Three letters.



Junior Year (2016): Named to the All-ACC Third Team by the media and earned All-ACC Honorable Mention recognition from the league's head coaches ... Started all 12 games at middle linebacker and named one of SU's four captains following the season ... Second on the team with 101 tackles ... Eighth in the ACC in tackles per game (8.4) ... Tied for the team lead with 10 tackles for loss ... Also carded two sacks, one interception, three pass breakups, one quarterback pressure and one forced fumble ... Voted ACC Linebacker of the Week twice ... Five games with 10+ tackles ... Served as SU's defensive game captain a team-high four times (vs. Colgate, vs. Virginia Tech, vs. NC State, at Pittsburgh) ... Defensive captain and notched four tackles versus Colgate (9/2) ... Against Louisville (9/9), tallied six tackles and a forced fumble ... Eight tackles, including 0.5 for a loss, versus USF (9/17) ... At Connecticut (9/24), had a career-high 14 tackles, including 2.5 for a loss, and broke up a pass ... Had a role in two of the game's biggest plays, deflecting a Bryant Shirreffs' pass that Cordell Hudson intercepted and returned for a 22-yard touchdown, and tackling Shirreffs short of the end zone on fourth-and-goal from the 2-yard line with SU holding a 24-17 fourth-quarter lead ... Named ACC Linebacker of the Week for the performance ... Nine tackles, including 1.5 for a loss, one sack and an interception against Notre Dame (10/1) ... Tallied a sack for the second game in a row at Wake Forest (10/8) and finished with 10 tackles, including 1.5 for a loss, and one pass breakup against the Demon Deacons ... Defensive captain versus Virginia Tech (10/15) and logged 10 tackles, including one for a loss of two yards, to earn ACC Linebacker of the Week plaudits again ... Seven tackles, one quarterback pressure and one pass breakup at Boston College (10/22) ... Tied his career-best with 14 tackles, including 1.5 for a loss, at Clemson (11/5) ... Against NC State (11/12), carded 11 tackles, including one for a loss, as SU's defensive captain ... Defensive captain for the season finale at Pittsburgh and made five tackles.

Sophomore Year (2015): Started all 12 games at middle linebacker ... Voted the fourth sophomore captain in team history and first since Angelo Acocella in 1945 ... Led SU in tackles (81) and was second on the team in tackles for loss (11) ... Team's leading tackler in four games (vs. Rhode Island, vs. Pittsburgh, at Florida State, vs. Boston College) ... Against Rhode Island (9/4), paced the defense with six solo tackles, including two for a loss, and one sack ... Had nine tackles and intercepted the first pass of his career, returning it 21 yards, versus Central Michigan (9/19) ... Season-high 11 tackles and posted career-high totals with three tackles for loss and two sacks against Pittsburgh (10/24) ... Also forced a fumble against the Panthers ... Credited with a team-high nine tackles, including one for a loss, at Florida State (10/31) ... Recorded six tackles and forced a fumble in the red zone that was recovered by Steven Clark at Louisville (11/7) ... Had eight tackles versus Clemson (11/14) ... Followed it up with eight stops at NC State (11/21), including one for a loss, and a pass breakup ... Led the Orange with seven tackles, including two for a loss, against Boston College (11/28) ... Member of the 2016 Spring SU Athletic Director's Honor Roll.

Freshman Year (2014): Appeared in all 12 games, including starting the final three games of the season ... Led all Orange freshmen and finished sixth on the team with 44 tackles, including five for a loss, and two sacks ... Totaled three tackles at Wake Forest (10/18), including a season-best two for a loss, and his first career sack ... Had six tackles and forced the first fumble of his career versus NC State (11/1) ... Made his first career start and finished with six tackles versus Duke (11/8) ... Recorded a season-high 10 tackles at Pittsburgh (11/22) ... Named to the All-ACC Academic Team ... ACC Honor Roll selection ... Member of the SU Athletic Director's Honor Roll both semesters.

High School: Played for head coach Drew Gordon ... Named to the 2013 PIAA AAAA All-State Team ... 2013 AAAA All-Catholic League First Team selection ... Selected to play in the 2014 Big 33 Football Classic ... Team captain.

Personal: Zaire Najee Franklin ... Born in July 1996 in Philadelphia, Pa. ... His aunt, Marla Burke, is his guardian ... Three brothers, three sisters ... Dual major in finance and marketing management.

CAREER STATISTICS AND BESTS

DEFENSE

	GP-GS	S	A	T	TFL	Sacks	FF	FR	INT	PB
2014	12-3	31	13	44	5.0-21	2.0-11	1	0-0	0-0	2
2015	12-12	59	22	81	11.0-49	3.0-16	2	0-0	1-21	1
2016	12-12	56	45	101	10.0-35	2.0-17	1	0-0	1-13	3
Total	36-27	146	80	226	26.0-105	7.0-44	4	0-0	2-34	6

Tackles: 14, twice, last at Clemson, 2016

TFL: 3.0 vs. Pittsburgh, 2015

Sacks: 2.0 vs. Pittsburgh, 2015

Interceptions: 1, twice, last vs. Notre Dame, 2016

Forced Fumbles: 1, four times, last vs. Louisville, 2016

Pass Breakups: 2 at Central Michigan, 2014



CHRISTOPHER FREDRICK

28

Redshirt Sophomore

Defensive Back • 5-11 • 193

Conley, Ga./Cedar Grove HS

Career Overview: Emerged as a starter at cornerback in the last half of 2016 ... Redshirted in 2015 ... One letter.

Freshman Year (2016): Played in all 12 games, starting the last six at corner ... Registered 22 tackles (15 solo), two forced fumbles, one fumble recovery and one interception ... Made the first tackle of his career versus Louisville (9/9) ... Four tackles, including one for a loss, in his first career start against Virginia Tech (10/15) ... Five tackles, including one for a loss, versus NC State (11/12) ... Against Florida State (11/19), tallied a career-best six tackles and played a role in three of the Orange defense's four takeaways ... He forced two Dalvin Cook fumbles (recovering one himself) and intercepted his first career pass.

2015: Redshirt season.

High School: Coached at Cedar Grove by Jermaine Smith ... 2014 Georgia Class AAA All-State First Team ... 2014 all-region player ... As a senior captain, helped lead the Saints to the 2014 Class AAA regional semifinals ... Recorded 74 tackles, including six for a loss, and four interceptions in 2014 ... In 2013, had 92 tackles ... Four-year member of the basketball and track & field teams.

Personal: Christopher Fredrick ... Born in June 1997 in Atlanta, Ga. ... Son of Napoleon and Josephine Fredrick ... Two brothers ... Brother, Napoleon Jr., played football at Fort Valley State ... Engineering and computer science major.

CAREER STATISTICS AND BESTS

DEFENSE

	GP-GS	S	A	T	TFL	Sacks	FF	FR	INT	PB
2016	12-6	15	7	22	2.0-5	0.0-0	2	1-0	1-1	0

Tackles: 6 vs. Florida State, 2016

TFL: 1.0, twice, last vs. NC State, 2016

Forced Fumbles: 2 vs. Florida State, 2016

Fumble Recoveries: 1 vs. Florida State, 2016

Interceptions: 1 vs. Florida State, 2016



TYLER GILFUS

19

Redshirt Freshman

Wide Receiver • 6-1 • 195

Cape Vincent, N.Y./Thousand Islands HS

Career Overview: Reserve wide receiver who enrolled in January 2016 as a walk-on quarterback ... Moved to wide receiver during 2016 spring practice ... Redshirted in 2016.

2016: Redshirt season ... ACC Honor Roll selection ... Member of the 2017 Spring SU Athletic Director's Honor Roll.

High School: Five-year starter at quarterback and three-year captain for his father, head coach Joseph Gilfus, at Thousand Islands High School ... Holds the Thousand Islands record for career passing yards and threw 40 career TD passes ... Named to the 2015 All-CNY Second Team ... Selected to participate in the John Arcaro Memorial Classic ... Team and league MVP ... As a senior, completed 70 percent of his passes for 917 yards and 14 touchdowns to lead the Vikings to a 6-2 record and the Section III Class C North title ... Class president.

Personal: Tyler John Gilfus ... Born in September 1997 in Oswego, N.Y. ... Son of Joseph and Jonna Gilfus ... One brother, one sister ... Economics major.



ALEX GROSSMAN

38

Redshirt Senior
Kicker • 6-1 • 193
Woodbury, N.Y./Syosset HS

Career Overview: Reserve placekicker ... Joined the team as a walk-on prior to 2016 spring practice and redshirted the season.

2016: Redshirt season ... Member of the 2017 Spring SU Athletic Director's Honor Roll.

High School: Kicker for three seasons at Syosset High School for head coach Paul Rourke ... As a junior, made 25-of-26 PATs and all four of his field-goal tries to rank second in Nassau County in scoring by kickers behind Syracuse football letterwinner Ryan Norton ... Also played soccer for two years.

Personal: Alexander L. Grossman ... Born in February 1995 in Manhasset, N.Y. ... Son of David and Nancy Grossman ... Father, David, ran track at Johns Hopkins from 1980-83 ... Two younger sisters ... Earned his undergraduate degree in sport management ... Pursuing a master's degree in higher education.



RYAN GUTHRIE

41

Junior
Linebacker • 6-2 • 215
Cumming, Ga./West Forsyth HS/Ellsworth CC

Career Overview: Enrolled at Syracuse in January 2017, participated in spring practice, and was named to the 2017 Spring SU Athletic Director's Honor Roll ... Made 266 tackles in two seasons at Ellsworth Community College in Iowa ... Two-time National Junior College Athletic Association (NJCAA) All-American ... Rated fourth among junior-college outside linebackers by 247Sports.com and eighth by Scout.com.

Sophomore Year (2016 at Ellsworth CC): NJCAA First Team All-American and All-Iowa Community College Athletic Conference (ICCAC) First Team selection ... Played in 12 games and ranked third in the country with 139 tackles, including a nation-leading 107 solo stops ... Recorded 25.5 tackles for loss, 7.5 sacks, three forced fumbles, four fumble recoveries and an interception ... Averaged 11.6 tackles per contest and tallied 10+ tackles eight times, including a season-high 18 stops in a 23-20 victory at Hutchinson (10/15).

Freshman Year (2015 at Ellsworth CC): NJCAA Honorable Mention All-American and All-ICCAC First Team choice ... Played in 12 games and logged 127 tackles, 12.5 tackles for loss, five sacks, three forced fumbles and two interceptions ... Averaged 10.6 tackles per game and recorded six double-digit tackle games ... Season-high 17 tackles and one forced fumble versus Coffeyville (9/5).

High School: Played linebacker and defensive back for head coach Adam Clack ... As a senior, was named to the 2014 *Forsyth County News* All-County First Team after amassing 72 tackles, one sack and two fumble recoveries.

Personal: Ryan Chase Guthrie ... Born in October 1996 in Kennesaw, Ga. ... Son of Lisa and Steve Guthrie ... One brother, one sister ... Child and family studies major.



K.K. HAHN

80

Redshirt Freshman
Wide Receiver • 5-10 • 172
Bethesda, Md./IMG Academy (Fla.)

Career Overview: Reserve wide receiver who joined the team as a walk-on in 2016 and redshirted the season.

2016: Redshirt season ... ACC Honor Roll selection ... Member of the SU Athletic Director's Honor Roll both semesters.

High School: Coached by Kevin White and former Florida State quarterback Chris Weinke at IMG Academy in Florida ... Helped the Ascenders to a three-year record of 26-3 from 2013-15 ... As a senior, made 27 receptions for 350 yards and four touchdowns to lead IMG to the first perfect regular season (9-0) in school history and the No. 4 final ranking in the *USA Today* Super 25 ... Set the IMG single-game record for receptions with nine catches for 55 yards versus American Heritage.

Personal: Kerrick Young Jin Hahn ... Born in March 1998 in New York City ... Son of Clarence and Madeline Hahn ... Two brothers ... Economics major.



MO HASAN

11

Redshirt Freshman
Quarterback • 6-3 • 201
Coral Gables, Fla./Dillard HS

Career Overview: Walk-on quarterback who joined the program in 2016 and redshirted the season.

2016: Redshirt season ... ACC Honor Roll selection ... Member of the SU Athletic Director's Honor Roll both semesters.

High School: Played for head coach Lorenzo Davis at Dillard High School ... Threw for 2,500 yards and 20 touchdowns as a senior captain ... Named to the 2015 *Sun Sentinel* All-Broward County Second Team and selected to play in the Broward County All-Star Game ... Spent his first three scholastic seasons at Gulliver Prep ... Winner of the Brian Piccolo Award for his academic and athletic accomplishments.

Personal: Anthony Mohammad Hasan ... Born in April 1998 in Miami, Fla. ... Son of Muriel Iwanowski and Anthony Hasan ... Father, Anthony, competed in track & field at the University of Florida ... Three brothers, one sister ... Enrolled in the College of Arts and Sciences.



SAM HECKEL

75

Redshirt Freshman
Offensive Line • 6-4 • 292
Waukesha, Wis./Waukesha West HS

Career Overview: Reserve offensive lineman who has worked primarily at center ... Redshirted in 2016 ... Vice president of the Syracuse University chapter of Uplifting Athletes.

2016: Redshirt season ... Member of the travel squad ... ACC Honor Roll selection ... Named to the SU Athletic Director's Honor Roll in both the fall and spring.

High School: Played offensive tackle and defensive line for head coach Steve Rux at Waukesha West High School ... Rated three stars across the board by 247Sports.com, ESPN, Rivals.com and Scout.com ... Ranked the No. 2 guard in the state of Wisconsin by Scout.com ... No. 48 offensive tackle in the Class of 2016, according to ESPN ... Named to the WFLA All-State First Team and the Associated Press All-State First Team in 2015 ... Runner-up for the 2015 Joe Thomas Award, presented to the state's top offensive lineman ... Earned All-Classic Eight Conference honors twice, including first-team plaudits as a senior ... *PrepStar* All-Midwest selection ... Led the Wolverines to back-to-back WIAA Division 2 state championship game appearances ... As a senior defensive lineman, recorded 31 tackles, 10 tackles for loss, two sacks, two pass deflections and one fumble recovery ... Team captain.

Personal: Samuel Steven Heckel ... Born in June 1997 in Waukesha, Wis. ... Son of Steve and Laura Heckel ... One brother, two sisters ... Pre-med in the College of Arts and Sciences.



TROY HENDERSON

39

Redshirt Sophomore
Linebacker • 5-11 • 215
Cleveland, Ohio/St. Edward HS

Career Overview: Reserve outside linebacker and special teams player ... Redshirted in 2015.

Freshman Year (2016): Played in five games ... Made his college debut in the season opener against Colgate (9/2) ... Career-high three tackles versus Louisville (9/9) ... Two tackles and recovered a fumble against Florida State (11/19).

2015: Redshirt season ... ACC Honor Roll selection ... Member of the SU Athletic Director's Honor Roll both semesters.

High School: Played for head coach Rick Finotti ... Earned first-team all-district honors in 2014 ... Led St. Edward to a 13-2 record and the 2014 Division I state championship as a senior captain ... Recorded 171 tackles in his senior season, including 17 for a loss, and 5.5 sacks ... Also competed in track & field ... Member of the National Honor Society.

Personal: Troy Q. Henderson Jr. ... Born in February 1997 in Marietta, Ga. ... Son of Carmen Harnett and Troy Henderson Sr. ... Two sisters ... Dual major in finance and real estate.

CAREER STATISTICS AND BESTS

DEFENSE

	GP-GS	S	A	T	TFL	Sacks	FF	FR	INT	PB
2016	5-0	3	2	5	0.0-0	0.0-0	0	1-0	0-0	0

Tackles: 3 vs. Louisville, 2016

Fumble Recoveries: 1 vs. Florida State, 2016



NATHAN HINES

53

Redshirt Junior
Long Snapper • 6-6 • 246
Catonsville, Md./Catonsville HS

Career Overview: Team's backup long snapper ... Joined the Orange as a walk-on prior to the 2014 season and redshirted the year ... Director of events for the Syracuse University chapter of Uplifting Athletes.

Sophomore Year (2016): Member of the travel squad ... Did not play in any games ... ACC Honor Roll selection ... Named to the SU Athletic Director's Honor Roll both semesters.

Freshman Year (2015): Did not play in any games ... ACC Honor Roll selection ... Member of the SU Athletic Director's Honor Roll both semesters.

2014: Redshirt season ... ACC Honor Roll selection ... Named to the SU Athletic Director's Honor Roll in the fall and spring.

High School: Helped Catonsville and head coach Rich Hambor win the 2011 4A county and regional championships, and earn a berth in the 2011 4A state semifinals ... Also played basketball.

Personal: Nathan James Hines ... Born in March 1996 ... Son of James and Debra Hines ... One brother ... Information management and technology major.



STERLING HOFRICHTER

35

Redshirt Sophomore
Punter • 5-9 • 196
Valrico, Fla./Armwood HS

Career Overview: Succeeded NFL draftee Riley Dixon as SU's starting punter in 2016 and earned Freshman All-America and All-ACC honors ... Enters 2017 second among active ACC punters in average (42.7) and fifth in percentage of punts landed inside the 20 (31.2) ... Redshirted in 2015 ... One letter.

Freshman Year (2016): Earned first-team Freshman All-America honors from *Athlon Sports* and *CampusInsiders.com* ... All-ACC Third Team (Coaches) ... All-ACC Honorable Mention (Media) ... Candidate for the Ray Guy Award, presented annually to the nation's top punter, and one of eight freshmen to make the 66-player list, joining Derek Adams (Kent State), Grant McKinniss (Kentucky), Wade Lees (Maryland), Tom Sheldon (North Carolina), Bailey Cate (Old Dominion), Blake Gillikin (Penn State) and Adam Nunez (TCU) ... Tied with Sheldon for second nationally among freshmen with a punting average of 42.7 yards per kick (Gillikin led all rookies at 42.8) ... Tied Mike Shafer (2001) for second on the SU season record list for most punts (77) and ranked second in school single-season history for most punting yards (3,289) ... Second in the ACC to Boston College's Mike Knoll (94 punts, 3,601 yards) in number of punts and yardage ... Matched UVA's Nicholas Conte for the ACC lead with 23 punts of 50+ yards ... Tied for third in the ACC with 24 punts inside the 20 ... Had a touchback percentage of 3.9 (3-77) ... Made his college debut against Colgate (9/2) and averaged 45.3 yards on three punts, including two that were fair caught, with one inside the 20 ... Set career highs for punts (11), yards (489) and punts of 50+ yards (5) versus Louisville (9/9) ... At Wake Forest (10/8), punted 10 times for 415 yards (41.5 avg.) with two punts of at least 50 yards and two inside the 20 ... Served as SU's special teams captain against Virginia Tech (10/15) and averaged a personal-best 48.7 yards on three punts, including a 56-yarder ... Against NC State (11/12), averaged 47.3 yards on six punts, including a career-long boot of 65 yards ... Three of his kicks traveled more than 50 yards and two landed inside the 20 ... Punted nine times for 400 yards (44.4 avg.), tied his career high with five 50-yard punts, and set a personal best by landing five inside the 20-yard line, versus Florida State (11/19) ... Averaged 46.8 yards on five punts at Pittsburgh (11/26) and kicked off once for 55 yards against the Panthers ... ACC Honor Roll selection ... Member of the SU Athletic Director's Honor Roll both semesters.

2015: Redshirt season ... Member of the SU Athletic Director's Honor Roll in the fall.

High School: Kicker and punter for head coach Sean Callahan ... 2014 Florida All-State Class 6A First Team ... Ranked the sixth-best kicker and ninth-best punter by Kohl's Kicking Camp ... In 2014, helped lead the Hawks to a 15-1 record and the Class 6A state championship game ... As a senior, hit eight field goals, 61 PATs, and averaged 40.1 yards per punt ... In 2013, helped Armwood reach the Class 6A state title game ... Made 17 field goals and 131 PATs in his career.

Personal: Sterling James Hofrichter ... Born in December 1996 in Jacksonville, Fla. ... Son of Bill and Debbie Hofrichter ... Two brothers, one sister ... Sister, Erin, was a swimmer at the University of North Florida ... Brother, Jonathan, was a swimmer at the University of Tampa ... Health and exercise science major.

CAREER STATISTICS AND BESTS

PUNTING

	GP-GS	No.	Yds	Avg.	TB	FC	I20	50+
2016	12-12	77	3,289	42.7	3	21	24	23

Punts: 11 vs. Louisville, 2016

Punting Yards: 489 vs. Louisville, 2016

Long Punt: 65 vs. NC State, 2016

Average (min. 3 punts): 48.7 vs. Virginia Tech, 2016

Inside 20: 5 vs. Florida State, 2016

Punts of 50+: 5, twice, last vs. Florida State, 2016

High School: Played for head coach Rick Rodriguez ... 2013 *Tampa Bay Times* Class 6A All-State Second Team ... 2012 *Tampa Bay Times* All-County First Team selection ... Made the paper's list of the top 24 Tampa Bay football recruits for 2014 ... *Tampa Bay Times* All-Suncoast Honorable Mention choice ... Defensive MVP at the BCP Ignite Football Combine ... Recorded 32 tackles and two interceptions as a senior ... Posted 83 tackles and five interceptions in his high school career ... Team captain as a junior and senior.

Personal: Cordell D. Hudson ... Born in April 1996 in Clearwater, Fla. ... Son of Tera Booze-Hudson and Curtis Hudson ... Two sisters ... Received his bachelor's degree in economics in three years and is pursuing his master's degree in information studies.

CAREER STATISTICS AND BESTS

DEFENSE

	GP-GS	S	A	T	TFL	Sacks	FF	FR	INT	PB
2015	12-5	35	7	42	2.0-3	0.0-0	0	0-0	2-40	3
2016	9-5	30	13	43	1.0-1	0.0-0	1	1-0	1-22	3
Total	21-10	65	20	85	3.0-4	0.0-0	1	1-0	3-62	6

Tackles: 10 at Wake Forest, 2016

TFL: 1.0, three times,, last at Connecticut, 2016

Interceptions: 1, three times, last at Connecticut, 2016

Fumble Recoveries: 1 at Wake Forest, 2016

Pass Breakups: 1, six times, last at Wake Forest, 2016

Def. TDs: 1 (INT return) at Connecticut, 2016



CORDELL HUDSON

20

Redshirt Junior
Defensive Back • 5-11 • 181
Largo, Fla./Largo HS

Career Overview: Played in 21 games, starting 10 at cornerback ... Two 40+ tackles seasons and nine career games with 5+ tackles ... SU active leader with nine passes defended (6 breakups, 3 INTs) ... Redshirted in 2014 ... Two letters.

Sophomore Year (2016): Played in nine games with five starts at cornerback ... Missed the Virginia Tech (10/15) and Boston College (10/22) games due to injury ... Third among SU defensive backs with 43 tackles (30 solo) ... Had one tackle for loss, one interception, one forced fumble, one fumble recovery and tied for third on the squad with three pass breakups ... Five games with 5+ tackles ... At Connecticut (9/24), made seven tackles and scored his first career touchdown, returning an interception 22 yards to paydirt ... Also carded one tackle for loss, one forced fumble and one pass breakup against the Huskies ... Recorded six tackles and a pass breakup as SU's defensive captain versus Notre Dame (10/1) ... Career-high 10 tackles, one pass breakup, and recovered the first fumble of his career at Wake Forest (10/8) ... Six tackles (all solo) versus Florida State (11/19).

Freshman Year (2015): Played in all 12 games at cornerback, starting five ... Started the last four games of the season ... Fifth on the team with 42 tackles (35 solo) and tied for the SU lead with two interceptions ... Four games with 5+ tackles ... Three tackles, including his first career tackle for loss, at USF (10/10) ... One tackle and credited with his first career pass breakup at Virginia (10/17) ... Against Pittsburgh (10/24), started for the first time and made four tackles ... Credited with five tackles and one pass breakup at Florida State (10/31) ... Started and made a season-best nine tackles at Louisville (11/7) ... Also intercepted his first career pass against the Cardinals ... Led the team and matched his season high with nine tackles (all solo), including one for a loss, versus Clemson (11/14). Also broke up a pass against the Tigers ... Intercepted a pass and made three tackles against Boston College (11/28) ... Member of the SU Athletic Director's Honor Roll in the spring.

2014: Redshirt season.



STEVE ISHMAEL

8

Senior
Wide Receiver • 6-2 • 209
Miami, Fla./North Miami Beach HS

Career Overview: Active leader among SU offensive players with 26 career starts ... Ninth in SU history and fifth among active ACC players with 114 receptions ... Second behind Virginia Tech's Cam Phillips (2,063 yards) on the ACC's active career receiving yardage list with 1,544 yards ... Tied with teammate Ervin Philips and Clemson's Hunter Renfrow for fourth among active ACC players with 11 receiving touchdowns ... Career average of 44.1 receiving yards per game and 13.5 yards per catch in 35 games ... Caught a pass in 20 consecutive games from 2015-16 (ninth-longest streak in school history) ... Eleven games with 5+ receptions ... Two 100-yard receiving games ... Three letters.

Junior Year (2016): Played in 11 games with nine starts at outside receiver ... Missed the NC State game (11/12) with an injury ... Third on the team in receiving yards (559) and receiving yards per game (50.8) ... Tied with Brisly Estime for third on the Orange with 48 receptions ... Six games with 5+ catches ... Caught at least one pass in each of the first eight contests ... Made five receptions for 67 yards versus Notre Dame (10/1) to begin a string of four straight games with a minimum of five catches ... Followed it up with five grabs for 56 yards at Wake Forest (10/8) ... Against Virginia Tech (10/15), served as SU's offensive captain and had six catches for 81 yards ... Had a career-high eight receptions for 108 yards, including a spectacular 11-yard touchdown that was a nominee for ESPN *SportsCenter's* Top 10 Plays, at Boston College (10/22) ... Also made a season-long grab of 39 yards against the Eagles ... Seven catches for 76 yards at Pittsburgh (11/26).



Sophomore Year (2015): Started all 12 games and led the Orange in receptions (39), receiving yards (570) and touchdown catches (7) ... His seven TD receptions tied for fifth in the ACC ... Caught at least one pass in every game ... Had a touchdown in six of the team's last eight games ... Against Wake Forest (9/19), made a 53-yard touchdown reception in the fourth quarter that helped seal SU's 30-17 victory ... Made a career-long, 62-yard reception versus Central Michigan (9/19) ... Caught five passes for 40 yards and one touchdown at USF (10/10) ... Had four receptions for 40 yards, including a 12-yard TD catch in the second overtime, at Virginia (10/17) ... Against Pittsburgh (10/24), had a season-high seven catches for a personal-best 114 yards and caught a touchdown pass for the third straight game ... Four catches for a team-best 61 yards and a touchdown at Louisville (11/7) ... Made four receptions for 40 yards, including a touchdown, at NC State (11/21) ... Led the Orange with 44 receiving yards on four catches, including a 1-yard TD reception, versus Boston College (11/28) ... Member of the 2015 Fall SU Athletic Director's Honor Roll.

Freshman Year (2014): Played in all 12 games, including five starts ... Second on the team in receptions (27), receiving yards (415) and led the Orange with three touchdown catches ... Finished the season fourth all-time among Orange freshmen in receptions and third in yards ... Averaged a team-high 15.4 yards per catch ... Against Villanova (8/29) in his college debut, caught two passes for 13 yards ... Against Florida State (10/11), caught three passes for 93 yards and two touchdowns ... At Wake Forest (10/18), caught a season-high six passes for 72 yards ... Against NC State (11/1), caught five passes for 63 yards and a touchdown ... At Pittsburgh (11/22), was named the ECAC Rookie of the Week after matching his season high with six receptions for a season-best 97 yards, including a 46-yard grab.

High School: Coached by Jeff Bertani at North Miami Beach ... 2013 Florida All-State Class 8A First Team Offense ... 2013 All-South Florida Regional Elite Second Team Offense ... 2013 Miami-Dade All-Star ... Set North Miami Beach school records for touchdowns, receptions, and receiving yards ... In 2012, recorded 937 receiving yards, 13 touchdowns, 27 tackles, and five interceptions.

Personal: Steve Ishmael ... Born in July 1995 ... Son of Blessed and Darlene Ishmael ... Three brothers, one sister ... Brother, Kemal, played at Central Florida and was the 2012 Conference USA Defensive Player of the Year ... He is currently a safety for the Atlanta Falcons ... Communication and rhetorical studies major.

CAREER STATISTICS AND BESTS

RECEIVING

	GP-GS	No.	Yds	Avg.	TD	Lg	Avg./G
2014	12-5	27	415	15.4	3	46	34.6
2015	12-12	39	570	14.6	7	62	47.5
2016	11-9	48	559	11.6	1	39	50.8
Total	35-26	114	1,544	13.5	11	62	44.1

Receptions: 8 at Boston College, 2016

Receiving Yards: 114 vs. Pittsburgh, 2015

Receiving TDs: 2 vs. Florida State, 2014

Long Reception: 62 vs. Central Michigan, 2015



CARL JONES

16

Sophomore

Defensive Back • 6-1 • 180

Twinsburg, Ohio/St. Edward HS

Career Overview: Reserve cornerback who contributed on special teams and was one of 12 true freshmen to play for the Orange in 2016 ... One letter.

Freshman Year (2016): Played in all 12 games ... Made 11 tackles, including three stops on kickoff and punt coverage ... Tallied a career-best four tackles versus Louisville (9/9) and Notre Dame (10/1) ... ACC Honor Roll selection ... Member of the SU Athletic Director's Honor Roll both semesters.

High School: Wide receiver and defensive back for head coach Tom Lombardo at St. Edward High School ... Rated three stars by ESPN ... Member of two OHSA Division I state championship teams ... As a senior, helped St. Edward to a 14-1 overall record and its second consecutive state title by registering 24 tackles and nine passes defended, including one interception ... Offensively, hauled in 28 passes for 475 yards and four touchdowns ... Also played basketball for four seasons.

Personal: Carl Bernard Jones Jr. ... Born in January 1998 in Cleveland, Ohio ... Son of Carl Jones Sr. and Adriane Jones ... Two sisters ... Enrolled in the College of Arts and Sciences.

CAREER STATISTICS AND BESTS

DEFENSE

	GP-GS	S	A	T	TFL	Sacks	FF	FR	INT	PB
2016	12-0	6	5	11	0.0-0	0.0-0	0	0-0	0-0	0

Tackles: 4 vs. Louisville, 2016



MATT KELLER

47

Junior

Long Snapper • 5-11 • 207

Willow Street, Pa./Penn Manor HS

Career Overview: Has appeared in 24 straight games as SU's long snapper ... Worked with current Denver Broncos punter Riley Dixon and 2016 Freshman All-American Sterling Hofrichter ... Enrolled at Syracuse in January 2015 and was a member of the Spring 2015 SU Athletic Director's Honor Roll ... One of 15 true freshmen to play for the Orange in 2015 ... Treasurer for the Syracuse University chapter of Uplifting Athletes ... Two letters.

Sophomore Year (2016): Played in all 12 games as SU's snapper for punts and placement kicks ... Worked with punter Sterling Hofrichter, who earned 2016 first-team Freshman All-America honors from *Athlon Sports* and *CampusInsiders.com* ... Initiated a Syracuse punting operation that ranked fifth in the ACC in net average (38.8) and third in yardage (3,380) ... Served as special teams game captain versus Colgate (9/2) ... Made one tackle at Boston College (10/22) ... At Clemson (11/5), named special teams captain for the second time and had one tackle ... ACC Honor Roll selection ... Member of the SU Athletic Director's Honor Roll in the fall and spring.

Freshman Year (2015): Played all 12 games as the team's punt snapper ... Worked with All-ACC First Team punter and NFL draftee Riley Dixon ... Helped Syracuse rank third in the ACC in net punting average (40.1) and recorded three tackles, including solo stops versus LSU (9/26) and at USF (10/10) ... ACC Honor Roll selection ... Member of the SU Athletic Director's Honor both semesters.

High School: Played for head coach Todd Mealy ... 2014 Under Armour All-American ... 2014 Eastern Pennsylvania Big School First Team selection ... Received 2014 All-Lancaster-Lebanon League Section I honors at center and was an honorable mention choice at defensive end ... As a senior captain, had 26 tackles, including three for a loss, 1.5 sacks and one fumble recovery ... 2013 Lancaster-Lebanon League Section I Honorable Mention at center ... 2013 Kohl's Kicking All-America First Team.

Personal: Matthew Allen Keller ... Born in March 1997 in Cleveland, Ohio ... Son of Dale and Tammi Keller ... One brother ... Accounting major.

CAREER STATISTICS AND BESTS

DEFENSE

	GP-GS	S	A	T	TFL	Sacks	FF	FR	INT	PB
2015	12-0	2	1	3	0.0-0	0.0-0	0	0-0	0-0	0
2016	12-0	1	1	2	0.0-0	0.0-0	0	0-0	0-0	0
Total	24-0	3	2	5	0.0-0	0.0-0	0	0-0	0-0	0

Tackles: 1, five times, last at Clemson, 2016



KYLE KLEINBERG

31

Junior

Tight End • 6-0 • 208

Armonk, N.Y./Don Bosco Prep (N.J.)

Career Overview: Reserve tight end and special teams player ... Played in every game the last two seasons on special teams ... Moved from linebacker to tight end during 2016 fall camp ... One of 15 true freshmen to play for the Orange in 2015 ... Two letters.

Sophomore Year (2016): Appeared all 12 games ... Three special teams tackles, including a career-high two stops versus Colgate (9/2).

Freshman Year (2015): Saw action in all 12 games ... Tied for second on the team with four special teams tackles ... Made his first career tackle versus Central Michigan (9/15).

High School: Played for head coach Greg Toal ... 2014 NJ.com All-Non Public Third Team ... 2014 Big North Conference All-United Division First Team ... Recorded 15 sacks as a senior captain.


Personal: Kyle M. Kleinberg ... Born in May 1997 in New York ... Son of Howard and Stacey Kleinberg ... Two sisters ... Child and family studies major.

CAREER STATISTICS AND BESTS

DEFENSE

	GP-GS	S	A	T	TFL	Sacks	FF	FR	INT	PB
2015	12-0	2	2	4	0.0-0	0.0-0	0	0-0	0-0	0
2016	12-0	3	0	3	0.0-0	0.0-0	0	0-0	0-0	0
Total	24-0	5	2	7	0.0-0	0.0-0	0	0-0	0-0	0

Tackles: 2 vs. Colgate, 2016



ANTHONY LOMBARDI

15

Redshirt Freshman

Defensive Back • 6-3 • 211

Stamford, Conn./Trinity Catholic HS

Career Overview: Joined the Orange in 2016 as a walk-on defensive back and redshirted the season.

2016: Redshirt season ... ACC Honor Roll selection ... Member of the 2017 Spring SU Athletic Director's Honor Roll.

High School: Played football for two seasons at Mahopac High School (N.Y.) before finishing his career at Trinity Catholic for head coach Don Panapada ... Quarterbacked the Crusaders to city championships in 2014 and 2015 ... Two-time All-FCIAC East selection ... MSG Varsity All-Connecticut Second Team honoree as a junior ... Passed for 3,165 yards and 40 touchdowns, and rushed for 832 yards and seven scores, in two seasons for the Crusaders ... As a senior, threw for 1,546 yards and 20 touchdowns, and rushed for 515 yards and five TDs ... Team captain and offensive MVP.

Personal: Anthony Daniel Lombardi ... Born in May 1998 in Bronx, N.Y. ... Son of Frank Lombardi and Debbie Sacco ... One brother, one sister ... Enrolled in the Martin J. Whitman School of Management.



ZACK MAHONEY


16

Senior

Quarterback • 6-2 • 217

LaGrange Park, Ill./Lyons Township HS/ College of DuPage

Career Overview: Played one season of junior-college ball at the College of DuPage (Ill.) ... Enrolled at Syracuse as a walk-on in January 2015, participated in spring practice, and was a member of the Spring 2015 SU Athletic Director's Honor Roll ... Awarded a scholarship during 2016 preseason camp ... Played in 18 career games (seven starts) and has thrown for 1,478 yards and 15 touchdowns ... Of his seven starts, three have been against teams ranked in the AP poll (No. 8 LSU - 2015, No. 1 Clemson - 2015, No. 17 Florida State - 2016) ... In 2016, broke Jim Brown's school record for touchdown responsibility with seven TDs at Pittsburgh, including tying Ryan Nassib's school single-game record with five touchdown passes ... President of the Syracuse University chapter of Uplifting Athletes and current member of the Syracuse Student-Athlete Advisory Committee (SAAC).



Junior Year (2016): Served as SU's backup quarterback ... Played in 10 games ... Started the last three games of the season after an injury to starter Eric Dungey ... Accounted for 10 touchdowns (8 passing, 2 rushing) ... Completed 82-of-135 passes for 943 yards with eight touchdowns and four interceptions ... Rushed 44 times for 47 yards (1.1 avg.) and two touchdowns ... Perfect 6-for-6 passing for 82 yards versus Colgate (9/2) ... Against NC State (11/12), made his first start of the season and threw for 190 yards on 14-of-25 passing, including a career-long, 81-yard touchdown toss to Amba Etta-Tawo ... Against Florida State (11/19), went 16-for-36 through the air for 196 yards and two scores, including a 46-yard Hail Mary touchdown to Etta-Tawo at the end of the first half ... Responsible for a school-record seven touchdowns (5 passing, 2 rushing) at Pittsburgh (11/26), eclipsing Jim Brown's previous record of six (all rushing) established against Colgate in 1956 ... Mahoney's five touchdown passes equaled Ryan Nassib's

school single-game record and his two rushing scores tied his personal best ... Completed 70.5 percent of his passes against the Panthers, going 43-for-61 for 440 yards ... Added 49 yards rushing to finish with 489 yards of offense ... His number of completions, attempts, passing yards and yards of total offense were all career bests and all rank second on the SU single-game charts for their respective categories ... Member of the All-ACC Academic Team ... ACC Honor Roll selection ... Named to the SU Athletic Director's Honor Roll in the fall ... Presented with the ACC's Top Six for Service Award for his dedication to serving others and commitment to community outreach programs.

Sophomore Year (2015): Played in eight games, starting four, after beginning the season as SU's fifth-string quarterback ... Completed 54-of-117 passes for 535 yards with seven touchdowns and two interceptions ... Rushed for 151 yards on 41 carries (3.7 avg.) and two scores ... Against Central Michigan (9/19), split time with Austin Wilson after starter Eric Dungey was knocked out of the game, and was 4-for-4 passing for 19 yards, and rushed once for 12 yards ... Hit Kendall Moore for a 13-yard gain on a third-down pass in overtime to set up Jordan Fredericks' game-winning touchdown ... Made his first start the next week versus LSU (9/26) and established season highs for completions (16), attempts (38), passing yards (154) and touchdown passes (3) ... All three of Mahoney's TD passes came in the second half as he became the first Orange signal caller to toss three TDs in one half of play against a top-10 team ... Mahoney also rushed seven times for 40 yards versus the Tigers ... Made his second start versus Clemson (11/14) and was 8-for-21 passing for 80 yards ... Ran 10 times for a career-high 76 yards, including a career-long run of 30 yards, and two touchdowns against the Tigers ... Started and was 10-of-21 passing for 152 yards and two touchdowns at NC State (11/21) ... Also logged 12 carries for 14 yards against the Wolfpack ... Against Boston College (11/28), earned his first win as a starter by completing 11-of-25 passes for 86 yards and one touchdown in SU's 20-17 victory.

Freshman Year (2014 at the College of DuPage): Threw for 1,943 yards and 18 touchdowns, and rushed for 212 yards ... 2014 NJCAA Top 20 quarterback ... Named DuPage's Most Outstanding Back ... Team captain.

High School: Played for head coach Kurt Weinberg ... Earned all-area and all-conference honors as a senior ... Team Offensive MVP ... Holds the Lyons Township record for career passing yards (2,727) ... Rushed for 607 yards in 15 games (40.5 avg.) ... During his senior campaign, threw for 2,173 yards with 25 touchdowns and rushed for 520 yards ... Team captain.

Personal: Zachary Alexander Mahoney ... Born in May 1995 in Chicago, Ill. ... Son of Michelle Hopkins and Richard Mahoney ... One brother, one sister ... Brother, Spencer, is a pitcher in the New York Yankees minor league system ... Earned his bachelor's degree in communication and rhetorical studies ... Pursuing a graduate degree in public relations.

CAREER STATISTICS AND BESTS

PASSING

	GP-GS	Comp	Att	INT	Pct.	Yds	TD	Lg	Avg./G
2015	8-4	54	117	2	.462	535	7	40	66.9
2016	10-3	82	135	4	.607	943	8	81	94.3
Total	18-7	136	252	6	.540	1,478	15	81	93.1

RUSHING

	GP-GS	Att	Yds	Avg.	TD	Lg	Avg./G
2015	8-4	41	151	3.7	2	30	18.9
2016	10-3	44	47	1.1	2	19	4.7
Total	18-7	85	198	2.3	4	30	11.0

Completions: 43 at Pittsburgh, 2016

Attempts: 61 at Pittsburgh, 2016

Passing Yards: 440 at Pittsburgh, 2016

Passing TDs: 5 at Pittsburgh, 2016

Completion Pct. (min. 10 att.): 70.5 (43-61), at Pittsburgh, 2016

Interceptions: 2 vs. Florida State, 2016

Long Pass: 81 vs. NC State, 2016

Rushes: 13, twice, last at Pittsburgh, 2016

Rushing Yards: 76 vs. Clemson, 2015

Rushing TDs: 2, twice, last at Pittsburgh, 2016

Long Rush: 30 vs. Clemson, 2015

Total Offense: 489 at Pittsburgh, 2016



JAMAR McGLOSTER

65

Redshirt Senior

Offensive Line • 6-7 • 309

Hillside, N.J./Saint Anthony HS

Career Overview: Played in 18 career games, including 12 starts at right tackle in 2016 ... One of two SU offensive linemen to start every game last season (Aaron Roberts was the other) ... Redshirted in 2013 ... Three letters.

Junior Year (2016): Started all 12 games at right tackle ... Second among SU offensive linemen with 824 snaps played ... Credited with 11 knockdown blocks ... Helped pave the way for an Orange unit that amassed 5,290 yards of offense (440.8 ypg), the second-highest season total yardage figure in school history ... Assisted the Orange in topping 500 yards of offense in five games ... Key protector of SU's quarterbacks who ranked 11th nationally and second in the ACC in passing (321.3 ypg) ... Made his first career start versus Colgate (9/2), playing 41 snaps and recording two knockdown blocks ... Tied his career high with two knockdown blocks against USF (9/17) and at Boston College (10/22) ... Played a career-high 109 snaps at Pittsburgh (11/26) to help power the Orange to a season-high 668 total yards, including 228 yards rushing.

Sophomore Year (2015): Played in three games at right tackle ... Played 30 snaps in the season opener versus Rhode Island (9/4) and had one knockdown block, while helping the Orange rush for a season-high 312 yards ... Logged three snaps apiece at USF (10/10) and at Florida State (10/31).

Freshman Year (2014): Played in three games, including making his college debut versus Louisville (10/3) ... ACC Honor Roll selection ... Named to the SU Athletic Director's Honor Roll both semesters.

2013: Redshirt season.

High School: Played varsity football for two years for head coach Sean Fallon ... Helped lead the Friars to an 8-3 record and the NJSIAA Tournament Group 1 Non-Public semifinals as a senior ... Basketball player for legendary Saint Anthony coach Bob Hurley Sr.

Personal: Jamar Daevon McGloster ... Born in June 1995 in Newark, N.J. ... Son of Horace McGloster and Yolanda Hickman ... Two brothers, three sisters ... Communication and rhetorical studies major.





COLE MURPHY

48

Senior

Kicker • 6-3 • 215

Castaic, Calif./Valencia HS

Career Overview: Played in all 36 games the last three seasons, including 33 in a row as the team's No. 1 placekicker ... Fifth on the SU career record lists for most PATs made (84) and attempted (88) ... Top 10 in school history for most field goals made (9th - 39), attempted (7th - 56) and success percentage (8th - .696, 39-56) ... One of 10 SU players with 200 career points (201) and fifth among active ACC players in scoring ... Led the Orange in scoring as a freshman (50 points) and sophomore (85 points) ... Eleven games with 8+ points, including three with 10+ ... Three career 50-yard field goals ... Semifinalist for the Lou Groza Award, presented to the nation's top kicker, as a freshman in 2014 ... Had a streak of 60 consecutive made extra points from 2014-16 ... Three letters.



Junior Year (2016): Played in all 12 games as SU's top placekicker ... Also handled kickoff duties ... Second on the team in scoring with 66 points and ranked 10th in the ACC in kicking points per game (5.5) ... Converted 10-of-18 (.556) field goals ... Fifth on SU's single-season record list for most PATs made by kick (36) and tied for sixth in attempts (39) ... Kicked off 53 times with 11 touchbacks ... Against Colgate (9/2), hit a career-best four field goals (32, 41, 32, 33 yards) and made three extra points for a personal-best 15 points ... Had his first PAT versus Notre Dame (10/1) blocked, ending his streak of consecutive made extra points at 60 ... Made both field-goal tries, including a 48-yarder, versus USF (9/17) ... Drilled a career-long, 51-yard field goal against Virginia Tech (10/15) ... Against NC State (11/12), converted field goals of 39 and 48 yards, and hit two extra points, to finish with eight points ... Career-high seven PATs at Pittsburgh (11/26) ... ACC Honor Roll selection ... Member of the SU Athletic Director's Honor Roll both semesters.

Sophomore Year (2015): Played in all 12 games as the team's top placekicker ... Led the Orange in scoring for the second year in a row with 85 points and tied for seventh in the ACC in points per game by a kicker (7.1) ... Connected on 16-of-22 (.727) field goals and was a perfect 37-for-37 on PATs ... Eighth in the ACC in field goals (16), field goals made per game (1.33) and percentage (.727) ... Murphy's 16 field goals tied for fifth on SU's season record list and his 22 attempts tied for eighth ... His 37 converted PATs tied for seventh on SU's single-season ledger ... Against Rhode Island (9/4), hit a season-high six extra points and made a 23-yard field goal ... Tied his personal high with three made field goals (35, 39 and 20 yards) versus Wake Forest (9/12) ... Also booted three extra points to finish with a season-best 12 points against the Demon Deacons ... Drilled both of his field-goal tries in SU's 20-17 win against Boston College (11/28), including a season-long, 49-yarder in the first half, and the game-winner from 35 yards out with no time remaining ... Ended the season with a streak of 47 consecutive extra points made ... Member of the SU Athletic Director's Honor Roll in the fall.

Freshman Year (2014): Lou Groza Award semifinalist ... Played in all 12 games, including nine as SU's No. 1 placekicker ... Led the Orange in scoring with 50 points ... Made 13-of-16 (.813) field goals and 11-of-12 extra points ... Also handled kickoff duties for the Orange and recorded nine touchbacks ... Against Maryland (9/20), made the first field goal of his career (49 yards) ... Against Louisville (10/3), made two field goals (21 and 24 yards) ... Against Florida State (10/11), hit two field goals (21 and 32 yards) ... At Wake Forest (10/18), set a career high with three made field goals (27, 32, and 41 yards) and kicked three extra points for a season-best 12 points ... At Clemson (10/25), connected on two field goals, including a career-long, 50-yarder that was the longest FG for a Syracuse kicker since Patrick Shadle made a 53-yarder at West Virginia in 2008 ... Against NC State (11/1), hit his second 50-yard field goal of the season and was 2-for-2 on PATs.

High School: Coached by Larry Muir ... All-CIF First Team Defense ... All-area and all-league selection ... In 2013, recorded 57 touchbacks and hit 6-of-9 field goals ... Averaged 42.6 yards per punt ... Made 10-of-15 field goals in his career, including a 50-yarder ... Also played soccer.

Personal: Cole Michael Murphy ... Born in April 1996 in Burbank, Calif. ... Son of Michael and Diane Murphy ... One brother, one sister ... Cousin, Robert Fish, was a pitcher for the Atlanta Braves ... Child and family studies major.

CAREER STATISTICS AND BESTS

KICKING

	GP-GS	FGM	FGA	Pct.	Lg	BLK	PAT	Pts
2014	12-9	13	16	.813	50	0	11-12	50
2015	12-12	16	22	.727	49	1	37-37	85
2016	12-12	10	18	.556	51	1	36-39	66
Total	36-33	39	56	.696	51	2	84-88	201

FG Made: 4 vs. Colgate, 2016

FG Attempts: 4 vs. Colgate, 2016

Long FG: 51 vs. Virginia Tech, 2016

PATs Made: 6 vs. Rhode Island, 2015

Most Points: 15 vs. Colgate, 2016



MOE NEAL

21

Sophomore

Running Back • 5-11 • 182

Gastonia, N.C./Forestview HS

Career Overview: Second-year player is one of the team's most dynamic threats with the ball in his hands ... Enrolled in January 2016 and was one of 12 true freshmen to play for the Orange last season ... Scored a 49-yard touchdown on the first carry of his college career ... Took reps at inside receiver as well as running back during 2017 spring drills ... One letter.

Freshman Year (2016): Played in all 12 games ... Second on the team in rushing with 357 yards on 68 carries ... Per carry average of 5.2 yards was the highest on the team among players with at least five rushing attempts ... Tied or led the Orange in rushing five times ... Against Colgate (9/2), paced SU with 68 yards rushing and scored a 49-yard touchdown on his first collegiate carry ... SU's top rusher the next week versus Louisville (9/9), logging a personal-best 12 carries for 40 yards ... Also caught the first pass of his career for a 5-yard gain versus the Cardinals ... Averaged 8.4 yards per rush, gaining 42 yards on five carries, at Wake Forest (10/8) ... SU's top ground-gainer with 64 yards on seven carries (9.1 avg.), including tying his career long with a 49-yard run, at Clemson (11/5) ... Career-best 91 yards on eight carries (11.4 avg.), including a 42-yard touchdown jaunt in the third quarter, at Pittsburgh (11/26).

High School: Four-year starter at running back for head coach Chris Medlin at Forestview High School ... First Forestview player to earn a scholarship to a Power-Five school ... Rated three stars by ESPN, Scout.com, Rivals.com and 247Sports.com ... Ranked the top athlete in North Carolina by Scout.com and the No. 14 all-purpose back in the Class of 2016 by Rivals.com ... Three-time All-Gaston Gazette First Team selection ... Two-time Charlotte "Big 22" honoree ... PrepStar All-Atlantic Region selection ... Holds the Gaston County career records for yards from scrimmage (6,882), receptions (164) and points scored (630) ... Rushed for 4,631 yards, totaled 2,251 receiving yards and scored 103 touchdowns (68 rushing, 34 receiving, 1 KO return) in his career ... As a senior, rushed for 1,381 yards and 20 touchdowns on 252 carries, and caught 27 passes for 525 yards and nine TDs ... Selected to play in the Offense-Defense All-American Bowl in Daytona Beach, Fla. ... As a junior, named the Big South 2A/3A Conference Player of the Year and Forestview's Male Athlete of the Year after recording 3,062 all-purpose yards and accounting for 39 touchdowns to lead the Jaguars to an 11-3 record and an appearance in the state quarterfinals ... Ran for 2,018 yards on 273 carries (7.4 avg.) and 29 touchdowns ... Also had 35 catches for 549 yards and nine touchdowns ... Averaged 30.8 yards on 13 kickoff returns and 23.8 yards on four punt returns to earn All-Charlotte Observer Third Team

plaudits as a return specialist ... As a sophomore, scored 27 total touchdowns to help the Jaguars to a 10-5 record and a berth in the state semifinals ... Rushed for 1,027 yards and 16 touchdowns on 160 carries ... Added 70 receptions for 783 yards and 10 touchdowns, and racked up 418 yards and one touchdown as a kick returner ... 2013 Forestview Offensive Player of the Year and two-time team MVP.

Personal: Darius Quantavius (Moe) Neal Jr. ... Born in November 1997 in Charlotte, N.C. ... Son of Moe Neal Sr. and Tracy Neal ... One older brother ... Communication and rhetorical studies major.

CAREER STATISTICS AND BESTS

RUSHING

	GP-GS	Att	Yds	Avg.	TD	Lg	Avg./G
2016	12-0	68	357	5.3	2	49	29.8

RECEIVING

	GP-GS	No.	Yds	Avg.	TD	Lg	Avg./G
2016	12-0	2	6	3.0	0	5	0.5

Rushes: 12 vs. Louisville, 2016

Rushing Yards: 91 at Pittsburgh, 2016

Rushing TDs: 1, two times, last at Pittsburgh, 2016

Long Rush: 49 vs. Colgate, 2016

Receptions: 1, twice, last vs. USF, 2016

Receiving Yards: 5 vs. Louisville, 2016

Long Reception: 5 vs. Louisville, 2016



SEAN ONWUALU

26

Junior


Defensive Back • 6-1 • 188

Sylmar, Calif./Granada Hills Charter HS

Career Overview: Junior defensive back who joined the Orange as walk-on in January 2017 and participated in spring practice ... Named to the 2017 Spring SU Athletic Director's Honor Roll.

High School: Played for coaches Billy Parra and Walter Roby at Granada Hills Charter ... All-league and all-city player ... Participated in the 2015 California Classic All-Star Game as a wide receiver ... Two-time captain ... As a senior, recorded 70 tackles, 12 sacks, and amassed 284 yards receiving with two touchdowns ... Tallied 115 tackles, 17 sacks, 409 receiving yards and three TDs in his career ... Recipient of the team's John Elway Award ... Named the Highlanders' defensive MVP as a senior.

Personal: Chukwudubem Sean Onwualu ... Born in March 1997 in Burbank, Calif. ... Son of Victoria and Austin Onwualu ... Two brothers ... Cousin, Denis Onwualu, played football at Georgia Tech from 2011-15 ... Cousin, Obum Gwacham, was drafted in the sixth round by the Seattle Seahawks in the 2015 NFL Draft out of Oregon State and is currently a defensive end for the New Orleans Saints ... Dual major in neuroscience and psychology.



LIAM O'SULLIVAN

56

Redshirt Freshman

Offensive Line • 6-8 • 270

Chicago, Ill./Maine South HS

Career Overview: At 6-foot-8, he and Mike Clark are the tallest players on the team ... Worked at left tackle during 2017 spring drills ... Redshirted in 2016.

2016: Redshirt season ... ACC Honor Roll selection ... Member of the SU Athletic Director's Honor Roll in the fall.

High School: Played offensive tackle for two years for head coach David Inserra ... Received a three-star rating across the board from ESPN, Scout.com, Rivals.com and 247Sports.com ... No. 33 overall prospect in the state of Illinois, according to ESPN ... Named to the *PrepStar* All-Midwest Region Team ... As a senior, recorded 23 pancake blocks and allowed one sack in 322 pass attempts to lead Maine South to an 8-3 overall record, including a 5-0 mark in conference play, and an appearance in the second round of the Illinois 7A state playoffs ... Team also captured its 15th consecutive Central Suburban South Conference title in 2015 ... Named to the Maine South All-Numbers List as the best player in school history to wear No. 62 ... Team captain as a senior.

Personal: Liam Brendan O'Sullivan ... Born in December 1997 in Chicago, Ill. ... Son of Eamon O'Sullivan and Mary McNeill ... One brother, one sister ... Enrolled in the David B. Falk College of Sport and Human Dynamics.



JOE PASQUALE

84

Junior

Tight End • 6-6 • 244

Valley Stream, N.Y./Hewlett HS

Career Overview: Joined the Orange as a walk-on in January 2017 and participated in spring practice.

High School: Wide receiver for Coach John Palladino at G.W. Hewlett High School on Long Island ... Had 500 career receiving yards and four touchdowns ... Also played basketball and lacrosse ... As a senior center on the basketball team, earned all-county and all-conference honors after averaging 16.9 points per game.

Personal: Joseph G. Pasquale ... Born in December 1996 in Westchester, N.Y. ... Son of Ronald and Jeanine Pasquale ... One brother ... Real estate major.



TYRONE PERKINS

Junior

Running Back • 6-0 • 197

Glen Head, N.Y./Friends Academy

26

Career Overview: Third-year player is a reserve running back after working at wide receiver in 2016 ... One of 15 true freshmen to play for the Orange in 2015 ... One letter.

Sophomore Year (2016): Played against USF (9/17), but did not record any statistics.

Freshman Year (2015): Saw time in seven games, mainly on special teams ... Against Rhode Island (9/4), made his college debut and had one carry for five yards.

High School: Played for head coach Ronald Baskind at Friends Academy ... Missed his senior season due to an ACL tear ... In 2013, rushed for more than 1,000 yards and scored 24 touchdowns ... Team captain as a junior.

Personal: Tyrone Daniel Perkins ... Born in January 1997 ... Son of Tyrone Perkins Sr. and Corrie Powell ... Debby and Scott Rechler are his guardians ... Selected studies major in the School of Education.

CAREER STATISTICS AND BESTS

RUSHING

	GP-GS	Att	Yds	Avg.	TD	Lg	Avg./G
2015	7-0	1	5	5.0	0	5	0.7
2016	1-0	0	0	0.0	0	0	0.0
Total	8-0	1	5	5.0	0	5	0.6

Rushes: 1 vs. Rhode Island, 2015

Rushing Yards: 5 vs. Rhode Island, 2015

Long Rush: 5 vs. Rhode Island, 2015



ERVIN PHILLIPS

Senior

Wide Receiver • 5-11 • 181

West Haven, Conn./West Haven HS

3

Career Overview: Inside receiver who has played in 33 games, starting 22 ... Versatile player who has lined up at receiver, running back and kick returner during his career ... Owns the longest streak of consecutive starts among active SU offensive players (19 games) ... Eighth among active ACC players with 15 touchdowns scored ... Has 134 receptions for 1,165 yards (8.7 avg.) and 11 TDs ... Second to Virginia Tech's Cam Phillips (165 catches) for most receptions by an active ACC player ... Tied with Jarrod West for fifth on the SU all-time catch list ... Tied with teammate Steve Ishmael and Clemson's Hunter Renfro for fourth on the ACC's active list for career TD receptions ... Rushed for 446 yards on 92 carries (4.8 avg.) and four scores ... Third player in school history with 1,000+ career receiving yards and 400+ career rushing yards (Art Monk, Qadry Ismail) ... Amassed 2,087 all-purpose yards, including 476 as the team's primary kickoff return man in 2014 ... Holds the Orange record for most catches by a junior with 90 in 2016 ... In 2016, paired



with Amba Etta-Tawo (94 receptions) to set the ACC season record for most combined receptions by two teammates (184) ... Twelve games with 5+ catches and four games of 10+ receptions ... Two 100-yard receiving games (both in 2016) ... Moved exclusively to receiver prior to the start of 2016 spring practice after spending his sophomore season as the team's hybrid back ... Three letters.

Junior Year (2016): All-ACC Honorable Mention (Media, Coaches) ... Started all 12 games at inside receiver ... Second on the team in receptions (90), receiving yards (822) and receiving touchdowns (6) ... His 90 receptions were the most ever for an SU junior, ranked second on the school season ledger, and 10th in ACC single-season history ... Second in the ACC and eighth nationally in receptions per game (7.5) ... Fourth in the ACC behind Clemson's Mike Williams (98), North Carolina's Ryan Switzer (96) and Syracuse's Amba Etta-Tawo (94) in receptions ... Caught at least one pass in 11 out of 12 games and had 10 games with 5+ catches ... Four double-digit reception games ... Seventh in the conference with 68.5 receiving yards per contest ... Carded seven touchdowns from scrimmage (1 rushing, 6 receiving) and ranked third on the squad with 42 points scored ... Against Colgate (9/2), tied Art Monk's SU single-game catch record with 14 receptions for 87 yards and a touchdown ... Served as offensive captain and had six catches for 52 yards, and one carry for one yard, versus Louisville (9/9) ... Against USF (9/17), recorded his second double-digit catch game with 10 receptions for 95 yards, including a 24-yard touchdown ... Six receptions for 68 yards and one touchdown versus Notre Dame (10/1) ... Also had a season-long, 11-yard rush against the Irish ... Against Virginia Tech (10/15), tallied his first career 100-yard game with 11 catches for 139 yards including a career-long TD catch of 58 yards ... At Boston College (10/22), made seven catches for 78 yards and snagged a 10-yard touchdown ... Also found the end zone on a 3-yard run against the Eagles ... Eight catches for 63 yards, including a 17-yard TD receptions versus Florida State (11/19) ... At Pittsburgh (11/26), caught 11 balls for 107 yards and rushed once for eight yards.

Sophomore Year (2015): Played in nine games with eight starts ... Led the team with eight total touchdowns (3 rushing, 5 receiving) and finished second on the club with 48 points ... Ranked eighth in the ACC among non-kickers in scoring at 5.3 points per game ... Rushed for 234 yards on 41 carries (5.7 avg.) and three touchdowns ... Second on the Orange in receptions (29), third in receiving yards (286) and second in receiving TDs (5) ... Against Rhode Island (9/4), started for the first time and made the first two TD catches of his career, including a 32-yard score that marked his longest reception of the season ... Missed consecutive games against Wake Forest (9/12), Central Michigan (9/19) and LSU (9/26) with an injury ... Returned to the lineup at USF (10/10) and had five receptions for a season-best 75 yards, and three carries for 21 yards ... At Virginia (10/17), caught four passes for 33 yards, including a 7-yard TD reception in the first overtime, and rushed five times for 28 yards ... Against Pittsburgh (10/24), made a season-high six receptions for 50 yards and one touchdown ... Also totaled eight yards rushing on three attempts ... At Louisville (11/7), scored his first career rushing touchdown on a 10-yard run in the first quarter. Finished with 26 yards on six carries, and caught three passes for 33 yards ... Scored a 28-yard touchdown on his only carry versus Clemson (11/14) ... Made two receptions for 36 yards, including a 30-yard TD catch, and gained 27 yards rushing on six carries at NC State (11/21) ... Set career highs for carries (10), rushing yards (75) and scored a touchdown in SU's 20-17 victory against Boston College (11/28) ... Also caught four passes for 19 yards versus the Eagles.

Freshman Year (2014): Played in all 12 games, starting two ... Second on the team in all-purpose yardage (727 yards) ... Rushed for 194 yards on 45 carries, hauled in 15 receptions for 57 yards, and returned 25 kickoffs for 476 yards ... Made his collegiate debut versus Villanova (8/29) and returned three kickoffs for 76 yards, including a long of 31 yards ... At Central Michigan (9/13), rushed for a season-high 55 yards on nine carries ... Against Maryland (9/20), returned a career-high six kickoffs for 117 yards ... At Wake Forest (10/18), caught a season-best four passes for 10 yards ... Against Duke (11/8), rushed for 36 yards on six carries and matched his season high with four receptions for 16 yards ... Member of the Spring 2015 SU Athletic Director's Honor Roll.

High School: Played for head coach Ed McCarthy ... 2013 Coaches All-Connecticut selection ... 2013 Walter Camp All-Connecticut honoree ... 2013 Southern Connecticut Conference MVP ... Set school records for career rushing yards (4,596), career touchdowns (88) and career yards of total offense (6,182) ... Two-time captain.

Personal: Ervin Leon Phillips ... Born in January 1995 in Milford, Conn. ... Son of Joshua and Leona Phillips ... Three brothers ... Communication and rhetorical studies major.

CAREER STATISTICS AND BESTS

RUSHING

	GP-GS	Att	Yds	Avg.	TD	Lg	Avg./G
2014	12-2	45	194	4.3	0	17	16.2
2015	9-8	41	234	5.7	3	31	26.0
2016	12-12	6	18	3.0	1	11	1.5
Total	33-22	92	446	4.8	4	31	13.5

RECEIVING

	GP-GS	No.	Yds	Avg.	TD	Lg	Avg./G
2014	12-2	15	57	3.8	0	9	4.8
2015	9-8	29	286	9.9	5	32	31.8
2016	12-12	90	822	9.1	6	58	68.5
Total	33-22	134	1,165	8.7	11	58	35.3

KICK RETURNS

	GP-GS	No.	Yds	Avg.	TD	Lg	Avg./G
2014	12-2	25	476	19.0	0	31	39.7
2015	9-8	0	0	0.0	0	0	0.0
2016	12-12	0	0	0.0	0	0	0.0
Total	33-22	25	476	19.0	0	31	14.4

PUNT RETURNS

	GP-GS	No.	Yds	Avg.	TD	Lg	Avg./G
2014	12-2	0	0	0.0	0	0	0.0
2015	9-8	1	0	0.0	0	0	0.0
2016	12-12	0	0	0.0	0	0	0.0
Total	33-22	1	0	0.0	0	0	0.0

PASSING

	GP-GS	Comp	Att	INT	Pct.	Yds	TD	Lg	Avg./G
2014	12-2	0	0	0	.000	0	0	0	0.0
2015	9-8	0	0	0	.000	0	0	0	0.0
2016	12-12	1	1	0	1.000	10	0	10	0.8
Total	33-22	1	1	0	1.000	10	0	10	0.3

Rushes: 10 vs. Boston College, 2015

Rushing Yards: 75 vs. Boston College, 2015

Rushing TDs: 1, three times, last vs. Boston College, 2015

Long Rush: 31 vs. Boston College, 2015

Receptions: 14 vs. Colgate, 2016

Receiving Yards: 139 vs. Virginia Tech, 2016

Receiving TDs: 2 vs. Rhode Island, 2015

Long Reception: 58 vs. Virginia Tech, 2016

Kick Returns: 6 vs. Maryland, 2014

Kick Return Yards: 117 vs. Maryland, 2014

Long Kick Return: 31, twice, last at Clemson, 2014


Punt Returns: 1 vs. Boston College, 2015

Completions: 1 vs. Virginia Tech, 2016

Attempts: 1 vs. Virginia Tech, 2016

Passing Yards: 10 vs. Virginia Tech, 2016

Long Pass: 10 vs. Virginia Tech, 2016

JAKE
PICKARD

99

Redshirt Sophomore

Defensive Line • 6-5 • 250

Short Hills, N.J./Millburn HS

Career Overview: Reserve defensive end ... Redshirted in 2015 ... One letter.

Freshman Year (2016): Played in 10 games ... Did not play against Florida State (11/19) or at Pittsburgh (11/26) due to injury ... Carded 11 tackles, including one for a loss, and one interception ... Three multi-tackle games ... Against Colgate (9/2), made his college debut and notched one solo tackle ... Two tackles versus Louisville (9/9) and at Connecticut (9/24) ... Career-high three tackles, including 0.5 for a loss, and intercepted the first pass of his career at Wake Forest (10/8) ... Member of the SU Athletic Director's Honor Roll in the fall.

2015: Redshirt season.

High School: Played for head coach Patrick Leonardis at Millburn ... All-Group 4 First Team Defense ... Two-time Super Essex All-Conference selection for offense and defense ... Team captain as a senior ... As a junior, recorded 70 tackles and 2.5 sacks.

Personal: Jake Pickard ... Born in October 1996 in Livingston, N.J. ... Son of Tara and Andy Pickard ... Two brothers, one sister ... Enrolled in the College of Arts and Sciences.

CAREER STATISTICS AND BESTS

DEFENSE

	GP-GS	S	A	T	TFL	Sacks	FF	FR	INT	PB
2016	10-0	4	7	11	1.0-2	0.0-0	0	0-0	1-0	0

Tackles: 3 at Wake Forest, 2016

TFL: 0.5, twice, last at Wake Forest, 2016

Interceptions: 1 at Wake Forest, 2016

RAVIAN
PIERCE

6

Junior

Tight End • 6-3 • 237

*Plantation, Fla./Plantation HS/
Southwest Mississippi CC*

Career Overview: Enrolled at Syracuse in January 2017 and participated in spring practice ... Played his freshman and sophomore seasons at Southwest Mississippi Community College ... Caught 77 passes for 733 yards and five touchdowns in two years for the Bears and was a two-time National Junior College Athletic Association (NJCAA) All-Region 23 selection ... Ranked second among junior-college tight ends by ESPN ... No. 3 among tight ends and No. 21 overall on 247Sports.com's composite list of the top junior-college prospects ... No. 3 tight end and 30th overall prospect in Scout.com's Junior College Top 100.

Sophomore Year (2016 at Southwest Mississippi CC): NJCAA Honorable Mention All-American ... Garnered NJCAA All-Region 23 and MACJC All-South First Team honors for the second year in a row ... Played in nine games ... Led the Bears in receptions (50), yards (426) and tied for the team lead with two touchdown catches ... Averaged 5.6 receptions and 47.3 receiving yards per game ... Seven games with 5+ receptions ... Season-high eight catches for 49 yards versus Northeast Mississippi (9/22) ... Had seven catches for a season-best 86 yards and a touchdown at Pearl River (10/6).

Freshman Year (2015 at Southwest Mississippi CC): NJCAA All-Region 23 and MACJC All-South First Team selection ... Played in eight games and tied for the Southwest Mississippi lead with 27 receptions for 307 yards and three touchdowns ... Made five catches for a season-best 87 yards and a touchdown at East Mississippi (8/27) ... Season-high eight receptions for 48 yards at Mississippi Delta (9/3).

High School: Tight end for head coach Tucker Peavy at Plantation High School ... Earned a four-star rating from ESPN and Scout.com ... Considered the No. 1 tight end from South Florida in the Class of 2014 and the No. 9 Y-tight end in the class by ESPN ... Member of the Scout.com Top 300 ... Ranked among the top 340 prospects in the nation by 247Sports.com ... No. 16 player in Broward County, according to the *Sun Sentinel*.

Personal: Ravian Michael Pierce ... Born in April 1995 in Milwaukee, Wis. ... Grandson of Gidget Friday ... Two brothers, one sister ... Communication and rhetorical studies major.



SEAN RILEY

10

Sophomore

Wide Receiver • 5-8 • 155

Playa del Rey, Calif./Narbonne HS

Career Overview: Second-year wide receiver and return specialist ... Enters the 2017 season third among active ACC players in career all-purpose yards per game (103.3), second in career kickoff returns (53) and third in kickoff return yards (1,095) ... Holds the school and ACC records for most kickoff returns in a game (10 at Pittsburgh, 2016) and season (53 in 2016) ... One of 12 true freshmen to play for the Orange in 2016 ... One letter.

Freshman Year (2016): Played in all 12 games ... Led the NCAA, finished second on the SU season ledger, and third in ACC single-season history in kickoff return yardage (1,095) ... Second nationally to Pittsburgh's Quadree Henderson (1,166 yards) with 1,125 combined kick return yards ... Set the Syracuse and ACC single-season records with 53 kickoff returns ... Also returned two punts for 30 yards (15.0 avg.), caught 11 passes for 109 yards (9.9 avg.) and rushed once for six yards ... Second on the team in all-purpose yardage (1,240) ... Against Colgate (9/2), made his college debut and set personal bests for receptions (4) and receiving yards (44), including a career-long catch of 27 yards ... Debuted as SU's primary kickoff return man the next week versus Louisville (9/9) and ran back seven kickoffs for 121 yards (17.3 avg.) ... Against USF (9/17), returned eight kickoffs for 193 yards (24.1 avg.), the highest single-game kickoff return yardage total in the ACC for 2016 ... Returned the first punt of his career 17 yards and ran back three kickoffs for 68 yards (22.7 avg.) at Connecticut (9/24) ... Two catches for 36 yards and brought back five kickoffs for 91 yards (18.2 avg.) versus Notre Dame (10/1) ... Against Wake Forest (10/8), posted his second consecutive multi-catch game with two receptions for 13 yards, and returned three kickoffs for 62 yards (20.7 avg.) ... At Clemson (11/5), had two receptions for 11 yards and returned seven kickoffs for 178 yards (25.4 avg.), including a career-long return of 68 yards that marked the longest kickoff return surrendered by the Tigers in 2016 ... Against NC State (11/12), recorded SU's first blocked punt since the 2013 season, and returned two kickoffs for 49 yards (24.5 avg.) and one punt for 13 yards ... At Pittsburgh (11/26), broke the school and ACC single-game records for most kickoff returns with 10 for 176 yards (17.6 avg.) ... Also had one reception for five yards and logged his first career carry for six yards against the Panthers ... Member of the 2017 Spring SU Athletic Director's Honor Roll.

High School: Played running back at Narbonne High School for two years for head coach Manuel Douglas ... Earned a three-star rating across the board from ESPN, Rivals.com, Scout.com and 247Sports.com ... Rated the No. 32 all-purpose back in the Class of 2016 by 247Sports.com and the No. 58 athlete in the class by Scout.com ... *PrepStar* All-West Region selection ... Recorded 4,476 all-purpose yards and 39 total touchdowns in his last two seasons, including 2,768 rushing yards ... As a junior, named to the Cal-Hi Sports All-State Third Team for players in his class ... Racked up 1,250 yards rushing and nine touchdowns on 158 carries (7.9 avg.), and had 37 receptions for 577 yards and four touchdowns ... As a senior, rushed for 1,518 yards on 164 carries (9.3 avg.) with 20 touchdowns, and caught 27 passes for 424 yards and three scores ... Six 100-yard rushing games.

Personal: Sean K. Riley Jr. ... Born in October 1997 ... Son of Sean Riley Sr. and Christy Davenport ... Three brothers ... Communication and rhetorical studies major.

CAREER STATISTICS AND BESTS

RUSHING

	GP-GS	Att	Yds	Avg.	TD	Lg	Avg./G
2016	12-0	1	6	6.0	0	6	0.5

RECEIVING

	GP-GS	No.	Yds	Avg.	TD	Lg	Avg./G
2016	12-0	11	109	9.9	0	27	9.1

KICK RETURNS

	GP-GS	No.	Yds	Avg.	TD	Lg	Avg./G
2016	12-0	53	1,095	20.7	0	68	91.3

PUNT RETURNS

	GP-GS	No.	Yds	Avg.	TD	Lg	Avg./G
2016	12-0	2	30	15.0	0	17	2.5

Rushes: 1 at Pittsburgh, 2016

Rushing Yards: 6 at Pittsburgh, 2016

Receptions: 4 vs. Colgate, 2016

Receiving Yards: 44 vs. Colgate, 2016

Long Reception: 27 vs. Colgate, 2016

Kick Returns: 10 at Pittsburgh, 2016

Kick Return Yards: 193 vs. USF, 2016

Long Kick Return: 68 at Clemson, 2016

Punt Returns: 1 at Connecticut, 2016

Punt Return Yards: 17 at Connecticut, 2016

Long Punt Return: 17 at Connecticut, 2016



AARON ROBERTS

59

Redshirt Junior

Offensive Line • 6-4 • 297

Chicago, Ill./De La Salle Institute

Career Overview: Starting left guard in 2016 and has played in 15 games overall ... In 2016, was one of two SU offensive linemen to start every game (Jamar McGloster was the other) ... Redshirted in 2014 ... Two letters.

Sophomore Year (2016): Started all 12 games at left guard ... Led the SU front line in snaps played (968) and knockdown blocks (39) ... Five games with 4+ knockdown blocks ... Helped pave the way for an Orange unit that amassed 5,290 yards of offense (440.8 ypg), the second-highest season total yardage figure in school history ... Assisted the Orange in topping 500 yards of offense in five games ... Key protector of SU's quarterbacks who ranked 11th nationally and second in the ACC in passing (321.3 ypg) ... Against Colgate (9/2), played 77 snaps and carded four knockdown blocks in his first career start ... Played a career-best 110 snaps and logged four knockdown blocks versus USF (9/17) ... Career-high seven knockdown blocks in 79 snaps at Boston College (10/22) ... Served as SU's offensive captain and was credited with five knockdown blocks in 60 snaps at Clemson (11/5) ... Saw the field for 109 snaps at Pittsburgh (11/26) and recorded six knockdown blocks to help power the Orange to a season-high 668 total yards, including 228 yards rushing.

Freshman Year (2015): Appeared in three games as a reserve guard ... Against Rhode Island (9/4), played 30 snaps in his college debut and registered two knockdown blocks to help the Orange rush for a season-high 312 yards ... Played one snap versus Wake Forest (9/12) ... Played three snaps and had one knockdown block at Florida State (10/31).

2014: Redshirt season.

High School: Two-time captain for head coach Dan O'Keefe ... 2013 *Chicago Tribune* All-State Special Mention Team ... 2013 All-Catholic League selection.

Personal: Aaron Roberts ... Born in July 1996 in Blue Island, Ill. ... Son of Gilbert and Angela Roberts ... Two brothers ... Child and family studies major.



KENNETH RUFF

Sophomore

Defensive Line • 6-1 • 284
Lauderhill, Fla./Dillard HS

45

Career Overview: Reserve defensive lineman who can play both tackle and end ... Enrolled in January 2016 and was one of 12 true freshmen to see the field last fall ... One letter.

Freshman Year (2016): Played in seven games and made six tackles ... Carded the first tackle of his career versus Virginia Tech (10/15) ... Career-high two tackles, including one for a loss of four yards, against NC State (11/12) ... Matched his personal high with two tackles and broke up a pass versus Florida State (11/19).

High School: Four-year linebacker for head coach Lorenzo Davis at Dillard High School ... Earned a three-star rating from ESPN, Scout.com, Rivals.com and 247Sports.com ... Ranked the No. 26 inside linebacker in the Class of 2016 by Rivals.com and the No. 37 inside linebacker in the class by 247Sports.com ... No. 22 overall prospect and the No. 4 linebacker in Broward County, according to the *Miami Herald* ... 2015 *Miami Herald* All-Broward County Second Team selection ... *PrepStar* All-Southeast Region honoree ... U.S. National U-19 Football Team nominee ... Recorded more than 30 career sacks ... Had 98 tackles, 19 sacks, three forced fumbles and four fumble recoveries as a senior ... Two-time team captain.

Personal: Kenneth K. Ruff Jr. ... Born in December 1997 in Plantation, Fla. ... Son of Lakeisha Wright ... Sociology major.

CAREER STATISTICS AND BESTS

DEFENSE

	GP-GS	S	A	T	TFL	Sacks	FF	FR	INT	PB
2016	7-0	3	3	6	1.5-5	0.0-0	0	0-0	0-0	1

Tackles: 2, twice, last vs. Florida State, 2016

TFL: 1.0 vs. NC State, 2016

Pass Breakups: 1 vs. Florida State, 2016



KAYTON SAMUELS

Redshirt Junior

Defensive Line • 6-0 • 319
Ellenwood, Ga./Arabia Mountain HS

52

Career Overview: One of the team's most experienced interior defensive linemen ... Has logged 32 tackles in 22 games (17 starts) ... Twelve multiple-tackle games ... Redshirted in 2014 ... Two letters.

Sophomore Year (2016): Played in 10 games at nose tackle, starting five ... Tallied 17 tackles (12 solo), including one for a loss of five yards ... Six multi-tackle games ... Against Colgate (9/2), started and equaled his career high with three tackles ... Tied his personal best with three tackles, including one for a loss, at Clemson (11/5) ... Posted two-tackle games versus USF (9/17), at Wake Forest (10/8), versus NC State (11/12) and at Pittsburgh (11/26) ... Missed the Connecticut (9/24) and Notre Dame (10/1) games due to injury.

Freshman Year (2015): Started all 12 games at nose tackle and had 15 tackles, including eight solo ... Six multi-tackle games ... Against Rhode Island (9/4), made his collegiate debut and registered one tackle for loss and recovered a fumble ... Two solo tackles versus Wake Forest (9/12) ... One tackle for loss against Central Michigan (9/19) ... Credited with a career-high three tackles, including one solo, at NC State (11/21) ... All-ACC Academic Team selection ... Member of the SU Athletic Director's Honor Roll in the fall.

2014: Redshirt season ... Named to the Spring 2015 SU Athletic Director's Honor Roll.

High School: Selected to play in the 2013 Florida vs. Georgia Clash of the Scholar-Athletes All-Star Game ... As a senior, had five tackles, including two sacks, and forced three fumbles in a 26-20 overtime victory against Miller Grove.

Personal: Kayton Neal Samuels ... Born in October 1995 in Brooklyn, N.Y. ... Son of Shana and Rendell Samuels ... Two sisters, two brothers ... Psychology major.

CAREER STATISTICS AND BESTS

DEFENSE

	GP-GS	S	A	T	TFL	Sacks	FF	FR	INT	PB
2015	12-12	8	7	15	2.5-4	0.0-0	0	1-0	0-0	0
2016	10-5	12	5	17	1.0-5	0.0-0	0	0-0	0-0	0
Total	22-17	20	12	32	3.5-9	0.0-0	0	1-0	0-0	0

Tackles: 3, twice, last vs. Clemson, 2016

TFL: 1.0, twice, last vs. Central Michigan, 2015

Fumble Recoveries: 1 vs. Rhode Island, 2015



AIRON SERVAIS

Redshirt Freshman

Offensive Line • 6-6 • 305
Green Bay, Wis./Ashwaubenon HS

68

Career Overview: Emerged as the likely starter at center after an impressive spring ... Redshirted in 2016.

2016: Redshirt season ... Member of the travel squad ... Named to the SU Athletic Director's Honor Roll in the spring.

High School: Offensive lineman for head coach Mark Jonas at Ashwaubenon High School ... Rated three stars across the board by ESPN, Rivals.com, Scout.com and 247Sports.com ... Ranked the No. 3 offensive tackle in Wisconsin by Scout.com and the No. 10 overall prospect in the state by ESPN ... 2015 All-Fox River Conference First Team selection ... As a senior, credited with more than 100 pancake blocks to help the Jaguars average 407.2 yards of total offense per game and earn a berth in the WIAAWI Division 2 state playoffs ... Team captain.

Personal: Airon Servais ... Born in March 1998 ... Son of Troy Servais and Bethany Foley ... Health and exercise science major.



CHRIS SLAYTON

95

Redshirt Junior

Defensive Line • 6-4 • 315

University Park, Ill./Crete Monee HS

Career Overview: Anchors the defensive line ... Has 55 tackles (32 solo) in 24 games over two seasons ... Second among active SU defenders in tackles for loss (16) and sacks (5) ... Redshirted in 2014 ... Two letters.

Sophomore Year (2016): Started all 12 games, including the first three at defensive end before moving inside to his more natural tackle position ... Led the SU defensive line with 33 tackles (18 solo) ... Paced the Orange with four sacks and tied for the team lead with 10 tackles for loss ... Seven games with 3+ tackles ... Also forced two fumbles, broke up a pass, recovered a fumble and was credited with two quarterback pressures ... Served as SU's defensive game captain twice (vs. Louisville, vs. Florida State) ... Against Colgate (9/2), made his first start at defensive end and logged three tackles, including a career-best two sacks ... Against Louisville (9/9), elected defensive game captain and had one quarterback pressure ... Made three tackles and forced a fumble versus USF (9/17) ... Career-high seven tackles, including one sack, and one quarterback pressure at Connecticut (9/24) ... Against Virginia Tech (10/15), made three tackles, including one for a loss, and forced a fumble on Tech quarterback Jerod Evans late in the fourth quarter that helped seal SU's 31-17 triumph ... Five tackles, including one for a loss, at Boston College (10/22) ... Three solo tackles, including a sack, and broke up a pass versus NC State (11/12) ... Against Florida State (11/19), served as team defensive captain and carded one tackle for a loss ... At Pittsburgh (11/26), had two tackles, including one for a loss, and recovered his first career fumble.

Freshman Year (2015): *College Football News* and *CampusInsiders.com* Honorable Mention Freshman All-American ... Played in all 12 games with five starts at defensive tackle, including a first-string role in the season's first four games ... Recorded 22 tackles (14 solo) and ranked fourth on the Orange with six tackles for loss ... Against Rhode Island (9/4), made his first career start and was credited with one tackle ... Against Wake Forest (9/12), tallied a season-high three solo tackles ... Made three tackles, including a season-best 1.5 for a loss, versus Central Michigan (9/19) ... At USF (10/10), finished with two solo tackles, including one for a loss, and forced the first fumble of his career ... Set a season high with five tackles (all assisted) at Virginia (10/17) ... Had two tackles, including one for a loss, and recorded the first pass breakup of his career, at Louisville (11/7).

2014: Redshirt season ... Member of the Spring SU 2015 Athletic Director's Honor Roll.

High School: Played for head coach John Konecki ... Led Crete Monee to the 2013 IHSA 6A state title ... 2013 *Chicago Tribune* All-State Second Team ... 2012 *Chicago Tribune* All-State Special Mention ... Won two Southland Conference championships ... Named all-conference in 2012 after leading the team to a 14-0 record and recording 61 tackles, including nine sacks, and three forced fumbles.

Personal: Chris Slayton ... Born in August 1996 ... Son of Lemuel Slayton and Loren Slayton-Slaughter ... One brother ... Communication and rhetorical studies major.

CAREER STATISTICS AND BESTS

DEFENSE

	GP-GS	S	A	T	TFL	Sacks	FF	FR	INT	PB
2015	12-5	14	8	22	6.0-17	1.0-6	1	0-0	0-0	1
2016	12-12	18	15	33	10.0-40	4.0-28	2	1-0	0-0	1
Total	24-17	32	23	55	16.0-57	5.0-34	3	1-0	0-0	2

Tackles: 7 at Connecticut, 2016

TFL: 2.0 vs. Colgate, 2016

Sacks: 2.0 vs. Colgate, 2016

Forced Fumbles: 1, three times, last vs. Virginia Tech, 2016

Fumble Recoveries: 1 at Pittsburgh, 2016

Pass Breakups: 1, twice, last vs. NC State, 2016



DONTAE STRICKLAND

4

Junior

Running Back • 5-11 • 207

Dayton, N.J./South Brunswick HS

Career Overview: Team's featured running back in 2016 after spending his freshman year as a reserve hybrid back ... In 24 games, has rushed for 647 yards on 83 carries (3.5 avg.) with five touchdowns ... Also has 30 receptions for 269 yards (9.0 avg.) and two scores ... One of 15 true freshmen to play for the Orange in 2015 ... Two letters.

Sophomore Year (2016): Started all 12 games ... Led SU in rushing with 566 yards on 162 carries (3.5 avg.) and averaged 47.2 yards per game ... Second on the Orange with four rushing touchdowns ... Five games with 50+ rushing yards ... Caught 21 passes for 132 yards (6.3 avg.) ... Named offensive game captain twice (at Boston College, vs. NC State) ... Against Colgate (9/2), ran for 20 yards on nine carries in his first career start ... Recorded his first 100-yard rushing game with 127 yards on a career-best 30 carries versus USF (9/17) ... Also had three receptions for 17 yards against the Bulls ... Career-high five receptions for 26 yards and rushed 12 times for 43 yards versus Notre Dame (10/1) ... Gained 74 yards, including a career-long run of 49 yards, on 13 carries and scored his first rushing touchdown of the season at Wake Forest (10/8) ... Tossed an 84-yard touchdown pass to Brisly Estime, and rushed for 69 yards and a score, against Virginia Tech (10/15) ... At Boston College (10/22), served as SU's offensive captain and rushed 12 times for 32 yards and caught two passes for 11 yards ... Against NC State (11/12), named SU's offensive captain for the second time in three games and logged 12 carries for 28 yards, including a 10-yard touchdown ... At Pittsburgh (11/26), ran for 63 yards and a touchdown on 20 carries.

Freshman Year (2015): Played in all 12 games ... Rushed 21 times for 81 yards (3.9 avg.) and one touchdown, and caught nine passes for 137 yards and two scores ... Returned four kickoffs for 82 yards (20.5 avg.) ... Made three tackles, including two on special teams, and recovered a fumble ... Against Rhode Island (9/4), logged two carries for 42 yards in his college debut and scored his first career touchdown on a 21-yard run ... Against Wake Forest (9/12), made the first catch of his career for a 12-yard gain ... Against Central Michigan (9/19), had a season-best two receptions for 18 yards, including his first career TD catch ... Against LSU (9/26), caught a 5-yard touchdown, rushed for seven yards on two carries, and returned the first kickoff of his career for 18 yards ... Rushed four times for 13 yards and made a career-long reception of 62 yards at Florida State (10/31) ... Tied his season high with two receptions for 16 yards, and carried twice for two yards, at Louisville (11/7) ... Set career highs for most kick returns (2), most kick return yards (46), and longest kick return (26 yards) against Boston College (11/28).

High School: Running back for head coach Joseph Goerge ... 2014 NJ.com All-State selection ... 2014 Greater Middlesex Conference Player of the Year ... 2014 All-Middlesex County honoree ... As a senior, helped lead the Vikings to a 11-1 record and the state championship game by rushing for 1,179 yards and scoring 16 touchdowns ... 2013 *Home News Tribune* All-Area selection ... As a junior, rushed for 988 yards and scored 11 touchdowns.

Personal: Dontae Strickland ... Born in March 1997 in New Brunswick, N.J. ... Son of William and Carol Strickland ... Four brothers, three sisters ... Enrolled in the David B. Falk College of Sport and Human Dynamics.

CAREER STATISTICS AND BESTS

RUSHING

	GP-GS	Att	Yds	Avg.	TD	Lg	Avg./G
2015	12-0	21	81	3.9	1	21	6.8
2016	12-12	162	566	3.5	4	49	47.2
Total	24-12	183	647	3.5	5	49	27.0

RECEIVING

	GP-GS	No.	Yds	Avg.	TD	Lg	Avg./G
2015	12-0	9	137	15.2	2	62	11.4
2016	12-12	21	132	6.3	0	18	11.0
Total	24-12	30	269	9.0	2	62	11.2

KICK RETURNS

	GP-GS	No.	Yds	Avg.	TD	Lg	Avg./G
2015	12-0	4	82	20.5	0	26	6.8
2016	12-12	0	0	0.0	0	0	0.0
Total	24-12	4	82	20.5	0	26	3.4

PASSING

	GP-GS	Comp	Att	INT	Pct.	Yds	TD	Lg	Avg./G
2015	12-0	0	0	0	.000	0	0	0	0.0
2016	12-12	1	1	0	1.000	84	1	84	7.0
Total	24-12	1	1	0	1.000	84	1	84	3.5

Rushes: 30 vs. USF, 2016

Rushing Yards: 127 vs. USF, 2016

Rushing TDs: 1, five times, last at Pittsburgh, 2016

Long Rush: 49 at Wake Forest, 2016)

Receptions: 5 vs. Notre Dame, 2016

Receiving Yards: 62 at Florida State, 2015

Receiving TDs: 1, twice, last vs. LSU, 2015

Long Reception: 62 at Florida State, 2015

Kick Returns: 2 vs. Boston College, 2015

Kick Return Yards: 46 vs. Boston College, 2015

Long Kick Return: 26 vs. Boston College, 2015

Completions: 1 vs. Virginia Tech, 2016

Attempts: 1 vs. Virginia Tech, 2016

Passing Yards: 84 yards vs. Virginia Tech, 2016

Passing TDs: 1 vs. Virginia Tech, 2016

Long Pass: 84 vs. Virginia Tech, 2016



KYLE STRICKLAND

35

Redshirt Freshman

Defensive Back • 6-0 • 177

Roswell, Ga./Roswell HS

Career Overview: Joined the Orange as a walk-on defensive back in 2016 and redshirted the season.

2016: Did not play in any games ... Member of the SU Athletic Director's Honor Roll in the spring.

High School: Four-year wide receiver for head coach John Ford ... Helped the Hornets to a 14-1 record as a senior and an appearance in the OHSAA 6A state championship game ... Invited to play in the 2015 Chamber Bowl All-Star Game.

Personal: Kyle Lawrence Strickland ... Born in April 1998 in New York City ... Son of Fela Strickland, Mark Marshall and Ty Smith ... Two brothers, one sister ... Cousin, Rod Strickland, played in the NBA from 1988-2005 most notably with the Portland Trail Blazers and Washington Bullets/Wizards ... Brother, Cameron Marshall, was an outfielder for the Davidson University baseball team from 2014-17 ... Advertising major.



JONATHAN THOMAS

23

Senior

Linebacker • 6-1 • 209

Lawrenceville, Ga./Collins Hill HS

Career Overview: Logged time in 33 games, starting nine at strong-side linebacker ... Has 90 career tackles (55 solo), 5.5 tackles for loss, one sack, three forced fumbles and one fumble recovery ... Eight games with 5+ tackles ... Three letters.

Junior Year (2016): Played in all 12 games, starting the first nine at strong-side linebacker ... Fifth on the squad in tackles with 52 ... Carded four tackles for loss, one sack, one fumble recovery, one quarterback pressure and tied for second on the team with two forced fumbles ... Six 5+ tackle games ... Against Colgate (9/2), made his first collegiate start and had five tackles, including a personal-best two for a loss, and his first career sack ... Served as SU's special teams captain versus USF (9/17) and logged five tackles ... Against Connecticut (9/24), tallied a career-high eight tackles, including 0.5 for a loss, and one quarterback pressure ... Six tackles, including 0.5 for a loss, and forced a fumble at Wake Forest (10/8) ... At Boston College (10/22), credited with six tackles and recovered the first fumble of his career ... Seven tackles at Clemson (11/5) ... At Pittsburgh (11/26), registered one tackle for loss and caused a fumble.

Sophomore Year (2015): Played in all 12 games on special teams and as a backup linebacker ... Made 34 tackles, including 1.5 for a loss ... Against Rhode Island (9/4), finished with three tackles, including his first career tackle for loss ... Four tackles versus LSU (9/26) ... Saw his first extended action at linebacker at Florida State (10/31) and posted a season-high seven tackles, including 0.5 for a loss ... Six tackles, including five solo stops, at NC State (11/21).

Freshman Year (2014): Played in nine games and recorded four tackles and one forced fumble ... Member of the Spring 2015 SU Athletic Director's Honor Roll.



High School: Played for head coach Kevin Reach ... Named to the 2013 7-A All-Region First Team ... As a senior, recorded 64 tackles and 7.5 sacks to lead Collins Hill to the regional championship and an 11-2 record.

Personal: Jonathan Maclean Thomas ... Born in August 1996 ... Son of Barbara Thomas and Cassius Sirleas (stepfather) ... Selected studies major in the School of Education.

CAREER STATISTICS AND BESTS

DEFENSE

	GP-GS	S	A	T	TFL	Sacks	FF	FR	INT	PB
2014	9-0	3	1	4	0.0-0	0.0-0	1	0-0	0-0	0
2015	12-0	25	9	34	1.5-2	0.0-0	0	0-0	0-0	0
2016	12-9	27	25	52	4.0-15	1.0-11	2	1-0	0-0	0
Total	33-9	55	35	90	5.5-17	1.0-11	3	1-0	0-0	0

KICK RETURNS

	GP-GS	No.	Yds	Avg.	TD	Lg	Avg./G
2014	9-0	1	7	7.0	0	7	0.8
2015	12-0	0	0	0.0	0	0	0.0
2016	12-9	1	7	7.0	0	7	0.0
Total	33-9	1	7	7.0	0	7	0.2

Tackles: 8 at Connecticut, 2016

TFL: 2.0 vs. Colgate, 2016

Sacks: 1.0 vs. Colgate, 2016

Forced Fumbles: 1, three times, last at Pittsburgh, 2016

Fumble Returns: 1 at Boston College, 2016

Kick Returns: 1 at Boston College, 2014

Kick Return Yards: 7 at Boston College, 2014

Long Kick Return: 7 at Boston College, 2014



KIELAN WHITNER

25

Junior

Linebacker • 6-0 • 202

Lawrenceville, Ga./Mountain View HS

Career Overview: Third-year player who shifted to strong-side linebacker after contributing at safety and on special teams during his first two seasons ... In 22 career games, has 68 tackles (43 solo) and three passes defended ... Six games with 5+ tackles ... One of 15 true freshmen to play for the Orange in 2015 and led all SU rookies in tackles (33) ... Past member of the Syracuse Student-Athlete Advisory Committee (SAAC) ... Public relations director for the Syracuse University chapter of Uplifting Athletes ... Two letters.

Sophomore Year (2016): Played in 10 games with three starts (two at strong safety, one at free safety) ... Posted 35 tackles (20 solo), one interception, one pass breakup and one fumble recovery ... Made his first career start versus Colgate (9/2) and led the Orange with six tackles ... SU's top tackler with eight stops and a fumble recovery the next week against Louisville (9/9) ... Missed the USF (9/17) and Connecticut (9/24) games due to injury ... Returned to the lineup against Notre Dame (10/1) and logged three tackles ... Tied his career high with nine tackles at Wake Forest (10/8) ... Started the season finale at Pittsburgh (11/26) and had five tackles ... ACC Honor Roll selection ... Member of the SU Athletic Director's Honor Roll in the fall and spring.

Freshman Year (2015): Played in 12 games on special teams and as a reserve safety ... Led all Orange true freshmen with 33 tackles (23 solo) ... Against Rhode Island (9/4), made his college debut and recorded his first career tackle ... Saw his first extended action at safety at USF (10/10) and made three solo tackles ... Notched four tackles, including 0.5 for a loss, at Florida State (10/31) ... Finished with a career-high nine tackles, one pass breakup, and forced the first fumble of his career at Louisville (11/7) ... Had five tackles at NC State (11/21) ... All-ACC Academic Team selection ... ACC Honor Roll ... Member of the SU Athletic Director's Honor Roll both semesters.

High School: Three-time Class 7A All-Region selection for head coach Doug Giacone ... Recipient of the 2014 Touchdown Club of Gwinnett's Kevin Maloof Award ... Team captain as a junior and senior ... Three-time Gwinnett County Player of the Month ... Played in the 2014 Gwinnett County Senior All-Star Game ... Made 210 tackles, including three for a loss, nine interceptions, and had 65 receptions for 1,013 yards and eight touchdowns in his high school career ... Participated in the 2013 AT&T Georgia Junior Bowl ... Also played baseball.

Personal: Kielan Christian Whitner ... Born in July 1996 in Los Angeles, Calif. ... Son of Keith and Lisa Whitner ... Father, Keith, played professional baseball in the Detroit Tigers organization ... One sister ... Accounting major.

CAREER STATISTICS AND BESTS

DEFENSE

	GP-GS	S	A	T	TFL	Sacks	FF	FR	INT	PB
2015	12-0	23	10	33	0.5-0	0.0-0	1	0-0	0-0	1
2016	10-3	20	15	35	0.0-0	0.0-0	0	1-0	1-0	1
Total	22-3	43	25	68	0.5-0	0.0-0	1	1-0	1-0	2

Tackles: 9, twice, last at Wake Forest, 2016

TFL: 0.5 at Florida State, 2015

Interceptions: 1 vs. NC State, 2016

Forced Fumbles: 1 at Louisville, 2015

Fumble Recoveries: 1 vs. Louisville, 2016

Pass Breakups: 1, twice, last vs. NC State, 2016



TIM WALTON

36

Redshirt Freshman

Defensive Line/Linebacker • 6-2 • 230

Detroit, Mich./Cass Technical HS

Career Overview: Reserve defensive end and linebacker ... Started working at defensive end during 2017 spring practice in addition to his linebacking duties ... Redshirted in 2016.

2016: Redshirt season ... ACC Honor Roll selection ... Member of the SU Athletic Director's Honor Roll both semesters.

High School: Played two seasons at Cass Tech for head coach Tom Wilcher ... Previously attended Brother Rice High School and won a state title as a sophomore ... Earned a three-star rating from ESPN, Scout.com, Rivals.com and 247Sports.com ... Rated the No. 4 outside linebacker in Michigan by Scout.com ... Listed the No. 29 inside linebacker in the Class of 2016 by Rivals.com and the No. 53 outside linebacker in the class by Scout.com ... As a senior, recorded a team-high 121 tackles and two interceptions to lead Cass Tech to a 14-3 record and an appearance in the MHSAA Division 1 state title game ... Named to the 2015 MLive.com Detroit Football Dream Team ... *Detroit Free Press* Division 1 All-State selection ... *PrepStar* All-Midwest Region honoree.

Personal: Timothy Emanuel Walton Jr. ... Born in April 1998 in Grosse Pointe Farms, Mich. ... Son of Timothy Walton Sr. and Terese Walton ... Father, Timothy Walton Sr., played football at Ball State from 1985-88 and spent time in the NFL with the Detroit Lions, Cincinnati Bengals and Philadelphia Eagles ... Two sisters ... Psychology major.



McKINLEY WILLIAMS

98

Sophomore
Defensive Line • 6-4 • 292
 Miramar, Fla./Dillard HS

Career Overview: Sophomore interior defensive lineman ... One of 12 true freshmen to play for the Orange in 2016 ... One letter.

Freshman Year (2016): Played in all 12 games, starting once at nose tackle ... Credited with 14 tackles (eight solo), 2.5 tackles for loss, and one sack ... Four multiple-tackle games ... Against Colgate (9/2), made his collegiate debut and notched one tackle ... Recorded his first career sack versus Louisville (9/9) ... Established career highs in tackles (3) and tackles for loss (1.5) at Clemson (11/5).

High School: Coached by Lorenzo Davis at Dillard High School ... Earned a three-star rating from ESPN and Scout.com ... Named to the 2015 *Miami Herald* All-Broward County Second Team ... As a senior captain, recorded 25 tackles, 14 sacks and one touchdown ... Four-year member of the Dillard wrestling team and posted a 37-8 record in his last two seasons, including a 20-5 mark as a senior.

Personal: McKinley Williams III ... Nicknamed "Bear" ... Born in March 1998 ... Son of Marjorie Williams and McKinley Williams II ... One brother, three sisters ... Enrolled in the David B. Falk College of Sport and Human Dynamics.

CAREER STATISTICS AND BESTS

DEFENSE

	GP-GS	S	A	T	TFL	Sacks	FF	FR	INT	PB
2016	12-1	8	6	14	2.5-16	1.0-8	0	0-0	0-0	0

Tackles: 3 at Clemson, 2016

TFL: 1.5 at Clemson, 2016

Sacks: 1.0 vs. Louisville, 2016



RODNEY WILLIAMS

6

Redshirt Junior
Defensive Back • 5-10 • 191
 Cherry Hill, N.J./Cherry Hill West HS

Career Overview: Experienced safety who has played in 22 games (15 starts) ... Has 79 tackles (59 solo) and four passes defended, including two interceptions ... Seven games with 5+ tackles, including six in 2016 ... Redshirted in 2014 due to injury ... Current member of the Syracuse Student-Athlete Advisory Committee (SAAC) ... Two letters.

Sophomore Year (2016): Played in 11 games, starting the last 10 games of the year at strong safety ... Fourth on the team and second among defensive backs with 60 tackles, including 44 solo ... Six 5+ tackle games ... Averaged eight tackles per contest over the last three games (vs. NC State, vs. Florida State, at Pittsburgh) ... Led the Orange with two interceptions, and tied for third on the squad with four passes defended ... Tallied three tackles for loss and one sack ... Missed the season opener against Colgate (9/2) due to injury ... Returned to the lineup and made two tackles against Louisville (9/9) ... Against Notre Dame (10/1), served as SU's special teams captain and recorded nine tackles ... Five tackles and intercepted his first career pass against Virginia Tech (10/15) ... Against NC State (11/12), tallied a career-best 10 tackles, including nine solo ... Also had an interception and one pass breakup versus the Wolfpack ... Logged eight tackles, including his first career sack, against Florida State (11/19) ... At Pittsburgh (11/26), carded six tackles, including 0.5 for a loss ... Member of the 2017 Spring SU Athletic Director's Honor Roll.

Freshman Year (2015): Played in nine games at free safety and made 17 tackles (13 solo) ... Started the first five games of the season ... Against Rhode Island (9/4), made his first career start and was credited with one tackle ... Against Wake Forest (9/12), had four tackles ... Followed it up with a season-high seven tackles, including six solo, versus Central Michigan (9/29) ... Missed the Virginia (10/17) and Pittsburgh (10/24) games due to injury ... Dressed, but did not play, at Louisville (11/7) ... ACC Honor Roll selection ... Named to the SU Athletic Director's Honor Roll in the spring.

2014: Awarded a medical redshirt after suffering a season-ending injury in the second game of the year ... At Central Michigan (9/13), posted two tackles and recovered a fumble on a kickoff ... ACC Honor Roll selection ... Member of the SU Athletic Director's Honor Roll both semesters.

High School: Three-year captain for head coach Jim Scerbo ... 2012 and 2013 All-South Jersey First Team ... Started at quarterback, safety and placekicker ... As a senior quarterback, completed 53-of-91 passes for 732 yards and seven touchdowns ... Also returned kicks and punts for the Lions ... Scored more than 1,000 career points in four seasons for the Cherry Hill West basketball team.

Personal: Rodney Steven Williams Jr. ... Born in August 1995 in Mount Holly, N.J. ... Son of Christina Williams ... Four brothers ... Dual major in finance and marketing management.

CAREER STATISTICS AND BESTS

DEFENSE

	GP-GS	S	A	T	TFL	Sacks	FF	FR	INT	PB
2014	2-0	1	1	2	0.0-0	0.0-0	0	1-0	0-0	0
2015	9-5	13	4	17	0.0-0	0.0-0	0	0-0	0-0	0
2016	11-10	44	16	60	3.0-4	1.0-2	0	0-0	2-0	2
Total	22-15	58	21	79	3.0-4	1.0-2	0	1-0	2-0	2

Tackles: 10 vs. NC State, 2016

TFL: 1.0, twice, last vs. Florida State, 2016

Sacks: 1.0 vs. Florida State, 2016

Interceptions: 1, twice, last vs. NC State, 2016

Fumble Recoveries: 1 at Central Michigan, 2014

Pass Breakups: 1, twice, last vs. NC State, 2016



EMERSON WOMBLE

90

Sophomore
Kicker • 5-9 • 180
Overland Park, Kan./Blue Valley North HS

Career Overview: Joined the Orange as a walk-on in January 2017 and participated in spring practice ... Member of the 2017 Spring SU Athletic Director's Honor Roll ... Recipient of the Syracuse University College of Arts and Science's prestigious Coronat Scholarship.

High School: Kicker for four seasons at Blue Valley North for head coach Andy Sims ... 2015 All-Eastern Kansas League (EKL) Honorable Mention selection ... As a senior, booted four field goals and was 42-of-45 on PATs ... Converted 6-of-11 field goals in his scholastic career and hit 70-of-80 extra-point tries ... Also captained the Blue Valley North soccer and tennis teams, earning All-EKL First Team honors in soccer as a senior.

Personal: Emerson Ryan Womble ... Born in August 1998 in Germantown, Tenn. ... Son of Theresa and Greg Womble ... Two sisters ... Political science major.



OTTO ZACCARDO

29

Sophomore
Running Back • 5-10 • 199
Sudbury, Mass./Lincoln-Sudbury HS

Career Overview: Joined the team as a walk-on running back prior to the start of 2016 preseason camp and was one of 12 true freshmen to play for the Orange.

Freshman Year (2016): Did not record any statistics ... Made his college debut on special teams versus USF (9/17) ... Member of the travel team at Connecticut (9/24), versus Notre Dame (10/1) and at Wake Forest (10/8) ... ACC Honor Roll selection ... Named to the 2017 Spring SU Athletic Director's Honor Roll.

Prep School: Attended Worcester Academy (Mass.) in 2015 ... Coached by Tony Johnson ... Played in two games ... Missed the rest of the season due to injury ... Ran for two touchdowns in a 49-20 win over Deerfield Academy.

High School: Played for head coach Tom Lopez ... Named the 2015 *Sudbury Town Crier* Male Athlete of the Year ... As a senior captain, rushed for 1,127 yards and 14 touchdowns, including 200 yards and three scores versus Newton South ... Selected to play for the North team in the Shriners Football Classic ... Also played basketball for two seasons and was a sprinter for the Lincoln-Sudbury track team ... Earned all-state honors and was a three-time All-Dual County League selection in track ... Member of the school's state championship winning 400-meter relay team.

Personal: Jeffrey Otto Zaccardo ... Born in December 1996 in Boston, Mass. ... Son of Jeff and Jacquelyn Zaccardo ... One brother ... Economics major.

NEWCOMERS

JOSH ALLEN

93

Redshirt Junior
Defensive Line • 6-4 • 260
Hawthorne, Calif./West Torrance HS/Long Beach City College

Career Overview: Defensive end for two seasons (2014, 2016) at Long Beach City College (Calif.) ... In 21 games, carded 88 tackles (4.2 avg.), 29 tackles for loss and 9.5 sacks to help the Vikings to a combined 18-4 record ... Rated three stars and 34th among junior-college prospects by 247Sports.com ... Redshirted in 2015.

Sophomore Year (2016 at Long Beach City College): Played in 10 games and logged 30 tackles, including 12 for a loss, and 2.5 sacks ... Also recovered one fumble and broke up a pass ... Nine multi-tackle games ... Season-high seven tackles, including three for a loss, at Moorpark (9/17).

2015: Redshirt season.

Freshman Year (2014 at Long Beach City College): Southern California Football Association (SCFA) All-Central League Second Team selection ... Played in 11 games and had 58 tackles, 17 tackles for loss, and seven sacks ... Also recovered three fumbles and broke up four passes ... Season-high 10 tackles, including three for a loss, versus Moorpark (9/6) ... Recorded a season-best two sacks in a 42-13 victory against Palomar (9/13) ... Made seven tackles, including a season-high four for a loss, against Mount San Antonio (10/4).

High School: Coached by Greg Holt ... Led West Torrance to a 10-3 record and earned All-CIF Southern Section honors as a senior ... Returned three interceptions for touchdowns in his career ... Two-time captain ... Played basketball as a sophomore.

Personal: Joshua (J.J.) Allen ... Born in July 1995 ... Son of Carolyn Scott and the late Joseph Allen ... Three siblings.

BRANDON BERRY

97

Redshirt Sophomore
Defensive Line • 6-4 • 223
Griffin, Ga./Griffin HS/Highland CC

Career Overview: Spent two years at Highland Community College in Kansas ... Rated three stars by Scout.com ... No. 11 weak-side defensive end in the junior-college ranks, according to the 247Sports.com composite index ... Redshirted in 2015.

Freshman Year (2016 at Highland CC): Played in 11 games at defensive end ... Named to the All-Kansas Jayhawk Community College Conference (KJCCC) Second Team ... Recorded 60 tackles (30 solo) and led Highland with 21 tackles for loss ... Tied for sixth nationally with 12.5 sacks ... Six tackles, including a season-high three sacks, versus Iowa Central (9/17) ... Season-high nine tackles, including 3.5 for a loss, 1.5 sacks and one forced fumble against Iowa Western (10/22) ... Tied his season-high with nine tackles versus Ellsworth (11/12).

2015 (at Highland CC): Redshirt season.

High School: Defensive lineman for head coach Jarrett Laws ... Named to the Associated Press Class AAAA All-State Second Team and 4-AAAA All-Region First Team as a senior in 2014.

Personal: Joseph Brandon Berry ... Born in January 1996 in Griffin, Ga. ... Son of Anita and Joseph Berry ... One sister ... Child and family studies major.

ERIC COLEY

Freshman

Defensive Back • 6-2 • 175

Manlius, N.Y./Fayetteville-Manlius HS

High School: Defensive back and running back for head coach Paul Muench as a senior co-captain at Fayetteville-Manlius ... Previously attended Portage Northern High School (PNHS) in Michigan ... Earned a three-star rating from Scout.com and 247Sports.com ... Ranked No. 1 in New York, No. 4 in the East, and No. 51 overall among athletes in the Class of 2017 by Scout.com ... Cornerback on the 2016 American Family Insurance All-USA New York First Team, selected by *USA Today* ... NYSSWA All-State Second Team ... Also received All-Central New York (CNY) honors from Advance Media New York ... As a senior, rushed for 1,295 yards on 129 carries (10.0 avg.) and 17 touchdowns ... Averaged 215.8 yards rushing per game ... Five 100-yard rushing games and three 200-yard rushing efforts, including 405 yards and five TDs in F-M's 59-39 victory over Henninger ... In his first game at the Carrier Dome versus Gates-Chili, ran for 218 yards and scored three touchdowns (2 rushing, 1 receiving) to earn Express Mart Kick-Off Classic MVP honors ... Defensively, registered 70 tackles, including eight for a loss, five sacks and one fumble recovery for the Hornets ... As a junior, captained the PNHS football team and was named the squad's MVP ... Also competed for the PNHS track team for two years, earning All-Southwestern Michigan Athletic Conference accolades as a sprinter in 2014 ... PNHS Track & Field Rookie of the Year and Sprinter of the Year as a freshman ... Team MVP and captain of the track team as a sophomore.

Personal: Eric Dawayne Coley ... Born in October 1998 in Tulsa, Okla. ... Son of Vinson and Cynthia Reynolds ... Stepfather, Vinson Reynolds, coaches the SU defensive tackles ... One brother ... Enrolled in the David B. Falk College of Sport and Human Dynamics.

DAKOTA DAVIS

Freshman

Offensive Line • 6-5 • 315

Mount Airy, Md./Glenelg HS

High School: Coached by Butch Schaffer ... Rated three stars by Scout.com, ESPN and 247Sports.com ... No. 58 guard in the Class of 2017, according to ESPN ... Ranked the 96th-best offensive tackle in the class and the No. 2 offensive tackle in Maryland by Scout.com ... Opened holes for two different 2,000-yard rushers at Glenelg ... As a junior, named to the 2015 Maryland Football Coaches Association (MFCA) All-State First Team ... As a senior captain, led the Gladiators to the Maryland 3A East title and paved the way for a Glenelg offense that amassed more than 3,000 yards rushing ... Named to the 2016 American Family Insurance All-USA Maryland First Team by *USA Today* ... Earned 2016 *Washington Post* All-Met First Team honors and *Baltimore Sun* All-Metro First Team plaudits ... *PrepStar* All-Atlantic Region selection ... Member of the Team Baltimore roster for the 2016 Maryland Crab Bowl ... Received an invitation to the 2017 Big 33 Football Classic ... U.S. Army National Combine participant.

Personal: Dakota Thomas Davis ... Born in December 1998 in Frederick, Md. ... Son of Victor and Theresa Davis ... One brother ... Biology major.

34

TOMMY DeVITO

Freshman

Quarterback • 6-2 • 204

Cedar Grove, N.J./Don Bosco Prep

High School: Two-year starter at quarterback for head coach Greg Toal ... Rated four stars by 247Sports.com and ESPN ... Earned a three-star rating from Scout.com and Rivals.com ... No. 136 on ESPN's list of the top 300 prospects ... Ranked eighth nationally by ESPN among pocket passers ... No. 8 pro-style quarterback in the Class of 2017, according to 247Sports.com ... Ranked No. 14 among pro-style quarterbacks by Rivals.com ... No. 39 overall quarterback in the class, according to Scout.com ... Starter for Team Highlight at the 2017 Under Armour All-America Game ... Nike Football Elite 11 finalist and named to The Opening Finals 7-on-7 All-Tournament Team ... Two-time NJ.com All-State selection, including earning first-team honors in 2015 ... Named to the 2016 American Family Insurance All-USA New Jersey Second Team by *USA Today* ... 2015 MSG Varsity All-Metro First Team Offense ... *PrepStar* All-East Region selection ... As a junior, led the Ironmen to a 9-3 record and the 2015 New Jersey Non-Public 4 state title ... As a senior captain, passed for 2,005 yards and 16 touchdowns ... Threw for 3,800 yards and 35 TDs in his career ... Team MVP.

Personal: Thomas N. DeVito ... Born in August 1998 in Livingston, N.J. ... Son of Alexandra and Tom DeVito ... One brother ... Enrolled in the College of Arts and Sciences.

13

CHRIS ELMORE

Freshman

Fullback/Tight End • 6-0 • 280

Chicago, Ill./Phillips Academy

High School: Played fullback and defensive tackle for Coach Troy McAllister ... Earned a three-star rating across the board from Scout.com, Rivals.com, ESPN and 247Sports.com ... Ranked the No. 2 defensive tackle in Illinois and 46th nationally by Scout.com ... No. 83 defensive tackle in the Class of 2017, according to 247Sports.com's composite ratings ... 2016 Illinois Football Coaches Association (IFCA) Class 4A All-State selection ... Named to the 2016 American Family Insurance All-USA Illinois First Team by *USA Today* ... Also earned *Chicago Sun Times* All-Public League First Team plaudits as a senior ... *PrepStar* All-Midwest honoree ... Carded 80 tackles, including 19 for a loss, and 14 sacks during his senior season ... Member of the first Chicago public high school team to win an Illinois state championship, as Phillips went undefeated (14-0) to capture the 2016 IHSA Class 4A crown.

Personal: Christopher B. Elmore ... Born in May 1999 ... Son of Clinton Elmore ... Enrolled in the David B. Falk College of Sport and Human Dynamics.

36

57

SHAQUILLE GROSVENOR

Sophomore

Defensive Line • 6-2 • 285

West Orange, N.J./West Orange HS/Mesa CC

Career Overview: Defensive tackle who played his freshman season at Mesa Community College in Arizona.

Freshman Year (2016 at Mesa CC): Played in 10 games ... Recorded 24 tackles, including 3.5 for a loss, to help the Thunderbirds to a 9-2 overall record and a No. 5 final national ranking ... Carded a season-high five tackles, including one for a loss, and blocked a kick against Eastern Arizona College (9/10) ... Had four tackles in games at Phoenix College (9/3) and versus Scottsdale Community College (10/1) ... 2016-17 NJCAA All-Academic Second Team selection.

High School: Coached by James Matsakis at West Orange High School ... As a senior, invited to play in the Paul Robeson All-Star Football Classic ... Team co-captain ... Also wrestled.

Personal: Shaquille Grael Grosvenor ... Born in August 1996 ... Son of Graham Grosvenor and Elon Harris ... Two siblings.

AARON HACKETT

Freshman

Tight End • 6-3 • 230

Venice, Fla./Venice HS

High School: Tight end at Venice High School for head coach John Peacock ... Position coach was former Syracuse tight end Beckett Wales, who lettered for the Orange from 2010-13 ... Earned a three-star rating from Scout.com, ESPN and 247Sports.com's composite index ... Ranked the No. 58 tight end in the nation by Scout.com ... ESPN's No. 31 Y-tight end ... *PrepStar* All-Southeast honoree ... Totaled 53 receptions for 674 yards and eight touchdowns in his prep career ... As a junior, made 27 catches for 328 yards and four scores ... As a senior, had 24 receptions for 321 yards and four TDs in an Indians offense that averaged 46.6 points a game ... Third in the district in receiving yardage ... Led Venice to a 12-1 record, including the 2016 Florida Class 7A District 11 title, and an appearance in the FHSAA 7A state semifinals.

Personal: Aaron Hackett ... Born in August 1998 ... Son of David and Kimberly Hackett ... Enrolled in the David B. Falk College of Sport and Human Dynamics.

51

CURTIS HARPER

Freshman

Defensive Line • 6-2 • 300

McKeesport, Pa./McKeesport HS

High School: Four-year starter for head coach Matt Miller at guard and defensive tackle ... Rated three stars by Scout.com, ESPN and 247Sports.com ... No. 3 defensive tackle from Pennsylvania and ranked 89th nationally at the position by Scout.com ... Earned All-WPIAL Class 5A Big East honors on defense ... Participated in the 2017 Big 33 Football Classic as a member of Team Pennsylvania ... Voted McKeesport's Most Outstanding Lineman ... Defensive line MVP at the East Coast Elite Exposure Camp ... *PrepStar* All-East selection ... As a senior captain, had 36 tackles, including nine for a loss, and two sacks to lead the Tigers to a 9-3 record and an appearance in the WPIAL 5A state championship game ... As a junior, recorded 18 tackles, three sacks, two pass deflections and a forced fumble ... Also played basketball for four years and ran track.

Personal: Curtis Maurice Harper ... Born in May 1999 ... Son of Curtis and Sharice Harper ... One brother, one sister ... Related to 2012 Pro Football Hall of Fame inductee Curtis Martin, who played running back in the NFL for 11 seasons for the New England Patriots (1995-97) and New York Jets (1998-2005) ... Communication and rhetorical studies major.

54

89

NYKEIM JOHNSON

Freshman

Wide Receiver • 5-8 • 163

Washington, D.C./Friendship Academy

High School: Played wide receiver, cornerback and returned kicks at Friendship Academy for head coach Mike Hunter ... Earned a three-star rating across the board from 247Sports.com, ESPN, Rivals.com and Scout.com ... Ranked the No. 3 receiver in Washington, D.C. by Scout.com ... Two-time American Family Insurance All-USA District of Columbia selection by *USA Today*, earning first-team honors in 2016 ... 2016 D.C. State Athletic Association (DCSAA) All-State First Team ... *Washington Post* Honorable Mention All-Met choice as a junior in 2015 ... *PrepStar* All-Atlantic Region performer ... As a senior, caught 75 passes for 1,100 yards and 19 touchdowns ... Finished with 165 receptions for 2,700 yards and 34 TDs in his prep career ... Wide receiver MVP at the 2016 Nike Football The Opening Regional in Washington, D.C. ... Member of the 2015-16 DCSAA Honor Roll for student-athletes who achieve a 3.0 GPA or above ... Two-time captain ... Also rank track for Friendship Academy and took third place in the 100 meters at the 2015 DCSAA Outdoor Championship with a time of 11.07 seconds.

Personal: Nykeim Allaen Johnson ... Born in February 1999 in Washington, D.C. ... Son of Sadaquat Johnson and Jasmin Richardson ... Five siblings ... Communication and rhetorical studies major.

82

SHAROD JOHNSON

Freshman

Wide Receiver • 5-11 • 170

Miami, Fla./Booker T. Washington HS

High School: Wide receiver at Booker T. Washington as a senior for head coach Tim Harris ... Previously attended Miami Jackson High School ... Rated three stars by 247Sports.com, ESPN and Scout.com ... No. 78 receiver in the Class of 2017, according to ESPN ... 2016 Florida 4A All-State Second Team selection ... Two-time All-Dade County honoree by the *Miami Herald*, earning first-team kudos as a senior, and third-team recognition as a junior at Miami Jackson ... *PrepStar* All-Southeast Region choice ... As a senior, led Booker T. Washington with 50 catches for 764 yards and seven touchdowns ... Caught six passes for 92 yards and two TDs for the Tornadoes, including the game-winner, in their victory against top-ranked St. Thomas Aquinas.

Personal: Sharod Isaac Johnson ... Born in October 1997 in Miami, Fla. ... Son of Sharon Johnson ... Two sisters ... Enrolled in the David B. Falk College of Sport and Human Dynamics.

KINGSLEY JONATHAN

Freshman

Defensive Line • 6-3 • 245

Baltimore, Md./St. Frances Academy

High School: Defensive end and outside linebacker for head coach Henry Russell at St. Frances Academy ... Previously attended Eastern Alamance High School in North Carolina ... Rated three stars across the board by Scout.com, Rivals.com, ESPN and 247Sports.com ... Ranked 24th among defensive ends in the Class of 2017 by Rivals.com ... No. 29 weak-side defensive end in the class, according to 247Sports.com ... Tallied 65 tackles and 16 sacks to lead St. Frances Academy to a 10-2 record and the MIAA Class A title as a senior ... Named to the Team Maryland roster for the 2017 Big 33 Football Classic ... As a junior at Eastern Alamance, carded 104 tackles, including eight for a loss, five sacks, three pass deflections, one interception, one forced fumble and one fumble recovery ... Also played basketball, soccer and competed in track & field.

Personal: Chukwuemeka Kingsley Jonathan ... Born in April 1998 in Lagos, Nigeria ... Guardians are Tim and Tyra Grate ... One brother, two sisters ... Information management and technology major.

87

CAMERON JORDAN

Freshman

Wide Receiver • 6-3 • 195

Wheatley Heights, N.Y./Half Hollow Hills West HS

High School: Wide receiver and defensive back at Half Hollows Hills West for head coach Kyle Madden ... Received a three-star rating from 247Sports.com, ESPN and Scout.com ... Second-ranked receiver in New York state, according to Scout.com ... Named to the 2016 American Family Insurance All-USA New York Second Team by *USA Today* ... Two-time NYSSWA All-State Third Team selection ... 2016 *Newsday* All-Long Island Second Team honoree ... *PrepStar* All-East Region performer ... As a senior captain, tallied 22 receptions for 614 yards and 11 touchdowns to lead Half Hollow Hills West to a 9-3 record and the Suffolk Country Division II title ... As a junior, had 29 catches for 854 yards ... Also played basketball and lacrosse for the Colts.

Personal: Cameron Marc Jordan ... Born in March 1999 in Manhasset, N.Y. ... Son of Marc and Cerene Jordan ... One brother, one sister ... Enrolled in the David B. Falk College of Sport and Human Dynamics.

81

57



JORDAN MARTIN

Redshirt Senior

Defensive Back • 6-3 • 206

Upper Marlboro, Md./Bishop McNamara HS/ Toledo

21

Career Overview: Joined the Orange in 2017 as a graduate transfer from Toledo ... Played in 34 games at cornerback for the Rockets, starting 14 ... Totaled 74 tackles (2.2 avg.) and 11 pass breakups ... Redshirted the 2015 season after suffering a torn ACL.

Junior Year (2016 at Toledo): Played in all 13 games ... Started the last five games of the season ... Tallied 24 tackles, including 17 solo stops ... Season-high five tackles and two pass breakups versus Ball State (11/16).

2015: Received a medical redshirt after missing the season due to injury.

Sophomore Year (2014 at Toledo): Played in 10 games, starting eight ... Missed three games due to injury ... Totaled 26 tackles, including four for a loss, one sack and four pass breakups ... Had a season-high four tackles versus Missouri (9/6), at Iowa State (10/11) and versus Massachusetts (10/25) ... Notched three tackles, including two for a loss, vs. Northern Illinois (11/11) ... Against Arkansas State in the GoDaddy Bowl (1/4), made three tackles, including the first sack of his career, broke up two passes and forced a fumble.

Freshman Year (2013 at Toledo): Appeared in 11 games with one start ... Recorded 24 tackles (20 solo), two pass breakups, one interception and one forced fumble ... Made three tackles and intercepted his first career pass in his collegiate debut at Missouri (9/7) ... Career-best six tackles at Bowling Green (10/26) ... Made his first career start at Akron (11/29) and registered two tackles, one forced fumble and one pass breakup.

High School: Coached by Syracuse football letterwinner Bryce Beville at Bishop McNamara ... Rated three stars by 247Sports.com ... Talled six interceptions and 35 tackles as a senior and was named all-conference ... Selected to play in the Big 33 Football Classic and was named to the USA Olympic Junior Team ... MVP of the Rivals Five-Star Showcase in Maryland ... Also competed in track & field and was the state's top-ranked hurdler.

Personal: Jordan Dominique Martin ... Born in January 1995 ... Son of John and Valencia Martin ... One brother ... Earned his undergraduate degree in criminal justice from Toledo.

CAREER STATISTICS AND BESTS

	GP-GS	S	A	T	TFL	Sacks	FF	FR	INT	PB
2013	11-1	20	4	24	0.0-0	0.0-0	1	0-0	1-3	2
2014	10-8	19	7	26	4.0-22	1.0-10	1	0-0	0-0	4
2016	13-5	17	7	24	0.5-1	0.0-0	0	0-0	0-0	4
Total	34-14	56	18	74	4.5-23	1.0-10	2	0-0	1-3	10

Tackles: 6 at Bowling Green, 2013

TFL: 2.0 at Northern Illinois, 2014

Sacks: 1.0 vs. Arkansas State, 2014

Interceptions: 1 at Missouri, 2013

Forced Fumbles: 1, twice, last vs. Arkansas State, 2014

Pass Breakups: 2, twice, last vs. Ball State, 2016

IFEATU
MELIFONWU

43

Freshman

Defensive Back • 6-3 • 195

South Grafton, Mass./Grafton HS

High School: Running back, receiver and defensive back for head coach Chris McMahon at Grafton ... Rated three stars by ESPN and 247Sports.com ... Fifth-ranked prospect from Massachusetts and the No. 81 athlete in the Class of 2017, according to ESPN ... Rated the fourth overall prospect in Massachusetts and 71st nationally among athletes by 247Sports.com ... Named to the 2016 American Family Insurance All-USA Massachusetts First Team at running back by *USA Today* ... Two-time *Worcester Telegram & Gazette* Super Team selection ... Named the paper's Central Massachusetts Division 4 co-Defensive MVP as a junior, and the Division 3 Player of the Year as a senior ... *PrepStar* All-East Region choice ... Led Grafton to two Central Massachusetts titles, including the Division 3 championship and a state finals appearance in 2016 ... As a senior captain, rushed for 1,876 yards and 25 touchdowns, while intercepting two passes on defense ... Ran for 237 yards and two scores in Grafton's state semifinal win against Taconic ... Tied the school single-game record with six rushing touchdowns versus Quabbin ... Also played basketball, lacrosse and ran track ... Captained the basketball team as a junior.

Personal: Ifeatu Charles-David Melifonwu ... Born in May 1999 in Boston, Mass. ... Son of Tina Melifonwu ... Three brothers, one sister ... Older brother, Obi Melifonwu, played safety at Connecticut from 2013-16 and was selected in the second round of the 2017 NFL Draft by the Oakland Raiders ... Psychology major.

ZACH
MORTON

91

Freshman

Defensive Line • 6-4 • 220

Detroit, Mich./Cass Technical HS

High School: Played defensive end at Cass Tech for four years under head coach Tom Wilcher ... Rated three stars across the board by 247Sports.com, ESPN, Rivals.com and Scout.com ... Ranked in the top 50 among defensive ends by ESPN (No. 47) ... No. 33 wide-defensive end in the Class of 2017, according to 247Sports.com ... Named to the 2016 MLive.com Defensive Dream Team ... *PrepStar* All-Midwest selection ... Helped lead the Technicians to four regional championships, three city titles and the 2016 MHSAA Division I state championship ... Cass Tech posted an overall record of 49-5 in Morton's four seasons, including a perfect 14-0 mark in 2016 ... Team captain as a senior ... Voted Cass Tech's Most Improved Defensive Player and the recipient of the team's Spirit Award ... Also played basketball.

Personal: Zachary Kurtis Morton ... Born in January 1999 in Grosse Pointe, Mich. ... Son of Darryl and Lauren Morton ... Father, Darryl, played football at Division II Central State University ... One brother, one sister.

MARKENZY
PIERRE

22

Freshman

Running Back • 5-11 • 214

Kissimmee, Fla./Liberty HS

High School: Running back for head coach Cory Johns at Liberty High School ... Received three-star ratings from 247Sports.com and ESPN ... No. 52 running back in the country, according to ESPN ... Two-time Florida Class 7A All-State First Team honoree ... Finished his scholastic career with 5,133 yards rushing, the 12th-most in Central Florida history ... 2016 *Osceola News-Gazette* Player of the Year ... *PrepStar* All-Southeast Region choice ... Selected to play in the 2016 Central Florida All-Star Game ... As a junior, ran for 1,677 yards and 19 touchdowns, averaging more than 9.0 yards per carry ... Totaled 2,559 yards rushing and 30 touchdowns as a senior ... Capped his career with a 447-yard, seven-touchdown effort against Poinciana ... Also played basketball, ran track and wrestled.

Personal: Markenzy J. Pierre ... Born in October 1998 in Newark, N.J. ... Son of Benony and Gravelie Pierre ... Two brothers, one sister ... Enrolled in the David B. Falk College of Sport and Human Dynamics.

TYRELL RICHARDS

Freshman

Linebacker • 6-4 • 212

Brampton, Ontario, Canada/Clarkson Secondary School

High School: Linebacker for head coach Larry Jusdanis at Clarkson Secondary School ... Rated three stars by Scout.com, ESPN and 247Sports.com's composite index ... No. 4 overall Canadian prospect, according to ESPN ... Invited to participate in the 2016 International Federation of American Football U-19 World Championship in Harbin, China ... Represented Ontario at the 2015 Football Canada Cup and collected Defensive Player of the Game honors ... As a senior, tallied 72 solo tackles, 1.5 sacks, two interceptions and returned two fumbles for touchdowns ... Team captain and MVP.

Personal: Tyrell Joseph Richards ... Born in October 1998 in Ottawa, Ontario, Canada ... Son of Anik and Nick Richards ... Two sisters ... Enrolled in the David B. Falk College of Sport and Human Dynamics.

ALLEN STRITZINGER

Freshman

Running Back • 6-0 • 190

Clinton Township, Mich./De La Salle HS

High School: Two-way standout at running back and defensive back for head coach Mike Giannone ... Received a three-star rating from 247Sports.com, Rivals.com and Scout.com ... No. 41 athlete in the country, according to Rivals.com ... Ranked 49th among safeties in the Class of 2017 by 247Sports.com ... No. 3 cornerback in the state of Michigan and No. 44 overall at the position, according to Scout.com ... Named by *USA Today* to the 2016 American Family Insurance All-USA Michigan Team ... Honorable mention all-state selection as a sophomore in 2014 ... *PrepStar* All-Midwest Region performer ... Rushed for 2,352 yards and 34 touchdowns on 451 carries (5.2 avg.) in his prep career, and amassed more than 3,000 all-purpose yards ... On defense, recorded three career interceptions and 21 passes defended ... As a sophomore, rushed for 1,356 yards and 20 touchdowns, including 173 yards and a score in De La Salle's state championship victory over Mona Shores ... Also a member of the De La Salle track team ... As a senior, finished third in the state in the 110-meter hurdles and second in the 300-meter dash.

Personal: Allen Stritzinger ... Born in August 1998 ... Son of David and Vanessa Stritzinger ... Communication and rhetorical studies major.

42

RUSSELL THOMPSON-BISHOP

12

Freshman

Wide Receiver • 6-1 • 200

Bloomfield, Conn./Bloomfield HS

High School: Wide receiver for head coach Ty Outlaw at Bloomfield, the same high school that produced Syracuse All-American and NFL All-Pro Dwight Freeney ... Received three stars from 247Sports.com and ESPN ... No. 7 overall prospect in Connecticut, according to ESPN ... Ranked one of the top 20 players in the state by the Connecticut High School Coaches Association (CHSCA) ... Earned first-team all-state honors in 2016 from the CHSCA, Walter Camp Football Foundation and *New Haven Register* ... 2016 American Family Insurance All-USA Connecticut Second Team selection by *USA Today* ... Voted to the CHSCA All-State Class S Football Team as a junior in 2015 ... Two-time All-*Hartford Courant* Fab 15 selection ... *PrepStar* All-East Region honoree ... Totaled 133 receptions for 2,768 yards and 35 touchdowns in his prep career ... As a senior, caught 46 passes for 1,165 yards and 16 scores ... As a junior, led the Warhawks to an undefeated season (13-0) and the 2015 Class S state championship, catching 41 passes for 728 yards and 11 TDs ... Hauled in a pair of 27-yard touchdowns in the state title game versus Ansonia ... Also a member of the Bloomfield basketball and track teams ... On the hardwood, led the state of Connecticut in blocked shots as a junior (4.6 per game) ... Received All-*Hartford Courant* honors as a sprinter and was a member of Bloomfield's 4x100 Open championship relay team.

Personal: Russell A. Thompson-Bishop ... Born in July 1999 ... Son of Jackie Thompson ... Communication and rhetorical studies major.

32

KADEEM TROTTER

33

Freshman

Linebacker • 6-2 • 185

Canton, Ohio/McKinley HS

High School: Two-year letterwinner at linebacker and defensive back for head coach Dan Reardon at McKinley High School ... Rated three stars by Scout.com, Rivals.com, ESPN and 247Sports.com ... No. 40 overall prospect from Ohio, according to Rivals.com ... Seventh-ranked safety in the state of Ohio by Scout.com ... Ranked 92nd among safeties in the Class of 2017 by 247Sports.com's composite index ... *PrepStar* All-Midwest selection ... As a junior, only played in three games due to a torn MCL ... Recorded 16 tackles, including two for a loss ... As a senior, logged 32 tackles, including 10 for a loss, and three sacks.

Personal: Kadeem Trotter ... Born in October 1998 ... Son of Kenneth and Ranae Trotter ... Enrolled in the David B. Falk College of Sport and Human Dynamics.



FA CT S

SYRACUSE FOOTBALL 2017



THE BABERS FILE

Experience: 34th season/2nd at Syracuse

Hometown: San Diego, Calif.

Alma Mater: Hawaii '84

Family: wife, Susan; daughters, Breeahnah, Tasha, Jazzmin and Paris

PLAYING EXPERIENCE

College: Hawaii (1979-83)

Pro: BC Lions (CFL, 1984 free-agent signee)

COACHING LEDGER

Year	School	W-L-T	Pos.
1984	Hawaii	7-4	GA
1985	Arizona State	8-4	GA
1986	Arizona State	10-1-1	GA
1987	Eastern Illinois	5-6	RB
1988	UNLV	4-7	STC/RB
1989	UNLV	4-7	STC/RB
1990	Northern Arizona	5-6	STC/DB
1991	Purdue	4-7	WR
1992	Purdue	4-7	WR
1993	Purdue	1-10	WR
1994	San Diego State	4-7	WR
1995	Arizona	6-5	WR
1996	Arizona	5-6	WR
1997	Arizona	7-5	RB
1998	Arizona	12-1	OC/QB
1999	Arizona	6-6	OC/QB
2000	Arizona	5-6	OC/QB
2001	Texas A&M	8-4	OC/QB
2002	Texas A&M	6-6	OC/QB
2003	Pittsburgh	8-5	RB
2004	UCLA	6-6	WR
2005	UCLA	10-2	WR
2006	UCLA	7-6	RB
2007	UCLA	6-6	AHC/RB
2008	Baylor	4-8	WR
2009	Baylor	4-8	STC/WR
2010	Baylor	7-6	STC/WR
2011	Baylor	10-3	STC/WR
Totals	28 seasons		
	Assistant Coach	173-155-1 (.527)	

Year	School	W-L-T	Pos.
2012	Eastern Illinois	7-5	HC
2013	Eastern Illinois	12-2	HC
2014	Bowling Green	8-6	HC
2015	Bowling Green	10-3	HC
2016	Syracuse	4-8	HC
Totals	5 seasons		
	Head Coach	41-24 (.631)	

DINO BABERS

Head Coach • Second Season • Career Record: 41-24 (.631)

A proven winner and respected mentor, Dino Babers was named the 30th head football coach at Syracuse University on Dec. 5, 2015. He owns a 41-24 (.631) career head coaching record and boasts more than 30 years of experience in the profession.

In four of his five seasons as a college head coach, Babers has led his teams to the postseason. As the head coach at Bowling Green, and before that Eastern Illinois, Babers won three conference championships, two division titles and the 2014 Raycom Camellia Bowl. It's a championship pedigree that has served him well in reestablishing the Orange program.

Known for his innovative, ultra-fast offense, Babers planted the seeds of Syracuse's revival in 2016 and the program immediately began reaping the rewards. The Orange knocked off a ranked opponent for the first time in four years, toppling eventual ACC Coastal champion Virginia Tech at the Carrier Dome. He commanded an offense that set or tied more than 40 school records, including new program season records for passing attempts (522), pass completions (332) and passing yards (3,855). In addition, Syracuse racked up 5,290 yards of offense, the second-highest total in school history.

On an individual level, receivers Amba Etta-Tawo, Ervin Philips and quarterback Eric Dungey excelled in the system and exploded onto the national scene. Etta-Tawo and Philips combined for an ACC-record 184 receptions, with Etta-Tawo making 94 catches and Philips 90. Etta-Tawo, in his only year with the Orange, left an indelible stamp on the program. He set 10 SU receiving records, was a Biletnikoff Award semifinalist, a unanimous All-ACC First Team selection and was named to four All-America teams. Etta-Tawo was voted to the *Sporting News* All-America Second Team and received third-team honors from the Associated Press to become the first Orange player since Dwight Freeney (2001) to earn recognition from any of the five major All-America selectors. Philips ranked eighth in the FBS in receptions per game, set the program record for most catches by a junior and earned All-ACC Honorable Mention plaudits.

Dungey finished the 2016 campaign ranked in the top 15 nationally in completions per game (6th - 25.6), total offense (11th - 330.2 ypg), passing (12th - 297.7 ypg) and completion percentage (13th - 64.8). He recorded six 300-yard passing games in nine outings, one shy of Clemson star Deshaun Watson who tallied an ACC-best seven such performances in six more games played.

Overall, six of Babers' pupils received 2016 All-ACC honors with specialist Brisly Estime, linebackers Zaire Franklin, Parris Bennett and punter Sterling Hofrichter joining Etta-Tawo and Philips in SU's all-conference parade.

MAKING THE FALCONS FAST

Babers took over the Bowling Green program in 2014 and led the Falcons to an 18-9 record in his two years there, including victories over three Big Ten teams (Indiana - 2014; Maryland, Purdue - 2015). The Falcons went 8-6 in Babers' first season and captured the MAC East Division title with a 5-3 league mark. Bowling Green lost the MAC title game to Northern Illinois, but rebounded for a 33-28 win versus South Alabama in the Camellia Bowl, BGSU's first bowl victory since 2004.

In 2015, Bowling Green was 10-3 under Babers and 7-1 against MAC competition to win the MAC East title once again. This time the Falcons got the better of MAC West champion Northern Illinois in the league title game to win BGSU's second conference championship in three seasons. Babers presided over one of the most explosive offenses in the country, as the Falcons ranked in the top 10 nationally in first downs (1st - 389), total offense (4th - 546.8 ypg), passing offense (5th - 366.8 ypg), third-down conversion percentage (5th - .502) and scoring (6th - 42.2 ppg).



BABERS VS. THE OPPOSITION

	W-L	Pct.
Akron	2-0	1.000
Austin Peay	2-0	1.000
Ball State	1-1	.500
Boston College	1-0	1.000
Buffalo	2-0	1.000
Central Arkansas	0-1	.000
Clemson	0-1	.000
Colgate	1-0	1.000
Connecticut	1-0	1.000
Eastern Kentucky	2-0	1.000
Florida State	0-1	.000
Illinois State	1-1	.500
Indiana	1-0	1.000
Jacksonville State	2-0	1.000
Kent State	2-0	1.000
Louisville	0-1	.000
Maryland	1-0	1.000
Massachusetts	2-0	1.000
Memphis	0-1	.000
Murray State	2-0	1.000
NC State	0-1	.000
Northern Illinois	1-2	.333
Notre Dame	0-1	.000
Ohio	2-0	1.000
Pittsburgh	0-1	.000
Purdue	1-0	1.000
San Diego State	1-0	1.000
South Alabama	1-0	1.000
South Dakota State	0-1	.000
South Florida	0-1	.000
Southeast Missouri	2-0	1.000
Southern Illinois	2-0	1.000
Tennessee	0-1	.000
Tennessee-Martin	1-1	.500
Tennessee State	2-0	1.000
Tennessee Tech	2-0	1.000
Toledo	0-2	.000
Towson	0-1	.000
Virginia Tech	1-0	1.000
VMI	1-0	1.000
Wake Forest	0-1	.000
Western Kentucky	0-1	.000
Western Michigan	1-2	.500
Wisconsin	0-1	.000
Total	41-24	.631

Babers mentored 17 All-MAC performers at BGSU, including 11 in 2015. Falcons quarterback Matt Johnson was named the 2015 MAC Vern Smith Leadership Award winner, presented to the conference's top football player, and earned MAC Offensive Player of the Year honors. In addition, Johnson finished second nationally in passing yards (4,946), touchdown passes (46) and fifth in passing yards per game (353.3). He set the MAC single-season record for touchdown passes and eclipsed Ben Roethlisberger's conference record for most passing yards in one season.

Another of Babers' charges – Roger Lewis – also had a standout 2015 campaign. Lewis, now an NFL receiver for the New York Giants, finished second in the FBS in receiving yards (1,544), third in touchdown catches (16) and fifth in receiving yards per game (110.3). He became the first Falcon since 1994 to earn All-America honors from the Associated Press (third team) and received second-team honors from the Football Writers Association of America (FWAA).



The Babers family (L-R): Paris, Jazzmin, Dino, Susan, Breeahnah and Tasha.

EXCELLENCE AT EASTERN ILLINOIS

Babers excelled in his first head coaching position, leading Eastern Illinois to a 19-7 record during his two-year stint, including a 14-1 mark against Ohio Valley Conference foes. His 2012 and 2013 Panther teams won the conference championship and earned berths in the FCS playoffs. Babers was named the Ohio Valley Conference Coach of the Year both seasons.

In 2013, the Panthers finished 12-2, including an 8-0 conference record, and reached the FCS quarterfinals. The Panthers were ranked as high as No. 2 in the polls and led the nation in total yards per game (589.5) and points per game (48.2). EIU averaged 372.4 yards passing per contest and 217.1 yards a game rushing on its way to outscoring its opponents, 636-270. The offense was diverse with four different receivers totaling at least 700 yards and eight touchdowns apiece, and two running backs who combined to rush for 2,539 yards.

Babers also proved to be an effective defensive coach. In 2013, Eastern Illinois ranked in the top 30 nationally in scoring defense, red-zone defense and pass efficiency defense. EIU led the nation in fumbles recovered (23) and was sixth nationally with a +14 turnover margin.

Panthers quarterback Jimmy Garoppolo was named the 2013 Walter Payton Award winner as the top player in the FCS after throwing for 5,050 yards and 53 touchdowns. During his two seasons working with Babers, Garoppolo passed for 8,873 yards and 84 scores to transform himself into a second-round NFL Draft pick of the New England Patriots. In addition, Babers mentored 2012 Ohio Valley Conference Player of the Year Erik Lora, who set league single-season records with 136 receptions and 1,664 receiving yards. Lora followed it up with 123 catches for 1,544 yards and a conference-record 19 touchdowns in 2013.

Upon his arrival at EIU in 2012, Babers took a Panthers team that had finished last in the Ohio Valley Conference in 2011 and led them to a first-place finish with a 6-1 league mark. It was just the fourth time in OVC history that a team went from worst to first in the span of a season.

PROFESSIONAL BUILDING BLOCKS

Prior to taking the helm at Eastern Illinois, Babers spent four seasons (2008-11) at Baylor in various capacities. During his time in Waco, Babers worked as the special teams coordinator, recruiting coordinator and outside receivers coach, guiding the careers of NFL stars like Terrance Williams and Josh Gordon. Before that, he spent four years at UCLA as the assistant head coach, running backs coach and wide receivers coach.

A native of San Diego, Calif., Babers also worked as an assistant at Pittsburgh, Texas A&M, Arizona, San Diego State, Purdue, Northern Arizona, UNLV and Eastern Illinois. He began his collegiate coaching career as a graduate assistant at Hawaii in 1984 and spent the next two seasons in a similar position at Arizona State before landing his first full-time job at Eastern Illinois in 1987.

Babers has coached or recruited more than 40 NFL players, including 29 draft picks, three Pro Bowlers (Lance Briggs, Matt Slater, Josh Gordon) and 2000 All-Pro selection Az-Zahir Hakim.

Twelve of his protégés have been picked in the first three rounds of the NFL Draft, including five in the first two rounds. Arizona running back Trung Canidate was the first-round choice of the St. Louis Rams in 2000. Wide receivers Brian Alford (Purdue), Will Blackwell (San Diego State), Dennis Northcutt (Arizona) and Gordon were selected in the second round.

A 1984 graduate of the University of Hawaii with a bachelor's degree in education, Babers started at three different positions for the Warriors during his collegiate career (outside linebacker, strong safety, running back), while earning All-Western Athletic Conference Academic honors. As a senior, he served as Hawaii's special teams captain and was the squad's leading rusher.

After his last college season, Babers tried out for the BC Lions of the Canadian Football League (CFL) before an injury in training camp ended his playing career.

Babers, who received his master's degree in education administration and supervision from Arizona State in 1987, and his wife, Susan, have four daughters – Breeahnah, Tasha, Jazzmin and Paris. Jazzmin Babers was a member of the Texas A&M volleyball team from 2012-16. She was named an AVCA Second Team All-American in 2015.

POSTSEASON COACHING EXPERIENCE

Year	Postseason	School
1985	Holiday Bowl	Arizona State
1986	Rose Bowl	Arizona State
1997	Insight.com Bowl	Arizona
1998	Holiday Bowl	Arizona
2001	Gallerfurniture.com Bowl	Texas A&M
2003	Continental Tire Bowl	Pittsburgh
2004	Las Vegas Bowl	UCLA
2005	Sun Bowl	UCLA
2006	Emerald Bowl	UCLA
2007	Las Vegas Bowl	UCLA
2010	Texas Bowl	Baylor
2011	Alamo Bowl	Baylor
2012	FCS Playoffs (First Round)	Eastern Illinois
2013	FCS Playoffs (Quarterfinals)	Eastern Illinois
2014	Camellia Bowl	Bowling Green

PROMINENT PLAYERS COACHED

Arizona State

Darryl Clack, Running Back

Purdue

Brian Alford, Wide Receiver

San Diego State

Az-Zahir Hakim, Wide Receiver

Will Blackwell, Wide Receiver

Arizona

Lance Briggs, Linebacker

Trung Canidate, Running Back

Mike Lucky, Tight End

Brandon Manumaleuna, Tight End

Dennis Northcutt, Wide Receiver

Andrae Thurman, Wide Receiver

Bobby Wade, Wide Receiver

UCLA

Kahlil Bell, Running Back

Matt Slater, Wide Receiver

Baylor

Josh Gordon, Wide Receiver

Terrance Williams, Wide Receiver

Eastern Illinois

Jimmy Garoppolo, Quarterback

Kamu Grugier-Hill, Linebacker

Erik Lora, Wide Receiver

Bowling Green

Jude Adjei-Barimah, Defensive Back

Matt Johnson, Quarterback

Roger Lewis, Wide Receiver

D.J. Lynch, Linebacker

Gabe Martin, Linebacker

Syracuse

Amba Etta-Tawo, Wide Receiver

Brisly Esteime, Wide Receiver



Dino Babers with 2013 Walter Payton Award winner Jimmy Garoppolo.



THE McCLOUD FILE

Experience: 23rd season/2nd at Syracuse

Hometown: Los Angeles, Calif.

Alma Mater: Hawaii '91

Family: wife, Renée; son, Kaleb; daughter, Rachel

PLAYING EXPERIENCE

College: Hawaii (1987-90)

Pro: Saskatchewan Roughriders (CFL, 1991-92)

COACHING LEDGER

Years	School	Pos.
1995-96	Kaiser HS (Hawaii)	DC
1997	Missouri	GA
1998-99	Idaho	DB
2000-03	Nevada	CB
2004	Nevada	WR
2005-07	Nevada	CB
2008-10	Baylor	SEC
2011	Akron	SEC
2012-13	Eastern Illinois	DC
2014	Bowling Green	DC
2015	Bowling Green	AHC/WR
2016-pres.	Syracuse	AHC/WR

POSTSEASON COACHING EXPERIENCE

Year	Postseason	School
1997	Holiday Bowl	Missouri
1998	Humanitarian Bowl	Idaho
2005	Hawaii Bowl	Nevada
2006	MPC Computers Bowl	Nevada
2007	New Mexico Bowl	Nevada
2010	Texas Bowl	Baylor
2012	FCS Playoffs (First Round)	Eastern Illinois
2013	FCS Playoffs (Quarterfinals)	Eastern Illinois
2014	Camellia Bowl	Bowling Green
2015	GoDaddy Bowl	Bowling Green

PROMINENT PLAYERS COACHED

Nevada

Nichiren Flowers, Wide Receiver

Baylor

Chance Casey, Defensive Back

Bowling Green

Jude Adjei-Barimah, Defensive Back

Gabe Martin, Linebacker

Roger Lewis, Wide Receiver

Syracuse

Amba Etta-Tawo, Wide Receiver

Brisly Estime, Wide Receiver

KIM McCLOUD

Assistant Head Coach/Wide Receivers • Second Season

With extensive experience coaching both sides of the football, Kim McCloud joined Dino Babers' staff as the Orange's assistant head coach and wide receivers coach in January 2016.

McCloud and Babers have a long history, having worked together for eight years. Before joining him at Syracuse, McCloud was Babers' defensive coordinator at Eastern Illinois (2012-13) and Bowling Green (2014). In 2015, McCloud was promoted to assistant head coach for the Falcons and also coached the team's receivers. He and Babers first worked together as assistants at Baylor from 2008-10.

At Syracuse, McCloud made an immediate impact on the Orange receiving corps. In 2016, he mentored the most productive pass-catching duo in ACC single-season history, as Amba Etta-Tawo caught 94 passes for 1,482 yards and Ervin Philips snagged 90 balls for 822 yards. Their 184 combined receptions were the most ever by two ACC teammates. In addition, Steve Ishmael (559 yards) and Brisly Estime (518 yards) topped the 500-yard mark, giving the Orange one of the most productive receiving quartets in the conference.

McCloud's influence helped Etta-Tawo become one of college football's breakout stars. Relatively unknown before arriving at Syracuse, Etta-Tawo set 10 school receiving records in his one year with the Orange. He was a 2016 Biletnikoff Award semifinalist, a unanimous All-ACC First Team selection and was named to four All-America teams.

Philips ranked eighth in the FBS receptions per game (7.5), set the program record for most catches by a junior and earned All-ACC Honorable Mention plaudits.

It wasn't the first time a group of receivers excelled under McCloud's direction. In 2015, his work helped Bowling Green receivers Roger Lewis (first team), Gehrig Dieter (second team) and Ronnie Moore (third team) earn All-MAC honors. Lewis was a nearly unstoppable force. He ranked second in the FBS in receiving yards (1,544), third in touchdown receptions (16) and fifth in receiving yards per game (110.3). In addition, Lewis became the first Falcon since 1994 to earn All-America honors from the Associated Press (third team) and received second-team All-America recognition from the Football Writers Association of America (FWAA).

Before moving to the offensive side of the ball, McCloud built his coaching reputation as the architect of aggressive, hard-hitting defenses. His 2014 Bowling Green unit forced 33 turnovers in 14 games (2.4 avg.) to help the Falcons win the Mid-American Conference East Division title and defeat South Alabama in the inaugural Raycom Media Camellia Bowl. Three of McCloud's stalwarts earned All-MAC honors in 2014, including linebacker Gabe Martin who recorded 115 total tackles and led the MAC with 18 tackles for loss. Martin is currently a member of the NFL's Arizona Cardinals after signing with the team in 2015 as an undrafted free agent.

At Eastern Illinois, McCloud was part of Babers' staff that turned around a struggling Panthers program. After successive 2-9 records in the two seasons before the staff's arrival, Eastern Illinois improved to 7-5 in 2012 and went 12-2 in 2013. The Panthers won the Ohio Valley Conference and made the FCS playoffs both years, including finishing with the No. 3 national ranking in 2013. McCloud's schemes resulted in a 2013 Panther defense that led the FCS in fumble recoveries (23), gained 37 turnovers and finished sixth nationally in turnover margin (+14).

Prior to reuniting with Babers at Eastern Illinois, McCloud served as an assistant coach at Akron (2011), Baylor (2008-10), Nevada (2000-07) and Idaho (1998-99). At Baylor, McCloud helped the Bears to the 2010 Texas Bowl and coached two All-Big 12 safeties in Byron Lander and Jordan Lake. He also worked as the defensive recruiting coordinator for the Bears from 2009-10.

Before moving to Waco, McCloud was an assistant at Nevada for eight seasons, including seven years as the Wolf Pack's secondary coach. Nevada made three straight bowl appearances and won the 2006 Western Athletic Conference title in his final three years on the staff. McCloud coached a pair of All-WAC performers at Nevada, including receiver Nichiren Flowers who ranked second in the WAC with 91 receptions in 2004.

A native of Los Angeles, Calif., McCloud was a four-year letterman and three-year starter at Hawaii, earning honorable mention All-WAC honors at defensive back. He signed as a free agent with the San Diego Chargers in 1991 and played two seasons (1991-92) in the Canadian Football League for the Saskatchewan Roughriders.

Following his playing career, McCloud broke into coaching at Kaiser High School in Honolulu and worked as a graduate assistant at Missouri in 1997, helping the Tigers earn an invitation to the Holiday Bowl.

In 1998, McCloud joined the staff at Idaho as a cornerbacks coach where he helped the Vandals win the Big West Conference and defeat Southern Miss in the Humanitarian Bowl.

A 1991 Hawaii graduate, McCloud and his wife, Renée, are the parents of two children – Kaleb and Rachel.



The McCloud family (L-R): Kaleb, Kim, Rachel and Renée.



SEAN LEWIS

Co-Offensive Coordinator/Quarterbacks • Second Season

One of the brightest, young offensive coaches in the country, Sean Lewis is in his second year as Syracuse's co-offensive coordinator and quarterbacks coach.

In his first season with the Orange, Lewis helped spearhead an offense that set or tied more than 40 school records, including new season marks for most passing attempts (522), completions (332) and yards (3,855). In addition, Syracuse racked up 5,290 yards of offense, the second-highest total in school history. The unit featured a pair of all-conference receivers, including record-setter Amba Etta-Tawo who authored the most productive pass-catching season in team history. Etta-Tawo set 10 program records and was named to four All-America teams, including earning second-team honors from *Sporting News* and third-team honors from the Associated Press.

Lewis' work with SU's quarterbacks was instrumental to the offense's success. Orange signal callers ranked 11th nationally and second in the ACC in passing (321.3 ypg) in 2016. Starter Eric Dungey shined, setting SU sophomore records for passing yardage (2,679) and yards of total offense (2,972). Dungey tied Ryan Nassib's program record with six 300-yard passing games and finished among the top 15 nationally in completions per game (6th - 25.6), total offense (11th - 330.2 ypg), passing offense (12th - 297.7 ypg) and completion percentage (13th - 64.8).

Backup Zack Mahoney also benefited from working with Lewis. In just his seventh career start, Mahoney led SU to 61 points at Pittsburgh, the highest Orange scoring total in more than a decade. Mahoney accounted for a school-record seven touchdowns against the Panthers and tied the SU single-game standard with five TD passes.

Lewis assumed his post at SU in January 2016 after helping run one of the most explosive offenses in college football under Dino Babers at Bowling Green. As the co-offensive coordinator and quarterbacks coach for the Falcons in 2015, Lewis helped direct an attack that was top 10 in the FBS in first downs (1st - 389), total offense (4th - 546.8 ypg), passing offense (5th - 366.8 ypg), third-down conversion percentage (5th - .502) and scoring (6th - 42.2 ppg).

Under Lewis' guidance, seven Bowling Green players earned 2015 All-MAC honors on offense, including conference player of the year Matt Johnson. Johnson finished second nationally in passing yards (4,946), touchdown passes (46) and fifth in passing yards per game (353.3). He set the MAC single-season record for touchdown passes and eclipsed Ben Roethlisberger's conference record for most passing yards in a season.

Johnson wasn't the only Falcon to excel while working with Lewis. Wide receiver Roger Lewis (no relation) finished second in the FBS in receiving yards (1,544), third in touchdown receptions (16) and fifth in receiving yards per game (110.3) in 2015. Lewis became the first Falcon since 1994 to earn All-America honors from the Associated Press (third team) and received second-team All-America recognition from the Football Writers Association of America (FWAA).

Coaching peers have quickly taken note of Lewis' success. He was a nominee for the 2015 Frank Broyles Award as the nation's top assistant coach. He was also selected for the first AFCA 30 Under 30 Leadership Institute. As part of the select group of coaches, Lewis participated in a full day of focused, interactive lectures on a variety of topics including ethics, leadership, NCAA rules, financial management, hiring and player safety at the 2016 AFCA Convention in San Antonio, Texas.

Record-setting production has been the hallmark of Lewis' units since he entered the coaching ranks. As Bowling Green's wide receivers coach in 2014, Lewis directed a receiving corps that was one of three in the FBS to feature six receivers with at least 20 catches. Four had more than 30 receptions and three players made at least 50 catches. The group accounted for 17 touchdowns, including seven by Roger Lewis, who totaled 73 catches for 1,093 yards to become the first freshman 1,000-yard receiver in BGSU history.

Before following Babers to Bowling Green in 2014, Lewis coached the inside receivers and tight ends for Babers at Eastern Illinois for two years. In 2012, Lewis mentored Erik Lora to one of the best individual seasons in FCS history. Lora was named the Ohio Valley Conference Player of the Year and finished fourth in the Walter Payton Award voting after setting the FCS single-season record with 136 receptions for 1,664 yards. As a unit, the 2012 Eastern Illinois wideouts hauled in a school-record 341 passes for 4,019 yards and 34 touchdowns.

The following season, Lora and Adam Drake both totaled more than 1,300 yards receiving and combined for 32 touchdowns. Lora was recognized as the best receiver in FCS football for his efforts.

Prior to his stint at Eastern Illinois, Lewis was a graduate assistant at Akron in 2011 and coached the tight ends at Nebraska-Omaha in 2010. He got his coaching start as the offensive coordinator for Richards High School in Illinois from 2007-09.

A four-year member of the Wisconsin football program, Lewis played quarterback and tight end for the Badgers from 2004-07. He was a two-time Academic All-Big Ten selection and earned his undergraduate degree in agricultural sciences in 2007.

Lewis and his wife, Sarah, have a son, Rory, and a dog, Champ.



THE LEWIS FILE

Experience: 11th season/2nd at Syracuse

Hometown: Oak Lawn, Ill.

Alma Mater: Wisconsin '07

Family: wife, Sarah; son, Rory

PLAYING EXPERIENCE

College: Wisconsin (2004-07)

COACHING LEDGER

Years	School	Pos.
2007-09	Richards HS (Ill.)	OC
2010	Nebraska-Omaha	TE
2011	Akron	GA
2012-13	Eastern Illinois	WR/TE
2014	Bowling Green	WR
2015	Bowling Green	OC/QB
2016-pres.	Syracuse	OC/QB

POSTSEASON COACHING EXPERIENCE

Year	Postseason	School
2012	FCS Playoffs (First Round)	Eastern Illinois
2013	FCS Playoffs (Quarterfinals)	Eastern Illinois
2014	Camellia Bowl	Bowling Green
2015	GoDaddy Bowl	Bowling Green

PROMINENT PLAYERS COACHED

Eastern Illinois

Erik Lora, Wide Receiver

Bowling Green

Matt Johnson, Quarterback
Roger Lewis, Wide Receiver



The Lewis family (L-R): Sean, Rory, Sarah and their dog, Champ.



THE LYNCH FILE

Experience: 19th season/2nd at Syracuse

Hometown: Roseville, Calif.

Alma Mater: Montana '00

Family: wife, Emily; daughter, Madison; son, Will

PLAYING EXPERIENCE

College: Sierra Junior College (1994-95)
Montana (1997-98)

COACHING LEDGER

Years	School	Pos.
1999	Montana	TE
2000-01	Utah State	GA
2002-04	Utah State	TE
2005	Eastern Illinois	TE
2006-11	Eastern Illinois	WR
2012-13	Eastern Illinois	RB
2014	Bowling Green	RB
2015	Bowling Green	OC/OL/RB
2016-pres.	Syracuse	OC/OL

POSTSEASON COACHING EXPERIENCE

Year	Postseason	School
1999	Div. I-AA Playoffs (First Round)	Montana
2005	Div. I-AA Playoffs (First Round)	Eastern Illinois
2006	FCS Playoffs (First Round)	Eastern Illinois
2007	FCS Playoffs (First Round)	Eastern Illinois
2009	FCS Playoffs (First Round)	Eastern Illinois
2012	FCS Playoffs (First Round)	Eastern Illinois
2013	FCS Playoffs (Quarterfinals)	Eastern Illinois
2014	Camellia Bowl	Bowling Green
2015	GoDaddy Bowl	Bowling Green

PROMINENT PLAYERS COACHED

Montana

Dallas Neil, Tight End

Utah State

J.R. Suguturaga, Tight End
Casey Poppinga, Tight End
Chris Cooley, Tight End

Eastern Illinois

Micah Rucker, Wide Receiver

Bowling Green

Travis Greene, Running Back
Alex Huettel, Offensive Line

MIKE LYNCH

Co-Offensive Coordinator/Offensive Line • Second Season

A versatile coach who has taught every offensive position group during his career, Mike Lynch is in his second year as Syracuse's co-offensive coordinator and offensive line coach.

In his first season with the Orange, Lynch helped spearhead an offense that set or tied more than 40 school records, including new season marks for most passing attempts (522), completions (332) and yards (3,855). In addition, Syracuse racked up 5,290 yards of offense, the second-highest total in school history. The unit featured a pair of all-conference receivers, including record-setter Amba Etta-Tawo who authored the most productive pass-catching season in team history. Etta-Tawo set 10 program records and was named to four All-America teams, including earning second-team honors from *Sporting News* and third-team honors from the Associated Press.

Lynch coached an offensive line that paved the way for the Orange to surpass 500 yards of offense in five games, including a season-high 668 yards at Pittsburgh. The group also protected a collection of SU quarterbacks who ranked 11th nationally and second in the ACC in passing (321.3 ypg).

Lynch joined the SU staff in January 2016 after helping run one of the most explosive offenses in college football under Dino Babers at Bowling Green. As the co-offensive coordinator, as well as the offensive line and running backs coach for the Falcons in 2015, Lynch helped direct an offense that ranked in the top 10 nationally in first downs (1st - 389), total offense (4th - 546.8 ypg), passing offense (5th - 366.8 ypg), third-down conversion percentage (5th - .502) and scoring offense (6th - 42.2 ppg). The unit powered Bowling Green to the Mid-American Conference title and an appearance in the 2015 GoDaddy Bowl.

Lynch's tutelage helped produce seven 2015 All-MAC selections on offense, including linemen Alex Huettel (second team), Jacob Bennett (second team) and running back Travis Greene (first team). Huettel earned All-America honors from Phil Steele and was selected to participate in the 2016 East-West Shrine Game.

Before adding co-offensive coordinator and offensive line coach to his duties, Lynch served as Bowling Green's running backs coach in 2014. That season, he mentored the trio of Greene, Fred Coppet and Andre Givens. The threesome combined to produce 2,192 yards and 26 touchdowns on the ground to help the Falcons capture the MAC East Division crown and win the inaugural Raycom Media Camellia Bowl.

Prior to his stint at Bowling Green, Lynch served as an assistant coach from 2005-13 at Eastern Illinois. He spent the final two years of his EIU tenure as the running backs coach under Babers, coaching two 1,000-yard rushers. He mentored All-Ohio Valley Conference honoree Jake Walker in 2012. The following season, Shepard Little was named to the All-OVC First Team after rushing for 1,551 yards and 15 touchdowns. Little ranked seventh nationally in total rushing yards and posted seven 100-yard games. He averaged 7.1 yards per carry and 110.8 yards per contest.

Most of Lynch's first six years at EIU were spent coaching the wide receivers. While in that position, he mentored 2006 All-American Micah Rucker and led several productive units, including a 2011 Panthers receiving corps that accounted for 20 of the team's 34 touchdowns. His 2010 collection of wideouts combined to catch 193 passes for 2,279 yards and 18 scores.

Lynch got his first taste of coaching in 1999 as a restricted earnings coach at Montana. After a year with the Grizzlies, Lynch spent five seasons at Utah State. While with the Aggies, he helped guide the careers of three tight ends who signed with NFL teams. Chris Cooley, a two-time Pro Bowler, was the third-round selection of the Washington Redskins in the 2003 NFL Draft, while J.R. Suguturaga (Miami Dolphins) and Casey Poppinga (Pittsburgh Steelers) both signed free-agent contracts.

A Roseville, Calif. native, Lynch was an offensive lineman for Sierra Junior College in California before finishing his collegiate career at Montana in 1997 and 1998. The Grizzlies combined to win 16 games with Lynch on the roster and reached the Division I-AA (now FCS) playoffs both seasons.

Lynch holds a bachelor's degree from Montana and a master's degree in secondary education from Utah State. He married the former Emily Schilling in June 2011. The couple have two children – Madison and Will.



The Lynch family (L-R): Madison, Emily, Will and Mike.



THE WARD FILE

Experience: 21st season/2nd at Syracuse

Hometown: Glendale, Ariz.

Alma Mater: McPherson College '97

Family: wife, Amy; daughters, Ellie and Erin; son, Travis

PLAYING EXPERIENCE

College: McPherson College (1994-96)

COACHING LEDGER

Years	School	Pos.
1997	McPherson College	DC/STC
1999-2000	Glendale CC	DC/SEC
2001-04	Wabash College	AHC/STC/SEC
2005	Missouri Southern State	AHC/DC/STC/LB
2006	Tulsa Union HS (Okla.)	AHC/DC
2007-09	McPherson College	HC
2010	North Dakota State	DB
2011	Drake	DC/LB
2012-14	Western Illinois	DC/LB
2015	Bowling Green	DC/LB
2016	Syracuse	DC
2017-pres.	Syracuse	DC/LB

POSTSEASON COACHING EXPERIENCE

Year	Postseason	School
1999	Valley of the Sun Bowl	Glendale CC
2000	Valley of the Sun Bowl	Glendale CC
2002	Div. III Playoffs (Quarterfinals)	Wabash
2009	NAIA Playoffs (First Round)	McPherson
2010	FCS Playoffs (Quarterfinals)	North Dakota State
2015	GoDaddy Bowl	Bowling Green

PROMINENT PLAYERS COACHED

Missouri Southern State

Allen Barbare, Offensive Line

North Dakota State

Marcus Williams, Defensive Back
Carlton Littlejohn, Linebacker
Kyle Emmanuel, Linebacker

Bowling Green

Austin Valdez, Linebacker
Trenton Greene, Linebacker

BRIAN WARD

Defensive Coordinator/Linebackers • Second Season

An experienced coach who has worked at every level of college football, Brian Ward was named the Orange's defensive coordinator in January 2016. He added linebackers coach to his title in 2017.

Ward's scheme allows for plenty of opportunities to make plays and SU linebackers Zaire Franklin and Parris Bennett took full advantage in 2016. Franklin was named to the All-ACC Third Team by media who cover the conference and received All-ACC Honorable Mention recognition from the league's head coaches. Bennett was an All-ACC Honorable Mention choice by the media. Both players recorded 100-tackle seasons and finished in the top 10 of the ACC in tackles per game.

Before joining the Orange, Ward served as the defensive coordinator and linebackers coach for Bowling Green in 2015. He oversaw a defense that improved in several statistical categories from the previous year and featured two All-MAC selections at linebacker, including first-team honoree Austin Valdez. Ward also served as Bowling Green's head coach for the 2015 GoDaddy Bowl versus Georgia Southern.

The defense's improved performance was a major factor in Bowling Green winning the 2015 Mid-American Conference title. The Falcons surrendered 4.6 fewer points and nearly 76 yards less of total offense per game than they did in 2014. In addition, Bowling Green allowed 39 fewer first downs and moved up the NCAA statistical rankings in passing defense (up 44 spots), rushing defense (up 20 spots), scoring defense (from 106 to 84) and total defense (from 115 to 86). Bowling Green finished 13th nationally in turnovers gained (27) and eighth in interceptions (20). Against MAC teams (including the conference championship game), the Falcons led the league in scoring defense (21.0 ppg), fewest yards per play (4.9), takeaways (22) and turnover margin (+13). Valdez was the leader of the unit, racking up 144 tackles and ranking 10th in the FBS at 10.3 tackles per contest. Trenton Greene, another of Ward's charges, earned All-MAC Second Team plaudits at linebacker after finishing with 115 tackles.

Prior to his stint at Bowling Green, Ward was the defensive coordinator at Western Illinois, molding the Leathernecks into one of the top defenses in FCS football from 2012-14. Ward's 2013 unit ranked seventh in the nation in total defense (305.3 ypg) and third nationally against the pass (149.0 ypg). Western Illinois also made improvements in a host of additional categories, including passing efficiency defense, tackles for loss and sacks.

In 2014, Ward coached two All-Missouri Valley Football Conference performers (Kevin Kintzel, Kris Harley). In addition, the Leathernecks put on one of the most impressive defensive displays of the season against Wisconsin running back Melvin Gordon. Western Illinois held the Heisman Trophy finalist to 38 yards on 17 carries (2.2 avg.).

Before joining Western Illinois, Ward was the defensive coordinator at Drake in 2011 where he helped the Bulldogs to a 9-2 record and the Pioneer Football League championship. The Bulldogs held five of their last eight opponents to 14 points or less and finished the year second nationally in rushing defense (77.2 ypg), fifth in sacks (39), seventh in scoring defense (17.8 ppg) and 10th in total defense (295.4 ypg).

Ward's previous collegiate coaching stops also include: McPherson College (1997, 2007-09), Glendale Community College (1999-2000), Wabash College (2001-04), Missouri Southern State (2005) and North Dakota State (2010). He spent the 2006 season as the defensive coordinator/assistant head coach at Tulsa Union High School in Oklahoma.

A 1997 graduate of NAIA McPherson College, Ward served as the head coach of his alma mater for three seasons from 2007-09, compiling a 17-14 (.548) record. In his final season, he led the Bulldogs to a 9-2 mark, the program's first berth in the NAIA national playoffs, and was named the CollegeFanz.com Sports Network NAIA Coach of the Year. During his head coaching tenure, the Bulldogs boasted seven All-Americans, two Kansas Collegiate Athletic Conference (KCAC) Players of the Year, seven NAIA Scholar-Athletes and 39 All-KCAC selections. Ward also worked as the defensive coordinator/special teams coach at McPherson in 1997 after the conclusion of his playing career.

Ward's additional coaching highlights include being named the 2002 AFCA Division III Assistant Coach of the Year while serving as assistant head coach, special teams coordinator and secondary coach for four years at Wabash College. The Little Giants were undefeated during the 2002 regular season. They won North Coast Athletic Conference and reached the Division III quarterfinals, while leading the country in interceptions and takeaways.

In 2003, Wabash ascended to No. 2 in the national polls and its defense ranked among the top 10 nationally in total defense, rushing defense and interceptions.

As the defensive coordinator and secondary coach at Glendale Community College in 1999 and 2000, Ward was the architect of a Vaqueros defense that helped the program win back-to-back Arizona Community College Athletic Conference championships and the 2000 NJCAA national title.

Ward holds a bachelor's degree in history from McPherson and a master's degree in organizational management from the University of Phoenix. He is married to the former Amy Brandseth. The couple have three children – Travis, Ellie and Erin.



The Ward family (L-R): Brian, Ellie, Amy, Erin and Travis.



THE LUSTIG FILE

Experience: 17th season/1st at Syracuse
Hometown: Erie, Pa.
Alma Mater: Bucknell '00
Family: wife, Beth Ann; sons, Samuel and Henry

PLAYING EXPERIENCE

College: Bucknell (1997-2000)

COACHING LEDGER

Years	School	Pos.
2001-02	Christopher Newport	DB
2003	Villanova	CB
2004-05	Christopher Newport	STC/DB
2006-08	Eastern Illinois	STC/RB
2009-10	Louisiana-Lafayette	STC/RB
2011-14	Ball State	STC/RB
2015	Ball State	AHC/STC/RB
2016	Edinboro	HC
2017-pres.	Syracuse	STC/RB

POSTSEASON COACHING EXPERIENCE

Year	Postseason	School
2001	Div. III Playoffs (First Round)	Christopher Newport
2002	Div. III Playoffs (First Round)	Christopher Newport
2004	Div. III Playoffs (Second Round)	Christopher Newport
2006	FCS Playoffs (First Round)	Eastern Illinois
2007	FCS Playoffs (First Round)	Eastern Illinois
2012	Beef O'Brady's Bowl	Ball State
2014	GoDaddy Bowl	Ball State

PROMINENT PLAYERS COACHED

Ball State

Jahwan Edwards, Running Back
 Jamill Smith, Running Back
 Scott Secor, Kicker
 Steve Schott, Kicker
 Scott Kovanda, Punter

Edinboro

Ta'Nauz Gregory, Wide Receiver
 Vic Hudson, Defensive End

JUSTIN LUSTIG

Special Teams Coordinator/Running Backs • First Season

Justin Lustig, the 2016 Division II national coach of the year, was appointed the Orange's special teams coordinator and running backs coach by Dino Babers in March 2017. The head coach at Edinboro University (Pa.), Lustig earned D2Football.com Coach of the Year honors last season after inheriting an 0-11 team and leading the Fighting Scots to a 9-2 record in his one season at the helm.

The turnaround was the largest in Division II football history and the nine wins matched the program record. The Fighting Scots scored 40 points or more in a school-record seven games and averaged 41.5 points per contest, good for 12th nationally. Along with his national coach of the year award, Lustig was voted the *Don Hansen Football Gazette* Super Region One co-Coach of the Year and the Pennsylvania State Athletics Conference (PSAC) West Coach of the Year.

During his career, Lustig has developed 41 all-conference players. He has worked on the staffs of five teams that reached the NCAA playoffs and coached in two bowl games.

Prior to becoming the head coach at Edinboro, Lustig made assistant coaching stops at five schools, including four Division I institutions. His most notable achievements came at Ball State where he was the special teams coordinator and running backs coach from 2011-15. He added the title of assistant head coach for the Cardinals prior to the 2015 campaign.

The Cardinals played in two bowl games during Lustig's time in Muncie. They faced UCF in the Beef O'Brady's Bowl in 2012 and earned a spot in the GoDaddy Bowl against Arkansas State the following season. Ball State went 19-7 those two years with four wins over BCS teams (Indiana - 2, USF, Virginia).

Lustig's special teams and return specialists were among the finest in Division I each year. In 2015, the Cardinals ranked among the top four in the Mid-American Conference (MAC) in every special teams category. His kickoff return unit ranked 12th in the FBS at 25.5 yards per return and his kickoff coverage team was 13th (18.03 ypr). Lustig also mentored running back Darian Green, who led the MAC in all-purpose yardage.

The previous season, Scott Secor was named the MAC Special Teams Player of the Year and a semifinalist for the 2014 Lou Groza Award as the nation's top placekicker. Lustig also coached All-MAC First Team kick returner Eric Patterson and mentored third-team All-MAC running back Jahwan Edwards. Edwards, a three-time all-conference choice, became the third ball carrier in Ball State history with three 1,000-yard seasons. Edwards also finished his career as the program's all-time leader in rushing yards and rushing touchdowns.

Other prominent Lustig pupils include three-time All-MAC kick return specialist Jamill Smith, punter Scott Kovanda and kicker Steve Schott. In 2012, Kovanda was a finalist for the Ray Guy Award, presented to the nation's best punter, and Schott was a Groza Award semifinalist.

After beginning his coaching career as an assistant at Division III Christopher Newport from 2001-02, Lustig moved on to Villanova in 2003 as the Wildcats' cornerbacks coach. Lustig's tutelage produced immediate results, as Villanova finished No. 1 in the Atlantic 10 Conference in pass efficiency defense and total defense.

Lustig returned to Christopher Newport for the 2004 and 2005 seasons, serving as special teams coordinator, recruiting coordinator and defensive backs coach. The special teams units broke numerous school records during those two years. The Captains blocked 11 kicks during that span, including three that were returned for touchdowns. They also returned three kickoffs for scores. Overall, Lustig's four-year tenure with the Captains featured a USA South Atlantic Conference co-championship and three NCAA Division III playoff berths.

In 2006, Lustig took over as the special teams coordinator and running backs coach at Eastern Illinois. He spent three years with the Panthers, helping EIU to two FCS playoff appearances and coaching three different 1,000-yard rushers. In addition, his 2008 special teams units led the Ohio Valley Conference in punt return average, net punting and kickoff return yardage defense.

Following his stint at Eastern Illinois, Lustig spent two seasons at Louisiana-Lafayette as the special teams coordinator and running backs coach. He also oversaw the Ragin' Cajuns' H-backs.

A 1996 graduate of Pennsylvania's Cathedral Prep, Lustig played collegiately at Bucknell. He was a four-year starter at defensive back for the Bison and captained the team as a senior. In 1997, Lustig and his teammates enjoyed the most successful season in school history, finishing with a 10-1 overall record.

Lustig earned his bachelor's degree in English and history from Bucknell in 2000. He also received a master's degree in human resource management from George Washington University in 2005.

Lustig and his wife, Beth Ann, have two sons, Samuel and Henry.



The Lustig family (L-R): Beth Ann, Henry, Samuel and Justin.



THE FERRI FILE

Experience: 13th season/2nd at Syracuse

Hometown: Youngstown, Ohio

Alma Mater: U.S. Military Academy '00

Family: wife, Rebekah; daughters, Giana, Zola and Sofie; son, Reno Jr.

PLAYING EXPERIENCE

College: Army West Point (1996-99)

COACHING LEDGER

Years	School	Pos.
2000	Army West Point	GA
2004	Akron	GA
2005	Akron	DFO
2006	Akron	WR
2007-09	Akron	RB
2011-13	Towson	RB
2014-15	Towson	TE/FB
2016-pres.	Syracuse	TE

POSTSEASON COACHING EXPERIENCE

Year	Postseason	School
2005	Motor City Bowl	Akron
2011	FCS Playoffs (Second Round)	Towson
2013	FCS Playoffs (Championship Game)	Towson

PROMINENT PLAYERS COACHED

Akron

Jabari Arthur, Wide Receiver
Dennis Kennedy, Running Back
Bryan Williams, Running Back

Towson

Emmanuel Holder, Running Back
Darius Victor, Running Back
Terrance West, Running Back
Tyler Wharton, Running Back

RENO FERRI

Tight Ends • Second Season

A veteran coach with strong recruiting ties to New York, New Jersey, Maryland and Virginia, Reno Ferri is in his second year as the Orange's tight ends coach. He was named to the position by head coach Dino Babers in January 2016.

Ferri came to Syracuse after spending the previous five seasons at Towson where he worked with the Tigers running backs, fullbacks and tight ends. He was also the Tigers recruiting coordinator from 2011-15.

In Ferri's three seasons (2011-13) as running backs coach, the Tigers averaged more than 230 yards rushing per game and posted an overall record of 29-10. Towson rushed for at least 200 yards 24 times in that span, topped the 300-yard mark on eight occasions, and went over 400 yards twice. In 2013, the Tigers ran for more than 240 yards per contest en route to a 13-3 record and an appearance in the 2013 FCS title game.

Under Ferri's guidance, the Tigers ground attack shattered virtually every school record. His 2013 stable of backs rushed for a school-record 3,830 yards and scored 55 touchdowns. In 2011, Ferri's first year leading the unit, the group averaged 229.9 rushing yards per game, a mark that led the Colonial Athletic Association.

Individually, Ferri coached four Towson ball carriers who earned All-CAA honors and three FCS All-Americans. In 2013, current Baltimore Ravens running back Terrance West set the NCAA FCS single-season records for rushing yards (2,509) and rushing touchdowns (41). In Towson's FCS quarterfinal victory against Eastern Illinois, West set an FCS playoff record by rushing for 354 yards. He also scored five touchdowns against the Panthers. West received first-team All-America honors and was named the CAA Player of the Year for his efforts.

As a freshman in 2011, West led the FCS with 29 rushing touchdowns, was tabbed the CAA Offensive Rookie of the Year, and captured the Jerry Rice Award as the top freshman in FCS football. He entered the NFL Draft after his junior year and was selected by the Cleveland Browns in the third round.

Ferri protégés Tyler Wharton and Emmanuel Holder also earned All-America honors during that time. Wharton was a first-team selection in 2011. Holder received freshman All-America accolades in 2012 and was a national second-team honoree the following year. Ferri also tutored Darius Victor, a 2013 freshman All-American and the 2013 CAA Offensive Rookie of the Year.

Prior to his time at Towson, Ferri spent six seasons at Akron. He joined the Zips in 2004 as a graduate assistant coach for offense. The following year, he served as Akron's director of football operations and was part of a Zips staff that guided the team to the 2005 MAC title and a berth in the Motor City Bowl.

In 2006, Ferri was promoted to wide receivers coach and worked with Jabari Arthur, who became an all-league performer, as well as All-MAC standout, and freshman All-American David Harvey. Harvey led the Mid-American Conference and ranked second nationally in kickoff return average (30.0).

In 2007, Ferri was named Akron's running backs coach, a position he held for three years. During that time, he mentored All-MAC selection Bryan Williams, as well as Dennis Kennedy. In 2008, Kennedy turned in a record-setting season. He ran for 1,321 yards, the third-best season rushing total in Akron history at the time, and set the school season records for most rushing touchdowns (17) and most total touchdowns (18).

Ferri was Akron's recruiting coordinator from 2005 to 2009, leading the effort that resulted in Akron landing the top-ranked classes in the MAC three years running from 2005-07. Two players from those classes were freshman All-America selections (Harvey and Almondo Sewell).

A native of Youngstown, Ohio, Ferri is a 2000 graduate of the U.S. Military Academy. A three-year letterwinner at running back for the Black Knights, he was a member of the first Army West Point team to compete in Conference USA. As a rookie in 1996, Ferri was part of a nationally-ranked Black Knights squad that was 10-2 and played Auburn in the Independence Bowl. In his senior season, Ferri served as game captain against Air Force.

After earning his bachelor's degree in general management with a minor in systems engineering, Ferri began his coaching career in 2000 as a graduate assistant at West Point.

A first lieutenant in the U.S. Army from May 2000 to March 2002, Ferri served as a fire direction officer and battalion survey officer. He also previously worked as a consultant for British Petroleum. A systems engineer, Ferri and his team designed and implemented a web-based tracking system for BP to monitor the 16,000 vessels responding to the Deep Water Horizon oil spill in the Gulf of Mexico.

Ferri and his wife, Rebekah, have four children – Giana, Zola, Sofie and Reno III.



The Ferri family (L-R): Giana, Sofie, Reno, Reno III, Rebekah and Zola.



THE MONROE FILE

Experience: 16th season/2nd at Syracuse
Hometown: Mahtomedi, Minn.
Alma Mater: St. Cloud State, '01
Family: wife, Nicole; son, Wyatt

PLAYING EXPERIENCE

College: St. Cloud State (1997-2001)

COACHING LEDGER

Years	School	Pos.
2002-03	Allegheny College	SEC
2004-05	Colgate	DE
2006-08	Colgate	SEC
2009	Colgate	DC/SEC
2010-15	Bowling Green	SEC
2016-pres.	Syracuse	SEC

POSTSEASON COACHING EXPERIENCE

Year	Postseason	School
2003	Div. III Playoffs (First Round)	Allegheny
2005	Div. I-AA Playoffs (First Round)	Colgate
2008	FCS Playoffs (First Round)	Colgate
2012	Military Bowl	Bowling Green
2013	Little Caesars Pizza Bowl	Bowling Green
2014	Camellia Bowl	Bowling Green
2015	GoDaddy Bowl	Bowling Green

PROMINENT PLAYERS COACHED

Colgate

Demitri Diamond, Defensive Back
 Cody Williams, Defensive Back

Bowling Green

Jude Adjei-Barimah, Defensive Back

NICK MONROE

Secondary • Second Season

Nick Monroe, who has won conference championships at each of his previous coaching stops, is in his second year as the Orange's secondary coach after joining the SU staff in January 2016.

During his first season with the Orange, Monroe instilled the program's defensive principles in a young secondary hit hard by injuries. His tutelage paid dividends as six different defensive backs made interceptions. In addition, Monroe's teaching was critical to the development of cornerback Christopher Fredrick. Fredrick emerged as a starter the last half of the season and earned 2016 All-ACC Freshman Second Team honors from *Athlon Sports*. Fredrick had his best game against Florida State, recording three takeaways, including stripping All-America running back Dalvin Cook twice.

Prior to coming to Syracuse, Monroe worked as the secondary coach at Bowling Green from 2010-15, consistently producing units that ranked among the nation's best. His expertise helped the Falcons capture the 2013 and 2015 Mid-American Conference titles and earn four straight bowl invitations. Monroe's guidance also helped turn Jude Adjei-Barimah into a starter in the National Football League. A defensive back for Bowling Green from 2011-14, Adjei-Barimah signed as a free agent with the Tampa Bay Buccaneers and has played in 23 games with eight starts over the past two seasons.

When Monroe arrived at Bowling Green in 2010, he inherited an inexperienced unit that featured four new starters. In two seasons, he molded them into one of the stingiest defensive backfields in the country. Featuring All-MAC performers BooBoo Gates and Cameron Truss, the 2012 Falcons ranked 13th nationally in passing defense (190.1 ypg) to help propel the team to an 8-5 record and an appearance in the Military Bowl.

The following season, the Bowling Green secondary was even better. The Falcons finished sixth in the FBS against the pass (170.9 ypg) and Gates earned All-MAC First Team honors for the second year in a row. As a team, Bowling Green won its first conference championship since 1992 and played Pittsburgh in the 2013 Little Caesars Pizza Bowl.

In 2014, Monroe's first season working for Babers, he successfully oversaw the maturation of safety Brian Sutton and the development of two young cornerbacks. Sutton's production skyrocketed from the previous season. He finished second on the team with 102 tackles after making 43 stops the year before. In addition, the rookie cornerback tandem of Nick Johnson and Clint Stephens combined for nine interceptions. They were the only two freshmen in the country to record at least four picks (Johnson - 5, Stephens - 4). The unit also featured Adjei-Barimah, who recorded 82 tackles.

The quartet was critical to Bowling Green's team success and Monroe added a bowl victory and another championship to his résumé. The Falcons won the 2014 MAC East title and topped South Alabama 33-28 in the inaugural Raycom Media Camellia Bowl.

In 2015, Bowling Green posted a 10-4 record, won the MAC title for the second time in three seasons, and earned a berth in the GoDaddy Bowl. Monroe's defensive backfield once again helped the Falcons soar, finishing eighth in the FBS with 20 interceptions, including a team-high six picks by cornerback Alfonso Mack.

Before his stint at Bowling Green, Monroe coached defense for six years at Colgate University. He began his tenure with the Raiders coaching the defensive ends from 2004-05 before moving to secondary coach in 2006. In 2009, he was promoted to co-defensive coordinator and helped implement a scheme that stymied the opposition. The Raiders led the Patriot League and finished 29th nationally in total defense (308.2 ypg). Colgate was 9-2 and held seven of its opponents to 20 points or less. In addition to his coaching duties, Monroe served as the team's recruiting coordinator for five seasons.

In his last three years as the Colgate secondary coach, Monroe mentored four first-team All-Patriot League selections (Uzi Idah, Wayne Moten, Chris Ekpo, Cody Williams) and one second-team honoree (Moten). In addition, defensive back Demetri Diamond was named the 2009 Patriot League Rookie of the Year.

Colgate won a pair of Patriot League titles (2005, 2008) while Monroe was on the staff and made two Division I-AA (now FCS) playoff appearances.

Prior to his time at Colgate, Monroe was the secondary coach in 2002 and 2003 at Allegheny College in Meadville, Pa. He helped the Gators capture the 2003 North Coast Athletic Conference (NCAC) championship and earn a berth in the NCAA Division III playoffs.

Monroe was a four-year letterwinner at cornerback for St. Cloud State University in Minnesota. He earned his undergraduate degree in marketing from the school in 2001.

Nick and his wife, Nicole, have a son, Wyatt.



The Monroe family (L-R): Nicole, Wyatt and Nick.



THE REYNOLDS FILE

Experience: 12th season/2nd at Syracuse

Hometown: Detroit, Mich.

Alma Mater: Northern Illinois '04

Family: wife, Cynthia; sons, Eric and Josiah

PLAYING EXPERIENCE

College: Northern Illinois (2000-03)

COACHING LEDGER

<u>Years</u>	<u>School</u>	<u>Pos.</u>
2006-07	Wisconsin-Platteville	DL
2008	Oklahoma State	GA
2009	Oklahoma State	QC
2010	Central Oklahoma	DL
2011-12	Central Michigan	DL
2013-15	Western Michigan	DL
2016	Syracuse	DL
2017	Syracuse	DT

POSTSEASON COACHING EXPERIENCE

<u>Year</u>	<u>Postseason</u>	<u>School</u>
2008	Holiday Bowl	Oklahoma State
2009	Cotton Bowl	Oklahoma State
2012	Little Caesars Pizza Bowl	Central Michigan
2014	Famous Idaho Potato Bowl	Western Michigan
2015	Bahamas Bowl	Western Michigan

PROMINENT PLAYERS COACHED

Central Michigan

Leterrius Walton, Defensive End

Western Michigan

Richard Ash, Defensive Tackle

Keion Adams, Defensive End

VINSON REYNOLDS

Defensive Tackles • Second Season

A highly successful recruiter and teacher, Vinson Reynolds was named the Orange's defensive line coach in January 2016 and began coaching the defensive tackles exclusively in 2017.

Reynolds spent his first season at Syracuse molding a young unit that featured two true freshman starters at defensive end. He also made his mark on the recruiting trail, serving as the primary recruiting coach for Class of 2017 ESPN 300 quarterback Tommy DeVito.

Reynolds joined the Orange after serving as the defensive line coach at Western Michigan from 2013-15 where he helped engineer one of the most impressive turnarounds in FBS history. Reynolds and the WMU staff transformed the Broncos from a 1-11 team in 2012 into a program that earned consecutive bowl berths in 2014 and 2015. The 2015 Broncos were 8-5 and defeated Middle Tennessee 45-31 in the Bahamas Bowl to record the first bowl victory in school history.

In 2014, Reynolds led a Western Michigan defensive line that recorded 17 of the team's 29 sacks. The unit was part of a Broncos defense that finished third in the Mid-American Conference in points allowed per game. Reynolds also was recognized for his recruiting prowess that year. Rivals.com named him to its list of the top 10 recruiters from schools outside the Power Five and American Athletic Conference (formerly known as the Big Six) after he helped solidify, what was at the time, the website's highest-ranked class (No. 58) in the history of the MAC.

Prior to his three-year stint in Kalamazoo, Reynolds mentored the defensive linemen at Central Michigan and helped the Chippewas to a win over Western Kentucky in the 2012 Little Caesars Pizza Bowl. The group included current Steelers defensive end Leterrius Walton, who was selected in the sixth round of the 2015 NFL Draft.

Before making the move to CMU, Reynolds was the defensive line coach at Central Oklahoma in 2010. He also previously worked as a graduate assistant and defensive quality control coach at Oklahoma State (2008-09) for head coach Mike Gundy. Oklahoma State made appearances in the 2008 Holiday Bowl and 2010 Cotton Bowl while Reynolds was on the OSU staff.

Reynolds began his coaching career in 2006 as the defensive line coach at Division III University of Wisconsin-Platteville.

In addition to his collegiate experience, Reynolds has had the unique opportunity to complete two NFL internships. In 2015, he gained critical coaching skills and perspectives with the Baltimore Ravens under John Harbaugh. During the summer of 2016, Reynolds worked with head coach Chuck Pagano and the staff of the Indianapolis Colts.

A Detroit, Mich. native, Reynolds played his college football at Northern Illinois from 2000-03. He was named to the All-MAC First Team at defensive end as a senior after totaling 76 tackles, including 15 for a loss, and six sacks.

Reynolds earned his undergraduate degree from Northern Illinois in 2004. He received a master's degree in adult education from Wisconsin-Platteville in 2007. Reynolds and his wife, Cynthia, have two sons – Eric and



The Reynolds family (L-R): Josiah, Vinson, Cynthia and Eric.



THE STANARD FILE

Experience: 30th season/1st at Syracuse

Hometown: Lincoln, Neb.

Alma Mater: Nebraska '89

Family: wife, Jennifer; sons, Austin and Max; daughters, Paige and Madison

PLAYING EXPERIENCE

College: Nebraska (1984-87)

COACHING LEDGER

Years	School	Pos.
1988	Nebraska	SA
1989-90	Nebraska	GA
1991-93	Nebraska Wesleyan	DC
1994-95	Nebraska Wesleyan	HC/DC
1996	South Dakota	DC
1997-99	New Mexico State	DE/OLB
2000-02	New Mexico State	DC/LB
2003-07	Colorado State	DC/LB
2008	Ohio	DL
2009-11	Tulane	DC/LB
2012-13	North Dakota State	LB
2014-16	Wyoming	DC/LB
2017-pres.	Syracuse	DE

POSTSEASON COACHING EXPERIENCE

Year	Postseason	School
1988	Orange Bowl	Nebraska
1989	Fiesta Bowl	Nebraska
1990	Citrus Bowl	Nebraska
1991	NAIA Div. II Playoffs (Second Round)	Neb. Wesleyan
2003	San Francisco Bowl	Colorado St.
2005	Poinsettia Bowl	Colorado St.
2012	FCS Playoffs (Champions)	N. Dakota St.
2013	FCS Playoffs (Champions)	N. Dakota St.
2016	Poinsettia Bowl	Wyoming

PROMINENT PLAYERS COACHED

New Mexico State

Jimmy Cottrell, Linebacker

Tulane

Dezman Moses, Linebacker

Wyoming

Mark Nzeocha, Linebacker
Lucas Wach, Linebacker
Logan Wilson, Linebacker
Andrew Wingard, Defensive Back

STEVE STANARD

Defensive Ends • First Season

A veteran coach with 30 years of experience coaching defense, including 20 seasons as a coordinator, Steve Stanard was named SU's defensive ends coach in 2017.

Prior to joining the Syracuse staff, Stanard served as the defensive coordinator and linebackers coach at Wyoming under head coach Craig Bohl from 2014-16. Stanard also worked for Bohl in 2012 and 2013 as the linebackers coach at North Dakota State. During Stanard's two years with the Bison, NDSU went 29-1 and captured consecutive NCAA Football Championship Subdivision (FCS) national titles.

In addition to his successful FCS playoff runs at NDSU, Stanard's postseason experience includes six bowl games and an NAIA national playoff appearance.

Stanard's Wyoming defenses featured three individuals who earned All-Mountain West honors – defensive end Eddie Yarbrough (2014, 2015), safety Andrew Wingard (2015, 2016) and linebacker Lucas Wach (2016). Wingard was named to the Football Writers Association of America (FWAA) Freshman All-America First Team in 2015. The next year, Stanard protégé Logan Wilson led all conference rookies in tackles per game (6.7) and was voted the 2016 Mountain West Freshman of the Year.

In 2016, Stanard's unit helped Wyoming to a berth in the Mountain West title game and to an appearance in the Poinsettia Bowl versus BYU. The Cowboys ranked third nationally with five defensive touchdowns and were 10th in the country in takeaways (27). They topped the Mountain West in fumble recoveries (12) and tied for second in the conference in both interceptions (15) and sacks (30).

At NDSU, Stanard's work with the linebackers contributed to the Bison leading the nation in scoring defense in both 2012 and 2013. NDSU allowed 11.5 points per game in 2012 and only 11.3 points per contest the following year. In 2013, the Bison also ranked third in the FCS in total defense (255.9 ypg), second in passing efficiency defense (97.59 rating), third in rushing defense (91.3 ypg) and eighth in passing defense (164.6 ypg). That season, Stanard mentored Grant Olson, who was named a third-team All-American by the Associated Press.

In 2012, not only did the Bison lead the FCS in scoring defense, but NDSU was No. 1 in total defense (234.5 ypg) and first downs allowed per game (12.7). They ranked second nationally in passing defense (140.6 ypg) and were fourth against the run (93.9 ypg).

Stanard's experience as a defensive coordinator includes running defenses at five schools in addition to Wyoming. He spent three seasons as the defensive coordinator and linebackers coach at Tulane (2009-11), five years as the defensive coordinator and linebackers coach at Colorado State (2003-07), three years as the defensive coordinator at New Mexico State (2000-02), one season as the defensive coordinator at South Dakota (1996) and five years as the defensive coordinator at Nebraska Wesleyan (1991-95).

In addition to his two decades as a coordinator, Stanard served as the defensive line coach at Ohio in 2008 for head coach Frank Solich, and coached the defensive ends and outside linebackers from 1997-99 at New Mexico State before being named the Aggies' defensive coordinator in 2000.

Highlights from Stanard's previous stops include Tulane leading Conference USA in passing defense in two out of his three seasons there. At Colorado State, he helped the Rams to two bowl appearances, coached four defenders to All-Mountain West First or Second Team honors, and another 24 to All-MW Honorable Mention recognition. Stanard's 2006 CSU defense finished in the top four of the Mountain West in six statistical categories and was the only team in the conference with three defenders among the league's top tacklers.

At New Mexico State, Stanard mentored linebackers Dwayne Taylor and Jimmy Cottrell. Taylor was a three-time all-conference selection and concluded his career with 364 tackles, including 40 for a loss. Taylor went on to play in the Canadian Football League for the Saskatchewan Roughriders and Montreal Alouettes. Cottrell set a Western Athletic Conference single-season record in 2005 with 179 stops. He went on to earn honorable mention All-America honors from SI.com and became the first player in New Mexico State history to lead the program in tackles all four seasons.

Stanard began his college coaching career in 1988 as a student assistant coach at his alma mater, the University of Nebraska, under legendary head coach Tom Osborne. A linebacker for the Huskers from 1984-87, Stanard saw Nebraska earn seven bowl invitations during his time in Lincoln as a coach and student-athlete.

After a three-year stint with the Huskers, Stanard received his first full-time job in 1991 coaching at Nebraska Wesleyan. He served as the school's defensive coordinator, and later head coach and assistant athletic director, during his five years there.

Stanard earned his bachelor's degree in business administration from Nebraska in 1989. He received a master's degree in business administration from the school in 1995.

Stanard and his wife, Jennifer, have two children – Max and Madison. Steve also has a son, Austin, and daughter, Paige.



The Stanard family (L-R): Steve, Madison, Max and Jennifer.



SEAN EDINGER

Assistant AD/Athletic Performance

Sean Edinger is in his second year as the football program's assistant athletics director for athletic performance. Appointed to the position in January 2016, Edinger is responsible for designing programs to increase the conditioning, speed, strength and agility of Syracuse's football student-athletes.

Prior to joining the Orange, Edinger served as the director of strength and conditioning at Bowling Green for two seasons, overseeing the strength and conditioning programs for BGSU's 18 sports. Edinger previously held a similar position at Eastern Illinois from June 2012 until his departure for Bowling Green.

Before his stint at Eastern Illinois, Edinger was the head strength coach at Central Missouri where he was directly responsible for all aspects of the Mules strength and conditioning program. He also previously worked as the head strength coach for football and volleyball at Haskell Indian Nations University in Lawrence, Kan. from 2008-09.

A graduate assistant at Missouri from 2006-08, Edinger worked with the Tigers volleyball and tennis programs. He also assisted with the football strength and conditioning program, helping players prepare for pro days and professional combines.

Edinger is a 2006 graduate of the University of Kansas and earned his master's degree from Missouri in 2008. He is SCCC certified through the Collegiate Strength and Conditioning Coaches Association (CSCCa) and holds a USA Weightlifting Level 1 Sports Performance certification. A member of the U.S. National Karate Team for five years, Edinger has nearly 20 years of experience in martial arts.



JOSE RODRIGUEZ

Assistant Strength & Conditioning Coach

Jose Rodriguez joined the Orange in February 2016 as an assistant strength and conditioning coach for football.

A native of Perth Amboy, N.J., Rodriguez was a member of Baylor's athletic performance staff in 2014 and 2015 before coming to Syracuse. He worked with Baylor's football, baseball, volleyball, cross country, and equestrian teams. Rodriguez also tutored student-athletes on appropriate training and exercise techniques, as well as educated them on proper dietary requirements and nutrition.

Prior to his stint in Waco, Rodriguez worked as a strength and conditioning intern at the U.S. Air Force Academy.

Rodriguez earned his bachelor's degree in exercise science and sports studies from Rutgers in 2013. While completing his undergraduate coursework, Rodriguez was a student athletic trainer for the Scarlet Knights football team. He also previously served as a strength and conditioning intern at Princeton, working primarily with football and baseball.

Rodriguez is an NSCA Certified Strength and Conditioning Specialist (CSCS). He holds a master's degree in pedagogy from Baylor in addition to his undergraduate degree.



JEFF SOBOL

Assistant Strength & Conditioning Coach

Jeff Sobol accompanied Assistant AD for Athletic Performance Sean Edinger to Syracuse from Bowling Green in January 2016, joining the Orange staff as an assistant strength and conditioning coach for football.

Prior to his arrival at Syracuse, Sobol spent 2015 as Bowling Green's assistant director of strength and conditioning where he was responsible for training BGSU's baseball and softball teams. He also assisted Edinger with the football program.

A graduate of Eastern Illinois, Sobol was a three-year starter on the defensive line for the Panthers from 2006-08. He earned All-Ohio Valley Conference honors twice and spent three seasons in the Indoor Football League after his college career.

Sobol, a native of Pevely, Mo., got his start in strength and conditioning as a graduate assistant for Eastern Illinois and earned a master's degree in sports administration from the school.

Jeff and his wife, Kelsey, have a daughter, Sloan.



WAYNE TUCKSON

Assistant Strength & Conditioning Coach

Wayne Tuckson, who has been a member of the Syracuse strength staff since 2014, was elevated to the position of assistant strength and conditioning coach for football in February 2016.

Prior to his current appointment, Tuckson worked with several of the Orange's Olympic sports teams and assisted with football.

Before arriving in Central New York, Tuckson served as an athletic performance graduate assistant at the University of Wisconsin-River Falls. In that role, he aided in creating workout programs for various Falcons athletic teams and helped manage the school's athletic performance center.

A native of Louisville, Ky., Tuckson played linebacker from 2009-12 at Division III Elmhurst College in Illinois. He was a three-year starter for the Bluejays and led the team in tackles twice. Tuckson finished his career with 284 tackles, including 114 as a senior in 2012. He was named to the All-College Conference of Illinois and Wisconsin (CCIW) Second Team in 2011 and was an All-CCIW First Team selection in 2012.

In 2013, Tuckson worked as a defensive intern and outside linebackers coach for the Bluejays. He was also a volunteer assistant for the Elmhurst strength and conditioning staff.

Tuckson was a four-time CCIW All-Academic Team selection as a player. He received dual bachelor's degrees in criminal justice and philosophy from Elmhurst in 2013.



DAVE BOLLER

Director of Player Personnel

An experienced talent evaluator, Dave Boller was appointed Syracuse's director of player personnel in March 2017. Boller has nearly 20 years of experience evaluating NFL players and joined the Orange after two seasons at Louisville.

At Syracuse, Boller works closely with Director of Recruiting Operations Asil Mulbah to coordinate the program's efforts to identify and attract top high school student-athletes.

While at Louisville, Boller worked as the Cardinals' NFL liaison and director of on-campus recruiting in 2015. He transitioned to director of high school relations for the Cardinals in 2016.

Prior to his time at Louisville, Boller served as an area scout for the New York Jets from 2012-14. In that role, he was responsible for evaluating offensive and defensive line prospects in the Western half of the country.

From 2007-09, Boller was the assistant pro director for the Detroit Lions. He assisted Detroit's general manager with salary cap matters, performed evaluations for both active players and free agents, and assisted with the weekly advance report for the coaching staff. After his stint with the Lions, Boller worked as a consultant from 2010-12 for various NFC teams, offering his insight on both college and pro prospects.

In addition to his front-office experience, Boller spent 13 seasons in the NFL as a scout for the St. Louis Rams (2004-07), Philadelphia Eagles (1998-2004) and Tampa Bay Buccaneers (1995-98). In 1999, he was a member of the Philadelphia staff that decided to make SU standout Donovan McNabb the No. 2 overall pick in the draft.

Boller began his career in athletics at Arizona State where he served as the director of football operations for the Sun Devils from 1985-95. In that capacity, he was responsible for monitoring the ASU football budget, organizing recruiting functions, setting up travel, housing and meals for the team, and organizing official visits.

Boller attended Arizona State from 1980-84. He holds a degree in business.



J.B. GERALD

Director of High School Relations

J.B. Gerald was named the Orange's director of high school relations in February 2016 and serves as the program's liaison with high school, junior college and prep school coaches.

Gerald is responsible for gathering recommendations from coaches on prospects in Syracuse's primary recruiting areas. He helps maintain the Orange's recruiting database and assists in hosting prospective student-athletes and their families for official and unofficial visits, among other duties.

Prior to joining the Orange, Gerald was the head football coach and assistant basketball coach at Washington Jesuit Academy, a tuition-free middle school for boys in Washington, D.C., from 2010-15.

Gerald got his coaching start as a graduate assistant and quality control coach for Joe Paterno at Penn State from 2004-07. Gerald worked with the wide receivers in his first season and the team's running backs his last three years. During his time in Happy Valley, the Nittany Lions won three bowl games, including a victory over Florida State in the 2006 Orange Bowl.

Gerald spent the 2008 season as an offensive quality control coach at Illinois under head coach Ron Zook. In 2009, he served as the wide receivers coach and recruiting coordinator at New Mexico.

Before entering the coaching ranks, Gerald was a standout receiver and kick returner at Colgate from 2000-03. In 43 games, he totaled 113 catches for 1,334 yards and nine touchdowns. As a senior in 2003, Gerald had 74 receptions for 832 yards and seven TDs to help lead the Raiders to a 15-1 record and an appearance in the Division I-AA (now FCS) national championship game.

A Rhodes Scholar candidate, Gerald graduated from Colgate in 2004 with a bachelor's degree in educational studies and a minor in sociology. He earned a master's degree in educational leadership and administration from Penn State in 2006. Two years later, Gerald finished his Ph.D. coursework and lacks only the completion of his dissertation to receive his doctorate in educational leadership, also from Penn State.



ASIL MULBAH

Director of Recruiting Operations

Asil Mulbah is in his second season as Syracuse's director of recruiting operations. He was named to the post by head coach Dino Babers in January 2016.

Mulbah oversees the program's efforts to identify and attract top high school student-athletes. He maintains the program's recruit database, develops schedules for official and unofficial visits, assists in creating social media plans to communicate with potential student-athletes, and monitors the academic progress of prospects.

Before joining the Orange, Mulbah was the director of high school relations for head coach Dave Clawson at Wake Forest for two seasons. In addition to working with Clawson at Wake, Mulbah was a member of Clawson's Bowling Green staff for three years. Mulbah was an academic coordinator and offensive quality control coach for the Falcons from 2010-11 and served as the program's assistant director of football operations in 2013.

In between, Mulbah spent the 2012 season as the player personnel scouting assistant for the NFL's Jacksonville Jaguars. His duties included assisting in the evaluation of current players and working closely with general manager Gene Smith to evaluate potential free agents.

Mulbah graduated from Fordham University in 2010 with a degree in business administration. He was a starter for the Rams at linebacker from 2006-07 before his playing career was cut short by injury.



SETH REEDY

Recruiting Assistant/Graphic Design

Seth Reedy was appointed Syracuse's recruiting assistant in charge of graphic design in November 2016. Reedy supports the program's recruiting efforts by producing promotional pieces, including mailers, social media graphics and additional content.

Before arriving in Central New York, Reedy served as the director of recruiting communication for Southern Miss. He was responsible for developing all the graphic design content for social media, recruiting and facilities. He created more than 200 personalized recruiting graphics each week for the Golden Eagles and assisted the team's director of player personnel with the coordination of official and unofficial visits.

From 2014-16, Reedy held a similar position at Appalachian State. In addition to his social media and design duties for the Mountaineers, he managed Appalachian State's student volunteer program, supervising a team of 25 members.

Reedy began his professional career as an operations assistant for the Arena Football League's Jacksonville Sharks during the spring of 2014. He graduated from the University of North Florida the same year with a bachelor's degree in sport management.



BRAD WITTKE

Director of Operations

Brad Wittke was named Syracuse's director of football operations in January of 2016 after serving in the same capacity for head coach Dino Babers at Bowling Green in 2015.

Wittke is responsible for the day-to-day operations of the Orange program, including budget management, travel, meals and the team calendar. He has a role in most non-coaching decisions and serves as director for the Dino Babers Summer Football Camp Series.

Wittke's stint at Bowling Green marked a return to the college ranks after three seasons in the front office of the Arena Football League's Pittsburgh Power. Before joining the Power, Wittke gained collegiate team operations experience at both Eastern Illinois and Arizona State.

While at Arizona State, Wittke served as an operations assistant with the men's basketball program. His responsibilities included film exchange, high school relations, recruiting travel and other duties as assigned.

At Eastern Illinois, Wittke was a graduate assistant for New Student Programs. Late in his time there, he became a football scouting assistant where he aided in film analysis of future opponents and self-scouting. Wittke also worked as an intern for PlayNextLevel.com while in Charleston.

Wittke began his tenure in the Arena Football League as an operations assistant with the Power shortly after the conclusion of the 2011 season. He assisted on all projects related to football operations, game-day experience and player personnel. He also coordinated travel and player accommodations.

The following year, Wittke was promoted to director of player personnel. He oversaw all decisions related to the recruitment and signing of players from July 2012 through the 2014 season. In that position, Wittke expanded the organization's scouting and recruitment initiatives and retooled a roster that improved by 11 wins from 2013 to 2014.

A 2009 Arizona State graduate with a degree in management, Wittke also holds a master's degree in sport administration from Eastern Illinois.

Wittke's father, Roy, is the Orange football program's director of player development.



ROY WITTKE

Director of Player Development

A fixture in college football for more than three decades, Roy Wittke was named the program's director of player development in January 2016.

Prior to joining the Orange, Wittke served as Bowling Green's recruiting coordinator (2015) and was the team's director of operations (2014) for head coach Dino Babers.

Before making the transition from coach to administrator, Wittke spent 33 years on the sidelines. He coached 19 seasons at Eastern Illinois, 17 of which were spent as the offensive coordinator in two different stints for head coach Bob Spoo.

As the architect of the Panthers offense from 1990-2002, EIU posted 82 wins and made five FCS playoff appearances. Wittke is best known for developing former Dallas Cowboys Pro Bowl quarterback Tony Romo during that period. Under Wittke's direction, Romo was named the Ohio Valley Conference Player of the Year each season from 2000-02 and captured the 2002 Walter Payton Award. Wittke was honored as the AFCA Division I-AA Assistant Coach of the Year in Romo's senior season of 2002, as the Panthers ranked fourth in the nation in scoring (35.3 ppg) and fifth in total offense (452.6 ypg).

Wittke coached 14 players who earned offensive All-America honors and numerous all-conference selections in both the Ohio Valley Conference and Gateway Football Conference in his first stint at EIU. In addition, three of his offensive units ranked among the top five in EIU single-season history for both total offense and scoring.

After the 2002 season, Wittke worked as the offensive coordinator at Arkansas from 2003-05 and spent one season each at both Arizona State (2006) and Northern Illinois (2007). In 2003, he helped the Razorbacks to the Independence Bowl and he coached in the 2006 Hawaii Bowl with Arizona State.

Wittke returned to Eastern Illinois as offensive coordinator in 2008. His second go-round with the Panthers included tutoring another NFL quarterback – Jimmy Garoppolo. A second-round pick of the New England Patriots in 2014, Garoppolo earned Ohio Valley Conference Newcomer of the Year honors in 2010 despite only eight starts. He continued his develop under Wittke in 2011 and, like Romo, eventually went on to win the Walter Payton Award as the top FCS player as a senior in 2014.

After the 2011 season, Wittke made the move to administration, serving as EIU's director of operations under Babers from 2012-13.

In addition to his stops at Eastern Illinois, Arkansas and Northern Illinois, Wittke's coaching résumé also includes stints at his alma mater, Wisconsin-Eau Claire (1979-81), as well as Montana State (1982-84) and Central Missouri State (1985-89).

Wittke is a 1982 graduate of Wisconsin-Eau Claire. He and his wife, Patty, have three children – sons Brad and Jeff, and daughter Bekah. Brad Wittke is Syracuse's director of football operations.



KRAMER COOK

Quality Control (Recruiting)

Kramer Cook joined the Orange staff as a recruiting quality control assistant in November 2016. Cook assists Director of Recruiting Operations Asil Mulbah in helping attract the best possible talent to Syracuse University.

Cook previously served as the football recruiting and technology analyst at Coastal Carolina. He was elevated to that position in July 2016 after working as the Chanticleers' senior recruiting and technology intern for a year. In those roles, Cook coordinated the program's on-campus recruiting efforts, managed official visits for prospective student-athletes and gave tours to recruits and their families. Additionally, he implemented a comprehensive training program for incoming freshmen to aid in their development as student-athletes. He also oversaw the social media content for the Chanticleers' Twitter, Facebook, Instagram and Snapchat accounts.

Prior to his time at Coastal Carolina, Cook was a graduate assistant coach at Robert Morris University in Chicago. From 2013-14, he worked with the team's defensive line and kickers. Cook also assisted in the development of rush schemes and game plans for the Eagles, who boasted the top-rated rushing defense in the NAIA in 2014 (75.8 ypg). He organized the scout team offense each week and served as the team's head of recruitment for all junior-college prospects.

Cook graduated from Wisconsin-Eau Claire in 2012 with a bachelor's degree in psychology and minor in coaching. In addition, he holds two graduate degrees from Robert Morris, one in sport administration and the other in business administration.



TRENTON GREENE

Graduate Assistant (Defense)

A team captain and two-time All-MAC selection at linebacker for Bowling Green, Trenton Greene is in his first season as a defensive graduate assistant for the Orange.

Greene played three seasons for the Falcons and totaled 248 career tackles, including 127 in 2015 to help BGSU capture the Mid-American Conference title in its second year under head coach Dino Babers. The following season, Greene paced the Falcons with 111 stops and ranked fourth in the MAC in tackles per game (9.3).

A 2016 nominee for the Burlsworth Trophy, awarded to the best player in college football who began his career as a walk-on, Greene earned his undergraduate degree from BGSU in December 2016. He is pursuing a master's degree in instructional design, development and evaluation from Syracuse.



ADAM GRISTICK

Graduate Assistant (Defense)

A starting linebacker and member of two Ohio Valley Conference championship teams for Dino Babers at Eastern Illinois, Adam Gristick is in his second season with the Orange. He joined staff in 2016 as a defensive quality control coach and will serve as a defensive graduate assistant in 2017.

Gristick played four seasons for Eastern Illinois (2011-14) and recorded 191 career tackles, including 20 for a loss, and three interceptions.

A team captain as a senior, Gristick was a three-year starter for the Panthers. As a sophomore in 2012, he made 42 tackles to help the Panthers to the Ohio Valley Conference title and an FCS playoff appearance in their first year under Babers.

The following season, Gristick's production increased. He notched 64 tackles, including 10 in a season-opening win against FBS foe San Diego State. The victory over the Aztecs served as a springboard for the Panthers, who in Babers' second season with the school, went 12-2, captured a second straight OVC championship and reached the FCS quarterfinals.

In 2015, Gristick got his coaching start as a defensive quality control coach at Missouri State. His duties for the Bears included analyzing the passing tendencies of opponents in addition to other film work.

Gristick earned his bachelor's degree in exercise science from Eastern Illinois in 2015.



JEFF LePAK

Quality Control (Special Teams)

A star tight end for Orange head coach Dino Babers at Eastern Illinois, Jeff LePak joined the Syracuse staff in February 2016 as the team's operations and recruiting assistant. He transitioned to his current role as SU's special teams quality control coach in November 2016.

As the Orange's operations and recruiting assistant, LePak helped manage team logistics, including assisting in organizing the daily schedules of student-athletes, coaches, and staff. In addition, LePak assisted in the day-to-day operation of the program and performed various administrative duties.

Previously, LePak served as a graduate assistant for Babers in 2015 at Bowling Green. He worked with the team's tight ends and was part of a staff that led the Falcons to the 2015 Mid-American Conference title and a berth in the GoDaddy Bowl.

A Belton, Texas native, LePak was a wide receiver at Baylor from 2010-12 before transferring to play tight end for Babers at Eastern Illinois. LePak caught 81 passes for more than 1,000 yards and nine touchdowns in two seasons with the Panthers, including 51 receptions and eight touchdowns in 2013. A team captain as a senior, LePak was a two-time All-Ohio Valley Conference First Team selection and earned All-America honors in 2013 after helping the Panthers reach the FCS quarterfinals.

LePak graduated with a bachelor's degree in psychology from Eastern Illinois in 2014.



MACKY MacPHERSON

Graduate Assistant (Offense)

Four-year Syracuse football letterwinner Macky MacPherson returned to his alma mater in August 2016 and is in his second season as a graduate assistant coach for offense.

A three-year starter at center, MacPherson played for the Orange from 2010-13 and helped SU to three bowl wins in his four seasons. He blocked for a pair of 1,000-yard rushers (Antwon Bailey - 2011, Jerome Smith - 2012) during his career and earned All-ACC Second Team honors as a senior captain in 2013.

MacPherson signed with the Buffalo Bills as a free agent and spent the 2014 preseason with the franchise before being released during the final round of cuts.

After his playing career ended, MacPherson worked as a merchandiser for PepsiCo before landing his first coaching job in 2015 as a graduate assistant at Louisiana Tech.

During MacPherson's one year with the Bulldogs, they went 9-4 and defeated Arkansas State in the New Orleans Bowl. Louisiana Tech averaged 37.5 points per game and running back Kenneth Dixon recorded 26 touchdowns to finish second in NCAA history in career touchdowns scored (87).

MacPherson is the grandson of former Syracuse head coach and 2009 National Football Foundation (NFF) Hall of Fame inductee Dick MacPherson, who coached the Orange from 1981-90. Macky's younger brother, Cameron, also played at Syracuse.

A two-time BIG EAST All-Academic Team selection, MacPherson was inducted into the NFF Hampshire Honor Society in 2014 and graduated in seven semesters from Syracuse with a bachelor's degree in geography. He is currently pursuing a master's degree in instructional design, development and evaluation from his alma mater.



LANEAS SAMPSON

Graduate Assistant (Offense)

A four-year starter at wide receiver for Baylor from 2009-12, Laneous Sampson is in his second year as a graduate assistant for the Orange. Sampson works on the offensive side of the ball and played three years for Dino Babers when Babers was Baylor's wide receivers coach.

A member of the senior class that turned around the Baylor program, Sampson helped the Bears reach three consecutive bowl games for the first time in school history. Baylor appeared in the 2010 Texas Bowl and recorded back-to-back wins against Washington in the 2011 Alamo Bowl and UCLA in the 2012 Holiday Bowl with Sampson on the roster.

Sampson finished his career fifth on Baylor's all-time receptions list (165) and 10th in career receiving yardage (1,905). He caught a pass in 43 straight games from 2010-12 and earned All-Big 12 Honorable Mention honors as a senior. Sampson had 52 receptions for 646 yards and six touchdowns in his final campaign to earn a spot in the 2013 Texas vs. The Nation All-Star Game.

Following his college career, Sampson spent time in the NFL with the Indianapolis Colts, Dallas Cowboys and Pittsburgh Steelers. In 2015, he signed with the Ottawa Redblacks of the Canadian Football League.

A two-time Academic All-Big 12 selection, Sampson graduated from Baylor in 2012 with a bachelor's degree in speech communication. He is enrolled in Syracuse's School of Education and is pursuing a master's degree in instructional design, development and evaluation.



STEVE SCHRUM

Quality Control (Recruiting)

Steve Schrum joined the Orange staff as a recruiting quality control assistant in October 2016. Schrum assists Director of Recruiting Operations Asil Mulbah in helping attract the best possible talent to Syracuse.

Schrum came to Syracuse from Akron where he served as the Zips assistant recruiting coordinator for the majority of the 2016 football season. Schrum managed Akron's recruiting database, oversaw unofficial visit operations, screened high school prospects and completed expense reports, travel itineraries and compliance forms.

Prior to working at Akron, Schrum was the recruiting assistant at Northwestern from March 2015 to August 2016. His duties included screening prospects from the Northeast, parts of the Midwest, and helping to administer the walk-on program. Before that, Schrum served as the assistant recruiting coordinator at Towson from August 2014 to March 2015.

In 2014, Schrum worked alongside Orange tight ends coach Reno Ferri, who was a Towson assistant coach and the program's recruiting coordinator at the time. Schrum and Ferri were responsible for landing the No. 1 recruiting class in the Colonial Athletic Association that year, according to 247Sports.com. In addition, Schrum facilitated gameday recruiting operations for the Tigers, oversaw student recruiting interns and planned official visits.

Schrum got his start in player personnel and recruiting by working as a personnel intern for the Baltimore Ravens for three summers (2010, 2012, 2014). He created scouting depth charts, managed the NFL roster board for GM Ozzie Newsome and assisted with football analytics.

While attending the University of Florida, Schrum interned for the Gators and was the assistant to wide receivers coach Joker Phillips from 2012-14. Among his responsibilities were managing Phillips' Twitter account and creating scouting reports on the defenses of UF's opponents.

Schrum earned his bachelor's degree in U.S. history and political science from Florida in 2014.



BART TANSKI

Quality Control (Defense)

Bart Tanski is in his third season with the Orange and his first as the team's defensive quality control coach. He spent the previous two years as a graduate assistant.

Prior to joining the Orange, Tanski worked two seasons at Findlay where he coached the team's wide receivers (2014), outside linebackers (2014) and defensive backs (2013). He also served as Findlay's assistant special teams coordinator in 2013.

Named Ohio's Mr. Football in 2007, Tanski was a walk-on at Bowling Green. He played quarterback and wide receiver for the Falcons, eventually earning a scholarship and serving as team co-captain in 2012.

Tanski holds a bachelor's degree in engineering technology from Bowling Green. He also has two master's degrees, one in business administration from Findlay, and the other in instructional design, development and evaluation from Syracuse.

FOOTBALL OFFICE STAFF


**KATIE
BERARDI**
Administrative Assistant for Dino Babers

Katie Berardi became the administrative assistant for head coach Dino Babers in August 2016. She is the primary liaison between Babers and Syracuse University staff, faculty, administration, the business community and the general public.

Prior to her current appointment, Berardi worked as the football program's office coordinator from 2007-16. She managed the daily operations of the locolano-Petty Football Complex and provided administrative support to assistant coaches, the director of player development, the assistant athletics director for athletic performance and the director of football operations. Berardi also served as a liaison with NFL scouting departments and the NCAA Eligibility Clearinghouse.

Berardi is a Syracuse University alumna. She received her bachelor's degree from the school in 2006.

Katie and her husband, John, reside in Jamesville with their son, Giovanni.


**LAURENE
PORILLO**
Administrative Specialist for Recruiting

As the administrative specialist for football recruiting, Laurene Porillo supports the coaching staff in its efforts to attract the best possible talent to Syracuse. She helps maintain the recruiting database and assists in the coordination of official and unofficial visits. Porillo also serves as the liaison with incoming student-athletes and their families during the admissions process.

Porillo, who joined the football staff in 2003, received her associate's degree from SUNY Canton. Prior to joining the football office, Porillo held various administrative positions in the legal, business and real estate fields.

She and her husband, Nick, reside in Liverpool. They have two children, Matthew and Meghan.


**SARA
SCHIAVONE**
Office Coordinator

Sara Schiavone joined the football administrative staff in September 2016 as office coordinator. In that role, she manages the daily operations of the locolano-Petty Football Complex and provides administrative support to the assistant coaches and director of player development.

Schiavone joined the Syracuse Department of Athletics in 2012. She served as a tutor, instructional assistant and front-desk assistant for Student-Athlete Support Services prior to her current appointment.

Schiavone is a South Carolina alumna. She earned her bachelor's degree in 2010 and her Master of Public Health degree in 2012.


**AUSTIN
BEEHNER**
Director of Video Operations

Austin Beehner returned to the Syracuse football staff as the director of video operations in March 2013. He previously served as a video operations intern for the Orange during the spring of 2012 while completing his undergraduate degree in sport management at SUNY Cortland.

As the director of video operations, Beehner is responsible for managing the internal video network, preparing game and practice film for coaches and student-athletes, supervising interns, and managing a staff of student camera operators.

Prior to returning to Syracuse, Beehner was the football video operations assistant at Ohio State from June 2012 through the end of the football season. He recorded, imported and edited game and practice film, managed the video department student assistants, and provided technical support for coaches and student-athletes. He also helped produce opponent breakdowns and self-scouting films for the Buckeyes.

In his first stint at Syracuse, Beehner was responsible for gathering and editing game and practice film. He also produced individual highlight films for student-athletes and the 2012 senior banquet video.


**BRITNEY
CLARKE**
Academic Coordinator

Britney Clarke joined Syracuse's Student-Athlete Academic Development staff as an academic coordinator in 2015. She monitors and tracks the initial and continuing eligibility of football student-athletes and also works with the Orange women's tennis team.

Clarke's duties are to assist in all aspects of academic support, including arranging tutors, academic monitoring and reporting, advising and orientations. She is also responsible for keeping coaches informed of student-athletes' academic progress, the APR and eligibility concerns. In addition, Clarke works with other Student-Athlete Academic Development staff members to implement life-skills programming.

Prior to coming to Syracuse, Clarke was an academic counselor at Arizona from 2013-15. While with the Wildcats, she worked with the women's track & field and gymnastics teams, ensuring those 100-125 student-athletes met NCAA eligibility requirements.

Before being promoted to full-time, Clarke completed an internship from May to July 2013 in the Arizona Academic Services Department. In that role, she developed a campus-level transitions course for freshmen student-athletes. The course focused on identifying their transferrable skills and expanding upon their identities as athletes.

Clarke began her academic counseling career as a graduate assistant at Stephen F. Austin from July 2012 to May 2013.

A 2012 graduate of the University of Miami, Clarke was a multi-event athlete for the Hurricanes track & field team for four seasons. She competed in both the pentathlon and heptathlon, finishing eighth in the pentathlon at the ACC Indoor Track & Field Championships as a senior.

Clarke received her bachelor's degree in exercise physiology from Miami. She earned her master's degree in higher education from Arizona in 2015.



SHAWN EMMONS

Assistant Video Coordinator

Shawn Emmons is in his third year as the Orange's assistant video coordinator. He previously served as a video operations intern for the team in 2013 and 2014.

Emmons is responsible for managing the football program's video network. He imports and categorizes self-scouting and opponent scouting footage for the coaching staff. He also supervises a team of interns who film practices and games, and assists in the creation of team recruiting and highlight videos.

Prior to his full-time appointment, Emmons was responsible for providing sideline and end-zone practice and game film. He also cataloged and edited opponent film.

Emmons completed his bachelor's degree in sport management at SUNY Fredonia in 2013. He also holds an associate's degree from Tompkins Cortland Community College.



KYLE FETTERLY

Head Equipment Manager

Kyle Fetterly has been the head equipment manager at Syracuse since 1983. He is responsible for all athletics equipment purchasing and reconditioning, uniform design, maintenance and inventory control.

Fetterly previously worked as the Orange's assistant equipment manager and as a student equipment manager. He is certified by the Athletic Equipment Managers Association (AEMA) and has been involved with the organization since entering the field. He serves on various boards, including Nike, Schutt, Bike, Brine and Champion in an effort to enhance the protective equipment for all sports. He also is a frequent speaker at national and regional AEMA workshops. Fetterly has staffed 14 bowl games for the football team.

Fetterly, who lives in Liverpool, earned his bachelor's degree in retail management from Syracuse in May 2009.



JOE FIELDS

Director of Academics/Student-Athlete Development

A standout football player and 2008 Syracuse graduate, Joe Fields became a member of the athletics department in January 2010 as an academic graduate assistant. He was promoted to academic coordinator in July 2011 and has since been elevated to director of academics for student-athlete development.

Fields returned to his alma mater after playing professional football with the Carolina Panthers in 2008. He was the only undrafted free agent to remain with the team for the season.

Fields served as the director of the Syracuse Youth Impact Program in July 2011, developing a curriculum for sixth-, seventh- and eighth-grade boys from the Syracuse City School District. The program included classroom work in math, language and writing each morning followed by life-skills sessions, a football chalk talk and a full-contact practice.

A four-year SU football letterwinner, Fields enrolled as an undergraduate at Syracuse in January 2004 and played quarterback and free safety for the Orange. He was selected to play in the 2008 Hula Bowl and received ECAC All-Star and All-BIG EAST Second Team honors as a senior.

Fields earned his bachelor's degree from Syracuse in physical education. He also holds a master's degree in instructional design, development and evaluation from SU.

Joe and his wife, Sade, have a son, Joe Jr.



BRANDON HALL

Assistant Athletic Trainer

A graduate assistant athletic trainer for the Orange from 2013-15, Brandon Hall rejoined the Syracuse sports medicine staff in October 2016. He assists with the daily healthcare management of football student-athletes and supervises the football graduate assistant athletic trainers.

During his time as a graduate assistant for the Orange, Hall aided in the daily operations of the training room and care of Syracuse's football, men's lacrosse and field hockey student-athletes.

A graduate of the University of New Hampshire with a bachelor's degree in athletic training, Hall also holds a master's degree in exercise science from Syracuse. His first full-time athletic training position was as an assistant at William & Mary during the 2015-16 academic year, covering baseball, men and women's track & field, and cross country.

Hall has volunteered his services at the Boston Marathon and the Sentara Hospital Half Marathon during his career. He is certified in first aid, CPR, AED, SASTM and is a member of the National Athletic Trainers Association (NATA).



MIKE MORRISON

Assistant Director/Athletic Communications

Mike Morrison rejoined the Syracuse Athletic Communications staff in August 2005 and became the primary media contact for the Orange football program in 2015.

During his time at Syracuse, Morrison has also worked with the Orange men's lacrosse, men's soccer, women's basketball and softball teams. In 2011, he was part of the media relations staff that was recognized by the Football Writers Association of America (FWAA) with "Super 11" status for excellence in sports information.

Prior to his full-time appointment, Morrison worked in the SU office as a student assistant and intern from 2002-04. During the 2004-05 academic year, he was the assistant sports information director at George Washington University.

A graduate of Ithaca College, Morrison received a bachelor's degree in sports information and communication from the school in 2002. He earned his master's degree in public relations from Syracuse University in 2003.

Morrison's publications work has been recognized by the College Sports Information Directors of America (CoSIDA). His 2008 Syracuse men's soccer media guide was voted eighth nationally. In addition, Morrison served on the group's membership services committee for five years.

Morrison has worked several NCAA championship events during his tenure, including the 2002, 2010 and 2015 NCAA Men's Basketball East Regionals held at the Carrier Dome, and the 2008, 2009 and 2013 NCAA Men's Lacrosse Championships. During his years on the lacrosse circuit, Morrison assisted the NCAA in updating and maintaining the men's lacrosse statistics manual.

Morrison resides in Liverpool with his wife, Cheri, and their sons, Kellan and Sean.



TIM PIKE

Head Athletic Trainer for Football

Tim Pike was named head athletic trainer for the Syracuse football program in 2017. He manages all phases of athletic training for the Orange, including treatment of injuries, rehabilitation and game coverage.

Pike has 10 seasons of college football experience and most recently served as the head athletic trainer at Marshall from 2014-2016. At Marshall, Pike oversaw a sports medicine staff of nine full-time employees. His primary sport assignment was football where he coordinated all athletic training aspects for the Thundering Herd.

Prior to his stint at Marshall, Pike spent seven seasons as the head athletic trainer for football at Eastern Kentucky. In addition to working with the Colonels' football team, Pike supervised ECU's athletic training graduate assistants and managed secondary insurance needs for all student-athletes.

Pike got his start in athletic training as a student athletic trainer at Kentucky, covering men's soccer, baseball and assisting with football, from 1998-2001. He also served as a graduate assistant at North Carolina from 2001-03.

Outside of collegiate athletics, Pike's experience includes providing athletic training services and working as a clinical supervisor. He lent his expertise to area high schools, St. Catharine College and the Lexington Horsemen indoor football team in Kentucky.

A noted speaker, Pike has presented on numerous topics at athletic training conventions and symposiums during his career. He also holds several professional certifications and memberships.

Pike earned his undergraduate degree in exercise science from Kentucky in 2001. He received his master's degree in exercise and sport science with an emphasis on athletic training from North Carolina in 2003.

Pike and his wife, Kelli, have two sons – Kaleb and Kamden.



JIM SCHLENSKER

Head Equipment Manager for Football

Jim Schlensker joined the Orange equipment staff in 1994 and was promoted to head equipment manager for football in January 2011.

His primary responsibilities include gameday preparations for all equipment and locker room facilities at both home and away contests, and office duties. In addition, Schlensker is responsible for football equipment purchasing and reconditioning, uniform design, maintenance and inventory control. He also maintains the equipment room computer system. Schlensker has staffed nine bowl games for the Orange.

Schlensker came to Syracuse from Northwestern. The Fort Wayne, Ind., native is a 1990 graduate of St. Joseph's College and is certified by the Athletic Equipment Managers Association (AEMA).



SALATHA WILLIS

Academic Coordinator

Salatha Willis has more than a decade of experience in higher education and serves as one of the two primary academic coordinators for the Orange football team.

A former student-athlete himself, Willis was a member of the Western Michigan basketball team for three seasons, lettering for the Broncos in 1995 and 1996. He graduated from WMU with a bachelor's degree in computer science in 1999.


The following year, Willis stayed in Kalamazoo to begin his career in higher education. He started out as a residence hall director, then rose up the ranks, ultimately serving as Western Michigan's student orientation coordinator and assistant director of admissions.

In 2007, Willis was hired as the director of first-year programs and university testing at Indiana State, a position he held until being named vice president of enrollment management and student affairs at Martin University (Ind.) in 2011.

Willis transitioned to collegiate athletics in 2012, serving as an academic counselor and compliance assistant at Colgate for a year prior to joining the Orange in 2013.

In addition to his undergraduate degree, Willis holds a master's degree in educational leadership from Western Michigan. He earned his doctorate in educational leadership from Indiana State in 2013.

Willis and his wife, Sheila, live in DeWitt with their two children.



FA CT S

SYRACUSE FOOTBALL 2017



CENTRAL CONNECTICUT STATE

Sept. 1, 2017 • Syracuse, N.Y.

Location New Britain, Conn.
 Enrollment 12,000
 Colors Blue, Gray and White
 Nickname Blue Devils
 Athletics Director Paul Schlickmann
 Stadium Arute Field
 Capacity 5,500
 Surface FieldTurf
 Conference Northeast

Head Coach Pete Rossomando
 Record at CCSU 9-25 (3 seasons)
 Overall Record 51-38 (8 seasons)

2016 Record 2-9
 2016 Conference Record 1-5
 2016 Conference Finish t-5th
 2016 Bowl None

Offensive Scheme Multiple
 Defensive Scheme Multiple
 Letterwinners Returning/Lost 50/22
 Starters Returning/Lost 18/6

Football Contact Thomas Pincine
 Office Phone 860-832-3089
 Email pincinet@ccsu.edu

2016 RESULTS

Lafayette L, 10-24
 at James Madison L, 21-56
 Bowie State W, 44-35
 at Bryant L, 25-45
 at Penn L, 16-28
 Wagner L, 21-25
 at Coastal Carolina L, 25-33
 at Robert Morris L, 6-19
 Sacred Heart W, 37-35
 at Saint Francis (Pa.) L, 21-31
 Duquesne L, 19-52

2017 SCHEDULE

Sept. 1 at Syracuse
 Sept. 9 Fordham
 Sept. 16 at Youngstown State
 Sept. 23 Walsh
 Sept. 30 at Sacred Heart
 Oct. 7 Penn
 Oct. 14 at Wagner
 Oct. 21 Bryant
 Nov. 4 Saint Francis (Pa.)
 Nov. 11 at Duquesne
 Nov. 18 Robert Morris



CENTRAL MICHIGAN

Sept. 16, 2017 • Syracuse, N.Y.

Location Mount Pleasant, Mich.
 Enrollment 26,080
 Colors Maroon and Gold
 Nickname Chippewas
 Interim Athletics Director Marcy Weston
 Stadium Kelly/Shorts Stadium
 Capacity 30,255
 Surface FieldTurf
 Conference Mid-American

Head Coach John Bonamego
 Record at CMU 13-13 (2 seasons)
 Overall Record Same

2016 Record 6-7
 2016 Conference Record 3-5
 2016 Conference Finish 5th/West
 2016 Bowl Miami Beach Bowl

Offensive Scheme Multiple
 Defensive Scheme 4-3
 Letterwinners Returning/Lost 43/19
 Starters Returning/Lost 18/8

Football Contact Jim Knight
 Office Phone 989-774-3277
 Email jim.knight@cmich.edu

2016 RESULTS

Presbyterian W, 49-3
 at Oklahoma State W, 30-27
 UNLV W, 44-21
 at Virginia L, 35-49
 Western Michigan L, 10-49
 Ball State W, 24-21
 at Northern Illinois W, 34-28 (3OT)
 at Toledo L, 17-31
 Kent State L, 24-27
 at Miami (Ohio) L, 17-37
 Ohio W, 27-20
 at Eastern Michigan L, 21-26
 vs. Tulsa * L, 10-55

* - Miami Beach Bowl

2017 SCHEDULE

Aug. 31 Rhode Island
 Sept. 9 at Kansas
 Sept. 16 at Syracuse
 Sept. 23 Miami (Ohio)
 Sept. 30 at Boston College
 Oct. 7 at Ohio
 Oct. 14 Toledo
 Oct. 21 at Ball State
 Nov. 1 at Western Michigan
 Nov. 8 Eastern Michigan
 Nov. 14 at Kent State
 Nov. 24 Northern Illinois



MIDDLE TENNESSEE

Sept. 9, 2017 • Syracuse, N.Y.

Location Murfreesboro, Tenn.
 Enrollment 22,050
 Colors Royal Blue and White
 Nickname Blue Raiders
 Athletics Director Chris Massaro
 Stadium Floyd/Horace Jones Field
 Capacity 30,788
 Surface Synthetic
 Conference Conference USA

Head Coach Rick Stockstill
 Record at MT 72-65 (10 seasons)
 Overall Record Same

2016 Record 8-5
 2016 Conference Record 5-3
 2016 Conference Finish 3rd/East
 2016 Bowl Hawaii Bowl

Offensive Scheme Multiple
 Defensive Scheme 4-3
 Letterwinners Returning/Lost 40/20
 Starters Returning/Lost 15/11

Football Contact Mark Owens
 Office Phone 615-898-2968
 Email Owens@goblueraiders.com

2016 RESULTS

Alabama A&M W, 55-0
 at Vanderbilt L, 24-47
 at Bowling Green W, 41-21
 Louisiana Tech W, 38-34
 at North Texas W, 30-13
 Western Kentucky L, 43-44 (OT)
 at Missouri W, 51-45
 at Florida International W, 42-35
 UTSA L, 25-45
 at Marshall L, 17-42
 at Charlotte W, 38-31
 Florida Atlantic W, 77-56
 at Hawaii * L, 35-52

* - Hawaii Bowl

2017 SCHEDULE

Sept. 2 Vanderbilt
 Sept. 9 at Syracuse
 Sept. 16 at Minnesota
 Sept. 23 Bowling Green
 Sept. 30 at Florida Atlantic
 Oct. 7 Florida International
 Oct. 14 at UAB
 Oct. 20 Marshall
 Nov. 4 UTEP
 Nov. 11 at Charlotte
 Nov. 17 at Western Kentucky
 Nov. 25 Old Dominion



LSU

Sept. 23, 2017 • Baton Rouge, La.

Location Baton Rouge, La.
 Enrollment 31,527
 Colors Purple and Gold
 Nickname Tigers
 Athletics Director Joe Alleva
 Stadium Tiger Stadium
 Capacity 102,321
 Surface Natural Grass
 Conference Southeastern

Head Coach Ed Orgeron
 Record at LSU 6-2 (1 season)
 Overall Record 22-29 (5 seasons)

2016 Record 8-4
 2016 Conference Record 5-3
 2016 Conference Finish t-2nd/West
 2016 Bowl Citrus Bowl

Offensive Scheme Multiple
 Defensive Scheme 3-4
 Letterwinners Returning/Lost 47/24
 Starters Returning/Lost 14/13

Football Contact Michael Bonnette
 Office Phone 225-578-8226
 Email mbonnet@lsu.edu

2016 RESULTS

vs. Wisconsin ^ L, 14-16
 Jacksonville State W, 34-13
 Mississippi State W, 23-20
 at Auburn L, 13-18
 Missouri W, 42-7
 Southern Miss W, 45-10
 Ole Miss W, 38-21
 Alabama L, 0-10
 at Arkansas W, 38-10
 Florida L, 10-16
 at Texas A&M W, 54-39
 vs. Louisville * W, 29-9

^ - Lambeau Field (Green Bay, Wis.)

* - Citrus Bowl

2017 SCHEDULE

Sept. 2 vs. BYU ^
 Sept. 9 Chattanooga
 Sept. 16 at Mississippi State
 Sept. 23 Syracuse
 Sept. 30 Troy
 Oct. 7 at Florida
 Oct. 14 Auburn
 Oct. 21 at Ole Miss
 Nov. 4 at Alabama
 Nov. 11 Arkansas
 Nov. 18 at Tennessee
 Nov. 25 Texas A&M

^ - NRG Stadium (Houston, Texas)

**NC STATE**

Sept. 30, 2017 • Raleigh, N.C.

Location Raleigh, N.C.
 Enrollment 34,015
 Colors Red and White
 Nickname Wolfpack
 Athletics Director Deborah A. Yow
 Stadium Carter-Finley Stadium
 Capacity 57,600
 Surface Natural Grass
 Conference Atlantic Coast

Head Coach Dave Doeren
 Record at NC State 25-26 (4 seasons)
 Overall Record 48-30 (6 seasons)

2016 Record 7-6
 2016 Conference Record 3-5
 2016 Conference Finish t-4th/Atlantic
 2016 Bowl Independence Bowl

Offensive Scheme Multiple
 Defensive Scheme 4-2-5
 Letterwinners Returning/Lost 46/17
 Starters Returning/Lost 18/8

Football Contact Annabelle Myers
 Office Phone 919-515-1181
 Email amyers@ncsu.edu

2016 RESULTS

William & Mary W, 48-14
 at East Carolina L, 30-33
 Old Dominion W, 49-22
 Wake Forest W, 33-16
 Notre Dame W, 10-3
 at Clemson L, 17-24 (OT)
 at Louisville L, 13-54
 Boston College L, 14-21
 Florida State L, 20-24
at Syracuse W, 35-20
 Miami (Fla.) L, 13-27
 at North Carolina W, 28-21
 vs. Vanderbilt * W, 41-17

* - Independence Bowl

2017 SCHEDULE

Sept. 2 vs. South Carolina ^
 Sept. 9 Marshall
 Sept. 16 Furman
 Sept. 23 at Florida State
Sept. 30 Syracuse
 Oct. 5 Louisville
 Oct. 14 at Pittsburgh
 Oct. 28 at Notre Dame
 Nov. 4 Clemson
 Nov. 11 at Boston College
 Nov. 18 at Wake Forest
 Nov. 25 North Carolina

^ - Bank of America Stadium (Charlotte, N.C.)

**CLEMSON**

Oct. 13, 2017 • Syracuse, N.Y.

Location Clemson, S.C.
 Enrollment 23,406
 Colors Clemson Orange and Regalia
 Nickname Tigers
 Athletics Director Dan Radakovich
 Stadium Memorial Stadium
 Capacity 81,500
 Surface Natural Grass
 Conference Atlantic Coast

Head Coach Dabo Swinney
 Record at Clemson 89-28 (9 seasons)
 Overall Record Same

2016 Record 14-1
 2016 Conference Record 7-1
 2016 Conference Finish t-1st/Atlantic
 2016 Bowl CFP National Championship

Offensive Scheme Spread
 Defensive Scheme 4-3
 Letterwinners Returning/Lost 56/23
 Starters Returning/Lost 12/12

Football Contact Tim Bourret
 Office Phone 864-656-1926
 Email btimoth@clemson.edu

2016 RESULTS

at Auburn W, 19-13
 Troy W, 30-24
 South Carolina State W, 59-0
 at Georgia Tech W, 26-7
 Louisville W, 42-36
 at Boston College W, 56-10
 NC State W, 24-17 (OT)
 at Florida State W, 37-34
Syracuse W, 54-0
 Pittsburgh L, 42-43
 at Wake Forest W, 35-13
 South Carolina W, 56-7
 vs. Virginia Tech * W, 42-35
 vs. Ohio State ^ W, 31-0
 vs. Alabama + W, 35-31

* - ACC Championship Game

^ - Fiesta Bowl (CFP Semifinals)

+ - CFP National Championship Game

2017 SCHEDULE

Sept. 2 Kent State
 Sept. 9 Auburn
 Sept. 16 at Louisville
 Sept. 23 Boston College
 Sept. 30 at Virginia Tech
 Oct. 7 Wake Forest
Oct. 13 at Syracuse
 Oct. 28 Georgia Tech
 Nov. 4 at NC State
 Nov. 11 Florida State
 Nov. 18 The Citadel
 Nov. 25 at South Carolina

**PITTSBURGH**

Oct. 7, 2017 • Syracuse, N.Y.

Location Pittsburgh, Pa.
 Enrollment 28,649
 Colors Blue and Gold
 Nickname Panthers
 Athletics Director Heather Lyke
 Stadium Heinz Field
 Capacity 68,400
 Surface Natural Grass
 Conference Atlantic Coast

Head Coach Pat Narduzzi
 Record at Pittsburgh 16-10 (2 seasons)
 Overall Record Same

2016 Record 8-5
 2016 Conference Record 5-3
 2016 Conference Finish t-2nd/Coastal
 2016 Bowl Pinstripe Bowl

Offensive Scheme Pro Style
 Defensive Scheme 4-3
 Letterwinners Returning/Lost 36/25
 Starters Returning/Lost 11/13

Football Contact E.J. Borghetti
 Office Phone 412-648-8240
 Email eborghetti@athletics.pitt.edu

2016 RESULTS

Villanova W, 28-7
 Penn State W, 42-39
 at Oklahoma State L, 38-45
 at North Carolina L, 36-37
 Marshall W, 43-27
 Georgia Tech W, 37-34
 at Virginia W, 45-31
 Virginia Tech L, 36-39
 at Miami (Fla.) L, 28-51
 at Clemson W, 43-42
 Duke W, 56-14
Syracuse W, 76-61
 vs. Northwestern * L, 24-31

* - Pinstripe Bowl

2017 SCHEDULE

Sept. 2 Youngstown State
 Sept. 9 at Penn State
 Sept. 16 Oklahoma State
 Sept. 23 at Georgia Tech
 Sept. 30 Rice
Oct. 7 at Syracuse
 Oct. 14 NC State
 Oct. 21 at Duke
 Oct. 28 Virginia
 Nov. 9 North Carolina
 Nov. 18 at Virginia Tech
 Nov. 24 Miami (Fla.)

**MIAMI**

Oct. 21, 2017 • Miami Gardens, Fla.

Location Coral Gables, Fla.
 Enrollment 16,188
 Colors Orange, Green and White
 Nickname Hurricanes
 Athletics Director Blake James
 Stadium Hard Rock Stadium
 Capacity 65,285
 Surface Natural Grass
 Conference Atlantic Coast

Head Coach Mark Richt
 Record at Miami 9-4 (1 season)
 Overall Record 154-55 (15 seasons)

2016 Record 9-4
 2016 Conference Record 5-3
 2016 Conference Finish 2nd/Coastal
 2016 Bowl Russell Athletic Bowl

Offensive Scheme Pro Style
 Defensive Scheme 4-3
 Letterwinners Returning/Lost 40/18
 Starters Returning/Lost 18/7

Football Contact Carter Toole
 Office Phone 615-598-8540
 Email carter.toole@miami.edu

2016 RESULTS

Florida A&M W, 70-3
 Florida Atlantic W, 38-10
 at Appalachian State W, 45-10
 at Georgia Tech W, 35-21
 Florida State L, 19-20
 North Carolina L, 13-20
 at Virginia Tech L, 16-37
 at Notre Dame L, 27-30
 Pittsburgh W, 51-28
 at Virginia W, 34-14
 at NC State W, 27-13
 Duke W, 40-21
 vs. West Virginia * W, 31-14

* - Russell Athletic Bowl

2017 SCHEDULE

Sept. 2 Bethune-Cookman
 Sept. 9 at Arkansas State
 Sept. 16 at Florida State
 Sept. 23 Toledo
 Sept. 29 at Duke
 Oct. 12 Georgia Tech
Oct. 21 Syracuse
 Oct. 28 at North Carolina
 Nov. 4 Virginia Tech
 Nov. 11 Notre Dame
 Nov. 18 Virginia
 Nov. 24 at Pittsburgh



FLORIDA STATE

Nov. 4, 2017 • Tallahassee, Fla.

Location Tallahassee, Fla.
Enrollment 41,773
Colors Garnet and Gold
Nickname Seminoles
Athletics Director Stan Wilcox
Stadium Doak Campbell Stadium
Capacity 79,560
Surface Natural Grass
Conference Atlantic Coast

Head Coach Jimbo Fisher
Record at Florida State 78-17 (7 seasons)
Overall Record Same

2016 Record 10-3
2016 Conference Record 5-3
2016 Conference Finish 3rd/Atlantic
2016 Bowl Orange Bowl

Offensive Scheme Pro Style/Multiple
Defensive Scheme Multiple
Letterwinners Returning/Lost 48/17
Starters Returning/Lost 18/7

Football Contact TBD
Office Phone 850-644-1403
Email TBD

2016 RESULTS

vs. Ole Miss ^ W, 45-34
Charleston Southern W, 52-8
at Louisville L, 20-63
at USF W, 55-35
North Carolina L, 35-37
at Miami (Fla.) W, 20-19
Wake Forest W, 17-6
Clemson L, 34-37
at NC State W, 24-20
Boston College W, 45-7
at Syracuse W, 45-14
Florida W, 31-13
vs. Michigan * W, 33-32

^ - Camping World Stadium (Orlando, Fla.)

* - Orange Bowl

2017 SCHEDULE

Sept. 2 vs. Alabama ^
Sept. 9 Louisiana-Monroe
Sept. 16 Miami (Fla.)
Sept. 23 NC State
Sept. 30 at Wake Forest
Oct. 14 at Duke
Oct. 21 Louisville
Oct. 27 at Boston College
Nov. 4 Syracuse
Nov. 11 at Clemson
Nov. 18 Delaware State
Nov. 25 at Florida

^ - Mercedes-Benz Stadium (Atlanta, Ga.)



LOUISVILLE

Nov. 18, 2017 • Louisville, Ky.

Location Louisville, Ky.
Enrollment 23,000
Colors Black and Red
Nickname Cardinals
Athletics Director Tom Jurich
Stadium Papa John's Cardinal Stadium
Capacity 55,000
Surface FieldTurf
Conference Atlantic Coast

Head Coach Bobby Petrino
Record at Louisville 67-22 (7 seasons)
Overall Record 109-43 (12 seasons)

2016 Record 9-4
2016 Conference Record 7-1
2016 Conference Finish t-1st/Atlantic
2016 Bowl Citrus Bowl

Offensive Scheme Multiple
Defensive Scheme 4-3
Letterwinners Returning/Lost 46/16
Starters Returning/Lost 14/11

Football Contact Rocco Gasparro
Office Phone 502-852-0102
Email rocco@gocards.com

2016 RESULTS

Charlotte W, 70-14
at Syracuse W, 62-28
Florida State W, 63-20
at Marshall W, 59-28
at Clemson L, 36-42
Duke W, 24-14
NC State W, 54-13
at Virginia W, 32-25
at Boston College W, 52-7
at Wake Forest W, 44-12
at Houston L, 10-36
Kentucky L, 38-41
vs. LSU * L, 9-29

* - Citrus Bowl

2017 SCHEDULE

Sept. 2 vs. Purdue ^
Sept. 9 at North Carolina
Sept. 16 Clemson
Sept. 23 Kent State
Sept. 30 Murray State
Oct. 5 at NC State
Oct. 14 Boston College
Oct. 21 at Florida State
Oct. 28 at Wake Forest
Nov. 11 Virginia
Nov. 18 Syracuse
Nov. 25 at Kentucky

^ - Lucas Oil Stadium (Indianapolis, Ind.)



WAKE FOREST

Nov. 11, 2017 • Syracuse, N.Y.

Location Winston-Salem, N.C.
Enrollment 4,867
Colors Old Gold and Black
Nickname Demon Deacons
Athletics Director Ron Wellman
Stadium BB&T Field
Capacity 31,500
Surface FieldTurf
Conference Atlantic Coast

Head Coach Dave Clawson
Record at Wake Forest 13-24 (3 seasons)
Overall Record 103-104 (17 seasons)

2016 Record 7-6
2016 Conference Record 3-5
2016 Conference Finish t-4th/Atlantic
2016 Bowl Military Bowl

Offensive Scheme Multiple
Defensive Scheme 4-2-5
Letterwinners Returning/Lost 43/16
Starters Returning/Lost 17/8

Football Contact Steve Shutt
Office Phone 336-758-5640
Email shuttsj@wfu.edu

2016 RESULTS

Tulane W, 7-3
at Duke W, 24-14
Delaware W, 38-21
at Indiana W, 33-28
at NC State L, 16-33
Syracuse W, 28-9
at Florida State L, 6-17
Army West Point L, 13-21
Virginia W, 27-20
at Louisville L, 12-44
Clemson L, 13-35
Boston College L, 14-17
vs. Temple * W, 34-26

* - Military Bowl

2017 SCHEDULE

Aug. 31 Presbyterian
Sept. 9 at Boston College
Sept. 16 Utah State
Sept. 23 at Appalachian State
Sept. 30 Florida State
Oct. 7 at Clemson
Oct. 21 at Georgia Tech
Oct. 28 Louisville
Nov. 4 at Notre Dame
Nov. 11 at Syracuse
Nov. 18 NC State
Nov. 25 Duke



BOSTON COLLEGE

Nov. 25, 2017 • Syracuse, N.Y.

Location Chestnut Hill, Mass.
Enrollment 14,100
Colors Maroon and Gold
Nickname Eagles
Athletics Director Martin Jarmond
Stadium Alumni Stadium
Capacity 44,500
Surface AstroTurf
Conference Atlantic Coast

Head Coach Steve Addazio
Record at Boston College 24-27 (4 seasons)
Overall Record 37-39 (6 seasons)

2016 Record 7-6
2016 Conference Record 2-6
2016 Conference Finish t-6th/Atlantic
2016 Bowl Quick Lane Bowl

Offensive Scheme Multiple
Defensive Scheme Multiple
Letterwinners Returning/Lost 47/15
Starters Returning/Lost 18/6

Football Contact Jason Baum
Office Phone 617-552-3004
Email j.baum@bc.edu

2016 RESULTS

vs. Georgia Tech ^ L, 14-17
at Massachusetts W, 26-7
at Virginia Tech L, 0-49
Wagner W, 42-10
Buffalo W, 35-3
Clemson L, 10-56
Syracuse L, 20-28
at NC State W, 21-14
Louisville L, 7-52
at Florida State L, 7-45
Connecticut W, 30-0
at Wake Forest W, 17-14
vs. Maryland * W, 36-30

^ - Aviva Stadium (Dublin, Ireland)

* - Quick Lane Bowl

2017 SCHEDULE

Sept. 1 at Northern Illinois
Sept. 9 Wake Forest
Sept. 16 Notre Dame
Sept. 23 at Clemson
Sept. 30 Central Michigan
Oct. 7 Virginia Tech
Oct. 14 at Louisville
Oct. 21 at Virginia
Oct. 27 Florida State
Nov. 11 NC State
Nov. 18 vs. Connecticut ^
Nov. 25 at Syracuse

^ - Fenway Park (Boston, Mass.)

BOSTON COLLEGE

Overall: 31-19 (.620) *

Home: 20-6 (.769)

Away: 11-13 (.458) *

Year	Location	W-L-T	Score
1924	Syracuse, N.Y.	W	10-0
1944	Boston, Mass.	L	12-19
1958	Syracuse, N.Y.	W	24-14
1961	Chestnut Hill, Mass.	W	28-13
1962	Syracuse, N.Y.	W	12-0
1963	Syracuse, N.Y.	W	32-21
1964	Chestnut Hill, Mass.	L	14-21
1965	Syracuse, N.Y.	W	21-13
1966	Chestnut Hill, Mass.	W	30-0
1967	Chestnut Hill, Mass.	W	32-20
1969	Syracuse, N.Y.	L	10-35
1971	Syracuse, N.Y.	L	3-10
1972	Chestnut Hill, Mass.	L	0-37
1973	Syracuse, N.Y.	W	24-13
1974	Chestnut Hill, Mass.	L	0-45
1975	Syracuse, N.Y.	W	22-14
1976	Chestnut Hill, Mass.	L	14-28
1977	Syracuse, N.Y.	W	20-3
1978	Chestnut Hill, Mass.	W	37-23
1979	Ithaca, N.Y.	L	10-27
1980	Chestnut Hill, Mass.	L	16-27
1981	Syracuse, N.Y.	W	27-17
1982	Chestnut Hill, Mass.	L	13-20
1983	Syracuse, N.Y.	W	21-10
1984	Foxboro, Mass.	L	16-24
1985	Syracuse, N.Y.	W	41-21
1986	Chestnut Hill, Mass.	L	9-27
1987	Syracuse, N.Y.	W	45-17
1988	Chestnut Hill, Mass.	W	45-20
1989	Syracuse, N.Y.	W	23-11
1990	Chestnut Hill, Mass.	W	35-6
1991	Syracuse, N.Y.	W	38-16
1992	Chestnut Hill, Mass.	W	27-10
1993	Syracuse, N.Y.	L	29-33
1994	Chestnut Hill, Mass.	L	0-31
1995	Syracuse, N.Y.	W	58-29
1996	Chestnut Hill, Mass.	W	45-17
1997	Syracuse, N.Y.	W	20-13
1998	Chestnut Hill, Mass.	W	42-25
1999	Syracuse, N.Y.	L	23-24
2000	Chestnut Hill, Mass.	L	13-20
2001	Syracuse, N.Y.	W	39-28
2002	Chestnut Hill, Mass.	L	20-41
2003	Syracuse, N.Y.	W	39-14
2004	Chestnut Hill, Mass.	W	43-17
2010	Syracuse, N.Y.	L	7-16
2013	Syracuse, N.Y.	W	34-31
2014	Chestnut Hill, Mass.	L	7-28
2015	Syracuse, N.Y.	W	20-17
2016	Chestnut Hill, Mass.	W	28-20

* - Includes 2004 win vacated by NCAA

CENTRAL MICHIGAN

Overall: 3-0 (1.000)

Home: 2-0 (1.000)

Away: 1-0 (1.000)

Year	Location	W-L-T	Score
1999	Syracuse, N.Y.	W	47-7
2014	Mount Pleasant, Mich.	W	40-3
2015	Syracuse, N.Y.	W (OT)	30-27



Robert Drummond ran for 122 yards and two touchdowns in SU's 23-10 triumph versus LSU in the 1989 Hall of Fame Bowl.

CLEMSON

Overall: 1-4 (.200)

Home: 0-2 (.000)

Away: 0-2 (.000)

Neutral: 1-0 (1.000)

Year	Location	W-L-T	Score
1995 *	Jacksonville, Fla.	W	41-0
2013	Syracuse, N.Y.	L	14-49
2014	Clemson, S.C.	L	6-16
2015	Syracuse, N.Y.	L	27-37
2016	Clemson, S.C.	L	0-54

* - 1996 Gator Bowl

FLORIDA STATE

Overall: 1-9 (.100)

Home: 1-5 (.167)

Away: 0-4 (.000)

Year	Location	W-L-T	Score
1966	Syracuse, N.Y.	W	37-21
1978	Syracuse, N.Y.	L	0-28
1989	Syracuse, N.Y.	L	10-41
1991	Tallahassee, Fla.	L	14-46
2004	Syracuse, N.Y.	L	13-17
2005	Tallahassee, Fla.	L	14-38
2013	Tallahassee, Fla.	L	3-59
2014	Syracuse, N.Y.	L	20-38
2015	Tallahassee, Fla.	L	21-45
2016	Syracuse, N.Y.	L	14-45

LOUISVILLE

Overall: 6-9 (.400)

Home: 3-5 (.375)

Away: 2-4 (.333)

Neutral: 1-0 (1.000)

Year	Location	W-L-T	Score
1985	Syracuse, N.Y.	W	48-0
1989 *	Tokyo, Japan	W	23-10
1992	Louisville, Ky.	W	15-9
2003	Syracuse, N.Y.	L	20-30
2005	Louisville, Ky.	L	17-41
2006	Syracuse, N.Y.	L	13-28
2007	Louisville, Ky.	W	38-35
2008	Syracuse, N.Y.	W	28-21
2009	Louisville, N.Y.	L	9-10
2010	Syracuse, N.Y.	L	20-28
2011	Louisville, Ky.	L	10-27
2012	Syracuse, N.Y.	W	45-26
2014	Syracuse, N.Y.	L	6-28
2015	Louisville, Ky.	L	17-41
2016	Syracuse, N.Y.	L	28-62

* - Coca-Cola Bowl

LSU

Overall: 1-2 (.333)

Home: 0-1 (.000)

Away: 0-0 (.000)

Neutral: 1-1 (.500)

Year	Location	W-L-T	Score
1964 *	New Orleans, La.	L	10-13
1988 +	Tampa, Fla.	W	23-10
2015	Syracuse, N.Y.	L	24-34

* - 1965 Sugar Bowl

+ - 1989 Hall of Fame Bowl

MIAMI

Overall: 7-15 (.318)

Home: 3-7 (.300)

Away: 3-8 (.273)

Neutral: 1-0 (1.000)

Year	Location	W-L-T	Score
1960	Miami, Fla.	W	21-14
1961 *	Philadelphia, Pa.	W	15-14
1965	Syracuse, N.Y.	L	0-24
1970	Syracuse, N.Y.	W	56-16
1971	Miami, Fla.	W	14-0
1973	Syracuse, N.Y.	L	23-34
1974	Miami, Fla.	L	7-14
1978	Miami, Fla.	L	9-21
1979	Orchard Park, N.Y.	W	25-15
1990	Miami, Fla.	L	7-33
1992	Syracuse, N.Y.	L	10-16
1993	Miami, Fla.	L	0-49
1994	Syracuse, N.Y.	L	6-27
1995	Miami, Fla.	L	24-35
1996	Syracuse, N.Y.	L	31-38
1997	Miami, Fla.	W	33-13
1998	Syracuse, N.Y.	W	66-13
1999	Miami, Fla.	L	13-45
2000	Syracuse, N.Y.	L	0-26
2001	Miami, Fla.	L	0-59
2002	Syracuse, N.Y.	L	7-49
2003	Miami, Fla.	L	10-17

* - Liberty Bowl

NC STATE

Overall: 1-9 (.100)

Home: 0-5 (.000)

Away: 1-4 (.200)

Year	Location	W-L-T	Score
1972	Raleigh, N.C.	L	20-43
1974	Syracuse, N.Y.	L	22-28
1977	Syracuse, N.Y.	L	0-38
1978	Raleigh, N.C.	L	19-27
1997	Syracuse, N.Y.	L (OT)	31-32
1998	Raleigh, N.C.	L	17-38
2013	Raleigh, N.C.	W	24-10
2014	Syracuse, N.Y.	L	17-24
2015	Raleigh, N.C.	L	29-42
2016	Syracuse, N.Y.	L	20-35

PITTSBURGH

Overall: 31-38-3 (.451) *

Home: 18-17-3 (.513) *

Away: 11-21 (.344)

Neutral: 2-0 (1.000)

Year	Location	W-L-T	Score
1916	Syracuse, N.Y.	L	0-30
1917	Pittsburgh, Pa.	L	0-28
1919	Syracuse, N.Y.	W	24-3
1920	Syracuse, N.Y.	T	7-7
1921	Pittsburgh, Pa.	L	0-30
1922	Syracuse, N.Y.	L	14-21
1923	Bronx, N.Y.	W	3-0
1924	Syracuse, N.Y.	T	7-7
1928	Pittsburgh, Pa.	L	0-18
1930	Syracuse, N.Y.	L	0-14
1955	Syracuse, N.Y.	L	12-22
1956	Pittsburgh, Pa.	L	7-14
1957	Pittsburgh, Pa.	W	24-21
1958	Syracuse, N.Y.	W	16-13
1959	Pittsburgh, Pa.	W	35-0
1960	Syracuse, N.Y.	L	0-10
1961	Syracuse, N.Y.	W	28-9
1962	Pittsburgh, Pa.	L	6-24
1963	Pittsburgh, Pa.	L	27-35
1964	Syracuse, N.Y.	W	21-6
1965	Flushing, N.Y.	W	51-13

1966	Syracuse, N.Y.	W	33-7
1967	Pittsburgh, Pa.	W	14-7
1968	Syracuse, N.Y.	W	50-17
1969	Pittsburgh, Pa.	L	20-21
1970	Syracuse, N.Y.	W	43-13
1971	Pittsburgh, Pa.	L	21-31
1972	Syracuse, N.Y.	W	10-6
1973	Pittsburgh, Pa.	L	14-28
1974	Syracuse, N.Y.	L	13-21
1975	Syracuse, N.Y.	L	0-38
1976	Pittsburgh, Pa.	L	13-23
1977	Pittsburgh, Pa.	L	21-28
1978	Syracuse, N.Y.	L	17-18
1979	Pittsburgh, Pa.	L	21-28
1980	Syracuse, N.Y.	L	6-43
1981	Pittsburgh, Pa.	L	10-23
1982	Syracuse, N.Y.	L	0-14
1983	Pittsburgh, Pa.	L	10-13
1984	Syracuse, N.Y.	W	13-7
1985	Pittsburgh, Pa.	W	12-0
1986	Syracuse, N.Y.	W	24-20
1987	Pittsburgh, Pa.	W	24-10
1988	Syracuse, N.Y.	W	24-7
1989	Pittsburgh, Pa.	L	23-30
1990	Syracuse, N.Y.	T	20-20
1991	Pittsburgh, Pa.	W	31-27
1992	Syracuse, N.Y.	W	41-10
1993	Pittsburgh, Pa.	W	24-21
1994	Syracuse, N.Y.	W	31-7
1995	Pittsburgh, Pa.	W	42-10
1996	Syracuse, N.Y.	W	55-7
1997	Pittsburgh, Pa.	W	32-27
1998	Syracuse, N.Y.	W	45-28
1999	Pittsburgh, Pa.	W	24-17
2000	Syracuse, N.Y.	W (2OT)	24-17
2001	Pittsburgh, Pa.	W	42-10
2002	Syracuse, N.Y.	L	24-48
2003	Pittsburgh, Pa.	L	14-34
2004	Syracuse, N.Y.	W (2OT)	38-31
2005	Pittsburgh, Pa.	L	17-34
2006	Syracuse, N.Y.	L	11-21
2007	Pittsburgh, Pa.	L	17-20
2008	Syracuse, N.Y.	L	24-34
2009	Pittsburgh, Pa.	L	10-37
2010	Syracuse, N.Y.	L	14-45
2011	Pittsburgh, Pa.	L	20-33
2012	Syracuse, N.Y.	W	14-13
2013	Syracuse, N.Y.	L	16-17
2014	Pittsburgh, Pa.	L	7-30
2015	Syracuse, N.Y.	L	20-23
2016	Pittsburgh, Pa.	L	61-76

* - Includes 2004 win vacated by NCAA


WAKE FOREST

Overall: 4-2 (.667)

Home: 3-0 (1.000)

Away: 1-2 (.333)


Year	Location	W-L-T	Score
2006	Winston-Salem, N.C.	L	10-20
2011	Syracuse, N.Y.	W (OT)	36-29
2013	Syracuse, N.Y.	W	13-0
2014	Winston-Salem, N.C.	W	30-7
2015	Syracuse, N.Y.	W	30-17
2016	Winston-Salem, N.C.	L	9-28



Tight end Tony Gabriel caught four touchdown passes to lead the Orange to a 56-16 win against Miami in 1970.



Terrel Hunt quarterbacked Syracuse to a 24-10 triumph at NC State in 2013, the Orange's first conference win as an ACC member.



FA CT S

SYRACUSE FOOTBALL 2017

2016 RESULTS

Overall Record: 4-8 • ACC Record: 2-6

Date	Opponent	Result	Location (Attendance)
Sept. 2	Colgate	W, 33-7	Syracuse, N.Y. (31,336)
Sept. 9	#13 Louisville *	L, 28-62	Syracuse, N.Y. (32,184)
Sept. 17	USF	L, 20-45	Syracuse, N.Y. (32,288)
Sept. 24	Connecticut	W, 31-24	East Hartford, Conn. (31,899)
Oct. 1	vs. Notre Dame !	L, 33-50	East Rutherford, N.J. (62,794)
Oct. 8	Wake Forest *	L, 9-28	Winston-Salem, N.C. (25,162)
Oct. 15	#17 Virginia Tech *	W, 31-17	Syracuse, N.Y. (33,838)
Oct. 22	Boston College *	W, 28-20	Chestnut Hill, Mass. (34,647)
Nov. 5	#3 Clemson *	L, 0-54	Clemson, S.C. (80,609)
Nov. 12	NC State *	L, 20-35	Syracuse, N.Y. (34,842)
Nov. 19	#17 Florida State *	L, 14-45	Syracuse, N.Y. (32,340)
Nov. 26	Pittsburgh *	L, 61-76	Pittsburgh, Pa. (34,049)

Home games in **bold**

* - ACC game

! - New York's College Classic (MetLife Stadium)

SCORE BY QUARTERS

	1st	2nd	3rd	4th	OT	Total
Syracuse	95	85	60	68	-	308
Opponents	102	142	114	105	-	463

INDIVIDUAL STATISTICS

RUSHING	GP	Att	Gain	Loss	Net	Avg.	TD	Long	Avg./G
Dontae Strickland	12	162	588	22	566	3.5	4	49	47.2
Moe Neal	12	68	376	19	357	5.2	2	49	29.8
Eric Dungey	9	125	473	180	293	2.3	6	31	32.6
Jordan Fredericks	10	28	148	9	139	5.0	0	29	13.9
Zack Mahoney	10	44	137	90	47	1.1	2	19	4.7
Brisly Estime	12	4	22	0	22	5.5	0	11	1.8
Ervin Philips	12	6	28	10	18	3.0	1	11	1.5
George Morris	7	3	8	0	8	2.7	0	6	1.1
Sean Riley	12	1	6	0	6	6.0	0	6	0.5
Austin Wilson	2	2	0	7	-7	-3.5	0	0	-3.5
TEAM	7	6	0	14	-14	-2.3	0	0	-2.0
Syracuse	12	449	1786	351	1435	3.2	15	49	119.6
Opponents	12	497	2975	275	2700	5.4	35	77	225.0

PASSING	GP	Effic	Cmp-Att-Int	Pct.	Yds	TD	Long	Avg./G
Eric Dungey	9	138.18	230-355-7	64.8	2679	15	72	297.7
Zack Mahoney	10	133.05	82-135-4	60.7	943	8	81	94.3
Austin Wilson	2	84.24	17-27-2	63.0	116	0	20	58.0
Ervin Philips	12	184.00	1-1-0	100.0	10	0	10	0.8
Brisly Estime	12	293.20	1-1-0	100.0	23	0	23	1.9
Sean Avant	7	0.00	0-1-0	0.0	0	0	0	0.0
Moe Neal	12	0.00	0-1-0	0.0	0	0	0	0.0
Dontae Strickland	12	1135.60	1-1-0	100.0	84	1	84	7.0
Syracuse	12	135.83	332-522-13	63.6	3855	24	84	321.2
Opponents	12	144.58	215-373-10	57.6	3313	20	79	276.1

RECEIVING	GP	No.	Yds	Avg.	TD	Long	Avg./G
Amba Etta-Tawo	12	94	1482	15.8	14	81	123.5
Ervin Philips	12	90	822	9.1	6	58	68.5
Steve Ishmael	11	48	559	11.6	1	39	50.8
Brisly Estime	12	48	518	10.8	3	84	43.2
Dontae Strickland	12	21	132	6.3	0	18	11.0
Sean Riley	12	11	109	9.9	0	27	9.1
Alvin Cornelius	7	7	110	15.7	0	46	15.7
Cameron MacPherson	12	5	34	6.8	0	14	2.8
Jordan Fredericks	10	2	19	9.5	0	8	1.9
Devin C. Butler	5	2	14	7.0	0	15	2.8
Moe Neal	12	2	6	3.0	0	5	0.5
Adly Enoicy	3	1	35	35.0	0	35	11.7
Kendall Moore	12	1	15	15.0	0	15	1.2
Syracuse	12	332	3855	11.6	24	84	321.2
Opponents	12	215	3313	15.4	20	79	276.1

PUNT RETURNS	No.	Yds	Avg.	TD	Long
Brisly Estime	16	283	17.7	0	74
Sean Riley	2	30	15.0	0	17
Syracuse	18	313	17.4	0	74
Opponents	27	219	8.1	1	83

INTERCEPTIONS	No.	Yds	Avg.	TD	Long
Rodney Williams	2	0	0.0	0	0
Kielan Whitner	1	0	0.0	0	0
Christopher Fredrick	1	1	1.0	0	1
Parris Bennett	1	7	7.0	0	7
Zaire Franklin	1	13	13.0	0	13
Daivon Ellison	1	50	50.0	0	50
Cordell Hudson	1	22	22.0	1	22
Corey Winfield	1	0	0.0	0	0
Jake Pickard	1	0	0.0	0	0
Syracuse	10	93	9.3	1	50
Opponents	13	205	15.8	2	64

TEAM STATISTICS

	SU	OPP
SCORING	308	463
Points Per Game	25.7	38.6
Points Off Turnovers	28	69
FIRST DOWNS	268	275
Rushing	79	121
Passing	163	139
Penalty	26	15
RUSHING YARDAGE	1435	2700
Yards gained rushing	1786	2975
Yards lost rushing	351	275
Rushing Attempts	449	497
Average Per Rush	3.2	5.4
Average Per Game	119.6	225.0
TDs Rushing	15	35
PASSING YARDAGE	3855	3313
Comp-Att-Int	332-522-13	215-373-10
Average Per Pass	7.4	8.9
Average Per Catch	11.6	15.4
Average Per Game	321.2	276.1
TDs Passing	24	20
TOTAL OFFENSE	5290	6013
Total Plays	971	870
Average Per Play	5.4	6.9
Average Per Game	440.8	501.1
KICK RETURNS: #-Yards	64-1293	35-847
PUNT RETURNS: #-Yards	18-313	27-219
INT RETURNS: #-Yards	10-93	13-205
KICK RETURN AVERAGE	20.2	24.2
PUNT RETURN AVERAGE	17.4	8.1
INT RETURN AVERAGE	9.3	15.8
FUMBLES-LOST	15-7	20-9
PENALTIES-Yards	96-729	64-614
Average Per Game	60.8	51.2
PUNTS-Yards	80-3380	61-2479
Average Per Punt	42.2	40.6
Net punt average	38.8	34.5
KICKOFFS-Yards	54-3255	85-5291
Average Per Kick	60.3	62.2
Net kick average	39.5	41.2
TIME OF POSSESSION/Game	28:42	31:18
3RD-DOWN Conversions	84/212	72/174
3rd-Down Pct	40%	41%
4TH-DOWN Conversions	17/27	9/17
4th-Down Pct	63%	53%
SACKS BY-Yards	16-112	38-220
MISC YARDS	0	1
TOUCHDOWNS SCORED	40	61
FIELD GOALS-ATTEMPTS	10-18	12-17
ON-SIDE KICKS	0-6	0-1
RED-ZONE SCORES	(29-37) 78%	(39-48) 81%
RED-ZONE TOUCHDOWNS	(25-37) 68%	(33-48) 69%
PAT-ATTEMPTS	(36-39) 92%	(57-60) 95%
ATTENDANCE	196828	206366
Games/Avg Per Game	6/32805	5/41273
Neutral Site Games		1/62794

KICK RETURNS	No.	Yds	Avg.	TD	Long
Sean Riley	53	1095	20.7	0	68
Brisly Estime	10	183	18.3	0	39
Hernz Laguerre	1	15	15.0	0	15
Syracuse	64	1293	20.2	0	68
Opponents	35	847	24.2	2	93

SCORING	TD	FGs	PATs					Saf	Points
			Kick	Rush	Rcv	Pass	DXP		
Amba Etta-Tawo	14	0-0	0-0	0-0	0	0-0	0	0	84
Cole Murphy	0	10-18	36-39	0-0	0	0-0	0	0	66
Ervin Philips	7	0-0	0-0	0-0	0	0-0	0	0	42
Eric Dungey	6	0-0	0-0	0-0	0	0-0	0	0	36
Dontae Strickland	4	0-0	0-0	0-0	0	0-0	0	0	24
Brisly Estime	3	0-0	0-0	0-0	0	0-0	0	0	18
Zack Mahoney	2	0-0	0-0	0-0	0	0-0	0	0	12
Moe Neal	2	0-0	0-0	0-0	0	0-0	0	0	12
Steve Ishmael	1	0-0	0-0	0-0	0	0-0	0	0	6
Cordell Hudson	1	0-0	0-0	0-0	0	0-0	0	0	6
TEAM	0	0-0	0-0	0-0	0	0-0	0	1	2
Sterling Hofrichter	0	0-0	0-0	0-1	0	0-0	0	0	0
Rodney Williams	0	0-0	0-0	0-0	0	0-0	0	0	0
Syracuse	40	10-18	36-39	0-1	0	0-0	0	1	308
Opponents	61	12-17	57-60	0-0	1	1-1	1	0	463

TOTAL OFFENSE	GP	Plays	Rush	Pass	Total	Avg./G
Eric Dungey	9	480	293	2679	2972	330.2
Zack Mahoney	10	179	47	943	990	99.0
Dontae Strickland	12	163	566	84	650	54.2
Moe Neal	12	69	357	0	357	29.8
Jordan Fredericks	10	28	139	0	139	13.9
Austin Wilson	2	29	-7	116	109	54.5
Brisly Estime	12	5	22	23	45	3.8
Ervin Philips	12	7	18	10	28	2.3
George Morris	7	3	8	0	8	1.1
Sean Riley	12	1	6	0	6	0.5
TEAM	7	6	-14	0	-14	-2.0
Syracuse	12	971	1435	3855	5290	440.8
Opponents	12	870	2700	3313	6013	501.1

FIELD GOALS	FGM-FGA	Pct.	1-19	20-29	30-39	40-49	50-99	Long	Blkd
Cole Murphy	10-18	55.6	0-0	0-0	4-6	5-8	1-4	51	1

FG SEQUENCE	Syracuse	Opponents
Colgate	32, 41, 32, 33	-
Louisville	(55)	(28), 26, 41
USF	40, 48	42
Connecticut	(49), 47, (33)	27
Notre Dame	(40)	31, 39, (39)
Wake Forest	-	-
Virginia Tech	(53), 51, (51)	36, (45)
Boston College	(40)	30, 39
Clemson	(30)	22, (40), 46
NC State	48, 39	-
Florida State	-	(54), 42
Pittsburgh	-	-

Numbers in parentheses indicate field goal was missed

PUNTING	No.	Yds	Avg.	Long	TB	FC	I20	50+	Blkd
Sterling Hofrichter	77	3289	42.7	65	3	21	24	23	1
Zack Mahoney	1	34	34.0	34	0	0	1	0	0
TEAM	1	24	24.0	24	0	0	0	0	0
Eric Dungey	1	33	33.0	33	0	0	1	0	0
Syracuse	80	3380	42.2	65	3	21	26	23	1
Opponents	61	2479	40.6	56	3	22	19	11	1

KICKOFFS	No.	Yds	Avg.	TB	OB	Retn	Net	YdLn
Cole Murphy	53	3200	60.4	11	7	-	-	-
Sterling Hofrichter	1	55	55.0	0	0	-	-	-
Syracuse	54	3255	60.3	11	7	847	39.5	25
Opponents	85	5291	62.2	20	1	1293	41.2	23



Amba Etta-Tawo tied the school record for touchdown receptions with 14 in 2016 and led the Orange in scoring with 84 points. His point total was the most for an SU non-kicker since Walter Reyes had 128 in 2003.

ALL PURPOSE	GP	Rush	Rec	PR	KOR	IR	Total	Avg./G
Amba Etta-Tawo	12	0	1482	0	0	0	1482	123.5
Sean Riley	12	6	109	30	1095	0	1240	103.3
Brisly Estime	12	22	518	283	183	0	1006	83.8
Ervin Philips	12	18	822	0	0	0	840	70.0
Dontae Strickland	12	566	132	0	0	0	698	58.2
Steve Ishmael	11	0	559	0	0	0	559	50.8
Moe Neal	12	357	6	0	0	0	363	30.2
Eric Dungey	9	293	0	0	0	0	293	32.6
Jordan Fredericks	10	139	19	0	0	0	158	15.8
Alvin Cornelius	7	0	110	0	0	0	110	15.7
Daivon Ellison	12	0	0	0	0	50	50	4.2
Zack Mahoney	10	47	0	0	0	0	47	4.7
Adly Enoicy	3	0	35	0	0	0	35	11.7
Cameron MacPherson	12	0	34	0	0	0	34	2.8
Cordell Hudson	9	0	0	0	0	22	22	2.4
Kendall Moore	12	0	15	0	0	0	15	1.2
Hernz Laguerre	8	0	0	0	15	0	15	1.9
Devin C. Butler	5	0	14	0	0	0	14	2.8
Zaire Franklin	12	0	0	0	0	13	13	1.1
George Morris	7	8	0	0	0	0	8	1.1
Parris Bennett	12	0	0	0	0	7	7	0.6
Christopher Fredrick	12	0	0	0	0	1	1	0.1
Austin Wilson	2	-7	0	0	0	0	-7	-3.5
TEAM	7	-14	0	0	0	0	-14	-2.0
Syracuse	12	1435	3855	313	1293	93	6989	582.4
Opponents	12	2700	3313	219	847	205	7284	607.0



The Orange return 13 of their top 14 tacklers from 2016, including linebacker Parris Bennett (left) and defensive end Kendall Coleman (right). Bennett led SU with 110 tackles last season and earned All-ACC Honorable Mention status. Coleman paced all Orange true freshmen and ranked second among SU defensive linemen with 29 stops.

#	Player	GP	-----Tackles-----			TFL-Yds	Sacks No-Yards	-----Pass Def-----		QBH	Fumbles Rcv-Yds	FF	Blkd Kick	Saf
			Solo	Ast	Total			Int-Yds	BrUp					
30	Parris Bennett	12-12	56	54	110	6.5-59	.	1-7	3	.	.	3	.	.
4F	Zaire Franklin	12-12	56	45	101	10.0-35	2.0-17	1-13	3	1	.	1	.	.
19	Daivon Ellison	12-9	57	33	90	.	.	1-50	4	.	.	1	.	.
6	Rodney Williams	11-10	44	16	60	3.0-4	1.0-2	2-0	2
23	Jonathan Thomas	12-9	27	25	52	4.0-15	1.0-11	.	.	1	1-0	2	.	.
20	Cordell Hudson	9-5	30	13	43	1.0-1	.	1-22	3	.	1-0	1	.	.
11	Corey Winfield	12-12	31	10	41	2.0-16	1.0-6	1-0	4
25	Kielan Whitner	10-3	20	15	35	.	.	1-0	1	.	1-0	.	.	.
95	Chris Slayton	12-12	18	15	33	10.0-40	4.0-28	.	1	2	1-0	2	.	.
55	Kendall Coleman	12-11	13	16	29	1.5-11	1.0-10	.	.	4	.	.	1	.
28	Christopher Fredrick	12-6	15	7	22	2.0-5	.	1-1	.	.	1-0	2	.	.
85	Josh Black	10-9	11	10	21	4.0-26	1.5-15
52	Kayton Samuels	10-5	12	5	17	1.0-5
12	Andrew Armstrong	12-0	6	10	16	1
72	Steven Clark	9-9	6	10	16	1.5-2	.	.	.	3
37	Ted Taylor	12-3	12	4	16	1.5-2
33	Marquez Hodge	12-0	12	3	15	0.5-1	.	.	.	1
98	McKinley Williams	12-1	8	6	14	2.5-16	1.0-8
99	Jake Pickard	10-0	4	7	11	1.0-2	.	1-0
1J	Carl Jones	12-0	6	5	11
93	De'Jon Wilson	12-1	7	3	10	2.5-11	2.5-11	.	1	2	1-0	.	.	.
14	Evan Foster	9-0	1	7	8
24	Shyheim Cullen	12-0	5	3	8	1-0	.	.	.
8C	Antwan Cordy	2-2	6	2	8	1.0-1	.	.	1	.	1-0	.	.	.
45	Kenneth Ruff	7-0	3	3	6	1.5-5	.	.	1
27	George Morris	7-0	5	.	5
39	Troy Henderson	5-0	3	2	5	1-0	.	.	.
9	Juwan Dowels	2-1	3	1	4
31	Kyle Kleinberg	12-0	3	.	3
18	Scoop Bradshaw	10-0	2	1	3	.	.	.	2
7	Amba Etta-Tawo	12-12	2	.	2
47	Matt Keller	12-0	1	1	2
79	Anthony Giudice	6-0	1	1	2	1.0-4	1.0-4
58	Hernz Laguerre	8-0	1	.	1
32	Winston Lee	3-0	1	.	1
60	Cody Conway	9-8	1	.	1
41	Eric Anthony	12-0	1	.	1
2	Eric Dungey	9-9	1	.	1
21	Moe Neal	12-0	.	1	1
82	Alvin Cornelius	7-3	1	.	1
1	Brisly Estime	12-9	1	.	1
25	Chauncey Scisum	6-0	.	1	1
48	Cole Murphy	12-0	1	.	1
8	Steve Ishmael	11-9	.	1	1
TM	TEAM	7-0	1
2R	Sean Riley	12-0	1	.
Syracuse		12-0	494	336	830	58-261	16-112	10-93	26	15	9-0	12	2	1
Opponents		12-0	575	374	949	94-336	38-220	13-205	31	38	7-85	8	4	.

TEAM GAME-BY-GAME STATISTICS

Date	Opponent	RUSHING				RECEIVING				PASSING				KICK RET				PUNT RET				Tot Off
		No.	Yds	TD	Lg	No.	Yds	TD	Lg	Cmp-Att-Int	Yds	TD	Lg	No.	Yds	TD	Lg	No.	Yds	TD	Lg	
Sept. 2	COLGATE	35	117	1	49	40	437	2	43	40-46-0	437	2	43	2	32	0	17	2	21	0	11	554
		32	45	0	12	11	98	1	19	11-24-0	98	1	19	6	125	0	24	1	9	0	9	143
Sept. 9	LOUISVILLE	40	121	1	29	27	293	3	47	27-53-1	293	3	47	11	189	0	22	2	4	0	2	414
		41	414	7	72	21	431	1	72	21-40-1	431	1	72	4	73	0	26	3	13	0	18	845
Sept. 17	USF	55	199	0	19	32	350	2	47	32-50-2	350	2	47	8	193	0	41	0	0	0	0	549
		35	234	4	52	14	220	1	33	14-29-0	220	1	33	2	48	0	28	3	84	1	83	454
Sept. 24	at Connecticut	26	62	1	14	26	407	2	59	26-40-0	407	2	59	3	63	0	26	1	17	0	17	469
		45	144	2	19	28	281	1	24	28-46-1	281	1	24	2	37	0	20	1	13	0	13	425
Oct. 1	vs. Notre Dame	37	126	3	18	31	363	2	72	31-51-0	363	2	72	5	91	0	20	3	128	0	74	489
		37	183	2	59	23	471	3	79	23-35-1	471	3	79	4	143	1	93	1	0	0	0	654
Oct. 8	at Wake Forest	40	158	1	49	17	168	0	33	17-26-1	168	0	33	3	62	0	25	0	0	0	0	326
		51	190	3	37	13	140	0	28	13-22-1	140	0	28	1	21	0	21	3	8	0	6	330
Oct. 15	VIRGINIA TECH	45	156	2	18	30	405	2	84	30-55-1	405	2	84	1	21	0	21	1	20	0	20	561
		39	161	0	16	20	307	2	52	20-33-1	307	2	52	5	105	0	37	2	13	0	14	468
Oct. 22	at Boston College	35	98	1	31	32	434	3	68	32-38-1	434	3	68	4	63	0	19	2	25	0	27	532
		40	223	1	75	7	64	0	17	7-20-1	64	0	17	2	111	1	89	2	16	0	10	287
Nov. 5	at Clemson	28	105	0	49	24	172	0	20	24-40-3	172	0	20	10	242	0	68	1	7	0	7	277
		44	195	2	30	27	370	4	65	27-40-0	370	4	65	0	0	0	0	2	9	0	8	565
Nov. 12	NC STATE	28	28	1	13	14	190	1	81	14-25-1	190	1	81	2	49	0	31	2	16	0	3	218
		48	184	4	20	23	360	1	68	23-34-2	360	1	68	5	86	0	23	1	-1	0	0	544
Nov. 19	FLORIDA STATE	35	37	0	7	16	196	2	46	16-37-2	196	2	46	4	97	0	36	2	64	0	42	233
		45	334	4	41	19	320	2	39	19-31-1	320	2	39	0	0	0	0	5	-1	0	5	654
Nov. 26	at Pittsburgh	45	228	4	42	43	440	5	49	43-61-1	440	5	49	11	191	0	28	2	11	0	7	668
		40	393	6	77	9	251	4	79	9-19-1	251	4	79	4	98	0	30	3	56	0	39	644
	Syracuse	449	1435	15	49	332	3855	24	84	332-522-13	3855	24	84	64	1293	0	68	18	313	0	74	5290
	Opponents	497	2700	35	77	215	3313	20	79	215-373-10	3313	20	79	35	847	2	93	27	219	1	83	6013

		-----TACKLES-----				-SACKS-	-FUMBLE-		---PASS DEFENSE---			Blkd	---KICKS--XPTS---				
Date	Opponent	Solo	Asst	Total	TFL-Yds	No.-Yds	FF	FR-Yds	Int-Yds	QBH	Brk	Kick	Att-Mad	Run	Rcv	Saf	Pts
Sept. 2	COLGATE	39	10	49	6.0-30	3.0-26	0	0-0	0-0	0	1	0	3-3	0	0	0	33
		51	32	83	8.0-20	3.0-13	0	1-0	0-0	0	2	0	1-1	0	0	0	7
Sept. 9	LOUISVILLE	41	16	57	1.0-8	1.0-8	3	2-0	1-50	1	1	0	4-4	0	0	0	28
		66	12	78	12.0-44	4.0-36	3	1-0	1-7	1	5	0	8-8	0	0	0	62
Sept. 17	USF	32	18	50	4.0-18	1.0-6	2	0-0	0-0	0	0	0	2-2	0	0	0	20
		69	40	109	3.0-14	1.0-8	1	1-0	2-22	0	3	0	6-6	0	0	0	45
Sept. 24	at Connecticut	50	42	92	7.0-18	2.0-11	1	0-0	1-22	5	4	0	4-4	0	0	0	31
		31	40	71	3.0-14	1.0-11	0	0-0	0-0	3	4	0	3-3	0	0	0	24
Oct. 1	vs. Notre Dame	25	60	85	4.0-23	2.0-19	0	0-0	1-13	1	2	0	4-3	0	0	0	33
		32	64	96	7.0-16	2.0-6	1	0-0	0-0	11	3	1	6-6	0	0	0	50
Oct. 8	at Wake Forest	42	36	78	5.0-54	1.0-6	2	1-0	1-0	1	4	0	1-1	0	0	1	9
		50	16	66	11.0-46	5.0-31	1	1-83	1-0	2	0	0	4-4	0	0	0	28
Oct. 15	VIRGINIA TECH	52	10	62	5.0-11	1.0-2	1	1-0	1-0	1	1	1	4-4	0	0	0	31
		47	28	75	5.0-15	1.0-2	0	0-0	1-0	7	6	1	1-0	0	1	0	17
Oct. 22	at Boston College	29	34	63	3.0-16	1.0-11	0	1-0	1-7	3	4	0	4-4	0	0	0	28
		43	36	79	8.0-38	5.0-30	1	2-2	1-64	2	0	0	2-2	0	0	0	20
Nov. 5	at Clemson	40	54	94	6.0-31	0.0-0	0	0-0	0-0	0	2	0	0-0	0	0	0	0
		43	36	79	7.0-26	2.0-12	0	0-0	3-85	0	4	0	7-6	0	0	0	54
Nov. 12	NC STATE	60	20	80	8.0-28	2.0-16	0	0-0	2-0	0	4	1	2-2	0	0	0	20
		33	10	43	13.0-46	3.0-24	1	1-0	1-0	0	1	0	5-5	0	0	0	35
Nov. 19	FLORIDA STATE	51	16	67	5.0-13	2.0-7	2	3-0	1-1	2	2	0	2-2	0	0	0	14
		46	10	56	10.0-32	8.0-29	0	0-0	2-7	1	0	1	6-6	0	0	0	45
Nov. 26	at Pittsburgh	33	20	53	4.0-11	0.0-0	1	1-0	1-0	1	1	0	9-7	0	0	0	61
		64	50	114	7.0-25	3.0-18	0	0-0	1-20	11	3	1	11-10	0	0	0	76
	Syracuse	494	336	830	58.0-261	16.0-112	12	9-0	10-93	15	26	2	39-36	0	0	1	308
	Opponents	575	374	949	94.0-336	38.0-220	8	7-85	13-205	38	31	4	60-57	0	1	0	463

Date	Opponent	PUNTING										FIELD GOALS			KICKOFFS					
		No.	Yds	Avg.	Long	Blkd	TB	FC	50+	I20	Att-Made	Lg	Blkd	No.	Yds	Avg.	TB	OB		
Sept. 2	COLGATE	3	136	45.3	47	0	0	2	0	1	4-4	41	0	8	503	62.9	2	0		
		10	408	40.8	56	0	0	2	2	3	0-0	0	0	2	120	60.0	0	0		
Sept. 9	LOUISVILLE	11	489	44.5	61	0	1	4	5	3	1-0	0	0	5	319	63.8	1	0		
		5	215	43.0	48	0	0	3	0	1	3-2	41	0	11	667	60.6	0	0		
Sept. 17	USF	5	209	41.8	52	0	0	1	1	2	2-2	48	0	5	313	62.6	2	1		
		6	257	42.8	53	0	0	5	1	5	1-1	42	0	8	500	62.5	0	0		
Sept. 24	at Connecticut	5	197	39.4	52	0	0	1	1	2	3-1	47	0	5	286	57.2	1	2		
		5	240	48.0	54	0	2	1	3	1	1-1	27	0	4	257	64.2	1	0		
Oct. 1	vs. Notre Dame	9	349	38.8	57	0	1	1	1	3	1-0	0	0	5	259	51.8	0	0		
		5	196	39.2	55	0	0	0	1	1	3-2	39	0	9	564	62.7	4	0		
Oct. 8	at Wake Forest	10	415	41.5	50	0	0	3	2	2	0-0	0	0	2	126	63.0	1	0		
		6	246	41.0	51	0	0	3	2	4	0-0	0	0	6	368	61.3	3	0		
Oct. 15	Virginia Tech	3	146	48.7	56	0	0	1	1	0	3-1	51	1	6	372	62.0	1	0		
		5	208	41.6	51	0	0	3	2	2	2-1	36	0	4	260	65.0	3	0		
Oct. 22	at Boston College	4	155	38.8	52	0	0	1	2	1	1-0	0	0	5	306	61.2	2	1		
		6	226	37.7	47	0	1	1	0	1	2-2	39	0	5	306	61.2	1	0		
Nov. 5	at Clemson	8	308	38.5	48	0	0	2	0	3	1-0	0	0	0	0	0.0	0	0		
		3	121	40.3	46	0	0	2	0	0	3-2	46	0	10	632	63.2	0	0		
Nov. 12	NC STATE	6	284	47.3	65	0	1	2	3	2	2-2	48	0	5	295	59.0	0	0		
		4	112	28.0	44	1	0	0	0	0	0-0	0	0	6	390	65.0	4	0		
Nov. 19	FLORIDA STATE	10	424	42.4	53	1	0	3	5	5	0-0	0	0	1	65	65.0	1	0		
		3	121	40.3	48	0	0	1	0	0	2-1	42	0	8	520	65.0	4	0		
Nov. 26	at Pittsburgh	6	268	44.7	52	0	0	0	2	2	0-0	0	0	7	411	58.7	0	3		
		3	129	43.0	47	0	0	1	0	1	0-0	0	0	12	707	58.9	0	1		
	Syracuse	80	3380	42.2	65	1	3	21	23	26	18-10	51	1	54	3255	60.3	11	7		
	Opponents	61	2479	40.6	56	1	3	22	11	19	17-12	46	0	85	5291	62.2	20	1		

PASSING GAME-BY-GAME

Eric Dungey	Att	Comp	Int	Pct.	Yards	TD	Long	Sack	Yds	Effic
Colgate	40	34	0	85.0	355	2	43	2	7	176.0
Louisville	51	25	1	49.0	255	3	47	4	36	106.5
USF	48	32	2	66.7	350	2	47	1	8	133.3
Connecticut	40	26	0	65.0	407	2	59	1	11	167.0
Notre Dame	51	31	0	60.8	363	2	72	2	6	133.5
Wake Forest	25	16	1	64.0	156	0	33	5	31	108.4
Virginia Tech	53	28	1	52.8	311	1	58	1	2	104.6
Boston College	38	32	1	84.2	434	3	68	5	30	200.9
Clemson	9	6	1	66.7	48	0	12	1	5	89.2
Total	355	230	7	64.8	2679	15	72	22	136	138.2

Zack Mahoney	Att	Comp	Int	Pct.	Yards	TD	Long	Sack	Yds	Effic
Colgate	6	6	0	100.0	82	0	35	1	6	214.8
Louisville	1	1	0	100.0	15	0	15	0	0	226.0
USF	1	0	0	0.0	0	0	0	0	0	0.0
Wake Forest	1	1	0	100.0	12	0	12	0	0	200.8
Clemson	4	1	0	25.0	8	0	8	0	0	41.8
NC State	25	14	1	56.0	190	1	81	3	24	125.0
Florida State	36	16	2	44.4	196	2	46	8	29	97.4
Pittsburgh	61	43	1	70.5	440	5	49	3	18	154.9
Total	135	82	4	60.7	943	8	81	15	77	133.0

Austin Wilson	Att	Comp	Int	Pct.	Yards	TD	Long	Sack	Yds	Effic
Clemson	27	17	2	63.0	116	0	20	1	7	84.2

Dontae Strickland	Att	Comp	Int	Pct.	Yards	TD	Long	Sack	Yds	Effic
Virginia Tech	1	1	0	100.0	84	1	84	0	0	1135.6

Ervin Philips	Att	Comp	Int	Pct.	Yards	TD	Long	Sack	Yds	Effic
Virginia Tech	1	1	0	100.0	10	0	10	0	0	184.0

Brisly Estime	Att	Comp	Int	Pct.	Yards	TD	Long	Sack	Yds	Effic
Louisville	1	1	0	100.0	23	0	23	0	0	293.2

Sean Avant	Att	Comp	Int	Pct.	Yards	TD	Long	Sack	Yds	Effic
Florida State	1	0	0	0.0	0	0	0	0	0	0.0

Moe Neal	Att	Comp	Int	Pct.	Yards	TD	Long	Sack	Yds	Effic
USF	1	0	0	0.0	0	0	0	0	0	0.0

RUSHING GAME-BY-GAME

Name	No.-Yds/TD	COL	LOU	USF	UCONN	ND	WF	VT	BC	CU	NCST	FSU	PITT
Dontae Strickland	162-566/4	9-20/0	8-28/0	30-127/0	14-51/0	12-43/0	13-74/1	16-69/1	12-32/0	6-12/0	12-28/1	10-19/0	20-63/1
Moe Neal	68-357/2	9-68/1	12-40/0	6-12/0	4-8/0	3-3/0	5-42/0	2-0/0	3-10/0	7-64/0	2-0/0	7-19/0	8-91/1
Eric Dungey	125-293/6	10-25/0	16-19/1	12-18/0	7-5/1	17-49/3	18-13/0	24-106/1	17-54/0	4-4/0	DNP	DNP	DNP
Jordan Fredericks	28-139/0	4-10/0	3-33/0	7-42/0	-	4-20/0	1-12/0	-	DNP	9-22/0	-	-	DNP
Zack Mahoney	44-47/2	3-6/0	-	-	DNP	-	1-1/0	-	DNP	1-10/0	13-2/0	13-9/0	13-49/2
Brisly Estime	4-22/0	-	-	-	-	-	1-11/0	-	-	-	-	1-0/0	2-11/0
Ervin Philips	6-18/1	-	1-1/0	-	-	1-11/0	1-5/0	1-10/0	1-3/1	-	-	-	1-8/0
George Morris	3-8/0	DNP	DNP	DNP	DNP	DNP	-	-	-	-	-	3-8/0	-
Sean Riley	1-6/0	-	-	-	-	-	-	-	-	-	-	-	1-6/0
Austin Wilson	2--7/0	DNP	DNP	DNP	DNP	DNP	DNP	DNP	DNP	1-7/0	DNP	1-0/0	DNP
TEAM	6--14/0	DNP	DNP	-	1-2/0	DNP	-	2-9/0	2-1/0	DNP	1-2/0	-	DNP

RECEIVING GAME-BY-GAME

Name	No.-Yds/TD	COL	LOU	USF	UCONN	ND	WF	VT	BC	CU	NCST	FSU	PITT
Amba Etta-Tawo	94-1482/14	12-210/1	8-103/2	8-123/0	12-270/2	7-134/1	4-36/0	5-54/0	10-144/1	9-84/0	4-88/1	2-58/1	13-178/5
Ervin Philips	90-822/6	14-87/1	6-52/0	10-95/1	6-55/0	6-68/1	-	11-139/1	7-78/1	8-48/0	4-30/0	7-63/1	11-107/0
Steve Ishmael	48-559/1	6-36/0	4-65/0	3-30/0	4-40/0	5-67/0	5-56/0	6-81/0	8-108/1	-	DNP	-	7-76/0
Brisly Estime	48-518/3	3-25/0	3-29/1	6-80/1	2-13/0	4-18/0	-	8-131/1	5-93/0	1-12/0	1-17/0	6-46/0	9-54/0
Dontae Strickland	21-132/0	-	2-20/0	3-17/0	2-29/0	5-26/0	2-18/0	-	2-11/0	4-17/0	1-6/0	-	-
Alvin Cornelius	7-110/0	DNP	DNP	DNP	-	-	-	DNP	DNP	-	4-61/0	1-29/0	2-20/0
Sean Riley	11-109/0	4-44/0	-	-	-	2-36/0	2-13/0	-	-	2-11/0	-	-	1-5/0
Adly Enocoy	1-35/0	1-35/0	-	-	DNP	DNP	DNP	DNP	DNP	DNP	DNP	DNP	DNP
Cameron MacPherson	5-34/0	-	2-4/0	1-4/0	-	-	2-26/0	-	-	-	-	-	-
Jordan Fredericks	2-19/0	-	-	-	-	-	2-19/0	-	DNP	-	-	-	DNP
Kendall Moore	1-15/0	-	1-15/0	-	-	-	-	-	-	-	-	-	-
Devin C. Butler	2-14/0	DNP	-	-	-	2-14/0	-	DNP	DNP	DNP	DNP	DNP	DNP
Moe Neal	2-6/0	-	1-5/0	1-1/0	-	-	-	-	-	-	-	-	-

KICKING GAME-BY-GAME

Opponent	Cole Murphy FG-FGA/Yds (Miss)	PATs
Colgate	4-4/32, 41, 32, 33	3-3
Louisville	0-1/(55)	4-4
USF	2-2/40, 48	2-2
Connecticut	1-3/(49), 47, (33)	4-4
Notre Dame	0-1/(40)	3-4
Wake Forest	---	1-1
Virginia Tech	1-3/(53), 51, (51)	4-4
Boston College	0-1/(40)	4-4
Clemson	0-1/(30)	---
NC State	2-2/48, 39	2-2
Florida State	---	2-2
Pittsburgh	---	7-9

PUNTING GAME-BY-GAME

Opponent	Sterling Hofrichter No. - Yds - Avg. - I20
Colgate	3 - 136 - 45.3 - 1
Louisville	11 - 489 - 44.5 - 3
USF	5 - 209 - 41.8 - 2
Connecticut	5 - 197 - 39.4 - 2
Notre Dame	8 - 316 - 39.5 - 2
Wake Forest	10 - 415 - 41.5 - 2
Virginia Tech	3 - 146 - 48.7 - 0
Boston College	4 - 155 - 38.8 - 1
Clemson	8 - 308 - 38.5 - 3
NC State	6 - 284 - 47.3 - 2
Florida State	9 - 400 - 44.4 - 5
Pittsburgh	5 - 234 - 46.8 - 1

Opponent	Eric Dungey No. - Yds - Avg. - I20
Notre Dame	1 - 33 - 33.0 - 1

Opponent	Zack Mahoney No. - Yds - Avg. - I20
Pittsburgh	1 - 34 - 34.0 - 1



Sterling Hofrichter booted 23 punts of at least 50 yards and placed 24 punts inside the 20-yard line with only three touchbacks in 2016.

PUNT RETURNS GAME-BY-GAME

Name	No.-Yds/TD	COL	LOU	USF	UCONN	ND	WF	VT	BC	CU	NCST	FSU	PITT
Brisly Estime	16-283	2-21	2-4	-	-	3-128	-	1-20	2-25	1-7	1-3	2-64	2-11
Sean Riley	2-30	-	-	-	1-17	-	-	-	-	-	1-13	-	-

KICK RETURNS GAME-BY-GAME

Name	No.-Yds/TD	COL	LOU	USF	UCONN	ND	WF	VT	BC	CU	NCST	FSU	PITT
Sean Riley	53-1095	-	7-121	8-193	3-63	5-91	3-62	1-21	3-44	7-178	2-49	4-97	10-176
Brisly Estime	10-183	2-32	4-68	-	-	-	-	-	1-19	3-64	-	-	-
Hernz Laguerre	1-15	-	DNP	DNP	DNP	DNP	-	-	-	-	-	-	1-15

INTERCEPTION RETURNS GAME-BY-GAME

Name	No.-Yds/TD	COL	LOU	USF	UCONN	ND	WF	VT	BC	CU	NCST	FSU	PITT
Rodney Williams	2-0	DNP	-	-	-	-	-	1-0	-	-	1-0	-	-
Kielan Whitner	1-0	-	-	DNP	DNP	-	-	-	-	-	1-0	-	-
Daivon Ellison	1-50	-	1-50	-	-	-	-	-	-	-	-	-	-
Zaire Franklin	1-13	-	-	-	-	1-13	-	-	-	-	-	-	-
Cordell Hudson	1-22	-	-	-	1-22	-	-	DNP	DNP	DNP	-	-	-
Parris Bennett	1-7	-	-	-	-	-	-	-	1-7	-	-	-	-
Christopher Fredrick	1-1	-	-	-	-	-	-	-	-	-	-	1-1	-
Corey Winfield	1-0	-	-	-	-	-	-	-	-	-	-	-	1-0
Jake Pickard	1-0	-	-	-	-	-	1-0	-	-	-	-	DNP	DNP



TACKLES GAME-BY-GAME

Name	UA-A	Total	COL	LOU	USF	UCONN	ND	WF	VT	BC	CU	NCST	FSU	PITT
Parris Bennett	56-54	110	1-0	6-1	2-1	7-7	2-15	7-5	7-1	5-6	5-11	8-3	0-2	6-2
Zaire Franklin	56-45	101	3-1	3-3	4-4	7-7	4-5	5-5	8-2	4-3	4-10	8-3	2-1	4-1
Daivon Ellison	57-33	90	1-0	-	8-3	7-7	4-4	2-1	10-1	2-4	8-5	7-3	5-3	3-2
Rodney Williams	44-16	60	DNP	2-0	2-1	5-1	5-4	3-1	5-0	2-1	2-2	9-1	6-2	3-3
Jonathan Thomas	27-25	52	4-1	2-1	2-3	5-3	0-4	3-3	1-2	3-3	4-3	1-1	1-1	1-0
Cordell Hudson	30-13	43	3-1	5-0	2-1	5-2	1-5	7-3	DNP	DNP	DNP	-	6-0	1-1
Corey Winfield	31-10	41	1-0	1-0	3-0	3-1	3-2	5-1	3-1	4-3	4-1	3-1	1-0	-
Kielan Whitner	20-15	35	4-2	5-3	DNP	DNP	2-1	3-6	-	-	1-2	-	1-0	4-1
Chris Slayton	18-15	33	3-0	-	1-2	2-5	1-2	1-1	2-1	2-3	0-1	3-0	1-0	2-0
Kendall Coleman	13-16	29	3-1	1-0	1-1	2-3	1-3	1-1	0-1	-	0-1	1-1	2-1	1-3
Christopher Fredrick	15-7	22	-	1-0	-	-	-	-	4-0	1-2	0-1	3-2	5-1	1-1
Josh Black	11-10	21	DNP	DNP	1-0	1-1	1-3	2-0	0-1	1-1	1-3	0-1	2-0	2-0
Kayton Samuels	12-5	17	2-1	1-0	2-0	DNP	DNP	1-1	1-0	-	1-2	2-0	1-0	1-1
Steven Clark	6-10	16	-	1-1	0-1	1-0	0-2	1-2	2-0	1-2	0-2	DNP	DNP	DNP
Ted Taylor	12-4	16	0-1	-	-	-	-	-	1-0	0-1	0-1	5-1	6-0	-
Andrew Armstrong	6-10	16	-	1-0	-	2-2	0-2	0-1	-	0-1	1-0	1-0	1-1	0-3
Marqez Hodge	12-3	15	2-0	1-1	-	1-1	-	-	-	-	1-0	1-0	4-1	2-0
McKinley Williams	8-6	14	1-0	1-0	0-1	-	0-1	1-1	-	1-1	2-1	-	2-0	0-1
Carl Jones	6-5	11	-	3-1	1-0	-	1-3	-	-	0-1	1-0	-	-	-
Jake Pickard	4-7	11	1-0	1-1	-	1-1	0-1	0-3	-	1-0	0-1	-	DNP	DNP
De'Jon Wilson	7-3	10	-	1-0	1-0	-	0-1	-	2-0	-	0-1	2-0	1-1	-
Shyheim Cullen	5-3	8	1-0	0-1	-	-	-	-	2-0	0-1	1-0	1-1	-	-
Evan Foster	1-7	8	DNP	DNP	DNP	-	0-2	0-1	-	-	1-2	0-1	-	0-1
Antwan Cordy	6-2	8	4-0	2-2	DNP	DNP	DNP	DNP	DNP	DNP	DNP	DNP	DNP	DNP
Kenneth Ruff	3-3	6	-	DNP	DNP	DNP	DNP	-	1-0	-	0-1	1-1	1-1	DNP
George Morris	5-0	5	DNP	DNP	DNP	DNP	DNP	-	2-0	1-0	-	1-0	-	1-0
Troy Henderson	3-2	5	-	2-1	-	DNP	DNP	DNP	DNP	DNP	DNP	DNP	1-1	-
Juwan Dowels	3-1	4	2-1	1-0	DNP	DNP	DNP	DNP	DNP	DNP	DNP	DNP	DNP	DNP
Scoop Bradshaw	2-1	3	DNP	-	-	-	DNP	-	-	-	1-1	1-0	-	-
Kyle Kleinberg	3-0	3	2-0	-	-	-	-	-	-	-	-	1-0	-	-
Amba Etta-Tawo	2-0	2	-	-	-	-	-	-	-	-	1-0	-	1-0	-
Anthony Giudice	1-1	2	0-1	-	-	1-0	-	-	DNP	DNP	DNP	DNP	DNP	DNP
Matt Keller	1-1	2	-	-	-	-	-	-	-	0-1	1-0	-	-	-
Brisly Estime	1-0	1	-	-	1-0	-	-	-	-	-	-	-	-	-
Hernz Laguerre	1-0	1	-	DNP	DNP	DNP	DNP	-	-	-	-	-	1-0	-
Steve Ishmael	0-1	1	-	-	-	-	-	-	-	-	0-1	DNP	-	-
Cody Conway	1-0	1	-	-	-	DNP	DNP	DNP	1-0	-	-	-	-	-
Moe Neal	0-1	1	-	-	-	-	-	-	-	-	0-1	-	-	-
Alvin Cornelius	1-0	1	DNP	DNP	DNP	-	-	-	DNP	DNP	-	1-0	-	-
Winston Lee	1-0	1	1-0	-	DNP	DNP	DNP	DNP	DNP	-	DNP	DNP	DNP	DNP
Eric Anthony	1-0	1	-	-	-	-	-	-	-	-	-	-	-	1-0
Chauncey Scissum	0-1	1	-	-	-	0-1	-	-	DNP	DNP	DNP	DNP	DNP	DNP
Eric Dungey	1-0	1	-	-	-	-	-	-	-	1-0	-	DNP	DNP	DNP
Cole Murphy	1-0	1	-	-	1-0	-	-	-	-	-	-	-	-	-

SACKS GAME-BY-GAME

Name	UA-A	Total	COL	LOU	USF	UCONN	ND	WF	VT	BC	CU	NCST	FSU	PITT
Chris Slayton	4-0	4.0	2.0-15	-	-	1.0-7	-	-	-	-	-	1.0-6	-	-
De'Jon Wilson	2-1	2.5	-	-	-	-	0.5-4	-	1.0-2	-	-	-	1.0-5	-
Zaire Franklin	2-0	2.0	-	-	-	-	1.0-11	1.0-6	-	-	-	-	-	-
Josh Black	1-1	1.5	DNP	DNP	-	-	0.5-4	-	-	1.0-11	-	-	-	-
Corey Winfield	1-0	1.0	-	-	1.0-6	-	-	-	-	-	-	-	-	-
Kendall Coleman	1-0	1.0	-	-	-	-	-	-	-	-	-	1.0-10	-	-
McKinley Williams	1-0	1.0	-	1.0-8	-	-	-	-	-	-	-	-	-	-
Rodney Williams	1-0	1.0	DNP	-	-	-	-	-	-	-	-	-	1.0-2	-
Jonathan Thomas	1-0	1.0	1.0-11	-	-	-	-	-	-	-	-	-	-	-
Anthony Giudice	1-0	1.0	-	-	-	1.0-4	-	-	DNP	DNP	DNP	DNP	DNP	DNP

TACKLES FOR LOSS GAME-BY-GAME

Name	UA-A	Total	COL	LOU	USF	UCONN	ND	WF	VT	BC	CU	NCST	FSU	PITT
Chris Slayton	10-0	10.0	2.0-15	-	1.0-5	1.0-7	1.0-1	-	1.0-2	1.0-2	-	1.0-6	1.0-1	1.0-1
Zaire Franklin	6-8	10.0	0.5-0	-	0.5-1	2.5-5	1.5-12	1.5-7	1.0-2	-	1.5-6	1.0-2	-	-
Parris Bennett	4-5	6.5	-	-	-	0.5-0	-	1.5-45	-	1.0-3	0.5-1	1.5-2	-	1.5-8
Jonathan Thomas	3-2	4.0	2.0-13	-	-	0.5-0	-	0.5-1	-	-	-	-	-	1.0-1
Josh Black	3-2	4.0	DNP	DNP	1.0-6	-	0.5-4	-	-	1.0-11	-	0.5-1	1.0-4	-
Rodney Williams	2-2	3.0	DNP	-	0.5-0	-	-	-	-	-	-	1.0-1	1.0-2	0.5-1
McKinley Williams	2-1	2.5	-	1.0-8	-	-	-	-	-	-	1.5-8	-	-	-
De'Jon Wilson	2-1	2.5	-	-	-	-	0.5-4	-	1.0-2	-	-	-	1.0-5	-
Christopher Fredrick	2-0	2.0	-	-	-	-	-	-	1.0-3	-	-	1.0-2	-	-
Corey Winfield	2-0	2.0	-	-	1.0-6	-	-	-	-	-	1.0-10	-	-	-
Kenneth Ruff	1-1	1.5	-	DNP	DNP	DNP	DNP	-	-	-	0.5-1	1.0-4	-	DNP
Kendall Coleman	1-1	1.5	-	-	-	-	-	0.5-1	-	-	-	1.0-10	-	-
Ted Taylor	1-1	1.5	0.5-1	-	-	-	-	-	-	-	-	-	1.0-1	-
Steven Clark	1-1	1.5	-	-	-	-	-	0.5-0	1.0-2	-	-	DNP	DNP	DNP
Antwan Cordy	1-0	1.0	1.0-1	-	DNP	DNP	DNP	DNP	DNP	DNP	DNP	DNP	DNP	DNP
Anthony Giudice	1-0	1.0	-	-	-	1.0-4	-	-	DNP	DNP	DNP	DNP	DNP	DNP
Jake Pickard	0-2	1.0	-	-	-	-	0.5-2	0.5-0	-	-	-	-	DNP	DNP
Cordell Hudson	1-0	1.0	-	-	-	1.0-1	-	-	DNP	DNP	DNP	-	-	-
Kayton Samuels	1-0	1.0	-	-	-	DNP	DNP	-	-	-	1.0-5	-	-	-
Marqez Hodge	0-1	0.5	-	-	-	0.5-1	-	-	-	-	-	-	-	-

TEAM SUPERLATIVES

		<u>SYRACUSE</u>	<u>OPPONENTS</u>
Points		61 at Pittsburgh	76, Pittsburgh
	Low	0 at Clemson	7, Colgate
Points in a Half		40 at Pittsburgh (2nd)	41, Pittsburgh (2nd)
	Low	0 at Wake Forest (2nd), Clemson (1st & 2nd)	0, Colgate (2nd)
Rushing Plays		55 vs. USF	51, Wake Forest
	Low	26 at Connecticut	32, Colgate
Rushing Yards		228 at Pittsburgh	414, Louisville
	Low	28 vs. NC State	45, Colgate
Yards Per Rush		5.1 at Pittsburgh	10.1, Louisville
	Low	1.0 vs. NC State	1.4, Colgate
Rushing TDs		4 at Pittsburgh	7, Louisville
	Low	0 vs. USF, at Clemson, vs. Florida State	0, Colgate, Virginia Tech
Passing Plays		61 at Pittsburgh	46, Connecticut
	Low	25 vs. NC State	19, Pittsburgh
Pass Completions		43 at Pittsburgh	28, Connecticut
	Low	14 vs. NC State	7, Boston College
Passing Yardage		440 at Pittsburgh	471, Notre Dame
	Low	168 at Wake Forest	64, Boston College
Yards Per Pass Attempt		11.4 at Boston College	13.5, Notre Dame
	Low	4.3 at Clemson	3.2, Boston College
Passing TDs		5 at Pittsburgh	4, Clemson, Pittsburgh
	Low	0 at Wake Forest, Clemson	0, Wake Forest, Boston College
Total Plays		106 at Pittsburgh	91, Connecticut
	Low	53 vs. NC State	56, Colgate
Total Offense Yards		668 at Pittsburgh	845, Louisville
	Low	218 vs. NC State	143, Colgate
Yards Per Play		7.3 at Boston College	10.9, Pittsburgh
	Low	3.2 vs. Florida State	2.6, Colgate
First Downs		38 at Pittsburgh	33, Florida State
	Low	10 vs. NC State	11, Colgate
Third Down Conv. %		53.3 at Connecticut	63.6 Pittsburgh
	Low	20.0 vs. Notre Dame	25.0, Notre Dame
Passes Had Intercepted		0 vs. Colgate, at Connecticut, vs. Notre Dame	0, Colgate, USF, Clemson
	Most	3 at Clemson	2, NC State
Fumbles Lost		0, Six times	0, Six times
	Most	2 at Boston College	3, Florida State
Total Turnovers By		0 at Connecticut, vs. Notre Dame	0, Colgate, USF, Clemson
	Most	3 vs. USF, at Boston College, Clemson	4, Florida State
Sacks By: #-Yds.		3-26 vs. Colgate	8-29, Florida State
	Low	0-0 at Clemson, at Pittsburgh	1, Four times
TFL By: #-Yds.		8-28 vs. NC State	13-46 vs. NC State
	Low	1-8 vs. Louisville	3-14, USF; 3-14, Connecticut
Penalties		16 at Boston College	9, Louisville, Florida State
	Low	4 at Connecticut	1, Connecticut, Wake Forest
Yards Penalized		135 at Boston College	100, Louisville
	Low	25 at Connecticut	5, Connecticut, Wake Forest
Time of Possession		37:48 vs. USF	41:18, NC State
	Low	18:42 vs. NC State	22:12, USF

INDIVIDUAL SUPERLATIVES

SYRACUSEOFFENSE

Rushing Attempts	30, Dontae Strickland vs. USF
Rushing Yards	127, Dontae Strickland vs. USF
Rushing Touchdowns	3, Eric Dungey vs. Notre Dame
Longest Rush	49 (TD), Moe Neal vs. Colgate 49, Dontae Strickland at Wake Forest 49, Moe Neal at Clemson
Pass Attempts	61, Zack Mahoney at Pittsburgh
Pass Completions	43, Zack Mahoney at Pittsburgh
Passing Yards	440, Zack Mahoney at Pittsburgh
Comp. Pct. (min. 10 att.)	85.0 (34-40), Eric Dungey vs. Colgate
Long Pass Play	84 (TD), Dontae Strickland to Brisly Estime vs. Virginia Tech
Passing Touchdowns	5, Zack Mahoney at Pittsburgh
Interceptions Thrown	2, Eric Dungey vs. USF 2, Austin Wilson at Clemson 2, Zack Mahoney vs. Florida State
Receptions	14, Ervin Philips vs. Colgate
Yards Receiving	270, Amba Etta-Tawo at Connecticut
Receiving Touchdowns	5, Amba Etta-Tawo at Pittsburgh
All-Purpose Yards	270, Amba Etta-Tawo at Connecticut
Total Offense	489, Zack Mahoney at Pittsburgh
Scoring (points)	30, Amba Etta-Tawo at Pittsburgh

DEFENSE

Interceptions by	1, Ten times (nine players)
Int. Yards Gained	50, Daivon Ellison vs. Louisville
Longest Int. Return	50, Daivon Ellison vs. Louisville
Total Tackles	17, Parris Bennett vs. Notre Dame
Solo Tackles	10, Davion Ellison vs. Virginia Tech
Assisted Tackles	15, Parris Bennett vs. Notre Dame
Sacks	2.0, Chris Slayton vs. Colgate
Tackles for Loss	2.5, Zaire Franklin at Connecticut

SPECIAL TEAMS

PATs	7, Cole Murphy, Pittsburgh
Field Goals	4, Cole Murphy vs. Colgate
Long Field Goal	51, Cole Murphy vs. Virginia Tech
Punts	11, Sterling Hofrichter vs. Louisville
Punting Avg. (min. 2)	48.7, Sterling Hofrichter vs. Virginia Tech
Long Punt	65, Sterling Hofrichter vs. NC State
Punt Returns	3, Brisly Estime vs. Notre Dame
Punt Return Yards	128, Brisly Estime vs. Notre Dame
Long Punt Return	74, Brisly Estime vs. Notre Dame
Kickoff Returns	10, Sean Riley at Pittsburgh
Kickoff Return Yards	193, Sean Riley vs. USF
Long Kickoff Return	68, Sean Riley at Clemson
Blocked Field Goals	0
Blocked Punts	1, Sean Riley vs. NC State
Blocked PAT	1, Kendall Coleman vs. Virginia Tech

OPPONENTS

29, Cade Carney, Wake Forest
225, Dalvin Cook, Florida State
4, Lamar Jackson, Louisville
4, Dalvin Cook, Florida State
77 (TD) Maurice Ffrench, Pittsburgh
45, Bryant Shirreffs, Connecticut
27, Bryant Shirreffs, Connecticut
471, DeShone Kizer, Notre Dame
81.3 (13-16), Deshaun Watson, Clemson
79 (TD), DeShone Kizer to Equanimeous St. Brown, Notre Dame
79 (TD), Nathan Peterman to Dontez Ford, Pittsburgh
4, Nathan Peterman, Pittsburgh
2, Jalan McClendon, NC State
14, Noel Thomas, Connecticut
182, Equanimeous St. Brown, Notre Dame
2, Equanimeous St. Brown, Notre Dame
2, Deon Cain, Clemson
2, Jester Weah, Pittsburgh
257, Quadree Henderson, Pittsburgh
610, Lamar Jackson, Louisville
24, Lamar Jackson, Louisville
24, Dalvin Cook, Florida State
1, Thirteen players
64, William Harris, Boston College
64, Tanner Muse, Clemson
64, William Harris, Boston College
64 (TD), Tanner Muse, Clemson
16, Tremaine Edmunds, Virginia Tech
12, Marquel Lee, Wake Forest
10, Drue Tranquill, Notre Dame
10, Reggie Mitchell, Pittsburgh
2.5, Brian Burns, Florida State
5.5, Marquel Lee, Wake Forest
10, Chris Blewitt, Pittsburgh
2, Four players
46, Greg Huegel, Clemson
10, Josh Cerra, Colgate
48.0, Justin Wain, Connecticut
56, Josh Cerra, Colgate
5, Nyqwan Murray, Florida State
83, D'Ernest Johnson, USF
83 (TD), D'Ernest Johnson, USF
6, Abu Daramy, Colgate
143, C.J. Sanders, Notre Dame
93 (TD), C.J. Sanders, Notre Dame
0
1, Vinny Mihota, Virginia Tech
1, Brian Burns, Florida State
1, Jarron Jones, Notre Dame
1, Ejuan Price, Pittsburgh

GAME-BY-GAME STARTERS

OFFENSE

Opponent	QB	RB	WR	WR	WR	LT	LG	C	RG	RT	TE/WR
Colgate	Dungey	Strickland	Etta-Tawo	Philips	Ishmael	Conway	Roberts	Emerich	Palmer	McGloster	MacPherson
Louisville	Dungey	Strickland	Etta-Tawo	Philips	Ishmael	Conway	Roberts	Emerich	Palmer	McGloster	Estime
USF	Dungey	Strickland	Etta-Tawo	Philips	Ishmael	Conway	Roberts	Byrne	Palmer	McGloster	Estime
Connecticut	Dungey	Strickland	Etta-Tawo	Philips	Ishmael	Lasker	Roberts	Byrne	Adams	McGloster	MacPherson
Notre Dame	Dungey	Strickland	Etta-Tawo	Philips	Ishmael	Lasker	Roberts	Byrne	Adams	McGloster	Estime
Wake Forest	Dungey	Strickland	Etta-Tawo	Philips	Ishmael	Lasker	Roberts	Byrne	Adams	McGloster	Estime
Virginia Tech	Dungey	Strickland	Etta-Tawo	Philips	Ishmael	Lasker	Roberts	Byrne	Adams	McGloster	Estime
Boston College	Dungey	Strickland	Etta-Tawo	Philips	Ishmael	Conway	Roberts	Byrne	Adams	McGloster	Estime
Clemson	Dungey	Strickland	Etta-Tawo	Philips	Ishmael	Conway	Roberts	Byrne	Adams	McGloster	Estime
NC State	Mahoney	Strickland	Etta-Tawo	Philips	Cornelius	Conway	Roberts	Byrne	Adams	McGloster	Estime
Florida State	Mahoney	Strickland	Etta-Tawo	Philips	Cornelius	Conway	Roberts	Foster	Adams	McGloster	MacPherson
Pittsburgh	Mahoney	Strickland	Etta-Tawo	Philips	Cornelius	Conway	Roberts	Foster	Adams	McGloster	Estime

DEFENSE

Opponent	DE	NT	DT	DE	WLB	MLB	SLB	CB	FS	SS	CB
Colgate	Slayton	Clark	Samuels	Coleman	Bennett	Franklin	Thomas	Winfield	Cordy	Whitner	Hudson
Louisville	Slayton	Clark	Samuels	Coleman	Bennett	Franklin	Thomas	Winfield	Cordy	Whitner	Dowels
USF	Slayton	Clark	Samuels	Coleman	Bennett	Franklin	Thomas	Winfield	Ellison	Williams, R.	Hudson
Connecticut	Black	Clark	Slayton	Coleman	Bennett	Franklin	Thomas	Winfield	Ellison	Williams, R.	Hudson
Notre Dame	Black	Clark	Slayton	Coleman	Bennett	Franklin	Thomas	Winfield	Ellison	Williams, R.	Hudson
Wake Forest	Black	Clark	Slayton	Coleman	Bennett	Franklin	Thomas	Winfield	Ellison	Williams, R.	Hudson
Virginia Tech	Black	Clark	Slayton	Wilson, D.	Bennett	Franklin	Thomas	Winfield	Ellison	Williams, R.	Fredrick
Boston College	Black	Clark	Slayton	Coleman	Bennett	Franklin	Thomas	Winfield	Ellison	Williams, R.	Fredrick
Clemson	Black	Clark	Slayton	Coleman	Bennett	Franklin	Thomas	Winfield	Ellison	Williams, R.	Fredrick
NC State	Black	Williams, M.	Slayton	Coleman	Bennett	Franklin	Taylor	Winfield	Ellison	Williams, R.	Fredrick
Florida State	Black	Samuels	Slayton	Coleman	Bennett	Franklin	Taylor	Winfield	Ellison	Williams, R.	Fredrick
Pittsburgh	Black	Samuels	Slayton	Coleman	Bennett	Franklin	Taylor	Winfield	Whitner	Williams, R.	Fredrick



Linebacker Zaire Franklin (left) is one of 10 returning starters for the Orange on defense. His streak of 27 consecutive starts is the longest on the team. Ervin Phillips (right) shifted to inside receiver last season and started all 12 games. He set a Syracuse junior record with 90 receptions in 2016 and enters 2017 with 134 career catches, second-most among active ACC players.

GAME SUMMARIES

Game 1 • Syracuse 33, Colgate 7

September 2 • Carrier Dome • Syracuse, N.Y. • Att: 31,336

SYRACUSE, N.Y. – The Orange (1-0) started the Coach Dino Babers era with a bang, racking up 554 yards of offense in a 33-7 dismantling of Colgate (0-1) on Sept. 2 at the Carrier Dome.

Quarterback Eric Dungey threw for a career-high 355 yards to help the Orange post the second-highest team passing total (437 yards) in school history. Dungey completed his first 13 passes and was 34-for-40 throwing the football. His 85 percent completion rate was the best mark ever for an Orange quarterback who attempted at least 21 passes.

Personal-best efforts also came from Dungey's top two receivers. Ervin Philips tied Art Monk's single-game record for receptions, catching 14 passes for 87 yards and a score. Amba Etta-Tawo pulled in 10 passes for 210 yards and a touchdown in his Syracuse debut. It marked the first time in school history two players recorded double-digit receptions in the same game.

The Orange, starting the first offensive series of Babers' tenure on their own 21-yard line, moved 79 yards in six plays while taking just 1:45 off the clock. Dungey connected with Etta-Tawo on a 43-yard bomb, and with Cole Murphy's extra point, the Orange had seven on the board.

The quick strike erased the advantage Colgate had taken after a drive-extending Syracuse penalty on the game's first series. The miscue eventually led to a 19-yard touchdown toss from Raiders quarterback Jake Melville to receiver Owen Rockett.

The frenetic pace wasn't a one-drive wonder. The second time Syracuse got the ball, it churned out 72 yards on 18 plays and capped the drive with a 32-yard field goal from Murphy to take the lead, 10-7.

Series three was the fastest of the fast. In one play lasting 11 seconds, freshman running back Moe Neal covered 49 yards on his first collegiate carry for a touchdown. Murphy's kick upped the advantage to 17-7. Murphy added a 41-yard field goal with 2:47 left in the second quarter and the Orange went into the break ahead, 20-7.

Murphy stayed busy in the third quarter, adding field goals from 32 and 33 yards to push the margin to 26-7. At the same time, the SU defense stepped up and limited Colgate to 12 yards on 10 plays in the quarter. Colgate didn't earn its initial first down of the second half until there was 7:32 left in the contest.

Having already established career-high passing totals by the end of the third stanza, Dungey added to them early in the fourth. He found Philips on a 4-yard scoring toss with 12:26 to play. With the reception, Philips matched Monk's 39-year-old record. Murphy's point after closed the scoring, producing the 33-7 final.

When it was all said and done, Syracuse had outgained Colgate 554-143 and extended its series winning streak against the Raiders to 16 in a row.

Kielan Whitner led the defensive effort with six total tackles. The Orange got two quarterback sacks from Chris Slayton and one from Jonathan Thomas. After Syracuse allowed the game's first touchdown, it held the Raiders to 68 total yards over the final 54 minutes.

Score by Quarters

	1st	2nd	3rd	4th	Final
Colgate	7	0	0	0	7
Syracuse	7	13	6	7	33

Scoring Summary:

1st	09:00	CU	Owen Rockett 19 yd pass from Jake Melville (Jonah Bowman kick), 12-75 6:00, COL 7 - SU 0
	07:15	SU	Amba Etta-Tawo 43 yd pass from Eric Dungey (Cole Murphy kick), 6-79 1:45, COLGATE 7 - SU 7
2nd	14:50	SU	Cole Murphy 32 yd field goal, 18-72 5:43, COLGATE 7 - SU 10
	12:29	SU	Moe Neal 49 yd run (Cole Murphy kick), 1-49 0:11, COLGATE 7 - SU 17
	02:47	SU	Cole Murphy 41 yd field goal, 9-63 3:23, COLGATE 7 - SU 20
3rd	09:00	SU	Cole Murphy 32 yd field goal, 12-64 6:00, COLGATE 7 - SU 23
	06:24	SU	Cole Murphy 33 yd field goal, 5-47 1:40, COLGATE 7 - SU 26
4th	12:26	SU	Ervin Philips 4 yd pass from Eric Dungey (Cole Murphy kick), 12-52 4:22, COLGATE 7 - SU 33

	CU	SU		CU	SU
First Downs	11	25	Punts (Number-Avg)	10-40.8	3-45.3
Rushes-Yards (Net)	32-45	35-117	Fumbles-Lost	0-0	1-1
Passing Yards (Net)	98	437	Penalties-Yards	3-35	6-55
Passes Att-Comp-Int	24-11-0	46-40-0	Possession Time	29:34	30:26
Total Offense Plays-Yards	56-143	81-554	Third-Down Conversions	5-16	8-18
Fumble Returns-Yards	0-0	0-0	Fourth-Down Conversions	0-0	3-3
Punt Returns-Yards	1-9	2-21	Red-Zone Scores-Chances	1-1	4-4
Kickoff Returns-Yards	6-125	2-32	Sacks By: Number-Yards	3-13	3-26
Interception Returns-Yards	0-0	0-0			

RUSHING: Colgate - James Holland 14-45; Jake Melville 11-10; Connor Wingenroth 1-0; John Wilkins 1-0; Alex Mathews 1-minus 1; TEAM 1-minus 4; Sage Attwood 3-minus 5.
Syracuse - Moe Neal 9-68; Eric Dungey 10-25; Dontae Strickland 9-20; Jordan Fredericks 4-10; Zack Mahoney 3-minus 6.

PASSING: Colgate - Jake Melville 10-22-0-82; Sage Attwood 1-2-0-16. **Syracuse** - Eric Dungey 34-40-0-355; Zack Mahoney 6-6-0-82.

RECEIVING: Colgate - John Maddaluna 4-31; Nick Martensen 3-10; Owen Rockett 2-35; Alex Greenawalt 2-22. **Syracuse** - Ervin Philips 14-87; Amba Etta-Tawo 12-210; Steve Ishmael 6-36; Sean Riley 4-44; Brisly Estime 3-25; Adly Enoicy 1-35.

Game 2 • Louisville 62, Syracuse 28

September 9 • Carrier Dome • Syracuse, N.Y. • Att: 32,184

SYRACUSE, N.Y. – In a game that featured a combined 174 plays and 1,259 yards of offense, No. 13 Louisville topped Syracuse 62-28 on Sept. 9 at the Carrier Dome in the Atlantic Coast Conference opener for both teams.

The Cardinals (2-0, 1-0 ACC) racked up 845 total yards, including an ACC-record 610 by quarterback Lamar Jackson. Jackson finished the contest with 21 carries for 199 yards and four touchdowns, and 20 completions on 39 pass attempts for 411 yards and a touchdown. He became the second player in FBS history to throw for 400 yards and rush for 150 yards in the same game.

Signal caller Eric Dungey was responsible for all four Orange touchdowns. He was 25-of-51 passing for 255 yards and a career-high three scores. He also ran 16 times for 19 yards and a touchdown.

Jackson was responsible for all five first-half Louisville scores, including three in the game's opening five minutes. He hooked up with James Quick on a 72-yard scoring strike on the first play from scrimmage and tallied rushing touchdowns of 7, 72, 13 and nine yards.

Dungey connected with Brisly Estime on a 15-yard TD in the first quarter, and threw scoring passes of 47 yards and four yards to Amba Etta-Tawo with less than three minutes to go in the second frame, to make the score 35-21 Cardinals at the half.

The two teams traded touchdowns in the third quarter and Louisville's lead remained 14 points, 42-28, heading into the final stanza.

In the fourth quarter, the Cardinals put the game away, scoring 20 points on two Evan O'Hara field goals and touchdown runs of 48 yards by Brandon Radcliff and 30 yards by Jeremy Smith.

Etta-Tawo finished with eight catches for 103 yards and two touchdowns for the Orange. It was his second consecutive 100-yard receiving effort. Ervin Philips added six receptions for 52 yards, while Steve Ishmael registered 65 yards on four catches. Kielan Whitner led the Syracuse defense with eight tackles and a fumble recovery.

In addition to Jackson's work on the ground, Radcliff ran 10 times for 156 yards and a touchdown. Keith Kelsey had nine tackles, including 1.5 for a loss, and a forced fumble for the Cardinals.

The victory was Louisville's third in a row against the Orange (1-1, 0-1 ACC). The Cardinals improved to 9-6 all-time in the series.

Score by Quarters

	1st	2nd	3rd	4th	Final
Louisville	28	7	7	20	62
Syracuse	7	14	7	0	28

Scoring Summary:

1st	14:44	UL	James Quick 72 yd pass from Lamar Jackson (Evan O'Hara kick), 1-72 0:16, UL 7 - SU 0
	12:13	UL	Lamar Jackson 7 yd run (Evan O'Hara kick), 3-75 1:07, UL 14 - SU 0
	10:17	UL	Lamar Jackson 72 yd run (Evan O'Hara kick), 1-72 0:12, UL 21 - SU 0
	06:58	SU	Brisly Estime 15 yd pass from Eric Dungey (Cole Murphy kick), 12-75 3:19, UL 21 - SU 7
2nd	04:11	UL	Lamar Jackson 13 yd run (Evan O'Hara kick), 2-68 0:29, UL 28 - SU 7
	03:23	UL	Lamar Jackson 9 yd run (Evan O'Hara kick), 10-79 3:25, UL 35 - SU 7
	02:42	SU	Amba Etta-Tawo 47 yd pass from Eric Dungey (Cole Murphy kick), 2-79 0:41, UL 35 - SU 14
3rd	00:40	SU	Amba Etta-Tawo 4 yd pass from Eric Dungey (Cole Murphy kick), 11-68 1:35, UL 35 - SU 21
	12:18	UL	Traveon Samuel 21 yd run (Evan O'Hara kick), 5-82 2:03, UL 42 - SU 21
	06:49	SU	Eric Dungey 1 yd run (Cole Murphy kick), 11-76 3:58, UL 42 - SU 28
4th	13:16	UL	Evan O'Hara 26 yd field goal, 11-42 5:09, UL 45 - SU 28
	10:16	UL	Evan O'Hara 41 yd field goal, 5-16 1:43, UL 48 - SU 28
	08:55	UL	Brandon Radcliff 48 yd run (Evan O'Hara kick), 1-48 0:08, UL 55 - SU 28
	07:31	UL	Jeremy Smith 30 yd run (Evan O'Hara kick), 1-30 0:07, UL 62 - SU 28

	UL	SU		UL	SU
First Downs	30	24	Punts (Number-Avg)	5-43.0	11-44.5
Rushes-Yards (Net)	41-414	40-121	Fumbles-Lost	6-2	3-1
Passing Yards (Net)	431	293	Penalties-Yards	9-100	8-55
Passes Att-Comp-Int	40-21-1	53-27-1	Possession Time	31:28	28:32
Total Offense Plays-Yards	81-845	93-414	Third-Down Conversions	7 of 16	10 of 23
Fumble Returns-Yards	0-0	0-0	Fourth-Down Conversions	0 of 0	0 of 1
Punt Returns-Yards	3-13	2-4	Red-Zone Scores-Chances	4-5	3-4
Kickoff Returns-Yards	4-73	11-189	Sacks By: Number-Yards	4-36	1-8
Interception Returns-Yards	1-7	1-50			

RUSHING: Louisville - Lamar Jackson 21-199; Brandon Radcliff 10-156; Jeremy Smith 1-30; Traveon Samuel 1-21; Malin Jones 3-17; Malik Williams 1-7; Trey Smith 2-0; Reggie Bonnafon 1-minus 8; Kyle Bolin 1-minus 8. **Syracuse** - Moe Neal 12-40; Jordan Fredericks 3-33; Dontae Strickland 8-28; Eric Dungey 16-19; Ervin Philips 1-1.

PASSING: Louisville - Lamar Jackson 20-39-1-411; Kyle Bolin 1-1-0-20. **Syracuse** - Eric Dungey 25-51-1-255; Brisly Estime 1-1-0-23; Zack Mahoney 1-1-0-15.

RECEIVING: Louisville - Jamari Staples 5-136; James Quick 4-108; Cole Hikutini 4-41; Traveon Samuel 3-30; Jaylen Smith 2-78; Charles Standberry 1-20; Devante Peete 1-10; Jeremy Smith 1-8. **Syracuse** - Amba Etta-Tawo 8-103; Ervin Philips 6-52; Steve Ishmael 4-65; Brisly Estime 3-29; Dontae Strickland 2-20; Cameron MacPherson 2-4; Kendall Moore 1-15; Moe Neal 1-5.

GAME SUMMARIES

Game 3 • USF 45, Syracuse 20

September 17 • Carrier Dome • Syracuse, N.Y. • Att: 32,288

SYRACUSE, N.Y. – The Orange (1-2) scored the game's first 17 points, but couldn't hold off USF and its strong rushing attack in a 45-20 loss at the Carrier Dome on Sept. 17.

Two rushing touchdowns each by USF running back Marlon Mack and wide receiver Rodney Adams proved to be the difference in the contest. Overall, USF (3-0) ran for 239 yards on 35 carries (6.7 avg.) and outscored Syracuse 45-3 over the last three quarters.

SU ran a school-record 105 plays from scrimmage (55 rushing, 50 passing) to post its second game with at least 500 yards of total offense under head coach Dino Babers. The play count eclipsed the previous Orange record of 100 snaps set against Virginia Tech in 2002, and tied the ACC record established by Maryland in 1992 versus North Carolina State.

Syracuse scored the first three times it had the ball. After receiving the opening kickoff, the Orange drove 79 yards in 16 plays, a march finished off by Eric Dungey's 24-yard touchdown pass to Ervin Philips.

On SU's next possession, Dungey hooked up with Brisly Estime on a 47-yard touchdown pass. The score was set up by a 30-yard completion to Amba Etta-Tawo on the previous play. Kicker Cole Murphy added a 40-yard field goal with 30 seconds left in the first period to give the Orange a 17-0 advantage at the end of the quarter.

The Bulls responded with two scores in the first six minutes of the second quarter and led 28-17 at the half. Adams did most of the damage, scoring on a 27-yard reception from Quinton Flowers, and adding touchdown runs of nine and 19 yards. Mack recorded USF's other first-half score on a 2-yard touchdown plunge.

In the third quarter, the teams traded scoreless drives until Syracuse broke through. Murphy converted a 49-yard field goal, just one yard shy of his career best, to narrow the deficit to 28-20.

The Bulls answered Murphy's second field goal of the game decisively. Facing a fourth-and-1 from their own 48, the Bulls put the ball in Mack's hands and he ran 52 yards to paydirt with 55 seconds left in the third quarter to push the lead to 35-20.

After Syracuse's next possession stalled, USF used its special teams to put the game away on the first play of the fourth quarter. Sterling Hofrichter's punt traveled 52 yards, but D'Ernest Johnson ran it back it 83 yards up the middle for a touchdown. The Bulls tacked on a 42-yard field goal by Emilio Nadelman with 8:55 remaining to close the scoring.

Dungey was 32-of-48 passing for 350 yards, two touchdowns and two interceptions. It was Dungey's second 300-yard passing effort of the season and the eighth time he's thrown at least two touchdowns. Philips had 10 receptions for the second time in three games. He finished with 10 catches for a career-best 95 yards and a touchdown. Etta-Tawo recorded his third straight 100-yard receiving game with eight receptions for 123 yards.

Score by Quarters

	1st	2nd	3rd	4th	Final
USF	0	28	7	10	45
Syracuse	17	0	3	0	20

Scoring Summary:

1st	10:01	SU	Ervin Philips 24 yd pass from Eric Dungey (Cole Murphy kick), 16-79 4:59, USF 0 - SU 7
	06:40	SU	Brisly Estime 47 yd pass from Eric Dungey (Cole Murphy kick), 6-92 2:06, USF 0 - SU 14
	00:30	SU	Cole Murphy 40 yd field goal, 12-53 3:43, USF 0 - SU 17
2nd	14:26	USF	Rodney Adams 27 yd pass from Quinton Flowers (Emilio Nadelman kick), 4-75 1:04, USF 7 - SU 17
	09:24	USF	Marlon Mack 2 yd run (Emilio Nadelman kick), 5-47 1:37, USF 14 - SU 17
	04:45	USF	Rodney Adams 9 yd run (Emilio Nadelman kick), 4-41 0:55, USF 21 - SU 17
	00:43	USF	Rodney Adams 19 yd run (Emilio Nadelman kick), 7-88 1:32, USF 28 - SU 17
3rd	03:58	SU	Cole Murphy 48 yd field goal, 14-58 5:20, USF 28 - SU 20
	00:55	USF	Marlon Mack 52 yd run (Emilio Nadelman kick), 7-75 3:03, USF 35 - SU 20
4th	14:42	USF	D'Ernest Johnson 83 yd punt return (Emilio Nadelman kick), USF 42 - SU 20
	08:55	USF	Emilio Nadelman 42 yd field goal, 8-50 3:38, USF 45 - SU 20

	USF	SU		USF	SU
First Downs	20	30	Punts (Number-Avg)	6-42.8	5-41.8
Rushes-Yards (Net)	35-234	55-199	Fumbles-Lost	3-0	1-1
Passing Yards (Net)	220	350	Penalties-Yards	4-50	10-69
Passes Att-Comp-Int	29-14-0	50-32-2	Possession Time	22:12	37:48
Total Offense Plays-Yards	64-454	105-549	Third-Down Conversions	4 of 13	12 of 24
Fumble Returns-Yards	0-0	0-0	Fourth-Down Conversions	1 of 1	2 of 5
Punt Returns-Yards	3-84	0-0	Red-Zone Scores-Chances	3-3	1-1
Kickoff Returns-Yards	2-48	8-193	Sacks By: Number-Yards	1-8	1-6
Interception Returns-Yards	2-22	0-0			

RUSHING: USF - Marlon Mack 9-115; Quinton Flowers 11-51; Rodney Adams 4-34; D'Ernest Johnson 2-19; Darius Tice 3-13; Chris Barr 3-8; TEAM 3-minus 6. **Syracuse** - Dontae Strickland 30-127; Jordan Fredericks 7-42; Eric Dungey 12-18; Moe Neal 6-12.

PASSING: USF - Quinton Flowers 12-24-0-188; Brett Kean 2-4-0-32; D'Ernest Johnson 0-1-0-0. **Syracuse** - Eric Dungey 32-48-2-350; Moe Neal 0-1-0-0; Zack Mahoney 0-1-0-0.

RECEIVING: USF - Rodney Adams 4-67; D'Ernest Johnson 2-37; Marquez Valdes-Scantling 2-35; Tyre McCants 2-32; Elkanah Dillon 2-30; Ryshen Bronson 1-11; Marlon Mack 1-8. **Syracuse** - Ervin Philips 10-95; Amba Etta-Tawo 8-123; Brisly Estime 6-80; Steve Ishmael 3-30; Dontae Strickland 3-17; Cameron MacPherson 1-4; Moe Neal 1-1.

Game 4 • Syracuse 31, Connecticut 24

September 24 • Rentschler Field • East Hartford, Conn. • Att: 31,899

EAST HARTFORD, Conn. – A game that opened with typical Syracuse offensive fireworks was ultimately secured by the Orange defense as SU snapped its eight-game road losing streak with a 31-24 victory against Connecticut Saturday, Sept. 24 at Rentschler Field.

Eric Dungey and Amba Etta-Tawo teamed up on two long touchdown passes in the first 4:12 of the game, and Cordell Hudson returned an interception 22 yards for a score near the end of the third quarter. The Orange (2-2) also got a key defensive stop on fourth-and-goal from the 2-yard line to hold off the Huskies (2-2).

Etta-Tawo finished with a school-record 270 yards receiving on 12 receptions, including touchdown catches of 57 and 30 yards. He broke the previous single-game mark of 249 yards set by Scott Schwedes against Boston College in 1985. In addition, Etta-Tawo joined NC State's Torrey Holt (1998) and Florida State's Craphonso Thorpe (2003) as the only receivers in the history of the Atlantic Coast Conference with two 200-yard receiving games in the same season.

SU opened the scoring when Dungey connected with Etta-Tawo on a 57-yard touchdown less than a minute into the game. On SU's next possession, the two hooked up again, this time on a 30-yard scoring play. By the end of the second series, Dungey was 5-of-6 for 118 yards – all to Etta-Tawo – and Cole Murphy's two PATs had SU in front, 14-0.

UConn responded with a pair of touchdown runs in the second quarter. Ron Johnson scored first, on a 2-yard plunge, and Arkeel Newsome ran into the end zone from six yards out with 34 seconds left in the half. A 47-yard field goal by Murphy on the final play of the second quarter gave SU a 17-14 advantage at the break.

In the third quarter, UConn's Bobby Puyol tied the score on a 27-yard field goal with 5:11 remaining in the period. Then Hudson made his first interception of the season, snaring a tipped pass and returning it for the score with 49 seconds left in the quarter. Murphy's point after pushed the margin to 24-17.

UConn had an opportunity to tie the game in the fourth quarter after picking up 17 yards on a successful fake field goal on fourth-and-3 from the SU 25. Three straight running plays moved the ball down to the 2-yard line, but on fourth-and-goal Bryant Shirreffs was stuffed by Zaire Franklin and the Huskies turned the ball over on downs.

The defensive stand allowed Dungey and Etta-Tawo to go to work again. In the shadow of their own goal line, the Orange converted a third-and-7 when Dungey connected with Etta-Tawo on a 59-yard pass and catch. Dungey ultimately finished off the series with a 6-yard touchdown run to complete a 99-yard drive that put SU ahead, 31-17.

A 24-yard touchdown pass from Shirreffs to Tyler Davis with 33 seconds left narrowed the gap to 31-24, but the Huskies' ensuing onside kick was recovered by Brisly Estime and Syracuse ran out the clock for its first road win of the series.

Dungey completed 26-of-40 passes for a career-high 407 yards and two touchdowns. It was the sixth 400-yard passing performance in school history and first since 2012.

Score by Quarters

	1st	2nd	3rd	4th	Final
Syracuse	14	3	7	7	31
Connecticut	0	14	3	7	24

Scoring Summary:

1st	14:09	SU	Amba Etta-Tawo 57 yd pass from Eric Dungey (Cole Murphy kick), 4-75 0:51, SU 7 - UCONN 0
	10:48	SU	Amba Etta-Tawo 30 yd pass from Eric Dungey (Cole Murphy kick), 5-59 1:22, SU 14 - UCONN 0
2nd	06:05	UC	Ron Johnson 2 yd run (Bobby Puyol kick), 12-53 4:52, SU 14 - UCONN 7
	00:34	UC	Arkeel Newsome 6 yd run (Bobby Puyol kick), 9-68 2:53, SU 14 - UCONN 14
	00:00	SU	Cole Murphy 47 yd field goal, 4-44 0:34, SU 17 - UCONN 14
3rd	05:11	UC	Bobby Puyol 27 yd field goal, 10-35 4:59, SU 17 - UCONN 17
	00:49	SU	Cordell Hudson 22 yd interception return (Cole Murphy kick), SU 24 - UCONN 17
4th	02:14	SU	Eric Dungey 6 yd run (Cole Murphy kick), 12-99 3:58, SU 31 - UCONN 17
	00:33	UC	Tyler Davis 24 yd pass from Bryant Shirreffs (Bobby Puyol kick), 9-65 1:41, SU 31 - UCONN 24

	SU	UC		SU	UC
First Downs	19	23	Punts (Number-Avg)	5-39.4	5-48.0
Rushes-Yards (Net)	26-62	45-144	Fumbles-Lost	0-0	0-0
Passing Yards (Net)	407	281	Penalties-Yards	4-25	1-5
Passes Att-Comp-Int	40-26-0	46-28-1	Possession Time	21:31	38:29
Total Offense Plays-Yards	66-469	91-425	Third-Down Conversions	8 of 15	8 of 21
Fumble Returns-Yards	0-0	0-0	Fourth-Down Conversions	0 of 0	4 of 6
Punt Returns-Yards	1-17	1-13	Red-Zone Scores-Chances	1-2	3-4
Kickoff Returns-Yards	3-63	2-37	Sacks By: Number-Yards	2-11	1-11
Interception Returns-Yards	1-22	0-0			

RUSHING: Syracuse - Dontae Strickland 14-51; Moe Neal 4-8; Eric Dungey 7-5; TEAM 1-minus 2. **Connecticut** - Arkeel Newsome 15-81; Bryant Shirreffs 21-27; Ron Johnson 8-25; Noel Thomas 1-11.

PASSING: Syracuse - Eric Dungey 26-40-0-407. **Connecticut** - Bryant Shirreffs 27-45-1-264; Tyler Davis 1-1-0-17.

RECEIVING: Syracuse - Amba Etta-Tawo 12-270; Ervin Philips 6-55; Steve Ishmael 4-40; Dontae Strickland 2-29; Brisly Estime 2-13. **Connecticut** - Noel Thomas 14-111; Tyler Davis 4-51; Hergy Mayala 2-43; Tommy Myers 2-24; Alec Bloon 2-23; Arkeel Newsome 2-16; Ron Johnson 2-13.

GAME SUMMARIES

Game 5 • Notre Dame 50, Syracuse 33

October 1 • MetLife Stadium • East Rutherford, N.J. • Att: 62,794

EAST RUTHERFORD, N.J. – Behind a strong second-half effort, Notre Dame (2-3) handed Syracuse (2-3) a 50-33 defeat on Saturday, Oct. 1 in the 2016 New York's College Classic at MetLife Stadium. Orange quarterback Eric Dungey was responsible for all five SU touchdowns, throwing for two and rushing for a career-high three scores.

SU was within six points of Irish at halftime, but was outscored 17-6 in the final 30 minutes. Notre Dame quarterback DeShone Kizer led the way for Fighting Irish, passing for 471 yards and three touchdowns. He also ran for a score.

Dungey equaled Ryan Nassib's Orange record by throwing for 300 yards for the third consecutive contest. Dungey was 31-for-51 passing for 363 yards. His five total touchdowns against the Irish were one shy of the team single-game record (6) set by Jim Brown against Colgate in 1956.

Redshirt senior Amba Etta-Tawo continued his torrid start to the season, catching seven passes for 134 yards and a touchdown. The Powder Springs, Ga. native became the first player in school history with five consecutive 100-yard receiving games.

The two teams combined for 36 points in the game's first five minutes with Notre Dame opening up a 23-13 advantage. Kizer connected with Equanimeous St. Brown for a pair of long touchdowns, including a 79-yard strike on the game's first play. The Irish also returned a blocked PAT for two points and got a 93-yard kickoff return for a touchdown from C.J. Sanders in the early going.

Not to be outdone, Dungey capped Syracuse's first offensive series with a 3-yard touchdown run and threw a 72-yard TD pass to Etta-Tawo on the Orange's next possession.

In the second quarter, a 1-yard Dungey touchdown plunge and Cole Murphy's point after closed the gap to 23-20 at the 13:22 mark. Notre Dame answered with a 3-yard touchdown run by Kizer and a 31-yard field goal by Justin Yoon to push the lead to 33-20.

The back-and-forth continued as the Orange stole the momentum back late in the half. A 74-yard punt return by Brisly Estime set up a Dungey-to-Ervin Philips 14-yard touchdown with 30 seconds left that trimmed the margin to 33-27.

In the second half, the Orange couldn't muster the same success they had before the break. SU punted on its first four possessions of the third quarter and turned the ball over on downs on its fifth series. The Irish took advantage, scoring 20 straight points, including two more long touchdowns.

Linebacker Parris Bennett led the Orange defense. He notched double-digit tackles for the second game in a row, finishing with a career-best 17 stops. Bennett's tackle total was the most for an SU defender in more than a decade.

Score by Quarters

	1st	2nd	3rd	4th	Final
Notre Dame	23	10	14	3	50
Syracuse	13	14	0	6	33

Scoring Summary:

1st	14:42	ND	Equanimeous St. Brown 79 yd pass from DeShone Kizer (Justin Yoon kick), 1-79 0:18, ND 7 - SU 0
	12:36	SU	Eric Dungey 3 yd run (Cole Murphy kick blocked), 8-75 2:06, ND 7 - SU 6
	12:36	ND	Cole Luke PAT return, ND 9 - SU 6
	11:23	ND	Equanimeous St. Brown 67 yd pass from DeShone Kizer (Justin Yoon kick), 3-74 1:13, ND 16 - SU 6
	10:17	SU	Amba Etta-Tawo 72 yd pass from Eric Dungey (Cole Murphy kick), 3-79 1:06, ND 16 - SU 13
	10:06	ND	C.J. Sanders 93 yd kickoff return (Justin Yoon kick), ND 23 - SU 13
2nd	13:22	SU	Eric Dungey 1 yd run (Cole Murphy kick), 9-78 3:08, ND 23 - SU 20
	12:11	ND	DeShone Kizer 3 yd run (Justin Yoon kick), 5-71 1:11, ND 30 - SU 20
	05:03	ND	Justin Yoon 31 yd field goal, 7-37 3:11, ND 33 - SU 20
	00:30	SU	Ervin Philips 14 yd pass from Eric Dungey (Cole Murphy kick), 2-14 0:08, ND 33 - SU 27
3rd	11:23	ND	Kevin Stepherson 54 yd pass from DeShone Kizer (Justin Yoon kick), 4-86 1:41, ND 40 - SU 27
	08:26	ND	Dexter Williams 59 yd run (Justin Yoon kick), 3-70 1:22, ND 47 - SU 27
4th	11:14	ND	Justin Yoon 39 yd field goal, 11-72 3:58, ND 50 - SU 27
	06:52	SU	Eric Dungey 5 yd run (Sterling Hofrichter rush failed), 14-75 4:22, ND 50 - SU 33

	ND	SU		ND	SU
First Downs	25	25	Punts (Number-Avg)	5-39.2	9-38.8
Rushes-Yards (Net)	37-183	37-126	Fumbles-Lost	0-0	2-0
Passing-Yards (Net)	471	363	Penalties-Yards	6-55	5-45
Passes Att-Comp-Int	35-23-1	51-31-0	Possession Time	31:22	28:38
Total Offense Plays-Yards	72-654	88-489	Third-Down Conversions	3 of 12	3 of 15
Fumble Returns-Yards	0-0	0-0	Fourth-Down Conversions	0 of 1	1 of 2
Punt Returns-Yards	1-0	3-128	Red-Zone Scores-Chances	2-3	4-5
Kickoff Returns-Yards	4-143	5-91	Sacks By: Number-Yards	2-6	2-19
Interception Returns-Yards	0-0	1-13			

RUSHING: Notre Dame - Josh Adams 20-102; Dexter Williams 8-80; DeShone Kizer 9-1. **Syracuse** - Eric Dungey 17-49; Dontae Strickland 12-43; Jordan Fredericks 4-20; Ervin Philips 1-11; Moe Neal 3-3.

PASSING: Notre Dame - DeShone Kizer 23-35-1-471. **Syracuse** - Eric Dungey 31-51-0-363.

RECEIVING: Notre Dame - Equanimeous St. Brown 4-182; Torii Hunter Jr. 4-64; C.J. Sanders 4-39; Josh Adams 2-52; Miles Boykin 2-36; Corey Holmes 2-10; Dexter Williams 2-7; Kevin Stepherson 1-54; Durham Smythe 1-14; Nic Weishar 1-13. **Syracuse** - Amba Etta-Tawo 7-134; Ervin Philips 6-68; Steve Ishmael 5-67; Dontae Strickland 5-26; Brisly Estime 4-18; Sean Riley 2-36; Devin Butler 2-14.

Game 6 • Wake Forest 28, Syracuse 9

October 8 • BB&T Field • Winston-Salem, N.C. • Att: 25,162

WINSTON-SALEM, N.C. – Wake Forest (5-1, 2-1 ACC) ended Syracuse's four-game series winning streak with a 28-9 victory over the Orange (2-4, 0-2 ACC) at a soggy BB&T Field Saturday, Oct. 8. The remnants of Hurricane Matthew resulted in a steady downpour for most of the game and prevented either team from finding an offensive rhythm.

The Orange were held to a season-low 326 yards of total offense on 66 plays.

Quarterback Eric Dungey was 16-of-25 passing for 156 yards and one interception. Steve Ishmael led all Syracuse receivers with five receptions for 56 yards. Dontae Strickland paced the SU ground attack with 74 yards on 13 carries and a touchdown. Strickland scored the lone Orange touchdown in the second quarter on a 1-yard run.

For the third straight game, linebacker Parris Bennett was consistently around the football. The Detroit, Mich. native led the SU defense with 12 tackles, including 1.5 for a loss, to post his third consecutive double-digit tackle game. Syracuse forced two Wake Forest turnovers (1 INT, 1 fumble recovery), but was unable to turn them into points.

The defense got Syracuse on the scoreboard first, recording a safety on Wake's first possession of the game. An errant snap sent the ball over punter Dom Maggio's head and into the end zone. A scramble ensued and the Deacons were able to recover to prevent the touchdown, but SU came away with two early points less than four minutes into the game.

Following the safety, the teams exchanged scoreless drives until Wake quarterback John Wolford capped a nine-play, 79-yard march with a 7-yard touchdown run at the 11:07 mark of the second quarter. Mike Weaver's extra-point gave the hosts a 7-2 advantage.

Later in the stanza, linebacker Zaire Franklin sacked Wolford on third down for a loss of six yards, forcing another Maggio punt. The Orange took over at their own 41-yard line with 8:08 left in the half. Behind a ground attack that churned out 48 of the 59 yards during the series, SU regained the lead when Strickland punched it in from a yard out. Cole Murphy added the PAT to make the score 9-7 Orange with 4:46 remaining before halftime.

On the ensuing Wake Forest possession, Wolford answered Strickland's score with his second touchdown run of the night. A pass interference penalty against Jonathan Thomas moved the ball into Orange territory. Wolford kept it on the next play and ran 37 yards to paydirt. Weaver's extra point extended the Wake Forest lead to 14-9.

Syracuse had an opportunity to take the lead or at the very least cut into the deficit late in the half, but Dungey's pass to Ishmael was intercepted in the end zone by Amari Henderson with one second left and the score remained 14-9 Deacons at the break.

Neither team could get much going after the intermission as the two sides combined for nine punts and one interception on the first 10 possessions of the second half.

It wasn't until late in the fourth quarter that the Deacons tallied a pair of touchdowns to put the game out of reach. Cade Carney scored on a 3-yard run with 3:59 to go in regulation. On the ensuing possession, Syracuse drove to the Wake Forest 27-yard line before Cameron Glenn recovered a fumble by Jordan Fredericks and returned it 83 yards for a score with 1:30 to play.

Wake Forest recorded five sacks in the game and also forced two Orange turnovers. Marquel Lee paced the Deacons with 15 tackles, including 5.5 for a loss, and two sacks.

Score by Quarters

	1st	2nd	3rd	4th	Final
Syracuse	2	7	0	0	9
Wake Forest	0	14	0	14	28

Scoring Summary:

1st	11:38	SU	TEAM safety, SU 2 - WF 0
2nd	11:07	WF	John Wolford 7 yd run (Mike Weaver kick), 9-79 4:07, SU 2 - WF 7
	04:46	SU	Dontae Strickland 1 yd run (Cole Murphy kick), 10-59 3:22, SU 9 - WF 7
	01:43	WF	John Wolford 37 yd run (Mike Weaver kick), 7-75 3:03, SU 9 - WF 14
4th	03:59	WF	Cade Carney 3 yd run (Mike Weaver kick), 6-78 2:54, SU 9 - WF 21
	01:30	WF	Cameron Glenn 83 yd fumble recovery (Mike Weaver kick), SU 9 - WF 28

	SU	WF		SU	WF
First Downs	14	21	Punts (Number-Avg)	10-41.5	6-41.0
Rushes-Yards (Net)	40-158	51-190	Fumbles-Lost	2-1	4-1
Passing-Yards (Net)	168	140	Penalties-Yards	7-63	1-5
Passes Att-Comp-Int	26-17-1	22-13-1	Possession Time	25:56	34:04
Total Offense Plays-Yards	66-326	73-330	Third-Down Conversions	5 of 16	7 of 16
Fumble Returns-Yards	0-0	1-83	Fourth-Down Conversions	1 of 1	1 of 3
Punt Returns-Yards	0-0	3-8	Red-Zone Scores-Chances	1-2	2-3
Kickoff Returns-Yards	3-62	1-21	Sacks By: Number-Yards	1-6	5-31
Interception Returns-Yards	1-0	1-0			

RUSHING: Syracuse - Dontae Strickland 13-74; Moe Neal 5-42; Eric Dungey 18-13; Jordan Fredericks 1-12; Brisly Estime 1-11; Ervin Philips 1-5; Zack Mahoney 1-1. **Wake Forest** - Cade Carney 29-104; John Wolford 12-94; Matt Colburn 5-24; Tyler Bell 3-14; TEAM 2-minus 46.

PASSING: Syracuse - Eric Dungey 16-25-1-156; Zack Mahoney 1-1-0-12. **Wake Forest** - John Wolford 13-22-1-140.

RECEIVING: Syracuse - Steve Ishmael 5-56; Amba Etta-Tawo 4-36; Cameron MacPherson 2-26; Jordan Fredericks 2-19; Dontae Strickland 2-18; Sean Riley 2-13. **Wake Forest** - Cortez Lewis 5-42; Cam Serigne 4-68; Alex Bachman 2-6; Chuck Wade 1-18; Cade Carney 1-6.

GAME SUMMARIES

Game 7 • Syracuse 31, Virginia Tech 17

October 15 • Carrier Dome • Syracuse, N.Y. • Att: 33,838

SYRACUSE, N.Y. – Syracuse (3-4, 1-2 ACC) broke open a 17-17 contest with back-to-back touchdowns in the fourth quarter and finished with a 31-17 victory against No. 17 Virginia Tech (4-2, 2-1 ACC) in the Carrier Dome on Saturday, Oct. 15. The triumph marked the Orange's first win over a ranked team since 2012 and raised SU's record to 8-2 all-time in home games against the Hokies.

Eric Dungey led the charge, completing 28-of-53 passes for 311 yards and a touchdown. He also established career rushing bests with 24 carries for 106 yards and a score. Dungey's 417 yards of total offense were also a personal high, and he became the first player in school history to throw for 300 yards and run for 100 yards in the same game.

The Orange defense held a Hokie offensive unit that came into the game averaging 39.4 points per game to a season-low 17 points, including just three in the first half.

When Virginia Tech tied the game at 17-all, the Orange didn't blink. Dungey engineered a 17-play, 75-yard drive that he capped with a 1-yard touchdown run to give SU a 24-17 advantage with 7:56 left.

On SU's next series, a 16-yard Dontae Strickland touchdown jaunt and Cole Murphy's fourth extra point put the hosts up 31-17 with 5:23 remaining.

Virginia Tech had one last chance to get back in the game, but Chris Slayton stripped quarterback Jerod Evans and De'Jon Wilson recovered at the Hokies' 47-yard line with 4:08 remaining. The Orange picked up three first downs and Dungey took a knee on the final play to seal the victory as Syracuse fans streamed onto the field in celebration.

Heavy underdogs, SU kept the trend of getting off on the right foot by scoring first for the fourth time in five games. Dungey hooked up with Ervin Philips on a 58-yard touchdown pass on the fourth play of the game. After a 36-yard field goal by Virginia Tech's Joey Slye, Strickland took a pitch and lofted an 84-yard touchdown pass to Brisly Estime to put SU in front 14-3 early in the second quarter.

The Orange added to their lead just before halftime, as Cole Murphy hit a career-long, 51-yard field goal with four seconds left in the second quarter.

The Hokies rallied in the second half, taking the opening possession of the third quarter and marching 83 yards to the end zone. Evans capped the drive with a 12-yard TD pass to Isaiah Ford. SU's Kendall Coleman blocked the extra point and the score remained 17-9.

Early in the fourth quarter, the Hokies pulled to within 17-15 on a 10-yard scoring pass from Evans to Bucky Hodges. Virginia Tech went for two with Evans finding Chris Cunningham for the conversion to tie the game, setting the stage for SU's strong finish.

Philips recorded 11 catches for a career-high 139 yards, while Estime had eight receptions for a personal-best 131 yards.

In addition to being SU's first win against a top-25 team in four years, the victory also marked the first time the Orange defeated a Coastal Division opponent since joining the Atlantic Coast Conference in 2013.

Score by Quarters

	1st	2nd	3rd	4th	Final
Virginia Tech	3	0	6	8	17
Syracuse	7	10	0	14	31

Scoring Summary:

1st	13:11	SU	Ervin Philips 58 yd pass from Eric Dungey (Cole Murphy kick), 6-75 1:49, VT 0 - SU 7
	06:13	VT	Joey Slye 36 yd field goal, 9-49 3:40, VT 3 - SU 7
2nd	14:49	SU	Brisly Estime 84 yd pass from Dontae Strickland (Cole Murphy kick), 2-89 0:16, VT 3 - SU 14
	00:04	SU	Cole Murphy 51 yd field goal, 9-39 1:43, VT 3 - SU 17
3rd	11:19	VT	Isaiah Ford 12 yd pass from Jerod Evans (Joey Slye kick blocked), 9-83 3:41, VT 9 - SU 17
4th	13:53	VT	B. Hodges 10 yd pass from Jerod Evans (Chris Cunningham pass from Evans), 8-66 2:43, VT 17 - SU 17
	07:56	SU	Eric Dungey 1 yd run (Cole Murphy kick), 17-75 5:57, VT 17 - SU 24
	05:23	SU	Dontae Strickland 16 yd run (Cole Murphy kick), 4-37 1:36, VT 17 - SU 31

	VT	SU	VT	SU
First Downs	21	32	5-41.6	3-48.7
Rushes-Yards (Net)	39-161	45-156	Fumbles-Lost	1-1 1-0
Passing Yards (Net)	307	405	Penalties-Yards	7-53 8-55
Passes Att-Comp-Int	33-20-1	55-30-1	Possession Time	26:35 33:25
Total Offense Plays-Yards	72-468	100-561	Third-Down Conversions	4 of 13 10 of 21
Fumble Returns-Yards	0-0	0-0	Fourth-Down Conversions	0 of 1 4 of 5
Punt Returns-Yards	2-13	1-20	Red-Zone Scores-Chances	3-5 2-3
Kickoff Returns-Yards	5-105	1-21	Sacks By: Number-Yards	1-2 1-2
Interception Returns-Yards	1-0	1-0		

RUSHING: Virginia Tech - Jerod Evans 11-61; Travon McMillian 9-39; Marshawn Williams 5-23; Sam Rogers 8-21; Cam Phillips 2-9; Bucky Hodges 1-6; C.J. Carroll 3-2. **Syracuse** - Eric Dungey 24-106; Dontae Strickland 16-69; Moe Neal 2-0; TEAM 2-minus 9; Ervin Philips 1-minus 10.

PASSING: Virginia Tech - Jerod Evans 20-33-1-307. **Syracuse** - Eric Dungey 28-53-1-311; Dontae Strickland 1-1-0-84; Ervin Philips 1-1-0-10.

RECEIVING: Virginia Tech - Isaiah Ford 8-83; Bucky Hodges 5-79; Cam Phillips 3-83; C.J. Carroll 2-33; Steven Peoples 1-27; Marshawn Williams 1-2. **Syracuse** - Ervin Philips 11-139; Brisly Estime 8-131; Steve Ishmael 6-81; Amba Etta-Tawo 5-54.

Game 8 • Syracuse 28, Boston College 20

October 22 • Alumni Stadium • Chestnut Hill, Mass. • Att: 34,647

CHESTNUT HILL, Mass. – Quarterback Eric Dungey threw for three touchdowns and SU overcame two long Boston College scoring plays to emerge with a 28-20 victory Saturday, Oct. 22 at Alumni Stadium. The victory snapped the Orange's eight-game ACC road losing streak and raised their record to 3-1 against the Eagles since joining the conference in 2013.

Dungey finished the afternoon 32-of-38 for a career-high 434 yards, the second-best, single-game passing total in the Syracuse annals. He adeptly spread the ball around as four Orange players had at least 78 yards receiving. Amba Etta-Tawo led the SU receiving corps with 10 catches for 144 yards, including a 68-yard touchdown.

In addition to his monster passing numbers, Dungey also led SU on the ground with 54 yards on 17 carries to finish the game with a personal-best 488 yards of total offense.

SU (4-4, 2-2 ACC) racked up 532 total yards against the nation's sixth-ranked defense, including 434 through the air versus a BC secondary that entered the game fifth in the FBS against the pass. On the flip side, the Orange pass defense was stellar all afternoon, holding BC (3-4, 0-4 ACC) to season lows for completions (7) and passing yards (64).

Despite SU dominating the statistics, it was Boston College that got on the board first. Dungey was intercepted on the first series of the game by William Harris, who returned the pick 62 yards to set up a Mike Knoll 30-yard field goal.

The Orange answered with back-to-back touchdowns by Ervin Philips. He capped a 10-play, 75-yard drive by taking a pitch from Dungey and running into the end zone from the 3-yard line to put the Orange up, 7-3. In the second quarter, Philips helped finish off a nine-play, 80-yard march with a 10-yard touchdown reception from Dungey. Cole Murphy's second extra point gave Syracuse a 14-3 margin.

On the ensuing kickoff, Myles Willis scampered 89 yards into the end zone to close the gap to 14-10. The score remained that way until late in the third quarter when Steve Ishmael made his first touchdown catch of the season with 15 seconds left in the stanza.

After Ishmael's score, BC once again struck quickly. Patrick Towles went 75 yards on a quarterback keeper to trim the SU margin to 21-17 on the last play of the third quarter.

Another Knoll field goal, this one from 39 yards out at the 10:02 mark, drew the Eagles to within one, 21-20.

Less than a minute later, the Orange struck the decisive blow when Dungey lofted a pass up to Etta-Tawo that he pulled in one-handed and took 68 yards to paydirt.

The Eagles threatened once more after a Dungey fumble gave Boston College the ball at the SU 43-yard line with 4:28 to go. The Eagles advanced to the SU 14, but the Orange defense rose up and forced BC to give the ball up on downs with 1:50 left. SU picked up a first down on the ensuing series and Dungey knelt down twice to end the game.

Ishmael hauled in a personal-best eight passes for 108 yards. He, Etta-Tawo and Philips were all on the receiving end of Dungey touchdown throws. Parris Bennett had a squad-best 11 tackles and intercepted Towles in the third quarter to end a potential BC scoring drive. Zaire Franklin and Corey Winfield made seven tackles each. Winfield also broke up a pass.

Score by Quarters

	1st	2nd	3rd	4th	Final
Syracuse	7	7	7	7	28
Boston College	3	7	7	3	20

Scoring Summary:

1st	11:37	BC	Mike Knoll 30 yd field goal, 3-15 1:15, SU 0 - BC 3
	07:15	SU	Ervin Philips 3 yd run (Cole Murphy kick), 10-75 4:22, SU 7 - BC 3
2nd	10:46	SU	Ervin Philips 10 yd pass from Eric Dungey (Cole Murphy kick), 9-80 2:57, SU 14 - BC 3
	10:33	BC	Myles Willis 89 yd kickoff return (Mike Knoll kick), SU 14 - BC 10
3rd	00:15	SU	Steve Ishmael 11 yd pass from Eric Dungey (Cole Murphy kick), 9-86 4:14, SU 21 - BC 10
	00:00	BC	Patrick Towles 75 yd run (Mike Knoll kick), 2-75 0:15, SU 21 - BC 17
4th	10:02	BC	Mike Knoll 39 yd field goal, 8-43 3:30, SU 21 - BC 20
	09:18	SU	Amba Etta-Tawo 68 yd pass from Eric Dungey (Cole Murphy kick), 3-85 0:44, SU 28 - BC 20

	SU	BC	SU	BC
First Downs	23	16	Punts (Number-Avg)	4-38.8 6-37.7
Rushes-Yards (Net)	35-98	40-223	Fumbles-Lost	3-2 1-1
Passing Yards (Net)	434	64	Penalties-Yards	16-135 8-66
Passes Att-Comp-Int	38-32-1	20-7-1	Possession Time	30:51 29:09
Total Offense Plays-Yards	73-532	60-287	Third-Down Conversions	6 of 14 4 of 13
Fumble Returns-Yards	0-0	1-2	Fourth-Down Conversions	0 of 0 0 of 1
Punt Returns-Yards	2-25	2-16	Red-Zone Scores-Chances	3-4 1-3
Kickoff Returns-Yards	4-63	2-111	Sacks By: Number-Yards	1-11 5-30
Interception Returns-Yards	1-7	1-64		

RUSHING: Syracuse - Eric Dungey 17-54; Dontae Strickland 12-32; Moe Neal 3-10; Ervin Philips 1-3; TEAM 2-minus 1. **Boston College** - Patrick Towles 10-104; Davon Jones 14-66; Michael Walker 3-28; Tyler Rouse 5-17; Jeff Smith 3-12; Myles Willis 4-7; Darius Wade 1-minus 11.

PASSING: Syracuse - Eric Dungey 32-38-1-434. **Boston College** - Patrick Towles 4-14-1-45; Darius Wade 3-6-0-19.

RECEIVING: Syracuse - Amba Etta-Tawo 10-144; Steve Ishmael 8-108; Ervin Philips 7-78; Brisly Estime 5-93; Dontae Strickland 2-11. **Boston College** - Michael Walker 3-40; Charlie Callinan 2-19; Tyler Rouse 1-5; Davon Jones 1-0.

GAME SUMMARIES

Game 9 • Clemson 54, Syracuse 0

November 5 • Memorial Stadium • Clemson, S.C. • Att: 80,609

CLEMSON, S.C. – No. 3 Clemson (9-0, 6-0 ACC) demonstrated its firepower on both sides of the ball, ending Syracuse's two-game winning streak with a 54-0 shutout of the Orange (4-5, 2-3 ACC) before a crowd of 80,609 at Memorial Stadium on Saturday, Nov. 5. The Tigers rolled up 565 yards of offense and got two touchdown passes from two different quarterbacks to stay unbeaten.

Orange receiver Amba Etta-Tawo continued his spectacular 2016 season against the Tigers, etching his name atop Syracuse's two most notable single-season receiving lists. Etta-Tawo finished the evening with nine catches for 84 yards to raise his season totals to 75 receptions for 1,158 yards, both school records. He eclipsed the two previous marks in the third quarter, passing Pro Football Hall of Famer Marvin Harrison's standard of 1,131 receiving yards on a 17-yard pass from Austin Wilson on SU's first second-half series. He then broke Alec Lemon's record of 72 catches with a 5-yard grab late in the quarter.

Etta-Tawo's performance was one of the bright spots against a Clemson team that scored touchdowns on four consecutive possessions in the first half and entered the intermission with a commanding 30-0 lead. The Tigers produced touchdown drives of 95, 85 and 86 yards in the half, the three longest scoring drives of their season to date.

Clemson got on the scoreboard on its first possession on the game with a 22-yard field goal from Greg Huegel. Star quarterback Deshaun Watson scored on a 1-yard run in the first quarter and threw TD passes to Deon Cain and 14 yards to Mike Williams in the second quarter to extend the lead to 16-0 (Clemson missed the PAT after Cain's touchdown).

After Watson left the game with a shoulder injury in the second quarter, Nick Schuessler replaced him teamed with Artavis Scott for a 5-yard TD to round out the first-half scoring.

In the third quarter, Wayne Gallman capped Clemson's first drive of the second half with a 5-yard touchdown run that extended the margin to 37-0.

SU's best chance to score came later in the third. A 49-yard run by Moe Neal put the ball in Tiger territory, and SU advanced to the Clemson 14-yard line before settling for a Cole Murphy field-goal try. Murphy missed from 30 yards out with 4:31 remaining in the stanza.

On the ensuing possession, the hosts embarked on a 10-play, 80-yard scoring march capped by Cain's second touchdown reception, this time an 18-yarder from Schuessler. Huegel added a 46-yard field goal early in the fourth quarter and Clemson's defense closed out the scoring when safety Tanner Muse picked off a deflected pass and returned it 64 yards for a touchdown with 7:40 to go.

The Orange played most of the game without starting quarterback Eric Dungey, who left the game late in the first quarter with an injury. He was replaced by Wilson, who finished the game 17-of-27 for 116 yards, all career-best totals. He also threw two interceptions.

SU had three defenders post double-digit tackles. Linebackers Parris Bennett (16), Zaire Franklin (14) and safety Daivon Ellison (13) combined for 43 of the Orange's 94 stops.

Score by Quarters

	1st	2nd	3rd	4th	Final
Syracuse	0	0	0	0	0
Clemson	10	20	14	10	54

Scoring Summary:

1st	09:26	CU	Greg Huegel 22 yd field goal, 10-36 3:50, SU 0 - CU 3
	03:47	CU	Deshaun Watson 1 yd run (Greg Huegel kick), 3-15 0:55, SU 0 - CU 10
2nd	14:11	CU	Deon Cain 65 yd pass from Deshaun Watson (Greg Huegel kick failed), 2-95 0:31, SU 0 - CU 16
	07:16	CU	Mike Williams 14 yd pass from Deshaun Watson (Greg Huegel kick), 12-89 5:00, SU 0 - CU 23
	01:27	CU	Artavis Scott 5 yd pass from Nick Schuessler (Greg Huegel kick), 14-86 5:03, SU 0 - CU 30
3rd	12:08	CU	Wayne Gallman 5 yd run (Greg Huegel kick), 7-44 2:51, SU 0 - CU 37
	01:26	CU	Deon Cain 18 yd pass from Nick Schuessler (Greg Huegel kick), 10-80 3:05, SU 0 - CU 44
4th	11:42	CU	Greg Huegel 46 yd field goal, 8-31 3:18, SU 0 - CU 47
	07:40	CU	Tanner Muse 64 yd interception return (Christian Groomes kick), SU 0 - CU 54

	SU	CU		SU	CU
First Downs	15	28	Punts (Number-Avg)	8-38.5	3-40.3
Rushes-Yards (Net)	28-105	44-195	Fumbles-Lost	0-0	0-0
Passing Yards (Net)	172	370	Penalties-Yards	10-55	3-30
Passes Att-Comp-Int	40-24-3	40-27-0	Possession Time	27:33	32:27
Total Offense Plays-Yards	68-277	84-565	Third-Down Conversions	5 of 15	8 of 15
Fumble Returns-Yards	0-0	0-0	Fourth-Down Conversions	1 of 2	2 of 2
Punt Returns-Yards	1-7	2-9	Red-Zone Scores-Chances	0-1	6-6
Kickoff Returns-Yards	10-242	0-0	Sacks By: Number-Yards	0-0	2-12
Interception Returns-Yards	0-0	3-85			

RUSHING: Syracuse - Moe Neal 7-64; Jordan Fredericks 9-22; Dontae Strickland 6-12; Zack Mahoney 1-10; Eric Dungey 4-4; Austin Wilson 1-minus 7. **Clemson** - Wayne Gallman 10-63; Deshaun Watson 7-39; Tavien Feaster 9-28; C.J. Fuller 5-24; Adam Choice 6-22; Tyshon Dye 1-12; Nick Schuessler 3-9; Tucker Israel 1-2; Kelly Bryant 2-minus 4.

PASSING: Syracuse - Austin Wilson 17-27-2-116; Eric Dungey 6-9-1-48; Zack Mahoney 1-4-0-8. **Clemson** - Nick Schuessler 11-17-0-177; Deshaun Watson 13-16-0-169; Kelly Bryant 2-4-0-21; TEAM 0-2-0-0; Tucker Israel 1-1-0-3.

RECEIVING: Syracuse - Amba Etta-Tawo 9-84; Ervin Philips 8-48; Dontae Strickland 4-17; Sean Riley 2-11; Brisly Estime 1-12. **Clemson** - Artavis Scott 7-45; Mike Williams 6-106; Deon Cain 5-125; Jordan Leggett 2-31; Seth Ryan 2-17; Hunter Renfrow 2-17; Trevion Thompson 1-15; Adam Choice 1-11; Sean Mac Lain 1-3.

Game 10 • NC State 35, Syracuse 20

November 12 • Carrier Dome • Syracuse, N.Y. • Att: 34,842

SYRACUSE, N.Y. – NC State running back Matthew Dayes ran for three touchdowns and the Wolfpack (5-5, 2-4 ACC) emerged from the Carrier Dome with a 35-20 triumph against Syracuse (4-6, 2-4 ACC) on Saturday, Nov. 12.

The Wolfpack outgained the Orange 546-218, ran 29 more plays, had a 23-minute advantage in time of possession, and converted 10-of-18 third downs to secure the win.

Backup quarterback Zack Mahoney, who started in place of the injured Eric Dungey, was 14-of-25 passing for a career-high 190 yards with one touchdown and one interception for Syracuse. Amba Etta-Tawo added to his record-breaking receiving totals by making four receptions for 88 yards, including an 81-yard touchdown. Etta-Tawo boosted his season numbers to 79 catches for 1,246 yards in 2016.

On SU's opening possession, Mahoney stepped into the huddle for his first meaningful snaps of the season and led the Orange to paydirt. He hit on 5-of-6 throws in the 12-play, 61-yard drive that was capped by a 10-yard touchdown run by Dontae Strickland.

The Orange still led 10-7 until a 3-yard touchdown run by Jaylen Samuels in the second quarter, and a 68-yard touchdown pass from Ryan Finley to Kelvin Harmon early in the third, vaulted the Wolfpack to a 21-10 advantage.

Facing its largest deficit of the afternoon, Syracuse responded with a big play of its own. Mahoney threw deep and hit Etta-Tawo in stride. Etta-Tawo outraced two Wolfpack defensive backs to the end zone for his longest touchdown reception of the year. Cole Murphy's extra point pulled SU within four, 21-17.

A 39-yard field goal by Murphy on the heels of a blocked NC State punt by Sean Riley closed the gap to 21-20 with 10:29 to go in the third. However, Murphy's field goal proved to be SU's last points of the game as NC State pulled away on a pair of touchdown runs by Dayes. The Wolfpack senior finished off the game's longest drive, a 14-play, 86-yard march, which featured four third-down conversions, with a 20-yard scoring run near the end of the third quarter. Then he added some insurance on a 13-yard TD scamper with 4:50 to play.

A few, poorly-timed penalties hurt the Orange cause. In addition to a pass interference call that kept an NC State scoring drive alive in the first half, Syracuse had a 34-yard, Mahoney-to-Alvin Cornelius touchdown pass called back because of an illegal block in the fourth quarter. Had the score stood, the Orange would have had an opportunity to go for two and tie the game at 28-all.

Four defenders tallied double-digit tackles for the Orange. Linebackers Zaire Franklin (11) and Parris Bennett (11), and defensive backs Rodney Williams (10) and Daivon Ellison (10) led the Syracuse defensive effort. Bennett's 11 stops raised his season tackle total to 100. He's first Orange defender to reach the century mark since Derrell Smith (114) in 2010.

Score by Quarters

	1st	2nd	3rd	4th	Final
NC State	0	14	14	7	35
Syracuse	7	3	10	0	20

Scoring Summary:

1st	07:05	SU	Dontae Strickland 10 yd run (Cole Murphy kick), 12-61 4:11, ST 0 - SU 7
2nd	14:55	ST	Matthew Dayes 7 yd run (Connor Haskins kick), 13-82 6:16, ST 7 - SU 7
	12:06	SU	Cole Murphy 48 yd field goal, 7-44 2:49, ST 7 - SU 10
	08:40	ST	Jaylen Samuels 3 yd run (Connor Haskins kick), 7-73 3:26, ST 14 - SU 10
3rd	13:16	ST	Kelvin Harmon 68 yd pass from Ryan Finley (Connor Haskins kick), 2-80 0:37, ST 21 - SU 10
	12:39	SU	Amba Etta-Tawo 81 yd pass from Zack Mahoney (Cole Murphy kick), 2-82 0:37, ST 21 - SU 17
	10:29	SU	Cole Murphy 39 yd field goal, 4-4 1:13, ST 21 - SU 20
	00:10	ST	Matthew Dayes 20 yd run (Connor Haskins kick), 14-86 7:34, ST 28 - SU 20
4th	04:50	ST	Matthew Dayes 13 yd run (Connor Haskins kick), 6-73 3:27, ST 35 - SU 20

	ST	SU		ST	SU
First Downs	27	10	Punts (Number-Avg)	4-28.0	6-47.3
Rushes-Yards (Net)	48-184	28-28	Fumbles-Lost	0-0	2-1
Passing Yards (Net)	360	190	Penalties-Yards	6-66	5-45
Passes Att-Comp-Int	34-23-2	25-14-1	Possession Time	41:18	18:42
Total Offense Plays-Yards	82-544	53-218	Third-Down Conversions	10 of 18	4 of 14
Fumble Returns-Yards	0-0	0-0	Fourth-Down Conversions	1 of 2	1 of 2
Punt Returns-Yards	1-1	2-16	Red-Zone Scores-Chances	4-5	2-2
Kickoff Returns-Yards	5-86	2-49	Sacks By: Number-Yards	3-24	2-16
Interception Returns-Yards	1-0	2-0			

RUSHING: NC State - Matthew Dayes 27-108; Jalan McClendon 4-31; Jaylen Samuels 3-26; Reggie Gallaspy 6-22; Dakwa Nichols 1-6; Jakobi Meyers 1-4; TEAM 1-minus 2; Ryan Finley 5-minus 11. **Syracuse** - Dontae Strickland 12-28; Zack Mahoney 13-2; Moe Neal 2-0; TEAM 1-minus 2.

PASSING: NC State - Ryan Finley 20-29-0-340; Jalan McClendon 3-5-2-20. **Syracuse** - Zack Mahoney 14-25-1-190.

RECEIVING: NC State - Bra'Lon Cherry 7-85; Jaylen Samuels 6-66; Kelvin Harmon 4-101; Nyheim Hines 3-73; Stephen Louis 1-17; Matthew Dayes 1-10; Cole Cook 1-8. **Syracuse** - Amba Etta-Tawo 4-88; Alvin Cornelius 4-61; Ervin Philips 4-30; Brisly Estime 1-17; Dontae Strickland 1-minus 6.

GAME SUMMARIES

Game 11 • Florida State 45, Syracuse 14

November 19 • Carrier Dome • Syracuse, N.Y. • Att: 32,340

SYRACUSE, N.Y. – Florida State's Dalvin Cook rushed for 225 yards and four touchdowns to lead the 17th-ranked Seminoles (8-3, 5-3 ACC) past Syracuse (4-7, 2-5 ACC) on Senior Day at the Carrier Dome, 45-14. In the process, Cook passed Warrick Dunn to become FSU's career leader in rushing yards with 4,166.

The Seminoles scored touchdowns on their first two possessions and never led by fewer than 14 points after the first quarter.

FSU quarterback Deondre Francois finished 18-of-28 passing for 315 yards, two touchdowns and one interception.

Zack Mahoney started the game at quarterback for the Orange in place of the injured Eric Dungey and was 16-of-36 for 196 yards, two touchdowns and two interceptions.

Ervin Phillips was the Orange's top receiver with seven receptions for 63 yards and a touchdown. Brisly Estime added six catches for 46 yards in his final home game, while Amba Etta-Tawo had two grabs for 58 yards, including a 46-yard touchdown reception.

Francois set the tone for the Seminoles by throwing touchdown passes of 16 and 15 yards, respectively, to put FSU ahead 14-0 with 7:11 left in the first quarter. The Seminoles' lead swelled to 21-0 on a 25-yard touchdown run by Cook with 6:35 to go in the half.

Syracuse eventually got on the board on the last play of the first half. With three seconds to go, Mahoney lofted a 46-yard Hail Mary that Etta-Tawo came down with in the end zone to close the gap to 21-7 at the break.

Cook added touchdown runs of 11 and 17 yards in the third quarter before Syracuse took advantage of Shyheim Cullen's recovery of a muffed punt by FSU's Nyqwan Murray. The Orange took over at the FSU 22-yard line following the turnover, and Mahoney completed a 17-yard touchdown pass to Phillips to make the score 35-14 with 4:27 remaining in the third.

Less than three minutes later, Cook scored his fourth touchdown of the game on an 8-yard scamper. Ricky Aguayo kicked a 42-yard field goal for the only points of the fourth quarter to produce the final score.

The Orange defense forced a season-high four turnovers, including three fumble recoveries. Cornerback Christopher Fredrick had a hand in three of the takeaways. Fredrick forced a pair of fumbles (one of which he recovered himself) and made the first interception of his career in the second quarter. He also tallied a career-high six tackles.

FSU sacked Mahoney eight times, including a team-high 2.5 sacks by rookie Brian Burns. Josh Sweat paced the Seminoles with eight tackles, including 2.5 for a loss, and 1.5 sacks.

Score by Quarters

	1st	2nd	3rd	4th	Final
Florida State	14	7	21	3	45
Syracuse	0	7	7	0	14

Scoring Summary:

1st	11:07	FS	Nyqwan Murray 16 yd pass from Deondre Francois (Ricky Aguayo kick), 5-56 1:55, FS 7 - SU 0
	07:11	FS	Travis Rudolph 15 yd pass from Deondre Francois (Ricky Aguayo kick), 4-75 2:04, FS 14 - SU 0
2nd	06:35	FS	Dalvin Cook 25 yd run (Ricky Aguayo kick), 7-80 3:29, FS 21 - SU 0
	00:00	SU	Amba Etta-Tawo 46 yd pass from Zack Mahoney (Cole Murphy kick), 5-63 1:04, FS 21 - SU 7
3rd	11:40	FS	Dalvin Cook 11 yd run (Ricky Aguayo kick), 6-75 3:20, FS 28 - SU 7
	05:59	FS	Dalvin Cook 17 yd run (Ricky Aguayo kick), 7-93 3:50, FS 35 - SU 7
	04:27	SU	Ervin Phillips 17 yd pass from Zack Mahoney (Cole Murphy kick), 3-22 0:41, FS 35 - SU 14
	01:37	FS	Dalvin Cook 8 yd run (Ricky Aguayo kick), 6-45 2:50, FS 42 - SU 14
4th	05:41	FS	Ricky Aguayo 42 yd field goal, 12-43 4:49, FS 45 - SU 14

	FS	SU		FS	SU
First Downs	33	13	Punts (Number-Avg)	3-40.3	10-42.4
Rushes-Yards (Net)	45-334	35-37	Fumbles-Lost	3-3	0-0
Passing Yards (Net)	320	196	Penalties-Yards	9-85	10-77
Passes Att-Comp-Int	31-19-1	37-16-2	Possession Time	34:43	25:17
Total Offense Plays-Yards	76-654	72-233	Third-Down Conversions	5 of 10	4 of 17
Fumble Returns-Yards	0-0	0-0	Fourth-Down Conversions	0 of 0	0 of 2
Punt Returns-Yards	5--1	2-64	Red-Zone Scores-Chances	5-5	1-2
Kickoff Returns-Yards	0-0	4-97	Sacks By: Number-Yards	8-29	2-7
Interception Returns-Yards	2-7	1-1			

RUSHING: Florida State - Dalvin Cook 28-225; Jacques Patrick 10-50; Deondre Francois 4-22; Kermit Whitfield 1-21; Ryan Green 2-16. **Syracuse** - Moe Neal 7-19; Dontae Strickland 10-19; George Morris 3-8; Brisly Estime 1-0; Austin Wilson 1-0; Zack Mahoney 13-minus 9.

PASSING: Florida State - Deondre Francois 18-28-1-315; Sean Maguire 1-3-0-5. **Syracuse** - Zack Mahoney 16-36-2-196; Sean Avant 0-1-0-0.

RECEIVING: Florida State - Auden Tate 5-77; Travis Rudolph 5-64; Kermit Whitfield 4-59; Mavin Saunders 2-44; Nyqwan Murray 2-37; Ryan Izzo 1-39. **Syracuse** - Ervin Phillips 7-63; Brisly Estime 6-46; Amba Etta-Tawo 2-58; Alvin Cornelius 1-29.

Game 12 • Pittsburgh 76, Syracuse 61

November 26 • Heinz Field • Pittsburgh, Pa. • Att: 34,049

PITTSBURGH – In the highest-scoring game in FBS history, Pittsburgh held off Syracuse 76-61 in a wild shootout Saturday, Nov. 26 at Heinz Field. The two rivals combined for 137 points, including an FBS-record 20 touchdowns, and more than 1,300 yards of total offense.

SU (4-8, 2-6 ACC) ran an ACC-record 106 plays and gained 668 yards of offense, the second-highest, single-game total in school history and the most yards ever for an ACC team in a losing effort. The Panthers generated 644 yards on 59 plays and scored 11 touchdowns, including 10 on offense. SU tallied nine touchdowns (5 passing, 4 rushing). In addition, the two sides combined for 58 first downs, including 38 by the Orange – another team record.

Orange quarterback Zack Mahoney accounted for a school-record seven scores, including tying Ryan Nassib's SU record with five touchdown passes. Mahoney was 43-for-61 through the air for 440 yards. All three numbers were career highs and ranked second in the Orange's single-game record book. Mahoney added 49 yards rushing on 13 carries to finish with 489 yards offense, the second-best, one-game total in the SU annals.

All five of Mahoney's scoring passes went to redshirt senior Amba Etta-Tawo, who caught 13 passes for 178 yards in his last game in a Syracuse uniform. Etta-Tawo's five TD receptions matched Torrey Holt's ACC record and surpassed the previous SU standard of four shared by Tony Gabriel and Tommy Kane.

The Panthers (8-4, 5-3 ACC) gained control of the game in the second quarter, outscoring SU 21-7 to take a 35-21 halftime lead.

In the third quarter, Pitt stretched its margin to 28 (49-21) on a 20-yard interception return for a touchdown by Dane Jackson and a 66-yard TD run by Quadree Henderson. The Orange tallied three of the next four touchdowns to close the gap to 56-41 less than four minutes into the fourth quarter, but that's as close as Syracuse would get. The teams traded touchdowns for the rest of the game, with Etta-Tawo scoring three times on passes from Mahoney in the final 7:21.

Henderson (103 yards, 1 TD) and James Conner (115 yards, 2 TDs) led a potent Pitt attack that racked up 393 yards and six touchdowns on the ground.

Score by Quarters

	1st	2nd	3rd	4th	Final
Syracuse	14	7	13	27	61
Pittsburgh	14	21	21	20	76

Scoring Summary:

1st	07:42	SU	Zack Mahoney 2 yd run (Cole Murphy kick), 7-45 2:13, SU 7 - UP 0
	06:29	UP	Jester Weah 59 yd pass from Nathan Peterman (Chris Blewitt kick), 3-65 1:13, SU 7 - UP 7
	03:35	UP	James Conner 35 yd pass from Nathan Peterman (Chris Blewitt kick), 1-35 0:08, SU 7 - UP 14
	00:28	SU	Dontae Strickland 5 yd run (Cole Murphy kick), 10-74 3:07, SU 14 - UP 14
2nd	10:36	UP	George Aston 6 yd run (Chris Blewitt kick), 10-65 4:52, SU 14 - UP 21
	06:57	UP	James Conner 9 yd run (Chris Blewitt kick), 4-69 1:40, SU 14 - UP 28
	01:36	SU	Amba Etta-Tawo 5 yd pass from Zack Mahoney (Cole Murphy kick), 14-68 5:21, SU 21 - UP 28
	00:10	UP	Nathan Peterman 13 yd run (Chris Blewitt kick), 8-64 1:26, SU 21 - UP 35
3rd	11:37	UP	Dane Jackson 20 yd interception return (Chris Blewitt kick), SU 21 - UP 42
	08:59	UP	Quadree Henderson 66 yd run (Chris Blewitt kick), 1-66 0:11, SU 21 - UP 49
	07:54	SU	Moe Neal 42 yd run (Cole Murphy kick blocked), 4-85 1:05, SU 27 - UP 49
	07:30	UP	Maurice Ffrench 77 yd run (Chris Blewitt kick), 1-77 0:24, SU 27 - UP 56
	01:53	SU	Amba Etta-Tawo 12 yd pass from Zack Mahoney (Cole Murphy kick), 6-45 2:03, SU 34 - UP 56
4th	11:16	SU	Zack Mahoney 19 yd run (Cole Murphy kick), 7-63 2:11, SU 41 - UP 56
	09:33	UP	Dontez Ford 79 yd pass from Nathan Peterman (Chris Blewitt kick), 3-78 1:43, SU 41 - UP 63
	07:21	SU	Amba Etta-Tawo 7 yd pass from Zack Mahoney (Cole Murphy kick), 7-65 2:12, SU 48 - UP 63
	05:06	UP	Jester Weah 6 yd pass from Nathan Peterman (Chris Blewitt kick), 5-44 2:15, SU 48 - UP 70
	03:47	SU	Amba Etta-Tawo 49 yd pass from Zack Mahoney (Cole Murphy kick), 5-69 1:19, SU 55 - UP 70
	03:15	UP	James Conner 1 yd run (Chris Blewitt kick failed), 2-43 0:32, SU 55 - UP 76
	00:58	SU	Amba Etta-Tawo 13 yd pass from Zack Mahoney (Cole Murphy kick failed), 10-77 2:17, SU 61 - UP 76

	SU	UP		SU	UP
First Downs	38	20	Punts (Number-Avg)	6-44.7	3-43.0
Rushes-Yards (Net)	45-228	40-393	Fumbles-Lost	0-0	1-1
Passing Yards (Net)	440	251	Penalties-Yards	7-50	7-64
Passes Att-Comp-Int	61-43-1	19-9-1	Possession Time	35:42	24:18
Total Offense Plays-Yards	106-668	59-644	Third-Down Conversions	9 of 20	7 of 11
Fumble Returns-Yards	0-0	0-0	Fourth-Down Conversions	4 of 4	0 of 0
Punt Returns-Yards	2-11	3-56	Red-Zone Scores-Chances	7-7	5-5
Kickoff Returns-Yards	11-191	4-98	Sacks By: Number-Yards	0-0	3-18
Interception Returns-Yards	1-0	1-20			

RUSHING: Syracuse - Moe Neal 8-91; Dontae Strickland 20-63; Zack Mahoney 13-49; Brisly Estime 2-11; Ervin Phillips 1-8; Sean Riley 1-6. **Pittsburgh** - James Conner 19-115; Quadree Henderson 5-103; Nathan Peterman 6-79; Maurice Ffrench 1-77; Darrin Hall 4-18; George Aston 3-4; TEAM 2-minus 3.

PASSING: Syracuse - Zack Mahoney 43-61-1-440. **Pittsburgh** - Nathan Peterman 9-18-1-251; Brian O'Neill 0-1-0-0.

RECEIVING: Syracuse - Amba Etta-Tawo 13-178; Ervin Phillips 11-107; Brisly Estime 9-54; Steve Ishmael 7-76; Alvin Cornelius 2-20; Sean Riley 1-5. **Pittsburgh** - Jester Weah 4-99; Dontez Ford 2-89; James Conner 2-45; Scott Orndoff 1-18.

2016 ATLANTIC COAST CONFERENCE STANDINGS

	ACC Games						Overall									
Athletic Division	W	L	For	Opp	Hm	Rd	W	L	For	Opp	Hm	Rd	Nu	Div	Streak	
Clemson *	7	1	316	160	3-1	4-0	14	1	588	270	6-1	5-0	3-0	6-0	Won 5	
Louisville	7	1	367	161	4-0	3-1	9	4	553	280	5-1	4-2	0-1	5-1	Lost 3	
Florida State	5	3	240	203	2-2	3-1	10	3	556	293	4-1	4-2	2-0	4-2	Won 5	
NC State	3	5	173	207	1-3	2-2	7	6	361	296	4-3	2-3	1-0	2-4	Won 2	
Wake Forest	3	5	140	189	2-2	1-3	7	6	265	288	4-3	2-3	1-0	1-5	Won 1	
Boston College	2	6	96	275	0-4	2-2	7	6	265	325	3-4	3-2	1-0	2-4	Won 3	
Syracuse	2	6	191	337	1-3	1-3	4	8	308	463	2-4	2-3	0-1	1-5	Lost 4	
Coastal Division	W	L	For	Opp	Hm	Rd	W	L	For	Opp	Hm	Rd	Nu	Div	Streak	
Virginia Tech	6	2	272	147	3-1	3-1	10	4	490	319	5-1	4-2	1-1	5-1	Won 1	
Miami	5	3	235	174	2-2	3-1	9	4	446	241	4-2	4-2	1-0	4-2	Won 5	
North Carolina	5	3	228	208	2-2	3-1	8	5	544	355	4-2	4-1	0-2	4-2	Lost 2	
Pittsburgh	5	3	357	309	3-1	2-2	8	5	508	427	6-1	2-3	0-1	3-3	Lost 1	
Georgia Tech	4	4	198	232	2-2	2-2	9	4	367	318	5-2	3-2	1-0	3-3	Won 4	
Duke	1	7	167	267	1-3	0-4	4	8	280	338	3-3	1-5	0-0	1-5	Lost 2	
Virginia	1	7	165	276	0-4	1-3	2	10	270	405	1-5	1-5	0-0	1-5	Lost 7	

* - ACC champion

SYRACUSE ACC PLAYERS OF THE WEEK

Amba Etta-Tawo, WR.....Receiver (9/6 - Colgate)
Daivon Ellison, S co-Defensive Back (9/19 - USF)
Zaire Franklin, LB Linebacker (9/26 - Connecticut)
Eric Dungey, QB Offensive Back (10/17 - Virginia Tech)
Zaire Franklin, LB Linebacker (10/17 - Virginia Tech)
Eric Dungey, QB Offensive Back (10/24 - Boston College)
Amba Etta-Tawo, WR..... Receiver (10/24 - Boston College)
Amba Etta-Tawo, WR..... Receiver (11/28 - Pittsburgh)

ALL-ACC FOOTBALL TEAM (MEDIA)

First Team - Offense

WR	Mike Williams, Clemson
WR	Amba Etta-Tawo, Syracuse
WR	Ryan Switzer, North Carolina
TE	Jordan Leggett, Clemson
T	Roderick Johnson, Florida State
T	Mitch Hyatt, Clemson
G	Tyrone Crowder, Clemson
G	Dorian Johnson, Pittsburgh
C	Jay Guillermo, Clemson
QB	Lamar Jackson, Louisville
RB	Dalvin Cook, Florida State
RB	James Conner, Pittsburgh
K	Mike Weaver, Wake Forest
Sp.	Quadree Henderson, Pittsburgh

Second Team - Offense

WR	Isaiah Ford, Virginia Tech
WR	Travis Rudolph, Florida State
WR	Ahmon Richards, Miami
TE	Cole Hikutini, Louisville
T	Adam Bisnowaty, Pittsburgh
T	Jon Heck, North Carolina
G	Tony Adams, NC State
G	Kareem Are, Florida State
C	Lucas Crowley, North Carolina
QB	Dashaun Watson, Clemson
RB	Matt Dayes, NC State
RB	Wayne Gallman, Clemson
K	Greg Huegel, Clemson
Sp.	T.J. Logan, North Carolina

Third Team - Offense

WR	Artavis Scott, Clemson
WR	James Quick, Louisville
WR	Stacy Coley, Miami
TE	Bucky Hodges, Virginia Tech
T	Brian O'Neil, Pittsburgh
T	Jonathan McLaughlin, Virginia Tech
G	Augie Conte, Virginia Tech
G	Danny Isidora, Miami
C	Freddie Burden, Georgia Tech
QB	Mitch Trubisky, North Carolina
RB	Mark Walton, Miami
RB	Elijah Hood, North Carolina
K	Joey Slye, Virginia Tech
Sp.	Brisly Estime, Syracuse

First Team - Defense

DE	DeMarcus Walker, Florida State
DE	Ejuan Price, Pittsburgh
DT	Carlos Watkins, Clemson
DT	Woody Baron, Virginia Tech
LB	Ben Boulware, Clemson
LB	Micah Kiser, Virginia
LB	Devonte Fields, Louisville
CB	Tarvarus McFadden, Florida State
CB	Cordrea Tankersley, Clemson
S	Quin Blanding, Virginia
S	Jadar Johnson, Clemson
P	Nicholas Conte, Virginia

Second Team - Defense

DE	Harold Landry, Boston College
DE	Christian Wilkins, Florida State
DT	Dexter Lawrence, Clemson
DT	DeAngelo Brown, Louisville
LB	Marquel Lee, Wake Forest
LB	Keith Kelsey, Louisville
LB	Tremaine Edmunds, Virginia Tech
CB	Jaire Alexander, Louisville
CB	Corn Elder, Miami
S	Jordan Whitehead, Pittsburgh
S	Jessie Bates, Wake Forest
P	Justin Vogel, Miami

Third Team - Defense

DE	Bradley Chubb, NC State
DE	Duke Ejiofor, Wake Forest
DT	Derrick Nnadi, Florida State
DT	Nazair Jones, North Carolina
LB	Ben Humphreys, Duke
LB	Andrew Motuapuaka, Virginia Tech
LB	Zaire Franklin, Syracuse
CB	Greg Stroman, Virginia Tech
CB	Breon Borders, Duke
S	Josh Harvey-Clemmons, Louisville
S	Chuck Williams, Louisville
P	Sterling Hofrichter, Syracuse

ALL-ACC FOOTBALL TEAM (COACHES)

First Team - Offense

WR	Mike Williams, Clemson
WR	Amba Etta-Tawo, Syracuse
WR	Ryan Switzer, North Carolina
TE	Jordan Leggett, Clemson
T	Roderick Johnson, Florida State
T	Adam Bisnowaty, Pittsburgh
G	Dorian Johnson, Pittsburgh
G	Tyrone Crowder, Clemson
C	Jay Guillermo, Clemson
QB	Lamar Jackson, Louisville
RB	Dalvin Cook, Florida State
RB	James Conner, Pittsburgh
K	Joey Slye, Virginia Tech
Sp.	Quadree Henderson, Pittsburgh

Second Team - Offense

WR	Isaiah Ford, Virginia Tech
WR	Travis Rudolph, Florida State
WR	Artavis Scott, Clemson
TE	Cole Hikutini, Louisville
T	Mitch Hyatt, Clemson
T	Brian O'Neill, Pittsburgh
G	Tony Adams, NC State
G	(tie) Danny Isidora, Miami
G	(tie) Kareem Are, Florida State
C	Lucas Crowley, North Carolina
QB	Dashaun Watson, Clemson
RB	Wayne Gallman, Clemson
RB	Matt Dayes, NC State
K	Greg Huegel, Clemson
Sp.	Brisly Estime, Syracuse

Third Team - Offense

WR	Ahmon Richards, Miami
WR	James Quick, Louisville
WR	Stacy Coley, Miami
TE	(tie) Jaylen Samuels, NC State
TE	(tie) Bucky Hodges, Virginia Tech
T	Geron Christian, Louisville
T	(tie) Jonathan McLaughlin, Virginia Tech
T	(tie) Jon Heck, North Carolina
G	Augie Conte, Virginia Tech
G	Kiola Mahoni, Louisville
C	Freddie Burden, Georgia Tech
QB	Mitch Trubisky, North Carolina
RB	Mark Walton, Miami
RB	Elijah Hood, North Carolina
K	Michael Badgley, Miami
Sp.	Ryan Switzer, North Carolina

First Team - Defense

DE	DeMarcus Walker, Florida State
DE	Ejuan Price, Pittsburgh
DT	Carlos Watkins, Clemson
DT	Derrick Nnadi, Florida State
LB	Ben Boulware, Clemson
LB	Micah Kiser, Virginia
LB	Devonte Fields, Louisville
CB	Tarvarus McFadden, Florida State
CB	(tie) Cordrea Tankersley, Clemson
CB	(tie) Corn Elder, Miami
S	Jadar Johnson, Clemson
S	Quin Blanding, Virginia
P	Nicholas Conte, Virginia

Second Team - Defense

DE	Harold Landry, Boston College
DE	Bradley Chubb, NC State
DT	Dexter Lawrence, Clemson
DT	Woody Baron, Virginia Tech
LB	Andrew Motuapuaka, Virginia Tech
LB	Tremaine Edmunds, Virginia Tech
LB	Marquel Lee, Wake Forest
CB	Jaire Alexander, Louisville
CB	Greg Stroman, Virginia Tech
S	Jordan Whitehead, Pittsburgh
S	Josh Harvey-Clemmons, Louisville
P	Justin Vogel, Miami

Third Team - Defense

DE	Christian Wilkins, Clemson
DE	Duke Ejiofor, Wake Forest
DT	DeAngelo Brown, Louisville
DT	Kendrick Norton, Miami
LB	Ben Humphreys, Duke
LB	Keith Kelsey, Louisville
LB	Shaquille Quarterman, Miami
CB	Breon Borders, Duke
CB	Des Lawrence, North Carolina
S	Jessie Bates, Wake Forest
S	(tie) Chuck Williams, Louisville
S	(tie) Van Smith, Clemson
P	Dom Maggio, Wake Forest

ACC AWARD WINNERS

Player of the Year (Media, Coaches).....	Lamar Jackson, Louisville
Offensive Player of the Year (Media, Coaches).....	Lamar Jackson, Louisville
Defensive Player of the Year (Media)	DeMarcus Walker, Florida State
co-Defensive Players of the Year (Coaches).....	DeMarcus Walker, Florida State
.....	Ben Boulware, Clemson
Rookie of the Year (Media, Coaches).....	Deondre Francois, Florida State
Offensive Rookie of the Year (Media, Coaches).....	Deondre Francois, Florida State
Defensive Rookie of the Year (Media, Coaches).....	Dexter Lawrence, Clemson
Coach of the Year (Media, Coaches).....	Justin Fuente, Virginia Tech
Jim Tatum Award (Top Senior Student-Athlete)	Ryan Janvion, Wake Forest
Brian Piccolo Award (Most Courageous Player)	James Conner, Pittsburgh
Jacobs Blocking Trophy (Most Outstanding Blocker).....	Roderick Johnson, Florida State



FA CT S

SYRACUSE FOOTBALL 2017



Coached by Bobby Winston, the 1890 Syracuse football team was the first Orange outfit to play a full season. The squad posted a 7-4 record.

1889

On Nov. 23, Syracuse traveled to Rochester for its first intercollegiate football game. Wearing pink and blue uniforms, SU lost 36-0 to finish the year 0-1.

1890

Orange was adopted as the school color and Syracuse's athletic teams are henceforth known as "Orange" or "Orangemen." Bobby Winston became the program's first head coach. SU defeated the Syracuse Athletic Association 14-0 in the season opener for its first football victory en route to a 7-4 record.

1891

Stephen Crane, author of the Civil War classic "Red Badge of Courage," was a member of an SU squad that went 4-7.

1892

The only season in SU football history with no wins when at least two games were played. The Orange went 0-8-1 under coach Jordan C. Wells.

1893

Without an official coach, the Orange finished the season with a 4-9-1 record. SU posted triumphs against Syracuse High School, Hamilton, Onondaga Academy and Cazenovia.

1894

In his only season as Syracuse's head coach, George H. Bond led the Orange to a 6-5 record.

1895

The Orange secured their first real home field as SU went from playing in parks throughout the city of Syracuse to playing at The Oval, which was a space located behind the Hall of Languages. The Orange recorded their first victory against rival Colgate, winning by the score of 4-0.

1896

The Orange played their first opponent from outside New York state, losing to Williams College, 24-6.

1897

The Colgate "Hoodoo" was born when a newspaper reporter sympathetic to the Raiders' cause tackled an SU player who was on his way to scoring the winning touchdown. The game ended in a 6-6 tie.

1898

The Orange posted an 8-2-1 record, outscoring their opponents 192-69 under the direction of head coach Frank E. Wade.

1899

SU finished 4-4 in the final season of head coach Frank E. Wade's three-year tenure.

1900

Edwin Sweetland, a Cornell grad, was hired as head football coach and to start the crew program. He guided the Orange to a 7-2-1 record, including six shutouts. Sweetland later coached against SU as the head coach at Colgate.

1901

Success builds for the program as the Orange closed the season with a 7-1 record. The lone loss came against Lafayette, 5-0.

1902

A 23-0 shutout of rival Colgate was an important win for the Orange as they cruised to a 6-2-1 season. Other big victories were against the Onondaga Indians, Amherst and Williams.

1903

The program gained momentum as its budget increased to \$5,500. Jason B. Parish and Ancil D. Brown served as co-coaches and led the Orange to a 5-4 record.

1904

In Dr. Charles P. Hutchins' first season as head coach, SU finished 6-3. In a victory against Manhattan, the Orange put 144 points on the board, a team record that still stands.

1905

The Orange recorded six shutouts and finished the season with an overall record of 8-3 in Dr. Charles P. Hutchins' second and final year at the helm.

1906

Head coach Frank J. (Buck) O'Neill was hired. He piloted the Orange to a 6-3 record in the team's final season playing at The Oval. On Nov. 17, the Orange handed Lafayette its only loss of the year, 12-4.

1907

The Orange opened Archbold Stadium, a 20,000-seat venue, with a 28-0 victory against Hobart. The stadium provided the Orange with one of the finest facilities of its time. Once called "the Eighth Wonder of the World," Archbold was just the third concrete stadium built in the United States. A 22-0 win against Hamilton on Oct. 26 was the program's 100th win. Marquis (Bill) Horr became the program's first All-American when he was named to Walter Camp's All-America Second Team.

1908

Howard H. Jones was hired as head coach. The Orange posted a 6-3-1 record and along the way played their first Western Conference (now Big Ten) opponent, beating Michigan 28-4. Bill Horr is the first Syracuse player to be named a first-team All-American when he is recognized by Walter Camp for the second year in a row.

1909

SU went 4-5-1 during the first of two seasons for head coach T.A. Dwight Jones.

1910

In its 22nd season of intercollegiate football, SU finished 5-4-1. T.A. Dwight Jones completed his two-year tenure as head coach with a 9-9-2 overall mark.

1911

First-year head coach C. DeForest Cummings led the Orange to a 5-3-2 season, including a 6-0 shutout of Ohio State and a 12-11 upset of Pop Warner's Carlisle team that featured the legendary Jim Thorpe. End A. Harry Kallett earned Walter Camp Third Team All-America honors.

1912

After opening the season with a 12-0 victory against in-state rival Hobart, SU finished with a 4-5 record in C. DeForest Cummings' last season as head coach. Rudy Probst made Walter Camp's All-America Second Team.

1913

Buck O'Neill, who led the program to a winning season in 1907, returned to coach the Orange. He guided SU to six wins, its best total since 1908.

1914

The Orange opened the year 2-0 and posted a 5-3-2 overall record. Among the victories was an 81-0 rout of Hamilton, the third-largest margin of victory in program history.

1915

SU's first powerhouse team finished 9-1-2, recording seven shutouts and outscoring the opposition, 331-16. SU was invited to the Rose Bowl to play Washington, but declined because an earlier West Coast trip (the first by an Eastern school) to Oregon State had used up the program's travel budget. Guards Christopher Schlacter and Harold White were both named All-Americans.

1916

In his only season, head coach William Hollenback led SU to a 5-4 record. The Orange scored more than 50 points in three of their five victories, including a 73-0 shutout of Ohio University.

1917

All-America tackle Alfred Cobb captained the Orange gridgers to an 8-1-1 record. Syracuse closed the year with six consecutive wins.

1918

The Orange were 5-1 with four shutouts in Buck O'Neill's penultimate season as head coach. Joe Alexander earned the first of his three consecutive first-team All-America awards. Louis Usher, Joe Schwarzer and Willard Ackley also received All-America recognition.

1919

All-American Joe Alexander and the Orange finished 8-3 in the last year of Buck O'Neill's tenure as head coach. O'Neill was the sideline leader for a total of eight seasons (1906-07, 1913-15, 1917-19).

1920

Team captain Joe Alexander received All-America honors for the third straight year. He and first-year head coach John Meehan guided the Orange to a 6-2-1 record. Alexander was enshrined in the College Football Hall of Fame in 1954. Tackle Bertrand Gulick also earned All-America recognition.

1921

SU records its ninth straight winning season by going 7-2. Gifford Zimmerman was the first player in team history to wear the fabled No. 44. The number remained in circulation until the 2005 season, when it was retired.

1922

Third-year coach John Meehan led the Orange to a 6-1-2 record. The team's only loss was a 21-14 decision to Pittsburgh. The season saw the beginning of the Penn State series, which started with a scoreless tie in a game played at the Polo Grounds in New York City. Roy Simmons Sr. was the squad's quarterback, marking the start of a relationship between the Simmons family and Syracuse University Athletics that continues today. After his playing career concluded in 1924, Simmons coached the Orange lacrosse and boxing squads, as well as served as an assistant football coach. Roy Simmons Jr. was SU's men's lacrosse coach from 1971 through 1998, taking the reins of the program from his father when he retired in 1970. Roy Simmons III is the men's lacrosse team's current director of operations. Future College Football Hall of Fame coach Lynn "Pappy" Waldorf earned second-team All-America honors at tackle.

1923

All-America end Evander (Pete) MacRae was part of an Orange defense that allowed only 19 points and posted seven shutouts. Syracuse went 8-1 with its only loss a 16-7 defeat against rival Colgate.

1924

The Orange won eight games (8-2-1 overall) for the second consecutive year and defeated Boston College for the 200th victory in program history on Oct. 18. Lynn "Pappy" Waldorf was named an All-American for the third time.

1925

Clarence Thomas became the first quarterback to wear the storied No. 44. He led the team to an 8-1-1 record in C.W.P. Reynolds' first year as head coach. The defense posted a school-record six consecutive shutouts. Vic Hanson was an Associated Press Third Team All-American.

1926

Behind Vic Hanson, the Orange outscored their opponents 225-59 on their way to a 7-2-1 record. Hanson earned All-America honors again and captained the basketball team during the winter months. Hanson is the only athlete enshrined in both the Naismith Memorial Basketball Hall of Fame and College Football Hall of Fame.

1927

In his first year as head coach, Lew Andreas led SU to four straight wins to start the season and a 5-3-2 overall record.

1928

After a 3-0 start, the Orange finished the year with a 4-4-1 record. The team scored a season-high 58 points in a win against Johns Hopkins on Oct. 13.

1929

Lew Andreas, who was SU's basketball coach from 1924 through 1950, completed his three-year stint as the football coach by guiding the Orange to a 6-3 record. SU played the first night game in the East, beating Hobart, 77-0.

1930

Vic Hanson returned to Syracuse to coach the Orange after playing briefly in the New York Yankees farm system, highlighting his multi-faceted athletic ability. The Orange went 5-2-2 in Hanson's first year and end George Ellert was named an All-American.

1931

SU outscored its foes 238-56 en route to a 7-1-1 season that featured seven straight wins to start the year.

1932

A 4-4-1 season included the program's 250th victory, a 27-6 win against Oglethorpe on Nov. 5.

1933

After a 3-0 start that included dominant wins against Clarkson and Ohio Wesleyan, SU closed the year with a 4-4 record under fourth-year head coach Vic Hanson.

1934

All-America tackle James Steen led the Orange to a 6-2 record. Syracuse's six victories included back-to-back shutouts of Penn State and Michigan State.

1935

The Orange won six games for the second year in a row and finished the season 6-1-1. Senior guard Ed Jontos became Syracuse's first pro football draft pick when he was selected 45th overall by the New York Giants in the 1936 draft.

1936

The Orange defeated Clarkson to start the season, but lost their final seven games. Vic Hanson concluded his Syracuse coaching tenure with a seven-year record of 33-21-5.

1937

Ossie Solem succeeded Vic Hanson as head coach and led the team to a 5-2-1 record. After starting 3-0, Syracuse made its first appearance in the Associated Press college football poll, debuting at No. 17 on Oct. 18 after defeating Cornell.

1938

Wilmet Sidat-Singh, one of the first African-American quarterbacks to play college football, led SU to a stunning 19-17 comeback win against Cornell and a 5-3 overall record. Among Sidat-Singh's teammates were Olympic sprinter and legendary announcer Marty Glickman and the great Michigan State coach Hugh "Duffy" Daugherty. Sidat-Singh was also a star for the Orange on the hardwood. His basketball jersey was retired in February 2005.

1939

Syracuse went 3-3-2 and won its last two games. The defense set a team record, holding opponents to a 33.3 percent pass completion rate.

1940

The Orange beat NYU 47-13 on Oct. 12. The game was played at Yankee Stadium in the Bronx in front of 8,000 people. The victory was part of a 3-4-1 campaign for fourth-year coach Ossie Solem.

1941

The Orange posted a 5-2-1 record and returned to the national rankings, checking in at No. 18 in the AP poll after a 27-20 triumph at Wisconsin. The Syracuse special teams unit set the school record for most punt return yards (662).

1942

Winning the first five games of the season, the Orange were ranked as high as 15th in the AP poll and went on to finish with a 6-3 record.

1943

Syracuse University suspended intercollegiate sports due to World War II.

1944

The Orange concluded the year with a 2-4-1 record, including playing a game against Boston College at historic Fenway Park in Boston.



Legendary running back Jim Brown was voted the program's first unanimous All-American as a senior in 1956.

1945

Ossie Solem ended his eight-year SU coaching stint, guiding the Orange to a 1-6 record. He finished with a 30-27-6 overall coaching mark.

1946

Future College Football Hall of Fame coach Clarence L. "Biggie" Munn served as Orange head coach and went 4-5 in his only year at the helm. Munn later coached at Michigan State. The Orange program enjoyed its 300th win, a 28-7 victory against Temple.

1947

Reaves Baysinger became head coach and promptly changed the Orange's uniform from a blue jersey with orange numbers to white to go along with khaki moleskin pants. He led SU to a 3-6 record.

1948

In the second and final year for head coach Reaves Baysinger, the Orange posted a 1-8 record. The team's only win was a 13-9 season-opening victory against Niagara.

1949

Ben Schwartzwalder was hired as head coach following five consecutive losing seasons. Schwartzwalder won four games in his first year, including a 35-7 triumph over rival Colgate.

1950

A 5-5 season featured a four-game winning streak in the middle of the year. Avatus Stone set the school record (since tied) by intercepting three passes in a 27-7 win versus Penn State.

1951

Syracuse enjoyed its first winning season since 1942, posting a 5-4 record. The SU defense forced a school-record nine turnovers against Lafayette. Off the field, Howard Jones and Buck O'Neill were the first individuals associated with the program to be inducted into the College Football Hall of Fame.

1952

Tackles Robert Fleck and William Skyinskus earned All-America honors, leading Syracuse to a 7-2 record and its first bowl appearance. SU lost to Alabama 61-6 in the Orange Bowl. Future Pro Football Hall of Fame center Jim Ringo concluded his three-year Orange career.

1953

Robert Fleck moved to guard and earned his second consecutive All-America award as the Orange finished 5-3-1 during head coach Ben Schwartzwalder's fifth season at the helm.

1954

A halfback from Long Island, well down the preseason depth chart, was issued jersey No. 44. His name was Jim Brown. SU finished 4-4 and won three of its last four games.

1955

The Syracuse defense shined, allowing 35 completions on 95 pass attempts – still records for the fewest season completions and attempts by opponents in team history. Jim Brown earned All-America honors in his second season and the Orange finished with a 5-3 record. They were ranked as high as No. 18 in the AP poll.

1956

With a bowl bid on the line in the regular-season finale versus Colgate, Jim Brown scored a then NCAA-record 43 points in SU's 61-7 victory. The Orange finished the regular season with a 7-1 record, earning an invitation to the Cotton Bowl, where it lost to TCU 28-27. Brown broke the SU single-season rushing record with 986 yards and became the first unanimous All-American in school history. He went on to a Hall of Fame career with the NFL's Cleveland Browns after he was the sixth overall selection by the Browns in the 1957 NFL Draft. In 1995, Brown was inducted into the College Football Hall of Fame.

1957

All-America end Dick Lasse led Syracuse to a 5-3-1 record. The Orange recorded the 350th win in program history with a 26-9 victory against Nebraska.

1958

Tackle Ronald Luciano, a future Major League Baseball umpire, earned All-America honors, leading the Orange to an 8-2 record. The SU defense recorded four shutouts and allowed just 59 points during the year. SU lost to No. 5 Oklahoma 21-6 in the Orange Bowl.

1959**NATIONAL CHAMPIONS**

Undefeated, untied, and national champions, the Orange capped an 11-0 season with their first bowl win, a 23-14 victory against Texas in the Cotton Bowl. Syracuse enjoyed its finest year on the gridiron, pulverizing foes both offensively and defensively. The defense allowed a mind-boggling 193 yards rushing in 10 games (19.3 ypg). On offense, the Orange averaged 451 yards a game. The team featured three All-Americans, including guard Roger Davis, who was the seventh overall selection by the Chicago Bears in the 1960 NFL Draft.

1960

Ernie Davis earned the first of his two first-team All-America citations playing halfback for the 7-2 Orange. SU spent two weeks ranked No. 1 in the UPI poll and won their first five games to extend their school-record winning streak to 16 games before a home loss to Pittsburgh. The Philadelphia Eagles selected fullback Art Baker with the 14th overall pick in the 1961 NFL Draft.

1961

Ernie Davis won the Heisman Trophy, becoming the first African American to receive college football's most prestigious award. Along the way, he broke Jim Brown's SU career rushing record and led the Orange to an 8-3 season and a Liberty Bowl win against Miami (Fla.). Davis, who was later enshrined in the College Football Hall of Fame, was the top pick in both the 1962 NFL Draft and 1962 AFL Draft. He died of leukemia less than two years later.

1962

The Orange began the year 1-3, but recovered to finish 5-5. End Walt Sweeney was a first-round selection by the AFL's San Diego Chargers in the 1963 draft.

1963

The Orange won seven of their last eight contests to finish 12th in the UPI poll with an 8-2 record. John Mackey began his NFL career as a tight end for the Baltimore Colts, where he eventually played in two Super Bowls. In 1992, Mackey was inducted into the Pro Football Hall of Fame.

1964

Sophomore halfback Floyd Little, who was recruited to Syracuse by 1961 Heisman Trophy winner Ernie Davis, earned All-America honors in his first season. Center Patrick Killorin also received All-America accolades. The team went 7-4 and made an appearance in the Sugar Bowl, losing to LSU, 13-10. The program celebrated its 400th win — a 38-6 victory against Kansas on Sept. 26.

1965

All-Americans Floyd Little (halfback), Charles Brown (defensive halfback) and Patrick Killorin (center) led the Orange to a 7-3 record. SU was 19th in the final UPI poll and won five of their last six games.



Ben Schwartzwalder (right) retired as head coach after the 1973 season. He guided the program to a 153-91-3 record and the 1959 national championship.

1966

Halfback Floyd Little and fullback Larry Csonka, the greatest one-two running punch in Orange history, led the team to an 8-3 record and a Gator Bowl berth. Little set an SU bowl-game record with 216 yards rushing and Csonka added 114 in the 18-12 loss to Tennessee. Little, Csonka and tackle Gary Bugenhagen earned All-America honors. Little was selected by the Denver Broncos with the sixth pick in the 1967 NFL/AFL Draft.

1967

Larry Csonka earned All-America honors for the second year in a row after rushing for 1,127 yards and eight touchdowns to power Syracuse to an 8-2 record. The Miami Dolphins selected Csonka, who went on to be enshrined in both the College and Pro Football Halls of Fame, with the eighth pick in the 1968 draft.

1968

The Orange rose to No. 10 in the national polls and finished with a 6-4 record. Defensive halfback Anthony Kyasky and defensive tackle Art Thoms earned All-America honors. Thoms was the 22nd overall selection by the Oakland Raiders in the 1969 NFL/AFL Draft.

1969

The Orange were 5-5 with back-to-back shutouts of Arizona and Navy in November. Against Penn State, Greg Allen set the single-game record for most individual punt return yards with 172.

1970

Facing a boycott by a group of African-American student-athletes, Syracuse was outscored 100-29 in its first three games, but rebounded to win six of the next seven games. The "Syracuse Eight," as the group was named by the media, sat out the season calling for the equal treatment of student-athletes and a diverse coaching staff. On the field, All-America defensive tackle Joe Ehrmann led the Orange to a 6-4 record.

1971

All-America defensive back Tommy Myers intercepted an SU single-season record eight passes during a 5-5-1 campaign in which a 28-24 win against West Virginia gave the program its 450th victory.

1972

The SU streak of 22 consecutive non-losing seasons came to an end. The Orange lost at West Virginia in the season finale to finish 5-6. Defensive tackle Joe Ehrmann was the 10th overall pick in the 1973 NFL Draft by the Baltimore Colts.

1973

Ben Schwartzwalder retires after a 2-9 season. Schwartzwalder led the Orange to a 153-91-3 record in 25 years as head coach. He was enshrined in the College Football Hall of Fame in 1982. Guard Dave Lapham was voted an Associated Press Third Team All-American.

1974

SU began Frank Maloney's seven-year coaching tenure with a 23-15 triumph against Oregon State in the season opener, but lost nine of its last 10 to close year 2-9.

1975

All-American Raymond Preston led the Orange to a 6-5 record and was invited to play in the East-West Shrine Game. Preston enjoyed a nine-year (1976-84) NFL career as a linebacker for the San Diego Chargers.

1976

After a 3-8 campaign, Associated Press Honorable Mention All-American Tim Moresco played in the last American Bowl and intercepted a pass for the victorious North squad.

1977

Syracuse posted its second winning season under Frank Maloney, going 6-5, including four consecutive victories to end the year.

1978

Joe Morris set the school freshman rushing record with 1,001 yards. It was a performance that included a then-school season record four consecutive 100-yard games. In the final game in Archbold Stadium, Morris ran for 203 yards to power the Orange to a 20-17 victory against nationally-ranked Navy. SU bid farewell to Archbold having posted a 265-112-20 record at the facility.

1979

With the razing of Archbold Stadium and the construction of the Carrier Dome, SU spent the entire season on the road, playing "home" games in the Meadowlands, Buffalo and Ithaca. Despite the obstacles, the Orange went 7-5 and defeated McNeese State in the Independence Bowl with future NFL players Joe Morris, Art Monk, Bill Hurley, Craig Wolfley, Gary Anderson and Jim Collins leading the way. Monk was the 18th overall selection in the 1980 NFL Draft by the Washington Redskins.

1980

Sept. 20 marked the beginning of a new era with the opening of the Carrier Dome. Joe Morris scored four touchdowns and racked up 300 all-purpose yards as the Orange christened their new home with a 36-24 win against Miami (Ohio). An all-time Syracuse record crowd of 50,564 witnessed the event. The Orange were 5-6 in Frank Maloney's last year as head coach.

1981

Down-easterner Dick MacPherson arrived on the scene, replacing Frank Maloney as head coach. MacPherson guided the Orange to a 4-6-1 mark in his first year, including consecutive wins against Boston College and West Virginia to end the season. Running back Joe Morris concluded his career as SU's all-time leading rusher. He and kicker Gary Anderson both earned All-America honors.

1982

Ben Schwartzwalder, the winningest coach in Syracuse football history, was inducted into the College Football Hall of Fame. On the field, defensive tackle Michael Charles was named a first-team All-American for the 2-9 Orange.

1983

The Orange posted their first winning season since 1979, going 6-5 in Dick MacPherson's third year as head coach. In addition, SU hit a program milestone by winning its 500th game with a 14-7 triumph against Navy.



The 1990 Orange earned the program's fourth consecutive bowl invitation and defeated Arizona 28-0 in the Aloha Bowl in Honolulu, Hawaii.

1984

Syracuse native Tim Green earned the first of two consecutive first-team All-America certificates at defensive tackle. Green and his teammates grabbed the nation's attention with a 17-9 home victory against No. 1 Nebraska during a 6-5 season.

1985

SU began a run of seven bowl berths in eight years, earning a spot opposite Maryland in the Cherry Bowl. SU lost to the Terps 35-18 to finish the year with a 7-5 record. Defensive tackle Tim Green was named a first-team All-American for the second year in a row. Green, who was inducted into the College Football Hall of Fame in 2001, was the 17th overall selection in the 1986 NFL Draft by the Atlanta Falcons.

1986

After an 0-4 start, the Orange won five of their final seven games to set the stage for a remarkable 1987 season.

1987

SU finished the regular season with an undefeated 11-0 record and earned a trip to the Sugar Bowl, its first New Year's Day bowl bid since 1965. Auburn's Win Lyle kicked a last-second field goal to force a 16-16 tie, the first deadlock in Sugar Bowl history. Consensus All-American Don McPherson finished second in the Heisman race, but won several other player of the year awards. Nose guard Ted Gregory was also a consensus All-American. Dick MacPherson was the consensus pick for national coach of the year and the Orange finished No. 4 in both polls.

1988

SU put together consecutive double-figure win seasons for the first time, capping a 10-2 campaign with a decisive 23-10 victory against LSU in the Hall of Fame Bowl. Defensive back Markus Paul was named a first-team All-American by four selectors (AP, FWAA, *Sporting News*, *Football News*).

1989

Syracuse football observed its 100th birthday and earned a third straight bowl invitation. This time John Biskup hit a last-minute field goal to edge Georgia 19-18 in the Peach Bowl and cap an 8-4 season. Center John Flannery and wide receiver Rob Moore earned first-team All-America recognition. Moore entered his name in the 1990 NFL Supplemental Draft and was selected first overall by the New York Jets.

1990

The Orange finished the regular season with a 6-4-2 record and garnered an invitation to the Aloha Bowl in Honolulu. SU put the finishing touches on its third straight bowl win by shutting out Arizona 28-0 behind freshman quarterback Marvin Graves. The Wildcats had not been blanked in 20 seasons (214 games), the second-longest streak in NCAA history at the time. Center John Flannery was named a first-team All-American for the second year in a row.

1991

Assistant coach Paul Pasqualoni replaced Dick MacPherson as head coach when MacPherson left to coach the NFL's New England Patriots. The Orange also joined the BIG EAST Football Conference after years as an independent. Pasqualoni led the Orange to a 10-2 record, a perfect 5-0 BIG EAST mark, and a 24-17 win against Ohio State in the Hall of Fame Bowl on New Year's Day. Qadry Ismail earned first-team All-America honors as a kick returner and became the school's first two-sport All-American since Jim Brown. Ismail's second honor was for track & field.

1992

Paul Pasqualoni and the Orange again won 10 games and made their second straight New Year's Day bowl appearance, knocking off Colorado 26-22 at the Fiesta Bowl in Tempe, Ariz. It was the fifth straight bowl victory for Syracuse, the second-longest postseason winning streak in the country at the time behind Florida State. Tight end Chris Gedney was a unanimous All-America selection.

1993

Another year, another winning season. The Orange finished with a 6-4-1 overall mark. Breaking records was a regular occurrence during the campaign. Marvin Graves set new standards in almost every passing and total offense category, while Shelby Hill, Pat O'Neill and Kevin Mitchell also etched their names in Syracuse's record books.

1994

In keeping with the tone of the recent past, the Orange recorded an eighth straight winning season, finishing 7-4 overall. The passing combination of Kevin Mason to Marvin Harrison was prominent throughout the year, while the return of linebacker Dan Conley for a sixth season of competition after numerous knee surgeries was a story of perseverance and dedication.

1995


A young Syracuse team posted a 9-3 record and a victory over Clemson in the Gator Bowl. The emergence of Donovan McNabb and his chemistry with receiver Marvin Harrison provided thrills and records, as Harrison established himself as one of the all-time great receivers and return men at Syracuse. Harrison was the 19th overall pick in the 1996 NFL Draft by the Indianapolis Colts. Defensively, cornerback Kevin Abrams earned first-team All-America honors.

1996

Despite an 0-2 start, the Orange won a share of the BIG EAST title once again and were among the nation's elite. An eight-game winning streak in the middle of the season earned the Orange another bowl bid. SU beat Houston in the Liberty Bowl for its seventh consecutive bowl victory, which was the nation's longest active bowl winning streak at the time. Cornerback Kevin Abrams received first-team All-America plaudits for the second year in a row.

1997

Syracuse won its first outright BIG EAST championship, clinching the crown with a 33-18 victory at Miami (Fla.). After starting the year 1-3, a 30-19 victory against Tulane ignited an eight-game winning streak. The Orange played the first overtime game in school history against NC State in the Carrier Dome. A 35-18 loss to Kansas State in the Fiesta Bowl did not detract from the fact the Orange were one of six teams to receive a Bowl Alliance bid. Safety Donovan Darius was a first-team All-America selection.



Jason Poles (left) and Donovan McNabb (right) captained the Orange to a third straight BIG EAST title in 1998.

1998

After a 34-33 loss to eventual national champion Tennessee in the season opener, the Orange defeated the previous year's national title winner, Michigan, the following week. From there, SU went 7-3 to win its second outright BIG EAST title and third conference championship in a row. The Orange earned a Bowl Championship Series berth in the first year of the BCS and lost to Florida in the Orange Bowl in Donovan McNabb's last game. McNabb was selected with the second overall pick by the Philadelphia Eagles in the 1999 NFL Draft, the highest a Syracuse quarterback has ever been selected. Kick returner Kevin Johnson earned first-team All-America honors.

1999

Syracuse earned a bowl invitation for the fifth straight year and the 11th time in 13 seasons. The Orange were 7-5 in the final season of the millennium and closed the century with a 20-13 victory against Kentucky in the Music City Bowl. All-America linebacker Keith Bulluck was selected in the first round (30th overall) by the Tennessee Titans in the 2000 NFL Draft. The University recognized the program's All-Century Team at the final home game versus Temple.

2000

Syracuse ran its streak of consecutive winning seasons to 14 with a 6-5 record. Cornerback Will Allen was taken with the 22nd overall pick in the first round of the 2001 NFL Draft by the New York Giants.

2001

Syracuse continued its streak of winning seasons with its 15th in a row, posting a 10-3 record and topping Kansas State in the Insight.com Bowl for its 12th bowl victory. Unanimous All-American Dwight Freeney was selected in the first round of the 2002 NFL Draft, marking the fifth consecutive year that an SU player heard his name called in the opening round.

2002

The Orange's string of winning seasons came to an end as SU finished 4-8. The team played in two triple-overtime games, including a 50-42 win against No. 8 Virginia Tech. Quarterback Troy Nunes ended his SU career ranked in the top five on 10 different school record lists, while linebacker Clifton Smith and punter Mike Shafer also concluded fine careers. In November, former quarterback Donovan McNabb was named to SU's Board of Trustees.

2003

Running back Walter Reyes established the SU single-season records for rushing touchdowns (21) and total touchdowns (22) to lead the Orange to a 6-6 record. Receiver Johnnie Morant, defensive tackle Christian Ferrara and offensive tackle Kevin Sampson entered the fraternity of SU players selected in the NFL Draft.

2004

Running back Walter Reyes concluded his college career as the program's second all-time leading rusher with 3,424 yards. The Orange earned a bowl berth for the first time since 2001, losing to Georgia Tech in the Champs Sports Bowl 51-14 in Paul Pasqualoni's last game as head coach. Offensive tackle Adam Terry was chosen by the Baltimore Ravens in the second round of the 2005 NFL Draft.

2005

Head coach Greg Robinson, who also served as defensive coordinator, took over the program and the pass defense jumped 69 spots in the NCAA statistical rankings from the previous year (90th to 21st), while the total defense went from 101st in 2004 to 57th in 2005. Free safety Anthony Smith led a group of four seniors who were selected in the 2006 NFL Draft when he was chosen in the third round by the defending Super Bowl champion Pittsburgh Steelers.

2006

Delone Carter emerged as a capable running back in his freshman season. Carter ran for 713 yards, the second-best total for a freshman in school history. Cornerback Tanard Jackson and linebacker Kelvin Smith were selected in the 2007 NFL Draft.

2007

The Orange went 2-10, but defeated nationally-ranked Louisville on the road in a 38-35 shootout. Receiver Mike Williams had a touchdown reception in nine straight games, while the kick return duo of Max Suter and Mike Holmes also had a big year. The pair keyed an Orange unit that led the BIG EAST in average yards per kick return (24.8).



"The Express," starring Rob Brown as Ernie Davis, premiered in Syracuse in 2008.

2008

The world premiere of "The Express," the life story of Heisman Trophy winner Ernie Davis, was held in downtown Syracuse prior to SU's game against Penn State. On the field, Syracuse went 3-9 in Greg Robinson's final year as head coach. The team's biggest win was a last-minute, 24-23 victory at Notre Dame. Running back Curtis Brinkley established an SU season record for consecutive 100-yard rushing games (5) and was one of four SU players to sign with an NFL team. Fullback Tony Fiammetta earned *Pro Football Weekly* All-America honors.

2009

Doug Marrone returned to his alma mater to serve as the program's 28th head coach. Marrone brought in Syracuse native Greg Paulus to quarterback the Orange after a stellar four-year basketball career at Duke. Paulus led the Orange to 4-8 record in his only season. Punter Rob Long and defensive tackle Arthur Jones earned All-BIG EAST First Team honors. Jones was selected in the fifth round of the 2010 NFL Draft by the Baltimore Ravens after helping the Orange rank sixth nationally in sacks and 13th in rushing defense.

2010

In his second year at the helm, head coach Doug Marrone led Syracuse back to the postseason. The Orange went 8-5 and beat Kansas State in the inaugural New Era Pinstripe Bowl. Behind linebackers Doug Hogue and Derrell Smith, the Orange ranked seventh nationally in total defense. Running back Delone Carter led the Syracuse offense, rushing for 1,233 yards in his final season, including 198 yards against Kansas State to win Pinstripe Bowl MVP honors.

2011

The Orange got off to a 5-2 start, but lost its last five games to finish 5-7. Quarterback Ryan Nassib recorded the best statistical passing season in school history to that point, establishing program records for completions (259), attempts (415), yards (2,685) and matching the record for touchdown passes (22). Defensive end Chandler Jones used a standout season to garner the attention of pro scouts. The younger brother of former SU star Arthur Jones was the first pick of the New England Patriots (21st overall) in the 2012 NFL Draft. Jones, Nick Provo, Andrew Tiller, Antwon Bailey and Justin Pugh earned first-team All-BIG EAST honors.

2012

In its final year in the BIG EAST, Syracuse won a share of the conference championship and finished 8-5 overall. The Orange captured its second Pinstripe Bowl title in three years, beating West Virginia, 38-14. Quarterback Ryan Nassib surpassed his previous team records and established new program standards for season completions (295) and attempts (415). Nassib also set new Syracuse records for passing yards (3,757) and touchdown passes (26). Receiver Alec Lemon, offensive tackle Justin Pugh and safety Shamarko Thomas earned first-team All-BIG EAST honors, while Nassib was a *Pro Football Weekly* All-America selection. Pugh, Nassib and Thomas were all selected in the 2013 NFL Draft.

2013

Scott Shafer replaced Doug Marrone as head coach after Marrone was hired by the Buffalo Bills. Syracuse went 7-6, including a win against Minnesota in the Texas Bowl. In ACC play, the Orange were 4-4 in their first year as a member of the conference and tied Boston College for third place in the Atlantic Division. Six members of the Orange earned All-ACC honors, including Jay Bromley and Marquis Spruill, who were both selected in the 2014 NFL Draft. Bromley was a third-round pick of the New Giants. Spruill went in the fifth round to the Atlanta Falcons.

2014

Syracuse opened the year with victories against Villanova and Central Michigan, but finished the season 3-9 overall in Scott Shafer's second year as head coach. The Orange were stout all season defensively, finishing 26th nationally in total defense. Linebacker Cameron Lynch (third team), offensive tackle Sean Hickey (third team) and punter Riley Dixon (honorable mention) received All-ACC honors.

2015

The Orange started the year 3-0 for the first time since 1991, but lost their next eight games. A 20-17 victory against Boston College in Scott Shafer's last game as head coach ended the slide and resulted in a 4-8 record. Punter Riley Dixon became the first player in school history to earn All-ACC First Team honors and was drafted in the seventh round by the Denver Broncos.

2016

Syracuse set or tied more than 40 offensive school records in Dino Babers' first season as head coach. After splitting their first eight games, the Orange lost their last four to finish the campaign 4-8. Receiver Amba Etta-Tawo authored the greatest receiving season in team history. He rewrote the SU record book, including establishing new season records for catches (94), yards (1,482), yards per game (123.5) and most 100-yard games (7). Etta-Tawo teamed with Ervin Philips (90 receptions) for 184 combined catches, an ACC record for a pair of teammates. Return man Brisly Estime led the NCAA in punt return average (17.7) and closed his career as the ACC's all-time leader in that category with a four-year average of 18 yards per return. Etta-Tawo, Philips, Estime, linebackers Zaire Franklin and Parris Bennett, and punter Sterling Hofrichter were All-ACC selections. Etta-Tawo earned first-team plaudits from both the media and coaches. Etta-Tawo also received four All-America nods, including second-team honors from *Sporting News*.



Syracuse is one of the most represented schools in the National Football Foundation's College Hall of Fame. The Orange have 18 enshrinees, second-most among ACC programs behind Pittsburgh (25). Coaches Frank O'Neill and Howard Jones were members of the first induction class in 1951. Art Monk (2012) is the program's most recent honoree.

Player (Pos.)	Years at SU	Inducted
Joe Alexander (G/C)	1916-20	1954
Vic Hanson (End)	1924-26	1973
	1928-29 (AC)	
	1930-36 (HC)	
Ernie Davis (HB)	1959-61	1979
Floyd Little (HB)	1964-66	1983
Larry Csonka (FB)	1965-67	1989
Jim Brown (HB)	1954-56	1995
Tim Green (DT)	1982-85	2001
Don McPherson (QB)	1983-87	2008
Art Monk (WR)	1976-79	2012
Coaches		
Howard Jones	1908 (HC)	1951
Frank O'Neill	1906-07 (HC)	1951
	1913-15 (HC)	
	1917-19 (HC)	
T.A. Dwight Jones	1909-10 (HC)	1958
Clarence Munn	1946 (HC)	1959
Lynn Waldorf	1922-24 (Player)	1966
Bud Wilkinson	1938-41 (AC)	1969
Ben Schwartzwalder	1949-73 (HC)	1982
Hugh Daugherty	1937-39 (Player)	1984
	1940, 46 (AC)	
Dick MacPherson	1981-90 (HC)	2009

ORANGE BOWL HALL OF FAME

	Inducted
Al Davis, Contributor	2000

COTTON BOWL HALL OF FAME

	Bowl Year	Inducted
Jim Brown, HB	1957	1998
Ernie Davis, HB	1960	2001

GATOR BOWL HALL OF FAME

	Bowl Year	Inducted
Floyd Little, HB	1966	1989
Donovin Darius, S	1996	2013

INDEPENDENCE BOWL HALL OF HONOR

	Bowl Year	Inducted
Joe Morris, RB	1979	1996
Art Monk, WR	1979	1996



Former SU head coach Dick MacPherson (third from left) celebrated his Hall of Fame induction with three of his former players (L-R): Doug Marrone, Tim Green and Don McPherson.



All-America receiver Art Monk was inducted into the College Football Hall of Fame in 2012, celebrating a standout career that included leading the Orange to a victory in the 1979 Independence Bowl.



Don McPherson enjoyed a return to the Carrier Dome and celebrated his 2008 College Football Hall of Fame induction with friends and former teammates.



Syracuse University's All-Century Football Team featured a Heisman Trophy winner and nine College Football Hall of Famers. The team featured players from eight different decades, including several Orange standouts who showcased their talents in the NFL. Donovan McNabb, Marvin Harrison and Daryl Johnston were just a few of many All-Century honorees who went on to professional football stardom.

The team was announced on Oct. 27, 1999 following a selection process that included more than 6,000 fan votes. The criteria for selecting the team included all players who significantly impacted SU football with special consideration for those who were members of the College Football Hall of Fame, All Americans or who played in the NFL. Nominees were selected by three prominent figures associated with the Orange football program: Sports Information Director Emeritus Larry Kimball, former Syracuse Newspapers Sports Editor Arnie Burdick and former player, coach and administrator Joe Szombathy.

"Being selected to this elite team typifies the tremendous success that SU football has achieved throughout the 20th century. Some of these athletes are among the greatest to ever play college football. It was an honor for us to recognize their talents and contributions at our final home game of the century," former SU Director of Athletics Jake Crouthamel said at the time.

Members of the All-Century Team were honored at halftime against Temple on Nov. 6, 1999.

SYRACUSE ALL-CENTURY TEAM ROSTER

Name	Pos.	Years
Kevin Abrams	DB	1994-96
Joe Alexander	OL	1916-20
Gary Anderson	PK	1978-81
Jim Brown	RB	1954-56
Gary Bugenhagen	OL	1965-66
Rob Burnett	DL	1987-89
Jim Collins	LB	1976, 78-80
Dan Conley	LB	1990-94
Larry Csonka	FB	1965-67
Donovin Darius	DB	1994-97
Roger Davis	OL	1957-59
Ernie Davis	RB	1959-61
Joe Ehrmann	DL	1969-70, 72
John Flannery	OL	1987-90
Bob Fleck	DL	1951-53
Paul Frase	DL	1984-87
Chris Gedney	TE	1989-92
Marvin Graves	QB	1990-93
Tim Green	DL	1982-85
Ted Gregory	DL	1984-87
Vic Hanson	End	1924-26
Marvin Harrison	WR	1992-95

Name	Pos.	Years
Bill Horr	OL	1905-08
Kevin Johnson	KR	1996-98
Daryl Johnston	FB	1985-88
Floyd Little	RB	1964-66
John Mackey	TE	1960-62
Donovan McNabb	QB	1995-98
Don McPherson	QB	1983-87
Kevin Mitchell	LB	1990-93
Art Monk	WR	1976-79
Rob Moore	WR	1987-89
Joe Morris	RB	1978-81
Tommy Myers	DB	1969-71
Pat O'Neill	P	1990-93
Markus Paul	DB	1985-88
Jim Ridlon	DB	1954-56
Jim Ringo	OL	1950-52
Walt Sweeney	OL	1960-62
Art Thoms	DL	1966-68
Stan Walters	OL	1970-71
Craig Wolfley	OL	1976-79
Terry Wooden	LB	1986-89
Bob Yates	OL	1958-59

BY THE NUMBERS

Total Players: 44

Heisman Trophy Winners: 1

College Football Hall of Famers: 9

Pro Football Hall of Famers: 7

All-America Awards: 65

Pro Bowl Invitations: 77

By Position:

Offensive Linemen (10), Defensive Linemen (7), Defensive Backs (5), Running Backs (4), Linebackers (4), Wide Receivers/Ends (4), Quarterbacks (3), Specialists (3), Fullbacks (2), Tight Ends (2)

By Decade:

1900-09 (1), 1910-1919 (1), 1920-29 (1), 1950-59 (6), 1960-69 (7), 1970-79 (6), 1980-89 (12), 1990-99 (10)

NOTE

Decade classification is based on the 10-year period the individual played the majority of their seasons or is most closely associated.

THE LEGEND OF 44

Like tailbacks at USC, quarterbacks at Brigham Young and linebackers at Penn State, the running back position at Syracuse has a rich tradition of greatness. Much of that excellence has revolved around one jersey number — 44.

On Nov. 12, 2005, the number was retired. It is the only retired number in the history of the Syracuse football program. A No. 44 jersey is displayed in the Carrier Dome rafters, honoring the legends who have worn it.

Beginning with Gifford Zimmerman in 1921, 25 players have worn the number. Rob Konrad was the last in 1998. Three of the most famous to don the digits — Jim Brown, Ernie Davis and Floyd Little — rank among the finest running backs to ever play the game.

How much does the No. 44 mean to Syracuse University and the local community? For starters, the University zip code was changed from 13210 to 13244 several years ago. And in 1988, when the University switched phone systems, the exchange was changed from 423 to 443. No. 44 not only has come to represent greatness on the football field, it has become part of the University's and the community's identity.

A committee has been established to oversee the number. Under very special circumstances, the committee can permit a current student-athlete to wear it.

Year	Player	Pos.
1921	Gifford Zimmerman	HB
1924	Charles Roberts	HB
1925	Clarence Taylor	QB
1926	Don Baldwin	WR
1932	Richard Fishel	HB
1933	Henry Merz	QB
1934	Hamilton Watt	WR
1935-36	Francis Mullins	HB
1937	Stanley Stanislav	WR
1938	Benjamin DeYoung	WR
1939	Francis Mazejko	G
1940	Richard Ransom	T
1945	J. O'Brien	T
1952	Robert Eberling	RB
1954-56	Jim Brown	RB
1957-58	Thomas Stephens	HB
1959-61	Ernie Davis	HB
1962-63	William Schoonover	HB
1964-66	Floyd Little	RB
1967-69	Richard Panczynsyzn	QB
1977	Mandel Robinson	RB
1981-82	Glen Moore	RB
1987-89	Michael Owens	RB
1990-93	Terry Richardson	RB
1995-98	Rob Konrad	FB



SU greets Jim Brown, Floyd Little, Ernie Davis' mother, Marie Fleming, and Rob Konrad at the ceremony to retire No. 44 in 2005.

39 • LARRY CSONKA

Fullback • 1965-67 • Retired: 2007

Csonka led the Orange in rushing in 1966 and 1967 and was named the 1967 ECAC Player of the Year. He ranks fifth on SU's all-time rushing list (2,934 yards). Csonka went on to play for the NFL's Miami Dolphins and New York Giants. He was a member of the 1972 Dolphins team that went undefeated. Csonka was inducted into the Pro Football Hall of Fame in 1987. Two years later, in 1989, he was inducted into the College Football Hall of Fame.



88 • JOHN MACKEY

Tight End • 1960-62 • Retired: 2007

Mackey is known as perhaps the greatest tight end of all-time. He led the Orange in receiving yardage in 1961 and 1962. Mackey went on to become an All-Pro for the Baltimore Colts. A five-time Pro Bowler, he was inducted into the Pro Football Hall of Fame in 1992. Mackey died in 2011 at the age of 69. Each year since 2000, the John Mackey Award has been presented to the nation's top tight end.



5 • DONOVAN McNABB

Quarterback • 1995-98 • Retired: 2013

McNabb led the Orange to three straight BIG EAST titles from 1996-98. He was fifth in the Heisman Trophy balloting as a senior in 1998 and holds the school records for most career touchdown passes (77), most yards of total offense (9,950) and most touchdowns responsible for (96). McNabb was taken second overall by the Philadelphia Eagles in the 1999 NFL Draft. He was a six-time Pro Bowl selection in his 11 years with the franchise.



9 • DON MCPHERSON

Quarterback • 1983-87 • Retired: 2013

McPherson authored one of the best seasons in school history in 1987. The Heisman Trophy runner-up, McPherson won the Maxwell (most outstanding player) and Davey O'Brien (most outstanding quarterback) awards after leading the Orange to an 11-0-1 record. His 164.3 passer rating led the NCAA and stands as the SU single-season record. Upon his graduation, McPherson played seven professional seasons in the NFL and CFL. He was inducted into the College Football Hall of Fame in 2008.



**MARQUIS (BILL) HERR****Tackle • 1908**

The first All-American in the history of Syracuse football, Horr anchored a young offensive line on a team that opened newly-built Archbold Stadium with a win against Hobart in 1907. The next year, Horr led the Orange to a 6-3-1 record and the first victory in school history against a team from the Western Conference (now Big Ten) when SU topped Michigan 28-4 in the season finale. At the 1908 Summer Olympics in London, Horr won a silver medal in the Greek-style discus throw and a bronze in the free-style discus throw. Horr served as the head football coach at Northwestern in 1909 and the head coach at Purdue from 1910 to 1912, compiling a career record of 9-14-2.

**HAROLD WHITE****Guard • 1915**

White and fellow All-American Christopher Schlacter were the guards on a line that helped Syracuse's offense overpower its opponents by the combined score of 331-16 in 1915. The Orange scored more than 30 points on five occasions and topped the 70-point mark in victories against Mount Union (73-0) and Rochester (82-0). The team finished with an impressive 9-1-2 record and was invited to play Washington in the Rose Bowl, but declined because an earlier West Coast trip (the first by an Eastern school) to Oregon State had used up the travel budget. Standing 6 feet 6 inches tall and weighing more than 270 pounds, White was one of the largest players of his era and captained the Orange in 1916.

**ALFRED COBB****Tackle • 1917**

A 1917 team captain, Cobb was the anchor for an offensive line that led the Orange to an 8-1-1 record, including six straight wins to end the season. Cobb played in the early days of the NFL, when it was still known as the American Professional Football Association (APFA). He suited up for the Akron Pros and the Cleveland Bulldogs. In 1920 with Akron, Cobb was a member of the very first NFL championship team. Over three APFA/NFL seasons, Cobb played in 21 games as a lineman, starting 16 of them.

**J.A. (JOE) ALEXANDER****Guard/Center • 1918, 1919**

Alexander and Ernie Davis are the only two players in Orange history to earn multiple consensus All-America honors. Alexander starred for Frank O'Neill's SU teams from 1918-20. He also captained the lacrosse team for one season. Alexander graduated from medical school and began practicing in New York City. He specialized in lung treatment and helped found one of the first tuberculosis centers in New York. For seven seasons (1921-27), he played in the National Football League on weekends while practicing medicine. A center in the NFL's early days for the Rochester Jeffersons (1921-22), Milwaukee Badgers (1922) and New York Giants (1925-27), Alexander was a consensus All-American for the Orange in 1918 and 1919. He earned All-America honors again in 1920 and was inducted into the College Football Hall of Fame in 1954.

**LOUIS USHER****Tackle • 1918**

Usher and fellow offensive lineman Joe Alexander were consensus All-Americans, anchoring the line for the 5-1 Orange in 1918. Usher went on to play professional football for five years for the Rochester Jeffersons, Chicago Stanleys, Chicago Bears, Hammond Pros and Kenosha Maroons. He was tragically killed on Jan. 1, 1927 in an automobile accident near Calumet City, Ill.

**EVANDER (PETE) MacRAE****End • 1923**

MacRae led the Orange to an 8-1 overall record in 1923, including seven straight shutouts. The three-year football letterwinner was also the starting center for the SU basketball team. After playing professional basketball for the Syracuse All-Stars, he returned to the University as an assistant basketball coach.

**VIC HANSON****End • 1926**

A three-sport star in football, basketball and baseball, Hanson was a consensus All-American on the gridiron in 1926 after leading the Orange to a 7-2-1 record. That winter Hanson powered the Orange basketball team to a 19-1 mark. Following his college career, Hanson played briefly with the Cleveland Rosenblums in the American Basketball League and then formed the Syracuse All-Americans basketball team. The New York Yankees also signed Hanson upon his graduation from Syracuse in 1927 and he played one year in their farm system. Hanson served as head football coach of the Orange from 1930 to 1936, compiling a record of 33-21-5. He is the only player enshrined in both the Naismith Memorial Basketball Hall of Fame and College Football Hall of Fame.

**JIM BROWN****Halfback • 1956 ***

Brown set the Orange record for highest average yards per carry (6.2) in 1956 and broke the single-season rushing record with 986 yards. Against Colgate that season, he established school marks for the most rushing touchdowns (6) and most points scored in a game (43). After leaving SU, he played for the NFL's Cleveland Browns from 1957 to 1965 and scored 106 touchdowns. He was inducted into the Pro Football Hall of Fame in 1971 and College Football Hall of Fame in 1995. In addition to football, Brown excelled at basketball, lacrosse and track. He is a member of the National Lacrosse Hall of Fame and was an All-American midfielder on the Orange's undefeated 1957 team. Brown is considered by many to be the greatest athlete of all-time, and in 2002 was tabbed by *Sporting News* as the greatest professional football player ever.

**ROGER DAVIS****Guard • 1959 ***

Nicknamed "Hound Dog" because of his love for training hunting dogs, Davis helped fellow All-American Ernie Davis rush for 883 yards in 1959. He was a member of a Syracuse unit that led the country in total offense (451.5 ypg) on its way to winning the national championship. Davis played pro football for the Chicago Bears, Los Angeles Rams and New York Giants. He was a starter at right guard for the Bears in 1963 when they won the NFL championship.

* - Unanimous selection

**ERNIE DAVIS****Halfback • 1960, 1961 ***

Nicknamed the "Elmira Express" by sportswriter Al Mallette, Davis led Syracuse to a 26-5 record from 1959-61. As a sophomore in 1959, Davis scored two touchdowns against Texas in the Cotton Bowl to help the Orange complete a perfect season and capture the program's only national championship. Two years later, Davis became the first African American and the only SU player to win the Heisman Trophy. He was selected first overall by the Washington Redskins in the 1962 NFL Draft and traded to Cleveland. Davis was diagnosed with leukemia the following summer and died in 1963 at the age of 23 without ever playing a professional game. The Browns retired his No. 45 jersey shortly after his death, and Davis was posthumously inducted into the College Football Hall of Fame in 1979. In 2008, he was subject of the Universal Pictures film "The Express," starring Dennis Quaid, Rob Brown and Charles S. Dutton. The film was based on the non-fiction book "Ernie Davis: The Elmira Express" by Robert C. Gallagher.

**LARRY CSONKA****Fullback • 1967 ***

Csonka led the Orange in rushing in 1966 and 1967 and was named the 1967 ECAC Player of the Year. He teamed with halfback Floyd Little to form the most potent rushing duo in school history. He holds the Orange record for most carries in a game (43 vs. Maryland in 1967). Csonka ranks fifth on SU's career rushing list (2,934 yards) and recorded two 200-yard rushing games, including 204 yards against Cal as a senior in 1967. Csonka went on to play for the NFL's Miami Dolphins and New York Giants. He was a member of the 1972 Dolphins team that went undefeated and was inducted into the Pro Football Hall of Fame in 1987. Two years later, in 1989, he was inducted into the College Football Hall of Fame. In 2007, Syracuse retired Csonka's No. 39 jersey.

**TIM GREEN****Defensive Tackle • 1985 ***


Green was a two-time finalist for the Lombardi Award, which at the time recognized the nation's most outstanding lineman or linebacker. He was named the ECAC Player of the Year in 1985 and ranks first on Syracuse's career sacks list with 45.5. He is the program's top tackler among down linemen with 341 career stops. Green played for the NFL's Atlanta Falcons and was inducted into the College Football Hall of Fame in 2001. After his playing career ended, Green became a commentator for the NFL on FOX. A best-selling author and lawyer, Green won the NCAA Silver Anniversary Award, given annually to six former student-athletes for distinguished career accomplishments on the 25th anniversary of their college graduation, in December 2011.

**TED GREGORY****Nose Tackle • 1987**


Gregory was a force during Syracuse's 11-0-1 season in 1987. He captained a defense that only allowed more than 21 points once in 12 games. He was a finalist for the Lombardi Award, which at the time recognized the most outstanding lineman or linebacker in FBS football. Gregory completed his four-year career with 242 tackles, third all-time among Orange defensive linemen, and 17 sacks. He went on to play in the NFL for the New Orleans Saints.

**DON MCPHERSON****Quarterback • 1987 ***

The Heisman Trophy runner-up in 1987, McPherson won the Maxwell (most outstanding player), Davey O'Brien (most outstanding quarterback) and Johnny Unitas Golden Arm (most outstanding senior quarterback) awards. McPherson's 164.3 passer rating that season led the NCAA and stands as an Orange record. He also set the school single-season marks for most yards per pass attempt (10.2), most yards per completion (18.1). Upon graduating from Syracuse, McPherson spent seven seasons in the NFL and CFL. After retiring from football in 1994, he joined the staff of Northeastern University's Center for the Study of Sport in Society, before becoming the first executive director of the Sports Leadership Institute at Adelphi University. McPherson was inducted into the College Football Hall of Fame in 2008 and Syracuse retired his No. 9 jersey in 2013.

**JOHN FLANNERY****Center • 1990**

With Flannery as the anchor of the offensive line from 1987-90, Syracuse posted a 3-0-1 record in bowl games. A native of Pottsville, Pa., Flannery started at left guard for Syracuse in 1987 before shifting to center. He was a three-time All-American, earning first-team honors in both 1989 and 1990. He was drafted in the second round by the Houston Oilers and made the NFL All-Rookie Team in 1991. He later made stops with the Dallas Cowboys and St. Louis Rams, winning a Super Bowl title as a member of the Rams in 1999. The same year, Flannery was named to Syracuse's All-Century Team.

**CHRIS GEDNEY****Tight End • 1992 ***

A native of nearby Liverpool, N.Y., Gedney set the standard for Orange tight ends. He held the school records for most receptions by a tight end in a season (34) and career (91) until 2011. His 34 catches and five touchdowns during the 1992 season helped propel Syracuse to a 10-2 record and a victory over Colorado in the Fiesta Bowl. Gedney played in the NFL for the Chicago Bears and Arizona Cardinals. He returned to his alma mater in 2008 and is currently a senior associate athletics director in the SU Orange Club. A member of Syracuse's All-Century Team, Gedney was named a 2015 ACC Football Legend. He also serves as the color analyst for Syracuse IMG Sports Network football broadcasts.

**DWIGHT FREENEY****Defensive End • 2001 ***

Freeney terrorized opposing quarterbacks from 1998-2001. He holds the Orange records for most sacks in a game (4.5 vs. Virginia Tech in 2000) and season (17.5 in 2001). He finished his career with 34 quarterback takedowns, second only to Tim Green on the Syracuse all-time list. Freeney was team MVP his junior year. As a senior in 2001, he was an All-BIG EAST First Team selection and shared BIG EAST Defensive Player of the Year honors. He was also a finalist for the 2001 Lombardi, Bednarik and Nagurski awards. The Indianapolis Colts made Freeney the 11th overall pick in the 2002 NFL Draft. In 2004, Freeney led the NFL with 16 sacks. He won a world championship with the Colts two years later when Indianapolis defeated the Chicago Bears in Super Bowl XLI. Freeney has also played for the San Diego Chargers, Arizona Cardinals and Atlanta Falcons during his pro career. He ranks in the top 20 in NFL history with 122.5 career sacks.

* - Unanimous selection



Gary Anderson was an All-American in 1981 and went on to have a long career in the NFL. He won the league's Golden Toe Award, presented to the most outstanding kicker, in 1998.

1907

Marquis (Bill) Horr (OT) WC-2

1908

Marquis (Bill) Horr (OT) WC-1

1911

A. Harry Kallett (End) WC-3

1912

Rudolph (Rudy) Probst (OT) WC-2

1915

Chris Schlachter (OG) WC-1
Harold White (OG) INS-1

1917

Alfred Cobb (OT) INS-1, NEA-1

1918

Willard Ackley (QB) WC-3
J.A. (Joe) Alexander (OG) WC-1, M-1
Joseph Schwarzer (End) WC-3
Louis Usher (OT) WC-1

1919

J.A. (Joe) Alexander (OG) WC-1, M-1

1920

J.A. (Joe) Alexander (C) FW-1, INS-1, WC-2, NEA-2
Bertrand Gulick (OT) INS-1

1922

Lynn (Pappy) Waldorf (OT) WC-2

1923

Evander (Pete) MacRae (End) FW-1, WC-2
Lynn (Pappy) Waldorf (OT) INS-2

1924

Lynn (Pappy) Waldorf (OT) WC-2

1925

Vic Hanson (End) AP-3

1926

Vic Hanson (End) AP-1, COL-1, INS-1, UP-1
CP-2

1930

George Ellert (End) INS-3, CP-3

1934

James Steen (OT) LIB-1, UP-1, CP-1, AP-2

1952

Robert Fleck (OT) INS-1
Bill Skyinskus (OT) AP-2

1953

Robert Fleck (OG) AFCA-1, INS-1

1955

Jim Brown (HB) INS-2, AP-3, NEA-3

1956

Jim Brown (HB) AFCA-1, AP-1, UP-1, INS-1,
CP-1, NEA-1, WCF-1,
FWAA-1

1957

Dick Lasse (End) INS-2

1958

Ron Luciano (End) NEA-1, CP-1, AP-2, UPI-2

1959

Ernie Davis (HB) UPI-2
Roger Davis (OG) AP-1, UPI-1, NEA-1, CP-1
WCF-1, AFCA-1, FWAA-1
SN-1
Fred Mautino (End) AP-1
Gerhard Schwedes (HB) CP-2, UPI-3
Robert Yates (OT) SN-1

1960

Ernie Davis (HB) AFCA-1, UPI-1, WCF-1
Fred Mautino (End) AFCA-3, UPI-3

1961

Ernie Davis (HB) AFCA-1, AP-1, FWAA-1,
NEA-1, SN-1, UPI-1, CP-1
WCF-1

1964

Pat Killorin (C) AP-1
Floyd Little (RB) FWAA-1, FN-1, NEA-3

1965

Charles Brown (DB) SN-1
Pat Killorin (C) SN-1, UPI-2, NEA-2
Floyd Little (RB) FWAA-1, FN-1, CP-1, AP-2
UPI-2, NEA-2

1966

Gary Bugenhagen (OT) AP-1, FWAA-1
Larry Csonka (FB) CP-1
Floyd Little (RB) AFCA-1, UPI-1, WCF-1, AP-2
CP-2, NEA-2

1967

Larry Csonka (FB) AFCA-1, AP-1, CP-1, FWAA-1,
NEA-1, UPI-1, WCF-1, SN-1
CP-3

1968

Art Thoms (DT) UPI-2
Anthony Kyasky (DB) WCF-1, AP-2, UPI-2, NEA-2

1970

Joe Ehrmann (DT) UPI-1

1971

Tommy Myers (DB) AP-1, UPI-HM
Dan Yochum (OT) UPI-HM

1972

Joe Ehrmann (DT) AP-HM, SN-HM, UPI-HM

1973

Dave Lapham (OG) AP-3

1975

Lonnie Allgood (WR) FN-HM
Larry King (DB) AP-HM
Ray Preston (LB) AFCA-1, UPI-2, AP-3, FN-HM

1976

Tim Moresco (S) AP-HM

1977

Ken Clarke (DT) AP-HM
Bill Hurley (QB) AP-HM
Larry King (DB) AP-HM

1978

Jim Collins (LB) AP-HM
Craig Wolfley (OT) AP-3

1979

Jim Collins (LB) AP-HM
Bill Hurley (QB) AP-HM, SN-HM
Art Monk (WR) FWAA-1, AP-HM, SN-HM,
UPI-HM
Joe Morris (RB) AP-HM, SN-HM
Craig Wolfley (OT) AP-3, FN-3

1980

Jim Collins (LB) AP-HM

1981

Gary Anderson (PK) AP-1, SN-HM
Joe Morris (RB) FN-3, AP-HM, UPI-HM, SN-HM

1982

Mike Charles (DT) FWAA-1, UPI-2, AP-3, SN-HM

1983

Tim Green (DT) AP-HM
Tony Romano (LB) AP-HM

1984

Tim Green (DT) SN-1, GAN-1, PFW-1, AP-3, FN-3, UPI-HM
Ron Hobby (S) AP-HM
Jamie Kimmel (LB) AP-HM
Bernard King (LB) AP-HM

1985

Tim Green (DT) AP-1, UPI-1, PFW-1, WCF-1
Scott Schwedes (PR) SN-1, FN-1, AFCA-1, FWAA-1 SN-2

1986

Tim Pidgeon (LB) AP-HM
Scott Schwedes (WR) AP-HM

1987

Ted Gregory (NT) FWAA-1, UPI-1, SN-1, FN-1, PFW-1, AP-HM
Tommy Kane (WR) SN-2
Don McPherson (QB) AP-1, UPI-1, AFCA-1, FWAA-1, WCF-1, SN-1, FN-3

1988

Rob Burnett (DT) AP-3, FN-3, SN-HM
Pat Davis (TE) AP-HM, SN-HM
John Flannery (C) SN-HM
Kevin J. Greene (K) AP-HM
Chris Ingram (CB) AP-HM, SN-HM
Daryl Johnston (FB) AP-HM, SN-HM
Rob Moore (WR) AP-1, FWAA-1, SN-1, FN-1, UPI-2
Markus Paul (S) AP-HM, SN-HM
Terry Wooden (LB)

1989

Rob Burnett (DT) UPI-HM
Rob Carpenter (WR) SN-HM
John Flannery (C) PFW-1
Rob Moore (WR) SN-1, AP-2
Rob Thomson (S) UPI-HM
Terry Wooden (LB) AP-3, SN-HM, UPI-HM

1990

Rob Carpenter (WR) UPI-HM
John Flannery (C) AFCA-1, AP-1, NEA-1, SH-1, SN-1, WCF-1, UPI-1, FN-2

1991

Marvin Graves (QB) FN-HM
Qadry Ismail (WR/KR) FWAA-1, AP-3, FN-HM
Kevin Mitchell (NT) FN-HM
Pat O'Neill (K) FN-HM
George Rooks (DT) FN-HM

1992

John Biskup (K) UPI-HM, FN-HM
Chris Gedney (TE) AP-1, AFCA-1, FN-1, FWAA-1, WCF-1, UPI-1
Marvin Graves (QB) AP-2, FN-3, UPI-HM
Shelby Hill (WR) FN-HM
Qadry Ismail (WR) FN-HM
Kevin Mitchell (NT) FN-HM
David Walker (RB) FN-HM
Terrence Wisdom (OG) FN-2
Glen Young (LB) FN-HM

1993

Kevin Mitchell (NT) FN-2

1994

Dan Conley (LB) FN-HM

1995

Kevin Abrams (CB) FWAA-1, AP-3
Marvin Harrison (WR/KR) FWAA-1, SN-1, PFW-2

1996

Kevin Abrams (CB) AFCA-1
Antwaune Ponds (LB) AP-3

1997

Donovin Darius (S) AP-1, AFCA-1, SN-1, PFW-1
Donovan McNabb (QB) CS-2, FN-2
Antwaune Ponds (LB) CS-HM, FN-HCM
Quinton Spotwood (WR/KR) CS-HM, FN-HM
PFW-1, CS-1, AP-2, AFCA-3, SN-3, FN-HM

1998

Kevin Johnson (KR) AFCA-1

1999

Keith Bulluck (LB) PFW-1

2000

Dwight Freeney (DE) BCS-2

2001

Dwight Freeney (DE) AP-1, AFCA-1, FWAA-1, SN-1, CNNSI-1, WCF-1, FN-1, PFW-1

2002

Clifton Smith (LB) CNNSI-HM

2008

Tony Fiametta (FB) PFW-1

2009

Arthur Jones (DT) CFN-3

2012

Ryan Nassib (QB) PFW-1

2016

Brisly Estime (PR) SC-1
Amba Etta-Tawo (WR) SN-2, AP-3, ATH-4, PS-4

FRESHMAN ALL-AMERICANS

Year	Player (Pos.)	Team
1978	Joe Morris (RB)	FN-1
1982	Todd Norley (QB)	FN-2
	Rudy Reed (LB)	FN-2
1997	Morlon Greenwood (LB)	SN-2
1998	PJ Alexander (C)	SN-3
	Quentin Harris (S)	SN-3
1999	Clifton Smith (LB)	SN-1
2002	Steve Gregory (CB)	FWAA-1, SN-2
2003	Kelvin Smith (LB)	SN-3
2004	Tony Jenkins (DT)	CFN-1, RIV-1 SN-2
2006	Delone Carter (RB)	SN-HM
2007	Mike Holmes (CB)	CFN-HM
	Rob Long (P)	SC-2, CFN-3, SN-HM
	Max Suter (KR)	FWAA-1, SC-2
2009	Chandler Jones (DE)	RIV-1, PS-2
2010	Ross Krautman (K)	RIV-1, SN-1, PS-1, FWAA-1 CFN-2
	Justin Pugh (OT)	PS-3
	Marquis Spruill (LB)	PS-2
2011	Dyshawn Davis (LB)	CFN-2
2014	Cole Murphy (K)	CI-HM, CFN-HM
2015	Eric Dungey (QB)	CI-HM, CFN-HM
	Jordan Fredericks (RB)	CI-HM, CFN-HM
	Chris Slayton (DT)	CI-HM, CFN-HM
2016	Sterling Hofrichter (P)	ATH-1, CI-1

KEY:

AFCA - American Football Coaches Association
AP - Associated Press
ATH - Athlon Sports
BCS - BCS.com
CFN - College Football News
CI - CampusInsiders.com
CP - Central Press
CNNSI - CNNSI.com
COL - Collier's Magazine
CS - College Sports
FN - Football News
FW - Football World Magazine
FWAA - Football Writers Association of America
GAN - Gannett Newspapers
INS - International News Service
LIB - Liberty Magazine
M - Frank Menke Syndicate
NEA - Newspaper Enterprise Association
PFW - Pro Football Weekly
PS - Phil Steele
RIV - Rivals.com
SC - Scout.com
SH - Scripps Howard News Service
SN - Sporting News
UP - United Press
UPI - United Press International
WC - Walter Camp (published in Collier's Magazine from 1898-1924)
WCF - Walter Camp Football Foundation

1 - First Team
2 - Second Team
3 - Third Team
4 - Fourth Team
HM - Honorable Mention

THE HEISMAN TROPHY

Honoring the outstanding college football player in the United States. Presented by the Downtown Athletic Club of New York.

ERNIE DAVIS • 1961

In 1961, running back Ernie Davis won the Heisman Trophy, given to the outstanding intercollegiate football player in the United States. Davis edged out Bill Ferguson of Ohio State, in what was at the time the closest vote in Heisman history (824 points to 771), to become the first African American and only Syracuse player to win the coveted award. Davis rushed for 823 yards and 12 touchdowns to lead the Orange to an 8-3 record and the No. 14 ranking in the final Associated Press college football poll. Davis was selected first overall by the Washington Redskins in 1962 and traded to the Cleveland Browns. While preparing for the AFCA All-American Game in Buffalo, Davis was diagnosed with leukemia. He died in 1963, never getting the chance to realize his dream of teaming with former SU great Jim Brown in the Cleveland Browns backfield. Davis' Heisman Trophy is kept on display in the Ioculano-Petty Football Complex for all to enjoy.

SYRACUSE TOP-FIVE
HEISMAN FINISHES

Year	Name (Place)
1956	Jim Brown (5th) Winner - Paul Hornung, Notre Dame
1961	Ernie Davis (1st)
1965	Floyd Little (5th) Winner - Mike Garrett, USC
1966	Floyd Little (5th) Winner - Steve Spurrier, Florida
1967	Larry Csonka (4th) Winner - Gary Beban, UCLA
1987	Don McPherson (2nd) Winner - Tim Brown, Notre Dame
1998	Donovan McNabb (5th) Winner - Ricky Williams, Texas

LAMBERT TROPHY

Awarded to the best Division I FBS team in the East. In affiliation with the Metropolitan New York Football Writers, the Lambert Trophy was established by brothers Victor and Henry Lambert in memory of their father, August.

Syracuse (6) 1952, 1956, 1959, 1966, 1987, 1992

ECAC TEAM OF THE YEAR

Syracuse (2) 1987, 2012

NATIONAL COACH OF THE
YEAR

1959.....Ben Schwartzwalder ^{1,2}
1987.....Dick MacPherson ^{1, 2, 3, 4, 5, 6, 7, 8, 9, 10, 11, 12}

- 1 - American Football Coaches Association
- 2 - Football Writers Association of American
- 3 - NCAA
- 4 - Bobby Dodd Foundation
- 5 - Walter Camp Foundation
- 6 - United Press International
- 7 - Sporting News
- 8 - Sports Illustrated
- 9 - Scripps Howard
- 10 - Toyota
- 11 - Golden Helmet
- 12 - CBS/Chevrolet

REGIONAL COACH OF THE
YEAR

1970..... Ben Schwartzwalder ²
1987..... Dick MacPherson ¹
2010..... Doug Marrone ¹

- 1 - American Football Coaches Association
- 2 - United Press International

ECAC COACH OF THE YEAR

1992..... Paul Pasqualoni
1995..... Paul Pasqualoni
1996..... Paul Pasqualoni

MAXWELL AWARD

Presented to the nation's outstanding college football player by the Maxwell Football Club of Philadelphia.

1987..... Don McPherson

GOLDEN HELMET PLAYER OF
THE YEAR

1987..... Don McPherson

DAVEY O'BRIEN AWARD

Honors the nation's outstanding quarterback. Presented by the Davey O'Brien Educational and Charitable Trust of Fort Worth. The award is named for TCU Hall of Fame quarterback Davey O'Brien, who played from 1936-38.

1987..... Don McPherson
1992..... Marvin Graves (Finalist)

JOHNNY UNITAS AWARD

Presented by the Johnny Unitas Golden Arm Educational Foundation to the best senior college quarterback in the country. Named for Hall of Fame quarterback Johnny Unitas, who played at Louisville before his 18-year NFL career.

1987..... Don McPherson
1993..... Marvin Graves (Finalist)
1998..... Donovan McNabb (Finalist)

ROTARY LOMBARDI AWARD

Honored the outstanding college lineman or linebacker of the year from 1970-2015. In 2016, all positions became eligible for the award. It is sponsored by the Rotary Club of Houston.

1984..... Tim Green (Finalist)
1985..... Tim Green (Finalist)
1987..... Ted Gregory (Finalist)
2001..... Dwight Freeney (Finalist)

BRONCO NAGURSKI AWARD

Awarded annually since 1993 to the best all-around defensive player. It is presented by the Charlotte Touchdown Club and the Football Writers Association of America. Named for Bronko Nagurski, who played for the University of Minnesota and for the NFL's Chicago Bears.

2001..... Dwight Freeney (Finalist)

CHUCK BEDNARIK AWARD

Presented annually to the collegiate defensive player judged to be the best in the United States by the Maxwell Football Club. Named for Chuck Bednarik, who played at Penn and in the NFL for the Philadelphia Eagles.

2001..... Dwight Freeney (Finalist)

JIM THORPE AWARD

Presented by the Jim Thorpe Athletic Club of Oklahoma City. The award honors the nation's top defensive back.

1987..... Markus Paul (Finalist)
1988..... Markus Paul (Finalist)

AFCA GOOD WORKS TEAM

Honors football student-athletes for exemplary community service.

2000..... Kyle Johnson
2001..... Graham Manley
2004..... Matt Tarullo
2014..... Sam Rodgers

WUERFFEL TROPHY

Presented by the All Sports Association of Fort Walton Beach, Fla. to the FBS football player who best combines exemplary community service with academic and athletic achievement. Named in honor of former University of Florida quarterback Danny Wuerffel.

2014..... Sam Rodgers (Finalist)

NCAA SILVER ANNIVERSARY
AWARD

Recognizes distinguished former student-athletes on the 25th anniversary of the end of their intercollegiate athletics eligibility.

1982..... Jim Brown
1992..... Floyd Little
2011..... Tim Green

WALTER CAMP FOOTBALL FOUNDATION AWARDS

1973.....	Hugh (Duffy) Daugherty ¹
1978.....	Floyd Little ¹
1989.....	Terry Wooden ⁴
1990.....	Rob Thomson ⁴
1997.....	Kyle McIntosh ⁴
1999.....	Jim Brown ⁵
2000.....	Don McPherson ³
2001.....	Dwight Freeney ⁴
2011.....	Floyd Little ²

1 - Man of the Year

2 - Distinguished American Award

3 - Alumni of the Year Award

4 - Connecticut Player of the Year

5 - All-Century Team

ECAC PLAYER OF THE YEAR

1966.....	Floyd Little
1967.....	Larry Csonka
1979.....	Bill Hurley ¹
1980.....	Joe Morris ¹
1985.....	Tim Green ²
1987.....	Don McPherson
1992.....	Marvin Graves
1998.....	Donovan McNabb

1 - Offensive Player of the Year

2 - Co-Player of the Year

ECAC ROOKIE OF THE YEAR

1986.....	Blake Bednarz
1990.....	Marvin Graves
1994.....	Anwaune Ponds
1995.....	Donovan McNabb

ECAC DEFENSIVE ROOKIE OF THE YEAR

2011.....	Dyshawn Davis
-----------	---------------

BIG EAST CONFERENCE 1991-2012

BIG EAST OFFENSIVE PLAYER OF THE YEAR

1996.....	Donovan McNabb ¹
1997.....	Donovan McNabb
1998.....	Donovan McNabb

1 - Co-winner with Jim Druckenmiller (Virginia Tech)

BIG EAST DEFENSIVE PLAYER OF THE YEAR


1991.....	George Rooks ¹
1997.....	Donovin Darius
2001.....	Dwight Freeney ²

1 - Co-winner with Darrin Smith (Miami)

2 - Co-winner with Ed Reed (Miami)



Kevin Johnson hit the trifecta in 1997. He was named **BIG EAST Special Teams Player of the Year** and first-team All-BIG EAST at two positions.



Dwight Freeney set the league record with 17.5 sacks in 2001 and shared **BIG EAST Defensive Player of the Year** honors with Miami's Ed Reed.

BIG EAST SPECIAL TEAMS PLAYER OF THE YEAR

1992.....	John Biskup
1993.....	Pat O'Neill
1995.....	Marvin Harrison
1997.....	Quinton Spotwood *
1998.....	Kevin Johnson *

* - Unanimous

BIG EAST ROOKIE OF THE YEAR

1995.....	Donovan McNabb
-----------	----------------

ALL-BIG EAST

1991

Qadry Ismail	Wide Receiver	First Team
	Return Specialist	Second Team
Pat O'Neill	Punter	First Team
George Rooks	Defensive Line	First Team
David Walker	Running Back	First Team
John Biskup	Kicker	Second Team
Kevin Mitchell	Defensive Line	Second Team
Tim Sandquist	Safety	Second Team
Greg Walker	Cornerback	Second Team
Terrence Wisdom	Guard	Second Team

1992

John Biskup	Kicker	First Team
Chris Gedney	Tight End	First Team
Kevin Mitchell	Defensive Line	First Team
Terrence Wisdom	Offensive Line	First Team
Marvin Graves	Quarterback	Second Team
Bob Grosvenor	Safety	Second Team
Shelby Hill	Wide Receiver	Second Team
Qadry Ismail	Wide Receiver	Second Team
Dwayne Joseph	Defensive Back	Second Team
Pat O'Neill	Punter	Second Team
David Walker	Running Back	Second Team
Glen Young	Linebacker	Second Team

1993

Shelby Hill	Wide Receiver	First Team
Dwayne Joseph	Defensive Back	First Team
Kevin Mitchell	Defensive Line	First Team
Pat O'Neill	Kicker	First Team
	Punter	Second Team
Marvin Harrison	Wide Receiver	Second Team

1994

Dan Conley	Linebacker	First Team
Marvin Harrison	Wide Receiver	First Team
Kevin Mason	Quarterback	First Team
Kirby Dar Dar	Running Back	Second Team
Melvin Tuten	Offensive Line	Second Team
David Wohlabaugh	Offensive Line	Second Team

1995

Kevin Abrams	Cornerback	First Team
Donovin Darius	Safety	First Team
Marvin Harrison	Wide Receiver	First Team
	Return Specialist	First Team
Donovan McNabb	Quarterback	First Team
Sean Reali	Punter	First Team
Cy Ellsworth	Offensive Line	Second Team
Olindo Mare	Kicker	Second Team
Malcolm Thomas	Running Back	Second Team

1996

Kevin Abrams	Cornerback	First Team
Donovin Darius	Safety	First Team
Nate Hemsley	Linebacker	First Team
Donovan McNabb	Quarterback	First Team
Shelton Prescott	Offensive Line	First Team
Jim Turner	Return Specialist	First Team
Antonio Anderson	Defensive Line	Second Team
Scott Kiernan	Defensive Guard	Second Team
Antwaune Ponds	Linebacker	Second Team
Sean Reali	Punter	Second Team
Malcolm Thomas	Running Back	Second Team
Nate Trout	Kicker	Second Team



Before embarking on his pro career with the New York Giants, offensive tackle Justin Pugh was a three-time All-BIG EAST honoree.

1997

Donovin Darius	Safety	First Team
Donovan McNabb	Quarterback	First Team
Antwaune Ponds	Linebacker	First Team
Quinton Spotwood	Wide Receiver	First Team
	Return Specialist	First Team
Rod Gadson	Cornerback	Second Team
Kevin Johnson	Return Specialist	Second Team
Tebucky Jones	Safety	Second Team
Brad Patkochis	Offensive Line	Second Team
Roland Williams	Tight End	Second Team

1998

Kevin Johnson	Wide Receiver	First Team
	Return Specialist	First Team
Scott Kiernan	Guard	First Team
Donovan McNabb	Quarterback	First Team
Phil Nash	Safety	First Team
Keith Bulluck	Linebacker	Second Team
Rob Konrad	Fullback	Second Team
Jason Poles	Safety	Second Team
Nate Trout	Kicker	Second Team

1999

Mark Baniewicz	Offensive Tackle	First Team
Keith Bulluck	Linebacker	First Team
Duke Pettijohn	Defensive End	First Team

2000

Will Allen	Cornerback	First Team
Dwight Freeney	Defensive End	First Team
Morlon Greenwood	Linebacker	First Team
Clifton Smith	Linebacker	First Team
Eric Downing	Defensive Line	Second Team
Duke Pettijohn	Defensive End	Second Team
Rickie Simpkins	Defensive Line	Second Team

2001

Dwight Freeney	Defensive End	First Team
Sean O'Connor	Guard	First Team
Clifton Smith	Linebacker	First Team
PJ Alexander	Offensive Tackle	Second Team
Willie Ford	Cornerback	Second Team
Quentin Harris	Safety	Second Team
James Mungro	Tailback	Second Team
Mike Shafer	Punter	Second Team

2002

Louis Gachelin	Defensive Tackle	Second Team
Jamel Riddle	Wide Receiver	Second Team
	Punt Returner	Second Team
Clifton Smith	Linebacker	Second Team
David Tyree	Wide Receiver	Second Team

2003

Louis Gachelin	Defensive Tackle	First Team
Collin Barber	Kicker	Second Team
Brendan Carney	Punter	Second Team
Christain Ferrara	Defensive Tackle	Second Team
Walter Reyes	Tailback	Second Team
Nick Romeo	Center	Second Team
Rich Scanlon	Linebacker	Second Team
Adam Terry	Offensive Tackle	Second Team

2004

Diamond Ferri	Strong Safety	First Team
Walter Reyes	Tailback	First Team
Matt Tarullo	Center	First Team
Adam Terry	Offensive Tackle	First Team
Brendan Carney	Punter	Second Team
Damien Rhodes	Tailback	Second Team
Anthony Smith	Free Safety	Second Team
James Wyche	Defensive End	Second Team

2005

Brendan Carney	Punter	First Team
Ryan LaCasse	Defensive End	First Team
Anthony Smith	Free Safety	First Team

2006

Tanard Jackson	Cornerback	Second Team
Jameel McClain	Defensive End	Second Team
Kelvin Smith	Linebacker	Second Team

2007

Max Suter	Kick Returner	First Team
Joe Fields	Free Safety	Second Team
Arthur Jones	Defensive Tackle	Second Team
Rob Long	Punter	Second Team
Mike Williams	Wide Receiver	Second Team

2008

Arthur Jones	Defensive Line	First Team
Curtis Brinkley	Running Back	Second Team
Ryan Durand	Guard	Second Team

2009

Arthur Jones	Defensive Line	First Team
Rob Long	Punter	First Team
Ryan Bartholomew	Center	Second Team
Derrell Smith	Linebacker	Second Team

2010

Doug Hogue	Linebacker	First Team
Delone Carter	Running Back	Second Team
Chandler Jones	Defensive End	Second Team
Ross Krautman	Kicker	Second Team
Rob Long	Punter	Second Team
Justin Pugh	Offensive Tackle	Second Team
Derrell Smith	Linebacker	Second Team

2011

Antwon Bailey	Running Back	First Team
Chandler Jones	Defensive End	First Team
Nick Provo	Tight End	First Team
Justin Pugh	Offensive Tackle	First Team
Andrew Tiller	Guard	First Team
Alec Lemon	Wide Receiver	Second Team
Marquis Spruill	Linebacker	Second Team
Phillip Thomas	Free Safety	Second Team

2012

Alec Lemon	Wide Receiver	First Team
Justin Pugh	Offensive Tackle	First Team
Shamarko Thomas	Strong Safety	First Team
Ryan Nassib	Quarterback	Second Team
Brandon Sharpe	Defensive End	Second Team

ATLANTIC COAST CONFERENCE 2013-PRESENT

ALL-ACC**2013 (ACSM)**

Macky MacPherson	Center	Second Team
Jay Bromley	Defensive Tackle	Third Team
Durell Eskridge	Free Safety	Third Team
Jerome Smith	Running Back	Third Team
Sean Hickey	Offensive Tackle	Hnr. Mention
Marquis Spruill	Linebacker	Hnr. Mention

2013 (Coaches)

Macky MacPherson	Center	Second Team
Jay Bromley	Defensive Tackle	Third Team
Durell Eskridge	Free Safety	Third Team
Jerome Smith	Running Back	Third Team
Marquis Spruill	Linebacker	Third Team

2014 (ACSM)

Sean Hickey	Offensive Tackle	Third Team
Cameron Lynch	Linebacker	Third Team

2014 (Coaches)

Sean Hickey	Offensive Tackle	Third Team
Cameron Lynch	Linebacker	Third Team
Riley Dixon	Punter	Hnr. Mention

2015 (ACSM)

Riley Dixon	Punter	First Team
Brisly Estime	Return Specialist	Third Team
Ron Thompson	Defensive End	Third Team

2015 (Coaches)

Riley Dixon	Punter	Second Team
Brisly Estime	Return Specialist	Hnr. Mention

2016 (ACSM)

Amba Etta-Tawo	Wide Receiver	First Team
Brisly Estime	Return Specialist	Third Team
Zaire Franklin	Linebacker	Third Team
Sterling Hofrichter	Punter	Third Team
Parris Bennett	Linebacker	Hnr. Mention
Ervin Phillips	Wide Receiver	Hnr. Mention

2016 (Coaches)

Amba Etta-Tawo	Wide Receiver	First Team
Brisly Estime	Return Specialist	Second Team
Zaire Franklin	Linebacker	Hnr. Mention
Sterling Hofrichter	Punter	Hnr. Mention
Ervin Phillips	Wide Receiver	Hnr. Mention

ACSM - Atlantic Coast Sports Media Association

ACC FOOTBALL LEGENDS

Honored annually at the ACC Championship game. There was no ACC Legends class in 2016.

2013.....	Floyd Little
2014.....	Art Monk
2015.....	Chris Gedney

AFCA ACADEMIC ACHIEVEMENT AWARD

The American Football Coaches Association Academic Achievement Award recognizes football programs with the highest graduation rate annually. The AFCA also presents an honorable mention award to schools with graduation rates of 70 percent or higher.

AFCA Academic Achievement Award

Syracuse (1) 2000

AFCA Academic Honorable Mention

Syracuse (22) 1987, 1988, 1990, 1991, 1992, 1993, 1994
..... 1997, 1998, 1999, 2001, 2002, 2004, 2006
..... 2007, 2008, 2009, 2011, 2012, 2014, 2015
..... 2016

Most Honorable Mentions: Notre Dame, 26; Rice, 25; Virginia, 25; Boston College, 24; Penn State, 24;
Syracuse, 22; Vanderbilt, 22; Wake Forest, 21

BIG EAST ACADEMIC EXCELLENCE AWARD

Recognized the program with the highest collective grade-point average in each sport sponsored by the conference.

Syracuse (1) 2010

CoSIDA ACADEMIC ALL-AMERICA HALL OF FAME

Created in 1988, the CoSIDA Academic All-America Hall of Fame® recognizes Academic All-Americans who have achieved lifetime success in their professional careers and are committed to philanthropic causes in the communities where they reside.

2006 Tim Green

CoSIDA ACADEMIC ALL-AMERICANS

Selected by the College Sports Information Directors of America.

1960 Fred Mautino (First Team)
1971 Howard Goodman (First Team)
1983 Tony Romano (First Team)
1984 Tim Green (First Team)
1985 Tim Green (First Team)
1993 Pat O'Neill (First Team)
1998 Mark Baniewicz (Second Team)
1999 Mark Baniewicz (First Team)
2003 Rich Scanlon (First Team)
..... Nick Romeo (Second Team)
2004 Matt Tarullo (First Team)
2007 Ryan Durand (Second Team)
2008 Ryan Durand (Second Team)
2009 Jim McKenzie (First Team)
2011 Kevyn Scott (First Team)
2014 Sam Rodgers (Second Team)
2016 Cameron MacPherson (First Team)

BIG EAST SCHOLAR-ATHLETE OF THE YEAR

Established to recognize student-athletes who have achieved success in the classroom and on the field. Winners received a scholarship that could be applied to graduate or professional studies.

2001 Kyle Johnson
2012 Ryan Nassib

NFF SCHOLAR-ATHLETE AWARD

Established in 1959 by the National Football Foundation to honor scholar-athletes with postgraduate scholarships for their combined athletic, academic and leadership abilities.

1959 Gerhard Schwedes
1983 Tony Romano
1985 Tim Green
1999 Mark Baniewicz
2012 Ryan Nassib

NFF HAMPSHIRE HONOR SOCIETY

Created in 2007 by the National Football Foundation to recognize college football players from all divisions who maintain a 3.2 GPA or better during their collegiate careers.

2008 Dwayne Davis
2009 Ryan Durand
..... Jake Flaherty
..... Ryan Howard
..... Ben Maljovec
2010 Jim McKenzie
..... Roberto Nieves
..... Andrew Robinson
2011 Ryan Bartholomew
..... Derrell Smith
2012 Torrey Ball
..... Kevyn Scott
2013 Carl Cutler
..... James Jarrett
..... Ryan Nassib
..... Dan Vaughan
2014 Charley Loeb
..... Macky MacPherson
2015 Sam Rodgers
2016 Riley Dixon
..... Rob Trudo
2017 Eric Anthony
..... Hernz Laguerre
..... Cameron MacPherson

ARTHUR ASHE JR. SPORTS SCHOLAR AWARD

To be recognized, students must compete in an intercollegiate sport; maintain a cumulative grade-point average of at least 3.2; and be active on their campuses or in their communities.

1994-95 Dulayne Morgan
1996-97 Keith Downing
1997-98 Keith Downing
1998-99 Kyle Johnson
1999-2000 Kyle Johnson
2000-01 Andrew Benson
..... Kyle Johnson
2005-06 Tommy Harris
..... Tim Washington
2007-08 Dwayne Davis
..... Oliver Fernandez
2008-09 Kevyn Scott (First Team)
..... Derrell Smith (Third Team)
2009-10 Kevyn Scott (First Team)
2010-11 Ryan Bartholomew (First team)
2011-12 Torrey Ball
..... Kevyn Scott

BURGER KING SCHOLAR-ATHLETE AWARD

Developed to foster the pursuit of athletic and academic excellence, while encouraging social awareness and community service. Recipients honored based on academic achievement, dedication to community service and athletic ability.

1999 Mark Baniewicz



Ryan Nassib was named the BIG EAST Scholar-Athlete of the Year in 2012 and was honored as a National Football Foundation (NFF) Scholar-Athlete.

NCAA POSTGRADUATE SCHOLARSHIP

Created in 1964 to promote and encourage postgraduate education by rewarding the NCAA's most accomplished student-athletes.

1978 Bob Avery (Alternate)
1986 Tim Green
1994 Pat O'Neill
1995 Eric Chenoweth

NACDA FOUNDATION SCHOLARSHIP

Awarded to one member of each team that participated in the 1997 Kickoff Classic and Pigskin Classic, the two NACDA-sponsored preseason football games.

1997 Keith Downing

HITACHI "PROMISE OF TOMORROW" SCHOLARSHIP

Awarded to a student-athlete who plans to pursue a career in teaching.

1993 Reggie Terry
1994 Ed Hobson

ACC POSTGRADUATE SCHOLARSHIP

Awarded to selected student-athletes who intend to pursue a graduate degree following completion of their undergraduate requirements. Each recipient receives \$5,000 toward his or her graduate education. Those honored have performed with distinction in both the classroom and their respective sport, while demonstrating exemplary conduct in the community.

2014-15 Cameron Lynch
..... Sam Rodgers

THE SOLADAY AWARD

It is fitting that the Soladay Award is the most prestigious award given to a student-athlete by the Department of Athletics. After all, Doris R. Soladay epitomized all of the positives in intercollegiate athletics. The Soladay Award is given annually to the top male and female student-athletes who best exemplify the essence of Doris.

From her appointment as the first, and only, Director of Women's Athletics at Syracuse University in 1975 until the day she retired as Associate Director of Athletics on May 31, 1995, Doris dedicated herself to student-athletes wearing the Orange. The SU Department of Athletics and the world of intercollegiate sports lost a dear friend when Doris passed away in May, 2001.

Doris established scholarships for women, while increasing the budgets to run the programs. She worked with the late Chancellor Melvin Eggers and others who supported women's athletics to begin Orange Plus.

Throughout her career, Doris made it a point to attend every home athletic contest of every Syracuse team whenever possible. She often cheered on one team in the morning, another in the afternoon and a third in the evening.

Her impact on athletics reaches far beyond "The Hill," however. Prior to the NCAA taking women's athletics into its fold, Doris held offices on numerous committees in the AIAW (Association for Intercollegiate Athletics for Women) on the state, regional and national levels. After the merger Doris directed her energy into the NCAA Council, serving from 1989 through 1995.

Doris was also influential regionally where she was an integral part of the expansion of The BIG EAST Conference to include women's athletics, as well as chairing various committees in the league. The ECAC also benefitted from her knowledge and savvy, where she was a member of the ECAC Women's Steering Committee from 1983-87. For her many outstanding contributions, the ECAC honored Doris with the 1995 Katherine Ley Award, presented annually to a women's athletics administrator who serves as a role model for her colleagues, as well as a strong proponent of women's issues.

It is no secret that since her retirement her presence in the corridors of Manley Field House has been missed, but it is clear that her legacy will remain a part of the Orange forever.



Ryan Durand is one of five football student-athletes to win the Soladay Award.

— Kristyn Cook (Basketball '97)

1996

Jodi Carter, Field Hockey
Ofri Porat, Gymnastics

1997

Jamila Codrington, Track & Field
Rob Kavovit, Lacrosse

1998

Raquel Nurse, Basketball
Matthew Norton, Track & Field

1999

Keri Potts, Volleyball
Scott Hrnack, Gymnastics

2000

Gabriel Gervais, Soccer
Tracy Larkin, Field Hockey

2001

Alex Brown, Track & Field
Laura Fitzpatrick, Field Hockey

2002

Kyle Johnson, Football
Libby Graves, Rowing

2003

Eric Chapman, Soccer
Julie Dunn, Softball

2004

John Bitok, Track & Field
Elyse McDonough, Swimming

2005

Craig Forth, Basketball
Anna Goodale, Rowing

2006

Sheila Menz, Soccer
Greg Rommel, Lacrosse

2007

Luk Boral, Swimming
Erin Gray, Softball

2008

Jillian Drouin, Track & Field
Mike Leveille, Lacrosse

2009

Ryan Durand, Football
Katie Rowan, Lacrosse

2010

Curtis Bixler, Track & Field
Sarah Morton, Volleyball

2011

Daniel Berry, Rowing
Simone Kalhorn, Tennis

2012

Michael Dietrick, Rowing
Emily Harman, Tennis

2013

Ryan Nassib, Football
Iona Holloway, Field Hockey

2014

Rachel Blum, Soccer
Robert Molke, Cross Country

2015

Sam Rodgers, Football
Komal Safdar, Tennis

2016

Martin Hehir, Cross Country
Brianna Butler, Basketball

2017

Cameron MacPherson, Football
Saydee McQuay, Rowing

BIG EAST ALL-ACADEMIC TEAM

Student-athletes must have had a minimum 3.0 cumulative GPA for the academic year to have received recognition.

Name, Pos.	Year
Lucas Albrecht, DL	2011, 2012
Ian Allport, OL	2009, 2010, 2011
Dom Anene, LB	2012
Josh Arrington, WR	2007
PJ Alexander, OL	2000, 2001
Torrey Ball, DL	2009, 2010, 2011
Mark Baniewicz, OL	1996, 1997, 1998, 1999
Ryan Bartholomew, OL	2010
Michael Bennett, TE	1998, 1999
Andrew Benson, DB	2000
David Bouchard, OL	2007
AJ Brown, DB	2007, 2008
Tim Carignan, OL	2002
Paul Chiara, RB	2005, 2007, 2008
Zack Chibane, OL	2011, 2012
Clay Cleveland, FB	2011, 2012
Eric Chenoweth, TE	1992, 1993, 1994
Marcus Coleman, DL	2012
Lenny Cusumano, TE	2000, 2001, 2002, 2003
Carl Cutler, FB	2010, 2012
Teddy Damour, DB	1997
Dowayne Davis, DB	2006, 2007
Dave DeAmato, LS	2002, 2003
Riley Dixon, P	2012
Keith Downing, QB	1995, 1996, 1997
Ryan Durand, OL	2005, 2006, 2007, 2008
Corey Edsall, QB/P	2011
Cyrus Ellsworth, OL	1992, 1995
Jason Emerich, OL	2012
Kurt Falke, OL	2004
Cayden Feifer, WR	2011
Oliver Fernandez, LB	2007
Jake Flaherty, LB	2005, 2006, 2007, 2008
Nathaniel Forer, QB	2011
Steve Franklin, OL	2003, 2004
Jeremie Frazier, TE	2000, 2001
Timothy Glisker, LB	1998
Vincenzo Giruzzi, LB/DL	2007, 2008
Jacob Green, TE	2012
Keenan Hale, WR	2012
Oliver Haney, DL	2008, 2010, 2011
Adam Harris, LB	2009, 2010, 2011
Tommy Harris, LB	2004, 2005
Ray Hennings, OL	2002
Sean Hickey, OL	2011, 2012
Mike Holmes, DB	2008
Ryan Howard, DB	2008
Kyle Ishman, WR	2011
James Jarrett, QB	2010, 2011, 2012
Andrew Johnson, QB	2003
Kyle Johnson, FB	1997, 1998, 1999, 2001
Zian Jones, DL	2012
Erik Kaloyanides, OL	1999
Shane Kimmel, FB	2011
Kevin Kopko, LS	2005
Ben Kozik, K	2000, 2001
Kyle Knapp, OL	2012
James Ledger, OL	1992
Ryan Lichtenstein, K/P	2010, 2011
Charley Loeb, QB	2010, 2011, 2012
Rob Long, P	2009, 2010
Jeff Lowe, WR	1998, 1999
Macky MacPherson, OL	2011, 2012
Deon Maddox, WR	1996
Ben Maljovec, LB	2005, 2007, 2008
Ian McIntosh, DB	1998, 1999
Jim McKenzie, OL	2007, 2008, 2009
Max Meisel, WR	2006, 2007
Shu Mungwa, DB	2011
Joe Nassib, DB	2012
Ryan Nassib, QB	2009, 2010, 2011, 2012
Robert Nieves, FB	2009
Troy Nunes, QB	1999
Sean O'Conner, OL	1999, 2000
Justin Opalenski, DL	2005
Pat O'Neill, P	1992, 1993
Greg Paulus, QB	2009

Name, Pos.	Year
Dalton Phillips, OL	2008, 2009
Marc Pilon, DL	1997, 1998
Shane Raupers, P	2011
Nick Raven, TE	2011
John Reagan, OL	1992, 1993
Sean Reali, P	1996
Niko Rechul, K	2008
Ludwig Reimmer, RB	1998
Andrew Robinson, QB	2007, 2008, 2009
Sam Rodgers, LS	2011, 2012
Nick Romeo, OL	2000, 2001, 2002, 2003
Michael Russnok, OL	1997
Rich Scanlon, LB	2000, 2001, 2002, 2003
Kevyn Scott, DB	2008, 2009, 2010, 2011
Patrick Shadle, K	2005, 2006, 2007
Derrell Smith, LB	2007, 2008, 2009, 2010
Cliff Snell, DL	2000
Darrell Stroope, TE	1998
Matt Tarullo, OL	2001, 2002, 2003, 2004
Reggie Terry, LB	1992, 1993
Josh Thomas, DL	2001, 2002, 2003
Thomas Trendowski, TE	2009, 2010, 2011
Rob Trudo, OL	2011, 2012
Dan Vaughan, LB	2009, 2010, 2011, 2012
Tim Washington, RB	2003, 2005
Rodney Wells, LB	2001
Jarrold West, WR	2011
Bruce Williams, DB	2006, 2007, 2008
Roland Williams, TE	1997
Pat Woodcock, WR	1997, 1998, 1999, 2000
Glen Young, LB	1992

ALL-ACC ACADEMIC TEAM

To be eligible for consideration, a student-athlete, regardless of classification, must have earned a 3.0 GPA the previous semester and maintained a 3.0 GPA cumulative average during his academic career.

Name, Pos.	Year
Cody Conway, OL	2016
Riley Dixon, P	2013, 2014
Eric Dungey, QB	2016
Jason Emerich, OL	2015
Zaire Franklin, LB	2014
Sean Hickey, OL	2014
Michael Lasker, OL	2016
Cameron Lynch, LB	2014
Cameron MacPherson, TE	2016
Zack Mahoney, QB	2016
John Miller, OL	2014
Sam Rodgers, LS	2014
Kayton Samuels, DL	2015
Rob Trudo, OL	2013, 2014, 2015
Robert Welsh, DL	2014
Jarrold West, WR	2014
Kielan Whitner, DB	2015

ACC HONOR ROLL


Student-athletes must have a minimum 3.0 cumulative GPA for the academic year to receive recognition.

Name, Pos.	Year
Lucas Albrecht, DL	2014-15
Drew Allen, QB	2013-14
Eric Anthony, DB	2013-14, 2014-15, 2015-16
Luke Arciniega, LB	2013-14
Andrew Armstrong, LB	2016-17
Sean Avant, WR	2014-15, 2015-16, 2016-17
Steven Clark, DL	2016-17
Clay Cleveland, FB	2013-14
Nolan Cooney, P/K	2016-17
Rex Culpepper, QB	2016-17
Keaton Darney, OL	2015-16
Riley Dixon, P	2013-14, 2014-15
Terrell Drayton, LB	2015-16, 2016-17
Eric Dungey, QB	2015-16, 2016-17
Trey Dunkelberger, TE/DL	2015-16

Name, Pos.	Year
Jason Emerich, OL	2013-14, 2015-16, 2016-17
Adly Enocy, WR	2015-16, 2016-17
Adrian Flemming, WR	2014-15
Donnie Foster, OL	2014-15, 2015-16, 2016-17
Zaire Franklin, LB	2014-15
Tyler Gilfus, WR	2016-17
K.K. Hahn, WR	2016-17
Mo Hasan, QB	2016-17
Alex Hayes, OL	2014-15
Sam Heckel, OL	2016-17
Troy Henderson, LB	2015-16
Nathan Hines, LS	2014-15, 2015-16, 2016-17
Sterling Hofrichter, P	2016-17
Terrel Hunt, QB	2015-16
Eric Jackson, DB	2013-14, 2015-16
Carl Jones, DB	2016-17
Josh Kirkland, LB	2014-15
Matt Keller, LS	2015-16, 2016-17
Hernz Laguerre, LB	2013-14, 2016-17
Michael Lasker, OL	2016-17
Charley Loeb, QB	2013-14
Anthony Lombardi, DB	2016-17
Cameron Lynch, LB	2013-14, 2014-15
Cameron MacPherson, TE	2014-15, 2015-16, 2016-17
Macky MacPherson, OL	2013-14
Zack Mahoney, QB	2016-17
Jamar McGloster, OL	2014-15
John Miller, OL	2013-14
Keith Mitsuchi, LS	2013-14, 2014-15
Colton Moskal, LB	2014-15
Cole Murphy, K	2016-17
Joe Nassib, CB	2013-14
Ryan Norton, PK	2014-15
Liam O'Sullivan, OL	2016-17
Alryk Perry, LB	2014-15, 2015-16
Brandon Reddish, DB	2014-15

Name, Pos.	Semester
Kevin Abrams, DB	F'95
Michael Acchione, WR	S'09, F'09, S'12
Chris Adamcik, OL	F'95
Louis Addazio, TE	F'12
Ryan Ahern, DB	F'09, S'10, S'11
Lucas Albrecht, DL	S'12, F'14, S'15, F'15
Kevin Alexander, DB	F'02, S'03, F'03
PJ Alexander, OL	S'98, F'98, F'99, S'00, F'00, S'01, F'01
Drew Allen, QB	F'13
Ian Allport, OL	F'09, S'10
Josh Altman, K	F'97
Ri'Shard Anderson, DB	F'13
Dom Anene, LB	S'12, F'12, S'13
Eric Anthony, DB	F'13, S'14, F'14, S'15, F'15, S'16
Luke Arciniega, LB/DL	S'13, S'14, S'15, F'15
Andrew Armstrong, LB	F'16
Josh Arrington, WR	S'07
Jamar Atkinson, LB	S'06, F'06
Sean Avant, WR	F'14, S'15, F'15, S'16, S'17
Richard Azzoto Jr., RB	F'09
Antwon Bailey, RB	S'09, F'09, F'10
Torrey Ball, DL	F'09, S'10, F'10, S'11, F'11, S'12
Mark Baniewicz, OL	F'95, S'96, F'96, F'97, F'97, S'98, F'98, S'99, F'99
Ryan Bartholomew, OL	S'07, F'08, S'09, F'09, F'10
Jonathan Baselice, DB	F'03, S'04, F'04, S'05, F'05, S'06, F'06, S'07
Chris Basile, DL	S'07
PJ Batten, TE	S'15
Aaron Baumbach, OL	F'08
J.J. Bedle, WR	S'05, S'06

Name, Pos.	Year
Sam Rodgers, LS	2013-14
Chauncey Scissum, DB	2015-16
Seamus Shanley, OL	2013-14
Ryan Sloan, DL	2013-14
Joe Stanard, DB	2015-16
Rob Trudo, OL	2013-14
Tim Walton, LB	2016-17
Kielan Whitner, DB	2015-16, 2016-17
Rodney Williams, DB	2014-15, 2015-16
Corey Winfield, DB	2015-16
Otto Zaccardo, RB	2016-17




Offensive lineman Rob Trudo was selected for the All-ACC Academic Team all three years he played in the league.

SU ATHLETIC DIRECTOR'S HONOR ROLL

Established in 1995-96, the Syracuse Athletic Director's Honor Roll rewards student-athletes who achieve a grade-point average of 3.0 or higher during the semester.

Name, Pos.	Semester
Michael Bennett, TE	F'95, S'96, F'96, F'97, S'98, F'98
Parris Bennett, LB	F'15
Andrew Benson, DB	S'99, S'00, F'00 S'01
Kwaku Boah, LB	S'09
Cory Boatman, DL	S'10
Chris Bokel, P	F'97, S'98, F'99, F'00, S'01
David Bouchard, OL	S'05, F'05, S'06, F'06, S'07, F'07
Brandon Bowman, K	F'00, S'01
Ben Brickman, WR	S'17
Curtis Brinkley, RB	S'06, F'08
A.J. Brown, DB	F'04, F'06, F'07, S'08, S'09
Dee Brown, RB	F'98
Ashton Broyld, RB/WR	S'12
Ryan Bukevich, WR	F'06
Charles Burton, LB	S'99
Michael Butler, OL	S'96
Christopher Calderon, DB	S'04, S'06
Tim Carignan, OL	F'01, S'02, F'02, S'03
Brendan Carney, P	S'05
Leonard Carter, DB	S'04
Cody Catalina, TE	F'07, S'10
Chaz Cervino, WR	S'08
George Chambers, DL	F'97
Hymnson Chan, RB	F'03
Michael Chambrello, WR	S'07
Corey Chavers, OL	F'08, S'09
Van Chew, WR	F'09
Paul Chiara, RB	S'05, F'05, S'07, F'07, S'08, S'09
Zack Chibane, OL	F'10, S'11, F'11, S'12, F'12
Chris Clark, WR	S'14
Steven Clark, DL	F'16



In addition to being a 2008 All-American, fullback Tony Flametta was a three-time SU Athletic Director's Honor Roll member.

Name, Pos.	Semester
Clay Cleveland, FB	F'10, S'11, F'11, S'12, S'14
Brian Coleman, DL	F'97
Marcus Coleman, DL	F'12, S'15
Daniel Collier, FB	F'08
Jesse Conners, TE	S'17
Cody Conway, OL	F'16, S'17
Malcolm Conway, P	S'08
Nolan Cooney, P/K	F'16, S'17
Antwan Cordy, DB	S'15, S'16
Alvin Cornelius, WR	S'15, F'15, F'16
Michael Coulter, QB	F'07
Michael Cox, DL	S'06
Shyheim Cullen, LB	S'16
Rex Culpepper, QB	S'16, F'16, S'17
Lenny Cusumano, TE	F'99, F'00, S'01, F'01, S'02, S'03, F'03
Carl Cutler, FB	S'10, F'10, S'11, F'12, S'13
Teddy Damour, DB	S'97, F'97
Jeff Danish, TE	S'96,
Donovan Darius, DB	F'95, S'96, S'97
Brandon Darlington, TE	S'07
B.J. Darnell, DB	F'00, S'03
Keaton Darney, OL	S'15, F'15, S'16
Chris Davis, FB	F'00, S'03
Donte Davis, WR	S'09
Dowayne Davis, DB	S'06, F'06, S'07, F'07, S'08
Dyshawn Davis, LB	S'11
Ryan Day, TE	S'03
Giovanni DeLoatch, OL	S'02
Ritchy Desir, DB	S'14, S'15
Riley Dixon, P	F'11, S'12, F'12, S'13, F'13, S'14, F'14, S'15
Ryan Donnelly, TE	F'06, S'08, S'09
Juwan Dowels, DB	S'15,
Keith Downing, QB	F'95, S'96, F'96, S'97, F'97, S'98
Terrell Drayton, LB	S'15, S'16, F'16, S'17
Adam Dulka, LB	S'17
Eric Dungey, QB	S'16, F'16, S'17
Trey Dunkelberger, TE/DL	S'15, F'15, S'16
Doug Dunkin, P	F'98
Ryan Durand, OL	F'04, S'05, F'05, S'06, F'06, S'07, F'07, S'08, S'09
Ryan Ehrie, OL	F'04, S'06, F'06, S'07, F'07, S'08
Cy Ellsworth, OL	F'95, S'96,

Name, Pos.
 Jason Emerich, OL
 Adly Encoicy, WR
 Brisly Esteime, WR
 Breyone Evans, FB
 Nate Evans, FB
 Kurt Falke, OL
 Cayden Feifer, WR
 Oliver Fernandez, LB

Christian Ferrara, DL
 Tony Fiametta, FB
 Joe Fields, QB/DB
 Jake Flaherty, LB

Sean Flannery, FB
 Adrian Flemming, WR
 Donnie Foster, OL

Stephen Franklin, OL
 Zaire Franklin, LB
 Jeremie Frazier, TE
 Jordan Fredericks, RB
 Dwight Freeney, DL
 Scott Freeney, DL
 Quinta Funderburk, WR
 Xzavier Gaines, QB
 Matthew Galka, OL
 Stan Gibbs, LB
 Tyler Gilfus, WR
 Ryan Gillum, LB
 Tim Glisker, LB
 Vincenzo Giruzzi, LB/DL
 Anthony Giudice, DL
 Frank Giufre, OL
 Deon Goggins, DL
 Jacob Green, TE
 Troy Green, WR
 Jason Greene, OL
 Alex Grossman, K
 Prince-Tyson Gulley, RB
 Ryan Guthrie, LB
 Joe Hafera, QB
 K.K. Hahn, WR
 Keenan Hale, WR
 Matt Hale, QB
 Ian Hammond, OL
 Ollie Haney, DL

Greg Hanoian, TE
 Adam Harris, LB/FB
 Shadeed Harris, DL
 Tommy Harris, LB
 Quentin Harris, DB
 Marvin Harrison, WR
 Mo Hasan, QB
 Alex Hayes, OL
 Sam Heckel, OL
 Nate Hemsley, LB
 Troy Henderson, LB
 Raymond Hennings, OL
 Donta Herrod, DB
 Sean Hickey, OL
 Macauley Hill, WR
 Nathan Hines, LS

Alex Hodgkinson, K
 Brett Hoffman, QB
 Sterling Hofrichter, P
 Michael Holmes, DB
 Mark Holtzman, DL
 Brian Hooper, DB
 Ryan Howard, DB
 Cordell Hudson, DB
 Terrell Hunt, QB
 Will Hunter, DB
 Kyle Ishman, WR
 Steve Ishmael, WR
 Eric Jackson, DB

Semester
 F'12, S'14, F'14, S'15, F'15, S'16, F'16, S'17
 F'14, S'15, F'15, S'16, F'16, S'17
 S'15
 S'04, F'04, S'06, F'06, S'07
 S'01, S'02, F'02, S'03
 S'04, F'04
 F'11
 F'04, S'05, F'05, S'06, F'06, S'07, F'07, S'08
 S'04
 S'05, S'07, S'09
 S'04, F'05, S'06, F'06
 F'04, S'05, F'05, S'06, F'06, S'07, F'07, S'08, S'09
 F'03, S'04, F'04
 F'14, S'15
 F'14, S'15, F'15, S'16, F'16, S'17
 F'03, S'04, F'05
 F'14, S'15, S'16
 S'00, F'00, S'01, F'01
 F'15
 S'99, S'01, S'02
 F'96
 F'13
 S'02
 F'06
 S'96
 S'17
 S'09, S'11
 S'97, F'97, F'98, S'99, F'06, S'07, F'07, S'08
 S'16
 F'97, S'99
 S'13
 F'12, S'13, F'14, F'15
 S'15, F'15
 F'02, S'03, S'05, F'05, S'06
 S'17
 F'12, S'12, F'14
 S'17
 S'02
 F'16, S'17
 F'12, S'12
 F'05
 S'08
 S'08, F'08, S'09, F'10, S'11, S'12
 F'03, S'04
 F'09, S'10, F'10, S'11, F'11, S'12
 S'04, S'05
 F'03, F'04, S'05, F'05, S'06
 S'98, F'00, F'01
 F'95
 F'16, S'17
 F'14, S'15
 F'16, S'17
 S'97
 F'15, S'16
 S'01, S'02, F'02, S'03
 F'04
 F'10, F'11, S'12, F'14
 F'12
 F'14, S'15, F'15, S'16, F'16, S'17
 F'13, S'14, S'15
 S'09
 F'15, F'16, S'17
 S'08
 F'00, F'01
 F'01
 F'07, S'09
 S'16
 S'14, F'15
 F'00, F'01
 F'10, F'11, S'12
 F'15
 S'13, F'13, S'14, S'15, F'15, S'16



Wide receiver Jeff Lowe was named to the SU Athletic Director's Honor Roll six times during his career.

Name, Pos.	Semester
James Jarrett, DB	F'09, S'10, F'10, S'11, F'11, S'12, F'12, S'13
Tony Jenkins, DL	F'03, S'04, S'07, F'07
Matthew Jensen, DL	F'02, S'03
Andrew Johnson, QB	S'03, F'03, S'04
Kyle Johnson, FB	F'96, S'97, F'97, S'98, F'98, S'99, F'99, S'00, S'01
Lonnie Johnson, DB	F'09, S'10
Arthur Jones, DL	S'09
Carl Jones, DB	F'16, S'17
Chad Jones, WR	S'02
Chandler Jones, DL	S'10
Jared Jones, WR	F'04
Michael Jones, RB	F'08
Zian Jones, DL	F'12, S'14
Erik Kaloyanides, OL	F'98, F'99
Arthur Kapalanga, TE	S'04, F'07
Matt Keller, LS	S'15, F'15, S'16, F'16, S'17
Sean Kennedy, WR	F'98
Emerson Kilgore, OL	S'99, S'01
Kyle Kleinberg, LB	F'15
Mitch Kimble, QB	F'14
Shane Kimmel, FB	F'10, S'11, F'11, S'12
John Kinder, QB	S'13, F'13
Sheldon King, DL	F'98, S'99, F'00
Josh Kirkland, LB	S'13, F'14, S'15
Matt Klaus, LB	F'95, S'96, F'98
Kyle Knapp, OL	F'12, S'13, F'13
Rob Konrad, FB	S'98
Kevin Kopko, LS	F'02, S'03, F'03, S'04, F'04, S'05, F'05, S'06
Tombe Kose, FB	S'12
Joe Kowalewski, TE	S'02, F'04, F'05
Ben Kozik, K	F'98, S'99, F'99, S'00, F'00, S'01, F'01
Ricky Krautman, K	S'04
Ross Krautman, K	F'11, S'12, F'12, S'13
Ryan LaCasse, DL	F'05
Hernz Laguerre, LB/DL	F'13, F'16, S'17
Austin Lane, OL	F'10
Timothy Lane, WR	S'03, S'04, F'05, S'06
Michael Lasker, OL	F'14, S'16, F'16, S'17
Daniel Lavia, WR	F'03, S'04
Shane Lavigne, OL	F'00, S'01, F'01
James Ledger, OL	F'95
Max Leo, LS	S'08, S'09, S'10

Name, Pos.

Nick Lepak, OL
 Aaron Lewis, TE
 Ryan Lichtenstein, K
 Todd Lisi, WR
 Lavar Lobbell, WR
 Charley Loeb, QB

Anthony Lombardi, DB

AJ Long, QB

Rob Long, P

Jeff Lowe, WR

Jarel Lowery, OL

Keon Lyn, DB

Cameron Lynch, LB

Jerry Mackey, LB

Cameron MacPherson, TE

Mackey MacPherson, OL

Deon Maddox, WR

Carroll Madison, OL

Zack Mahoney, QB

Ben Maljovec, LB

Graham Manley, TE

Nicholas Massaro, QB

Grant Mayes, DB

Ryan McCarthy, OL

Zach McCarrell, LB

Jameel McClain, DL

Stephen McDonald, FB

Jamar McGloster, OL

Ian McIntosh, DB

Kyle McIntosh, RB

Jim McKenzie, OL

Frederick McKinnon II, DB

Lamar McPherson, RB

Max Meisel, WR

Da'mon Merkerson, DB

Charles Messano, DL

George Meyers, LB

John Michaelidis, OL

John Miller, OL

Jason Mills, OL

Jonathan Miller, QB

Alfred Mitchell, LB

Keith Mitsuuchi, LS

Kendall Moore, TE

Johnnie Morant, WR

Wayne Morgan, DB

Eric Morris, LS

George Morris, RB

Brian Mosher, LB

Colton Moskal, LB

Kyle Muir, K

James Mungro, RB

Shu Mungwa, DB

Cole Murphy, K

Adam Namoury, LB

Phil Nash, LB

J.J. Nesheiwat, TE

Joe Nassib, DB

Ryan Nassib, QB

Roberto Nieves, FB

Ryan Norton, K

Thomas Norton, FB

Ryan Novak, K

Troy Nunes, QB

Sean O'Connor, OL

Sean Onwualu, DB

Justin Opalenski, DL

Liam O'Sullivan, OL

Justin Outten, OL

Michael Owen, TE

Barrett Parker, TE

Brad Patkochis, OL

Rotimi Paul, WR

Zachary Paul, K

Greg Paulus, QB

Semester

S'10, F'11, S'12

S'97, S'99, F'99, F'00

F'09, S'11

S'02, F'02, F'03, F'04

F'07, S'09

F'09, S'10, F'10, S'11, F'11,

S'12, F'12, S'13, F'13, S'14

S'17

S'15

F'08, F'09, S'10, F'10

S'97, F'97, S'98, F'98, S'99,

F'99

S'09

F'12

S'13, F'13, S'14, F'14

F'04, F'06

S'14, F'14, S'15, F'15, S'16,

F'16, S'17

F'10, S'11, F'11, S'12, F'12,

S'13, S'14

F'95, F'96, S'97

F'04, F'05, S'07, F'07

S'15, F'16

S'05, F'06, S'07, F'07, S'08,

F'08, S'09

S'98, S'99, F'00

S'03, F'03

F'09

F'03

F'12, F'13

S'06, F'06, S'07

F'05

F'14, S'15

F'96, F'97, F'98, S'99, S'00

S'99,

F'06, S'07, F'07, S'08, F'08,

S'09, F'09, S'10

F'09, S'10

S'06

S'06, F'06, F'07

F'07

S'99, S'00, F'00, S'01

F'95, S'96, F'96

F'95, F'96

S'13, F'13, S'14, F'14

F'95,

F'10, S'11

S'03, F'03, F'04

S'13, F'13, S'14, F'14, S'15

S'14

S'04

S'16

F'12

S'14

S'02, F'02, S'03

F'14, S'15

S'07

S'98

F'11, S'12

S'15, F'15, F'16, S'17

F'02, S'03, F'03, S'04

F'97

S'06, F'07

S'12, F'12, S'14, F'14

F'08, S'09, F'09, S'10, F'10,

S'11, F'11, S'12, F'12

F'08, S'09, F'09

F'13, F'14, S'15

S'96

F'07, S'08, S'09

F'98, F'99

S'98, F'98, S'99, S'00, F'00,

S'01

S'17

S'03, S'04, F'04, S'05, F'05,

S'06

F'16

F'06, S'07

S'10

S'99

S'96, S'97, S'98

F'02, S'03, F'03, S'04, F'04

S'96

F'09, S'10



Center Nick Romeo earned Syracuse Athletic Director's Honor Roll recognition all 10 semesters he was on campus.

Name, Pos.

Anthony Perkins, DL

Alryk Perry, LB

Ervin Phillips, RB/WR

Dalton Phillips, OL

Jake Pickard, DL

Marc Pilon, DL

Jeff Pilon, OL

Jonathan Plato, DB

Julian Pollard, DL

Antwaune Ponds, LB

Shelton Prescott, OL

Nick Provo, TE

Justin Pugh, OL

Shane Raupers, P

Nick Raven, QB

Sean Reali, P

David Rebar, OL

Brandon Reddish, DB

Matthew Reid, DB

Niko Rechul, K

Ludwig Reimmer, RB

Alex Ridore, RB

Sean Riley, WR

Andrew Robinson, QB

Nick Robinson, OL

Sam Rodgers, LS

Nick Romeo, OL

Michael Russnok, OL

Nick Santiago, DL

Kevin Sampson, OL

Kayton Samuels, DL

Rich Scanlon, LB

Matt Schena, WR

Chauncey Scissum, DB

Kevyn Scott, DB

Nico Scott, DB

O'Neil Scott, DB

Jamiel Seebadri, WR

Jeremy Sellers, RB

Airon Servais, OL

Patrick Shadle, K

Semester

F'07

F'14, S'15, F'15, S'16

S'15

S'08, F'08, S'09

F'16

S'95, S'96, F'96, F'97, F'98,

F'99

F'97, F'98, F'99,

S'03, F'03, S'04

S'03, F'03, F'04, S'05

S'97

S'96

S'09, S'11, F'11

F'10, S'12, F'12

F'11, S'12

S'10, F'10, S'11, F'11, S'12

F'95, S'96, F'96, S'97

S'96

S'13, S'14, F'14

S'09

S'06, F'06, S'07, F'07, S'08

S'97, F'97, S'98, F'98, S'99,

F'99

F'01, S'02, F'02, F'03

S'17

F'06, S'07, F'07, S'08, F'08,

S'09, F'09, S'10

S'15

F'11, S'12, F'12, S'13, F'13,

S'14, F'14

F'99, S'00, F'00, S'01, F'01,

S'02, F'02, S'03, F'03, S'04

S'96, S'97, F'97, S'98

S'08

F'99, S'00, S'03, F'03

S'15, F'15

F'99, S'00, S'01, F'01, S'02,

F'02, S'03, F'03

F'95, S'96

F'14, F'15, S'16, F'16

F'07, S'08, S'09, S'10, F'10,

S'11, F'11, S'12

F'08, S'09

S'01

F'04, S'05, S'06

F'05

S'17

F'05, S'06, F'06, S'08

Name, Pos.

Mike Shafer, P

Seamus Shanley, OL

Brandon Sharpe, DL

Dan Sheeran, WR

Alex Shor, TE

Modibo Sidibe, DB

Scott Sikand, OL

Donnie Simmons, DL

Kaseem Sinceno, TE

Damien Skop, OL

Chris Slayton, DL

Ryan Sloan, DL

Marquis Spruill, LB

Andre Smith, OL

Anthony Smith, DB

Clifton Smith, LB

Derrell Smith, RB/LB

Jake Smith, K

Kelvin Smith, LB

Taj Smith, WR

Jeremy Snyder, K



Rich Scanlon was voted Most Outstanding Defensive Player at the last Blue-Gray Football Classic in 2003.

COACHES

ALL-AMERICA GAME

Sponsored by the AFCA, the game pitted a team of East All-Stars versus a team of West All-Stars. The game was held from 1961 to 1976.

1961.....	Art Baker
.....	Tom Gilburg
.....	Bruce Tarbox
1962.....	Ernie Davis
.....	John Brown
.....	Ben Schwartzwalder ⁸
1963.....	John Mackey
.....	Walt Sweeney
1965.....	Jim Nance
1967.....	Gary Bugenhagen
.....	Floyd Little ¹
1968.....	Larry Csonka ²
1969.....	Art Thoms ¹³
1972.....	Dan Yochum
1976.....	Ray Preston ¹³

SENIOR BOWL

Perhaps the most prestigious all-star game, the Senior Bowl was first played in 1950 at the Gator Bowl in Jacksonville, Fla. Currently, it is held in Mobile, Ala., with the North facing the South.

1954.....	Bob Fleck
1958.....	Dick Lasse
1960.....	Gerhard Schwedes
.....	Bob Yates
.....	Maury Youmans
1961.....	Fred Mautino
.....	Bruce Tarbox
1963.....	Don King
.....	Walt Sweeney
1967.....	Jim Murphy
1968.....	Art Thoms
.....	Tony Kyasky
1971.....	Stan Walters
1973.....	Dave Lapham
1979.....	Art Monk
1980.....	Jim Collins
1981.....	Joe Morris
1982.....	Mike Charles
1984.....	Jaime Covington
.....	Jamie Kimmel

1986.....	Bob Brotzki
.....	Tim Green
1987.....	Scott Schwedes
1988.....	Paul Frase
.....	Ted Gregory ¹³
.....	Don McPherson
1989.....	Daryl Johnston
1991.....	John Flannery
1994.....	Marvin Graves
.....	Shelby Hill
.....	Kevin Mitchell
1995.....	Tony Jones
1997.....	Antonio Anderson
1998.....	Teubucky Jones
.....	Donovin Darius
1999.....	Donovan McNabb
.....	Kevin Johnson
.....	Rob Konrad
2000.....	Mark Baniewicz
.....	David Byrd
.....	Keith Bulluck
2001.....	Will Allen
.....	Morlon Greenwood
2002.....	PJ Alexander
.....	Dwight Freeney
2003.....	Clifton Smith
2004.....	Johnnie Morant
2005.....	Walter Reyes ¹³
.....	Adam Terry
2006.....	Anthony Smith
2007.....	Tanard Jackson
2009.....	Tony Fiametta
2013.....	Alec Lemon
.....	Ryan Nassib
.....	Justin Pugh
2016.....	Riley Dixon
2017.....	Amba Etta-Tawo ¹³

NORTH-SOUTH GAME BLUE-GRAY

1949.....	George Davis
1954.....	Paul Kernaklian
1957.....	Dick Lasse
.....	Ed Coffin
1960.....	Jim Lamey
.....	Bruce Tarbox
1962.....	Walt Sweeney
1963.....	Jim Mazurek
1967.....	Dennis Fitzgibbons
1969.....	John Cherundolo
1970.....	George Jakowenko
.....	Rick Kokosky
1973.....	Dave Lapham

COLLEGE ALL-STAR FOOTBALL CLASSIC

Played annually in Chicago from 1934 to 1976 (except for 1974), the game matched a team of college all-stars against the reigning NFL/Super Bowl champion.

1935.....	James Steen
1957.....	Jim Brown
.....	Jim Ridlon
1959.....	Ron Luciano
1960.....	Roger Davis
.....	Maury Youmans
1961.....	Art Baker
.....	Bruce Tarbox
1962.....	Ernie Davis
1963.....	John Mackey
.....	Walt Sweeney
1966.....	Pat Killorin
1967.....	Floyd Little
1968.....	Larry Csonka ²
1969.....	Art Thoms ¹³
1972.....	Tommy Myers
.....	Dan Yochum
1973.....	Joe Ehrmann ¹³

JAPAN BOWL

Held from 1976 to 1993, the Japan Bowl showcased a team of East All-Stars versus a team of West All-Stars. From 1976-79, and again from 1992-93, the game was played in Tokyo. It was held in Yokohama from 1980-91.

1976.....	Ray Preston
1988.....	Pat Kelly
.....	Don McPherson
.....	Tim Vesling
1989.....	Robert Drummond ²
.....	Chris Ingram
1990.....	Blake Bednarz
1991.....	Rob Thomson
.....	Brian LeBaron
1992.....	George Rooks
1993.....	Paul Pasqualoni ⁸
.....	Qadry Ismail
.....	David Walker
.....	Terrence Wisdom
.....	Glen Young

CANADIAN ALL-AMERICAN GAME

1977.....	Ken Clarke
-----------	------------

FOOTBALL CLASSIC

Usually played on Christmas Day in Montgomery, Ala., the game pitted a team of all-stars from the former Confederate states (Grays) against all-stars from Northern schools (Blues). Except for 2002, the game was contested annually from 1939 to 2003.

1942.....	Dick Weber
1945.....	Bob Ferri
1947.....	Edward Dolan
.....	Gene Schmidt
1953.....	Les McClelland
.....	Bob Leberman
1955.....	Ed Albright
1960.....	Ben Schwartzwalder ⁹
.....	Al Bemiller
1961.....	Ben Schwartzwalder ⁹
.....	Dick Fiedler
.....	Bob Stem
.....	Dave Sarrette
.....	Dick Easterly ³
1963.....	Bill Schoonover ⁵
.....	Len Slaby
1965.....	Howard McCard
1967.....	Jim Murphy
1968.....	Ben Schwartzwalder ⁹
.....	Gerry Beach
.....	Cliff Ensley
1969.....	Don Dorr
.....	Dave McCard
1971.....	Doug Auld
.....	Stan Walters
1972.....	Marty Januszkievicz
1977.....	Richard Rosen
1979.....	Bill Hurley ²
.....	Art Monk
.....	Craig Wolfley
1980.....	Jim Collins ¹³
1981.....	Joe Morris ²
1983.....	Blaise Winter
1984.....	Jaime Covington ¹³
1985.....	Don McAulay
1987.....	Jim Fox
.....	Scott Schwedes
1994.....	Ernie Brown
.....	Marcus Lee
.....	Terry Richardson
1995.....	Bryce Bevell
2001.....	Paul Pasqualoni ¹⁰
.....	Eric Downing
.....	Morlon Greenwood ⁴
2003.....	Rich Scanlon ⁴
.....	Christain Ferrara
.....	Nick Romeo

EAST-WEST SHRINE GAME

The longest-running college football all-star game, the East-West Shrine Game was first played in 1925. It is sponsored by the Nobles of the Mystic Shrine. Proceeds go to the Shriner's Children's Hospital.

1930.....	Milford Berner
1932.....	George Ellert
1935.....	James Steen
1936.....	Ed Jontos
1941.....	Bill Grossman ¹³
1942.....	Ken Beehner
1946.....	Angelo Acoella
.....	Roger Robinson
1947.....	Joseph Watt
1954.....	Bob Fleck
.....	Ted Kukowski
.....	Pat Stark
1955.....	Ray Perkins
1960.....	Tom Gilburg
1961.....	Ernie Davis
1962.....	John Mackey
.....	Dave Meggyesy
1963.....	Ben Schwartzwalder ⁸
.....	Ed Conti
1965.....	Ben Schwartzwalder ⁸
.....	Charley Brown
.....	Harris Elliott
.....	Pat Killorin
1967.....	Larry Csonka
1968.....	Art Thoms
.....	Tony Kyasky
1969.....	John Protz
.....	Bill Maddox
1970.....	Ray White
1971.....	Tommy Myers
1972.....	Joe Ehrmann
1973.....	Dave Lapham
1975.....	Ray Preston
1977.....	Larry King ¹³
1978.....	Dave Jacobs
1979.....	Frank Maloney ⁸
.....	Bill Hurley
.....	Art Monk
1980.....	Jim Collins
1981.....	Joe Morris
1982.....	Mike Charles
1986.....	Dick MacPherson ⁸
.....	Doug Marrone
.....	Mike Siano
1987.....	Scott Schwedes
1988.....	Don McPherson
.....	Pat Kelly
1989.....	Daryl Johnston
.....	Markus Paul
1990.....	Rob Burnett
.....	Terry Wooden
1991.....	Dick MacPherson ⁸
.....	John Flannery
.....	Rob Thomson ⁴
1993.....	Qadry Ismail
1994.....	Paul Pasqualoni ⁸
.....	Pat O'Neill
1995.....	Kevin Mason
.....	Dave Wohlabaugh
1996.....	Paul Pasqualoni ⁷
.....	Marvin Harrison ¹³
1997.....	Kevin Abrams
.....	Antonio Anderson ¹³
1999.....	Paul Pasqualoni ⁸
.....	Jim Turner
.....	Roland Williams
2000.....	Quinton Spotwood
2001.....	Duke Pettijohn
2002.....	Quentin Harris
.....	Kyle Johnson
.....	Sean O'Connor
2004.....	Christain Ferrara
2005.....	Diamond Ferri
.....	Adam Terry ¹³

2006.....	James Wyche ⁴
2007.....	Kelvin Smith
2009.....	Ryan Durand
2011.....	Delone Carter ⁶
.....	Ryan Bartholomew
.....	Doug Hogue
2013.....	Shamarko Thomas
2014.....	Jay Bromley
2015.....	Sean Hickey
2016.....	Riley Dixon ¹³

HULA BOWL

The Hula Bowl was established by Paul Stupin and played each year from 1947 to 2008 in Hawaii. The game featured an East versus West format and was most frequently held at Aloha Stadium in Honolulu.

1961.....	Art Baker
1962.....	John Brown
.....	Ernie Davis
1963.....	John Mackey
1964.....	Dick Bowman
1966.....	Pat Killorin
1967.....	Gary Bugenhagen
.....	Floyd Little
1968.....	Larry Csonka ³
.....	Rick Cassata
1969.....	Ben Schwartzwalder ¹²
.....	Art Thoms
.....	Tony Kyasky
1970.....	John Cherundolo
1971.....	Ray White
1972.....	Tommy Myers
1973.....	Ben Schwartzwalder ¹²
.....	Joe Ehrmann
1974.....	Dave Lapham
1976.....	Ray Preston
1985.....	Ron Hobby
1986.....	Tim Green
1988.....	Ted Gregory
.....	Don McPherson ¹³
1990.....	Terry Wooden
1993.....	Chris Gedney
.....	David Walker ¹³
.....	Glen Young ¹³
1995.....	Dan Conley
.....	Dave Wohlabaugh
1996.....	Marvin Harrison
1997.....	Sean Real ¹³
.....	Nate Hemsley ¹³
.....	Kevin Abrams ¹³
1998.....	Paul Pasqualoni ¹²
2000.....	Stephen Brominski
.....	Quinton Spotwood
2002.....	Maurice Jackson
2008.....	Joe Fields

GRIDIRON CLASSIC

Played from 1999 to 2009, it was initially an all-star game with a team representing Florida squaring off against a team representing the rest of the United States. In 2004 and 2005 the game went to a North versus South format. From 2006-09, it featured FCS teams from the Pioneer Football League and Northeast Conference.

1999.....	Phil Nash
.....	Scott Kiernan
2000.....	Jeff Pilon
.....	Nate Trout
2001.....	Dee Brown
2002.....	Willie Ford
.....	James Mungro
2003.....	Chris Davis
.....	Will Hunter
2004.....	Nick Romeo
2005.....	Matt Tarullo



Paul Pasqualoni served as the head coach of the East in the 1996 East-West Shrine Game.

AMERICAN BOWL

North versus South all-star game held in Tampa, Fla. and sponsored by the Lions Club. Discontinued in 1976.

1971.....	Tony Gabriel
1972.....	Ben Schwartzwalder ¹¹
.....	Ray Jarosz
1973.....	Ben Schwartzwalder ¹¹
.....	Ken Sawyer
1975.....	Keith Moody
1976.....	Tim Moresco

LAS VEGAS

ALL-AMERICAN CLASSIC

Formerly known as the Paradise Bowl and later as the North-South All-American Game, the Las Vegas All-American Classic was held from 2002 to 2006.

2006.....	Quinn Ojinnaka
-----------	----------------

NFLPA COLLEGIATE BOWL

Founded in 2012 by the National Football League Players Association, the game is held yearly in Carson, Calif. for draft-eligible seniors. The participants are divided into two teams – American and National.

2012.....	Antwon Bailey
.....	Phillip Thomas
2013.....	Deon Goggins
2014.....	Marquis Spruill
2015.....	Prince-Tyson Gully
.....	Cameron Lynch

COLLEGE GRIDIRON SHOWCASE

Designed to provide exposure and education for top college football seniors through practices and a controlled scrimmage. First held in 2015.

2015.....	Dyshawn Davis
2017.....	De'Jon Wilson

MEDAL OF HONOR BOWL

In 2014 and 2015, the Medal of Honor Bowl was an all-star game that pitted the American team against the National team.

2015.....	Prince-Tyson Gully
-----------	--------------------

KEY:

- 1 - Recipient of the East's Ernie Davis Memorial Award
- 2 - Most Outstanding Player
- 3 - Most Outstanding Back
- 4 - Most Outstanding Defensive Player
- 5 - Most Outstanding Defensive Lineman
- 6 - Offensive MVP
- 7 - Head coach for the East
- 8 - Assistant coach for the East
- 9 - Head coach for the Blue
- 10 - Defensive coach for the Blue
- 11 - Assistant coach for the North
- 12 - Assistant coach
- 13 - Invited, but did not participate



Before leading the New York Giants to two Super Bowl championships, Syracuse alum Tom Coughlin was an Orange assistant coach.

Name	Position, Years	Name	Position, Years	Name	Position, Years
Acosta, Bobby	Wide Receivers/Recruiting Coord., 2015	Brumbaugh, Jimmy	Defensive Tackles, 2011	Drayton, Stan	Running Backs, 2009
Adam, Joe	Tight Ends, 2014		Defensive Line, 2010	Dunlap, Steve	Defensive Coordinator, 2004
Addazio, Steve	Offensive Line, 2014-15	Bullough, Chuck	Defensive Coordinator, 2013-15		Assistant Head Coach, 2002-03
	Offensive Line, 1997-98	Bush, Steve	Quarterbacks, 2001-04		Linebackers, 2001-04
Adkins, Greg	Tight Ends/Offensive Line Asst. 1995-96		Defensive Backs, 2000	Dwyer, Pete	Field Coach, 1930
Andreas, Lew	Offensive Line/Recruiting Coord., 2009-12	Cadigan, R.E.	Assistant Coach, 1911	Dye, Lester	Freshman Coach, 1949-58
Angelo, Gerald	Head Coach, 1927-29	Campbell, Erik	Running Backs, 1994	Earley, Phil	Quarterbacks, 2006-08
	Defensive Ends, 1975-76, 1979	Campo, Dave	Defensive Backs, 1985-86	Edsall, Randy	Secondary 1987-90
	Defensive Line, 1977-78		Secondary, 1984		Recruiting Coordinator, 1983-86, 1989-90
Angelo, Lou	Defensive Ends, 1978	Carr, Harlan	Assistant Coach, 1932-36		Running Backs, 1985-86
Anselmo, John	Assistant Head Coach, 2012	Casullo, Bob	Assistant Head Coach/Special Teams		Tight Ends/Special Teams, 1984
	Asst. Head Coach/Linebackers, 2011		Coordinator/Tight Ends, 2009-10		Offensive Backfield, 1983
	Secondary, 2009-10		Tight Ends/Special Teams Coord., 1991-94		Part-time Assistant, 1982
Applewhite, Major	Quarterbacks, 2005		Tackles, 1991	Elizondo, Jamie	Wide Receivers, 2009
Aubry, Marty	Guards/Centers, 1974-76		Running Backs, 1989-90	Elmassian, Phil	Defensive Backs, 1991-92
Austin, Teryl	Defensive Backs, 1996-98		Recruiting/Personnel Coordinator, 1987-88	Emanuel, Gary	Defensive Line, 1991-93
Azzinaro, Jerry	Defensive Line, 2001-2003		Administrative Assistant, 1986	Eschenfelder, Bill	Assistant Freshman Coach, 1949-56
	Recruiting Coordinator, 2000-2003	Conaster, Ken	Offensive Line/Run Game, 1981-83		Freshman Coach, 1947-48
	Defensive Ends, 1999-2000	Conley, Dan	Linebackers, 2008-11		Backfield Coach, 1946
Babers, Dino	Head Coach, 2016-present	Coughlin, Tom	Offensive Coordinator, 1978-80	Evashevski, Forest	Receivers, 1980-90
Bach, Joe	Assistant Coach, 1926		Offensive Backs, 1975-77, 1979	Fears, Ivan	Pass Offense, 1985-86
Baker, Kenneth	Linebackers/Ends, 1980		Assistant Freshman Coach, 1968	Ferri, Reno	Tight Ends, 2016-present
	Outside Linebackers, 1979	Coyle, Kevin	Secondary, 1993	Fisher, W.C.	Assistant Coach, 1909
Barker, Clyde	Assistant Coach, 1949-50		Defensive Coordinator, 1991-93	Fitzgerald, Dennis	Defensive Coordinator, 1979-80
Battershell, Carl	Offensive Line, 1977-79		Inside Linebackers, 1991-92		Linebackers, 1978-79
Baysinger, Harold	Assistant Coach, 1929	Cramer, Arthur	Backfield, 1947-48	Fogarty, Daniel	Defensive Backs, 1970-72
Baysinger, Reaves	Head Coach, 1947-48		Freshman Coach, 1941-42		Linebackers, 1967-69
	Freshman Coach, 1935, 1941-42, 1946	Cross, Tim	Defensive Line, 2005-06	Fogg, Preston D.	Assistant Coach, 1912
	Line Coach, 1929, 1932, 1934, 1944	Cummings, C.D.	Head Coach, 1911-12	Fryzel, Dennis	Defensive Coordinator/Linebackers, 1977
Bell, William	Offensive Backs, 1951-68	Dailey, Ted	Defensive Line, 1952-68, 1970-73	Galbraith, William	Head Coach, 1891
Blackney, Gary	Defensive Backs, 1981-83		Defensive Backfield, 1949-51	Gaugherty, Hugh	Assistant Coach, 1946
Boelter, William	Backfield, 1938-42, 1944-45	Daoust, Tim	Assistant Head Coach/Defensive Line/	Gerber, Norm	Defensive Coord., 1984-90, 1994-97
Bond, George H.	Head Coach, 1892, 1894		Special Teams Coordinator, 2013-15		Linebackers, 1997
Boniti, Chuck	Assistant Coach, 1973		Defensive Line, 2012		Inside Linebackers, 1994-96
Brooks, Clarence	Defensive Line, 1987-88	Dean, Irving	Defensive Ends, 2011		Defensive Coach, 1981-83
	Linebackers, 1981-82, 1984-86	DeLeone, George	Assistant Coach, 1949-50	Goldman, Dennis	Wide Receivers, 1991-94, 2000-04
	Outside Linebackers, 1983		Associate Head Coach/		Tight Ends/Special Teams Coord., 1999
	Special Teams, 1983		Offensive Line, 1998-2004	Goodfellow, Jim	Assistant Head Coach, 1977-80
Brown, Ancil D.	Co-Head Coach, 1903		Offensive Coordinator, 1987-96, 1998-2003		Offensive Line, 1977-79
Browning, Mitch	Offensive Coordinator/Tackles/		Offensive Line, 1985-88, 1990, 1994-96		Defensive Coord./Linebackers, 1974-76
	Tight Ends, 2008		Run Game/Option Series, 1985-87	Griffin, Bob	Wide Receivers, 1995-98
		Dorr, Don	Assistant Coach, 1973	Hackett, Nathaniel	Offensive Coord./Quarterbacks/
					Tight Ends, 2011-12
					Quarterbacks/Passing Game, 2010

Name	Position, Years
Hanson, Vic	Head Coach, 1930-36
Hart, Mike	Running Backs, 2016
Henderson, Donnie	Secondary, 2012
Henderson, Harvey	Assistant Coach, 1912
Henderson, M.N.	Assistant Coach, 1918
Heer, Charles	Assistant Coach, 1939
Hofher, Jim	Quarterbacks, 2000
	Running Backs/Special Teams, 1987-88
Hollenback, W.M.	Head Coach, 1916
Hoople, Bob	Assistant Coach, 1926
Hoople, C. Howard	Assistant Coach, 1923
Horr, Marquis (Bill)	Assistant Coach, 1920, 1921-22
	Line Coach, 1917-18, 1921-22
	Assistant Coach, 1915-16
Hutchins, Charles P.	Head Coach, 1904-05
Jackson, Derrick	Defensive Line, 2007, 2009
	Co-Defensive Coordinator/
	Defensive Line, 2008
Johnson, Phillip	Freshman Coach, 1947-48
Jones, Carlmon	Assistant, 1971-73
	Assistant Freshman Coach, 1970
Jones, Howard H.	Head Coach, 1908
Jones, T.A. Dwight	Head Coach, 1909-10
Jontos, Edward	Assistant Coach, 1936
Kallet, A. Harry	Assistant Coach, 1926
Kaufman, Tom	Special Teams Coord./Linebackers, 2016
Kelly, Kevin	Defensive Backs, 1999
	Graduate Assistant, 1986-87
Krivak, Joe	Receivers, 1969-73
Lannon, Robert	Ends, 1938-42, 1944-45
Lea, Clark	Linebackers, 2013-15
Lester, Tim	Offensive Coord./Quarterbacks, 2015
	Quarterbacks/Recruiting Coord., 2014
	Quarterbacks, 2013
Lewis, Sean	Co-Offensive Coordinator/
	Quarterbacks, 2016-present
Levy, Harvey	Line Coach, 1934-36
Littlejohn, R. Todd	Cornerbacks/Secondary, 2004
	Cornerbacks, 2003
Lustig, Justin	Special Teams Coordinator/
	Running Backs, 2017-present
Lynch, Mike	Co-Offensive Coordinator/
	Offensive Line, 2016-present
MacPherson, Dick	Head Coach, 1981-90
Mahle, Wally	Defensive Backs, 1973
	Freshman Coach, 1972
Maloney, Frank	Head Coach, 1974-80
Marrone, Doug	Head Coach, 2009-12
Maxwell, Bill	Assistant Head Coach/
	Quarterbacks, 1987-90
	Offensive Moderator, 1986
	Offensive Backs, 1984
	Quarterbacks, 1983, 1985
	Offensive Coach, 1981-82
McCloud, Kim	Assistant Head Coach/
	Wide Receivers, 2016-present
McDonald, George	Associate Head Coach/Offensive
	Coordinator, 2013-14
Meehan, John F.	Head Coach, 1920-24
	Field Coach, 1919
Meredith, Paul	Assistant Coach, 1949
Mitchell, David	Running Backs, 1991-93
Monroe, Nick	Secondary, 2016-present
Moore, Rob	Wide Receivers, 2010-13
Moore, Thurmond	Defensive Tackles, 1999-2000
Moreland, Jake	Tight Ends/Tackles, 2015
Morrison, Steve	Linebackers, 2012
Munn, Clarence L.	Head Coach, 1946
Newton, Lewis	Line Coach, 1947-48
Nolan, James	JV Coach, 1941
O'Leary, George	Assistant Head Coach, 1985-86
	Defensive Line, 1980-86
O'Neill, Frank J.	Head Coach, 1906-07, 1913-15, 1917-19
	Assistant Coach, 1936
	Defensive Line, 1995-97
Orgeron, Ed	Offensive Backs, 1973
Paolisso, Paul	Offensive Coordinator/Tight Ends, 2005
Pariani, Brian	Secondary, 1980
Pariseau, Mike	Co-Head Coach, 1903
Parish, Jason B.	Head Coach, 1991-2004
Pasqualoni, Paul	Linebackers, 1987-90
Patten, H.A.	Assistant Coach, 1910



In addition to serving as Syracuse's head lacrosse and boxing coach, Roy Simmons Sr. was a member of the football staff for more than 40 years.

Name	Position, Years
Perles, Pat	Offensive Line, 2013
Pires, Glenn	Defensive Line, 1990, 1994
	Outside Linebackers, 1991-93
	Assistant Recruiting Coordinator, 1989
	Graduate Assistant, 1983-85
Pirro, Rocco	Offensive Line, 1952-73
Pollard, Deek	Rushmen Defensive Line, 1998
Probst, Rudy	Line Coach, 1914
Redington, George O.	Head Coach, 1895-96
Reed, Fred	Defensive Backs, 2013-15
Reid, Jim	Defensive Line, 2004
Reynolds, C.W.P.	Head Coach, 1925-26
	Field Coach, 1917-18
Reynolds, Vinson	Defensive Line, 2016
	Defensive Tackles, 2017-present
Ridlon, Jim	Defensive Backs, 1967-68;
	Asst. Defensive Backfield Coach, 1965-66
Rippon, Chris	Assistant Head Coach/Special Teams
	Coordinator/Safeties, 2004
	Safeties, 2003
	Special Teams Coordinator, 1995-98
	Defensive Coordinator, 1999-2003
	Linebackers, 1998-2000
	Outside Linebackers, 1994-97
	Inside Linebackers, 1993
Robertson, Harry	Assistant Coach, 1923
Robinson, Desmond	Assistant AD/Operations, 2007-08
	Running Backs, 2005-06
Robinson, Greg	Head Coach, 2005-08
Rogers, Kevin	Offensive Coordinator, 1997-98
	Assistant Head Coach, 1995-97
	Quarterbacks, 1991-97
Rowland, John (Bo)	Assistant Coach, 1935
Rudgers, Jim	Offensive Line, 1980
Russ, Steve	Defensive Coord./Linebackers, 2007
	Linebackers, 2005-06
Saban, Nick	Defensive Ends, 1977
Salgado, Jim	Cornerbacks/Secondary, 2005-08
Sandahl, Al	Quarterback/Pass Offense, 1984
Schottenheimer, Brian	Wide Receivers, 1999
Schudel, Paul	Offensive Tackles/Tight Ends, 1974
Schwartzwalder, Ben	Head Coach, 1949-73
Schwarzer, Joseph	Field Coach, 1921-23
	Assistant Coach, 1920
Seketa, John	Freshman Coach, 1973
	Assistant Freshman Coach, 1967-72
Shafer, Scott	Head Coach, 2013-15
	Defensive Coordinator, 2009-10, 2012
	Defensive Coordinator/Secondary, 2011

Name	Position, Years
Shreve, James	Offensive Backs, 1969-72
	Freshman Coach, 1959-68
Simon, William	JV Coach, 1947-48
Simmons, Ralph	Line Coach, 1947-48
Simmons Sr., Roy	Scout, 1967-1969
	Defensive Backfield, 1947-66
	Assistant Coach, 1946
	Freshman Coach, 1941
	Assistant Coach, 1925-41
Smith, DeAndre	Running Backs, 2013-15
Solem, Ossie	Head Coach, 1937-42, 1944-45
Solomon, Rich	Wide Receivers, 1979
Spence, Rob	Offensive Coordinator, 2009
Spencer, Bill	Receivers, 1974-78
Spencer, Scott	Safeties/Nickelbacks, 2005-08
Stanard, Steve	Defensive Ends, 2017-present
Stein, A.H.	Assistant Coach, 1909
Stewart, Brian	Defensive Backs, 2001
Stimson, James P.	Assistant Coach, 1908
Stoutland, Jeff	Offensive Line, 1999
	Recruiting Coordinator, 1997-99
	Tight Ends/Tackles, 1997-98
	Graduate Assistant, 1986-87
Sutton, Robert	Defensive Ends, 1974
Sweetland, Edwin R.	Head Coach, 1900-02
Szabo, Steve	Interior Defensive Line, 1974-76
Szombathy, Joe	Defensive Ends/Linebackers, 1969-73
	Ends, 1959-68
	Assistant Coach, 1957-58
	Ends, 1946
Taylor, Lawrence	Running Backs, 2007-08
Trivers, Randy	Offensive Backs, 1981-82
Tressel, Jim	Assistant Coach, 1909
Turner, L.H.	Assistant Coach, 1906
Turner, Leigh	Tackles, 1987-88, 1990
Uyrus, Dave	Tight Ends/Special Teams, 1985-90
	Administrative Assistant, 1984
	Offensive Line, 1983
	Part-time Assistant, 1982
Wade, Frank E.	Head Coach, 1897-99
Walker, David	Running Backs, 1995-2004
Walton, Tim	Defensive Backs, 2002
Ward, Brian	Defensive Coordinator, 2016
	Defensive Coordinator/
	Linebackers, 2017-present
	Head Coach, 1892
Wells, Jordan C.	Secondary, 1994-95
West, Charlie	Offensive Coord./Tight Ends, 2006-07
White, Brian	Wide Receivers, 2005-08
White, Chris	Recruiting Coordinator, 2004-08
	Tight Ends, 2000-04
	Special Teams Coordinator, 2000-03,
	Graduate Assistant, 1990-92
Wheatley, Tyrone	Running Backs, 2010-12
Wickerman, Russ	Offensive Tackles/Tight Ends, 1975-76
Wiesehan, Chris	Guards/Centers, 2008
	Offensive Line, 2007
Wilkinson, Bud	Line Coach, 1938-41
Winnick, Charles	Assistant Coach, 1929
Winston, Bobby	Head Coach, 1889-1890
Wise, Tony	Offensive Line, 1984
Wylie, Bob	Offensive Line, 2005-06
Wycoff, Lyn B.	Assistant Coach, 1907
Zuccarelli, David	Secondary, 1974-79

NOTE

Compilation includes full-time coaches only.

A • A • A

Abbott, Lafayette	1919-20
Abdo, Nicholas	1944-45-46-47
Abraham, Byron	1985-87
Abrams, Kevin R.	1994-95-96
Abrams, Prentice D.	1931
Acchione, Garry	1978-80
Acchione, Michael K.	2011
Ackley, Edward H.	1955-56
Ackley, Erie L.	1904 (Mgr.)
Ackley, Willard D.	1918-19
Accocella, Angelo A.	1944-45-46-47
Adamcik, Christopher P.	1995
Adams, Evan E.	2016
Adams, Kyle M.	1992-93
Adams, Raymond	1948-49
Adams, Robert B.	1894-95-96
Aebisher, Louis J.	1935
Ahern, Timothy P.	1975-77
Ahern, Ryan J.	2010
Aikens, Lawrence M.	1928-29
Akano, John	1996 (Mgr.)
Albanese, Vannie M.	1934-35-36-37
Albrecht, Lucas	2015
Albright, Edward M.	1953-54-55
Albstein, Arthur M.	1975-76 (Mgr.)
Alexander, Joseph A.	1917-18-19-20
Alexander, Louiszell K.	2012
Alexander, Patrick J.	1998-99-2000-01
Alexander, Samuel W.	1952-53-54
Alford, Lynwood	1985
Alger, Doug	1944-45
Alkoff, Louis	1934
Allen, Andrew	2013
Allen, Edward B.	1965-66
Allen, Gerald T.	1982-83-84
Allen, Gregory	1969-72
Allen, Oley O.	1966-67
Allen, Philip H.	1937-38-39
Allen, Will D.	1997-98-99-2000
Allgood, R. Lonnie	1973-74-75
Aloise, Richard J.	1956-57
Allport, Ian M.	2011
Alther, Ernest	1942
Althouse, Donald H.	1952-55-56
Ameen-Moore, Adonis	2011-12-13-14
Andelman, Edward J.	1948-49 (Mgr.)
Anderson, Antonio K.	1993-94-95-96
Anderson, Gary	1978-79-80-81
Anderson, Harry D.	1905-08-09
Anderson, James E.	1957-58-59
Anderson, R/Shard T.	2009-11-12-13
Anderson, Rich F.	1956-58
Anderson, Robin D.	2000-01-02-03
Anderson, Willard	1920-21-22
Andreas, Lewis P.	1919-20
Anene, Jideofor D.	2012
Ansley, Ernest C.	1911
Anthony, Eric J.	2014-15-16
Anyagbunam, Daniel	2013
Appelhof, David W.	1957-58-59
Applebee, John	2011 (Mgr.)
Arcade, Joseph D.	1964
Archer, David W.	1961-63-64
Archis, Lawrence J.	1975-76-77-78
Archoska, Julius	1924-25-26
Arciniega, Lucas R.	2013-15
Aritz, Nick	1996 (Mgr.)
Arkelipane, Robert J.	1977-78-79-80
Armour, Sidney L.	1989-90
Armstrong, Andrew J.	2016
Armstrong, R.M.	1913
Arnold, Paul W.	1895
Arrington, Josh D.	2007
Atkinson, Jamar	2005-06
Ascherman, Ernest	1941
Atwater, David H.	1897-1900
Atwater, John C.	1926
Auld, Douglas C.	1970-71
Austin, Eugene C.	1950
Avant, Sean L.	2014-15-16
Avery, George S.	1893-94-95
Avery, Robert H.	1974-75-76-77
Ayling, James A.	1910-11-12

B • B • B

Babbitt, Grover C.	1913
Babcock, Bruce	1978-79-80
Baccile, Nicholas J.	1956
Bachman, John H.	1923 (Mgr.)
Bagley, Richard W.	1947-48-49
Bailey, Antwon B.	2008-09-10-11
Bailey, Daniel	2008
Bailey, Edward	1954-56
Baker, Arthur L.	1958-59-60



Joe Burton lettered for the Orange from 1999 through 2001. He was a three-year starter on the offensive line.

Baker, Barry L.	2002	Bell, William G.	1985	Boynton, Laurence W.	1972-73
Baker, David L.	1957-58-60	Bell, Kyle D.	2007	Brace, Donald B.	1961
Baker, Gerald	1938	Bellamy, Victor	1982-83-84	Bradshaw, Johayward D. (Scoop)	2016
Baldwin, Donald	1926	Belton, Keith D.	2002-03	Brandstadt, Fred E.	1958
Ball, Torrey J.	2009-10-11	Bemiller, Albert D.	1958-59-60	Brane, DeForest	1902-03
Balmer, Lester	1937-38-39	Benecick, Alexander G.	1956-57-58	Braney, Joseph P.	1915
Bancroft, Robert N.	1967-68-69	Benecick, William S.	1965-66	Brannen, Gary P.	1993
Barber, Collin A.	1938-39-40	Benedict, Harry L.	1891	Brazel, George	1960
Baniewicz, Mark J.	1997-98-99	Bennett, James B.	1961	Brennan, James J.	1975-76
Banks, M. Beal	1905-06-07-08	Bennett, Michael J.	1998-99	Brennan, Joseph T.	1973-74
Banks, Vernon D.	1998-99	Bennett, Parris D.	2014-15-16	Brenneman, Neil E.	1951-52-53
Barber, Collin A.	2001-02-03-04	Benson, Andrew K.	2000	Brickman, Herman	1916-17
Barbuti, Raymond J.	1925-26-27	Benzel, Thomas F.	1962	Bright, Michael J.	1972-73-74
Barclay, Robert J.	1969 (Mgr.)	Bernabei, Andrew	1996 (Mgr.)	Brill, James N.	1954-55
Barker, John M.	2005-07	Berger, Eugene	1939-40-41	Brinkley, Curtis L.	2005-06-07-08
Barker, Kevin M.	1989-90-91	Bergoffen, William W.	1929	Brinson, Andre J.	2001
Bartholomew, Lawrence	1963	Bernard, Michael E.	1988-89-90	Brokaw, Peter A.	1959-60-61
Barlette, Robert	1972-73	Berner, Milford C.	1928-29-30	Brominski, Stephen E.	1996-97-98-99
Barlow, J. Brad	1985	Berthold, Paul	1940-41-42	Bromley, Jayson C.	2010-11-12-13
Barnes, Christopher	1985-86-87	Bethmann, Mark	1981	Brooks, Cory A.	2005
Barnes, Jamie	1982	Bevill, Bryce K.	1992-93-94	Brooks, David B.	1981
Barowski, Sean M.	1989	Beyer, Richard	1950-51-52	Brooks, E. Hawley	1915 (Mgr.)
Barradas, George	1945-46	Bidlack, Richard A.	1967-68	Brophy, J. Henry	1927-28-29
Barry, Herbert H.	1906-08-09	Biggs, Carl S.	1923-24-25	Brotzki, Robert	1982-83-84-85
Barsha, John M.	1916-17-18-19	Bill, Michael	1955-56-57	Browchuck, Andrew	1950-51
Bartholomew, James	1994 (Mgr.)	Bingham, Craig	1978-79-80-81	Brown, Anthony J.	2005-06-07-08
Bartholomew, Ryan F.	2008-09-10	Bisgood, Byron T.	1909 (Mgr.)	Brown, Alban S.	1987-88-89
Bartlett, Ronald A.	1957-58-59	Bisik, Louis J.	1927	Brown, Ancil D.	1900-01-02
Barton, Neil	1976-77	Biskup, John H.	1989-90-91-92	Brown, Sr., C.C.	1894
Bary, Ousmane S.	1989-90-92	Blodgett, A. Burr	1937 (Mgr.)	Brown, Charles E.	1963-64-65
Baselice, Jonathan B.	2006	Blake, William H.	1928-29	Brown, Dadrian L.	1997-98-99-2000
Bastable, S. Jeffrey	1968 (Mgr.)	Blatt, Dennis A.	1972-73-74	Brown, Drew	2015 (Mgr.)
Batter, George	1924	Blazek, John	1936 (Mgr.)	Brown, Edward J.	1912
Battles, Chad A.	2008-09-10	Bletsch, Gary	1968-69-70	Brown, Ernest D.	1991-92-93
Bauer, Paul W.	1990	Blodgett, A. Burr	1937 (Mgr.)	Brown, Eugene	2005
Baughner, Eirie D.	1971	Blue, Daniel M.	1903	Brown, G. Edwin	1915-16-17
Baumbach, Aaron A.	2007-08-09	Boatman, Cory M.	2009-10-11	Brown, George D.	1946-47-48-49
Bavaro, David A.	1986-87-88-89	Bodine, George H.	1970-71	Brown, James	1934-35-36
Bayley, John M.	1924-25-26	Bogorian, Ike	1979-80-81	Brown, James N.	1954-55-56
Baylock, Victor	1935-36-37	Boghannon, Kenneth E.	1970-71	Brown, Jerry	1947
Bayles, Eugene	1950	Bokel, Christopher P.	2000	Brown, John C.	1959-60-61
Baysinger, Harold W.	1927	Boland, Earl F.	1902-03	Brown, Matthew	1915-16-17
Baysinger, Reaves S.	1921-22-23	Bond, George H.	1891-93-94	Brown, Michael A.	1995-96
Baysinger, Jr., Reaves S.	1944	Bond, Steven J.	1986	Brown, Raymond	1938 (Mgr.)
Bazar, William	1942	Boniti, Charles A.	1970-71-72	Brown, Quinton D.	2004-05-07
Bazile, Wilky	1992-93-94	Bongstead, DeForest H.	1896	Brown, William	1955-56
Beach, Gerald J.	1966-67-68	Borgognoni, Charles A.	1974 (Mgr.)	Brown, William R.	1974-75-76
Beaudoin, Mathieu	1998	Borton, Robert H.	1929	Broyld, Ashton M.	2012-13-14
Beauregard, Joseph E.	1970	Bouchard, David	2007	Bruckner, Nick	1982
Bechara, Charles M.	1977-78	Bouchard, John	1944-45	Bruett, James M.	1936-37-38
Beckom, Jon	1961	Bouthiller, Fernand	1937-39	Brunner, Raymond A.	1938 (Mgr.)
Bedle, J.J. M.	2005	Bowen, Cory	1996-97-98-99	Bryant, Christopher	1994
Bednarz, Blake K.	1986-87-88-89	Bowers, Edward E.	1958-59	Bucci, Michael J.	1992
Bednash, John	1985	Bowman, Brandon	2001	Bucey, Daniel H.	1987-88-89
Belcastro, Peter	1996 (Mgr.)	Bowman, Chester	1922-23-24	Buchsbaum, Lee M.	1944-47-48-49
Beehner, Kenneth	1939-40-41	Bowman, Richard B.	1961-62-63	Buchwald, Clarence	1935-36
Belcher, Harry B.	1904	Boyer, David A.	1970-71	Buda, Christopher J.	2003
Bell, Arthur	1946 (Mgr.)	Boyer, Nathan P.	1975	Bugenhagen, Gary A.	1965-66

Bulicz, John J.	1966-67-68
Bull, Charles J.	1992
Bullard, Donald H.	1965-66-67
Bullock, William	1942
Bulluck, Keith, J.	1996-97-98-99
Burch, Earl G.	1891
Burke, Edwin	1938-39
Burke, Traven	2013-14
Burlingame, Menzo	1889
Burnell, Brian	1978
Burnett, Robert B.	1987-88-89
Burns, Bernard M.	1914-15
Burns, Mark C.	1977 (Mgr.)
Burrell, Lennius O.	1903-04
Burrett, Adelbert P.	1927 (Mgr.)
Burton, Charles L.	1998-99-2000-01
Burton, Jonathan S.	2014-16
Burton, Joseph P.	1999-2000-01
Burton, Robert E.	1907
Busch, George P.	1919
Buskirk, Jeffrey G.	1985-86-87-88
Butkus, Edward A.	1933-34
Butler, Michael R.	1995
Butzke, Herbert	1980-81-82
Butler, Clement	1954 (Mgr.)
Byrd, David L.	1998-99
Byrne, Charles V.	1898-99
Byrne, Colin J.	2016

C • C • C

Cadigan, Robert E.	1905-06-07-08
Cain, Louis	2004-05-06
Calderon, Christopher	2005
Caldwell, Jr., Joseph	1924 (Mgr.)
Cameron, John	1976-77-78-79
Camp, Samuel H.	1909-10-11-12
Campbell Jr., Cornelius	2005-06-07
Campbell, Malik T.	1999-2000-01
Campoliato, Leonard J.	1970-71
Canale, Leo P.	1939-40-41
Cann, Alan B.	1955-56
Cannon, Edward J.	1901-02
Cantey, Parker	2007-08
Capachione, John D.	1991
Cappadona, Joseph T.	1952-53-54
Caramanna, Pasquale J.	1959
Carey III, John A.	1988
Carges, Roger C.	1990
Carley, Leon A.	1891 (Mgr.)
Carlin, Jawood E.	1977
Carlson, Arne	1944
Carlson, Lyle S.	1953-55
Carney, Brendan T.	2003-04-05-06
Carpenter, Robert G.	1989-90
Carpentieri, Russ	1982
Carr, Harlan B.	1924-25-26
Carr, Lewis S.	1900
Carroll, Charles A.	1928
Carroll, Robert	1945
Carter, Charles A.	1975-76
Carter, Rodney	1982-83-84
Carter, Delone M.	2006-08-09-10
Caruso, Joseph G.	1977-79
Cashman, Jerome F.	1954-55-56
Casmay, David E.	1965-66-67
Cassata, James R.	1965-66-67
Castle, John F.	1949
Castle, Lewis S.	1911-12-13
Castner, Lee C.	1968
Caswell, Frederick M.	1891
Catalina, Cody T.	2008-09
Cervino, Chaz A.	2008
Chalk, Martin J.	1981-83-84
Champlin, Ernest G.	1967
Chapman, Kenneth	1941
Chapman, Preston G.	1905
Charles, Michael	1979-80-81-82
Charles, Rony-Andre	2015
Chavers, Corey A.	2006-07-08
Cheney, Stephen	1938 (Mgr.)
Chenoweth, Eric P.	1992-93-94
Cherundolo, John C.	1967-68-69
Chestnut, Nicholas M.	2005-06-07
Chew, Vanzago L.	1909-10-11
Cheyunski, James M.	1964-65-67
Chiara, Paul W.	2005-06-07-08
Chiari, Gerald	1967
Chibane, Zacharia M.	2009-10-11-12
Chlebeck, Michael C.	1968-69-70
Cholakis, Leon	1959-60-62
Chomyszak, Steven	1965
Christmas, William	1945
Christodulu, Gregory	1982-83
Chulada, Charles	1970-71-72
Chupaila, James W.	1967
Church, Hiram	1889



Morlon Greenwood lettered from 1997-2000. He anchored a defense that was the backbone of Syracuse's 1997 and 1998 BIG EAST Championship teams.

Ciervo, Daniel A.	1956-57
Cirilillo, Ted	1981-82
Clark, Christopher J.	2012-13
Clark, Frank D.	1904
Clark, John M.	1908-09
Clark, Steven L.	2015-16
Clark, Willis	1924-25-26
Clarke, Bradlee F.	1963-64
Clarke, Kenneth M.	1975-76-77
Clash, Harwood G.	1920-21
Clausman, Samuel K.	2016
Clayton, Marcus K.	2003-04-05
Cleveland, Clayton	2011-12-13-14
Cobb, Alfred R.	1915-16-17
Cobb, D. Raymond	1891
Cody, Bennett	1933-34
Cody, George F.	1949
Coffin, Edward T.	1956-57
Coghill, William J.	1967-70-71
Cogswell, Jack D.	1932
Cohen, Leon H.	1949-50
Cohen, Marvin	1944-45
Coker, Lewellyn D.	2010-11-12-13
Colceri, John	1950-51
Cole, George	1944
Coleman, Kendall N.	2016
Coleman, Marcus T.	2013-14
Colino, Peter	1963
Collier, Averin D.	2009
Collins, James B.	1976-78-79-80
Collins, Wentworth B.	1914 (Mgr.)
Colliver, Robert S.	1955-56 (Mgr.)
Coleman, Brian C.	1996-97-98
Colvin, Paul	1975-76-77
Congdon, Fayette K.	1892
Congdon, John	1938-39-40
Conley, Danny L.	1990-91-92-94
Connolly, Dan	2015 (Mgr.)
Connolly, Robert A.	1977
Connor, Gregory J.	1967
Connor, John T.	1935 (Mgr.)
Connors, Michael	1979
Conover, Frank J.	1988-89-90
Conron, Robert	1944
Consentino, Rudolph	1944
Constantine, Irving	1928-29
Conti, Edward P.	1962-63
Conway, Cody W.	2015-16
Conway, John	1937
Cook, Charles F.	1925-26
Cook, Harry L.	1937
Cook, Samuel H.	1937

D • D • D

Dailey, John E.	1964
Dalrymple, Melvin I.	1972-73
Damon, Albert H.	1943 (Mgr.)
Daniel, Darryl L.	1996-97-98
Daniels, James E.	1972
Daniels, Wesley	1944 (Mgr.)
Danigelis, Dean	1956-57-58
Danish, Jeffrey J.	1995-96-97
Dantley, Cameron M.	2007-08-09
D'Antino, Angelo	1935
Darby Jr., Samuel E.	1912
Darby, Walter A.	1908-09-10
Dar Dar, Kirby D.	1991-92-93-94
DaRin, James A.	1976
Darius, Donovan L.	1994-95-96-97
Darlington, Brandon K.	2005-06
Darnell Jr., William J.	2002
Darney, Keaton A.	2016
Darr, Richard L.	1955
Daugherty, Hugh H.	1937-38-39
Davis, Arthur E.	1900
Davis, Christopher H.	1983
Davis, Christopher M.	2000-01-02
Davis, Donte J.	2006-08-09
Davis, Dwayne D.	2005-06-07
Davis, Dyshawn D.	2011-12-13-14
Davis, Ernest R.	1959-60-61
Davis, George W.	1946-47-48-49
Davis, Patrick C.	1985-86-87-88
Davis, Roger W.	1957-58-59
Day, John L.	1911
Day, Ryan	2004 (Mgr.)
DeBottis, David L.	1964 (Mgr.)
Dees, Andrew W.	1988-89-90-91
DeAmato, David J.	2002-03
DeFillippo, Anthony W.	1936-37
DeFuria, Charles	1932
DeFuria, Edward	1932
DeLaCruz, Nelson	1991 (Mgr.)
DeLoatch, Giovanni A.	2000-01
Delaney, Fred T.	1900-01
Delikat, Walter J.	1972-73
Delmonico, E. Joseph	1924
DeMaris, F. A.	1894-95
DeMartino, Joe	1999 (Mgr.)
DeMoe, Joseph	1915
Dempster, Clarence B.	1903-04
Dempsey, James P.	1958
Denick, E. V.	1896
DeRiggi, Fred J.	1988-89
Desir, Ritchy S.	2011-12-13-14
Detenback, Theodore	1935 (Mgr.)
Deyermond, Jack	1938-39
Diabate, Siriki	2011-12
Diange, Joseph	1946
Dieso, Stephen D.	1970-71-72
Dickinson, Thomas P.	1933
Dillon, John J.	1898-99-1900
Dillon, John P.	1942-46-47
Dinkins, Donald	1997-98-99
Dino, Richard	1986
Dinunzio, Nicholas P.	1932-33-34
Distin, J. Arthur	1933
Dixon, Riley T.	2013-14-15
Dobrowolski, Edward	1950-51-52
Doherty, Gregg	1954 (Mgr.)
Dolan, Edward V.	1944-45-46-47
Dolan, John A.	1905
Dolce, Stephen	1973-74
Dominic Jr., John	1986-87
Dominik, Joseph W.	1953
Donati, John	1949-51
Donnelly, Joseph C.	2001-02-03
Donnelly, Ryan M.	2008
Donoghue, James	1973-74-75
Dooley, John M.	1918-19
Dorr, Carl E.	1897-98-99
Dorr, Donald H.	1967-68-69
Doubleday, Alan	1939
Dougherty, Terrence	1987-88
Douglass, Charles W.	1889-90-91
Dove, Wesley	1985-86
Dowels, Juwan D.	2015
Downing, Eric L.	1998-99-2000
Downing, Keith T.	1995-96-97
Dragotta Jr., James V.	1946-47-48-49
Drame, Kader	2003-04-05
Dresner, Michael	1996
Drucker, David	1994 (Mgr.)
Drummond, Robert C.	1985-86-87-88
Dryden, William F.	1978-79-80
Dubey, Rick	1990 (Mgr.)
Duckett, Nathaniel H.	1962-63-64
Dudley, John H.	1907-08
Dudley, Richard S.	1937-38-39

Duerig, Andreas J.	2016
Dumas, Jameal A.	2000-01-02-03
Dumoe, Joseph M.	1915
Dungey, Eric J.P.	2015-16
Dunkin, Douglas M.	1997-98
Dunlap, Samuel	1942
Dunlop, George B.	1930 (Mgr.)
Dunn, Roderick	1930
Durand, Ryan J.	2005-06-07-08
During, William J.	1967
Durston, Edward	1897
Dutterer, Marlan I.	1963
Dye, Lester H.	1939-40-41
Dzilekanski, Joseph A.	1964-65

E • E • E

Easter, Kyia	1992 (Mgr.)
Easterly, Richard B.	1959-60-61
Eastwood, Robert	1983
Eberly, Sean	2011 (Mgr.)
Echert, Joseph	1974
Edsall, Randy	1979
Ehde, Mark R.	1982
Ehrmann, Joseph C.	1969-70-72
Eisner, Jason	1997 (Mgr.)
Ellert, George A.	1929-30-31
Elliott, David	1973 (Mgr.)
Elliott, Harris A.	1963-64-65
Ellis Jr., Lawrence R.	1942-46-47
Ellison, Daivon K.	2015-16
Ellsworth, Cyrus J.	1993-94-95
Emerich, Jason A.	2013-14-15-16
Endievery, Anthony	1960
Engelhaupt, James N.	1968
Engren, George M.	1966-67-68
Ennsley, Clifford J.	1946
Erbe, Warren	1990
Erickson, Daniel R.	1949-50-51
Erickson, Kenneth B.	1959-60-61
Erwig, William	1918-19
Eschenfelder, William	1938-39-40
Eskridge, Durell	2012-13-14
Esmond, Burton D.	1891-92
Estime, Brisly	2013-14-15-16
Etta-Tawo, Amba	2016
Evans, Breyone D.	2004-05-06
Evans, John F.	1931 (Mgr.)
Evans, Josh.	2012 (Mgr.)
Evans, Nathaniel	2003 (Mgr.)
Evans, Nile R.	1969
Everett, Julius	1892
Everling, Gerald A.	1962-63-64
Ewald, Peter	1983-84-85-86

F • F • F

Fabian, Douglas B.	1973
Fabrizi, Kevin	1985
Faigle, Eric P.	1961 (Mgr.)
Fair, George W.	1963-64-65
Falke, Kurt T.	2005
Fallon, Gary R.	1959-60-61
Fallon, Michael W.	1919-20
Fanton, William M.	1890-91
Farber, William J.	1912-13-14
Farmer, Ralph C.	1977
Farneski, David M.	1977
Farneski, Ronald V.	1976-77-78
Farnham, John H.	1905
Farrington, Harry W.	1905
Farrington, R.C.	1899-1900
Faville, M. Roy	1957
Federchuck, Robert A.	1979-80-81-82
Feehery, Gerald	1959-60-61
Feidler, Richard I.	2011
Feifer, Cayden B.	1931
Feldman, David	1980-81
Feldman, Michael R.	1939-40-41
Fellows, Driscoll H.	2007
Fernandez, Oliver D.	2000-01-02-03
Ferrara, Christian S.	1991-92
Ferrell, Kerry S.	2001-03-04
Ferri, Diamond	1945
Ferri, Robert	1928-29-30
Ferris, Jesse L.	1998-2000
Ferris, Peter J.	2005-06
Ferron, Thomas M.	1985-86-87-88
Fetherolf, Brian G.	1978 (Mgr.)
Fetterly, Kyle	1949-50-51
Fiacco, Anthony	1946-47-48
Fiammetta, Placido A.	2005-06-07-08
Fields, Joseph J.	2004-05-06-07
Finnegan, Dennis P.	1970-71

Finsterwald, Russell W.	1916-17
Fischer, Jeffrey L.	1979-80
Fish, Stephen	1978 (Mgr.)
Fishel, Richard W.	1930-31-32
Fisher, Jonathan M.	2011-12-13
Fisher, Raymond M.	1910
Fisher, Orlando R.	2010-11
Fisher, W. Claude	1905-06-07-08
Fitzgerald, William P.	1961
Fitzgibbons, Dennis M.	1965-66-67
Fivaz, William F.	1922-23-24
Flaherty, Jake D.	2005-06-07-08
Flaherty, Todd D.	1969
Flanagan, Donald F.	1924-26
Flannery, J. Gordon	1916-17
Flannery, John J.	1987-88-89-90
Fleck, Robert R.	1951-52-53
Flemming, Adrian Q.	2010-11-14
Flournory, Henry	1987
Fogarty, Daniel C.	1956-57-58
Fogg, Preston D.	1909-10-11
Foley, James E.	1923-24-25
Foley, James R.	1947-48-49
Fontenette, Andre G.	2003-04
Ford, Willie H.	1998-99-2000-01
Fornal, Charles	1946
Forsyth, Charles B.	1913-14
Foster, Donald B.	2016
Foster, Evan D.	2016
Foster, Fred F.	1920-21
Foster, Kyle L.	2011
Fox, Edwin	1941-42
Fox, James	1983-84-85-86
Foy Jr., Ivan	2012-13-14-15
Francovitch, George M.	1959-60-61
Frank, Harry A.	1929-30-31
Franklin, Stephen D.	2003-04-05
Franklin, Zaire N.	2014-15-16
Frase, Paul	1984-85-86-87
Frawley, Joseph	1927
Frazier, Jeremie E.	2001
Fredericks, Gary J.	1967
Fredericks, Jordan C.	2015-16
Frederickson, Derek	1980-81-82
Freene, Dwight J.	1998-99-2000-01
Freene, R. Scott	1993-94-95-96
Frey, Frederick K.	1936
Friebert, Keith P.	1985-86-87-88
Friedman, Monroe	1933 (Mgr.)
Friedman, Myles S.	1924-25-26
Frugone, James	1920-21-22
Frye, James A.	1910
Fuller Jr., Robert A.	1988
Funderburk, Quinta	2013-14
Fusco, Andrew L.	1967-68-69
Fyfe, Charles W.	1980

G • G • G

Gabriel, Anthony P.	1968-69-70
Gabriel, Arthur	1939 (Mgr.)
Gachellin, Louis W.	2000-01-02-03
Gadson, Roderic A.	1994-95-96-97
Galaska, Chester	1944
Gardiner, Cooper S.	1985-87-88
Gardner, A. A.	1909
Gardner, Peter M.	1966
Garrett, John	1985-86-87
Garrett, Shawn	1986
Garvey, James	1938-39
Gaskins, James	1960-62-63
Gates, Gordon	1951
Gaughan, James	1986-87-88
Gayden Jr., Harold	1982-83-84-86
Gazillo, Paul W.	1968
Gedney, Christopher J.	1989-90-91-92
Gendell, Richard B.	1951
George, James E.	1951-52-53
George, Jaston M.	2012-13
George, Peter P.	1949-50
George, Thomas C.	1946
Gerlick, Albert J.	1957-58-59
Giambattista, Nicholas	1942
Giardi, Augustine	1961-62-63
Gibbs, Stanakeane K.	1995-96-97-98
Gibeley, Allen	1991 (Mgr.)
Giewont, Lawrence M.	1970
Giffune, Frank P.	1973
Gilbeaux, Brandon J.	2006-07
Gilburg, Thomas D.	1958-59-60
Gilligan, Jack	1981-82
Gillum, Ryan J.	2009
Gilmore, Eugene W.	1915
Ginter, Louis	1932-33-34
Giruzzi, Vincenzo G.	2005-06-07-08
Gissingier III, Andrew	1977-78-79-80
Giudice Jr., Anthony A.	2015

Giufre, Frank A.	1998-99
Glass, Edgar T.	1898-99
Glass, Joseph 1897	
Glass, Walter L.	1915
Glickman, Martin	1936-37-38
Glisker, Timothy E.	1998
Glover, Deval L.	1987-88
Godbolt, John M.	1968-69
Godfrey, Otis W.	1958-59-60
Goggins, Deon N.	2011-12
Goldman, Jonah 1926	
Goldstein, Larry J.	1974
Goodman, Howard E.	1970-71
Goodrich, E. Fargo 1930 (Mgr.)	
Goodwill, James B.	1976-77-78-80
Goodwin, Clarence N.	1891-93 (Mgr.)
Goodwin, Clinton E.	1897-98-99-1900
Gorecki, John 1935-36-37	
Goetzlowski, James 1982-83-84	
Gould, Spencer 1943 (Mgr.)	
Gouseff, Alexander 1966	
Grabosky, H. Eugene 1959	
Grader, George 1933	
Graham, Dorian J.	2008-10-11
Graham, William H.	1929 (Mgr.)
Grainger, Clarence R.	1922
Gramlich Jr., J.E.	1933
Grant, R. Stephen 1965	
Grant, Ulysses G.	1893-94-95
Graves, Marvin P.	1990-91-92-93
Graziano, Louis R.	1977
Greco, Matthew D.	1989-90-91-92
Green, Jacob M.	2013
Green, Timothy J.	1982-83-84-85
Greene, Floyd S.	1948-49
Greene, George 1946	
Greene, Jason O.	2003-04-05
Greene, Kevin D.	1989-90
Greene, Kevin J.	1988
Greenwood, Morlon, O.	1997-98-99-2000
Greer, Alain 1987	
Grefe, Frederick E.	1934 (Mgr.)
Gregory, Stephen 2002-03-04-05	
Gregory, Theodore 1984-85-86-87	
Greibus, Vito 1949-50-51	
Griffin, Robin L.	1970-71
Griffith, C.B.	1904 (Mgr.)
Griffith, John T.	1936
Grimes, Roland 1983-84-85	
Groat, George G.	1891
Gronniak, David 1984	
Gronkowski, Gordon D.	1977-80-81
Groppe, Robert 1986-87 (Mgr.)	
Gross, Robert W.	1992
Grossman, Daniel 1944-45	
Grossman, William 1939-40-41	
Grosvenor, J. Robert 1991-92-93	
Grubbs, James E.	1975
Gulley, Prince-Tyson 2010-12-13-14	
Gzibowski, Joseph K.	1947-48-49
Gubitosa, Louis 1967-68-70	
Gugino, Frank J.	1927
Gulde, Russell M.	1916-17-19-20
Gulick, Bertrand L.	1918-19-20-21
Gutzman, Albert F.	1931
Gyetvay, Michael D.	1977-78-81

H • H • H

Habel, Eric W.	1977 (Mgr.)
Hackett, Marcus 1980-82-83	
Hadjis, Constantine 1951-52-53	
Hagerty, Francis J.	1979
Haight, Clifford L.	1905 (Mgr.)
Hale, Matthew R.	2006
Haley, Charles T.	1935
Hall, Jason 1996	
Hall, Jerome 1984-85	
Hallahan, Phillip 2002 (Mgr.)	
Halsey, William Mcd.	1898-99-1900-01
Hambleton, Brian E.	1971-72-73
Hamblin, Frank M.	1891
Hamilton, John A.	1889-90
Hamilton, Lloyd A.	
Hammond, Ian W.	2006-07
Hand, Christopher 1980-81-82	
Haney, Oliver J.	2009-11
Hanoian, Gregory A.	2003-04
Handler, Alvin 1936-37-38	
Hanners, George W.	1903
Hannigan, Hugh J.	1916 (Mgr.)
Hanson, Scott R.	1992
Hanson, Victor 1924-25-26	
Hares, George S.G.	1905
Harmon, John C.	1963
Harned, Harry 1940	
Harrell, Wm. Alexander 1940	

Harris, Adam N.	2010-11
Harris, Jose A.	2002
Harris, Kenneth M.	1988-99-2000-01
Harris, Quentin H.	1998-99-2000-01
Harris, Shaded A.	2006
Harris, Tommy 2004-05	
Harrison, Marvin D.	1992-93-94-95
Harshbarger, Hubert 1952	
Hart, John 1907	
Hart, Robert B.	1958-59-60
Hartman, Dennis J.	1977-78-79-80
Hartman, Harry H.	1908-09-10
Hartwood, John 1952	
Hartwood, Oliver K.	1903-04-05-06
Harvey, Warren S.	1976-77-78-79
Haskins Jr., William 1949-50-51	
Hastings, George 1905 (Mgr.)	
Hatslaski, Lawrence 1971	
Haviland, Clarence F.	1894-95
Hawkes, Brice S.	2010
Hawkins, DeShawn A.	1976-77
Hawkins, Garland A.	1989-90-91-92
Hawkins, Kenneth J.	1989-91
Hay, Michael C.	2010-11
Hayes, Alexander M.	2014
Hazelton, Robert 1933	
Hazzan, Anthony A.	1978-79-80-81
Heald, Robert 1939-40-41	
Healey, Daniel 1966	
Healey, Harvey J.	1954-55
Heater, William 1937-38-39	
Heath, Bruce E.	1966
Heck Jr., Charles C.	1959-60
Heck Sr., Charles C.	1925
Hedgepeth, Bernard 1982-83	
Hedges, Charles W.	1923
Heer, Charles 1937-38	
Heers, Erwin A.	1920-21-22
Heffernan, Brian 1981	
Heller, Scott 2003 (Mgr.)	
Helmsstetter, Eliga E.	1912 (Mgr.)
Hemingway, Stanton 1934-35-36	
Hemsley, Nathaniel R.	1993-94-95-96
Henderson, Harvey N.	1899-1900-01-02
Henehan, John J.	1974
Henningsen, Peter L.	1959-60
Hensley, Gordon H.	1948-49-50
Henward, Howard B.	1928-29
Herbert, Harry 1920-21	
Herlan, J. Scott 1967	
Herlihy, John P.	1947-48-49
Hermanowski, Thomas A.	1967-68-69
Herrad, Donta S.	2005-06-07
Hershey, Gerald C.	1956-57-58
Hess, Linwood F.	1974-75
Hess, R.N.	1899
Hickey, Sean M.	2012-13-14
Hilfinger, Martin F.	1911-12-13
Hilfinger, Robert 1944	
Hill, Jacob 2015	
Hill, Shelby J.	1990-91-92-93
Hill, William 1985	
Hilliard, L. Frederick 1959	
Hillyer, J. Blake 1889-90	
Hinke, Benjamin 1908	
Hinkle, Jack 1937-38-39	
Hinton, Cedric S.	1978-79-80
Hnat, Robert J.	1961-62-63
Hoag, Bruce 1957-58-59 (Mgr.)	
Hobby, Ron 1981-82-83-84	
Hobson, Edward A.	1992-93-94
Hoevear, Howard A.	1970
Hodge, W. David 1976	
Hodge, Marqez D.	2013-14-15-16
Hodge, William B.	1889-90
Hodges, G. Joseph 1978-79	
Hodgin, Rush 1988	
Hoffman, Mark 1952	
Hoffman, William T.	1937-38-39
Hoffower, Paul M.	1957
Hofrichter, Sterling J.	2016
Hogue, Douglas K.	2007-08-09-10
Hohensee, David S.	2001
Holmes, David R.	1985-87-88
Holmes, Michael Q.	2007-08-09-10
Hollis, John 1928-29-30	
Holman, Theodore W.	1946
Holtzman, Mark P.	2000-01
Holzworth, John 1953 (Mgr.)	
Homer, William 1998 (Mgr.)	
Hooper, George 1937-38-39	
Hoople, Howard C.	1917-18-19-20
Hoople, Theodore 1946	
Hoonbeck, Christopher R.	1971-72
Hopkins, Eugene 1939-40	
Hopkins, L. Jeffrey 1971-72	
Hordines, John 1932-33	


Horne-Murdock, Jeremy 2006	
Horr, Marquis F.	1905-06-07-08
Houle, Paul G.	1962-63-64
Houseknecht, Clarence 1905	
Howard, Brian 1960-61-62	
Howard, Ryan 2007-08	
Howell, John T.	1960
Hoyt, Chester J.	1889-90
Hoyt, Gordon W.	1889-90
Hudson, Cordell D.	2015-16
Hueber, Brian V.	1916-17
Hueber, Joseph L.	1921 (Mgr.)
Huettnet, Henry J.	1961-62-63
Humphreys, John H.	1961-62-63
Hunt, Terrel K.	2013-14-15
Hunter, G. William 1962-63-64	
Hunter, William J.	2000-01-02
Hurley Jr., William J.	1975-76-77-79
Hustis, Jeffers 1944-45	
Huycke, Harold D.	1915

I • I • I

Iannicello, Louis 1956	
Ingraham, Edgar B.	1911 (Mgr.)
Ingram, Christopher B.	1985-86-87-88
Ishman, Brian K.	1976-78-79
Ishmael, Steve 2014-15-16	
Ismael, Qadry R.	1989-90-91-92
Isseks, Abram 1934-35-36	

J • J • J

Jackson, Chester 1928	
Jackson Jr., Eric D.	2015
Jackson, Ernest E.	1957-58
Jackson, Ion A.	1892-93
Jackson, Karlos D.	1991-93
Jackson, Maurice P.	1998-2000-01
Jackson, Richard E.	1955
Jackson, Tanard R.	2004-05-06
Jackson, Zachary N.	1975
Jacobs, David J.	1975-76-77-78
Jagiello, Kenneth 1982	
Jajuga, Walter M.	1964-66
Jakowenko, George 1968-69-70	
James, William 1974	
Jamieson, John A.	1935-36-37
Januszkiewicz, Martin W.	1970-71-72
Jappe, Paul E.	1921-22-23
Jarosz, Raymond J.	1969-70-71
Jarrett, James W.	2012
Jarzynski, Gregory 1983	
Jaso, Michael 1950-52	
Jenkins, Carl 1986	
Jenkins, James 1974	
Jenkins, Kenneth 1986	
Jenkins, Plez A.	2004-05-06-07
Jensen, Matthew 2004 (Mgr.)	
Jerome, James L.	1973-74-75
Jewell, Charles J.	1894-95-96
Jilleba, Christopher 1979-80	
Johnson, A. Kyle 1999-01	
Johnson, Antonio D.	1991-92
Johnson, Carl S.	1940
Johnson, Charles A.	2000-01
Johnson, David L.	1968
Johnson, Isaiah D.	2013-14
Johnson, Kevin L.	1996-97-98
Johnson, Louis I.	1913-14
Johnson, Murray W.	1966
Johnson, R. Sherwood 1932-33-34	
Johnson, Robert 1995	
Johnson, Rodney R.	1990
Johnson, Samuel G.	1951-52-53
Johnson, Stanley E.	1938
Johnson, Theodore R.	1914-15
Johnston, Daryl P.	1985-86-87-88
Joline Jr., Ralph P.	1980-81-82
Jones III, Arthur W.	2007-08-09
Jones Jr., Carl B.	2016
Jones, Chandler J.	2009-10-11
Jones, E. Raymond 1925-26	
Jones, Kareem E.	2005-06
Jones, Jack C.	1966-67
Jones, Jared M.	2001-02-03-04
Jones, Lawrence J.	1963
Jones, Marvin L.	1974-75-76-77
Jones, Michael L.	1975-76-77-78
Jones, Michael S.	2009
Jones, R. Antonio 1991-92-93-94	
Jones, Teubucky J.	1995-96-97
Jontos, Edward S.	1933-35
Jones, Zian 2012-13	
Jordon, Allan L.	1892-93



All-American Pat Killorin lettered from 1963-65 and helped the Orange to an appearance in the 1965 Sugar Bowl.

Joseph, Dwayne 1990-91-92-93	
Joslin, Steven J.	1970-71-73
Josselyn, Baxter S.	1948-49
Joy, Louis F.	1891
Justice, James 1973	

K • K • K

Kallet, A. Harry 1909-10-11	
Kaloyanides, Erik J.	2000-01-02
Kaminski, David 1981-83-84	
Kane, Edward T.	1935-37
Kane, John F.	1936
Kane, Thomas 1985-86-87	
Kanya, Albert J.	1928-29-30
Kapalanga, Arthur 2005-06-07	
Karch, Anthony 1968	
Karilivacz, Carl 1950-51-52	
Kartalian, George 1951	
Kasmer, Todd A.	1991
Katz, Derek 2010	
Kaufmann, Peter 1981-82	
Keegan, Kevin 1997 (Mgr.)	
Keiffer, Edward 1958	
Keller, Matthew A.	2015-16
Kellogg, William 1920-21-22	
Kelly, Darius T.	2013-14
Kelly, Patrick 1986-87	
Kennedy, Darryl 2003	
Kennedy, Francis A.	1931-32
Kerchman, John 1942-46	
Kernaklian, Paul 1952-53-54	
Kernan, James J.	1974
Kessler, George W.	1892-93
Kiernan, Scott W.	1995-96-97-98
Kiles, James J.	1974
Killgore, Emerson L.	1998-2000
Killorin, Patrick M.	1963-64-65
Kilpatrick, Gerald 1978-79-80-81	
Kimble, Mitchell G.	2014
Kimmel, James L.	1980-82-83-84
Kimmel, Jared P.	2007-08-09
Kimmel, Jerry M.	1982-83-84-85
Kinds, Jamont L.	1997
Kinder Jr., John F.	2013
King, Bernard 1982-83-84	
King, David A.	1970-71-72
King, David T.	1972-73
King, Donald A.	1960-61-62
King, Larry E.	1974-75-76-77
King, Richard K.	1962-63-64
King, Sheldon B.	2001
Kingsley, Grover C.	1913-14
Kinley, John W.	1977-78-79
Kinner, Hiram L.	1894-95
Kinney, Thomas J.	1939-40-41
Kinnon, Duane D.	1988-89-90
Kinsey, Kenneth J.	1973-74
Kirouac, Charles A.	1976-77-79
Kirkland, Josh A.	2013-14
Kirkpatrick, W.D.	1909
Kish, Nicholas W.	1965-66

Kittle, Walter 1944	
Kiviat, Jack 1956	
Klaus, Matthew A.	1997-98-99
Kleinback, Dennis K.	1967-69
Kleinberg, Kyle M.	2015-16
Kmetz, Michael 1984-85-86	
Knapp, A. Blair 1925 (Mgr.)	
Knapp, Kyle D.	2013
Knauff, Jeffrey 1984	
Knox, William T.	1968
Kobakof, Kosta 1974	
Koban, Edward G.	1980-81-82-83
Kobena, Jeremiah J.	2011-12-13-14
Kokinis, George J.	1970
Kokosky, Richard 1968-69-70	
Koleser, Robert B.	1949-50-51
Kollar, Kenneth J.	1977-78-79-80
Konrad, Robert L.	1995-96-97-98
Kontrabacki, George A.	1965
Kopp, Hyman 1927	
Kopko, Kevin A.	2005
Korch, Michael G.	1931-32
Kornbluth, Arthur 1931 (Mgr.)	
Kosanovich, Peter 1966	
Kose, Tombe 2010-11	
Koski, Michael A.	1962-63-65
Kotz, Harold 1963	
Kowalewski, Joseph 2003-04-05	
Kozik, Benjamin J.	2001
Kranack, Peter 1947-48-49	
Krautman, Ricky T.	2005
Krautman, Ross J.	2010-11-12-13
Krivak, Joseph J.	1954-55-56
Krok, John T.	1964-65-66
Krout, Charles W.	1936
Kruse, Russell M.	1969
Kubilius, Theodore J.	1947-48-49
Kuczala, Ferdinand A.	1955-56-57
Kuhns, Marshall 1973	
Kukowski, Theodore 1953	
Kyasky, Anthony J.	1966-67-68

L • L • L

Laaksonen, Donald C.	1953-54-55
LaBarge, Howard 1936	
LaCaille, DeAndre G.	2004-05
LaCasse, Ryan J.	2002-03-04-05
Laffey, James T.	1961
Lachowicz, Theodore A.	1969-70-71
Laguerra Jr., Hernz 2016	
Lake, Rush W.	1894-95-96
Lally, John 1979-80-81	
Lamey, James 1959-60	
Lane, Joseph T.	1902-03
Lane, Timothy M.	2004-05-06
Lang, Fred J.	1978-79
Langenheim, Scott P.	1992
Lapham, David A.	1971-72-73
Lapinski, David J.	1989-90
LaPorta, Luke 1945	
Laputka, David R.	1972-73



Troy Nunes completed 362 career passes. He lettered for the Orange from 1999-2002 and was a member of two bowl championship teams.

Larkin, E.M. 1907
 Lasker, Michael B. 2013-14-16
 Lasse, Richard S. 1955-56-57
 LaVigne, Shane 2001
 Lawrence, Gregory D. 1973-75
 LeBaron, Brian P. 1989-90
 Leberman, Robert W. 1952-53
 Ledger, James R. 1994-95
 Lee Jr., Charles A. 1924-25-26
 Lee, Marcus A. 1991-92-93
 Lee, W. David 1982-83-84-85
 Lehr, Thomas 1949-50-51
 Leible, James 1985-86
 Lelli, Robert L. 1961-62
 LeMessurier, James T. 1966-67
 Lemon, Alec T. 2009-10-11-12
 Lemon, Terrell A. 2006
 Lemieux, Norman C. 1959-60
 Leo, Maximilian L. E. 2008-09-10
 Leonik, Stanley P. 1956
 Lepak, Nicholas J. 2008-10-11
 Lessard, Peter 1950-51-52
 Levay, Sidney 1924
 Leverette, Kwazeon B. 2000-01
 Levy, Harvey S. 1924-25-26
 Lewis, Aaron W. 1997-2000
 Lewis, Andrew Jr. 2007-08-09-10
 Lewis, Benjamin M. 2013-14-15
 Lewis, Grant W. 1927-28-29
 Liang, H. Henry 2000 (Mgr.)
 Lichtenstein, Ryan M. 2009-10-12
 Light, Charles W. 1965-66
 Lipes, Myron D. 1897
 Lisi, Todd 2004
 Little, Floyd D. 1964-65-66
 Livshin, Norman 1916-17
 Lloyd, Richard 1928 (Mgr.)
 Lobdell, Lavar D. 2006-07-08-09
 Lobon, John 1971
 Loeb, Louis C. 2010-11-12-13
 Lombardi, Thomas A. 1930-31-32
 Lombel, Karl A. 1970-71
 Long Jr., A-Sar L. 2014
 Long Jr., Robert M. 2007-08-09-10
 Longauer, Earl J. 1964
 Longley, James G. 1971-72-73
 Loomis, Leigh 1986
 Loskamp, Alvin 1946
 Loucks, Glenn D. 1928-29
 Lowe, Jeffrey D. 1997-98-99
 Lowery, Jarel 2011
 Lowry, Raymond D. 1889-90-91
 Lowther, Edgar A. 1901
 Luciano, Ronald M. 1956-57-58
 Lucier, H. John 1919

Ludington, George W. 1912
 Lufkin, Mark 1999 (Mgr.)
 Lundberg, Arthur H. 1922
 Lupo, William 1949-50-51
 Lurie, Arnold D. 1947
 Lusardi, John A. 1990-91
 Lyn, Keondrick L. 2010-11-12-13
 Lynch, Brian 1994 (Mgr.)
 Lynch, Cameron E. 2011-12-13-14
 Lynch, John 1905
 Lyon, James 1904
 Lyon, J. Fred 1896-97

M • M • M

Mabie, Roger 1939 (Mgr.)
 Mace, Richard L. 1948-49
 Machemer, Frederick E. 1931
 Machosky, Stanley 1930-31-32
 MacKenzie, Donald 1918
 MacKenzie, E. Hillyer 1918 (Mgr.)
 Mackey, Jerry J. 2004-05-06
 Mackey, John 1960-61-62
 MacLean, Bruce A. 1948-49
 MacPherson, Richard A. 2010-11-12-13
 MacPherson, Cameron A. 2015-16
 MacLeod, Michael 1974
 MacRae, Evander G. 1921-22-23
 MacWilliams, John J. 1919-20 (Mgr.)
 Maddox, Greg Deon 1994-95-96
 Maddox, William 1968-69
 Madison, II, Carroll V. 2005-06-07
 Magee, Donald D. 1973-74-75-76
 Magers, Norman P. 1965
 Magoon, Herbert A. 1903-04-05
 Mahle, Walley W. 1962-63-64
 Mahley, Gordon H. 1924
 Mahoney, Zachary A. 2015-16
 Maines, Thomas L. 1940-41-42
 Maister, Michael W. 1925
 Malcovic, Stephen 1936-37
 Malik, Edward C. 1936
 Maljovec, Benjamin J. 2005-06-07-08
 Malone, John M. 1916-17-19
 Mambuca, Frank B. 1959
 Mammoser, W.H. 1933-34-35
 Manchester, W.B. 1896
 Manderino, John 1946
 Mandeville, Kenneth 1978-79-80
 Manfredi, Anthony R. 1972-73
 Mangram, Jeffrey A. 1985-86-87-88
 Manley, Graham F. 1999-2000-01
 Mann, Wilfred 1927
 Manning, Glenn E. 1928-29
 Manning, Robert 1979-81-82
 Mantie, Edmund E. 1965-66-67

Mare, Olindo 1994-95
 Marcellino, Brian 1984
 Marchiano, John F. 1972
 Marchionne, Nicholas D. 1967
 Marcus, Milton 1932
 Marcy, Bert L. 1903-04-05
 Marinovich, Mikhail D. 2008-09-10-11
 Markowski, Adam 1937
 Marone, Frank J. 1980-81
 Marques, Christopher E. 1993-94-95
 Marrone, Douglas 1983-84-85
 Marrow, Arnold M. 1950 (Mgr.)
 Marsella, Nicholas J. 1973-74-75
 Martin, Edward 1894-95-97
 Martin, Gerald J. 1974-75-76-77
 Martin, Troy D. 1990
 Marvil, C. Burns 1937
 Marvin, Charles W. 1889-90
 Masci, Leonard V. 1970-71-72
 Mason, Donald 1946
 Mason, Kevin M. 1992-93-94
 Massis, John J. 1967-68-69
 Matteo, Francis P. 1918
 Matichak, Thomas 1978-79
 Matthews, David B. 1897
 Mautino, Frederick J. 1958-59-60
 Mautino, Louis A. 1957-60
 Mayes, George A. 2008-09-10
 Mazejko, Francis R. 1941
 Mazurek, James L. 1961-62-63
 McAndrews, James 1979-80-81
 McAulay, Donald 1983-84-85
 McBride, John F. 1922-23-24
 McCall, Marvin J. 2006-07
 McCard, David C. 1967-68-69
 McCard, Howard A. 1964-65
 McCarrell, Zachary A. 2012-13
 McCarthy, Ryan 2006 (Mgr.)
 McClain, Jameel L. 2005-06-07
 McClain, Maurice J. 1999-2000-01-02
 McClelland, Lester C. 1952-53
 McCollom, John 1978-79-80-81
 McConnell, Arden J. 1944-46-47
 McCoy, Reggie Q. 2005
 McCullough, Willie J. 1976-77-78
 McCummings, Gary L. 1988-89-90
 McCutcheon, Otto E. 1896
 McDonald, Edward T. 1974
 McDonald, Mark S. 1989-90-91
 McDonald, Stephen 2005-06
 McDonough, John F. 1915
 McElliott, Joseph J. 1913
 McFarlane, Devante 2013-14-15
 McGill, Clarence E. 1968-69
 McGlaughlin, Garrett 2011 (Mgr.)
 McGloster, Jamar D. 2014-15-16
 McGuire, John 1965
 McIntosh, Ian S. 1996-97-98-99
 McIntosh, Kyle D. 1995-96-97-98
 McKee, Paul 1942-46
 McKenzie, James C. 2007-08-09
 McKinnon II, Frederick R. 2007-08-09
 McLaughlin, Tom 1948-49
 McKickle, Levi P. 1903
 McManus, Timothy J. 1972
 McNabb, Donovan J. 1995-96-97-98
 McNamara, Howard 1926
 McNeeley, Michael A. 1972-73
 McPhail, Charles 1939-40-41
 McPherson, Donald R. 1985-86-87
 Meacham Jr., Carl D. 1940 (Mgr.)
 Mead, Frank L. 1890
 Meehan, John F. 1915-16-17
 Meehan, Robert 1962-63
 Meggesy, David H. 1960-61-62
 Meeker, Howard 1930
 Meier, Fred J. 1958
 Meisel, Max R. 2006-07
 Meisner, William L. 1914
 Mejia, Anthony 2015 (Mgr.)
 Melrum, Jonathan W. 2007-08-09
 Melde, Michael J. 2007-08
 Mendell, Irving 1925
 Merkel, Victor E. 1944-47-48-49
 Merkerson, Da'mon T. 2007-08-09-10
 Merriman, Keith N. 1974-75
 Merz, Henry 1933-34
 Messano, Charles S. 2000
 Meyer, George F. 1910
 Meyers Jr., George W. 1994-95-96
 Meyers, William 1961
 Meyers, William L. 1914
 Michael, Norman 1941-42
 Michaelidis, John P. 1995-96
 Michell, Willis 1899
 Micho, William G. 1958
 Micky, LeRoy 1931

Miller, Burr C. 1890-91
 Miller, John D. 1973
 Miller Jr., John W. 2013-14
 Miller, Richard 1983-84
 Mills, Jason A. 1995
 Mills, Raymond R. 1972-73
 Mingo, Thomas S. 1961-62
 Minko, Michael 1958
 Minsavage, Joseph 1934-35-36
 Minter, Maurice B. 2000-01
 Mirabito, Frederick B. 1949
 Mirabito, Salvatore 1940-41-42
 Mitch, Robert L. 1973-74-75
 Mitchell, Elon C. 2008
 Mitchell, Kevin D. 1990-91-92-93
 Mitchell, Robert 1963
 Mitsuuchi, Keith 2015
 Mohl, David 1992 (Mgr.)
 Moll, William J. 1953
 Monk, J. Arthur 1976-77-78-79
 Montemorra, M. Anthony 1990-91
 Montferret, Nicholas J. 2016 (Mgr.)
 Montgomery, James A. 1940
 Moody, Keith M. 1972-74-75
 Mooney, Harold 1927
 Moore, Daniel L. 1959
 Moore, Earl K. 1901-02-03
 Moore, George O. 1937
 Moore, Glenn 1980-81-82
 Moore, Kendall P. 2013-14-15-16
 Moore, Robert S. 1987-88-89
 Moore, Thomas E. 1963 (Mgr.)
 Moran, Joseph E. 1930-31-32
 Moran, Patrick 2003 (Mgr.)
 Morant, Johnnie E. 2001-02-03
 Mordue, Norman 1964
 Moresco, Timothy J. 1973-74-75-76
 Moretti, Anthony 1991 (Mgr.)
 Morgan, Cody M. 2010
 Morgan, Dulayne 1994-95-96-97
 Morgan, Henry L. 1892-93
 Morgan, Robert E. 1964
 Morgan, Thomas W. 1972-73-74
 Morgan Jr., Wayne E. 2012-13-15-16
 Morgis, Dennis 1980
 Morison, Arthur 1936-37-38
 Morris, Eric 2011-13
 Morris II, George 2013-14-15-16
 Morris, Horace W. 1946-47-48-49
 Morris, Joseph E. 1978-79-80-81
 Morris, Larry 1982-83-84
 Morris, Leland A. 1940-41-42
 Morris, Michael 1982-83-84
 Morris, Myron B. 1901-02
 Morris, Richard C. 1958
 Morris, Terry E. 1994-95-96
 Morrissey, Kevin P. 1973
 Morrow, Peter 1942-45
 Morton, Richard A. 1958
 Moseley, Walter 1985-86
 Moses, Benjamin B. 1921-23
 Moses, Michael D. 1962
 Mospaw, Jeffrey G. 1968
 Moss, Kevin J. 1974
 Moss, King J. 1974
 Moss III, Thomas W. (Rice) 2005-06-07
 Moutenot, Christopher P. 1968-69-70
 Mozur, William 1939-41
 Muessig, Lewis 1945
 Muhlbach, Donald L. 1975
 Muholland, William S. 1894-95
 Mungro II, James O. 1998-99-2000-01
 Munson, Charles T. 1966-69
 Murphy, Cole M. 2014-15-16
 Murphy, James M. 1968-69
 Murphy, Richard C. 1966
 Murray, Eugene W. 1894-95
 Murry, James 1921
 Mustard, David E. 1964-65-66 (Mgr.)
 Myers, George H. 1969-70-71
 Myers, Thomas P. 1969-70-71

N • N • N

Nance, James S. 1962-63-64
 Narsavage, David 1967 (Mgr.)
 Nash, Phillip L. 1995-96-97-98
 Nassib, Joe A. 2011-12-13-14
 Nassib, Ryan P. 2009-10-11-12
 Navaroli, Michael 1981
 Neal Jr., Darius Q. (Moe) 2016
 Neary, Michael P. 1958-59
 Negroni, George E. 2006-07
 Nesheiwat, Jawad M. 2006-07
 Nett, Joseph M. 1980-81-82
 Nettelblatt, Paul R. 1965-66
 Neubert, Paul 1931

Neugebauer, Gary 1978-79-80
 Neumann, Theodore J. 2004-05
 Newsin, Marshall S. 1932-33-34
 Newberry, Claude H. 1915
 Newman, Laurence S. 1977-78
 Newman Jr., W.A. 1927-28
 Newsome II, Eugene 2006-07
 Newton, Al 1968-69
 Newton, Lewis W. 1929-30-31
 Nicoletti, Eugene 1970-71 (Mgr.)
 Nicolletto, Louis 1928
 Nichols, John J. 1958-59-60
 Nieves, Roberto 2010
 Nilsen, John M. 1991
 Noble, James E. 1921-23-24
 Nolan, James 1934-35-36
 Nolletti, Natasha 1990 (Mgr.)
 Norley, Todd 1982-83-84-85
 Norton, Larry D. 2007
 Norton, Ryan F. 2012-13-14-15
 Novak, Stephen J. 1959
 Novak, Joseph G. 1928-29
 Novotny, Harry 1935-36
 Nowak, Walter 1924
 Nowicki, Edwin M. 1966-67-68
 Noxon, James A. 1966-67-68
 Nunes, Troy P. 1999-2000-01-02
 Nussbaum, Harry E. 1947-48-49

O • O • O

O'Brien, Daniel R. 2016 (Mgr.)
 Obst, Henry 1928-29-30
 O'Connell, David J. 1914-15
 O'Connell, J.H. 1891
 O'Connor, Charles J. 1928
 O'Connor, Sean A. 1998-99-2000-01
 Oday, Harry A. 1894-95-96-97
 O'Donnell, Charles W. 1891
 O'Donnell, John H. 1905
 O'Donnell, William J. 1998-99
 Oehler, Philip A. 1978
 O'Hara, Kevin 1978
 Ojinnaka, Quinn O. 004-05
 O'Leary, Terrence J. 1976-77-78
 Olenik, George 1953
 Olson, Harold V. 1921
 O'Neil, Frank H. 1902-03
 O'Neil, Harry 1949
 O'Neil, Kevin E. 1997-98-99
 O'Neill, Patrick J. 1990-91-92-93
 Opalenski, Justin D. 2005
 O'Rourke, Patrick J. 1991
 Oliver, Latroy I. 1999-2000-01-02
 Orzechowski, Joseph 1954
 Orzolek, Mark S. 1975
 Osborne, Naboth 1893-94-95
 Oster, Richard 2005
 Outten, Justin R. 2005-06
 Owen, Michael L. 2006-07-08-09
 Owens, Michael L. 1987-88-89
 Oyer, Ronald J. 1963-64-65

P • P • P

Paddock, A.F. 1892-94
 Paddock, Frank E. 1892-94
 Page, Ronald L. 1972-73
 Paglio, John 1961-62-63
 Paglio, Raymond J. 1965
 Palmer, Charles L. 1966-67
 Palmer, Harry J. 1896-97
 Palmer, Omar J. 2013-14-15-16
 Paltz, Leslie A. 1924
 Pancszyn, Richard C. 1967-68-69
 Pannucci, John P. 1955
 Paoiloso, Paul L. 1968-70
 Parisi, Louis A. 1977
 Park, Ford R. 1905-06-07
 Park, Robert 1902-03-04
 Parker, Darrell 1992-93-94-95
 Parker, Edward L. 1894
 Parker, H. Wallace 1919-20
 Parker, Otto D. 1903-04
 Parks, Christopher 1988
 Parris, Joshua E. 2013-14-15
 Parrish, Frank C. 1966-67
 Parrish, Jason B. 1898-99-1900-01
 Paskevich, Anthony 1938-39
 Patkochis, Bradley C. 1995-96-97
 Patkochis, Charles A. 1962
 Patten, Haden A. 1897-98-99-1900
 Patterson, Jacob T. 1927
 Patterson, John 1975-76-77-78
 Patterson Jr., Perry L. 2004-05-06
 Paul, Alexander E. 1947

Paul, Markus D.1985-86-87-88
 Paulus, Gregory2009
 Peach, Stephen M.1982
 Perlstein, Maurice C.1936-37
 Peckelis, Joseph W.1972
 Pellegrini, Gerald1942-46
 Pemberton, John G.1901
 Pena, Daniel A.2008
 Pendock, William J.1980-81-82-83
 Penny, Kenneth E.1928
 Pennypacker, Harvey A.1994-95-96
 Peppel, Larry E.1964
 Pepper, M. James1947-48-49
 Percy, Robert1942
 Perkins, Anthony J.2007-08-09-10
 Perkins, Charles R.1951-52-53-54
 Perkins, Francis W.1928
 Perkins, William1935-36-37
 Perrault, George1933-34-35
 Perrin, Walter1918-19
 Perry, Joseph1950-51-52
 Perry, William1942
 Perry, William H.1889
 Petchel, Robert G.1972-73-74
 Peters, Howard1937
 Pettijohn, Maynard C.1998-99-2000
 Pfeifer, Rudolph1936-37
 Phelps, DeForest F.1902 (Mgr.)
 Philcox, Todd S.1987-88
 Phillips, Ervin L.2014-15-16
 Phillips, Andrew P.2010-11-12
 Phillips, Dalton B.2008-09
 Phillips, Edward J.1970
 Phillips, Jon1960 (Mgr.)
 Pickard, Jake2016
 Pickett, Robert M.1974
 Picucci, Brian J.1991-92-93
 Pidgeon, Timothy1983-84-85-86
 Pierce-Brewster, Markus A.2012
 Pierson, Frederick T.1892-94
 Pietro, Roger A.1962
 Pietryka, Peter J.1968
 Pietruszka, Walt H.1957
 Pilon, Jeff T.1997-98-99
 Pilon, Marc R.1998
 Pina, Doug1983-85-86
 Pinder, Thomas F.1910
 Piper, Charles B.1899
 Piro, Henry W.1938-39-40
 Piro, John1945
 Pirro, Thomas S.1976
 Planck, Emerson1968
 Planer, Charles K.1968
 Plato, Jonathan W.2004
 Podraza, James D.1954-55-56
 Poles, Jason A.1997-98
 Pollard, Julian R.2002-03-04
 Pollino Jr., Joseph A.1955
 Pomeroy, Gay1962 (Mgr.)
 Ponds, Antwaune1994-95-96-97
 Pontera, Frank L.1976
 Powell, Arthur L.1904-05
 Praetorius, Robert J.1975-76
 Praetorius, Roger H.1970-71-72
 Prather, Peter1976-77-78
 Pratt, Darnell J.2008
 Pratt, John W.1913 (Mgr.)
 Preising, Glenn A.1956-57
 Prescott, Shelton J.1994-95-96
 Preston, Raymond N.1972-74-75
 Pritzlaff, James1967-68-69
 Probst, Rudolph W.1910-11-12-13
 Propis, Joseph1944-45
 Protz, John M.1968-69
 Provo, Nicolas A.2008-09-10-11
 Provo, Tyler J.2014
 Pruitt, Jonathan A.1980-81
 Pruitt, Kellen T.2002-03-04-05
 Pugh, Justin D.2010-11-12
 Pulaski, Raymond1938-39
 Purdy, Frank L.1891
 Purdy, Ross C.1894-95
 Purello, Joseph A.1947

R • R • R

Rackiewicz, Daniel C.1960
 Radivoy, Joseph J.1966
 Rafferty, John E.1973-74
 Rafter, William J.1914-15
 Rahal, Nicholas1950-51-52
 Raleigh, Phillip R.1973-74
 Ralph, George T.1980
 Ramiccio, Peter2005
 Rammi, August W.1919
 Ramsdell, Willard R.1962
 Randolph, E.E.1892-94

Raner, Merton H.1962
 Ransler, Nicholas1913-14
 Ransom, Richard R.1940-41-42
 Raupers, Shane2011
 Raymon, John2013-14-15
 Raymond, Adam1996 (Mgr.)
 Raymond, Edwin1927-28
 Raymond, James H.1969
 Reagan, John D.1991-92-93
 Reali, Sean P.1994-95-96
 Reardon, Edward L.1967
 Rebar, David W.1993-94-95
 Rechul, Nikodemus2008
 Reckmack, Raymond1934-35-36
 Redington, George O.1891
 Reddish, Brandon T.2011-12-13-14
 Reed, Robert J.1935
 Reed, Rudy L.1982-83-84-85
 Reed, Vincent M.1922
 Reeve, George H.1909-10-11
 Regan, Sky2015 (Mgr.)
 Regensburg, William1944-45
 Reid, Thomas1985
 Reidpath, Charles D.1910
 Reilly, Dennis J.1963-64
 Reimer, Daniel S.1950-51-52
 Reimer, Richard L.1958-59-60
 Reimmer, Ludwig1999
 Rekstis, Walter J.1935-36-37
 Remo, Roger1985-86
 Rene, Steven L.2011-13
 Resto, Joshua E.2000 (Mgr.)
 Rettig, David M.1975
 Revels, Frederick W.1892
 Reyes, Walter H.2001-02-03-04
 Reynolds, C.W.P.1905-06-07
 Rhodes, Damien L.2002-03-04-05
 Rhodes, Michael1946
 Ricco, Ricky2011 (Mgr.)
 Rice, E.G.1904 (Mgr.)
 Rice, F. Seward1903-04
 Rice, Leon A.1906
 Rich, Robert1951-52-53-54
 Richards, Frank L.1893-94
 Richardson, Ronald1976-78
 Richardson, Roy S.1890
 Richardson, Terry J.1991-92-93
 Richardson, Thomas V.1953-54-55
 Richtmeyer, Stanley1927
 Riddle, Alonzo J.2001-02
 Ridlon, James A.1954-55-56
 Rigan, Joseph1938-39-40
 Riley Jr., Sean K.2016
 Ringo, James1950-51-52
 Ringo, Stephen1956
 Robbins, Howard W.1913
 Roberts, Aaron2015
 Roberts, Melvin1926
 Robertson, Harold J.1916-17-19-20
 Robertson, Miles E.1911-12-13
 Robinson, Andrew2006 (Mgr.)
 Robinson, Andrew P.2007-08-09
 Robinson, Edmund A.1994
 Robinson, Fay N.1889
 Robinson, Mandel R.1976-77
 Robinson, Michal L.2011-12-13-14
 Robinson, Nicholas C.2013-14-15
 Robinson, Roger1945-46
 Robinson, R. Scott1971-72
 Robbleto, Fernando1994 (Mgr.)
 Roche, Richard G.1982-83
 Rodgers, John S.2011-12-13-14
 Rodiek, Edmund C.1938-39-40
 Roe, Terrell F.1964-65-66
 Roesch, Joseph1931
 Rogers, Earl A.1889
 Romaner, Samuel1930
 Romano, Anthony M.1980-81-82-83
 Romeo, Nicholas A.2000-01-02-03
 Ronan, Donald1951-52
 Rondeau, Andrew J.1990 (Mgr.)
 Rooks, George D.1988-89-90-91
 Rooney, Frank M.1889
 Rooney, Harold A.1963-64-65
 Roos, John W.1982-83-84
 Rose, Darius2012 (Mgr.)
 Rose, Joseph J.1956
 Rose, Walter S.1914-15
 Rossella, John A.1970-71-72
 Rosen, Richard1975-76-77
 Rosengrant, Judson1921
 Rosner, Adam J.2007-08-09-10
 Rosia, Thomas E.1966
 Ross, Joseph1981-82
 Rossetti, Carlo1995
 Rotunda, L. Michael1978-79
 Rotunno, William A.1949 (Mgr.)



Nick Provo, an Orange letterwinner from 2008-11, holds the Syracuse career record for most receptions by a tight end (92).

Roulin, Brian L.1972
 Rouse, Sherman1890-91
 Routsers, Peter S.1966
 Rubin, J. Robert1903 (Mgr.)
 Ruby, Edward J.1923
 Ruccio, Jerry A.1966-67-68
 Rudy, Aaron2012 (Mgr.)
 Ruff, Guy1978-79-81
 Ruff Jr., Kenneth K.2016
 Rugg, Augustus1923-24-25
 Ruggiero, Franklin D.1971
 Ruoff, Bernard A.1972-73-74
 Russell, Henry F.1904-05
 Russnok, Michael P.1997
 Rust, Robert E.1967-69
 Ruth, Harold1937-38-39
 Rutherford, Austin G.1902-03-04
 Rutherford, Walter1936
 Rutstein, Robert1915

S • S • S

St. Peter, John P.1969
 St. Victor, Jose1974-75-76
 Salerno, John F.1962-63
 Salerno, Sean2015 (Mgr.)
 Sales, Marcus D.2008-09-10-12
 Salkin, Aaron1992 (Mgr.)
 Sampson, Harold R.1901
 Sampson, Kevin M.2001-02-03
 Samuels, Kayton N.2015-16
 Sandquist, Timothy M.1988-89-90-91
 Sanfilippo, Carl C.1975
 Sanford, Lloyd N.1934
 Santiago, Nicholas A.2005-06-07-08
 Santoli, Frank A.1961
 Santora, Steve1982
 Santos, Franklin2013
 Sapientza, David A.1985-87-88
 Sapp, Walter J.1971-72
 Sardinia, Thomas M.1958
 Sarette, David1959-60-61
 Satterfield, Frank2008
 Sauerwein, Robert1946
 Sawyer, Herman1919
 Sawyer, Kenneth L.1971-72-73
 Saylor, James E.1959
 Scanlon, Richard J.2000-01-02-03
 Shade, Fred F.1902-03-04
 Schar, William P.1989
 Scharoun, Jeremy C.1973-74
 Schena, Matt1995
 Schiffner, Robert A.1947-48-49
 Schlachter, Christopher P.1914-15

Schmidlin, Carl E.1923
 Schmidt, Eugene I.1941-47
 Schmitt, Richard1973-74
 Schoen, Alex R.2013
 Schoenfeld, David1996 (Mgr.)
 Schoonmaker, Robert J.1968-70
 Schoonover, William1961-62-63
 Schreck, Edward A.1965-66-67
 Schultz, Adress1915
 Schwarzer, Joseph K.1916-17-18-19
 Schwedes, Gerhard H.1957-58-59
 Schwedes, Scott1983-84-85-86
 Schwert, M. Peter1953-54-55
 Scibelli, Anthony J.1963-64-65
 Scipione, John A.1969
 Scissum, Chauncey2014-15
 Sciuillo, Anthony1985
 Scoba, Michael J.1947-49
 Scott, George A.2000
 Scott, Kevyn M.2008-09-10-11
 Scott, Nico A.2007-08-09
 Scott, O'Neill2001-02-03-04
 Scully, John H.1909
 Scully, Stephen J.1973-74
 Seager, Raymond H.1961-62
 Sebo, Samuel E.1927-28-29
 Seeley, Wirt D.1961-62
 Segal, Harry L.1916-17-19
 Seibert, Thomas J.1978-79-80-81
 Seiter, Gordon1944
 Seketa, John B.1960-61
 Sellers, Jeremy W.2006-07
 Semall, Bruce D.1976-77
 Sessler, James P.1975-76-77
 Seymour, Richard D.1912-13-14
 Shadle, Patrick Q.2006-07-08
 Shafer, Michael W.1999-2000-01-02
 Shaffer, Christopher L.1976-77-78-79
 Shale, Sheldon1935
 Shallish, Harry B.1926 (Mgr.)
 Shanley, Seamus C.2013-14-15
 Sharp, Jerry A.1991-92
 Sharpe, Brandon H.2009-10-11-12
 Shaw, Gregory A.1993
 Shaw, Lester A.1909
 Shaw, William F.1925
 Sheedy, James1986
 Sheeran, Daniel J.2007-08
 Shek, William1939-40
 Shekitta, Andrew1946
 Shemin, William1922
 Sheppard, Lucian H.1891
 Shimer, Mason C.1909
 Shor, Alexander B.2005

Short, Robyn S.2000 (Mgr.)
 Shreve, James R.1948-49-50
 Shufelt, James V.1913-14
 Shramko, Eric1997 (Mgr.)
 Siano, Michael1982-83-84-85
 Sickles, Joseph1978-79
 Sidat-Singh, Wilmet1937-38
 Sidey, John1939
 Sidoni, Anthony T.1973
 Sidor, Anthony J.1978-79-80
 Sikand, Sant S.1998
 Silvanic, George1947-48-49
 Simko, Jack1983-84
 Simmons, Don W.2012-14-15
 Simmons, Edward1946
 Simmons, Sr., Roy D.1922-23-24
 Simpkins, Rickie Jr.1998-99-2000
 Simpson, Frank H.1907-08 (Mgr.)
 Simpson, Scott1991 (Mgr.)
 Sims, Jr., Turnell1987-88-89-90
 Sinceno, Kaseem T.1994-95-96-97
 Singer, Robert1952 (Mgr.)
 Singer, Milton1932-33-34
 Singer, Walter1932-33-34
 Singer Jr., William F.1894
 Sirowich, Kenneth C.1991
 Sklarosky, Michael A.2006
 Skonieczki, Gerald W.1957-58-59
 Skop, Michael1952-53-54
 Skurka, Joseph1948-49
 Skyinskus, William1950-51-52
 Slaby, Leonard1961-62-63
 Slade, Daniel1942
 Slater, Charles A.1914-15
 Slayton, Chris2015
 Slick, Paul I.1952-53-54
 Sloan, Ryan R.2013-14
 Slovenski, Walter1946-47-48-49
 Smalley, Frank M.1892-93-94-95
 Smallwood, W. Martin1892-93-94-95
 Smallwood, W.T.1896-97-98-99
 Smith, Andre1994
 Smith, Anthony B.2003-04-05
 Smith II, Clifton M.1999-2000-01-02
 Smith, Derrell M.2007-08-09-10
 Smith, Jerome H.2011-12-13
 Smith, Kelvin V.2003-04-05-06
 Smith, Leonard W.970
 Smith, Oliver J.1911-12
 Smith Jr., R. Calvin1953-54-55
 Smith, Roger H.1965-66
 Smith, Tajiddin M.2006-07
 Smith, Thomas J.1961
 Smith, Thomas S.1969

Smith, Vaughn E.	2000
Smith, Walter S.	
Smith, Wilber F.	1898-99
Smith, William H.	1967-68
Smithson, William B.	1913-15
Smyrl, Charles J.	1972-73
Snell, Clifford J.	1997-99-2000
Snider, John E.	1961-62-63
Snyder, Earle D.	1910 (Mgr.)
Snyder, Eric J.	1966
Snyder, George L.	1972 (Mgr.)
Snyder, Jeremy A.	2004
Sobul, Jerald B.	1961
Sofisian, Walter J.	1961-62-63
Sokol, Stanley E.	1961
Southwick, David	1951 (Mgr.)
Sparks, Brian	1995
Sparfield, Lawrence J.	
Spector, Andrew E.	1964-65 (Mgr.)
Speller, Nicholas A.	2009
Spencer, James	1992
Spicer, Lewis	1944
Spillet, John J.	1973
Spillet, Thomas	1960-61
Spinney, Stephen A.	1975-76-77-78
Spitz, Russell	1978-79-80
Sposato, Ross D.	1969-71-72
Spotwood, Quinton S.	1996-97-98-99
Sproule, William J.	1959
Spruill, Marquis	2010-11-12-13
Stach, Kenneth J.	1973
Stacchiotti, James	1976
Stafford, Albert E.	1899-1900
Stamelman, Louis R.	1930
Stancin, Eugene	1960-61-62
Stanton, Scott M.	1999
Stark, Charles G.	1931
Stark, Harry	
Stark, S. Louis	1932-33-34
Stark, Peter G.	1951-52-53
Stark, William B.	1945 (Mgr.)
Starobin, Mordecai	1922-23-24
Stecker, Charles R.	1965
Stecker, Herbert W.	1964-65-66
Stedman, Murray S.	
Steele, Allen D.	1892
Steele, Clifford	1916-17-18
Steen, Gregory K.	1972-73-74
Steen, James	1932-33-34
Stefanelli, Dominick	1932
Stefanski, Gary	1978 (Mgr.)
Steigler, Herbert F.	1951-52-53
Stein, Arthur H.	1905-06-07-08
Steiner, Richard P.	970-71-72
Stem, Robert P.	1959-60-61
Stendick, Michael D.	2007-08-09
Stephens, Thomas	1982-83-84
Stephens, Thomas G.	1956-57-58
Stephenson, Franklin	1904
Stevens, David	2010-11-12
Stevens, Warren	1928-29-30
Stewart, Robert J.	1936
Stimson, James P.	1904-05-06-07
Stock, George J.	1956-57
Stoepel, Craig S.	1985-86-87-88
Stonberg, Abraham	1929-30-31
Stone, Avatus H.	1950-51
Stout, Horace E.	1889-91
Strayer, George	1936
Striba, George	1936
Strickland, Dontae	2015-16
Strid, Charles H.	1955-56-57
Stroope, Darrell G.	1998
Stuhlweissenburg, Claus	1987
Sudano, Nick	1997-98-99
Sudnick, Charles	1933
Sujansky, Justin	2004
Sullivan, Daniel E.	1908
Sullivan, Daniel R.	1961
Sullivan, Jeremiah H.	
Sullivan, Thomas	1944-45
Summerville, Shawntrealle, D.	1997
Suter, Max D.	2007-08-09-10
Sutton, Robert F.	1972-73
Svanson, Gust G.	1966
Swarr, John L.	1937-38
Sweat, Gary L.	1971-72-73
Sweeney, Charles P.	1983
Sweeney, Walter F.	1960-61-62
Swinson, Mark A.	1988
Swittenburg, Troy N.	2003-04
Sydner, Willie	1981
Szombathy, Joseph	1950-51-52

T • T • T

Tabor, Don1929 (Mgr.)	
Tait, James1983-84-85	
Tanner, Jason A.2006-07	
Tarbox, Bruce B.1958-59-60	
Tarrant, Brian K.1994-95	
Tarullo, Matthew G.2002-03-04	
Tate, David R.1974-75	
Tate, Robert P.1977-78	
Taylor, Anthony L.1990	
Taylor, John H.1936-37-38	
Taylor, John O.1926-27	
Taylor, Lee1941 (Mgr.)	
Taylor, Richard L.1956	
Taylor Jr., Ted R.2015-16	
Telinski, S. Stephen1948-49	
Ten Eyck, Gerald1926-27	
Terry, Adam S.2002-03-04	
Terry, Reginald V.1991-93	
Thebner, Zachary Q.2016 (Mgr.)	
Thomas, Jonathan M.2014-15-16	
Thomas, Joshua L.2001-02-03	
Thomas, Malcolm L.1993-94-95-96	
Thomas, Phillip M.2009-10-11	
Thomas Jr., Robert W.1958	
Thomas, Shamarko L.2009-10-11-12	
Thomas, Willard1937-38-39	
Thompson, G. Bryant1916-17-18-19-20	
Thompson Jr., Ronald J.2013-14-15	
Thoms, Arthur1966-67-68	
Thomson, Robert M.1987-88-89-90	
Thornburn, A.D.1898-99	
Thorne, Christopher J.2004-05-06	
Throckmorton, L.S.1912	
Thurlow, Thomas H.1926 (Mgr.)	
Thurston, George G.1939-40-41	
Tice, Raymond L.2009-10-11	
Tiller, Andrew J.1931-32	
Tindall, Francis G.1932-33	
Tisdale, Francis1928-29-30	
Titmas, Herbert J.1991-92-93	
Todd, Carroll A.1898	
Todd, James2013-14	
Tobias, Gregory C.1889-90	
Tooke, Charles W.1935-36	
Touchton, George E.1965-66	
Towne, Richard E.1976-77-78	
Trappaso, Timothy L.1968-70	
Trask, Ronald C.1890	
Traver, Herman D.1913-14-15	
Travis, Leslie M.2013-14-15	
Travostino, Peter1942 (Mgr.)	
Trejo, Trevon M.2013-14-15	
Trento, Angelo1934	
Trendowski, Thomas N.2010-11	
Tribbey, Tomoneol2007-08-09-10	
Trigg, Joseph E.1914-15	
Troilo, Arthur1952-53-54	
Troup, Paul A.1937-39	
Trout, Charles W.1921-22-23	
Trout, Nathan M.1996-97-98-99	
Trudo III, Robert C.2012-13-14-15	
Tsarnas, John1945-46	
Tsurushima, Shin1999 (Mgr.)	
Tull, Mario A.2010	
Tucker, David L.1903-04-05	
Turner, Jim A.1994-95-96-97	
Tuten Jr., Melvin A.1992-93-94	
Twaddle, Harry L.1909	
Tyger, Larry J.1995	
Tyler, Ronald G.1954-55	
Tyree, David M.1999-2000-01-02	

U • U • U

Urban, Edward A.1948-49	
Urban, George J.1947-48-49	
Usher, Louis C.1918	
Uyeda, Carl1944	

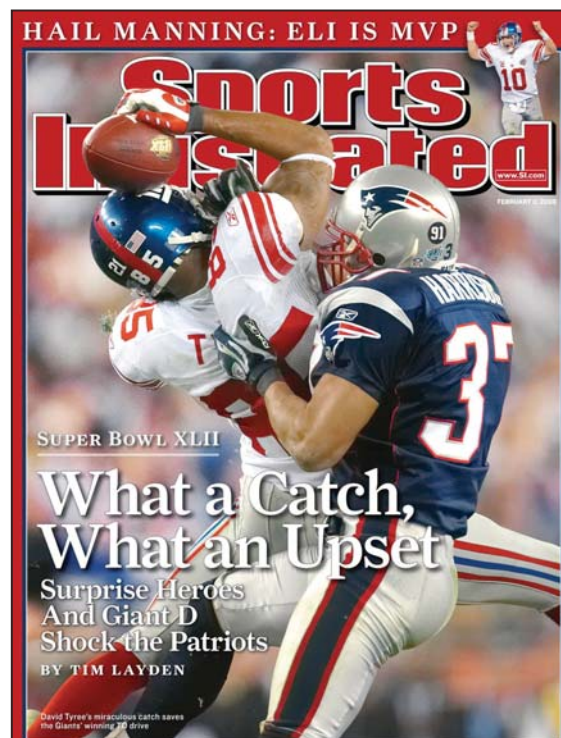
V • V • V

Vaccaro, Michael1994 (Mgr.)	
Valchar, Frank J.1958	
Van Arnam, John R.1906	
Van Blaricum, Clarence1921-22	
Vanca, William1978 (Mgr.)	
Van Deusen, H.S.1894-95	
Van Deusen, Edward S.1904	
Van Duyn, Cornelius1904	
Van Duyn, Wilber1894-95	
Van Lengen, F.W.1923-25	
Van Lengen, W.H.1927-28-29	
Van Ness, Albert W.1975	
Varvari, William D.1975	

Vaughan, Daniel J.2009-10-11-12	
Vaughan, Ernest F.1961	
Vaughn, Earl1975-76	
Vavra, Joseph A.1932-33-34	
Vergara, Albert1951-52-53	
Vergara, Anthony1950-52	
Vergara, Vincent1950-52	
Vernon, Elliott E.1893-94-96	
Vesling, Timothy1985-86-87	
Vesper, Donald1941	
Vickery, Stephen A.2012-13-14-15	
Vigille, Oliver1981-82-83-84	
Villanti, Steve1922	
Vincett, Reed W.1965	
Virgilio, Lawrence A.1950-52	
Voegler, Nicholas1967-68-69	
Vogt, Gerald J.1964	
vonBischoffshausen, John1897	
Voorhees, Karl B.1974-75-76-77	
Voyda Jr., Thomas J.1974-75-76-77	

W • W • W

Wade, Eric1982	
Waite, Dean H.1910	
Waldorf, Lynn O.1922-23-24	
Waldron, Harold R.1909-10	
Wales, Beckett W.2010-11-12-13	
Walker Jr., Anthony1995-96	
Walker, David L.1989-90-91-92	
Walker, Duane L.1968-69	
Walker, Gregory E.1988-89-90-91	
Walker, Keon D.1999-2000-01-02	
Walker Jr., Matthew C.1982-83	
Walker, William H.1993-94	
Walsh, Bill1996 (Mgr.)	
Walters, Herbert1912	
Walters, Jason A.1994-95-96-97	
Walters, Stanley P.1970-71	
Wansack Jr., Matthew1932-33-34	
Ward, Derek1986-87	
Warholak, Ted1955-56	
Warner, David1979-80-81	
Warren, Brent T.1995-96-97	
Warren, Jacob2015 (Mgr.)	
Warren, Ulysses G.1893-94-95	
Washington, Timothy2005	
Watkins, Frederick H.1889-90-91	
Watrel, Albert A.1948-49	
Watrel, Warren E.1956	
Watson, Thomas1985-86	
Watt, Joseph1940-41-42	
Watt, Joseph C.1964	
Watts, Leon1978	
Waugh, Orlo L.1905-06-07-08	
Waxman, Michael1962	
Weaver, Aaron R.2010	
Weaver, Leo1941-42	
Weber, Mark A.1958-59-60	
Weber, Richard1940-41-42	
Webster, Parker1935-36-37	
Webster, Steven E.1972-73	
Weeks, Harry G.1900-01-02	
Weir, Dennis J.1962	
Weisenburger, Gregg M.1988	
Weiss, John1944	
Welch, Darren1975-76-77-78	
Welch, Robert B.1950	
Wells, Donald E.1974-75-76-77	
Wells, Rodney C.1999-2001	
Welsh, Robert J.2011-12-13-14	
Wentworth, James M.1988-89-90-91	
Werner, Howard1942	
Werth, John1983	
West, Jarrod2011-12-13-14	
Wetzel, William A.1952-53-54	
Whigham, Julian2012-13-14-15	
Whitaker, Spencer J.1913	
Whitcomb, Frank E.1920	
White, George H.1891-94	
White, Harold A.1913-14-15-16	
White, John1979	
White, Joshua M.2009	
White, Raymond C.1968-69-70	
Whiteman, Sean R.1988-89	
Whitesell, Richard1941-42-46	
Whiteside, Milford J.1891	
Whitfield, George F.1890-91	
Whitfield Jr., Thomas2003-05	
Whitney, Robert1926	
Whitner, Kielan C.2015-16	
Wiederkehr, Hans1985	
Wienke, Harris L.1964-65-66	
Wier, Edward J.1894-96	
Wilcox, Morgan A.1894-96	
Wilcox, Ralph E.1890	
Wilcox, William W.1890	



Receiver David Tyree, known for "The Catch" in Super Bowl XLII, lettered for the Orange from 1999 through 2002.

Wilhelm, Thomas D.1962-63-64	
Wilkes, Jeremi J.2010-11-12-13	
Wilkinson, Marcus E.1910-14-15	
Williams, Boyd1941-42	
Williams, Bruce2005-06-07-08	
Williams, Glenn K.1975-76-77-78	
Williams, Gregory B.1976-77-78-79	
Williams, James D.1973	
Williams Jr., Lee2005-06-07	
Williams, Madei C.1998-99	
Williams III, McKinley2016	
Williams, Michael A.2007	
Williams Jr., Rodney S.2015-16	
Williams, Roland L.1994-95-96-97	
Williams, Timothy C.1972-73	
Williams, Wayne A.2014	
Willis, Roy D.1994	
Wills, Donald E.1950	
Wilson, Austin J.2014	
Wilson, Clifford B.1938-39-40	
Wilson, De'Jon2016	
Wilson, Glenn A.1975-76-77	
Wilson, James A.1961	
Wilson, Sir Mawn J.1993-94-95	
Wilson, Timothy A.1977-78-80	
Wilson, Otis1975	
Winfield Jr., Corey E.2014-15-16	
Winick, Walter L.1926-27-28	
Wink, Charles J.1957-61	
Winter, Blaise1980-81-82-83	
Winters, Bernard A.1974-75-76-77	
Wisdom, Terrence B.1989-90-91-92	
Wiseman, Rebern1950-51	
Wittman, Robert1925-27	
Wohlabaugh, David V.1992-93-94	
Wolf, James B.1907	
Wolf-Gould, Jesse2014	
Woffley, Craig A.1976-77-78-79	
Womack, Douglas R.1991-92-93	
Womack, Kenterius2015	
Womack, Ronald J.1968	
Wood, Olin B.1890-91	
Wood, W.W.1895-96	
Woodcock, Patrick I.1998-99-2000	
Wooden, Edward L.1990-91-92	
Wooden, Terrence T.1986-87-88-89	
Woodruff, Leroy T.1912-13-14	
Woodruff, Robert B.1970-71-72	
Wooten, Alfred J.1990-91-92-93	
Wosilius, William T.1965-66	
Wright, Arthur1927 (Mgr.)	
Wright, Harold E.1961	
Wright, James A.1890-91	
Wright, Joseph A.1890-91	

Y • Y • Y

Yancey, Bruce1951-52-53	
Yaple, Edward1950-51-52	
Yard, Kevin M.1976-77	
Yates, Robert E.1958-59	
Yencho, George M.1970-71-72	
Yochum, Daniel L.1970-71	
Youmans, Maurice E.1958-59	
Young, Joshua1996 (Mgr.)	
Young, Glen H.1989-90-91-92	
Young, Robert1949-50-51	
Young, Sidney W.1958	
Young, William1945	
Yost Jr., George D.1974-75	

Z • Z • Z

Zamaitis, Edward S.1972-73-74	
Zambuto, Paul1978-79-80-81	
Zanieski, William J.1965-66-67	
Zanovitch, William J.1973-75-76	
Zaso, Gus C.1954-55-56	
Zegalia, Stephen C.1966-67-68	
Zeglen, Joseph J.1973	
Ziegler, Brent1980-81-82-83	
Ziff, David1922	
Zimdahl, Walter1937-38-39	
Zimmerman, Charles D.1956-57-58	
Zimmerman, Eric R.1965	
Zimmerman, Gifford G.1921-22-23	
Zimmerman, Robert A.1970-71	
Zunic, Michael J.1978-79-80-81	
Zur, Randolph C.1969-70	



ANNUAL SEASON LEDGER

1959 NATIONAL CHAMPIONS

136 ALL-AMERICANS

Year	Coach	Record	Conf/Finish #	Postseason
1889	No Coach	0-1-0	---	---
1890	Bobby Winston	7-4-0	---	---
1891	William Galbraith	4-7-0	---	---
1892	Jordan C. Wells	0-8-1	---	---
1893	No Coach	4-9-1	---	---
1894	George H. Bond	6-5-0	---	---
1895	George O. Redington	6-2-2	---	---
1896	George O. Redington	5-3-2	---	---
1897	Frank E. Wade	5-3-1	---	---
1898	Frank E. Wade	8-2-1	---	---
1899	Frank E. Wade	4-4-0	---	---
1900	Edwin R. Sweetland	7-2-1	---	---
1901	Edwin R. Sweetland	7-1-0	---	---
1902	Edwin R. Sweetland	6-2-1	---	---
1903	Ancil D. Brown	5-4-0	---	---
Jason B. Parish				
1904	Dr. Charles P. Hutchins	6-3-0	---	---
1905	Dr. Charles P. Hutchins	8-3-0	---	---
1906	Frank J. O'Neill	6-3-0	---	---
1907	Frank J. O'Neill	5-3-1	---	---
1908	Howard H. Jones	6-3-1	---	---
1909	T.A. Dwight Jones	4-5-1	---	---
1910	T.A. Dwight Jones	5-4-1	---	---
1911	C. DeForest Cummings	5-3-2	---	---
1912	C. DeForest Cummings	4-5-0	---	---
1913	Frank J. O'Neill	6-4-0	---	---
1914	Frank J. O'Neill	5-3-2	---	---
1915	Frank J. O'Neill	9-1-2	---	---
1916	William Hollenback	5-4-0	---	---
1917	Frank J. O'Neill	8-1-1	---	---
1918	Frank J. O'Neill	5-1-0	---	---
1919	Frank J. O'Neill	8-3-0	---	---
1920	John Meehan	6-2-1	---	---
1921	John Meehan	7-2-0	---	---
1922	John Meehan	6-1-2	---	---
1923	John Meehan	8-1-0	---	---
1924	John Meehan	8-2-1	---	---
1925	C.W.P. Reynolds	8-1-1	---	---
1926	C.W.P. Reynolds	7-2-1	---	---
1927	Lew Andreas	5-3-2	---	---
1928	Lew Andreas	4-4-1	---	---
1929	Lew Andreas	6-3-0	---	---
1930	Vic Hanson	5-2-2	---	---
1931	Vic Hanson	7-1-1	---	---
1932	Vic Hanson	4-4-1	---	---
1933	Vic Hanson	4-4-0	---	---
1934	Vic Hanson	6-2-0	---	---
1935	Vic Hanson	6-1-1	---	---
1936	Vic Hanson	1-7-0	---	---
1937	Ossie Solem	5-2-1	---	---
1938	Ossie Solem	5-3-0	---	---
1939	Ossie Solem	3-3-2	---	---
1940	Ossie Solem	3-4-1	---	---
1941	Ossie Solem	5-2-1	---	---
1942	Ossie Solem	6-3-0	---	---
1943	Football Suspended (WWII)			
1944	Ossie Solem	2-4-1	---	---
1945	Ossie Solem	1-6-0	---	---
1946	Clarence Munn	4-5-0	---	---
1947	Reaves Baysinger	3-6-0	---	---
1948	Reaves Baysinger	1-8-0	---	---
1949	Ben Schwartzwalder	4-5-0	---	---
1950	Ben Schwartzwalder	5-5-0	---	---
1951	Ben Schwartzwalder	5-4-0	---	---
1952	Ben Schwartzwalder	7-3-0	---	Eastern Football Champions Orange Bowl
1953	Ben Schwartzwalder	5-3-1	---	---
1954	Ben Schwartzwalder	4-4-0	---	---
1955	Ben Schwartzwalder	5-3-0	---	---
1956	Ben Schwartzwalder	7-2-0	---	Eastern Football Champions Cotton Bowl
1957	Ben Schwartzwalder	5-3-1	---	---
1958	Ben Schwartzwalder	8-2-0	---	Orange Bowl
1959	Ben Schwartzwalder	11-0-0	---	Eastern Football Champions Cotton Bowl Champions National Champions
1960	Ben Schwartzwalder	7-2-0	---	---
1961	Ben Schwartzwalder	8-3-0	---	Liberty Bowl Champions
1962	Ben Schwartzwalder	5-5-0	---	---
1963	Ben Schwartzwalder	8-2-0	---	---
1964	Ben Schwartzwalder	7-4-0	---	Sugar Bowl

Year	Coach	Record	Conf/Finish #	Postseason
1965	Ben Schwartzwalder	7-3-0	---	---
1966	Ben Schwartzwalder	8-3-0	---	Eastern Football Champions Gator Bowl
1967	Ben Schwartzwalder	8-2-0	---	---
1968	Ben Schwartzwalder	6-4-0	---	---
1969	Ben Schwartzwalder	5-5-0	---	---
1970	Ben Schwartzwalder	6-4-0	---	---
1971	Ben Schwartzwalder	5-5-1	---	---
1972	Ben Schwartzwalder	5-6-0	---	---
1973	Ben Schwartzwalder	2-9-0	---	---
1974	Frank Maloney	2-9-0	---	---
1975	Frank Maloney	6-5-0	---	---
1976	Frank Maloney	3-8-0	---	---
1977	Frank Maloney	6-5-0	---	---
1978	Frank Maloney	3-8-0	---	---
1979	Frank Maloney	7-5-0	---	Independence Bowl Champions
1980	Frank Maloney	5-6-0	---	---
1981	Dick MacPherson	4-6-1	---	---
1982	Dick MacPherson	2-9-0	---	---
1983	Dick MacPherson	6-5-0	---	---
1984	Dick MacPherson	6-5-0	---	---
1985	Dick MacPherson	7-5-0	---	Cherry Bowl
1986	Dick MacPherson	5-6-0	---	---
1987	Dick MacPherson	11-0-1	---	Eastern Football Champions Sugar Bowl
1988	Dick MacPherson	10-2-0	---	Hall of Fame Bowl Champions
1989	Dick MacPherson	8-4-0	---	Peach Bowl Champions
1990	Dick MacPherson	7-4-2	---	Aloha Bowl Champions
1991	Paul Pasqualoni	10-2-0	5-0 ^	Hall of Fame Bowl Champions
1992	Paul Pasqualoni	10-2-0	6-1 ^	Eastern Football Champions Fiesta Bowl Champions
1993	Paul Pasqualoni	6-4-1	3-4/5th	---
1994	Paul Pasqualoni	7-4-0	4-3/t-3rd	---
1995	Paul Pasqualoni	9-3-0	5-2/3rd	Gator Bowl Champions
1996	Paul Pasqualoni	9-3-0	6-1/t-1st	BIG EAST co-Champions Liberty Bowl Champions BIG EAST Champions
1997	Paul Pasqualoni	9-4-0	6-1/1st	Fiesta Bowl BIG EAST Champions Orange Bowl
1998	Paul Pasqualoni	8-4-0	6-1/1st	MUSIC CITY BOWL Champions
1999	Paul Pasqualoni	7-5-0	3-4/4th	---
2000	Paul Pasqualoni	6-5-0	4-3/t-4th	---
2001	Paul Pasqualoni	10-3-0	6-1/2nd	Insight.com Bowl Champions
2002	Paul Pasqualoni	4-8-0	2-5/t-5th	---
2003	Paul Pasqualoni	6-6-0	2-5/t-6th	---
2004 *	Paul Pasqualoni	6-6-0	4-2/t-1st	BIG EAST co-Champions Champs Sports Bowl
2005 *	Greg Robinson	1-10-0	0-7/8th	---
2006 *	Greg Robinson	4-8-0	1-6/t-7th	---
2007	Greg Robinson	2-10-0	1-6/8th	---
2008	Greg Robinson	3-9-0	1-6/t-7th	---
2009	Doug Marrone	4-8-0	1-6/t-7th	---
2010	Doug Marrone	8-5-0	4-3/4th	Pinstripe Bowl Champions
2011	Doug Marrone	5-7-0	1-6/t-7th	---
2012	Doug Marrone	8-5-0	5-2/t-1st	BIG EAST co-Champions Pinstripe Bowl Champions
2013	Scott Shafer	7-6-0	4-4/t-3rd (Atlantic)	Texas Bowl Champions
2014	Scott Shafer	3-9-0	1-7/t-6th (Atlantic)	---
2015	Scott Shafer	4-8-0	2-6/5th (Atlantic)	---
2016	Dino Babers	4-8-0	2-6/t-6th (Atlantic)	---
Total +		716-529-49	85-98	

KEY

- BIG EAST Conference (1991-2012), Atlantic Coast Conference (2013-present)

^ - BIG EAST did not award a conference title in 1991 or 1992. Highest-ranked team in USA

Today Coaches Poll was considered league champion.

* - Wins vacated by NCAA

+ - Record includes 11 wins from 2004-06 vacated by NCAA

Game-by-game results for every Syracuse football season since 1889. Home games were played on campus at The Oval from 1895-1906 and at Archbold Stadium from 1907-1978. Home games in 1979 were played at neutral sites due to the construction of the Carrier Dome, which has served as the team's home venue since 1980.

Syracuse was a member of the BIG EAST Conference from 1991-2012. There were no BIG EAST standings for 1991 and 1992. The highest-ranked team in the USA Today Coaches Poll those seasons was declared conference champion. In 2013, Syracuse joined the Atlantic Coast Conference.

Rankings at the time the game was played are listed with Syracuse first (Associated Press/Coaches Poll) followed by its opponent (Associated Press/Coaches Poll). The AP poll began in 1936. From 1961-67, the AP ranked only the nation's top 10 teams. The coaches poll was a service of the United Press (UP) and United Press International (UPI) from 1950 to 1990. In 1991, the coaches poll was taken over and released by USA Today.

Available game attendance figures are also listed.

1889

Overall Record: 0-1

Head Coach: None

Captain: J. Blake Hillyer

11/23	at Rochester	L	0-36	-/-	-/-	---
-------	--------------	---	------	-----	-----	-----

1890

Overall Record: 7-4

Head Coach: Bobby Winston

Captain: J. Blake Hillyer

9/26	Syracuse Athletic Assoc.	W	14-0	-/-	-/-	---
10/2	Syracuse Athletic Assoc.	W	32-0	-/-	-/-	---
10/18	St. John's Military Academy	W	26-6	-/-	-/-	---
10/27	Union	L	0-26	-/-	-/-	400
11/1	Hamilton	W	14-12	-/-	-/-	600
11/8	at Union	L	0-28	-/-	-/-	---
11/15	at Rochester	W	4-0	-/-	-/-	---
11/22	Rochester	L	0-11 (Forfeit)	-/-	-/-	300
	at Hamilton	L	4-6	-/-	-/-	---
11/27	Syracuse Athletic Assoc.	W	16-4	-/-	-/-	---
	St. John's Military Academy	W	18-4	-/-	-/-	---
128-97						

1891

Overall Record: 4-7

Head Coach: William Galbraith

Captain: William Fanton

10/3	at Cornell	L	0-68	-/-	-/-	---
10/17	Cornell 'B'	L	6-12	-/-	-/-	800
10/22	Syracuse Athletic Assoc.	W	22-0	-/-	-/-	---
10/24	St. John's Military Academy	L	0-4	-/-	-/-	800
10/30	at Hamilton	L	4-22	-/-	-/-	---
11/7	Colgate	L	16-22	-/-	-/-	---
11/11	at Union	L	0-75	-/-	-/-	---
11/12	Syracuse Athletic Assoc.	L	0-28	-/-	-/-	---
11/21	Rochester	W	18-16	-/-	-/-	---
11/26	Syracuse Athletic Assoc.	W	22-10	-/-	-/-	1,000
	St. John's Military Academy	W	22-4	-/-	-/-	---
110-261						

1892

Overall Record: 0-8-1

Head Coach: Jordan C. Wells

Captain: Sherman Rouse

9/28	at Cornell	L	0-58	-/-	-/-	---
10/12	Syracuse Athletic Assoc.	L	0-24	-/-	-/-	500
10/21	Syracuse Athletic Assoc.	L	4-18	-/-	-/-	1,000
10/29	Union	L	0-52	-/-	-/-	---
11/5	Hamilton	L	0-12	-/-	-/-	---
11/9	Syracuse Athletic Assoc.	T	0-0	-/-	-/-	1,000
11/12	at Rochester	L	0-22	-/-	-/-	---
11/15	Syracuse Athletic Assoc.	L	0-4	-/-	-/-	---
	St. John's Military Acad.	L	0-28	-/-	-/-	---
4-218						

1893

Overall Record: 4-9-1

Head Coach: None

Captain: George H. Bond

9/21	Syracuse Athletic Assoc.	L	0-22	-/-	-/-	---
9/27	Cornell	L	0-44	-/-	-/-	---
10/7	St. John's Military Acad.	L	16-24	-/-	-/-	---
10/14	at Syracuse Athletic Assoc.	L	0-28	-/-	-/-	200
10/21	St. John's Military Acad.	L	4-18	-/-	-/-	500
10/26	at Colgate	L	0-58	-/-	-/-	---
10/31	Syracuse HS	W	20-0	-/-	-/-	---
11/4	at Hamilton	W	16-14	-/-	-/-	---
11/11	at Union	L	0-66	-/-	-/-	---
11/15	at Syracuse Athletic Assoc.	L	4-28	-/-	-/-	75
11/18	Rochester	T	10-10	-/-	-/-	---
11/30	at Rochester	L	0-6	-/-	-/-	---
	Onondaga Academy	W	30-0	-/-	-/-	---
	Cazenovia	W	24-0	-/-	-/-	---
124-318						

1894

Overall Record: 6-5

Head Coach: George H. Bond

Captain: Robert Adams

9/26	at Cornell	L	0-39	-/-	-/-	---
9/29	Hobart	W	18-4	-/-	-/-	---
10/6	at Colgate	L	8-32	-/-	-/-	---
10/13	Cornell 'B'	W	22-0	-/-	-/-	---
10/20	Syracuse Athletic Assoc.	L	6-10	-/-	-/-	---
11/3	Cazenovia	W	20-0	-/-	-/-	---
11/6	St. John's Military Acad.	W	20-12	-/-	-/-	---
11/10	at Rochester	W	28-18	-/-	-/-	---
11/17	Hamilton	W	50-0	-/-	-/-	---
11/21	Union	L	10-20	-/-	-/-	---
11/24	St. John's Military Acad.	L	6-22	-/-	-/-	---
188-157						

1895

Overall Record: 6-2-2

Head Coach: George O. Redington

Captain: Robert Adams

9/26	at Cornell	L	0-8	-/-	-/-	---
10/5	at Scranton Athletic Assoc.	W	12-0	-/-	-/-	---
10/10	Syracuse Athletic Assoc.	W	24-0	-/-	-/-	---
10/19	at Williams	L	10-28	-/-	-/-	---
10/26	St. John's Military Acad.	T	6-6	-/-	-/-	---
11/2	Hobart	W	46-0	-/-	-/-	---
11/9	Colgate	W	4-0	-/-	-/-	---
11/13	Syracuse Athletic Assoc.	W	18-0	-/-	-/-	---
11/16	Rochester	W	30-0	-/-	-/-	---
11/23	at St. John's Military Acad.	T	4-4	-/-	-/-	---
154-46						

1896

Overall Record: 5-3-2

Head Coach: George O. Redington

Captain: Robert Adams

	Syracuse HS	W	24-0	-/-	-/-	---
10/3	at Cornell	L	0-22	-/-	-/-	---
10/10	Elmira Athletic Assoc.	W	20-6	-/-	-/-	---
10/17	Williams	L	6-24	-/-	-/-	---
10/24	at Colgate	L	0-6	-/-	-/-	---
10/27	Rochester	W	62-4	-/-	-/-	---
10/31	Syracuse Athletic Assoc.	W	26-0	-/-	-/-	---
11/7	at Buffalo	T	6-6	-/-	-/-	---
11/14	St. John's Military Acad.	W	40-0	-/-	-/-	---
11/26	at Clyde Athletic Assoc.	T	10-10	-/-	-/-	---
194-78						

1897

Overall Record: 5-3-1

Head Coach: Frank E. Wade

Captain: Harry O'Day

9/25	Cazenovia	W	36-0	-/-	-/-	---
10/2	at Cornell	L	0-16	-/-	-/-	---
10/7	Hobart	W	18-0	-/-	-/-	---
10/16	at Colgate	T	6-6	-/-	-/-	---
10/23	Union	W	40-0	-/-	-/-	---
10/30	at Cortland	W	24-0	-/-	-/-	---
11/3	Rochester	W	36-0	-/-	-/-	---
11/6	at Buffalo	L	0-16	-/-	-/-	800
11/13	Buffalo	L	0-10	-/-	-/-	---
160-48						

COACHING LEDGER

Coach	Seasons	Years	Record	Pct.
No Coach	2	1889, 1893	4-10-1	.300
Bobby Winston	1	1890	7-4-0	.636
William Galbraith	1	1891	4-7-0	.364
Jordan C. Wells	1	1892	0-8-1	.056
George H. Bond	1	1894	6-5-0	.545
George O. Redington	2	1895-96	11-5-4	.650
Frank E. Wade	3	1897-99	17-9-2	.643
Edwin R. Sweetland	3	1900-02	20-5-2	.778
Ancil D. Brown	1	1903	5-4-0	.556
Jason B. Parish				
Dr. Charles P. Hutchins	2	1904-05	14-6-0	.700
Frank J. O'Neill	8	1906-07	52-19-6	.714
		1913-15		
		1917-19		
Howard H. Jones	1	1908	6-3-1	.650
T.A. Dwight Jones	2	1909-10	9-9-2	.500
C. DeForest Cummings	2	1911-12	9-8-2	.526
William Hollenback	1	1916	5-4-0	.556
John Meehan	5	1920-24	35-8-4	.787
C.W.P. Reynolds	2	1925-26	15-3-2	.800
Lew Andreas	3	1927-29	15-10-3	.589
Vic Hanson	7	1930-36	33-21-5	.602
Ossie Solem	8	1937-45 #	30-27-6	.524
Clarence Munn	1	1946	4-5-0	.444
Reaves Baysinger	2	1947-48	4-14-0	.222
Ben Schwartzwalder	25	1949-73	153-91-3	.626
Frank Maloney	7	1974-80	32-46-0	.410
Dick MacPherson	10	1981-90	66-46-4	.586
Paul Pasqualoni ¹	14	1991-2004	107-59-1	.644
Greg Robinson ²	4	2005-08	10-37-0	.213
Doug Marrone	4	2009-12	25-25-0	.500
Scott Shafer	3	2013-15	14-23-0	.378
Dino Babers	1	2016	4-8-0	.333
Total *	127 seasons		716-521-49	.576

KEY

- No team in 1943

1 - Pasqualoni's record includes six wins from 2004

vacated by NCAA

2 - Robinson's record includes five wins from 2005-06

vacated by NCAA

* - Overall record includes 11 wins from 2004-06

vacated by NCAA

1898

Overall Record: 8-2-1

Head Coach: Frank E. Wade

Captain: Morgan Wilcox

9/21	at Cornell	L	0-28	-/-	-/-	---
10/1	Rochester	W	35-0	-/-	-/-	---
10/5	Cornell	L	0-30	-/-	-/-	---
10/12	at Hobart	W	46-5	-/-	-/-	---
10/22	at Case School of Science	W	10-0	-/-	-/-	---
10/26	Syracuse Athletic Assoc.	W	28-0	-/-	-/-	---
10/29	at Ogdensburg	W	17-6	-/-	-/-	---
11/5	NYU	W	17-0	-/-	-/-	---
11/9	Syracuse Athletic Assoc.	W	28-0	-/-	-/-	---
11/12	at Wyoming Seminary	W	11-0	-/-	-/-	---
11/19	Trinity	T	0-0	-/-	-/-	---
192-69						

1899

Overall Record: 4-4

Head Coach: Frank E. Wade

Captain: Carl Dorr

9/27	at Cornell	L	0-17	-/-	-/-	---
10/7	Syracuse Athletic Assoc.	W	6-0	-/-	-/-	---
10/14	NYU	W	10-5	-/-	-/-	---
10/28	Williams	L	0-6	-/-	-/-	---
11/4	Buffalo	L	0-16	-/-	-/-	---
11/11	at Rochester	W	23-0	-/-	-/-	---
11/18	at Army	L	6-12	-/-	-/-	---
11/22	at Dickinson	W	18-7	-/-	-/-	---
63-63						



The Oval served as the Orange's home field from 1895-1906. SU defeated Niagara 46-0 in its last game there on Nov. 10, 1906.

1900

Overall Record: 7-2-1

Head Coach: Edwin R. Sweetland

Captain: Haden Patten

9/22	Cortland	W	35-0	-/-	-/-	---
9/29	at Cornell	L	0-6	-/-	-/-	---
10/6	St. Lawrence	W	70-0	-/-	-/-	---
10/13	NYU	W	12-0	-/-	-/-	---
10/17	at Princeton	L	0-43	-/-	-/-	---
10/20	Amherst	W	5-0	-/-	-/-	---
11/3	at Oberlin	W	6-0	-/-	-/-	---
11/10	Dickinson	W	6-0	-/-	-/-	---
11/17	Rochester	W	68-5	-/-	-/-	---
11/24	at Brown	T	6-6	-/-	-/-	---
208-60						

1901

Overall Record: 7-1

Head Coach: Edwin R. Sweetland

Captain: Lynn Wycoff

9/21	Cortland	W	35-0	-/-	-/-	---
9/28	RPI	W	26-0	-/-	-/-	---
10/5	at Brown	W	20-0	-/-	-/-	500
10/12	Lafayette	L	0-5	-/-	-/-	3,000
10/19	Clarkson	W	27-0	-/-	-/-	---
10/26	Amherst	W	28-17	-/-	-/-	5,000
11/9	at Columbia ¹	W	11-5	-/-	-/-	3,000
11/20	Vermont	W	38-0	-/-	-/-	1,000
185-27						

1902

Overall Record: 6-2-1

Head Coach: Edwin R. Sweetland

Captain: Ancil D. Brown

9/20	Cortland	W	21-0	-/-	-/-	---
9/27	Onondaga Indians	W	34-0	-/-	-/-	---
10/4	Clarkson	W	34-0	-/-	-/-	---
10/11	Colgate	W	23-0	-/-	-/-	---
10/18	Amherst	W	15-0	-/-	-/-	---
10/25	at Yale	L	0-24	-/-	-/-	---
11/1	Williams	W	26-17	-/-	-/-	---
11/15	at Army	L	0-46	-/-	-/-	---
11/27	at Columbia	T	6-6	-/-	-/-	---
159-93						

1903

Overall Record: 5-4

Head Coaches: Ancil D. Brown, Jason B. Parish

Captain: Frank H. O'Neill

9/19	Cortland	W	23-0	-/-	-/-	2,000
9/26	Onondaga Indians	W	35-0	-/-	-/-	---
10/3	Clarkson	W	47-0	-/-	-/-	---
10/10	RPI	W	33-0	-/-	-/-	---
10/17	Colgate	L	5-10	-/-	-/-	3,000
10/24	Williams	L	5-17	-/-	-/-	2,500
10/31	Niagara	W	47-0	-/-	-/-	---
11/7	at Yale	L	0-30	-/-	-/-	5,000
11/14	Brown	L	5-12	-/-	-/-	3,800
200-69						

1904

Overall Record: 6-3

Head Coach: Dr. Charles P. Hutchins

Captain: Robert Park

9/24	Cortland	W	27-0	-/-	-/-	600
10/1	Clarkson	W	69-0	-/-	-/-	---
10/8	Colgate	L	0-11	-/-	-/-	---
10/15	at Yale	L	9-17	-/-	-/-	---
10/22	Niagara	W	52-4	-/-	-/-	---
10/29	Allegheny	W	69-0	-/-	-/-	---
11/5	Manhattan	W	144-0	-/-	-/-	---
11/12	Lehigh	W	30-4	-/-	-/-	---
11/19	at Army	L	5-21	-/-	-/-	---
405-57						

1905

Overall Record: 8-3

Head Coach: Dr. Charles P. Hutchins

Captain: David Tucker

9/22	Alfred	W	52-0	-/-	-/-	1,500
9/27	Hobart	W	24-0	-/-	-/-	1,200
9/30	Rochester	W	16-0	-/-	-/-	---
10/7	at Yale	L	0-16	-/-	-/-	---
10/14	at Hamilton	W	27-0	-/-	-/-	---
10/21	Colgate	W	11-5	-/-	-/-	8,000
10/28	Lehigh	W	17-0	-/-	-/-	3,000
11/4	at Brown	L	0-27	-/-	-/-	---
11/11	Holy Cross	W	16-4	-/-	-/-	---
11/18	RPI	W	62-0	-/-	-/-	---
11/25	at Army	L	0-17	-/-	-/-	---
225-69						

1906

Overall Record: 6-3

Head Coach: Frank J. O'Neill

Captain: James Stimson

9/26	Hobart	W	28-6	-/-	-/-	800
9/29	Rochester	W	38-0	-/-	-/-	---
10/6	at Yale	L	0-51	-/-	-/-	---
10/13	Hamilton	W	37-0	-/-	-/-	2,000
10/20	Colgate	L	0-5	-/-	-/-	8,000
11/3	vs. Carlisle ²	L	4-9	-/-	-/-	8,000
11/10	Niagara	W	46-0	-/-	-/-	---
11/17	at Lafayette	W	12-4	-/-	-/-	---
11/24	at Army	W	4-0	-/-	-/-	---
169-75						

1907

Overall Record: 5-3-1

Head Coach: Frank J. O'Neill

Captain: Ford Park

9/25	Hobart	W	28-0	-/-	-/-	2,000
9/28	Rochester	W	40-6	-/-	-/-	---
10/5	at Yale	L	0-11	-/-	-/-	---
10/12	vs. Carlisle ²	L	6-14	-/-	-/-	---
10/19	Williams	W	9-0	-/-	-/-	6,000
10/26	Hamilton	W	22-0	-/-	-/-	---
11/2	Bucknell	W	20-6	-/-	-/-	---
11/16	Lafayette	T	4-4	-/-	-/-	---
11/23	at Army	L	4-23	-/-	-/-	---
133-64						

1908

Overall Record: 6-3-1

Head Coach: Howard H. Jones

Captain: Marquis (Bill) Horr

9/23	Hobart	W	51-0	-/-	-/-	---
9/26	Hamilton	W	18-0	-/-	-/-	---
10/3	at Yale	L	0-5	-/-	-/-	---
10/10	vs. Carlisle ²	L	0-12	-/-	-/-	8,000
10/17	Rochester	W	23-12	-/-	-/-	---
10/25	at Princeton	T	0-0	-/-	-/-	---
10/31	Williams	W	23-0	-/-	-/-	---
11/7	Colgate	L	0-6	-/-	-/-	---
11/14	Tufts	W	28-0	-/-	-/-	---
11/21	Michigan	W	28-4	-/-	-/-	---
171-39						

1909

Overall Record: 4-5-1

Head Coach: T.A. Dwight Jones

Captain: Herbert Barry

9/25	Hamilton	W	20-0	-/-	-/-	---
10/2	at Yale	L	0-15	-/-	-/-	---
10/9	Rochester	W	17-0	-/-	-/-	---
10/16	vs. Carlisle ¹	L	11-14	-/-	-/-	---
10/23	Niagara	W	39-0	-/-	-/-	---
10/30	at Michigan	L	0-43	-/-	-/-	---
11/6	Tufts	W	5-0	-/-	-/-	---
11/13	Colgate	L	5-6	-/-	-/-	---
11/20	Illinois	L	8-17	-/-	-/-	---
11/25	at Fordham ¹	T	5-5	-/-	-/-	---
110-100						

1910

Overall Record: 5-4-1

Head Coach: T.A. Dwight Jones

Captain: Harry Hartman

9/24	St. Bonaventure	T	0-0	-/-	-/-	---
10/1	at Yale	L	6-12	-/-	-/-	---
10/8	Rochester	W	6-0	-/-	-/-	---
10/15	Carlisle	W	14-0	-/-	-/-	10,000
10/19	at Illinois	L	0-3	-/-	-/-	---
10/22	Hobart	W	12-5	-/-	-/-	---
10/29	Michigan	L	0-11	-/-	-/-	11,000
11/5	Vermont	W	3-0	-/-	-/-	---
11/12	Colgate	L	6-11	-/-	-/-	---
11/24	at St. Louis	W	6-0	-/-	-/-	---
53-42						

1911

Overall Record: 5-3-2

Head Coach: C. DeForest Cummings

Captain: Preston Fogg

9/30	Hobart	W	6-0	-/-	-/-	---
10/7	at Yale	L	0-12	-/-	-/-	---
10/14	at Rochester	W	6-5	-/-	-/-	---
10/21	Lafayette	L	0-10	-/-	-/-	5,500
10/28	Springfield	L	5-9	-/-	-/-	---
11/4	at Michigan	T	6-6	-/-	-/-	---
11/11	Vermont	W	16-0	-/-	-/-	---
11/18	Carlisle	W	12-11	-/-	-/-	---
11/25	at Ohio State	W	6-0	-/-	-/-	---
11/30	at St. Louis	T	6-6	-/-	-/-	---
63-59						

1912

Overall Record: 4-5

Head Coach: C. DeForest Cummings

Captain: Rudolph Propst

9/28	Hobart	W	12-0	-/-	-/-	---
10/5	at Yale	L	0-21	-/-	-/-	---
10/12	Carlisle	L	0-33	-/-	-/-	---
10/19	at Princeton	L	0-62	-/-	-/-	---
10/26	Michigan	W	18-7	-/-	-/-	---
11/2	Rochester	W	28-0	-/-	-/-	---
11/9	at Lafayette	W	30-7	-/-	-/-	---
11/16	Colgate	L	0-7	-/-	-/-	---
11/23	at Army	L	7-23	-/-	-/-	---
95-160						

1913

Overall Record: 6-4

Head Coach: Frank J. O'Neill

Captain: Martin Hilfinger

9/27	Hobart	W	41-0	-/-	-/-	---
10/4	Hamilton	W	18-0	-/-	-/-	---
10/11	at Rochester	W	6-0	-/-	-/-	---
10/18	at Princeton	L	0-13	-/-	-/-	---
10/25	Western Reserve	W	36-0	-/-	-/-	---
11/1	at Michigan	L	7-43	-/-	-/-	500
11/8	NYU	W	48-0	-/-	-/-	---
11/15	Colgate	L	13-35	-/-	-/-	---
11/22	Carlisle	L	27-35	-/-	-/-	5,000
11/27	at St. Louis	W	75-0	-/-	-/-	10,000
271-126						

1914

Overall Record: 5-3-2

Head Coach: Frank J. O'Neill

Captain: James Shufelt

9/26	Hobart	W	37-0	-/-	-/-	---
10/3	Hamilton	W	81-0	-/-	-/-	---
10/10	at Princeton	L	7-12	-/-	-/-	---
10/17	Rochester	W	19-0	-/-	-/-	---
10/24	Michigan	W	20-6	-/-	-/-	10,000
10/31	at Carlisle	W	24-3	-/-	-/-	---
11/7	Rutgers	T	14-14	-/-	-/-	---
11/14	Colgate	T	0-0	-/-	-/-	17,000
11/21	at Dartmouth	L	0-40	-/-	-/-	---
11/26	Notre Dame	L	0-20	-/-	-/-	---
202-95						

1915

Overall Record: 9-1-2

Head Coach: Frank J. O'Neill

Captain: Walter Rose

9/25	All-Syracuse	W	43-0	-/-	-/-	---
10/2	Bucknell	W	6-0	-/-	-/-	---
10/9	at Princeton	L	0-3	-/-	-/-	---
10/16	Rochester	W	82-0	-/-	-/-	5,000
10/23	at Brown	W	6-0	-/-	-/-	---
10/30	at Michigan	W	14-7	-/-	-/-	---
11/6	Mount Union	W	73-0	-/-	-/-	---
11/13	Colgate	W	38-0	-/-	-/-	25,000
11/20	Dartmouth	T	0-0	-/-	-/-	4,000
11/25	at Montana	T	6-6	-/-	-/-	---
12/1	at Oregon State	W	28-0	-/-	-/-	8,000
12/6	at Occidental	W	35-0	-/-	-/-	5,000
331-16						

1916

Overall Record: 5-4

Head Coach: William Hollenback

Captain: Harold White

9/30	All-Syracuse	W	57-0	-/-	-/-	---
10/7	Ohio University	W	73-0	-/-	-/-	---
10/14	Franklin & Marshall	W	60-0	-/-	-/-	5,000
10/21	Pittsburgh	L	0-30	-/-	-/-	10,000
10/28	at Michigan	L	13-14	-/-	-/-	---
11/4	vs. Dartmouth ¹	L	10-15	-/-	-/-	---
11/11	Susquehanna	W	42-0	-/-	-/-	---
11/18	Colgate	L	0-15	-/-	-/-	16,000
11/25	at Tufts	W	20-13	-/-	-/-	---
275-87						

1917

Overall Record: 8-1-1

Head Coach: Frank J. O'Neill

Captain: Alfred Cobb

9/29	47th Infantry	T	0-0	-/-	-/-	4,000
10/6	47th Infantry	W	19-0	-/-	-/-	---
10/13	Rutgers	W	14-10	-/-	-/-	---
10/20	at Pittsburgh ⁴	L	0-28	-/-	-/-	10,000
10/27	Tufts	W	58-0	-/-	-/-	---
11/3	at Brown	W	6-0	-/-	-/-	5,000
11/10	Bucknell	W	42-0	-/-	-/-	---
11/17	Colgate	W	27-7	-/-	-/-	16,000
11/24	at Michigan State	W	21-7	-/-	-/-	---
11/29	at Nebraska	W	10-9	-/-	-/-	10,000
197-61						

1918

Overall Record: 5-1

Head Coach: Frank J. O'Neill

Captains: J.A. (Joe) Alexander, Joseph Schwarzer

10/26	USN Transport	W	13-0	-/-	-/-	6,000
11/3	at Dartmouth	W	34-6	-/-	-/-	---
11/10	Brown	W	53-0	-/-	-/-	5,000
11/16	at Michigan	L	0-15	-/-	-/-	---
11/28	Columbia	W	20-0	-/-	-/-	1,000
11/30	vs. Rutgers ¹	W	21-0	-/-	-/-	---
141-21						

1919

Overall Record: 8-3

Head Coach: Frank J. O'Neill

Captain: Harold Robertson

9/27	All-Syracuse	W	18-0	-/-	-/-	---
10/4	Vermont	W	27-0	-/-	-/-	5,000
10/11	at Army	W	7-3	-/-	-/-	---
10/18	Pittsburgh	W	24-3	-/-	-/-	18,000
10/25	Washington & Jefferson	L	0-13	-/-	-/-	8,500
11/1	at Brown	W	13-0	-/-	-/-	---
11/4	vs. Rutgers ¹	W	14-0	-/-	-/-	12,000
11/8	Bucknell	W	9-0	-/-	-/-	---
11/15	Colgate	W	13-7	-/-	-/-	30,000
11/22	at Indiana	L	6-12	-/-	-/-	8,000
11/27	at Nebraska	L	0-3	-/-	-/-	15,000
131-41						

1920

Overall Record: 6-2-1

Head Coach: John Meehan

Captain: J.A. (Joe) Alexander

9/25	Hobart	W	55-7	-/-	-/-	---
10/2	Vermont	W	49-0	-/-	-/-	---
10/9	Johns Hopkins	W	45-0	-/-	-/-	---
10/16	Pittsburgh	T	7-7	-/-	-/-	20,000
10/23	at Dartmouth	W	10-0	-/-	-/-	---
10/30	at Holy Cross	L	0-3	-/-	-/-	10,000
11/6	Washington & Jefferson	W	14-0	-/-	-/-	12,000
11/13	Maryland	L	7-10	-/-	-/-	4,000
11/20	Colgate	W	14-0	-/-	-/-	17,500
201-27						

1921

Overall Record: 7-2

Head Coach: John Meehan

Captain: Bertrand Gulick

9/24	Hobart	W	35-0	-/-	-/-	12,000
10/1	Ohio University	W	38-0	-/-	-/-	12,000
10/8	Maryland	W	42-0	-/-	-/-	9,000
10/15	Brown	W	28-0	-/-	-/-	20,000
10/22	at Pittsburgh ⁴	L	0-30	-/-	-/-	30,000
10/29	Washington & Jefferson	L	10-17	-/-	-/-	15,000
11/5	at McGill ⁵	W	13-0	-/-	-/-	6,000
11/12	Colgate	W	14-0	-/-	-/-	12,000
11/19	vs. Dartmouth ¹	W	14-7	-/-	-/-	15,000
194-54						

1922

Overall Record: 6-1-2

Head Coach: John Meehan

Captain: Frank Culver

9/23	Hobart	W	28-7	-/-	-/-	10,000
9/30	Muhlenberg	W	47-0	-/-	-/-	12,000
10/7	NYU	W	32-0	-/-	-/-	10,000
10/14	at Brown	T	0-0	-/-	-/-	---
10/21	Pittsburgh	L	14-21	-/-	-/-	20,000
10/28	vs. Penn State ¹	T	0-0	-/-	-/-	20,000
11/4	Nebraska	W	9-6	-/-	-/-	14,000
11/11	McGill	W	32-0	-/-	-/-	10,000
11/18	Colgate	W	14-7	-/-	-/-	30,000
176-41						

1923

Overall Record: 8-1

Head Coach: John Meehan

Captain: Evander (Pete) MacRae

9/29	Hobart	W	33-0	-/-	-/-	12,000
10/6	William & Mary	W	61-3	-/-	-/-	10,000
10/13	Alabama	W	23-0	-/-	-/-	15,000
10/20	vs. Pittsburgh ⁶	W	3-0	-/-	-/-	30,000
10/27	Springfield	W	44-0	-/-	-/-	---
11/3	Penn State	W	10-0	-/-	-/-	20,000
11/10	Boston University	W	49-0	-/-	-/-	---
11/17	Colgate	L	7-16	-/-	-/-	30,000
11/24	at Nebraska	W	7-0	-/-	-/-	35,000
237-19						

1924

Overall Record: 8-2-1

Head Coach: John Meehan

Captain: Roy Simmons Sr.

9/27	Hobart	W	35-0	-/-	-/-	8,500
10/4	Mercer	W	26-0	-/-	-/-	10,000
10/11	William & Mary	W	24-7	-/-	-/-	12,000
10/18	Boston College	W	10-0	-/-	-/-	20,000
10/25	at Penn State	W	10-6	-/-	-/-	---
11/1	Pittsburgh	T	7-7	-/-	-/-	---
11/8	West Virginia Wesleyan	L	3-7	-/-	-/-	---
11/15	Niagara	W	23-6	-/-	-/-	8,000
11/22	Colgate	W	7-3	-/-	-/-	30,000
11/27	at Columbia ¹	W	9-6	-/-	-/-	45,000
12/6	at Southern California	L	0-16	-/-	-/-	49,000
154-58						

1925

Overall Record: 8-1-1

Head Coach: C.W.P. Reynolds

Captain: James Foley

9/26	Hobart	W	32-0	-/-	-/-	12,000
10/3	Vermont	W	26-0	-/-	-/-	8,000
10/10	William & Mary	W	33-0	-/-	-/-	10,000
10/17	at Indiana	W	14-0	-/-	-/-	10,000
10/24	Providence	W	48-0	-/-	-/-	5,000
10/31	Penn State	W	7-0	-/-	-/-	20,000
11/7	Ohio Wesleyan	T	3-3	-/-	-/-	12,000
11/14	Colgate	L	6-19	-/-	-/-	30,000
11/21	Niagara	W	17-0	-/-	-/-	---
11/26	at Columbia ¹	W	16-5	-/-	-/-	30,000
202-27						

1926

Overall Record: 7-2-1

Head Coach: C.W.P. Reynolds

Captain: Vic Hanson

9/25	Hobart	W	18-0	-/-	-/-	---
10/2	Vermont	W	62-0	-/-	-/-	10,000
10/9	William & Mary	W	35-0	-/-	-/-	12,000
10/16	at Army	L	21-27	-/-	-/-	20,000
10/23	at Penn State	W	10-0	-/-	-/-	20,000
10/30	Johns Hopkins	W	31-0	-/-	-/-	200
11/6	Georgetown	L	7-13	-/-	-/-	12,000
11/13	Colgate	T	10-10	-/-	-/-	33,000
11/20	Niagara	W	12-7	-/-	-/-	---
11/25	at Columbia	W	19-2	-/-	-/-	40,000
225-59						

1927

Overall Record: 5-3-2

Head Coach: Lew Andreas

Captain: Raymond Barbuti

9/26	Hobart	W	13-0	-/-	-/-	8,000
10/1	William & Mary	W	18-0	-/-	-/-	---
10/8	Johns Hopkins	W	21-6	-/-	-/-	5,000
10/15	Georgetown	W	19-6	-/-	-/-	15,000
10/22	Penn State	L	6-9	-/-	-/-	15,000
10/29	at Nebraska	L	0-21	-/-	-/-	27,000
11/5	Ohio Wesleyan	T	6-6	-/-	-/-	---
11/12	Colgate	T	13-13	-/-	-/-	32,000
11/19	Niagara	W	13-6	-/-	-/-	4,000
11/24	at Columbia ¹	L	7-14	-/-	-/-	25,000
116-81						

1928

Overall Record: 4-4-1

Head Coach: Lew Andreas

Captain: Harold Baysinger

9/29	Hobart	W	14-6	-/-	-/-	10,000
10/6	William & Mary	W	32-0	-/-	-/-	---
10/13	Johns Hopkins	W	58-0	-/-	-/-	---
10/20	at Nebraska	L	6-7	-/-	-/-	30,000
10/27	at Penn State	T	6-6	-/-	-/-	12,000
11/3	at Pittsburgh	L	0-18	-/-	-/-	12,000
11/10	Ohio Wesleyan	L	0-6	-/-	-/-	15,000
11/17	Colgate	L	6-30	-/-	-/-	35,000
11/29	Columbia	W	14-6	-/-	-/-	35,000
136-79						

1929

Overall Record: 6-3

Head Coach: Lew Andreas

Captain: Albert VanNess

9/28	Hobart	W	77-0	-/-	-/-	25,000
10/5	St. Lawrence	W	55-0	-/-	-/-	12,000
10/12	Nebraska	L	6-13	-/-	-/-	20,000
10/19	Johns Hopkins	W	85-6	-/-	-/-	18,000
10/26	at Brown	W	6-0	-/-	-/-	---
11/2	Penn State	L	4-6	-/-	-/-	12,000
11/9	Niagara	W	20-0	-/-	-/-	12,000
11/16	Colgate	L	0-21	-/-	-/-	35,000
11/28	at Columbia	W	6-0	-/-	-/-	20,000
259-46						

1930

Overall Record: 5-2-2

Head Coach: Vic Hanson

Captain: Milton Berner

9/27	RPI	W	55-0	-/-	-/-	15,000
10/4	Hobart	W	49-0	-/-	-/-	15,000
10/11	Rutgers	W	27-0	-/-	-/-	12,000
10/18	Pittsburgh	L	0-14	-/-	-/-	15,000
10/25	St. Lawrence	W	34-6	-/-	-/-	5,000
11/1	Brown	T	16-16	-/-	-/-	12,000
11/8	at Penn State	T	0-0	-/-	-/-	10,000
11/15	Colgate	L	7-36	-/-	-/-	30,000
11/28	at Columbia	W	19-7	-/-	-/-	25,000
207-79						



Wilmeth Sidat-Singh quarterbacked the Orange to a 5-3 record in 1938. He later joined the Tuskegee Airmen, the legendary group of African-American pilots who fought in World War II.

1931

Overall Record: 7-1-1

Head Coach: Vic Hanson

Captain: George Ellert

9/26	St. Lawrence	W	46-6	-/-	-/-	12,000
10/3	Hobart	W	49-0	-/-	-/-	10,000
10/10	Ohio Wesleyan	W	48-7	-/-	-/-	10,000
10/17	Florida	W	33-12	-/-	-/-	14,000
10/24	Penn State	W	7-0	-/-	-/-	20,000
10/31	at Michigan State	W	15-10	-/-	-/-	15,000
11/7	Western Reserve	W	33-0	-/-	-/-	7,000
11/14	Colgate	L	7-21	-/-	-/-	35,000
11/21	at Columbia	T	0-0	-/-	-/-	35,000
238-56						

1932

Overall Record: 4-4-1

Head Coach: Vic Hanson

Captain: Thomas Lombardi

9/24	Clarkson	W	13-6	-/-	-/-	5,000
10/1	St. Lawrence	W	54-0	-/-	-/-	5,000
10/8	Ohio Wesleyan	L	12-19	-/-	-/-	15,000
10/15	Southern Methodist	L	6-16	-/-	-/-	15,000
10/22	at Penn State	W	13-6	-/-	-/-	---
10/29	Michigan State	L	13-27	-/-	-/-	---
11/5	Oglethorpe	W	27-6	-/-	-/-	15,000
11/12	Colgate	L	0-16	-/-	-/-	25,000
11/19	at Columbia	T	0-0	-/-	-/-	3,000
138-96						

1933

Overall Record: 4-4

Head Coach: Vic Hanson

Captain: Francis Tisdale

10/7	Clarkson	W	52-0	-/-	-/-	15,000
10/14	Ohio Wesleyan	W	40-0	-/-	-/-	20,000
10/21	at Cornell	W	14-7	-/-	-/-	26,000
10/28	at Michigan State	L	3-27	-/-	-/-	9,000
11/4	Penn State	W	12-6	-/-	-/-	10,000
11/11	at Brown	L	7-10	-/-	-/-	5,000
11/18	Colgate	L	3-13	-/-	-/-	16,000
11/25	at Columbia	L	0-16	-/-	-/-	30,000
131-79						

1934

Overall Record: 6-2

Head Coach: Vic Hanson

Captain: James Steen

10/6	Clarkson	W	28-0	-/-	-/-	8,000
10/13	at Cornell	W	20-7	-/-	-/-	18,000
10/20	Ohio Wesleyan	W	32-10	-/-	-/-	17,000
10/27	at Brown	W	33-0	-/-	-/-	7,000
11/3	at Penn State	W	16-0	-/-	-/-	11,000
11/10	Michigan State	W	10-0	-/-	-/-	25,000
11/17	Colgate	L	2-13	-/-	-/-	34,000
11/25	at Columbia	L	0-12	-/-	-/-	32,000
141-42						

1935

Overall Record: 6-1-1

Head Coach: Vic Hanson

Captains: Ed Jontos, George Perrault

10/5	Clarkson	W	33-0	-/-	-/-	10,000
10/12	Cornell	W	21-14	-/-	-/-	10,000
10/19	Ohio Wesleyan	W	18-10	-/-	-/-	15,000
10/26	Brown	W	19-0	-/-	-/-	9,000
11/2	Penn State	W	7-3	-/-	-/-	12,500
11/9	at Columbia	W	14-2	-/-	-/-	24,000
11/16	Colgate	L	0-27	-/-	-/-	32,000
11/28	vs. Maryland ⁷	T	0-0	-/-	-/-	5,000
112-56						

1936

Overall Record: 1-7

Head Coach: Vic Hanson

Captain: Vannie Albanese

10/3	Clarkson	W	31-0	-/-	-/-	7,500
10/10	Baldwin Wallace	L	0-19	-/-	-/-	12,000
10/17	at Cornell	L	7-20	-/-	-/-	15,000
10/24	vs. Maryland ¹	L	0-20	-/-	-/-	16,000
10/31	at Penn State	L	0-18	-/-	-/-	10,000
11/7	at Indiana	L	7-9	-/-	-/-	10,000
11/14	at Columbia	L	0-17	-/-	-/-	20,000
11/21	Colgate	L	0-13	-/-	-/-	20,000
45-116						

1937

Overall Record: 5-2-1

Head Coach: Ossie Solem

Captains: Walter Rekstis, Parker Webster

10/1	Clarkson	W	26-6	-/-	-/-	16,000
10/9	St. Lawrence	W	40-0	-/-	-/-	15,000
10/16	at Cornell	W	14-6	-/-	-/-	18,000
10/23	vs. Maryland ⁷	L	0-13	17/-	-/-	10,000
10/30	Penn State	W	19-13	-/-	-/-	18,000
11/6	Western Reserve	W	27-6	-/-	-/-	17,000
11/13	at Columbia	T	6-6	-/-	-/-	12,000
11/20	Colgate	L	0-7	-/-	-/-	34,000
132-57						

1938

Overall Record: 5-3

Head Coach: Ossie Solem

Captains: James Bruett

9/30	Clarkson	W	27-0	-/-	-/-	15,000
10/8	Maryland	W	53-0	-/-	-/-	12,000
10/15	Cornell	W	19-17	-/-	-/-	25,000
10/22	at Michigan State	L	12-19	10/-	-/-	18,000
10/29	at Penn State	L	6-33	-/-	-/-	---
11/5	Colgate	W	7-0	-/-	-/-	35,000
11/12	Duke	L	0-21	-/-	7/-	27,500
11/19	at Columbia	W	13-12	-/-	-/-	20,000
137-102						

1939

Overall Record: 3-3-2

Head Coach: Ossie Solem

Captains: Hugh "Duffy" Daugherty, William Hoffman

9/29	Clarkson	W	12-0	-/-	-/-	15,000
10/7	at Cornell	L	6-19	-/-	-/-	24,000
10/14	Georgetown	T	13-13	-/-	-/-	15,000
10/21	at Duke	L	6-33	-/-	13/-	25,000
10/28	Penn State	T	6-6	-/-	-/-	16,000
11/4	Michigan State	L	3-14	-/-	-/-	16,000
11/18	Colgate	W	7-0	-/-	-/-	28,000
11/23	at Maryland	W	10-7	-/-	-/-	5,000
63-92						

1940

Overall Record: 3-4-1

Head Coach: Ossie Solem

Captain: Richard Banger

9/27	Clarkson	W	33-0	-/-	-/-	15,000
10/5	Northwestern	L	0-40	-/-	-/-	22,000
10/12	at NYU ⁶	W	47-13	-/-	-/-	8,000
10/19	at Cornell	L	6-33	-/-	1/-	18,000
10/26	at Columbia	W	3-0	-/-	20/-	22,000
11/2	Georgetown	L	6-28	-/-	10/-	17,000
11/9	Penn State	T	13-13	-/-	16/-	15,000
11/16	Colgate	L	6-7	-/-	-/-	25,000
114-134						

1941

Overall Record: 5-2-1

Head Coach: Ossie Solem

Captain: Thomas Kinney

9/26	Clarkson	W	39-0	-/-	-/-	16,000
10/4	at Cornell	L	0-6	-/-	-/-	18,000
10/11	Holy Cross	W	6-0	-/-	-/-	10,000
10/18	at NYU ⁶	W	31-0	-/-	-/-	10,000
10/25	Rutgers	W	49-7	-/-	-/-	10,000
11/1	at Wisconsin	W	27-20	-/-	-/-	19,000
11/8	at Penn State	L	19-34	18/-	-/-	16,000
11/15	Colgate	T	19-19	-/-	-/-	34,000
190-86						

1942

Overall Record: 6-3

Head Coach: Ossie Solem

Captain: Richard Weber

9/25	Clarkson	W	58-6	-/-	-/-	10,000
10/3	Boston University	W	25-0	-/-	-/-	10,000
10/9	Western Reserve	W	13-0	-/-	-/-	8,000
10/17	at Holy Cross	W	19-0	-/-	-/-	10,000
10/24	Cornell	W	12-7	20/-	-/-	15,000
10/31	NC Navy Pre-Flight	L	0-9	15/-	-/-	10,000
11/7	at Penn State	L	13-18	-/-	-/-	11,000
11/14	Colgate	L	0-14	-/-	-/-	25,000
11/21	at Rutgers	W	12-7	-/-	-/-	5,000
152-61						

1943

Football suspended due to World War II.

1944

Overall Record: 2-4-1

Head Coach: Ossie Solem

Captain: Victor Merkel

9/23	Cornell	L	6-39	-/-	-/-	22,000
10/7	at Columbia	L	2-26	-/-	-/-	18,000
10/14	Lafayette	W	32-7	-/-	-/-	5,000
10/21	at Temple	T	7-7	-/-	-/-	
10/28	at Boston College ⁸	L	12-19	-/-	-/-	6,500
11/4	Penn State	L	0-41	-/-	-/-	
11/18	Colgate	W	43-13	-/-	-/-	15,000
102-152						



2014 Zunic Award winner Richard Beyer was co-captain of the 1952 Orange. The team earned the program's first bowl bid, a trip to Miami, Fla. for the Orange Bowl.

1945

Overall Record: 1-6

Head Coach: Ossie Solem

Captain: Angelo Acocella

9/24	Cornell	L	14-26	-/-	-/-	22,000
9/28	at Temple	L	6-7	-/-	-/-	15,000
10/6	at Columbia	L	0-32	-/-	-/-	8,000
10/12	West Virginia	W	12-0	-/-	-/-	5,000
10/27	Dartmouth	L	0-8	-/-	-/-	10,000
11/3	at Penn State	L	0-26	-/-	-/-	
11/17	Colgate	L	6-7	-/-	-/-	20,000
38-106						

1946

Overall Record: 4-5

Head Coach: Clarence Munn

Captain: Richard Whitesell

9/28	Boston University	W	41-6	-/-	-/-	32,000
10/5	at Dartmouth	L	14-20	-/-	-/-	10,000
10/12	Penn State	L	0-9	-/-	-/-	10,000
10/19	at Holy Cross	W	21-12	-/-	-/-	20,000
10/26	at West Virginia	L	0-13	-/-	-/-	18,000
11/2	Temple	W	28-7	-/-	-/-	12,000
11/9	at Cornell	W	14-7	-/-	-/-	30,000
11/16	Colgate	L	7-25	-/-	-/-	35,000
11/23	at Columbia	L	21-59	-/-	-/-	25,000
146-158						

1947

Overall Record: 3-6

Head Coach: Reaves Baysinger

Captain: Laurence Ellis

9/26	Niagara	W	14-7	-/-	-/-	25,000
10/4	Dartmouth	L	7-28	-/-	-/-	18,000
10/11	Temple	W	28-12	-/-	-/-	20,000
10/18	at Penn State	L	0-40	-/-	9/-	20,000
10/25	Holy Cross	L	0-26	-/-	-/-	20,000
11/1	at Lafayette	L	7-14	-/-	-/-	10,000
11/8	at Cornell	L	6-12	-/-	-/-	27,000
11/15	Colgate	W	7-0	-/-	-/-	36,000
11/22	at Columbia	L	8-28	-/-	19/-	23,000
77-167						

1948

Overall Record: 1-8

Head Coach: Reaves Baysinger

Captain: Robert Schiffner

9/28	Niagara	W	13-9	-/-	-/-	25,000
10/2	at Holy Cross	L	7-33	-/-	-/-	15,000
10/8	Penn State	L	14-34	-/-	10/-	14,000
10/16	Cornell	L	7-34	-/-	13/-	33,000
10/23	at Northwestern	L	0-48	-/-	10/-	35,000
10/30	at Boston University ⁸	L	7-12	-/-	-/-	7,000
11/6	at Temple	L	0-20	-/-	-/-	8,000
11/13	Colgate	L	13-20	-/-	-/-	36,232
11/20	at Columbia	L	28-34	-/-	-/-	20,000
89-244						

1949

Overall Record: 4-5

Head Coach: Ben Schwartzwalder

Captain: James Fiacco

9/23	Boston University	L	21-33	-/-	-/-	25,000
10/1	Lafayette	W	20-13	-/-	-/-	22,000
10/7	Temple	L	14-27	-/-	-/-	20,000
10/15	at Rutgers	W	21-9	-/-	-/-	12,000
10/22	at Fordham ¹	L	21-47	-/-	-/-	18,615
10/29	at Penn State	L	21-33	-/-	-/-	18,600
11/5	at Cornell	L	7-33	-/-	7/-	33,000
11/12	Holy Cross	W	47-13	-/-	-/-	15,000
11/15	Colgate	W	35-7	-/-	-/-	36,232
207-215						

1950

Overall Record: 5-5

Head Coach: Ben Schwartzwalder

Captain: Game captains

9/23	Rutgers	W	42-12	-/-	-/-	16,000
9/29	at Temple	L	6-7	-/-	-/-	12,000
10/7	Cornell	L	7-26	-/-	16/11	30,000
10/14	Penn State	W	27-7	-/-	-/-	17,500
10/21	at Holy Cross	W	34-27	-/-	-/-	18,000
10/26	at Boston University ⁸	W	13-7	-/-	-/-	8,591
11/4	at Lafayette	W	34-0	-/-	-/-	9,000
11/10	at John Carroll ⁹	L	16-21	-/-	-/-	16,724
11/18	Colgate	L	14-19	-/-	-/-	38,000
12/2	at Fordham ¹	L	6-13	-/-	-/-	13,832
199-139						



ALL-TIME RESULTS

1959 NATIONAL CHAMPIONS

136 ALL-AMERICANS

1951

Overall Record: 5-4

Head Coach: Ben Schwartzwalder

Captains: Ed Dobrowski, John Donati

9/21	Temple	W	19-0	-/-	-/-	17,000
9/29	at Cornell	L	14-21	-/-	20/NP	25,000
10/6	Lafayette	W	46-0	-/-	-/-	13,000
10/13	Illinois	L	20-41	-/-	7/7	27,000
10/20	at Dartmouth	L	0-14	-/-	-/-	11,000
10/27	Fordham	W	33-20	-/-	-/-	15,000
11/10	at Penn State	L	13-32	-/-	-/-	15,000
11/17	Colgate	W	9-0	-/-	-/-	34,000
11/24	at Boston University	W	26-19	-/-	-/-	10,148
180-147						

1952

Overall Record: 7-3

Final National Ranking: 14th (AP)

Head Coach: Ben Schwartzwalder

Captains: Richard Beyer, Joe Szombathy

9/20	Bolling AFB	L	12-13	-/20	-/-	18,000
9/26	Boston University	W	34-21	-/20	-/-	15,000
10/3	at Temple	W	27-0	-/-	-/-	10,500
10/11	Cornell	W	26-6	-/-	-/-	23,000
10/18	at Michigan State	L	7-48	-/-	1/1	32,254
10/25	Holy Cross	W	20-19	-/-	-/-	18,000
11/8	Penn State	W	25-7	-/-	15/14	15,000
11/15	Colgate	W	20-14	13/-	-/-	32,000
11/22	at Fordham	W	26-13	15/-	-/-	10,000
197-141						

Orange Bowl (Miami, Fla.)

1/1	vs. Alabama	L	6-61	14/-	9/9	66,280
-----	-------------	---	------	------	-----	--------

1953

Overall Record: 5-3-1

Head Coach: Ben Schwartzwalder

Captains: Game captains

9/26	Temple	W	42-0	-/-	-/-	20,000
10/2	Boston University	T	14-14	-/-	-/-	18,000
10/10	Fordham	W	20-13	-/-	-/-	20,000
10/17	at Penn State	L	14-20	-/-	-/-	21,500
10/24	at Illinois	L	13-20	-/-	7/7	30,076
10/31	at Holy Cross	W	21-0	-/-	-/-	15,000
11/7	at Cornell	W	26-0	-/-	-/-	12,000
11/14	Colgate	W	34-18	-/-	-/-	37,000
11/21	at Villanova ¹⁰	L	13-14	-/-	-/-	10,146
197-99						

1954

Overall Record: 4-4

Head Coach: Ben Schwartzwalder

Captains: Game captains

9/25	Villanova	W	28-6	-/-	-/-	25,000
10/2	Penn State	L	0-13	-/-	10/9	18,000
10/16	at Boston University	L	19-41	-/-	-/-	20,500
10/23	at Illinois	L	6-34	-/-	-/-	41,820
10/30	Holy Cross	W	25-20	-/-	-/-	20,000
11/6	at Cornell	L	6-14	-/-	-/-	25,000
11/13	Colgate	W	31-12	-/-	-/-	37,000
11/20	at Fordham ¹	W	20-7	-/-	-/-	10,423
135-147						

1955

Overall Record: 4-4

Head Coach: Ben Schwartzwalder

Captains: Game captains

9/24	Pittsburgh	L	12-22	-/-	7/NP	16,000
10/8	Boston University	W	27-12	-/-	-/-	15,000
10/15	at Army	W	13-0	-/-	18/13	12,500
10/22	Maryland	L	13-34	-/-	2/2	32,500
10/29	at Holy Cross	W	49-9	-/-	13/16	24,000
11/5	at Penn State	L	20-21	18/-	-/-	30,434
11/12	Colgate	W	26-19	-/-	-/-	39,500
11/19	at West Virginia	W	20-13	-/-	13/15	22,000
180-130						

1956

EASTERN FOOTBALL CHAMPIONS

Overall Record: 7-2

Final National Ranking: 8th (AP), 8th (UPI)

Head Coach: Ben Schwartzwalder

Captains: Game captains

9/22	at Maryland	W	26-12	-/-	6/NP	27,000
9/29	at Pittsburgh	L	7-14	7/NP	10/NP	49,287
10/13	West Virginia	W	27-20	-/-	20/-	25,000
10/20	Army	W	7-0	13/14	-/-	40,053
10/27	at Boston University	W	21-7	14/12	-/-	12,182
11/3	Penn State	W	13-9	17/15	12/11	35,475
11/10	Holy Cross	W	41-20	9/11	-/-	17,000
11/17	Colgate	W	61-7	9/11	-/-	39,701
203-89						

Cotton Bowl (Dallas, Texas)

1/1	vs. TCU	L	27-28	8/8	14/14	68,000
-----	---------	---	-------	-----	-------	--------

1957

Overall Record: 5-3-1

Head Coach: Ben Schwartzwalder

Captains: Game captains

9/28	Iowa State	T	7-7	-/-	-/-	21,000
10/5	Boston University	W	27-7	-/-	-/-	16,000
10/12	at Cornell	W	34-0	-/-	-/-	25,000
10/19	at Nebraska	W	26-9	-/-	-/-	37,582
10/26	Penn State	L	12-20	-/-	-/-	35,000
11/2	at Pittsburgh	W	24-21	-/-	-/-	35,430
11/9	Holy Cross	L	19-20	-/-	-/-	15,000
11/16	Colgate	W	34-6	-/-	-/-	38,500
11/23	at West Virginia	L	0-7	-/-	-/-	26,000
183-97						

1958

Overall Record: 8-2

Final National Ranking: 9th (AP), 10th (UPI)

Head Coach: Ben Schwartzwalder

Captain: Chuck Zimmerman

9/27	Boston College	W	24-14	-/-	-/-	15,000
10/4	at Holy Cross	L	13-14	-/-	-/-	18,000
10/11	Cornell	W	55-0	-/-	-/-	24,000
10/18	Nebraska	W	38-0	-/-	-/-	17,083
10/25	at Penn State	W	14-6	-/-	-/-	27,000
11/1	Pittsburgh	W	16-13	-/-	12/10	38,000
11/7	at Boston University	W	42-0	12/12	-/-	16,500
11/15	Colgate	W	47-0	12/11	-/-	30,000
11/22	at West Virginia	W	15-12	10/11	-/-	25,000
264-59						

Orange Bowl (Miami, Fla.)

1/1	vs. Oklahoma	L	6-21	9/10	5/5	75,281
-----	--------------	---	------	------	-----	--------

1959 • NATIONAL CHAMPIONS

EASTERN FOOTBALL CHAMPIONS

Overall Record: 11-0

Final National Ranking: 1st (AP), 1st (UPI)

Head Coach: Ben Schwartzwalder

Captain: Gerhard Schwedes

9/26	Kansas	W	35-21	-/-	-/-	25,000
10/3	Maryland	W	29-0	20/14	-/-	30,000
10/10	at Navy	W	32-6	12/11	-/-	31,700
10/17	Holy Cross	W	42-6	8/8	-/-	30,000
10/24	West Virginia	W	44-0	6/6	-/-	35,000
10/31	at Pittsburgh	W	35-0	5/5	-/-	25,761
11/7	at Penn State	W	20-18	4/3	7/7	32,800
11/14	Colgate	W	71-0	1/1	-/-	31,000
11/21	at Boston University	W	46-0	1/1	-/-	22,000
12/5	at UCLA	W	36-8	1/1	17/-	46,436
390-59						

Cotton Bowl (Dallas, Texas)

1/1	vs. Texas	W	23-14	1/1	4/4	75,504
-----	-----------	---	-------	-----	-----	--------

1960

Overall Record: 7-2

Final National Ranking: 19th (AP)

Head Coach: Ben Schwartzwalder

Captains: Al Bemiller, Fred Mautino, Richard Reimer

9/24	Boston University	W	35-7	2/NP	-/-	30,000
10/1	at Kansas	W	14-7	2/1	5/5	40,000
10/8	at Holy Cross	W	15-6	1/1	-/-	-
10/15	Penn State	W	21-15	4/4	20/17	40,617
10/22	at West Virginia	W	45-0	3/3	-/-	20,000
10/29	Pittsburgh	L	0-10	3/3	-/-	41,872
11/5	at Army ⁶	L	6-9	9/9	-/-	66,000
11/12	Colgate	W	46-6	17/18	-/-	23,000
11/18	at Miami (Fla.)	W	21-14	14/-	-/-	45,271
203-74						

1961

Overall Record: 8-3

Final National Ranking: 14th (AP), 16th (UPI)

Head Coach: Ben Schwartzwalder

Captain: Dick Easterly

9/23	at Oregon State	W	19-8	10/NP	-/-	35,729
9/30	West Virginia	W	29-14	5/NP	-/-	25,000
10/7	at Maryland	L	21-22	7/9	-/-	35,000
10/14	at Nebraska	W	28-6	-/-	-/-	35,387
10/21	at Penn State	L	0-14	-/13	-/-	44,390
10/28	Holy Cross	W	34-6	-/-	-/-	31,000
11/4	Pittsburgh	W	28-9	-/-	-/-	40,152
11/11	Colgate	W	51-8	-/-	-/-	25,000
11/18	at Notre Dame	L	15-17	10/13	-/-	49,246
11/25	at Boston College	W	28-13	-/-	-/-	17,600
253-117						

Liberty Bowl (Philadelphia, Pa.)

12/16	vs. Miami (Fla.)	W	15-14	14/16	-/19	15,712
-------	------------------	---	-------	-------	------	--------

1962

Overall Record: 5-5

Head Coach: Ben Schwartzwalder

Captain: Leon Cholakis

9/22	at Oklahoma	L	3-7	-/-	-/-	54,000
9/29	at Army ¹	L	2-9	-/-	-/-	29,500
10/13	Boston College	W	12-0	-/-	-/-	31,000
10/20	at Penn State	L	19-20	-/-	-/-	46,920
10/27	at Holy Cross	W	30-20	-/-	-/-	20,000
11/3	at Pittsburgh	L	6-24	-/-	-/-	23,473
11/10	Navy	W	34-6	-/-	-/-	40,500
11/17	George Washington	W	35-0	-/-	-/-	18,000
11/24	West Virginia	L	6-17	-/-	-/-	13,000
12/8	at UCLA	W	12-7	-/-	-/-	14,485
159-110						

1963

Overall Record: 8-2

Final National Ranking: 12th (UPI)

Head Coach: Ben Schwartzwalder

Captains: Richard Bowman, James Mazurek

9/21	Boston College	W	32-21	-/-	-/-	30,000
9/28	at Kansas	L	0-10	-/-	-/-	35,000
10/5	Holy Cross	W	48-0	-/-	-/-	22,000
10/11	at UCLA	W	29-7	-/-	-/-	22,949
10/19	Penn State	W	9-0	-/-	-/-	39,600
10/26	Oregon State	W	31-8	-/12	-/-	30,000
11/2	at Pittsburgh	L	27-35	-/10	10/12	44,090
11/9	West Virginia	W	15-13	-/-	-/-	22,000
11/16	Richmond	W	50-0	-/18	-/-	20,000
11/28	vs. Notre Dame ⁶	W	14-7	-/-	-/-	56,972
255-101						

1964

Overall Record: 7-4

Final National Ranking: 12th (UPI)

Head Coach: Ben Schwartzwalder

Captains: Billy Hunter, Richard King

9/19	at Boston College	L	14-21	9/NP	-/-	25,500
9/26	Kansas	W	38-6	9/NP	-/-	28,000
10/3	at Holy Cross	W	34-8	-/-	-/-	14,000
10/10	UCLA	W	39-0	-10	-9	35,000
10/17	at Penn State	W	21-14	7/7	-/-	46,900
10/24	at Oregon State	L	13-31	8/8	-14	24,326
10/31	Pittsburgh	W	21-6	-/-	-/-	35,000
11/7	at Army ⁶	W	27-15	-14	-/-	37,552
11/14	Virginia Tech	W	20-15	-/-	-/-	24,000
11/21	at West Virginia	L	27-28	9/9	-/-	14,000
254-144						

1966

EASTERN FOOTBALL CHAMPIONS

Overall Record: 8-3

Final National Ranking: 16th (UPI)

Head Coach: Ben Schwartzwalder

Captains: Floyd Little, Herb Stecker

9/10	at Baylor	L	12-35	7/NP	-/-	31,000
9/24	UCLA	L	12-31	-/-	2/2	35,000
10/1	Maryland	W	28-7	-/-	-/-	25,000
10/8	Navy	W	28-14	-/-	-/-	39,000
10/15	at Boston College	W	30-0	-/-	-/-	24,500
10/22	at Holy Cross	W	28-6	-/-	-/-	19,000
10/29	Pittsburgh	W	33-7	-/-	-/-	30,000
11/5	at Penn State	W	12-10	-/-	-/-	46,314
11/12	Florida State	W	37-21	-/-	-/-	35,405
11/19	at West Virginia	W	34-7	-/17	-/-	19,000
254-138						

Gator Bowl (Jacksonville, Fla.)

12/31	vs. Tennessee	L	12-18	-/16	-/14	60,312
-------	---------------	---	-------	------	------	--------

1967

Overall Record: 8-2

Final National Ranking: 12th (UPI)

Head Coach: Ben Schwartzwalder

Captains: James Cheyunski, Larry Csonka

9/23	Baylor	W	7-0	-/-	-/-	31,000
9/30	West Virginia	W	23-6	-/18	-/-	28,435
10/7	at Maryland	W	7-3	-/17	-/-	27,500
10/14	at Navy	L	14-27	-/16	-/-	23,519
10/21	California	W	20-14	-/-	-/-	32,000
10/28	Penn State	L	20-29	-/-	-/-	41,750
11/4	at Pittsburgh	W	14-7	-/-	-/-	28,704
11/11	Holy Cross	W	41-7	-/-	-/-	32,000
11/18	at Boston College	W	32-20	-/-	-/-	16,200
11/25	at UCLA	W	32-14	-/-	4/4	36,177
210-127						

1968

Overall Record: 6-4

Head Coach: Ben Schwartzwalder

Captain: Anthony Kysky

9/21	at Michigan State	L	10-14	-/-	-/-	63,488
9/28	Maryland	W	32-14	-/-	-/-	26,591
10/5	UCLA	W	20-7	-/-	9/4	37,367
10/12	Pittsburgh	W	50-17	15/16	-/-	32,660
10/26	at California	L	0-43	10/10	11/13	52,172
11/2	at Holy Cross	W	47-0	-/-	-/-	14,900
11/9	William & Mary	W	31-0	-/-	-/-	22,889
11/16	Navy	W	44-6	-/-	-/-	33,785
11/23	at West Virginia	L	6-23	-/-	-/-	25,500
12/7	at Penn State	L	12-30	-/-	3/3	38,000
252-154						

1969

Overall Record: 5-5

Head Coach: Ben Schwartzwalder

Captains: Game captains

9/20	Iowa State	W	14-13	-/-	-/-	30,491
9/27	at Kansas	L	0-13	-/-	-/-	44,500
10/4	at Wisconsin	W	43-7	-/-	-/-	45,540
10/11	at Maryland	W	20-9	-/-	-/-	23,400
10/18	Penn State	L	14-15	-/-	5/4	42,491
11/1	at Pittsburgh	L	20-21	-/-	-/-	20,882
11/8	Arizona	W	23-0	-/-	-/-	24,346
11/15	at Navy	W	15-0	-/-	-/-	20,215
11/22	West Virginia	L	10-13	-/-	18/-	21,409
11/29	Boston College	L	10-35	-/-	-/-	15,119
169-126						

1970

Overall Record: 6-4

Head Coach: Ben Schwartzwalder

Captains: Paul Paolisso, Raymond White, Randolph Zur

9/19	at Houston ¹²	L	15-42	-/-	15/NP	40,439
9/26	Kansas	L	14-31	-/-	-/-	25,000
10/3	at Illinois	L	0-27	-/-	-/-	39,357
10/10	Maryland	W	23-7	-/-	-/-	19,872
10/17	at Penn State	W	24-7	-/-	-/-	50,540
10/24	Navy	W	23-8	-/-	-/-	28,000
10/31	Pittsburgh	W	43-13	-/-	15/18	28,392
11/7	at Army	W	31-29	20/-	-/-	41,062
11/14	at West Virginia	L	19-28	-/-	-/-	28,500
11/21	Miami (Fla.)	W	56-16	-/-	-/-	20,570
248-208						

1971

Overall Record: 5-5-1

Head Coach: Ben Schwartzwalder

Captains: Joe Ehrmann, Dan Yochum

9/18	Wisconsin	T	20-20	15/19	-/-	31,602
9/25	at Northwestern	L	6-12	-/-	-/-	27,529
10/2	at Indiana	W	7-0	-/-	-/-	31,989
10/9	at Maryland	W	21-13	-/-	-/-	20,100
10/16	Penn State	L	0-31	-/-	9/9	41,382
10/23	Holy Cross	W	63-21	-/-	-/-	18,308
10/30	at Pittsburgh	L	21-31	-/-	-/-	24,497
11/6	Boston College	L	3-10	-/-	-/-	21,978
11/13	at Navy	L	14-17	-/-	-/-	15,437
11/20	West Virginia	W	28-24	-/-	-/-	18,049
12/4	at Miami (Fla.)	W	14-0	-/-	-/-	17,224
197-179						

1972

Overall Record: 5-6

Head Coach: Ben Schwartzwalder

Captains: Game captains

9/9	Temple	W	17-10	-/-	-/-	21,062
9/16	at NC State	L	20-43	-/-	-/-	27,100
9/23	at Wisconsin	L	7-31	-/-	-/-	67,234
9/30	Maryland	W	16-12	-/-	-/-	15,681
10/7	Indiana	L	2-10	-/-	-/-	18,444
10/14	Navy	W	30-14	-/-	-/-	22,187
10/21	at Penn State	L	0-17	-/-	12/13	60,465
10/28	Pittsburgh	W	10-6	-/-	-/-	21,348
11/4	at Boston College	L	0-37	-/-	-/-	21,216
11/11	Army	W	27-6	-/-	-/-	19,525
11/18	at West Virginia	L	12-43	-/-	-/-	31,500
141-229						

1973

Overall Record: 2-9

Head Coach: Ben Schwartzwalder

Captains: David Lapham, Steven Joslin

9/15	Bowling Green	L	14-41	-/-	-/-	18,254
9/22	Michigan State	L	8-14	-/-	-/-	21,821
9/29	at Washington	L	7-21	-/-	-/-	54,800
10/6	at Maryland	L	0-38	-/-	-/-	32,800
10/13	Navy	L	14-23	-/-	-/-	20,591
10/20	Penn State	L	6-49	-/-	5/6	27,595
10/27	Miami (Fla.)	L	23-34	-/-	-/-	19,369
11/3	at Pittsburgh	L	14-28	-/-	-/-	24,932
11/10	at Holy Cross	W	5-3	-/-	-/-	16,404
11/17	Boston College	W	24-13	-/-	-/-	11,199
11/24	West Virginia	L	14-24	-/-	-/-	12,917
129-288						

1974

Overall Record: 2-9

Head Coach: Frank Maloney

Captains: Bob Petchel, John Rafferty

9/7	Oregon State	W	23-15	-/-	-/-	23,410
9/14	Kent State	L	14-20	-/-	-/-	20,798
9/21	at Michigan State	L	0-19	-/-	-/-	66,847
9/28	NC State	L	22-28	-/-	13/13	17,997
10/5	Maryland	L	0-31	-/-	-/-	19,130
10/12	Navy	W	17-9	-/-	-/-	20,193
10/19	at Penn State	L	14-30	-/-	11/9	59,100
11/2	Pittsburgh	L	13-21	-/-	-/-	25,177
11/9	at West Virginia	L	11-39	-/-	-/-	24,200
11/16	at Boston College	L	0-45	-/-	-/-	18,651
11/22	at Miami (Fla.)	L	7-14	-/-	-/-	12,208
121-271						

1975

Overall Record: 6-5

Head Coach: Frank Maloney

Captain: Raymond Preston

9/13	Villanova	W	24-17	-/-	-/-	22,867
9/20	Iowa	W	10-7	-/-	-/-	19,283
9/27	at Tulane ¹³	W	31-13	-/-	-/-	33,200
10/4	at Maryland	L	7-24	-/-	-/-	43,863
10/11	at Navy	L	6-10	-/-	-/-	23,003
10/18	Penn State	L	7-19	-/-	9/8	28,153
10/25	Boston College	W	22-14	-/-	-/-	24,105
11/1	Pittsburgh	L	0-38	-/-	-/-	20,065
11/15	at Virginia	W	37-0	-/-	-/-	17,250
11/22	West Virginia	W	20-19	-/-	-/19	15,336
11/29	at Rutgers	L	10-21	-/-	-/-	22,000
174-182						

1976

Overall Record: 3-8

Head Coach: Frank Maloney

Captain: William Zanovitch

9/11	Bowling Green	L	7-22	-/-	-/-	23,859
9/18	at Iowa	L	3-41	-/-	-/-	54,129
9/26	Maryland	L	28-42	-/-	8/8	21,109
10/2	Oregon State	W	21-3	-/-	-/-	18,591
10/9	Tulane	W	3-0	-/-	-/-	11,223
10/16	at Penn State	L	3-27	-/-	-/-	61,474
10/23	Temple	W	24-16	-/-	-/-	19,152
10/30	at Pittsburgh	L	13-23	-/-	2/2	50,390
11/6	Navy	L	10-27	-/-	-/-	22,333
11/13	at Boston College	L	14-28	-/-	-/-	25,433
11/20	at West Virginia	L	28-34	-/-	-/-	27,848
154-263						

1977

Overall Record: 6-5

Head Coach: Frank Maloney

Captains: Game captains

9/10	at Oregon State	L	12-24	-/-	-/-	20,540
9/17	NC State	L	0-38	-/-	-/-	20,696
9/24	Washington	W	22-20	-/-	-/-	12,839
10/1	at Illinois	W	30-20	-/-	-/-	52,015
10/8	at Maryland	L	10-24	-/-	-/-	39,100
10/15	Penn State	L	24-31	-/-	10/10	27,029
10/22	at Pittsburgh	L	21-28	-/-	14/12	43,551
10/29	Virginia	W	6-3	-/-	-/-	20,859
11/5	at Navy	W	45-34	-/-	-/-	16,709
11/12	Boston College	W	20-3	-/-	-/-	16,409
11/19	West Virginia	W	28-9	-/-	-/-	16,118
218-234						

1978

Overall Record: 3-8

Head Coach: Frank Maloney

Captains: Game captains

9/9	Florida State	L	0-28	-/-	17/16	24,272
9/16	at NC State	L	19-27	-/-	-/-	37,800
9/23	at Michigan State	L	21-49	-/-	-/-	74,571
9/30	Illinois	L	14-28	-/-	-/-	20,101
10/7	at West Virginia	W	31-15	-/-	-/-	32,491
10/14	Maryland	L	9-24	-/-	10/11	15,079
10/21	at Penn State	L	15-45	-/-	2/2	77,827
11/4	Pittsburgh	L	17-18	-/-	19/-	26,037
11/11	Navy	W	20-17	-/-	18/18	26,429
11/18	at Boston College	W	37-23	-/-	-/-	15,855
11/25	at Miami (Fla.)	L	9-21	-/-	-/-	15,739
192-295						

1979

Overall Record: 7-5

Head Coach: Frank Maloney

Captains: Jim Collins, Bill Hurley, Craig Wolfley

9/8	at Ohio State	L	8-31	-/-	-/-	86,205
9/15	West Virginia ¹⁴	W	24-14	-/-	-/-	10,37

1980

Overall Record: 5-6

Head Coach: Frank Maloney

Captains: Jim Collins, Joe Morris, Dave Warner

9/13	at Ohio State	L	21-31	-/-	1/1	86,643
9/20	Miami (Ohio)	W	36-24	-/-	-/-	50,564
9/27	Northwestern	W	42-21	-/-	-/-	34,739
10/4	Kansas	L	8-23	-/-	-/-	43,126
10/11	Temple	W	31-7	-/-	-/-	36,485
10/18	at Penn State	L	7-24	-/-	12/12	84,790
10/25	Rutgers	W	17-9	-/-	-/-	39,937
11/1	Pittsburgh	L	6-43	-/-	11/10	50,243
11/8	Navy	L	3-6	-/-	-/-	50,350
11/15	at Boston College	L	16-27	-/-	-/-	22,000
11/22	at West Virginia	W	20-7	-/-	-/-	34,441
207-222						

1981

Overall Record: 4-6-1

Head Coach: Dick MacPherson

Captains: Ike Bogosian, Joe Morris

9/5	Rutgers	L	27-29	-/-	-/-	38,715
9/12	at Temple	L	19-31	-/-	-/-	15,091
9/19	at Illinois	L	14-17	-/-	-/-	57,579
9/26	Indiana	W	21-7	-/-	-/-	32,060
10/3	at Maryland	T	17-17	-/-	-/-	32,000
10/17	Penn State	L	16-41	-/-	2/2	50,037
10/24	at Pittsburgh	L	10-23	-/-	2/2	50,330
10/31	Colgate	W	47-24	-/-	-/-	40,309
11/7	at Navy	L	23-35	-/-	-/-	23,355
11/14	Boston College	W	27-17	-/-	-/-	35,623
11/21	West Virginia	W	27-24	-/-	-/19	33,117
248-265						

1982

Overall Record: 2-9

Head Coach: Dick MacPherson

Captain: Gerry Feehery

9/4	at Rutgers ¹⁴	W	31-8	-/-	-/-	20,890
9/11	Temple	L	18-23	-/-	-/-	29,574
9/18	Illinois	L	10-47	-/-	-/-	30,128
9/25	at Indiana	L	10-17	-/-	-/-	42,020
10/2	Maryland	L	3-26	-/-	-/-	30,214
10/16	at Penn State	L	7-28	-/-	8/10	84,762
10/23	Pittsburgh	L	0-14	-/-	2/2	42,321
10/30	Colgate	W	49-15	-/-	-/-	36,076
11/6	Navy	L	18-20	-/-	-/-	43,443
11/13	at Boston College	L	13-20	-/-	-/-	21,500
11/20	at West Virginia	L	0-26	-/-	16/14	48,456
159-244						

1983

Overall Record: 6-5

Head Coach: Dick MacPherson

Captains: Blaise Winter, Brent Ziegler

9/2	at Temple ¹⁰	L	6-17	-/-	-/-	11,549
9/10	Kent State	W	22-10	-/-	-/-	24,605
9/17	Northwestern	W	35-0	-/-	-/-	25,979
9/24	Rutgers	W	17-13	-/-	-/-	26,497
10/1	at Nebraska	L	7-63	-/-	1/1	76,382
10/8	at Maryland	L	13-34	-/-	16/14	43,700
10/15	Penn State	L	6-17	-/-	-/-	50,010
10/29	at Pittsburgh	L	10-13	-/-	-/20	52,374
11/5	at Navy	W	14-7	-/-	-/-	22,009
11/12	Boston College	W	21-10	-/-	13/12	41,225
11/19	West Virginia	W	27-16	-/-	14/15	36,661
178-200						


1984

Overall Record: 6-5

Head Coach: Dick MacPherson

Captains: Marty Chalk, Jaime Covington, Jim Gorzalski, Jamie Kimmel

9/8	at Maryland	W	23-7	-/-	-/-	38,850
9/15	at Northwestern	W	13-12	-/-	-/-	23,199
9/22	Rutgers	L	0-19	-/-	-/-	41,810
9/29	Nebraska	W	17-9	-/-	1/1	47,280
10/6	at Florida	L	0-16	-/-	-/-	70,189
10/13	at West Virginia	L	10-20	-/-	-/-	57,741
10/20	at Penn State	L	3-21	-/-	19/-	85,860
10/27	Army	W	27-16	-/-	-/-	41,438
11/3	Pittsburgh	W	13-7	-/-	-/-	46,489
11/10	Navy	W	29-0	-/-	-/-	44,090
11/17	at Boston College ¹⁷	L	16-24	-/-	13/13	60,890
151-151						



The 1987 Orange became the second undefeated team in school history, posting an 11-0-1 record and finishing fourth in both the Associated Press and UPI polls.

1985

Overall Record: 7-5

Head Coach: Dick MacPherson

Captains: Tim Green, Rudy Reed

9/14	at Mississippi State	L	3-30	-/-	-/-	26,832
9/21	Kent State	W	34-0	-/-	-/-	29,822
9/28	at Virginia Tech	L	14-24	-/-	-/-	33,400
10/5	Louisville	W	48-0	-/-	-/-	26,922
10/19	Penn State	L	20-24	-/-	6/4	50,021
10/26	Temple	W	29-14	-/-	-/-	45,391
11/2	at Pittsburgh	W	12-0	-/-	-/-	25,500
11/9	at Navy	W	24-20	-/-	-/-	25,049
11/16	Boston College	W	41-21	-/-	-/-	45,790
11/23	at Rutgers	W	31-14	-/-	-/-	19,685
11/30	West Virginia	L	10-13	-/-	-/-	33,431
266-160						

Cherry Bowl (Pontiac, Mich.)

12/21	vs. Maryland	L	18-35	-/-	20/-	51,858
-------	--------------	---	-------	-----	------	--------

1986

Overall Record: 5-6

Head Coach: Dick MacPherson

Captains: Pete Ewald, Jim Leible, Tim Pidgeon

9/6	Mississippi State	L	17-24	-/-	-/-	34,216
9/13	at Army	L	28-33	-/-	-/-	38,822
9/20	Virginia Tech	L	17-26	-/-	-/-	27,466
9/27	Rutgers	L	10-16	-/-	-/-	33,577
10/4	Missouri	W	41-9	-/-	-/-	41,035
10/18	at Penn State	L	3-42	-/-	6/5	85,512
10/25	at Temple	W	27-24	-/-	-/-	19,422
11/1	Pittsburgh	W	24-20	-/-	-/-	34,114
11/8	Navy	W	31-22	-/-	-/-	36,796
11/15	at Boston College	L	9-27	-/-	-/-	32,000
11/22	at West Virginia	W	34-23	-/-	-/-	40,106
241-266						

1987

EASTERN FOOTBALL CHAMPIONS

Overall Record: 11-0-1

Final National Ranking: 4th (AP), 4th (UPI)

Head Coach: Dick MacPherson

Captains: Paul Frase, Ted Gregory, Don McPherson

9/5	Maryland	W	25-11	-/-	-/-	35,234
9/12	at Rutgers	W	20-3	-/-	-/-	23,726
9/19	Miami (Ohio)	W	24-10	-/-	-/-	33,838
9/26	at Virginia Tech	W	35-21	-/18	-/-	33,300
10/3	at Missouri	W	24-13	-/17	-/-	36,773
10/17	Penn State	W	48-21	13/11	10/10	50,011
10/24	Colgate	W	52-6	9/9	-/-	48,097
10/31	at Pittsburgh	W	24-10	8/8	-/-	52,714
11/7	at Navy	W	34-10	8/8	-/-	26,614
11/14	Boston College	W	45-17	6/6	-/-	49,892
11/21	West Virginia	W	32-31	6/6	-/-	49,866
363-153						

Sugar Bowl (New Orleans, La.)

1/1	vs. Auburn	T	16-16	4/4	6/6	75,495
-----	------------	---	-------	-----	-----	--------

1988

Overall Record: 10-2

Final National Ranking: 13th (AP), 12th (UPI)

Head Coach: Dick MacPherson

Captains: Daryl Johnston, Markus Paul

9/3	Temple	W	31-21	-/-	-/-	41,727
9/10	at Ohio State	L	9-26	-/19	-/-	89,768
9/24	Virginia Tech	W	35-0	-/-	-/-	41,118
10/1	Maryland	W	20-9	-/-	-/-	45,197
10/8	Rutgers	W	34-20	-/-	-/-	48,798
10/15	at Penn State	W	24-10	-/20	-/-	85,916
10/22	at East Carolina	W	38-14	19/16	-/-	16,450
11/5	Navy	W	49-21	16/14	-/-	49,784
11/12	at Boston College	W	45-20	15/13	-/-	32,000
11/19	at West Virginia	L	9-31	14/13	4/4	65,127
12/3	Pittsburgh	W	24-7	18/16	-/-	49,860
318-179						

Hall of Fame Bowl (Tampa, Fla.)

1/2	vs. LSU	W	23-10	17/16	16/17	51,112
-----	---------	---	-------	-------	-------	--------

1989

Overall Record: 8-4

Head Coach: Dick MacPherson

Captains: Blake Bednarz, Dan Bucey, Rob Burnett, Michael Owens, Terry Wooden

9/9	at Temple	W	43-3	14/15	-/-	20,150
9/16	Army	W	10-7	11/10	-/-	48,331
9/23	at Pittsburgh	L	23-30	10/13	-/-	45,762
10/7	Florida State	L	10-41	17/19	22/20	49,832
10/14	Penn State	L	12-34	-/-	23/23	49,876
10/21	at Rutgers	W	49-28	-/-	-/-	29,276
10/28	East Carolina	W	18-16	-/-	-/-	48,731
11/4	Boston College	W	23-11	-/-	-/-	49,781
11/11	at Navy	W	38-17	-/-	-/-	29,032
11/23	West Virginia	L	17-24	-/-	17/19	46,757
12/2	vs. Louisville ¹⁸	W	24-13	-/-	-/-	50,000
267-224						

Peach Bowl (Atlanta, Ga.)

12/30	vs. Georgia	W	19-18	-/-	-/-	44,911
-------	-------------	---	-------	-----	-----	--------

1990

Overall Record: 7-4-2

Final National Ranking: 21st (UPI)

Head Coach: Dick MacPherson

Captains: John Flannery, Duane Kinnon, Gary McCummings, Rob Thomson

8/31	vs. Southern California ¹⁹	L	16-34	-/-	9/NP	57,293
9/8	Temple	W	19-9	-/-	-/-	38,925
9/15	Michigan State	T	23-23	-/-	19/22	49,822
9/22	Pittsburgh	T	20-20	-25	25/-	47,996
10/6	at Vanderbilt	W	49-14	-/-	-/-	30,037
10/13	at Penn State	L	21-27	-/-	-/-	86,002
10/20	Rutgers	W	42-0	-/-	-/-	49,521
10/27	at Army	W	26-14	-/-	-/-	41,153
11/3	at Boston College	W	35-6	-/-	-/-	32,213
11/10	Tulane	L	24-26	-/-	-/-	48,848
11/17	at West Virginia	W	31-7	-/-	-/-	44,669
11/24	at Miami (Fla.)	L	7-33	-/-	2/2	66,196

313-213

Aloha Bowl (Honolulu, Hawaii)

12/25	vs. Arizona	W	28-0			32,217
-------	-------------	---	------	--	--	--------

1991

Overall Record: 10-2 • BIG EAST Record: 5-0

Final National Ranking: 11th (AP), 11th (USA Today/Coaches)

Head Coach: Paul Pasqualoni

Captains: Andrew Dees, Mark McDonald, Tim Sandquist, Greg Walker

9/7	Vanderbilt	W	37-10	24/NP	-/-	35,541
9/14	at Maryland	W	31-17	22/NP	-/-	41,310
9/21	Florida	W	38-21	18/NP	5/NP	49,823
9/28	at Tulane	W	24-0	10/10	-/-	19,729
10/5	at Florida State	L	14-46	10/10	1/1	61,231
10/12	East Carolina	L	20-23	15/17	-/-	37,767
10/19	at Pittsburgh *	W	31-27	24/23	20/20	42,707
10/26	at Rutgers *	W	21-7	18/18	-/-	30,162
11/2	Temple *	W	27-6	18/17	-/-	46,819
11/16	Boston College *	W	38-16	17/17	-/-	45,453
11/23	West Virginia *	W	16-10	16/16	-/-	45,263

297-183

Hall of Fame Bowl (Tampa, Fla.)

1/1	vs. Ohio State	W	24-17	16/16	25/22	57,789
-----	----------------	---	-------	-------	-------	--------

1992

EASTERN FOOTBALL CHAMPIONS

Overall Record: 10-2 • BIG EAST Record: 6-1

Final National Ranking: 6th (AP), 7th (USA Today/Coaches)

Head Coach: Paul Pasqualoni

Captains: David Walker, Glen Young

9/5	at East Carolina	W	42-21	10/NP	-/-	36,500
9/12	Texas	W	31-21	9/9	-/-	49,238
9/19	Ohio State	L	12-35	8/10	21/18	49,629
10/3	at Louisville	W	15-9	17/17	-/-	37,323
10/10	Rutgers *	W	50-28	15/15	-/-	49,194
10/17	at West Virginia *	W	20-17	14/14	24/24	52,657
10/24	at Temple *	W	38-7	12/11	-/-	11,121
10/31	Pittsburgh *	W	41-10	12/11	-/-	48,837
11/7	Virginia Tech *	W	28-9	10/9	-/-	49,196
11/14	at Boston College *	W	27-10	10/9	17/15	33,298
11/21	Miami (Fla.) *	L	10-16	8/7	1/1	49,857

314-183

Fiesta Bowl (Tempe, Ariz.)

1/1	vs. Colorado	W	26-22	6/9	10/6	70,224
-----	--------------	---	-------	-----	------	--------

1993

Overall Record: 6-4-1 • BIG EAST Record: 3-4/5th

Head Coach: Paul Pasqualoni

Captains: Marvin Graves, Dwayne Joseph, John Reagan

9/4	Ball State	W	35-12	6/7	-/-	45,090
9/9	at East Carolina	W	41-22	6/6	-/-	33,050
9/18	at Texas	T	21-21	6/4	-/-	65,897
9/25	Cincinnati	W	24-21	12/11	-/-	48,312
10/2	Boston College *	L	29-33	13/13	-/-	48,839
10/16	at Pittsburgh *	W	24-21	24/19	-/-	34,268
10/23	at Miami (Fla.) *	L	0-49	23/21	6/6	63,194
10/30	West Virginia *	L	0-43	-/-	13/11	49,268
11/6	Temple *	W	52-3	-/-	-/-	48,949
11/13	at Virginia Tech *	L	24-45	-/-	-/-	44,772
11/26	at Rutgers ¹⁴ *	W	31-18	-/-	-/-	26,101

281-288

1994

Overall Record: 7-4 • BIG EAST Record: 4-3/t-3rd

Head Coach: Paul Pasqualoni

Captains: Wilky Bazile, Eric Chenoweth, Dan Conley, Tony Jones

9/3	Oklahoma	L	29-30	-/-	16/13	48,421
9/10	at Cincinnati	W	34-19	-/-	-/-	21,735
9/17	Rutgers *	W	37-36	-/-	-/-	44,925
9/24	at East Carolina	W	21-18	-/-	-/-	33,127
10/1	Virginia Tech *	W	28-20	-22	14/10	47,635
10/8	Pittsburgh *	W	31-7	21/19	-/-	47,622
10/22	at Temple *	W	49-42	16/14	-/-	12,241
11/5	Miami (Fla.) *	L	6-27	10/9	5/3	49,565
11/12	at Boston College *	L	0-31	14/15	25/24	44,500
11/19	Maryland	W	21-16	-24	-/-	48,309
11/24	at West Virginia *	L	0-13	22/20	-/-	40,369

256-259

1995

Overall Record: 9-3 • BIG EAST Record: 5-2/3rd

Final National Ranking: 19th (AP), 16th (USA Today/Coaches)

Head Coach: Paul Pasqualoni

Captains: Cy Ellsworth, Marvin Harrison, Darrell Parker

9/2	at North Carolina	W	20-9	-/-	20/20	52,400
9/9	East Carolina	L	24-27	22/20	-/-	39,547
9/23	Minnesota	W	27-17	-/-	-/-	42,780
9/30	at Rutgers *	W	27-17	-/-	-/-	32,832
10/7	Temple *	W	31-14	-/-	-/-	40,646
10/14	Eastern Michigan	W	52-24	-24	-/-	38,902
10/21	West Virginia *	W	22-0	-20	-/-	48,880
11/4	at Virginia Tech *	L	7-31	20/15	-/-	51,239
11/11	at Pittsburgh *	W	42-10	23/22	-/-	20,279
11/18	Boston College *	W	58-29	23/22	-/-	49,384
11/25	at Miami (Fla.) *	L	24-35	22/18	25/25	47,544

334-213

Gator Bowl (Jacksonville, Fla.)

1/1	vs. Clemson	W	41-0	-22	23/21	45,202
-----	-------------	---	------	-----	-------	--------

1996

BIG EAST CO-CHAMPIONS

Overall Record: 9-3 • BIG EAST Record: 6-1/t-1st

Final National Ranking: 21st (AP), 19th (USA Today/Coaches)

Head Coach: Paul Pasqualoni

Captains: Kevin Abrams, Harvey Pennypacker, Malcolm Thomas

9/7	North Carolina	L	10-27	9/11	24/22	48,097
9/21	at Minnesota	L	33-35	23/24	-/-	45,756
9/28	Virginia Tech *	W	52-21	-/-	18/16	49,069
10/5	Rutgers *	W	42-0	-/-	-/-	48,112
10/12	Pittsburgh *	W	55-7	-/-	-/-	45,103
10/26	at Boston College *	W	45-17	-/-	-/-	44,500
11/2	at West Virginia *	W	30-7	-/-	18/17	56,312
11/9	at Tulane	W	31-7	24/23	-/-	13,537
11/16	Army	W	42-17	19/19	22/23	49,257
11/23	at Temple *	W	36-15	16/17	-/-	4,312
11/30	Miami (Fla.) *	L	31-38	16/17	23/23	49,426

407-191

Liberty Bowl (Memphis, Tenn.)

12/27	vs. Houston	W	30-17	23/22	-/-	49,163
-------	-------------	---	-------	-------	-----	--------

1997

BIG EAST CHAMPIONS

Overall Record: 9-4 • BIG EAST Record: 6-1/1st

Final National Ranking: 21st (AP), 20th (USA Today/Coaches)

Head Coach: Paul Pasqualoni

Captains: Keith Downing, Donovan Darius, Rod Gadson, Brad Patkovich

8/24	vs. Wisconsin ¹⁹	W	34-0	17/16	24/24	51,185
8/30	NC State	L (OT)	31-32	13/16	-/-	42,742
9/6	at Oklahoma	L	34-36	-/-	-/-	68,342
9/13	at Virginia Tech *	L	3-31	-/-	22/19	50,137
9/20	Tulane	W	30-19	-/-	-/-	42,246
10/4	East Carolina	W	56-0	-/-	-/-	44,054
10/9	at Rutgers *	W	50-3	-/-	-/-	19,044
10/18	Temple *	W	60-7	-/-	-/-	47,720
11/1	West Virginia *	W	40-10	-24	17/17	49,273
11/8	Boston College *	W	20-13	22/19	-/-	49,153
11/15	at Pittsburgh *	W	32-27	21/19	-/-	46,102
11/29	at Miami (Fla.) *	W	33-13	16/16	-/-	25,147

423-191

Fiesta Bowl (Tempe, Ariz.)

12/31	vs. Kansas State	L	18-35	14/14	10/9	69,367
-------	------------------	---	-------	-------	------	--------

OVERTIME HISTORY

Syracuse has played 16 extra-session games since the NCAA instituted overtime periods in 1996. In 2002, SU became the first team in NCAA history to have two games settled in triple overtime in the same season.

Date	Opponent	W/L	Score
8/30/97	NC State	L	31-32
11/13/99	at Rutgers	L	21-24
10/7/00	Pittsburgh	W	24-17 (2OT)
9/28/02	at Auburn	L	34-37 (3OT)
11/9/02	Virginia Tech	W	50-42 (3OT)
9/6/03	at North Carolina	W	49-47 (3OT)
11/6/04	Pittsburgh *	W	38-31 (2OT)
9/9/06	Iowa	L	13-20 (2OT)
9/30/06	Wyoming *	W	40-34 (2OT)
9/5/09	Minnesota	L	20-23
9/1/11	Wake Forest	W	36-29
9/24/11	Toledo	W	33-30
10/1/11	Rutgers	L	16-19 (2OT)
8/29/14	Villanova	W	27-26 (2OT)
9/19/15	Central Michigan	W	30-27
10/17/15	at Virginia	L	38-44 (3OT)

* - Wins vacated by NCAA

1998

BIG EAST CHAMPIONS

Overall Record: 8-4 • BIG EAST Record: 6-1/1st

Final National Ranking: 25th (AP), 24th (USA Today/Coaches), 15th (BCS)

Head Coach: Paul Pasqualoni

Captains: Scott Kiernan, Rob Konrad, Donovan McNabb, Jason Poles

9/5	Tennessee	L	33-34	17/14	10/10	49,550
9/12	at Michigan	W	38-28	19/18	13/14	111,012
9/19	Rutgers *	W	70-14	13/13	-/-	42,716
10/1	at NC State	L	17-38	11/11	-/-	51,200
10/10	Cincinnati	W	63-21	24/24	-/-	47,251
10/17	at Boston College *	W	42-25	23/22	-/-	43,413
10/31	Pittsburgh *	W	45-28	17/19	-/-	49,012
11/7	at West Virginia *	L	28-35	15/17	-/-	54,655
11/14	Virginia Tech *	W	28-26	-25	16/12	49,336
11/21	at Temple *	W	38-7	24/24	-/-	12,483
11/28	Miami (Fla.) *	W	66-13	21/22	19/20	49,521

468-269

Orange Bowl (Miami, Fla.)

1/2	vs. Florida	L	10-31	18/17	7/7	67,919
-----	-------------	---	-------	-------	-----	--------

1999

Overall Record: 7-5 • BIG EAST Record: 3-4/4th

Head Coach: Paul Pasqualoni

Captains: Mark Baniewicz, Keith Bulluck, Donald Dinkins, Quinton Spotwood, Nate Trout

9/2	at Toledo	W	35-12	-/-	-/-	27,900
9/11	Central Michigan	W	47-7	-/-	-/-	45,563
9/18	Michigan	L	13-18	-/-	6/5	49,249
9/25	West Virginia *	W	30-7	-/-	-/-	44,890
10/2	Tulane	W	47-17	22/19	-/-	48,286
10/7	at Pittsburgh *	W	24-17	18/17	-/-	45,455
10/16	at Virginia Tech *	L	0-62	16/15	4/4	53,130
10/30	Boston College *	L	23-24	-24	-/-	48,487
11/6	Temple *	W	27-10	-/-	-/-	43,970
11/13	at Rutgers *	L (OT)	21-24	-/-	-/-	17,919
11/27	at Miami (Fla.) *	L	13-45	-/-	-/-	35,208

280-243

Music City Bowl (Nashville, Tenn.)

12/29	vs. Kentucky	W	20-13	-/-	-/-	59,221
-------	--------------	---	-------	-----	-----	--------

2000

Overall Record: 6-5 • BIG EAST Record: 4-3/t-4th

Head Coach: Paul Pasqualoni

Captains: Morlon Greenwood, Kyle Johnson, Pat Woodcock

9/2	Buffalo	W	63-7	-/-	-/-	40,634
9/9	at Cincinnati	L	10-12	-/-	-/-	17,717
9/23	at East Carolina	L	17-34	-/-	-/-	33,026
9/30	Brigham Young	W	42-14	-/-	-/-	43,090
10/7	Pittsburgh *	W (2OT)	24-17	-/-	-/-	40,699
10/14	at Boston College *	L	13-20	-/-	-/-	44,500
10/21	Virginia Tech *	L	14-22	-/-	2/2	49,033
11/04	at West Virginia *	W	31-27	-/-	-/-	51,422
11/11	at Temple University *	W	31-12	-/-	-/-	16,132
11/18	Miami (Fla.) *	L	0-26	-/-	2/2	49,327
11/25	Rutgers *	W	49-21	-/-	-/-	35,589
294-212						

2001

Overall Record: 10-3 • BIG EAST Record: 6-1/2nd

Final National Ranking: 14th (AP), 14th (USA Today/Coaches)

Head Coach: Paul Pasqualoni

Captains: PJ Alexander, Dwight Freeney, Quentin Harris, Kyle Johnson, Graham Manley

8/26	vs. Georgia Tech ¹⁹	L	7-13	-/-	10/13	41,517
9/1	at Tennessee	L	9-33	-/-	8/8	107,725
9/8	Central Florida	W	21-10	-/-	-/-	35,938
9/22	Auburn	W	31-14	-/-	-/-	43,403
9/29	East Carolina	W	44-30	-/-	-/-	36,347
10/6	at Rutgers *	W	24-17	-/-	-/-	17,511
10/13	at Pittsburgh *	W	42-10	-/-	-/-	52,367
10/20	Temple *	W	45-3	-/-	-/-	42,115
10/27	at Virginia Tech *	W	22-14	-/-	5/4	53,662
11/10	West Virginia *	W	24-13	18/18	-/-	43,753
11/17	at Miami (Fla.) *	L	0-59	14/13	1/2	52,896
11/24	Boston College *	W	39-28	22/21	25/-	45,063
308-244						

Insight.com Bowl (Phoenix, Ariz.)

12/29	vs. Kansas State	W	26-3	18/18	-/-	40,028
-------	------------------	---	------	-------	-----	--------

2002

Overall Record: 4-8 • BIG EAST Record: 2-5/t-5th

Head Coach: Paul Pasqualoni

Captains: Clifton Smith, Chris Davis, Will Hunter, Troy Nunes, David Tyree

8/29	at Brigham Young	L	21-42	-/-	-/-	65,612
9/7	North Carolina	L	22-30	-/-	-/-	39,444
9/14	Rhode Island	W	63-17	-/-	-/-	43,089
9/28	at Auburn	L (3OT)	34-37	-/-	-25	83,667
10/5	Pittsburgh *	L	24-48	-/-	-/-	39,947
10/12	at Temple *	L	16-17	-/-	-/-	17,220
10/19	at West Virginia *	L	7-34	-/-	-/-	45,088
10/26	Rutgers *	W	45-14	-/-	-/-	37,158
11/2	at Central Florida	W	38-35	-/-	-/-	24,043
11/9	Virginia Tech *	W (3OT)	50-42	-/-	8/7	48,239
11/16	at Boston College *	L	20-41	-/-	-/-	36,221
11/30	Miami (Fla.) *	L	7-49	-/-	1/1	45,679
347-406						

2003

Overall Record: 6-6 • BIG EAST Record: 2-5/t-6th

Head Coach: Paul Pasqualoni

Captains: R.J. Anderson, Keith Belton, Rich Scanlon

9/6	at North Carolina	W (3OT)	49-47	-/-	-/-	47,000
9/13	Louisville	L	20-30	-/-	-/-	38,550
9/20	Central Florida	W	38-14	-/-	-/-	35,103
9/27	Toledo	W	34-7	-/-	-/-	36,083
10/11	at Virginia Tech *	L	7-51	-/-	4/4	61,115
10/18	Boston College *	W	39-14	-/-	-/-	45,313
10/25	at Pittsburgh *	L	14-34	-/-	-/-	61,421
11/8	Temple *	W	41-7	-/-	-/-	43,149
11/15	at Miami (Fla.) *	L	10-17	-/-	14/14	48,130
11/22	West Virginia *	L	23-34	-/-	25/-	41,801
11/29	at Rutgers *	L	7-24	-/-	-/-	18,563
12/6	Notre Dame	W	38-12	-/-	-/-	48,170
320-291						



In 2001, Syracuse capped a 10-3 campaign by beating Kansas State in the Insight.com Bowl.

2004 ¹

BIG EAST CO-CHAMPIONS

Overall Record: 6-6 • BIG EAST Record: 4-2/t-1st

Head Coach: Paul Pasqualoni

Captains: Julian Pollard, Walter Reyes, Matt Tarullo

9/5	at Purdue	L	0-51	-/-	24/23	56,827
9/11	at Buffalo	W	37-17	-/-	-/-	29,013
9/18	Cincinnati	W	19-7	-/-	-/-	32,893
9/25	at Virginia	L	10-31	-/-	13/12	59,699
10/2	Rutgers *	W	41-31	-/-	-/-	40,153
10/9	Florida State	L	13-17	-/-	8/8	40,539
10/21	at West Virginia *	L	6-27	-/-	15/14	52,909
10/30	Connecticut *	W	42-30	-/-	-/-	34,545
11/6	Pittsburgh *	W (2OT)	38-31	-/-	-/-	37,211
11/13	at Temple *	L	24-34	-/-	-/-	15,564
11/27	at Boston College *	W	43-17	-/-	17/19	44,500

Champs Sports Bowl (Orlando, Fla.)

12/21	vs. Georgia Tech	L	14-51	-/-	-/-	28,237
-------	------------------	---	-------	-----	-----	--------

1 - Wins vacated for an NCAA-official record of 0-6, 0-2

2005 ²

Overall Record: 1-10 • BIG EAST Record: 0-7/8th

Head Coach: Greg Robinson

Captains: Steve Franklin, James Wyche

9/4	West Virginia *	L	7-15	-/-	-/-	45,418
9/10	Buffalo	W	31-0	-/-	-/-	34,442
9/17	Virginia	L	24-27	-/-	25/20	40,027
10/1	at Florida State	L	14-38	-/-	6/7	83,717
10/7	at Connecticut *	L	7-26	-/-	-/-	40,000
10/15	Rutgers *	L	9-31	-/-	-/-	39,022
10/22	at Pittsburgh *	L	17-34	-/-	-/-	33,059
10/29	Cincinnati *	L	16-22	-/-	-/-	42,457
11/12	USF *	L	0-27	-/-	-/-	40,144
11/19	at Notre Dame	L	10-34	-/-	6/7	80,795
11/26	at Louisville *	L	17-41	-/-	17/18	37,896
152-295						

2 - Win vacated for an NCAA-official record of 0-10, 0-7

2006 ³

Overall Record: 4-8 • BIG EAST Record: 1-6/t-7th

Head Coach: Greg Robinson

Captains: Brendan Carney, Jerry Mackey, Perry Patterson, Kelvin Smith

9/2	at Wake Forest	L	10-20	-/-	-/-	34,121
9/9	Iowa	L (2OT)	13-20	-/-	14/15	37,199
9/16	at Illinois	W	31-21	-/-	-/-	40,657
9/23	Miami (Ohio)	W	34-14	-/-	-/-	35,274
9/30	Wyoming	W (2OT)	40-34	-/-	-/-	38,447
10/7	Pittsburgh *	L	11-21	-/-	-/-	41,870
10/14	at West Virginia *	L	17-41	-/-	4/5	60,051
10/21	Louisville *	L	13-28	-/-	6/6	35,708
10/28	at Cincinnati *	L	3-17	-/-	-/-	20,146
11/11	at USF *	L	10-27	-/-	-/-	29,694
11/18	Connecticut *	W	20-14	-/-	-/-	35,079
11/25	at Rutgers *	L	7-38	-/-	15/16	43,791
209-295						

3 - Wins vacated for an NCAA-official record of 0-8, 0-6

2007

Overall Record: 2-10 • BIG EAST Record: 1-6/8th

Head Coach: Greg Robinson

Captains: Jameel McClain, Taj Smith

8/31	Washington	L	12-42	-/-	-/-	40,329
9/8	at Iowa	L	0-35	-/-	-/-	70,585
9/15	Illinois	L	20-41	-/-	-/-	34,188
9/22	at Louisville *	W	38-35	-/-	18/19	40,922
9/29	at Miami (Ohio)	L	14-17	-/-	-/-	16,800
10/6	West Virginia *	L	14-55	-/-	13/12	35,345
10/13	Rutgers *	L	14-38	-/-	-/-	36,226
10/20	Buffalo	W	20-12	-/-	-/-	30,897
11/3	at Pittsburgh *	L	17-20	-/-	-/-	31,374
11/10	USF *	L	10-41	-/-	-/-	38,039
11/17	at Connecticut *	L	7-30	-/-	25/-	40,000
11/24	Cincinnati *	L	31-52	-/-	24/-	30,040
197-418						

2008

Overall Record: 3-9 • BIG EAST Record: 1-6/t-7th

Head Coach: Greg Robinson

Captains: Tony Fiametta, Jack Flaherty, Patrick Shadle, Bruce Williams

8/30	at Northwestern	L	10-30	-/-	-/-	20,015
9/6	Akron	L	28-42	-/-	-/-	31,808
9/13	Penn State	L	13-55	-/-	17/17	45,795
9/20	Northeastern	W	30-21	-/-	-/-	34,694
9/27	Pittsburgh *	L	24-34	-/-	-/-	27,549
10/11	at West Virginia *	L	6-17	-/-	-/-	58,133
10/18	at USF *	L	13-45	-/-	19/20	51,384
11/1	Louisville *	W	28-21	-/-	-/-	32,917
11/8	at Rutgers *	L	17-35	-/-	-/-	42,172
11/15	Connecticut *	L	14-39	-/-	-/-	28,081
11/22	at Notre Dame	W	24-23	-/-	-/-	80,795
11/29	at Cincinnati *	L	10-30	-/-	16/16	34,603
217-392						

2009

Overall Record: 4-8 • BIG EAST Record: 1-6/t-7th

Head Coach: Doug Marrone

Captains: Arthur Jones, Rob Long, Mike Owen, Greg Paulus

9/5	Minnesota	L (OT)	20-23	-/-	-/-	48,617
9/12	at Penn State	L	7-28	-/-	7/5	106,387
9/19	Northwestern	W	37-34	-/-	-/-	40,251
9/26	Maine	W	41-24	-/-	-/-	35,632
10/3	USF *	L	20-34	-/-	-/-	40,147
10/10	West Virginia *	L	13-34	-/-	-/-	40,144
10/24	Akron	W	28-14	-/-	-/-	36,991
10/31	Cincinnati *	L	7-28	-/-	5/7	33,802
11/7	at Pittsburgh *	L	10-37	-/-	14/14	46,885
11/14	at Louisville *	L	9-10	-/-	-/-	33,223
11/21	Rutgers *	W	31-13	-/-	25/-	36,759
11/28	at Connecticut *	L	31-56	-/-	-/-	40,000
254-335						

2010

Overall Record: 8-5 • BIG EAST Record: 4-3/4th

Head Coach: Doug Marrone

Captains: Ryan Bartholomew, Rob Long, Derrell Smith

9/4	at Akron	W	29-3	-/-	-/-	15,969
9/11	at Washington	L	20-41	-/-	-/-	62,418
9/18	Maine	W	38-14	-/-	-/-	37,758
9/25	Colgate	W	42-7	-/-	-/-	38,068
10/9	at USF *	W	13-9	-/-	-/-	41,917
10/16	Pittsburgh *	L	14-45	-/-	-/-	40,168
10/23	at West Virginia *	W	19-14	-/-	20/19	58,122
10/30	at Cincinnati *	W	31-7	-/-	-/-	32,072
11/6	Louisville *	L	20-28	-/-	-/-	40,735
11/13	at Rutgers *	W	13-10	-/-	-/-	49,911
11/20	Connecticut *	L	6-23	-/-	-/-	41,465
11/27	Boston College	L	7-16	-/-	-/-	42,191

New Era Pinstripe Bowl (New York, N.Y.)

12/30	vs. Kansas State	W	36-34	-/-	-/-	38,274
288-251						

2011

Overall Record: 5-7 • BIG EAST Record: 1-6/t-7th

Head Coach: Doug Marrone

Captains: Antwon Bailey, Adam Harris, Kevyn Scott

9/1	Wake Forest	W (OT)	36-29	-/-	-/-	40,833
9/10	Rhode Island	W	21-14	-/-	-/-	36,421
9/17	at Southern California	L	17-38	-/-	-/-	65,873
9/24	Toledo	W (OT)	33-30	-/-	-/-	39,116
10/1	Rutgers *	L (2OT)	16-19	-/-	-/-	42,152
10/8	at Tulane	W	37-34	-/-	-/-	23,188
10/21	West Virginia *	W	49-23	-/-	11/14	45,265
10/29	at Louisville *	L	10-27	-/-	-/-	44,817
11/5	at Connecticut *	L	21-28	-/-	-/-	38,769
11/11	USF *	L	17-37	-/-	-/-	41,582
11/26	Cincinnati *	L	13-30	-/-	-/-	38,159
12/3	at Pittsburgh *	L	20-33	-/-	-/-	40,058
290-342						

2012

BIG EAST CO-CHAMPIONS

Overall Record: 8-5 • BIG EAST Record: 5-2/t-1st

Head Coach: Doug Marrone

Captains: Siriki Diabate, Ryan Nassib, Justin Pugh, Shamarko Thomas

9/1	Northwestern	L	41-42	-/-	-/-	37,830
9/8	vs. Southern California ²⁰	L	29-42	-/-	2/2	39,507
9/15	Stony Brook	W	28-17	-/-	-/-	34,512
9/22	at Minnesota	L	10-17	-/-	-/-	50,805
10/5	Pittsburgh *	W	14-13	-/-	-/-	40,394
10/13	at Rutgers *	L	15-23	-/-	20/19	48,011
10/19	Connecticut *	W	40-10	-/-	-/-	36,715
10/27	at USF *	W	37-36	-/-	-/-	38,562
11/3	at Cincinnati *	L	24-35	-/-	-/-	26,180
11/10	Louisville *	W	45-26	-/-	11/10	40,312
11/17	at Missouri	W	31-27	-/-	-/-	63,045
11/23	at Temple *	W	38-20	-/-	-/-	22,317

New Era Pinstripe Bowl (New York, N.Y.)

12/29	vs. West Virginia	W	38-14	-/-	-/-	39,098
390-322						



Running back Prince-Tyson Gulley captured 2012 Pinstripe Bowl MVP honors after rushing for 213 yards and scoring three total touchdowns against West Virginia.

2013

Overall Record: 7-6 • ACC Record: 4-4/t-3rd (Atlantic)

Head Coach: Scott Shafer

Captains: Jay Bromley, Macky MacPherson, Jerome Smith, Marquis Spruill

8/31	vs. Penn State ²⁰	L	17-23	-/-	-/-	61,202
9/7	at Northwestern	L	27-48	-/-	19/20	38,033
9/14	Wagner	W	54-0	-/-	-/-	33,299
9/21	Tulane	W	52-17	-/-	-/-	36,128
10/5	Clemson *	L	14-49	-/-	3/4	48,961
10/12	at NC State *	W	24-10	-/-	-/-	56,639
10/19	at Georgia Tech *	L	0-56	-/-	-/-	45,704
11/2	Wake Forest *	W	13-0	-/-	-/-	38,550
11/9	at Maryland *	W	20-3	-/-	-/-	37,213
11/16	at Florida State *	L	3-59	-/-	2/2	74,491
11/23	Pittsburgh *	L	16-17	-/-	-/-	35,317
11/30	Boston College *	W	34-31	-/-	-/-	37,406

Texas Bowl (Houston, Texas)

12/27	vs. Minnesota	W	21-17	-/-	-/-	32,327
295-330						

2014

Overall Record: 3-9 • ACC Record: 1-7/t-6th (Atlantic)

Head Coach: Scott Shafer

Captains: Sean Hickey, Prince-Tyson Gulley, Cameron Lynch, Sam Rodgers

8/29	Villanova	W (2OT)	27-26	-/-	-/-	41,189
9/13	at Central Michigan	W	40-3	-/-	-/-	25,531
9/20	Maryland	L	20-34	-/-	-/-	40,511
9/27	vs. Notre Dame ²⁰	L	15-31	-/-	8/8	76,802
10/3	Louisville *	L	6-28	-/-	-/-	37,569
10/11	Florida State *	L	20-38	-/-	1/1	43,295
10/18	at Wake Forest *	W	30-7	-/-	-/-	25,107
10/25	at Clemson *	L	6-16	-/-	21/20	80,031
11/1	NC State *	L	17-24	-/-	-/-	40,787
11/8	Duke *	L	10-27	-/-	22/20	39,331
11/22	at Pittsburgh *	L	7-30	-/-	-/-	32,549
11/29	at Boston College *	L	7-28	-/-	-/-	30,267
205-292						

2015

Overall Record: 4-8 • ACC Record: 2-6/5th (Atlantic)

Head Coach: Scott Shafer

Captains: Luke Arciniega, Zaire Franklin, Terrel Hunt, Rob Trudo

9/4	Rhode Island	W	47-0	-/-	-/-	30,112
9/12	Wake Forest *	W	30-17	-/-	-/-	26,670
9/19	Central Michigan	W (OT)	30-27	-/-	-/-	27,949
9/26	LSU	L	24-34	-/-	8/9	43,101
10/10	at USF	L	24-45	-/-	-/-	27,235
10/17	at Virginia *	L (3OT)	38-44	-/-	-/-	39,223
10/24	Pittsburgh *	L	20-23	-/-	25/-	29,832
10/31	at Florida State *	L	21-45	-/-	17/15	67,630
11/7	at Louisville *	L	17-41	-/-	-/-	46,158
11/14	Clemson *	L	27-37	-/-	1/2	36,736
11/21	at NC State *	L	29-42	-/-	-/-	55,260
11/28	Boston College *	W	20-17	-/-	-/-	30,317
327-372						

2016

Overall Record: 4-8 • ACC Record: 2-6/t-6th (Atlantic)

Head Coach: Dino Babers

Captains: Brisly Estime, Amba Etta-Tawo, Zaire Franklin, George Morris

9/2	Colgate	W	33-7	-/-	-/-	31,336
9/9	Louisville *	L	28-62	-/-	13/15	32,184
9/17	USF	L	20-45	-/-	-/-	32,288
9/24	at Connecticut	W	31-24	-/-	-/-	31,899
10/1	vs. Notre Dame ²⁰	L	33-50	-/-	-/-	62,794
10/8	at Wake Forest *	L	9-28	-/-	-/-	25,162
10/15	Virginia Tech *	W	31-17	-/-	17/19	33,838
10/22	at Boston College *	W	28-20	-/-	-/-	34,647
11/5	at Clemson *	L	0-54	-/-	3/3	80,609
11/12	NC State *	L	20-35	-/-	-/-	34,842
11/19	Florida State *	L	14-45	-/-	17/15	32,340
11/26	at Pittsburgh *	L	61-76	-/-	-/-	34,049
308-463						

KEY

- 1 - Polo Grounds (New York, N.Y.)
- 2 - Olympic Park (Buffalo, N.Y.)
- 3 - Springfield, Mass.
- 4 - Forbes Field (Pittsburgh, Pa.)
- 5 - Molson Memorial Stadium (Montreal, Ontario, Canada)
- 6 - Yankee Stadium (Bronx, N.Y.)
- 7 - Municipal Stadium (Baltimore, Md.)
- 8 - Fenway Park (Boston, Mass.)
- 9 - Cleveland Stadium (Cleveland, Ohio)
- 10 - Franklin Field (Philadelphia, Pa.)
- 11 - Shea Stadium (Flushing, N.Y.)
- 12 - Astrodome (Houston, Texas)
- 13 - Superdome (New Orleans, La.)
- 14 - Giants Stadium (East Rutherford, N.J.)
- 15 - Rich Stadium (Orchard Park, N.Y.)
- 16 - Schoellkopf Field (Ithaca, N.Y.)
- 17 - Sullivan Stadium (Foxboro, Mass.)
- 18 - Coca-Cola Bowl (Tokyo Dome; Tokyo, Japan)
- 19 - Kickoff Classic (Giants Stadium; East Rutherford, N.J.)
- 20 - New York's College Classic (MetLife Stadium; East Rutherford, N.J.)

* - Conference game



SERIES RECORDS

1959 NATIONAL CHAMPIONS

136 ALL-AMERICANS

	Gms	W	L	T
Akron	3	2	1	0
Alabama	2	1	1	0
Alfred	1	1	0	0
Allegheny	1	1	0	0
All-Syracuse	3	3	0	0
Amherst	3	3	0	0
Arizona	2	2	0	0
Army West Point	21	11	10	0
Auburn	3	1	1	1
Baldwin Wallace	1	0	1	0
Ball State	1	1	0	0
Baylor	2	1	1	0
Bolling Air Force Base	1	0	1	0
BOSTON COLLEGE ¹	50	31	19	0
Boston University	16	12	3	1
Bowling Green	2	0	2	0
Brigham Young	2	1	1	0
Brown	15	9	3	3
Bucknell	4	4	0	0
Buffalo ²	8	4	3	1
California	2	1	1	0
Carlisle	9	3	6	0
Case School of Science	1	1	0	0
Cazenovia	3	3	0	0
Central Florida	3	3	0	0
CENTRAL MICHIGAN	3	3	0	0
Cincinnati ¹	13	5	8	0
Clarkson	15	15	0	0
CLEMSON	5	1	4	0
Clyde Athletic Association	1	0	0	1
Colgate	67	31	31	5
Colorado	1	1	0	0
Columbia	24	11	9	4
Connecticut ³	10	4	6	0
Cornell	34	11	23	0
Cornell (B)	2	1	1	0
Cortland	6	6	0	0
Dartmouth	10	3	6	1
Dickinson	2	2	0	0
Duke	3	0	3	0
East Carolina	10	7	3	0
Eastern Michigan	1	1	0	0
Elmira Athletic Association	1	1	0	0
Florida	4	2	2	0
FLORIDA STATE	10	1	9	0
Fordham	7	4	2	1
47th Infantry	2	1	0	1
Franklin & Marshall	1	1	0	0
Georgetown	4	1	2	1
George Washington	1	1	0	0
Georgia	1	1	0	0
Georgia Tech	3	0	3	0
Hamilton	13	10	3	0
Hobart	25	25	0	0
Holy Cross	28	23	5	0
Houston	2	1	1	0
Illinois ⁴	12	2	10	0
Indiana	7	3	4	0
Iowa	4	1	3	0
Iowa State	2	1	0	1
John Carroll	1	0	1	0
Johns Hopkins	5	5	0	0
Kansas	8	4	4	0
Kansas State	3	2	1	0
Kent State	3	2	1	0
Kentucky	1	1	0	0
Lafayette	10	6	3	1
Lehigh	2	2	0	0
LOUISVILLE	15	6	9	0
LSU	3	1	2	0
Maine	2	2	0	0

AGAINST ALL FBS CONFERENCES

FBS Independents				
	Gms	W	L	T
Army West Point	21	11	10	0
Brigham Young	2	1	1	0
Notre Dame	8	3	5	0
Total	31	15	16	0

American Athletic Conference				
	Gms	W	L	T
Central Florida	3	3	0	0
Cincinnati ¹	13	5	8	0
Connecticut ³	10	4	6	0
East Carolina	10	7	3	0
Houston	2	1	1	0
Navy	27	19	8	0
Southern Methodist	1	0	1	0
South Florida	10	2	8	0
Temple	37	26	10	1
Tulane	9	8	1	0
Total	122	75	46	1

Atlantic Coast Conference				
	Gms	W	L	T
Boston College ¹	50	31	19	0
Clemson	5	1	4	0
Duke	3	0	3	0
Florida State	10	1	9	0
Georgia Tech	3	0	3	0
Louisville	15	6	9	0
Miami (Fla.)	22	7	15	0
North Carolina	4	2	2	0
North Carolina State	10	1	9	0
Pittsburgh ¹	72	31	38	3
Virginia	5	2	3	0
Virginia Tech	18	10	8	0
Wake Forest	6	4	2	0
Total	223	96	124	3

Big Ten Conference				
	Gms	W	L	T
Illinois ⁴	12	2	10	0
Indiana	7	3	4	0
Iowa	4	1	3	0
Nebraska	12	7	5	0
Maryland	36	19	15	2
Michigan	12	5	6	1
Michigan State	13	3	9	1
Minnesota	5	2	3	0
Northwestern	11	5	6	0
Ohio State	6	2	4	0
Penn State	71	23	43	5
Purdue	1	0	1	0
Rutgers ¹	43	30	12	1
Wisconsin	5	3	1	1
Total	238	105	122	11

Big 12 Conference				
	Gms	W	L	T
Baylor	2	1	1	0
Iowa State	2	1	0	1
Kansas	8	4	4	0
Kansas State	3	2	1	0
Oklahoma	4	0	4	0
Texas	3	2	0	1
Texas Christian	1	0	1	0
West Virginia	60	33	27	0
Total	83	43	38	2

Mid-American Conference				
	Gms	W	L	T
Akron	3	2	1	0
Ball State	1	1	0	0
Bowling Green	2	0	2	0
Buffalo ²	8	4	3	1
Central Michigan	3	3	0	0
Eastern Michigan	1	1	0	0
Kent State	3	2	1	0
Miami (Ohio) ⁴	4	3	1	0
Ohio	2	2	0	0
Toledo	3	3	0	0
Total	30	21	8	1

Mountain West Conference				
	Gms	W	L	T
Wyoming ⁴	1	1	0	0

Pacific-12 Conference				
	Gms	W	L	T
Arizona	2	2	0	0
California	2	1	1	0
Colorado	1	1	0	0
Oregon State	8	5	3	0
Southern California	4	0	4	0
UCLA	8	6	2	0
Washington	4	1	3	0
Washington State	1	1	0	0
Total	30	17	13	0

Southeastern Conference				
	Gms	W	L	T
Alabama	2	1	1	0
Auburn	3	1	1	1
Florida	4	2	2	0
Georgia	1	1	0	0
Kentucky	1	1	0	0
LSU	3	1	2	0
Mississippi State	2	0	2	0
Missouri	3	3	0	0
Tennessee	3	0	3	0
Vanderbilt	2	2	0	0
Total	24	12	11	1

KEY

1 - Record includes 2004 win vacated by NCAA

2 - Record includes 2004 and 2005 wins vacated by NCAA

3 - Record includes 2004 and 2006 wins vacated by NCAA

4 - Record includes 2006 win vacated by NCAA



In 2017, Syracuse and Pittsburgh will meet for the 73rd time. The two schools have played every season dating back to 1955.

	Gms	W	L	T		Gms	W	L	T		Gms	W	L	T
Manhattan	1	1	0	0	Penn State	71	23	43	5	Villanova	4	3	1	0
Maryland	36	19	15	2	PITTSBURGH ¹	72	31	38	3	Virginia	5	2	3	0
McGill	2	2	0	0	Princeton	6	0	5	1	Virginia Tech	18	10	8	0
McNeese State	1	1	0	0	Providence	1	1	0	0	Wagner	1	1	0	0
Mercer	1	1	0	0	Purdue	1	0	1	0	WAKE FOREST	6	4	2	0
MIAMI (Fla.)	22	7	15	0	Rensselaer Polytechnic Institute	4	4	0	0	Washington	4	1	3	0
Miami (Ohio) ⁴	4	3	1	0	Richmond	1	1	0	0	Washington & Jefferson	3	1	2	0
Michigan	12	5	6	1	Rhode Island	3	3	0	0	Washington State	1	1	0	0
Michigan State	13	3	9	1	Rochester	25	20	4	1	West Virginia	60	33	27	0
Minnesota	5	2	3	0	Rutgers ¹	43	30	12	1	West Virginia Wesleyan	1	0	1	0
Mississippi State	2	0	2	0	St. Bonaventure	1	0	0	1	Western Reserve	4	4	0	0
Missouri	3	3	0	0	St. John's Military Academy	12	5	5	2	William & Mary	7	7	0	0
Montana	1	0	0	1	St. Lawrence	6	6	0	0	Williams	7	3	4	0
Mount Union	1	1	0	0	St. Louis	3	2	0	1	Wisconsin	5	3	1	1
Muhlenberg	1	1	0	0	Scranton	1	1	0	0	Wyoming ⁴	1	1	0	0
Navy	27	19	8	0	South Florida	10	2	8	0	Wyoming Seminary	1	1	0	0
Nebraska	12	7	5	0	Southern California	4	0	4	0	Yale	11	0	11	0
New York University	7	7	0	0	Southern Methodist	1	0	1	0	Total *	1,294	716	529	49
Niagara	11	11	0	0	Springfield	2	1	1	0	2017 opponents in BOLD CAPS				
North Carolina	4	2	2	0	Stony Brook	1	1	0	0	KEY				
North Carolina Pre-Flight	1	0	1	0	Susquehanna	1	1	0	0	1 - Record includes 2004 win vacated by NCAA				
NORTH CAROLINA STATE	10	1	9	0	Syracuse Athletic Association	20	11	8	1	2 - Record includes 2004 and 2005 wins vacated by NCAA				
Northeastern	1	1	0	0	Syracuse HS	2	2	0	0	3 - Record includes 2004 and 2006 wins vacated by NCAA				
Northwestern	11	5	6	0	Temple	37	26	10	1	4 - Record includes 2006 win vacated by NCAA				
Notre Dame	8	3	5	0	Tennessee	3	0	3	0	* - Record includes 11 wins from 2004-06 vacated by NCAA				
Oberlin	1	1	0	0	Texas	3	2	0	1					
Occidental	1	1	0	0	Texas Christian	1	0	1	0					
Ogdensburg	1	1	0	0	Toledo	3	3	0	0					
Oglethorpe	1	1	0	0	Trinity (N.Y.)	1	0	0	1					
Ohio	2	2	0	0	Tufts	4	4	0	0					
Ohio State	6	2	4	0	Tulane	9	8	1	0					
Ohio Wesleyan	8	4	2	2	UCLA	8	6	2	0					
Oklahoma	4	0	4	0	Union	7	1	6	0					
Onondaga Academy	1	1	0	0	USN Transport	1	1	0	0					
Onondaga Indians	2	2	0	0	Vanderbilt	2	2	0	0					
Oregon State	8	5	3	0	Vermont	7	7	0	0					



YEARLY SYRACUSE STATISTICS

1959 NATIONAL CHAMPIONS

136 ALL-AMERICANS

Year	Gms	RUSHING				PASSING				TOTAL OFFENSE			SCORING				First Dns
		Att	Yds	YPG	TD	Att-Cmp-Int	Yds	YPG	TD	Plays	Yds	YPG	Pts	PPG	TD	FGM-FGA	
1946	9	385	1,133	125.9	9	110-45-12	797	88.6	9	495	1,930	214.4	146	16.2	21	0-	92
1947	9	374	1,094	121.6	7	118-34-16	444	49.3	2	492	1,538	170.9	77	8.6	11	0-	80
1948	9	263	543	60.3	9	199-69-22	1,002	111.3	4	462	1,545	171.7	89	9.9	13	0-	70
1949	9	425	1,732	192.4	20	162-83-14	1,300	144.4	9	587	3,032	336.9	207	23.0	30	0-	135
1950	10	510	2,376	237.6	22	175-82-11	948	94.8	4	685	3,324	332.4	199	19.9	29	0-	157
1951	9	495	1,849	205.4	21	141-46-10	740	82.2	5	636	2,589	287.7	180	20.0	27	0-	131
1952	9	429	1,903	211.4	19	159-81-8	1,124	124.9	11	587	3,027	336.3	197	21.9	30	0-	126
1953	9	378	1,514	168.2	20	181-92-11	1,320	146.7	9	559	2,834	314.9	197	21.9	29	0-	134
1954	8	405	1,841	230.1	19	81-23-11	301	37.6	2	486	2,642	330.3	135	16.9	21	0-	121
1955	8	392	1,455	181.9	15	66-31-5	549	68.6	11	458	2,004	250.5	180	22.5	27	0-	100
1956	8	417	1,989	248.6	21	67-29-6	531	66.4	5	484	2,520	315.0	203	25.4	30	0-	127
1957	9	452	1,578	175.3	18	131-70-7	1,096	121.8	8	583	2,674	297.1	183	20.3	27	1-	143
1958	9	462	1,997	221.9	23	131-67-5	926	102.9	12	593	2,923	324.8	264	29.3	38	1-	154
1959	10	588	3,136	313.6	30	160-93-14	1,379	137.9	21	748	4,515	451.5	390	39.0	56	2-3	240
1960	9	451	2,309	256.6	19	118-58-13	640	71.1	10	569	2,949	327.7	203	22.6	30	0-0	161
1961	10	469	2,084	208.4	20	153-80-10	1,143	114.3	13	622	3,227	322.7	253	25.3	36	0-0	158
1962	10	515	2,111	211.1	17	134-57-11	664	66.4	3	649	2,775	277.5	159	15.9	23	1-2	155
1963	10	485	2,231	223.1	23	164-64-14	976	97.6	8	649	3,207	320.7	255	25.5	36	3-6	155
1964	10	544	2,510	251.0	28	122-51-11	575	57.5	4	666	3,085	308.5	254	25.4	38	0-1	178
1965	10	536	2,390	239.0	25	130-54-7	594	59.4	2	666	2,984	298.4	237	23.7	33	3-8	167
1966	10	507	2,182	218.2	21	171-78-14	925	92.5	10	678	3,107	310.7	254	25.4	37	2-2	176
1967	10	561	2,298	229.8	16	214-112-14	1,230	123.0	12	775	3,528	352.8	210	21.0	30	2-6	200
1968	10	516	2,018	201.8	20	245-122-23	1,520	152.0	10	761	3,538	353.8	252	25.2	34	7-11	202
1969	10	551	1,964	196.4	15	196-97-14	1,138	113.8	3	747	3,102	310.2	169	16.9	20	9-25	176
1970	10	579	1,968	196.8	22	159-72-10	871	87.1	11	738	2,839	283.9	248	24.8	34	5-15	164
1971	11	569	1,919	174.5	23	214-109-9	1,342	122.0	4	783	3,261	296.5	197	17.9	28	1-6	187
1972	11	607	2,092	190.2	15	211-103-12	1,083	98.5	3	818	3,180	289.1	141	12.8	18	5-21	189
1973	11	563	1,850	168.2	12	210-90-16	1,104	100.4	5	773	2,954	268.5	129	11.7	17	3-9	192
1974	11	550	1,715	155.9	10	141-69-7	944	85.8	4	691	2,659	241.7	121	11.0	15	5-10	157
1975	11	562	1,842	167.5	9	184-73-16	1,132	102.9	5	746	2,974	270.4	174	15.8	19	14-30	170
1976	11	548	2,020	183.6	15	143-48-15	815	74.1	4	691	2,835	257.7	154	14.0	19	7-19	167
1977	11	590	2,329	211.7	15	208-111-7	1,487	135.2	8	798	3,816	346.9	218	19.8	24	16-29	215
1978	11	621	2,479	225.4	17	142-48-12	666	60.5	3	763	3,145	285.9	192	17.5	21	16-23	175
1979	11	656	3,071	279.2	26	179-87-8	1,416	128.7	8	835	4,487	407.9	293	26.6	35	15-21	250
1980	11	583	2,465	224.1	20	186-91-18	1,170	106.4	3	769	3,635	330.5	207	18.8	26	9-16	200
1981	11	532	2,042	185.6	20	230-123-11	1,463	133.0	7	762	3,505	318.6	248	22.5	28	18-19	206
1982	11	476	1,787	162.5	15	248-120-26	1,488	135.3	4	724	3,275	297.7	159	14.5	19	8-17	178
1983	11	464	1,615	146.8	11	246-119-13	1,562	142.0	7	710	3,177	288.8	178	16.2	19	15-21	168
1984	11	503	1,379	125.4	8	252-123-11	1,383	125.7	7	755	2,762	251.1	151	13.7	15	15-19	168
1985	11	523	1,895	172.3	13	237-116-8	1,919	174.5	15	760	3,814	346.7	266	24.2	31	17-23	201
1986	11	488	1,695	154.1	16	283-150-8	1,924	174.9	12	771	3,619	329.0	241	21.9	29	13-19	211
1987	11	528	2,325	211.4	22	250-139-11	2,518	228.9	23	778	4,843	440.3	363	33.0	45	16-19	232
1988	11	458	1,969	179.0	15	262-159-12	2,336	212.4	23	720	4,305	391.4	318	28.9	39	15-17	229
1989	11	482	1,724	156.7	17	266-177-14	2,654	241.3	15	748	4,378	398.0	267	24.3	33	14-18	226
1990	12	514	2,094	174.5	26	253-155-11	2,275	189.6	14	767	4,369	364.1	313	26.1	41	10-14	232
1991	11	505	2,085	189.5	20	230-134-12	1,929	175.4	10	735	4,014	364.9	297	27.0	35	17-22	220
1992	11	557	2,426	220.5	21	252-150-12	2,343	213.0	15	809	4,769	433.5	314	28.5	38	16-25	258
1993	11	451	1,679	152.6	20	297-178-13	2,639	239.9	15	748	4,318	392.5	281	25.5	36	10-17	221
1994	11	519	2,210	200.9	24	189-105-7	1,627	147.9	10	708	3,837	348.8	256	23.3	35	4-10	209
1995	11	496	2,148	195.3	25	210-129-6	2,004	182.2	16	706	4,152	377.5	334	30.4	43	12-18	205
1996	11	531	2,600	236.4	28	226-122-11	1,826	166.0	19	757	4,426	402.4	407	37.0	53	11-17	222
1997	12	534	2,417	201.4	26	295-158-8	2,710	225.8	22	829	5,127	427.3	423	35.3	57	11-15	259
1998	11	521	2,512	228.4	34	259-162-6	2,218	201.6	24	780	4,730	430.0	468	42.5	62	12-16	251
1999	11	490	1,811	164.6	18	271-150-8	1,883	171.2	13	761	3,694	335.8	280	25.5	34	15-19	213
2000	11	509	2,279	207.2	27	247-137-19	1,881	171.0	10	756	4,160	378.2	294	26.7	39	7-20	200
2001	12	580	2,096	174.7	28	249-130-8	1,857	154.8	10	829	3,953	329.4	308	25.7	40	9-16	207
2002	12	528	2,265	188.8	30	333-174-15	2,252	187.7	12	861	4,517	376.4	347	28.9	45	11-20	235
2003	12	509	2,273	189.4	27	311-186-8	2,164	180.3	10	820	4,437	369.8	320	26.7	41	12-17	215
2004	12	477	2,145	178.8	23	319-181-14	2,043	170.2	8	796	4,188	349.0	287	23.9	35	14-25	218
2005	11	396	1,172	106.5	11	304-139-15	1,659	150.8	6	700	2,831	257.4	152	13.8	18	9-15	142
2006	12	420	1,283	106.9	8	311-161-5	1,885	157.1	13	731	3,168	264.0	209	17.4	23	16-18	183
2007	12	375	753	62.8	5	383-202-10	2,750	229.2	18	758	3,503	291.9	197	16.4	24	10-14	181
2008	12	392	1,784	148.7	11	299-141-8	1,458	121.5	11	691	3,242	270.2	217	18.1	25	14-17	164
2009	12	421	1,519	126.6	15	354-229-15	2,446	203.8	16	775	3,965	330.4	254	21.2	31	13-18	225
2010	13	448	1,822	140.2	14	364-205-8	2,375	182.7	19	812	4,197	322.8	288	22.2	34	18-19	225
2011	12	396	1,445	120.4	10	418-261-9	2,733	227.8	23	814	4,178	348.2	290	24.2	35	15-19	228
2012	13	555	2,431	187.0	21	473-295-10	3,757	289.0	26	1028	6,188	476.0	390	30.0	49	15-23	328
2013	13	553	2,533	194.8	25	405-242-17	2,366	182.0	13	958	4,899	376.8	295	22.7	38	11-17	251
2014	12	424	1,750	145.8	12	383-207-17	2,209	184.1	6	807	3,959	329.9	205	17.1	22	17-23	202
2015	12	445	1,958	163.2	15	306-164-9	1,881	156.8	19	751	3,839	319.9	327	27.3	40	16-22	204
2016	12	449	1,435	119.6	15	522-332-13	3,855	321.3	24	971	5,290	440.8	308	25.7	40	10-18	268

Year	Gms	RUSHING				PASSING				TOTAL OFFENSE			SCORING				First Dns
		Att	Yds	YPG	TD	Att-Cmp-Int	Yds	YPG	TD	Plays	Yds	YPG	Pts	PPG	TD	FGM-FGA	
1946	9	407	1,408	156.4	14	115-48-17	728	80.9	9	522	2,136	237.3	158	17.6	24	1-	95
1947	9	437	1,849	205.4	16	132-53-15	756	84.0	8	569	2,605	289.4	167	18.6	25	0-	100
1948	9	480	2,393	265.9	26	113-54-16	925	102.8	8	593	3,318	368.7	244	27.1	36	0-	130
1949	9	431	1,591	176.8	19	130-54-10	846	94.0	9	561	2,437	270.8	215	23.9	32	0-	106
1950	10	462	1,424	142.4	15	158-72-16	966	96.6	4	620	2,390	239.0	139	13.9	21	0-	136
1951	9	403	1,256	139.6	12	148-76-18	1,052	116.9	8	551	2,306	256.2	147	16.3	22	0-	114
1952	9	357	964	107.1	11	226-128-14	1,481	164.6	8	583	2,445	271.7	141	15.7	21	0-	139
1953	9	322	920	102.2	11	161-67-9	849	94.3	2	483	1,769	196.6	99	11.0	15	0-	101
1954	8	306	1,093	136.6	14	131-51-15	742	92.8	7	437	1,835	229.4	147	18.4	22	0-	96
1955	8	316	1,275	159.4	14	95-35-14	533	66.6	4	411	1,810	226.3	130	16.3	19	0-	94
1956	8	326	1,203	150.4	7	154-69-19	863	107.9	6	480	2,066	258.3	89	11.1	13	1-	114
1957	9	368	1,107	123.0	8	176-78-17	1,208	134.2	7	544	2,315	257.2	97	10.8	16	1-	124
1958	9	426	849	94.3	6	173-78-12	1,018	113.1	2	599	1,867	207.4	59	6.6	9	0-	112
1959	10	299	193	19.3	4	184-73-19	769	76.9	2	483	962	96.2	59	5.9	9	0-0	71
1960	9	391	1,043	115.9	9	129-47-11	516	57.3	1	520	1,559	173.2	74	8.2	10	2-3	92
1961	10	399	1,374	137.4	8	186-76-19	1,036	103.6	7	585	2,410	241.0	117	11.7	16	2-4	135
1962	10	408	1,063	106.3	8	158-77-10	826	82.6	5	566	1,889	188.9	110	11.0	15	3-7	117
1963	10	358	938	93.8	8	232-89-17	1,299	129.9	6	590	2,237	223.7	101	10.1	14	1-4	106
1964	10	368	861	86.1	13	157-71-13	998	99.8	7	525	1,859	185.9	144	14.4	20	2-2	99
1965	10	384	1,332	133.2	9	240-96-17	1,189	118.9	10	624	2,521	252.1	146	14.6	21	2-5	142
1966	10	584	738	73.8	5	243-105-15	1,434	143.4	13	584	2,172	217.2	138	13.8	19	2-10	124
1967	10	351	548	54.8	9	229-106-15	1,373	137.3	6	580	1,921	192.1	127	12.7	17	4-4	122
1968	10	449	1,078	107.8	12	256-112-21	1,276	127.6	6	705	2,354	235.4	154	15.4	20	6-13	129
1969	10	427	1,154	115.4	7	232-106-13	1,082	108.2	9	659	2,236	223.6	126	12.6	17	3-5	128
1970	10	454	1,377	137.7	12	254-118-18	1,587	158.7	14	708	2,964	296.4	208	20.8	28	3/11	157
1971	11	522	1,648	149.8	11	231-110-22	1,533	139.4	10	753	3,181	289.2	179	16.3	22	9-16	180
1972	11	467	1,561	141.9	19	287-132-14	1,612	146.5	10	754	3,173	288.5	229	20.8	31	6-15	177
1973	11	493	2,274	206.7	30	189-97-9	1,414	128.5	5	682	3,688	335.3	288	26.2	39	7-20	176
1974	11	636	2,980	270.9	32	191-106-11	1,362	123.8	6	827	4,342	394.7	271	24.6	38	4-10	251
1975	11	521	1,751	159.2	11	242-137-14	1,565	142.3	11	763	3,316	301.5	182	16.5	24	6-22	181
1976	11	617	2,807	255.2	22	174-98-10	1,117	101.5	8	791	3,924	356.7	263	23.9	31	16-27	233
1977	11	510	1,985	180.5	19	264-144-12	1,950	177.3	9	774	3,935	357.8	234	21.3	29	11-19	212
1978	11	544	2,236	203.3	25	262-142-15	2,089	189.9	13	806	4,325	393.2	295	26.8	39	7-18	241
1979	11	544	2,258	205.3	22	247-134-11	1,690	153.6	16	791	3,948	358.9	286	26.0	40	2-6	223
1980	11	508	2,066	187.8	13	266-148-17	1,837	167.0	13	774	3,903	354.8	222	20.2	26	14-15	213
1981	11	489	2,020	183.6	17	286-182-14	2,270	206.4	15	775	4,290	390.0	265	24.1	34	10-17	223
1982	11	483	1,949	177.2	15	296-171-12	1,993	181.2	8	779	3,942	358.4	244	22.2	25	23-26	198
1983	11	487	1,696	154.2	17	323-160-17	1,849	168.1	6	810	3,545	322.3	200	18.2	23	13-22	208
1984	11	478	1,655	150.5	10	220-108-10	1,312	119.3	4	698	2,967	269.7	151	13.7	16	12-19	161
1985	11	430	1,099	99.9	8	381-224-20	2,751	250.1	11	811	3,850	350.0	160	14.5	19	9-20	211
1986	11	562	2,575	234.1	19	245-139-9	1,667	151.5	10	807	4,242	385.6	266	24.2	29	19-28	223
1987	11	437	1,353	123.0	7	299-147-16	1,785	162.3	7	736	3,138	285.3	153	13.9	17	11-14	175
1988	11	514	1,942	176.5	13	274-135-16	1,570	142.7	3	788	3,512	319.3	179	16.3	18	17-20	202
1989	11	435	1,898	172.5	16	274-138-14	1,739	158.1	6	709	3,637	330.6	224	20.4	25	15-22	190
1990	12	446	1,695	141.3	9	352-184-9	2,225	185.4	13	798	3,920	326.7	213	17.8	22	19-27	223
1991	11	400	1,186	107.8	9	355-192-16	2,418	219.8	12	755	3,604	327.6	183	16.6	22	10-13	200
1992	11	339	1,007	91.5	10	365-188-24	2,696	245.1	13	704	3,703	336.6	183	16.6	23	8-13	196
1993	11	428	2,152	195.6	22	290-163-9	2,014	183.1	10	718	4,166	378.7	288	26.2	36	13-22	227
1994	11	423	1,784	162.2	13	356-203-8	2,590	235.5	17	779	4,374	397.6	259	23.5	31	13-16	222
1995	11	432	1,748	158.9	10	412-218-19	2,493	226.6	17	844	4,241	385.5	213	19.4	27	8-11	248
1996	11	398	1,118	101.6	7	327-160-16	1,757	159.7	10	725	2,875	261.4	191	17.4	24	6-7	164
1997	12	443	1,317	109.8	15	326-167-16	2,165	180.4	8	769	3,482	290.2	191	15.9	24	9-12	178
1998	11	408	1,566	142.4	17	303-139-11	2,029	184.5	14	711	3,595	326.8	269	24.5	33	11-12	195
1999	11	394	1,284	116.7	12	344-186-12	2,029	184.5	10	738	3,313	301.2	243	22.1	28	12-19	177
2000	11	396	1,494	135.8	12	326-148-7	1,937	176.1	9	722	3,431	311.9	212	19.3	24	15-23	169
2001	12	447	2,042	170.2	16	360-184-13	2,268	189.0	13	807	4,310	359.2	244	20.3	30	11-21	214
2002	12	497	2,063	171.9	26	384-223-10	3,645	303.8	22	881	5,708	475.7	406	33.8	52	15-26	251
2003	12	457	1,658	138.2	11	395-237-17	2,666	222.2	22	852	4,324	360.3	301	25.1	36	17-21	223
2004	12	504	2,240	186.7	17	374-225-13	2,882	240.2	23	878	5,122	426.8	344	28.7	44	12-24	264
2005	11	475	2,060	187.3	17	293-161-14	2,040	185.5	12	768	4,100	372.7	295	26.8	35	16-23	197
2006	12	467	2,221	185.1	20	348-226-17	2,571	214.2	17	815	4,792	399.3	295	24.6	37	12-19	245
2007	12	515	2,494	207.8	30	393-267-9	3,131	260.9	20	908	5,625	468.8	418	34.8	53	16-22	287
2008	12	454	2,273	189.4	18	384-242-8	2,701	225.1	27	838	4,974	414.5	392	32.7	48	17-21	270
2009	12	401	1,222	101.8	15	342-222-9	2,822	235.2	24	743	4,044	337.0	335	27.9	44	9-17	210
2010	13	488	1,770	136.2	14	368-208-9	2,149	165.3	15	856	3,919	301.5	251	19.3	31	12-18	217
2011	12	436	1,538	128.2	16	415-259-10	3,099	258.2	21	851	4,637	386.4	342	28.5	38	26-35	254
2012	13	466	1,881	144.7	13	397-252-9	3,044	234.2	23	863	4,925	378.8	322	24.8	39	17-22	251
2013	13	469	1,786	137.4	19	428-250-15	2,987	229.8	22	897	4,773	367.2	330	25.4	42	12-15	243
2014	12	493	1,671	139.3	9	345-225-8	2,519	209.9	19	838	4,190	349.2	292	24.3	33	19-24	240
2015	12	459	2,182	181.8	24	388-251-11	3,080	256.7	18	847	5,262	438.5	372	31.0	46	17-23	258
2016	12	497	2,700	225.0	35	373-215-10	3,313	276.1	20	870	6,013	501.1	463	38.6	61	12-17	275

ORANGE IN THE FINAL POLLS

Year	Record	AP	Coaches	BCS
1952	7-3	14	-	
1956	7-2	8	8	
1958	8-2	9	10	
1959	11-0	1	1	
1960	7-2	t-19	-	
1961	8-3	14	16	
1963	8-2	-	12	
1964	7-4	-	12	
1965	7-3	-	19	
1966	8-3	-	16	
1967	8-2	-	12	
1987	11-0-1	4	4	
1988	10-2	13	12	
1990	7-4-2	-	21	
1991	10-2	11	11	
1992	10-2	6	7	
1995	9-3	19	16	
1996	9-3	21	19	
1997	9-4	21	20	
Year	Record	AP	Coaches	BCS
1998	8-4	25	24	15
2001	10-3	14	14	-

The Associated Press college football poll was introduced in 1936. The poll ranked the top 20 teams in the nation until 1961 when it was revamped to include just the top 10 teams. The top-20 format returned in 1968 and was expanded to include the top 25 in 1989.

The coaches poll was a service of the United Press (UP) and United Press International (UPI) from 1950 to 1990. In 1991, the coaches poll was taken over and released by USA Today.

Bowl Championship Series (BCS) rankings were released from 1998-2013.

ORANGE IN THE AP TOP 25

Last time ranked in the AP top 25.....	Jan. 4, 2001 (14)
Last time ranked in the AP top 10.....	Sept. 2, 1996 (9)
Weeks ranked in the AP poll	197
Weeks ranked in the AP top 10.....	69
Weeks ranked in the AP top 5.....	19
Highest AP ranking	1 (7 times)
Record vs. AP top 25 *	49-130-4
Home	25-57-3
Road *	18-62-0
Neutral.....	6-11-1
vs. ACC.....	1-11

* - Record includes 2004 road win at No. 17 Boston College vacated by NCAA



The 1992 Orange celebrated a Fiesta Bowl win against Colorado and finished ranked in the top 10 in both major college football polls.

ORANGE VS. AP TOP 25

	Overall	H	A	N	Bowl
Top 25 *	49-130-4	25-57-3	18-62	6-11-1	5-7-1
vs. ACC	1-11	1-7	0-4	-	-
vs. No. 1	1-10	1-4	0-6	-	-
vs. No. 2	0-12	0-6	0-5	0-1	-
vs. No. 3	0-3	0-1	0-2	-	-
vs. No. 4	2-4	-	1-4	1-0	1-0
vs. No. 5	3-5	1-4	2-0	0-1	0-1
vs. No. 6	1-7-1	0-3	1-4	0-0-1	0-0-1
vs. No. 7	1-8	0-3	1-3	0-2	0-2
vs. No. 8	1-6	1-3	0-2	0-1	-
vs. No. 9	1-5	1-2	0-1	0-2	0-1
vs. No. 10	2-11	1-6	0-3	1-2	1-1
vs. No. 11	2-3	2-1	0-2	-	-
vs. No. 12	2-3	2-0	0-3	-	-
vs. No. 13	4-8	1-5	3-3	-	-
vs. No. 14	2-5	2-1	0-3	0-1	0-1
vs. No. 15	2-3	2-0	0-3	-	-
vs. No. 16	2-5-1	1-2-1	0-3	1-0	1-0
vs. No. 17 *	5-6	2-4	3-2	-	-
vs. No. 18	5-1	2-1	3-0	-	-
vs. No. 19	1-5-1	1-1-1	0-4	-	-
vs. No. 20	5-4	2-0	3-3	0-1	0-1
vs. No. 21	0-2	0-1	0-1	-	-
vs. No. 22	1-3	1-2	0-1	-	-
vs. No. 23	1-2	0-2	-	1-0	1-0
vs. No. 24	2-3	0-2	1-1	1-0	-
vs. No. 25	3-6-1	2-3-1	0-3	1-0	1-0

* - Record includes 2004 road win at No. 17 Boston College vacated by NCAA

ORANGE VS. AP NO. 1

Date	Opponent	W/L/T	Score
Oct. 19, 1940	at Cornell	L	6-33
Oct. 18, 1952	at Michigan State	L	7-48
Sept. 13, 1980	at Ohio State	L	21-31
Oct. 1, 1983	at Nebraska	L	7-63
Sept. 29, 1984	Nebraska	W	17-9
Oct. 5, 1991	at Florida State	L	14-46
Nov. 21, 1992	Miami (Fla.)	L	10-16
Nov. 17, 2001	at Miami (Fla.)	L	0-59
Nov. 30, 2002	Miami (Fla.)	L	7-49
Oct. 11, 2014	Florida State	L	20-38
Nov. 14, 2015	Clemson	L	27-37

ORANGE VS. AP TOP 10

Date	Opponent	W/L/T	Score
Nov. 12, 1938	#7 Duke	L	0-21
Oct. 19, 1940	at #1 Cornell	L	6-33
Nov. 2, 1940	#10 Georgetown	L	6-28
Oct. 18, 1947	at #9 Penn State	L	0-40
Oct. 8, 1948	#10 Penn State	L	14-34
Oct. 23, 1948	at #10 Northwestern	L	0-48
Nov. 5, 1949	at #7 Cornell	L	7-33
Oct. 13, 1951	#7 Illinois	L	20-41
Oct. 18, 1952	at #1 Michigan State	L	7-48
Jan. 1, 1953	vs. #9 Alabama ¹	L	6-61
Oct. 24, 1953	at #7 Illinois	L	13-20
Oct. 2, 1954	#10 Penn State	L	0-13
Sept. 24, 1955	#7 Pittsburgh	L	12-22
Oct. 22, 1955	#2 Maryland	L	13-34
Sept. 22, 1956	at #6 Maryland	W	26-12
Sept. 29, 1956	at #10 Pittsburgh	L	7-14
Jan. 1, 1959	vs. #5 Oklahoma ¹	L	6-21
Nov. 7, 1959	at #7 Penn State	W	20-18
Jan. 1, 1960	vs. #4 Texas ²	W	23-14
Oct. 1, 1960	at #5 Kansas	W	14-7
Nov. 2, 1963	at #10 Pittsburgh	L	27-35
Jan. 1, 1965	vs. #7 LSU ³	L	10-13
Sept. 24, 1966	#2 UCLA	L	12-31
Nov. 25, 1967	at #4 UCLA	W	32-14
Oct. 5, 1968	#9 UCLA	W	20-7
Dec. 7, 1968	at #3 Penn State	L	12-30
Oct. 18, 1969	#5 Penn State	L	14-15
Oct. 16, 1971	#9 Penn State	L	0-31

Date	Opponent	W/L/T	Score
Oct. 20, 1973	#5 Penn State	L	6-49
Oct. 18, 1975	#9 Penn State	L	7-19S
Sept. 26, 1976	#8 Maryland	L	28-42
Oct. 30, 1976	at #2 Pittsburgh	L	13-23
Oct. 15, 1977	#10 Penn State	L	24-31
Oct. 14, 1978	#10 Maryland	L	9-24
Oct. 21, 1978	at #2 Penn State	L	15-45
Sept. 13, 1980	at #1 Ohio State	L	21-31
Oct. 17, 1981	#2 Penn State	L	16-41
Oct. 24, 1981	at #2 Pittsburgh	L	10-23
Oct. 16, 1982	at #8 Penn State	L	7-28
Oct. 23, 1982	#2 Pittsburgh	L	0-14
Oct. 1, 1983	at #1 Nebraska	L	7-63
Sept. 29, 1984	#1 Nebraska	W	17-9
Oct. 19, 1985	#6 Penn State	L	20-24
Oct. 18, 1986	at #6 Penn State	L	3-42
Oct. 17, 1987	#10 Penn State	W	48-21
Jan. 1, 1988	vs. #6 Auburn ³	T	16-16
Nov. 19, 1988	at #4 West Virginia	L	9-31
Aug. 31, 1990	vs. #9 USC ⁴	L	16-34
Nov. 17, 1990	at #2 Miami (Fla.)	L	7-33
Sept. 21, 1991	#5 Florida	W	38-21
Oct. 5, 1991	at #1 Florida State	L	14-46
Nov. 21, 1992	#1 Miami (Fla.)	L	10-16
Jan. 1, 1993	vs. #10 Colorado ⁵	W	26-22
Oct. 23, 1993	at #6 Miami (Fla.)	L	0-49
Nov. 5, 1994	#5 Miami (Fla.)	L	6-27
Dec. 31, 1997	vs. #10 Kansas State ⁵	L	18-35
Sept. 5, 1998	#10 Tennessee	L	33-34
Jan. 2, 1999	vs. #7 Florida ¹	L	10-31
Sept. 18, 1999	#6 Michigan	L	13-18
Oct. 16, 1999	at #4 Virginia Tech	L	0-62
Oct. 21, 2000	#2 Virginia Tech	L	14-22
Nov. 18, 2000	#2 Miami (Fla.)	L	0-26
Aug. 26, 2001	vs. #10 Georgia Tech ⁴	L	7-13
Sept. 1, 2001	at #8 Tennessee	L	9-33
Oct. 27, 2001	at #5 Virginia Tech	W	22-14
Nov. 17, 2001	at #1 Miami (Fla.)	L	0-59
Nov. 9, 2002	#8 Virginia Tech	W (3OT)	50-42
Nov. 30, 2002	#1 Miami (Fla.)	L	7-49
Oct. 11, 2003	at #4 Virginia Tech	L	7-51
Oct. 9, 2004	at #8 Florida State	L	13-17
Oct. 1, 2005	at #6 Florida State	L	14-38
Nov. 19, 2005	at #6 Notre Dame	L	10-34
Oct. 14, 2006	at #4 West Virginia	L	17-41
Oct. 21, 2006	#6 Louisville	L	13-28
Sept. 12, 2009	at #7 Penn State	L	7-28
Oct. 31, 2009	#5 Cincinnati	L	7-28
Sept. 8, 2012	vs. #2 USC ⁶	L	29-42
Oct. 5, 2013	#3 Clemson	L	14-49
Nov. 16, 2013	at #2 Florida State	L	3-59
Sept. 27, 2014	vs. Notre Dame ⁶	L	15-31
Oct. 11, 2014	#1 Florida State	L	20-38
Sept. 26, 2015	#8 LSU	L	24-34
Nov. 14, 2015	#1 Clemson	L	27-37
Nov. 5, 2016	#3 Clemson	L	0-54

Last win vs. AP top 10 team.....	Nov. 9, 2002
Last home win vs. AP top 10 team.....	Nov. 9, 2002
Last road win vs. AP top 10 team.....	Oct. 27, 2001
Last bowl win vs. AP top 10 team.....	Jan. 1, 1993
Last ACC win vs. AP top 10 team.....	N/A
Longest win streak vs. AP top 10	3 (1959-60)
Longest losing streak vs. AP top 10.....	17 (2002-pres.)

KEY

- 1 - Orange Bowl (Miami, Fla.)
- 2 - Cotton Bowl (Dallas, Texas)
- 3 - Sugar Bowl (New Orleans, La.)
- 4 - Kickoff Classic (East Rutherford, N.J.)
- 5 - Fiesta Bowl (Tempe, Ariz.)
- 6 - New York's College Classic (East Rutherford, N.J.)

1937

	AP
Oct. 18	17

1938

	AP
Oct. 17	10

1941

	AP
Nov. 3	18

1942

	AP
Oct. 19	20
Oct. 26	15

1952

	AP	CP
Preseason	-	20
Nov. 10	13	-
Nov. 17	15	-
Nov. 24	16	-
Dec. 1 (Final)	14	-

1955

	AP	CP
Oct. 31	18	-
Nov. 21	20	-

1956

	AP	CP
Sept. 24	7	NP
Oct. 1	18	-
Oct. 15	13	14
Oct. 22	14	12
Oct. 29	17	15
Nov. 5	9	11
Nov. 12	9	11
Nov. 19	8	10
Nov. 26	8	9
Dec. 3 (Final)	8	8

1958

	AP	CP
Nov. 3	12	12
Nov. 10	12	11
Nov. 17	10	11
Nov. 24	10	10
Dec. 1 (Final)	9	10

1959

	AP	CP
Preseason	20	NP
Sept. 28	20	14
Oct. 5	12	11
Oct. 12	8	8
Oct. 19	6	6
Oct. 26	5	5
Nov. 2	4	3
Nov. 9	1	1
Nov. 16	1	1
Nov. 23	1	1
Nov. 30	1	1
Dec. 7 (Final)	1	1

1960

	AP	CP
Preseason	1	NP
Sept. 19	2	NP
Sept. 26	2	1
Oct. 3	1	1
Oct. 10	4	4
Oct. 17	3	3
Oct. 24	3	3
Oct. 31	9	9
Nov. 7	17	18
Nov. 14	14	-
Nov. 21	17	14
Nov. 28 (Final)	19	-

1961

	AP	CP
Preseason	10	NP
Sept. 25	5	NP
Oct. 2	7	9
Oct. 16	-	13
Nov. 13	10	13
Dec. 4 (Final)	14	16

1963

	AP	CP
Oct. 21	-	12
Oct. 28	-	10
Nov. 11	-	18
Dec. 9 (Final)	-	12

1964

	AP	CP
Preseason	9	NP
Oct. 5	-	10
Oct. 12	7	7
Oct. 19	8	8
Nov. 2	-	14
Nov. 16	9	9
Nov. 30 (Final)	-	12

1965

	AP	CP
Sept. 20	9	NP
Nov. 1	-	16
Nov. 15	-	18
Nov. 29 (Final)	-	19

1966

	AP	CP
Preseason	7	NP
Nov. 14	-	17
Nov. 28 (Final)	-	16

1967

	AP	CP
Sept. 25	-	18
Oct. 2	-	17
Oct. 9	-	16
Nov. 27 (Final)	-	12

1968

	AP	CP
Preseason	19	NP
Oct. 7	15	16
Oct. 14	11	13
Oct. 21	10	10

1970

	AP	CP
Nov. 2	20	-

1971

	AP	CP
Preseason	13	NP
Sept. 13	15	19

1987

	AP	CP
Sept. 21	-	18
Sept. 28	-	17
Oct. 6	17	16
Oct. 13	13	11
Oct. 20	9	9
Oct. 27	8	8
Nov. 3	8	8
Nov. 10	6	6
Nov. 17	6	6
Nov. 24	4	4
Dec. 1	4	4
Dec. 8	4	4
Jan. 3 (Final)	4	4

1988

	AP	CP
Sept. 5	-	19
Oct. 11	-	20
Oct. 18	19	16
Oct. 25	16	13
Nov. 1	16	14
Nov. 8	15	13
Nov. 15	14	13
Nov. 22	19	19
Nov. 29	18	16
Dec. 6	17	16
Jan. 3 (Final)	13	12

1989

	AP	CP
Preseason	13	NP
Sept. 5	14	15
Sept. 12	11	10
Sept. 19	10	13
Sept. 26	18	-
Oct. 3	17	19

1990

	AP	CP
Sept. 17	-	25
Jan. 2 (Final)	-	21

1991

	AP	CP
Preseason	25	NP
Sept. 3	24	NP
Sept. 10	22	NP
Sept. 17	18	NP
Sept. 23	10	10
Sept. 30	10	10
Oct. 7	15	17
Oct. 14	24	23
Oct. 21	18	18
Oct. 28	18	17
Nov. 4	17	17
Nov. 11	17	17
Nov. 18	16	16
Nov. 25	16	16
Dec. 2	16	16
Jan. 2 (Final)	11	11

1992

	AP	CP
Preseason	10	NP
Sept. 1	10	NP
Sept. 8	9	9
Sept. 15	8	10
Sept. 22	17	17
Sept. 29	17	17
Oct. 6	15	15
Oct. 13	14	14
Oct. 20	12	11
Oct. 27	12	11
Nov. 3	10	9
Nov. 10	10	9
Nov. 17	8	7
Nov. 24	8	9
Dec. 1	6	9
Dec. 8	6	9
Jan. 2 (Final)	6	7

1993

	AP	CP
Preseason	6	NP
Aug. 31	6	7
Sept. 7	6	6
Sept. 14	6	4
Sept. 21	12	11
Sept. 28	13	13
Oct. 5	23	22
Oct. 12	24	19
Oct. 19	23	21

1994

	AP	CP
Sept. 26	-	22
Oct. 4	21	19
Oct. 11	18	15
Oct. 18	16	14
Oct. 25	14	12
Nov. 1	10	9
Nov. 8	14	15
Nov. 15	-	24
Nov. 22	22	20

1995

	AP	CP
Sept. 5	22	20
Oct. 10	-	24
Oct. 17	-	20
Oct. 24	21	17
Oct. 31	20	15
Nov. 7	23	22
Nov. 14	23	22
Nov. 21	22	18
Nov. 28	-	25
Dec. 5	-	22
Jan. 3 (Final)	19	16

1996

	AP	CP
Preseason	10	13
Aug. 26	10	NP
Sept. 2	9	11
Sept. 9	23	24
Sept. 16	23	24
Nov. 4	24	23
Nov. 11	19	19
Nov. 18	16	17
Nov. 25	16	17
Dec. 2	22	22
Dec. 9	23	22
Jan. 3 (Final)	21	19

1997

	AP	CP
Preseason	17	16
Aug. 25	13	NP
Oct. 20	-	25
Oct. 27	-	24
Nov. 3	22	19
Nov. 10	21	19
Nov. 17	18	17
Nov. 24	16	16
Dec. 1	15	15
Dec. 8	14	14
Jan. 3 (Final)	21	20

1998

	AP	CP	BCS
Preseason	17	14	
Sept. 7	19	18	
Sept. 14	13	13	
Sept. 21	12	13	
Sept. 28	11	11	
Oct. 5	24	24	
Oct. 12	23	22	
Oct. 19	21	22	
Oct. 26	17	19	20
Nov. 2	15	17	17
Nov. 9	-	25	-
Nov. 16	24	24	-
Nov. 23	21	22	-
Nov. 30	18	18	15
Dec. 7	18	17	15
Jan. 5 (Final)	25	24	

1999

	AP	CP	BCS
Sept. 26	22	19	
Oct. 3	18	17	
Oct. 10	16	15	
Oct. 17	-	24	
Oct. 24	-	24	

2001

	AP	CP	BCS
Oct. 28	19	22	
Nov. 4	18	18	
Nov. 11	14	13	15
Nov. 18	22	21	-
Nov. 25	18	17	-
Dec. 2	18	17	-
Dec. 9	18	18	-
Jan. 4 (Final)	14	14	



CARRIER DOME RECORD BY OPPONENT

	Gms	W	L	T
Akron	2	1	1	0
Army	3	3	0	0
Auburn	1	1	0	0
Ball State	1	1	0	0
Boston College	15	12	3	0
Brigham Young	1	1	0	0
Buffalo ¹	3	3	0	0
Central Florida	2	2	0	0
Central Michigan	2	2	0	0
Cincinnati ²	7	3	4	0
Clemson	2	0	2	0
Colgate	5	5	0	0
Connecticut ³	5	3	2	0
Duke	1	0	1	0
East Carolina	5	3	2	0
Eastern Michigan	1	1	0	0
Florida	1	1	0	0
Florida State	4	0	4	0
Illinois	2	0	2	0
Indiana	1	1	0	0
Iowa	1	0	1	0
Kansas	1	0	1	0
Kent State	2	2	0	0
Louisville	8	3	5	0
LSU	1	0	1	0
Maine	2	2	0	0
Maryland	5	3	2	0
Miami (Fla.)	6	1	5	0
Miami (Ohio) ⁴	3	3	0	0
Michigan	1	0	1	0
Michigan State	1	0	0	1
Minnesota	2	1	1	0
Mississippi State	1	0	1	0
Missouri	1	1	0	0
Navy	5	3	2	0
Nebraska	1	1	0	0
North Carolina	2	0	2	0
North Carolina State	3	0	3	0
Northeastern	1	1	0	0
Northwestern	4	3	1	0
Notre Dame	1	1	0	0
Ohio State	1	0	1	0
Oklahoma	1	0	1	0
Penn State	6	1	5	0
Pittsburgh ²	19	10	8	1
Rhode Island	3	3	0	0
Rutgers ²	18	12	6	0
Stony Brook	1	1	0	0
South Florida	5	0	5	0
Temple	12	11	1	0
Tennessee	1	0	1	0
Texas	1	1	0	0
Toledo	2	2	0	0
Tulane	4	3	1	0
Vanderbilt	1	1	0	0
Villanova	1	1	0	0
Virginia	1	0	1	0
Virginia Tech	9	7	2	0
Wagner	1	1	0	0
Wake Forest	3	3	0	0
Washington	1	0	1	0
West Virginia	16	9	7	0
Wyoming ⁴	1	1	0	0
Total *	224	135	87	2

KEY

1 - Record includes 2005 win vacated by NCAA

2 - Record includes 2004 win vacated by NCAA

3 - Record includes 2004 and 2006 wins vacated by NCAA

4 - Record includes 2006 win vacated by NCAA

* - Record includes eight wins from 2004-06 vacated by NCAA

YEAR-BY-YEAR CARRIER DOME ATTENDANCE

Year	Gms	Record	Total	Avg
1980	7	4-3-0	305,444	43,635
1981	6	4-2-0	229,861	38,310
1982	6	1-5-0	211,756	35,293
1983	6	5-1-0	204,977	34,163
1984	5	4-1-0	221,107	44,221
1985	6	4-2-0	231,377	38,563
1986	6	3-3-0	207,204	34,534
1987	6	6-0-0	266,938	44,490
1988	6	6-0-0	276,484	46,081
1989	6	3-3-0	293,308	48,885
1990	5	2-1-2	235,112	47,022
1991	6	5-1-0	260,666	43,444
1992	6	4-2-0	295,951	49,325
1993	5	3-2-0	240,458	48,092
1994	6	4-2-0	286,477	47,746
1995	6	5-1-0	260,139	43,357
1996	6	4-2-0	289,064	48,177
1997	6	5-1-0	275,188	45,865
1998	6	5-1-0	287,386	47,898
1999	6	4-2-0	280,445	46,741
2000	6	4-2-0	258,372	43,062
2001	6	6-0-0	246,619	41,103
2002	6	3-3-0	253,556	42,259
2003	7	5-2-0	288,169	41,167
2004 ¹	5	4-1-0	185,341	37,068
2005 ²	6	1-5-0	241,510	40,252
2006 ³	6	3-3-0	223,577	37,263
2007	7	1-6-0	245,064	35,009
2008	6	2-4-0	200,844	33,474
2009	8	4-4-0	312,343	39,043
2010	6	2-4-0	240,385	40,064
2011	7	4-3-0	283,528	40,504
2012	5	4-1-0	229,270	38,212
2013	6	4-2-0	229,661	38,277
2014	6	1-5-0	242,682	40,447
2015	7	4-3-0	224,717	32,102
2016	6	2-4-0	196,828	32,805
Total *	224	135-87-2	9,261,808	41,347

KEY

1 - Record includes four wins vacated by NCAA

2 - Record includes one win vacated by NCAA

3 - Record includes three wins vacated by NCAA

* - Record includes eight wins from 2004-06 vacated by NCAA

LARGEST CARRIER DOME CROWDS

	Attend	Opponent	Year
1.	50,564	Miami (Ohio) *	1980
2.	50,350	Navy	1980
3.	50,243	Pittsburgh	1980
4.	50,037	Penn State	1981
5.	50,021	Penn State	1985
6.	50,011	Penn State	1987
7.	50,010	Penn State	1983
8.	49,892	Boston College	1987
9.	49,876	Penn State	1989
10.	49,866	West Virginia	1987

* - Carrier Dome opener

LARGEST CROWDS TO WATCH SYRACUSE FOOTBALL

	Attend	Opponent (Stadium)	Year
1.	111,012	Michigan (Michigan Stadium)	1998
2.	107,725	Tennessee (Neyland Stadium)	2001
3.	106,387	Penn State (Beaver Stadium)	2009
4.	89,768	Ohio State (Ohio Stadium)	1988
5.	86,643	Ohio State (Ohio Stadium)	1980
6.	86,205	Ohio State (Ohio Stadium)	1979
7.	86,002	Penn State (Beaver Stadium)	1990
8.	85,916	Penn State (Beaver Stadium)	1988
9.	85,860	Penn State (Beaver Stadium)	1984
10.	85,512	Penn State (Beaver Stadium)	1986

RECORD IN HOME STADIUMS

Stadium	W	L	T	Pct	Years
The Oval	59	11	2	.833	1895-1906
Archbold Stadium	265	112	20	.693	1907-1978
Carrier Dome *	135	87	2	.607	1980-pres.
Total *	459	210	24	.680	

* - Record includes eight wins from 2004-06 vacated by NCAA

CARRIER DOME RECORDS

Team

Syracuse

Stat	Opponent	Year
Points	Rutgers	1998
Points (Half)	Miami (Fla.) (1st)	1998
First Downs	Pittsburgh	1994
Rushing Attempts	Temple	1980
Rushing Yards	Northwestern	1980
Pass Attempts	Northwestern	2012
Pass Completions	Northwestern	2012
Passing Yards	Northwestern	2012
Total Offense Yards	Rutgers	1992

Opponents

Stat	Team	Year
Points	Louisville	2016
Points (Half)	Penn State (1st)	2008
First Downs	West Virginia	1993
	Connecticut	2004
Rushing Attempts	West Virginia	1993
Rushing Yards	West Virginia	1993
Pass Attempts	East Carolina	1995
Pass Completions	Connecticut	2004
Passing Yards	Virginia Tech	2002
Total Offense Yards	Louisville	2016

Individual

Syracuse

Rushing Attempts	33, Curtis Brinkley vs. Louisville, 2008
Rushing Yards	241, Walter Reyes vs. UCF, 2003
Pass Attempts	66, Ryan Nassib vs. Northwestern, 2012
Pass Completions	45, Ryan Nassib vs. Northwestern, 2012
Passing Yards	482, Ryan Nassib vs. Northwestern, 2012
Receptions	14, Ervin Phillips vs. Colgate, 2016
Receiving Yards	249, Scott Schwedes vs. Boston College, 1985
Points	30, Walter Reyes vs. Notre Dame, 2003

Opponents

Rushing Attempts	42, Andre Williams (Boston College), 2010
Rushing Yards	256, Curt Warner (Penn State), 1981
Pass Attempts	59, Marcus Crandell (East Carolina), 1995
Pass Completions	39, Dan Orlovsky (Connecticut), 2004
Passing Yards	504, Bryan Randall (Virginia Tech), 2002
Receptions	14, Eric Page (Toledo), 2011
Receiving Yards	279, Ernest Wilford (Virginia Tech), 2002
Points	24, Ernest Wilford (Virginia Tech), 2002
	24, Lamar Jackson (Louisville), 2016
	24, Dalvin Cook (Florida State), 2016

SYRACUSE ALL-TIME BOWL RESULTS (15-9-1)

Date	Bowl	Location	Result	Notes
Jan. 1, 1953	Orange Bowl	Miami, Fla.	Alabama 61, Syracuse 6	'Bama tallied the last 54 points to break open a 7-6 game. Joe Szombathy scored SU's only TD.
Jan. 1, 1957	Cotton Bowl	Dallas, Texas	TCU 28, Syracuse 27	Jim Brown rushed for three TDs. A blocked fourth-quarter PAT by TCU was the difference.
Jan. 1, 1959	Orange Bowl	Miami, Fla.	Oklahoma 21, Syracuse 6	Oklahoma coach Bud Wilkinson beat his former team. SU committed four turnovers.
Jan. 1, 1960	Cotton Bowl	Dallas, Texas	Syracuse 23, Texas 14	SU completed a perfect season to win the national championship. MVP Ernie Davis scored two TDs.
Dec. 16, 1961	Liberty Bowl	Philadelphia, Pa.	Syracuse 15, Miami (Fla.) 14	SU rallied from a 14-0 halftime deficit. Ernie Davis ran for 130 yards and a touchdown.
Jan. 1, 1965	Sugar Bowl	New Orleans, La.	LSU 13, Syracuse 10	LSU's Doug Moreau booted the winning FG with 3:50 left. SU led 10-2 after the first quarter.
Dec. 31, 1966	Gator Bowl	Jacksonville, Fla.	Tennessee 18, Syracuse 12	SU stars Floyd Little (216) and Larry Csonka (114) combined for 330 yards rushing in the loss.
Dec. 15, 1979	Independence Bowl	Shreveport, La.	Syracuse 31, McNeese State 7	SU held McNeese State to seven first downs. Offensive MVP Joe Morris rushed for 155 yards.
Dec. 21, 1985	Cherry Bowl	Pontiac, Mich.	Maryland 35, Syracuse 18	SU QB Don McPherson racked up 315 total yards. Terps scored 22 points in the second quarter.
Jan. 1, 1988	Sugar Bowl	New Orleans, La.	Syracuse 16, Auburn 16	SU finished 11-0-1 after Auburn's Win Lyle kicked the tying 30-yard FG with one second left.
Jan. 2, 1989	Hall of Fame Bowl	Tampa, Fla.	Syracuse 23, LSU 10	SU topped the SEC co-champions behind 122 yards rushing and two TDs by Robert Drummond.
Dec. 30, 1989	Peach Bowl	Atlanta, Ga.	Syracuse 19, Georgia 18	QB Mark McDonald came off the bench to rally the Orange in the Bulldogs' backyard.
Dec. 25, 1990	Aloha Bowl	Honolulu, Hawaii	Syracuse 28, Arizona 0	'Cuse won its fourth straight bowl game. It was the first time Arizona was shut out in 19 years.
Jan. 1, 1992	Hall of Fame Bowl	Tampa, Fla.	Syracuse 24, Ohio State 17	MVP Marvin Graves threw for 309 yards. SU defense sacked Kirk Herbstreit four times.
Jan. 1, 1993	Fiesta Bowl	Tempe, Ariz.	Syracuse 26, Colorado 22	Kirby Dar Dar's 100-yard kickoff return TD capped a 20-point third quarter for SU.
Jan. 1, 1996	Gator Bowl	Jacksonville, Fla.	Syracuse 41, Clemson 0	Most lopsided win in Gator Bowl history. Marvin Harrison had seven catches for 173 yards.
Dec. 27, 1996	Liberty Bowl	Memphis, Tenn.	Syracuse 30, Houston 17	Orange rushed for 396 yards and four TDs to extend their bowl winning streak to seven games.
Dec. 31, 1997	Fiesta Bowl	Tempe, Ariz.	Kansas State 35, Syracuse 18	KSU QB Michael Bishop passed for 317 yards and four TDs to end SU's bowl winning streak.
Jan. 2, 1999	Orange Bowl	Miami, Fla.	Florida 31, Syracuse 10	SU earned a BCS berth in the first year of the system. Gators led 28-3 at halftime.
Dec. 29, 1999	Music City Bowl	Nashville, Tenn.	Syracuse 20, Kentucky 13	Two fourth-quarter TD runs by MVP James Mungro sealed the Orange victory.
Dec. 29, 2001	Insight.com Bowl	Phoenix, Ariz.	Syracuse 26, Kansas State 3	Clifton Smith made 12 tackles to lead an SU defense that forced four KSU turnovers.
Dec. 21, 2004	Champs Sports Bowl	Orlando, Fla.	Georgia Tech 51, Syracuse 14	Interception return for a TD on the second play of the game sparked GT to 35 first-half points.
Dec. 30, 2010	Pinstripe Bowl	Bronx, N.Y.	Syracuse 36, Kansas State 34	KSU two-point conversion failed after unsportsmanlike conduct penalty with 1:13 to go.
Dec. 29, 2012	Pinstripe Bowl	Bronx, N.Y.	Syracuse 38, West Virginia 14	MVP Prince-Tyson Guley recorded 269 yards from scrimmage and three TDs in romp.
Dec. 27, 2013	Texas Bowl	Houston, Texas	Syracuse 21, Minnesota 17	Brisly Estime's 70-yard punt return led to Terrel Hunt's winning TD with 1:14 remaining.

NOTE

After a 9-1-2 season in 1915, Syracuse received an invitation to play in the 1916 Rose Bowl, but declined because an earlier trip to the West Coast used up the team's travel budget.

HIGHEST BOWL WINNING PERCENTAGE
(Min. 15 appearances)

	School	Pct.	Record
1.	Utah	.800	16-4-0
2.	USC	.667	34-17-0
3.	Mississippi	.649	24-13-0
4.	Boise State	.647	11-6-0
5.	Oklahoma State	.630	17-10-0
6.	Toledo	.625	10-6-0
7.	Florida State	.622	27-16-2
8.	Syracuse	.620	15-9-1
9.	Penn State	.617	28-17-2
10.	Georgia	.613	30-19-3

MOST CONSECUTIVE BOWL VICTORIES

	School	No.	Years
1.	Florida State	11	1985-96
2.	USC	9	1923-45
	Utah	9	1999-2009
4.	Boston College	8	2000-07
	Georgia Tech	8	1947-56
	UCLA	8	1983-91
7.	Syracuse	7	1989-96
8.	Six teams tied	6	
	Last: Colorado, 1993-99		

RECORD BY BOWL GAME

	W-L-T	Pct.
Aloha Bowl	1-0-0	1.000
Champs Sports Bowl	0-1-0	.000
Cherry Bowl	0-1-0	.000
Cotton Bowl	1-1-0	.500
Fiesta Bowl	1-1-0	.500
Gator Bowl	1-1-0	.500
Hall of Fame Bowl	2-0-0	1.000
Independence Bowl	1-0-0	1.000
Insight.com Bowl	1-0-0	.000
Liberty Bowl	2-0-0	1.000
Music City Bowl	1-0-0	1.000
Orange Bowl	0-3-0	.000
Peach Bowl	1-0-0	1.000
Pinstripe Bowl	2-0-0	1.000
Sugar Bowl	0-1-1	.250
Texas Bowl	1-0-0	1.000
Total	15-9-1	.620

BOWL RECORD BY COACH


	Record	Pct.
Dick MacPherson	3-1-1	.700
Frank Maloney	1-0-0	1.000
Doug Marrone	2-0-0	1.000
Paul Pasqualoni	6-3-0	.667
Ben Schwartzwalder	2-5-0	.286
Scott Shafer	1-0-0	1.000
Total	15-9-1	.620

BOWL RECORD BY OPPONENT

	W-L-T	Pct.
Alabama	0-1-0	.000
Arizona	1-0-0	1.000
Auburn	0-0-1	.500
Colorado	1-0-0	1.000
Clemson	1-0-0	1.000
Florida	0-1-0	.000
Georgia	1-0-0	1.000
Georgia Tech	0-1-0	.000
Houston	1-0-0	1.000
Kansas State	2-1-0	.667
Kentucky	1-0-0	1.000
LSU	1-1-0	.500
Maryland	0-1-0	.000
McNeese State	1-0-0	1.000
Miami (Fla.)	1-0-0	1.000
Minnesota	1-0-0	1.000
Ohio State	1-0-0	1.000
Oklahoma	0-1-1	.000
TCU	0-1-0	.000
Tennessee	0-1-0	.000
Texas	1-0-0	1.000
<u>West Virginia</u>	<u>1-0-0</u>	<u>1.000</u>
Total	15-9-1	.620



2016 Pro Football Hall of Fame inductee Marvin Harrison set the SU bowl records for catches (7) and receiving yards (173) in the 1996 Gator Bowl.



Gerhard Schwedes hit Ernie Davis for an 87-yard gain against Texas in the 1960 Cotton Bowl, the longest pass play in Syracuse bowl history.

TEAM RECORDS

Syracuse

	High	Opponent	Bowl
Points	41	Clemson	1996 Gator
First Downs	28	Maryland	1985 Cherry
	28	West Virginia	2012 Pinstripe
Rushing Attempts	73	McNeese State	1979 Independence
Rushing Yards	396	Houston	1996 Liberty
Pass Attempts	39	Kansas State	1997 Fiesta
Passing Yards	309	Clemson	1996 Gator
	309	Ohio State	1992 Hall of Fame
Total Plays	89	West Virginia	2012 Pinstripe
Total Yards	507	West Virginia	2012 Pinstripe

	Low	Opponent	Bowl
Points	6	Alabama	1953 Orange
First Downs	8	Kansas State	2001 Insight.com
Rushing Attempts	33	Alabama	1953 Orange
Rushing Yards	75	Alabama	1953 Orange
Pass Attempts	7	TCU	1957 Cotton
	7	Tennessee	1966 Gator
Passing Yards	16	Tennessee	1966 Gator
Total Plays	53	Texas	1960 Cotton
Total Yards	203	LSU	1965 Sugar

Opponents

	High	Team	Bowl
Points	61	Alabama	1953 Orange
First Downs	25	Alabama	1953 Orange
Rushing Attempts	56	TCU	1957 Cotton
		Texas	1960 Cotton
Rushing Yards	286	Alabama	1953 Orange
Pass Attempts	45	Kentucky	1999 Music City
Passing Yards	317	Kansas State	1997 Fiesta
Total Plays	79	Alabama	1953 Orange
Total Yards	586	Alabama	1953 Orange

	Low	Team	Bowl
Points	0	Arizona	1990 Aloha
	0	Clemson	1996 Gator
First Downs	10	Texas	1960 Cotton
Rushing Attempts	22	Auburn	1988 Sugar
Rushing Yards	33	Kansas State	2001 Insight.com
Pass Attempts	4	Oklahoma	1959 Orange
Passing Yards	69	Clemson	1996 Gator
Total Plays	47	McNeese State	1979 Independence
Total Yards	159	Clemson	1996 Gator

Miscellaneous

	Pts	Opponent	Bowl
Most Points Scored (Quarter)	23	West Virginia (3rd)	2012 Pinstripe
Most Points Scored (Half)	28	McNeese State (2nd)	1979 Independence
Most Points Allowed (Quarter)	22	Maryland (2nd)	1985 Cherry
Most Points Allowed (Half)	40	Alabama (2nd)	1953 Orange
Largest Margin of Victory	41	Clemson (41-0)	1996 Gator
Largest Margin of Defeat	55	Alabama (61-6)	1953 Orange

INDIVIDUAL RECORDS

Syracuse

	Stat	Player	Bowl
Rushing Attempts	33	Joe Morris	1979 Independence
Rushing Yards	216	Floyd Little	1966 Gator
Rushing Touchdowns	3	James Mungro	2001 Insight.com
	3	Jim Brown	1957 Cotton
Long Rush	86	James Mungro	1999 Music City
Pass Attempts	39	Donovan McNabb	1997 Fiesta
Pass Completions	19	Terrel Hunt	2013 Texas
Completion Pct.	76.9 (10-13)	Mark McDonald	1989 Peach
Passing Touchdowns	3	Donovan McNabb	1996 Gator
	3	Ryan Nassib	2010 Pinstripe
Passing Yards	309	Marvin Graves	1992 Hall of Fame
	309	Donovan McNabb	1996 Gator
Receptions	7	Marvin Harrison	1996 Gator
Receiving Yards	173	Marvin Harrison	1996 Gator
Receiving Touchdowns	3	Marcus Sales	2010 Pinstripe
Long Pass Play	87	Gerhard Schwedes to Ernie Davis	1960 Cotton
Most Points	21	Jim Brown	1957 Cotton
Long Field Goal	46	John Biskup	1993 Fiesta
Long Punt	73	Sean Reali	1996 Gator
Tackles	20 (15-5)	Keith Bulluck	1999 Music City

Opponents

	Stat	Player, Team	Bowl
Rushing Attempts	24	Alvin Blount, Maryland	1985 Cherry
Rushing Yards	132	Alvin Blount, Maryland	1985 Cherry
Rushing Touchdowns	3	Daniel Thomas, Kansas State	2010 Pinstripe
Long Rush	51	Antowain Smith, Houston	1996 Liberty
	51	Daniel Thomas, Kansas State	2010 Pinstripe
Pass Attempts	45	Dusty Bonner, Kentucky	1999 Music City
Pass Completions	30	Dusty Bonner, Kentucky	1999 Music City
Completion Pct.	80.0 (12-15)	Charles Curtis, TCU	1957 Cotton
Passing Touchdowns	4	Michael Bishop, Kansas State	1997 Fiesta
Passing Yards	317	Michael Bishop, Kansas State)	1997 Fiesta
Receiving Yards	206	Darnell McDonald, Kansas State	1997 Fiesta
Receptions	8	Joe Curtis, Alabama	1953 Orange
	8	Johnny Mills, Tennessee	1966 Gator
	8	Anthony White, Kentucky	1999 Music City
	8	Stedman Bailey, West Virginia	2012 Pinstripe
Receiving Touchdowns	3	Darnell McDonald, Kansas State	1997 Fiesta
Long Pass Play	79	Brewster Hobby to Ross Coyle, Oklahoma	1959 Orange
Most Points	19	Bobby Luna, Alabama	1953 Orange
Long Field Goal	41	Win Lyle, Auburn	1988 Sugar
	41	Chris Hawthorne, Minnesota	2013 Texas
Tackles	17 (9-8)	Kurt Crain, Auburn	1988 Sugar

BOWL GAME MVPs

1957 Cotton Bowl

Jim Brown, Outstanding Back

1960 Cotton Bowl

Ernie Davis, Outstanding Back

1961 Liberty BowlErnie Davis, Outstanding Back
Dick Easterly, Most Valuable Player**1966 Gator Bowl**

Floyd Little, Most Valuable Player

1979 Independence Bowl

Joe Morris, Outstanding Offensive Player

1988 Sugar Bowl

Don McPherson, Outstanding Offensive Player

1989 Hall of Fame Bowl

Robert Drummond, Most Valuable Player

1989 Peach BowlMichael Owens, Most Valuable Offensive Player
Terry Wooden, Most Valuable Defensive Player**1990 Aloha Bowl**

Marvin Graves, Most Outstanding Player

1992 Hall of Fame Bowl

Marvin Graves, Most Valuable Player

1993 Fiesta BowlMarvin Graves, Offensive Player of the Game
Kevin Mitchell, Defensive Player of the Game**1996 Gator Bowl**

Donovan McNabb, Outstanding Offensive Player

1996 Liberty BowlRod Gadson, Outstanding Defensive Player
Malcolm Thomas, Outstanding Offensive Player**1997 Fiesta Bowl**

Jason Walters, Sportsmanship Award

1999 Music City Bowl

James Mungro, Most Valuable Player

2001 Insight.com BowlJames Mungro, Most Valuable Offensive Player
Clifton Smith, Most Valuable Defensive Player**2010 New Era Pinstripe Bowl**

Delone Carter, Most Valuable Player

2012 New Era Pinstripe Bowl

Prince-Tyson Gulley, Most Valuable Player

2013 Texas Bowl

Terrel Hunt, Most Valuable Player



Donovan McNabb led the Orange to a 41-0 shutout of Clemson and captured 1996 Gator Bowl MVP honors.



James Mungro was named the 1999 Music City Bowl MVP and the 2001 Insight.com Bowl Offensive MVP.



Delone Carter was voted the 2010 New Era Pinstripe Bowl MVP after rushing for 198 yards and two touchdowns.

TOP BOWL PERFORMANCES

MOST RUSHING ATTEMPTS

	Att	Player
1.	33	Joe Morris vs. McNeese State
2.	30	Ernie Davis vs. Miami (Fla.)
3.	29	Floyd Little vs. Tennessee
	29	Jerome Smith vs. West Virginia
5.	27	Delone Carter vs. Kansas State
6.	26	Jim Brown vs. TCU
	26	Prince-Tyson Gulley vs. West Virginia
8.	24	Malcolm Thomas vs. Houston
9.	23	Robert Drummond vs. LSU
10.	22	Dee Brown vs. Kentucky

MOST RUSHING YARDS

	Yds	Player
1.	216	Floyd Little vs. Tennessee
2.	213	Prince-Tyson Gulley vs. West Virginia
3.	201	Malcolm Thomas vs. Houston
4.	198	Delone Carter vs. Kansas State
5.	162	James Mungro vs. Kentucky
6.	155	Joe Morris vs. McNeese State
7.	152	Jerome Smith vs. West Virginia
8.	140	Ernie Davis vs. Miami (Fla.)
9.	132	Jim Brown vs. Cotton Bowl
10.	122	Robert Drummond vs. LSU

MOST RUSHING TOUCHDOWNS

	TD	Player	Bowl
1.	3	Jim Brown vs. TCU	1957 Cotton
	3	James Mungro vs. Kansas State	2001 Insight.com
3.	2	Robert Drummond vs. LSU	1989 Hall of Fame
	2	Marvin Graves vs. Arizona	1990 Aloha
	2	Malcolm Thomas vs. Clemson	1996 Gator
	2	Donovan McNabb vs. Houston	1996 Liberty
	2	James Mungro vs. Kentucky	1999 Music City
	2	Delone Carter vs. Kansas State	2010 Pinstripe
	2	Prince-Tyson Gulley vs. West Virginia	2012 Pinstripe
	2	Terrel Hunt vs. Minnesota	2013 Texas

LONGEST RUNS

	Yds	Player	Bowl
1.	86	James Mungro vs. Kentucky	1999 Music City
2.	67	Prince-Tyson Gulley vs. West Virginia	2012 Pinstripe
3.	65	James Mungro vs. Kansas State	2001 Insight.com
4.	60	Delone Carter vs. Kansas State	2010 Pinstripe
5.	58	Malcolm Thomas vs. Houston	1996 Liberty
6.	54	Floyd Little vs. Tennessee	1966 Gator
7.	38	Michael Owens vs. Georgia	1989 Peach
8.	32	Duane Kinnon vs. Georgia	1989 Peach
	32	James Mungro vs. Kentucky	1999 Music City
10.	31	Terry Richardson vs. Colorado	1993 Fiesta

MOST PASS ATTEMPTS

	Att	Player	Bowl
1.	39	Donovan McNabb vs. Kansas State	1997 Fiesta
2.	33	Pat Stark vs. Alabama	1953 Orange
3.	31	Marvin Graves vs. Ohio State	1992 Hall of Fame
4.	30	Don McPherson vs. Maryland	1985 Cherry
	30	Donovan McNabb vs. Florida	1999 Orange
6.	29	Terrel Hunt vs. Minnesota	2013 Texas
7.	26	Dave Sarette vs. Miami (Fla.)	1961 Liberty
8.	23	Todd Philcox vs. LSU	1989 Hall of Fame
	23	Donovan McNabb vs. Clemson	1996 Gator
	23	Ryan Nassib vs. West Virginia	2012 Pinstripe

MOST COMPLETIONS

	Cmp	Player	Bowl
1.	19	Terrel Hunt vs. Minnesota	2013 Texas
2.	18	Don McPherson vs. Maryland	1985 Cherry
	18	Marvin Graves vs. Ohio State	1992 Hall of Fame
4.	17	Pat Stark vs. Alabama	1953 Orange
5.	16	Todd Philcox vs. LSU	1989 Hall of Fame
	16	Donovan McNabb vs. Kansas State	1997 Fiesta
7.	14	Donovan McNabb vs. Florida	1999 Orange
8.	13	Dave Sarette vs. Miami (Fla.)	1961 Liberty
	13	Donovan McNabb vs. Clemson	1996 Gator
	13	Ryan Nassib vs. Kansas State	2010 Pinstripe

HIGHEST COMPLETION PERCENTAGE

	Pct. (Cmp-Att)	Player	Bowl
1.	76.9 (10-13)	Mark McDonald vs. Georgia	1989 Peach
2.	73.3 (11-15)	Troy Nunes vs. Kentucky	1999 Music City
3.	69.6 (16-23)	Todd Philcox vs. LSU	1989 Hall of Fame
4.	65.5 (19-29)	Terrel Hunt vs. Minnesota	2013 Texas
5.	61.9 (13-21)	Ryan Nassib vs. Kansas State	2010 Pinstripe
6.	60.0 (18-30)	Don McPherson vs. Maryland	1985 Cherry
7.	58.1 (18-31)	Marvin Graves vs. Ohio State	1992 Hall of Fame
8.	57.1 (12-21)	Bill Scharr vs. Georgia	1989 Peach
9.	56.5 (13-23)	Donovan McNabb vs. Clemson	1996 Gator
10.	52.6 (10-19)	Marvin Graves vs. Arizona	1990 Aloha

MOST PASSING YARDS

	Yds	Player	Bowl
1.	309	Marvin Graves vs. Ohio State	1992 Hall of Fame
	309	Donovan McNabb vs. Clemson	1996 Gator
3.	271	Donovan McNabb vs. Kansas State	1997 Fiesta
4.	239	Ryan Nassib vs. Kansas State	2010 Pinstripe
5.	204	Don McPherson vs. Maryland	1985 Cherry
6.	192	Donovan McNabb vs. Florida	1999 Orange
7.	188	Terrel Hunt vs. Minnesota	2013 Texas
8.	157	Pat Stark vs. Alabama	1953 Orange
9.	148	Dave Sarette vs. Miami (Fla.)	1961 Liberty
10.	145	Marvin Graves vs. Arizona	1990 Aloha

MOST TOUCHDOWN PASSES

	TD	Player	Bowl
1.	3	Donovan McNabb vs. Clemson	1996 Gator
	3	Ryan Nassib vs. Kansas State	2010 Pinstripe
3.	2	Marvin Graves vs. Arizona	1990 Aloha
	2	Marvin Graves vs. Ohio State	1992 Hall of Fame
	2	Ryan Nassib vs. West Virginia	2012 Pinstripe

MOST RECEPTIONS

	Rec	Player	Bowl
1.	7	Marvin Harrison vs. Clemson	1996 Gator
2.	6	Deval Glover vs. Auburn	1988 Sugar
	6	Rob Moore vs. LSU	1989 Hall of Fame
	6	Duane Kinnon vs. Georgia	1989 Peach
5.	5	11 tied	
		Last: Brisly Estime/Jarrod West vs. Minnesota	2013 Texas

MOST RECEIVING YARDS

	Yds	Player	Bowl
1.	173	Marvin Harrison vs. Clemson	1996 Gator
2.	172	Marcus Sales vs. Kansas State	2010 Pinstripe
3.	101	Kevin Johnson vs. Kansas State	1997 Fiesta
4.	93	Johnnie Morant vs. Kansas State	2001 Insight.com
5.	91	Deval Glover vs. Auburn	1988 Sugar
6.	87	Ernie Davis vs. Texas	1960 Cotton
7.	85	Antonio Johnson vs. Ohio State	1992 Hall of Fame
8.	77	Quinton Spotwood vs. Kentucky	1999 Music City
9.	70	Sir Mawn Wilson vs. Clemson	1996 Gator
10.	69	Scott Schwedes vs. Maryland	1985 Cherry

MOST RECEIVING TOUCHDOWNS

	TD	Player	Bowl
1.	3	Marcus Sales vs. Kansas State	2010 Pinstripe
2.	2	Marvin Harrison vs. Clemson	1996 Gator

LONGEST PASSING PLAYS

	Yds	Players	Bowl
1.	87	Gerhard Schwedes to Ernie Davis	1960 Cotton
2.	62	Donovan McNabb to Maurice Jackson	1999 Orange
3.	60	Marvin Graves to Antonio Johnson	1992 Hall of Fame
4.	57	Marvin Graves to Qadry Ismail	1992 Hall of Fame
	57	Donovan McNabb to Sir Mawn Wilson	1996 Gator
6.	56	Donovan McNabb to Marvin Harrison	1996 Gator
7.	52	R.J. Anderson to Johnnie Morant	2001 Insight.com
	52	Ryan Nassib to Marcus Sales	2010 Pinstripe
9.	50	Marvin Graves to Shelby Hill	1992 Hall of Fame
10.	47	Marvin Graves to Terry Richardson	1990 Aloha
	47	Donovan McNabb to Kevin Johnson	1997 Fiesta

LONGEST FIELD GOALS

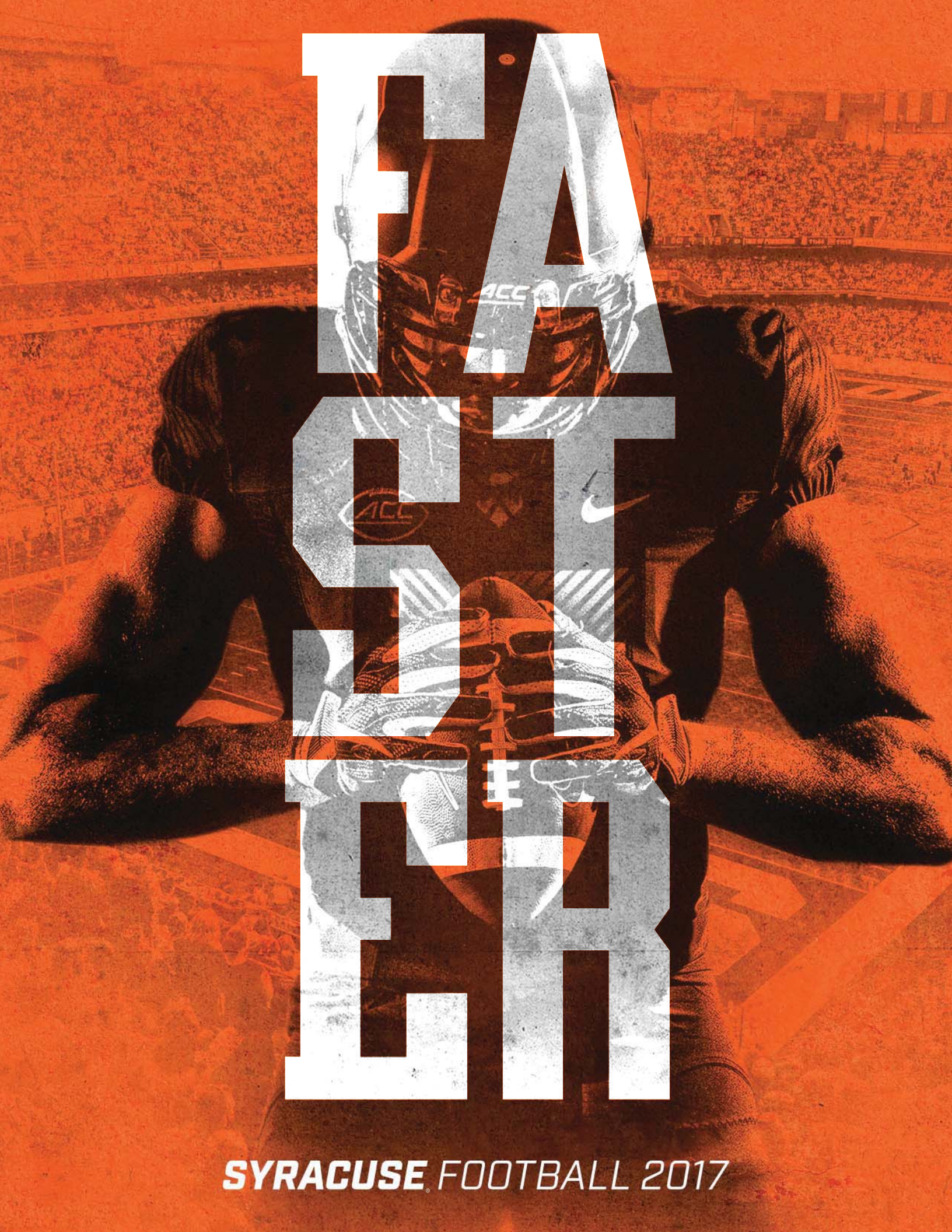
	Yds	Player	Bowl
1.	46	John Biskup vs. Colorado	1993 Fiesta
2.	40	Gary Anderson vs. McNeese State	1979 Independence
	40	Nate Trout vs. Kansas State	1997 Fiesta
	40	Ross Krautman vs. Kansas State	2010 Pinstripe
5.	38	Tim Vesling vs. Auburn	1988 Sugar
	38	Kevin J. Greene vs. LSU	1989 Hall of Fame
7.	36	Nate Trout vs. Florida	1999 Orange
	36	Ross Krautman vs. West Virginia	2012 Pinstripe
9.	34	John Biskup vs. Colorado	1993 Fiesta
10.	33	Nate Trout vs. Kansas State	1997 Fiesta

LONGEST PUNTS

	Yds	Player	Bowl
1.	73	Sean Reali vs. Clemson	1996 Gator
2.	62	Cooper Gardiner vs. LSU	1989 Hall of Fame
3.	60	Pat O'Neill vs. Ohio State	1992 Hall of Fame
4.	55	Pat O'Neill vs. Colorado	1993 Fiesta
	55	Mike Shafer vs. Kansas State	2001 Insight.com
6.	54	Jim Ridlon vs. TCU	1957 Cotton
7.	53	Doug Dunkin vs. Florida	1999 Orange
	53	Mike Shafer vs. Kansas State	2001 Insight.com
9.	52	Don Althouse vs. Alabama	1953 Orange
	52	Pete Brokaw vs. Texas	1960 Cotton
	52	Jim Fox vs. Maryland	1985 Cherry

MOST TACKLES

	Tkls (S-A)	Player	Bowl
1.	20 (15-5)	Keith Bulluck vs. Kentucky	1999 Music City
2.	17 (9-8)	Quentin Harris vs. Florida	1999 Orange
3.	12 (10-2)	O'Neil Scott vs. Georgia Tech	2004 Champs Sports
	12 (6-6)	Clifton Smith vs. Kansas State	2001 Insight.com
	12 (6-6)	Keith Bulluck vs. Florida	1999 Orange
	12 (7-5)	Donovin Darius vs. Houston	1996 Liberty
	12 (5-7)	Glen Young vs. Colorado	1993 Fiesta
	12 (9-3)	Rudy Reed vs. Maryland	1985 Cherry



FA CT S R

SYRACUSE FOOTBALL 2017

JIM BROWN

Jim Brown is the player all running backs are measured against. He is the only person in the College Football, Pro Football and National Lacrosse Halls of Fame. Brown was a unanimous collegiate All-America selection in both football and lacrosse. The 6-2, 232-pound Brown was the top draft choice of the Cleveland Browns in 1957. He is considered by many to be the finest runner to ever play the sport. He led the NFL in rushing in eight of his nine campaigns. When Brown retired in July of 1966, he held the NFL records for single-season (1,863 yards in 1963) and career (12,312 yards) rushing yardage, most rushing touchdowns (106), most total touchdowns (126) and career all-purpose yardage (15,549). He was voted to the Pro Bowl every season he played and was named the greatest professional football player of all-time by *Sporting News* in 2002.



JIM RINGO

One of the greatest linemen in pro football history, Jim Ringo was the center of Vince Lombardi's great Green Bay Packers teams, and also for the Philadelphia Eagles. Ringo was an All-NFL selection six times. He played in 10 Pro Bowls and three NFL championship games. Ringo was a member of Ben Schwartzwalder's 7-2 1952 squad that earned a trip to the Orange Bowl, SU's first-ever bowl appearance.



LARRY CSONKA

Still considered the prototype for NFL fullbacks, Larry Csonka led the Miami Dolphins to an undefeated season and Super Bowl title in 1972. He was the MVP of Super Bowl VIII after carrying 33 times for 145 yards and two touchdowns as Miami defeated Minnesota, 24-7. A five-time Pro Bowl selection, Csonka put together three straight 1,000-yard seasons as the Dolphins advanced to the Super Bowl each of those years.



AL DAVIS

A 1950 Syracuse University graduate, Al Davis was the owner of the Oakland Raiders from 1972 to 2011. He served as commissioner of the AFL in 1966 and was the driving force behind the AFL-NFL merger. From 1967-85, Davis' Raiders won an AFL championship, three Super Bowl titles and 13 division championships.



Syracuse's legacy in the Pro Football Hall of Fame ranks among the finest of any college football program. The Orange boast eight inductees, tied for the fourth-most of any school. Jim Brown (1971) was the Orange's first representative enshrined in Canton and Marvin Harrison (2016) is SU's most recent honoree. Three players (Art Monk, Floyd Little and Harrison) earned induction during the nine-year period from 2008 to 2016.

Player (Pos.)	Years at SU	Inducted
Jim Brown (RB)	1954-56	1971
Jim Ringo (C)	1950-52	1981
Larry Csonka (FB)	1965-67	1987
John Mackey (TE)	1960-62	1992
Art Monk (WR)	1976-79	2008
Floyd Little (RB)	1964-66	2010
Marvin Harrison (WR)	1992-95	2016

Owner	Years at SU	Inducted
Al Davis	1947-50	1992

MOST PRO FOOTBALL HALL OF FAME INDUCTEES

	School	No.
1.	Notre Dame	13
2.	USC	12
3.	Ohio State	10
4.	Syracuse	8
	Alabama	8
	Michigan	8
	Pittsburgh	8
8.	Minnesota	7
9.	Illinois	6
	Miami (Fla.)	6


JOHN MACKEY

John Mackey is known as perhaps the greatest tight end of all-time. He played 10 seasons in the NFL from 1963-72, including nine with the Baltimore Colts. A five-time Pro Bowler and three-time All-Pro selection, Mackey caught 331 career passes for 5,236 yards and scored 38 touchdowns. He was a member of the NFL's 1960s All-Decade Team and was named to the NFL 50th Anniversary Team. Mackey served as president of the NFL Players Association toward the end of his career and helped fight to establish free agency.



ART MONK

Considered to be one of football's most reliable receivers, Art Monk played for the Washington Redskins, New York Jets and Philadelphia Eagles during a 16-year NFL career that spanned from 1980 to 1995. Monk was selected by the Redskins in the 1980 NFL Draft and helped the franchise to three Super Bowl titles. He was voted to the Pro Bowl after three straight seasons (1984, 1985, 1986) and became the first receiver in league history to surpass 900 career receptions. Monk made at least one reception in 183 straight games and finished his career with 940 catches.




FLOYD LITTLE

A multi-dimensional player, Floyd Little combined his rushing talents with great hands and also was a return man for the Denver Broncos. A five-time Pro Bowler, Little amassed more than 12,000 all-purpose yards during a career that spanned from 1967 to 1975. He led the AFC in rushing in 1970 and recorded the first 1,000-yard season in Denver history the following year, gaining a league-best 1,133 yards. At the time of his retirement, Little ranked seventh on the NFL's career rushing list (6,323 yards). He was a charter member of the Broncos Ring of Fame in 1984.



MARVIN HARRISON

The all-time receiving yardage leader in Syracuse football history, Marvin Harrison played 13 seasons for the Indianapolis Colts and earned eight Pro Bowl invitations. As Peyton Manning's favorite target, Harrison posted eight 1,000-yard receiving seasons, including 1,366 yards in 2006 to help the Colts win their first Super Bowl in 36 years. Harrison holds the NFL single-season record for most catches (143 in 2002) and ranks fourth in league history with 1,102 career receptions. In addition, Harrison is eighth on the NFL's career receiving yardage list (14,580 yards) and ranks fifth in career receiving touchdowns (128).



SYRACUSE SUPER BOWL PARTICIPANTS

Players

Game	Name (Pos.)	Team
Super Bowl III	John Mackey (TE)	Baltimore Colts
Super Bowl V	John Mackey (TE)	Baltimore Colts
Super Bowl VI	Larry Csonka (FB)	Miami Dolphins
Super Bowl VII	Larry Csonka (FB)	Miami Dolphins
Super Bowl VIII	Larry Csonka (FB) *	Miami Dolphins
Super Bowl XV	Keith Moody (DB)	Oakland Raiders
	Ken Clarke (NT)	Philadelphia Eagles
	Stan Walters (OT)	Philadelphia Eagles
	Dave Lapham (OT)	Cincinnati Bengals
Super Bowl XVI	Art Monk (WR)	Washington Redskins
Super Bowl XVII	Art Monk (WR)	Washington Redskins
Super Bowl XVIII	Mike Charles (DT)	Miami Dolphins
Super Bowl XIX	Joe Morris (RB)	New York Giants
Super Bowl XX	Art Monk (WR)	Washington Redskins
Super Bowl XXIV	Pat Kelly (TE)	Denver Broncos
Super Bowl XXVI	Art Monk (WR)	Washington Redskins
Super Bowl XXVII	Daryl Johnston (FB)	Dallas Cowboys
Super Bowl XXVIII	Daryl Johnston (FB)	Dallas Cowboys
Super Bowl XXIX	Kevin Mitchell (LB)	San Francisco 49ers
Super Bowl XXX	Daryl Johnston (FB)	Dallas Cowboys
Super Bowl XXXI	Rob Carpenter (WR) ^	Green Bay Packers
	Dave Wohlabaugh (C)	New England Patriots
Super Bowl XXXII	Sir Mawn Wilson (WR) ^	Denver Broncos
	Paul Frase (DL)	Green Bay Packers
Super Bowl XXXIII	Melvin Tuten (OT)	Denver Broncos
	Roland Williams (TE)	Denver Broncos
Super Bowl XXXIV	John Flannery (OL) - IR	St. Louis Rams
Super Bowl XXXV	Rob Burnett (DE)	Baltimore Ravens
	Qadry Ismail (WR/KR)	Baltimore Ravens
	Scott Kiernan (OL) ^	New York Giants
Super Bowl XXXVI	Quinton Spotwood (WR) ^	New York Giants
Super Bowl XXXVII	Tebucky Jones (DB)	New England Patriots
Super Bowl XXXIX	Roland Williams (TE) - IR	Oakland Raiders
Super Bowl XL	Donovan McNabb (QB)	Philadelphia Eagles
Super Bowl XLI	Dwight Freeney (DE)	Indianapolis Colts
	Marvin Harrison (WR)	Indianapolis Colts
	Ryan LaCasse (DE/LB)	Indianapolis Colts
	James Mungro (RB) - IR	Indianapolis Colts
	Josh Thomas (DE)	Indianapolis Colts
Super Bowl XLII	David Tyree (WR)	New York Giants
Super Bowl XLIII	Anthony Smith (S)	Pittsburgh Steelers
Super Bowl XLIV	Dwight Freeney (DE)	Indianapolis Colts
Super Bowl XLVII	Arthur Jones (DT)	Baltimore Ravens
	Jameel McClain (LB)	Baltimore Ravens
Super Bowl XLIX	Chandler Jones (DE)	New England Patriots
Super Bowl 50	Eric Crume (DL) ^	Carolina Panthers
Super Bowl LI	Dwight Freeney (DE)	Atlanta Falcons

Coaches

Game	Name (Pos.)	Team
Super Bowl XXV	Tom Coughlin (WR)	New York Giants
Super Bowl XLII	Tom Coughlin (HC)	New York Giants
Super Bowl XLVI	Tom Coughlin (HC)	New York Giants

Bold indicates Super Bowl champion

KEY

* - Super Bowl MVP

^ - Practice squad

IR - Injured reserve



Chandler Jones helped the New England Patriots to a 28-24 win over the Seattle Seahawks in Super Bowl XLIX.

SYRACUSE PRO BOWL SELECTIONS

Player (Pos.)	Team	Years
Jim Brown (RB)	Cleveland Browns	1957, 1958, 1959, 1960, 1961, 1962 1963, 1964, 1965
Jim Ringo (C)	Green Bay Packers	1957, 1958, 1959, 1960, 1961 1962, 1963
John Mackey (TE)	Philadelphia Eagles	1964, 1965, 1967
Walt Sweeney (OG)	Baltimore Colts	1963, 1965, 1966, 1967, 1968
	San Diego Chargers	1964, 1965, 1966, 1967, 1968, 1969 1970, 1971, 1972
Albert Bemiller (C)	Buffalo Bills	1965
Jim Nance (FB)	Boston Patriots	1966 ¹ , 1967
Floyd Little (RB)	Denver Broncos	1968, 1969, 1970, 1971, 1973
Larry Csonka (FB)	Miami Dolphins	1970, 1971, 1972 ¹ , 1973 ¹ , 1974
Joe Ehrmann (DT)	Baltimore Colts	1975
Stan Walters (OT)	Philadelphia Eagles	1978, 1979
Tommy Myers (DB)	New Orleans Saints	1979
Gary Anderson (K)	Pittsburgh Steelers	1983, 1985, 1993
	Minnesota Vikings	1998
Art Monk (WR)	Washington Redskins	1984, 1985, 1986
Jim Collins (LB)	Los Angeles Rams	1985
Joe Morris (RB)	New York Giants	1985, 1986
Daryl Johnston (FB)	Dallas Cowboys	1993, 1994
Rob Burnett (DE)	Cleveland Browns	1994
Rob Moore (WR)	New York Jets	1994
	Arizona Cardinals	1997
Marvin Harrison (WR)	Indianapolis Colts	1999, 2000, 2001, 2002, 2003 2004, 2005, 2006 ¹
Olindo Mare (K)	Miami Dolphins	1999
Donovan McNabb (QB)	Philadelphia Eagles	2000 ² , 2001 ² , 2002, 2003 ² 2004, 2009
Keith Bulluck (LB)	Tennessee Titans	2003, 2004
Dwight Freeney (DE)	Indianapolis Colts	2003, 2004, 2005, 2008, 2009 2010 ¹ , 2011
David Tyree (ST)	New York Giants	2005
Chandler Jones (DE)	New England Patriots	2015 ¹

NOTE

Years are NFL seasons. Not calendar year Pro Bowl was played.

KEY

1 - Selected, but did not participate

2 - Injury replacement

NFL ALL-DECADE TEAM

1960s

Jim Brown (RB)	Cleveland Browns
John Mackey (TE)	Baltimore Colts
Jim Ringo (C)	Green Bay Packers
	Philadelphia Eagles

1980s

Gary Anderson (K)	Pittsburgh Steelers
Art Monk (WR)	Washington Redskins

1990s

Gary Anderson (K)	Pittsburgh Steelers
	Philadelphia Eagles
	San Francisco 49ers
	Minnesota Vikings

2000s

Dwight Freeney (DE)	Indianapolis Colts
Marvin Harrison (WR)	Indianapolis Colts

NFL PLAYER OF THE YEAR

1957		
Jim Brown (RB)	Cleveland Browns	AP, UPI, NEA, SN

1958		
Jim Brown (RB)	Cleveland Browns	AP, SN

1963		
Jim Brown (RB)	Cleveland Browns	UPI, NEA, MX

1965		
Jim Brown (RB)	Cleveland Browns	AP, UPI, NEA, SN

NFL ROOKIE OF THE YEAR

1957		
Jim Brown (RB)	Cleveland Browns	AP, UPI, SN

AFL PLAYER OF THE YEAR

1966		
Jim Nance (FB)	Boston Patriots	AP, UPI, SN

NFC PLAYER OF THE YEAR

2000		
Donovan McNabb (QB)	Philadelphia Eagles	FN

COMEBACK PLAYER OF THE YEAR


1979		
Larry Csonka (FB)	Miami Dolphins	PFW

GOLDEN TOE AWARD

1998		
Gary Anderson (K)	Minnesota Vikings	PFW

AFC COACH OF THE YEAR

1996		
Tom Coughlin	Jacksonville Jaguars	UPI



Jim Brown was named the NFL Player of the Year four times in his nine professional seasons.

ALL-PRO SELECTIONS

1922			
Joe Alexander (C)	Rochester Jeffersons	CDN-1, HS-1	

1925			
Jack McBride (FB)	New York Giants	GB-1	

1957			
Jim Ringo (C)	Green Bay Packers	AP-1, NEA-1	
Jim Brown (RB)	Cleveland Browns	AP-1, UPI-1, NEA-1, SN-1	

1958			
Jim Ringo (C)	Green Bay Packers	SN-1	
Jim Brown (RB)	Cleveland Browns	AP-1, UPI-1, NEA-1, SN-1	

1959			
Jim Ringo (C)	Green Bay Packers	AP-1, UPI-1, NEA-1, SN-1	
Jim Brown (RB)	Cleveland Browns	AP-1, UPI-1, NEA-1, SN-1	

1960			
Jim Ringo (C)	Green Bay Packers	AP-1, UPI-1, NEA-1, SN-1	
Jim Brown (RB)	Cleveland Browns	AP-1, UPI-1, NEA-1, SN-1	

1961			
Jim Ringo (C)	Green Bay Packers	AP-1, UPI-1, NEA-1, SN-1	
Jim Brown (RB)	Cleveland Browns	AP-1, UPI-1, NEA-1, SN-1	

1962			
Jim Ringo (C)	Green Bay Packers	AP-1, UPI-1, NEA-1, SN-1, AP-2	
Jim Brown (RB)	Cleveland Browns		

1963			
Jim Ringo (C)	Green Bay Packers	AP-1, UPI-1, NEA-1	
Jim Brown (RB)	Cleveland Browns	AP-1, UPI-1, NEA-1, SN-1	

1964			
Jim Brown (RB)	Cleveland Browns	AP-1, UPI-1, NEA-1, SN-1	
Jim Ridlon (DB)	Dallas Cowboys	SN-1	
Jim Ringo (C)	Philadelphia Eagles	AP-2	

1965			
Jim Brown (RB)	Cleveland Browns	AP-1, UPI-1, NEA-1, SN-1	

1966			
John Mackey (TE)	Baltimore Colts	AP-1, UPI-1, NEA-1, SN-1, PFWA-1	
Jim Nance (FB)	Boston Patriots	AP-1, UPI-1, NEA-1	
Jim Ringo (C)	Philadelphia Eagles	AP-2	

1967			
John Mackey (TE)	Baltimore Colts	AP-1, NEA-1, SN-1	
Jim Nance (FB)	Boston Patriots	AP-1, UPI-1, NEA-1	
Walt Sweeney (OG)	San Diego Chargers	AP-1, UPI-1, NEA-1	

1968			
John Mackey (TE)	Baltimore Colts	AP-1, UPI-1, PFW-1, NEA-1, SN-1, PFWA-1, NYDN-1	

Walt Sweeney (OG)	San Diego Chargers	AP-1, UPI-1, NEA-1, PFW-1, PFWA-1, SN-1, NYDN-1	
-------------------	--------------------	---	--

1969			
Walt Sweeney (OG)	San Diego Chargers	UPI-1, NEA-1, PFW-1, PFWA-1, AP-2, NYDN-2	
Floyd Little (RB)	Denver Broncos	AP-1, UPI-1, NEA-1, PFW-1, NYDN-1, SN-1, PFWA-2	
Jim Nance (FB)	Boston Patriots	AP-2, NYDN-2, SN-2, UPI-2	

1970			
Floyd Little (RB)	Denver Broncos	PFWA-2	
Walt Sweeney (OG)	San Diego Chargers	NEA-1	

1971			
Larry Csonka (FB)	Miami Dolphins	AP-1, PFWA-1, NEA-2	
Floyd Little (RB)	Denver Broncos	PFW-1, PFWA-2	
Walt Sweeney (OG)	San Diego Chargers	NEA-2	

1972			
Larry Csonka (FB)	Miami Dolphins	PFW-1, AP-2, PFWA-2	

1973			
Larry Csonka (FB)	Miami Dolphins	AP-1, PFW-1, NEA-2, PFWA-2	

1976			
Joe Ehrmann (DT)	Baltimore Colts	UPI-1, PFWA-2	

1979			
Tommy Myers (DB)	New Orleans Saints	PFW-1	
Stan Walters (OT)	Philadelphia Eagles	AP-2	

1983			
Gary Anderson (K)	Pittsburgh Steelers	AP-2	

1984			
Jim Collins (LB)	Los Angeles Rams	PFW-1, AP-2	
Art Monk (WR)	Washington Redskins	AP-1, PFW-1, PFWA-1, SN-1, NEA-2	

1985

Gary Anderson (K)	Pittsburgh Steelers	PFWA-1
Jim Collins (LB)	Los Angeles Rams	SN-1
Art Monk (WR)	Washington Redskins	SN-1, AP-2

1986

Joe Morris (RB)	New York Giants	AP-1, NEA-1, PFW-1, SN-1 PFWA-1
-----------------	-----------------	---------------------------------------

1993

Daryl Johnston (FB)	Dallas Cowboys	SI-1
---------------------	----------------	------

1994

Daryl Johnston (FB)	Dallas Cowboys	SI-1
---------------------	----------------	------

1997

Rob Moore (WR)	Arizona Cardinals	AP-1, PFW/PFWA-1
----------------	-------------------	---------------------

1998

Gary Anderson (K)	Minnesota Vikings	AP-1, SN-1, PFW/PFWA-1
-------------------	-------------------	---------------------------

1999

Marvin Harrison (WR)	Indianapolis Colts	AP-1, SN-1, PFW/PFWA-1
Olindo Mare (K)	Miami Dolphins	AP-1, SN-1, PFW/PFWA-1

2000

Rob Burnett (DE)	Baltimore Ravens	SI-1, AP-2
Marvin Harrison (WR)	Indianapolis Colts	PFW/PFWA-1, SN-1, AP-2
Donovan McNabb (QB)	Philadelphia Eagles	SI-1

2001

Marvin Harrison (WR)	Indianapolis Colts	AP-2
----------------------	--------------------	------

2002

Keith Bulluck (LB)	Tennessee Titans	SI-1, FD-1, AP-2
Marvin Harrison (WR)	Indianapolis Colts	AP-1, FD-1, PFW/PFWA-1, SN-1, SI-1

2003

Keith Bulluck (LB)	Tennessee Titans	AP-1, SI-1, PFW/PFWA-1
Dwight Freeney (DE)	Indianapolis Colts	FD-1, AP-2
Marvin Harrison (WR)	Indianapolis Colts	SI-1, SN-1, AP-2

2004

Keith Bulluck (LB)	Tennessee Titans	SI-1
Dwight Freeney (DE)	Indianapolis Colts	AP-1, SI-1, PFW/PFWA-1, SN-1
Marvin Harrison (WR)	Indianapolis Colts	SN-1, AP-2

2005

Dwight Freeney (DE)	Indianapolis Colts	AP-1, SI-1, PFW/PFWA-1, SN-1
David Tyree (ST)	New York Giants	PFW/PFWA-1
Marvin Harrison (WR)	Indianapolis Colts	AP-2

2006

Marvin Harrison (WR)	Indianapolis Colts	AP-1, SN-1, PFW/PFWA-1, ESPN-1
----------------------	--------------------	--------------------------------------

2007

Will Allen (CB)	Miami Dolphins	SI-1
Keith Bulluck (LB)	Tennessee Titans	PFW/PFWA-1

2009

Dwight Freeney (DE),	Indianapolis Colts	AP-1, PFF-1 PFWA-1, SI-1, SN-1
----------------------	--------------------	--------------------------------------

ALL-AFC TEAM**1970**

Larry Csonka (FB)	Miami Dolphins	PFW
Floyd Little (RB)	Denver Broncos	AP, UPI, PFW, SN AP, PFW
Walt Sweeney (OG)	San Diego Chargers	

1971

Larry Csonka (FB)	Miami Dolphins	AP, UPI, PFW, SN
Floyd Little (RB)	Denver Broncos	AP, UPI, PFW, SN AP, UPI
Walt Sweeney (OG)	San Diego Chargers	

1972

Larry Csonka (FB)	Miami Dolphins	AP, UPI, PFW, SN
-------------------	----------------	---------------------

1973

Larry Csonka (FB)	Miami Dolphins	AP, UPI, PFW, SN
-------------------	----------------	---------------------

1983

Gary Anderson (K)	Pittsburgh Steelers	UPI, PFW
-------------------	---------------------	----------

1985

Gary Anderson (K)	Pittsburgh Steelers	UPI
-------------------	---------------------	-----

1993

Gary Anderson (K)	Pittsburgh Steelers	UPI PFW/PFWA
-------------------	---------------------	-----------------

2000

Marvin Harrison (WR)	Indianapolis Colts	PFW/PFWA
Rob Burnett (DE)	Baltimore Ravens	FN

2001

Marvin Harrison (WR)	Indianapolis Colts	PFW/PFWA
----------------------	--------------------	----------

2002

Marvin Harrison (WR)	Indianapolis Colts	PFW/PFWA
Keith Bulluck (LB)	Tennessee Titans	PFW, PFWA

2003

Marvin Harrison (WR)	Indianapolis Colts	PFW/PFWA
Keith Bulluck (LB)	Tennessee Titans	PFW/PFWA
Dwight Freeney (DE)	Indianapolis Colts	PFW/PFWA

2004

Marvin Harrison (WR)	Indianapolis Colts	PFW/PFWA
Dwight Freeney (DE)	Indianapolis Colts	PFW/PFWA

2005

Marvin Harrison (WR)	Indianapolis Colts	PFW/PFWA
Dwight Freeney (DE)	Indianapolis Colts	PFW/PFWA

2009

Dwight Freeney (DE)	Indianapolis Colts	PFW/PFWA
---------------------	--------------------	----------

ALL-NFC TEAM**1978**

Stan Walters (OT)	Philadelphia Eagles	UPI
-------------------	---------------------	-----

1979

Stan Walters (OT)	Philadelphia Eagles	UPI, PFW, SN
Tommy Myers (DB)	New Orleans Saints	UPI, PFW

1984

Art Monk (WR)	Washington Redskins	UPI, PFW
Jim Collins (LB)	Los Angeles Rams	PFW

1985

Art Monk (WR)	Washington Redskins	UPI
---------------	---------------------	-----

1986

Joe Morris (RB)	New York Giants	UPI, PFW
-----------------	-----------------	----------

1997

Rob Moore (WR)	Arizona Cardinals	PFW/PFWA
----------------	-------------------	----------

1998

Gary Anderson (K)	Minnesota Vikings	PFW/PFWA
-------------------	-------------------	----------

2000

Donovan McNabb (QB)	Philadelphia Eagles	FN
---------------------	---------------------	----

ALL-ROOKIE TEAM**1990**

Rob Moore (WR)	New York Jets	UPI, PFWA
----------------	---------------	-----------

1991

John Flannery (C)	Houston Oilers	PFWA
-------------------	----------------	------

1995

Dave Wohlabaugh (C)	New England Patriots	PFW/PFWA
Pat O'Neill (K)	New England Patriots	PFW/PFWA

1996

Marvin Harrison (WR)	Indianapolis Colts	FN
----------------------	--------------------	----

1998

Donovin Darius (S)	Jacksonville Jaguars	PFW/PFWA, FN, FD
--------------------	----------------------	---------------------

2002

Dwight Freeney (DE)	Indianapolis Colts	PFW/PFWA, ESPN
---------------------	--------------------	-------------------

2012

Chandler Jones (DE)	New England Patriots	PFW/PFWA, PFF
---------------------	----------------------	------------------

2013

Justin Pugh (OT)	New York Giants	PFWA
------------------	-----------------	------

2016

Riley Dixon (P)	Denver Broncos	PFWA
-----------------	----------------	------

KEY

AP - Associated Press
 CDN - Canton Daily News
 ESPN - ESPN.com
 FN - Football News
 FD - Football Digest
 GB - Green Bay Press-Gazette
 HS - George Halas
 MX - Maxwell Football Club of Philadelphia
 NYDN - New York Daily News
 NEA - Newspaper Enterprise Association
 PFF - Pro Football Focus
 PFW - Pro Football Weekly
 PFWA - Pro Football Writers Association
 SI - Sports Illustrated
 SN - Sporting News
 UPI - United Press International

1 - First Team

2 - Second Team

NFL DRAFT PICKS

Name (Pos.)	Round (Pick)	Team
1936		
Ed Jontos (OG)	5th (45)	New York Giants
1943		
Dick Weber (OG)	13th (140)	Washington Redskins
Paul Berthold (End)	24th (250)	Washington Redskins
1944		
Norm Michael (B)	18th (206)	Philadelphia Eagles
1945		
Paul McKee (End)	10th (117)	Washington Redskins
Howard Werner (End)	14th (162)	Philadelphia Eagles
Adolph Czekala (T)	18th (179)	Boston Yanks
1946		
Roger Robinson (B)	20th (209)	Washington Redskins
1947		
Joe Watt (B)	7th (47)	Boston Yanks
1950		
Jim Pepper (OG)	25th (314)	Baltimore Colts
1951		
Bernie Custis (B)	11th (135)	Cleveland Browns
1953		
Jim Ringo (C)	7th (79)	Green Bay Packers
Avatus Stone (B)	9th (100)	Chicago Cardinals
Bill Skyinskus (OG)	16th (188)	New York Giants
Ted Kukowski (C)	23rd (274)	New York Giants
Carl Karilivacz (B)	23rd (277)	Detroit Lions
Joe Szombathy (End)	25th (290)	Baltimore Colts
Bill Wetzell (B)	26th (310)	New York Giants
1954		
Bob Fleck (T)	2nd (15)	Green Bay Packers
Pat Stark (B)	2nd (19)	Pittsburgh Steelers
Lester McClelland (T)	4th (43)	Los Angeles Rams
Bob Leberman (B)	11th (125)	Baltimore Colts
Jim George (T)	26th (313)	Detroit Lions
Vince Vergara (B)	28th (336)	Cleveland Browns
1955		
Ray Perkins (B)	3rd (28)	Washington Redskins
1956		
Don Althouse (End)	23rd (277)	Cleveland Browns
1957		
Jim Brown (RB)	1st (6)	Cleveland Browns
Jim Ridlon (B)	4th (39)	San Francisco 49ers
Bill Brown (OG)	9th (108)	Chicago Bears
Jerry Cashman (T)	14th (158)	Philadelphia Eagles
1958		
Dick Lasse (End)	6th (68)	Pittsburgh Steelers
Mike Bill (C)	8th (86)	Green Bay Packers
Gerry Hershey (T)	12th (142)	New York Giants
Chuck Strid (OG)	18th (206)	Green Bay Packers
Ernie Jackson (B)	19th (225)	New York Giants
Ed Coffin (B)	29th (342)	Washington Redskins
1959		
Ron Luciano (T)	3rd (36)	Detroit Lions
Al Benecick (OG)	6th (62)	Philadelphia Eagles
Maury Youmans (T)	9th (105)	Chicago Bears
Tom Stephens (B)	11th (132)	Baltimore Colts
Ed Keiffer (B)	25th (300)	Baltimore Colts
Gene Grabosky (T)	26th (305)	Washington Redskins



Joe Morris was selected by the New York Giants in the second round of the 1982 NFL Draft and helped them win Super Bowl XXI.

1960		
Roger Davis (OG)	1st (7)	Chicago Bears
Gerhard Schwedes (HB)	4th (47)	Baltimore Colts
Bob Yates (T)	7th (84)	New York Giants
Dave Baker (End)	17th (204)	New York Giants
1961		
Art Baker (FB)	1st (14)	Philadelphia Eagles
Tom Gilburg (T)	2nd (21)	Baltimore Colts
Bruce Tarbox (OG)	2nd (25)	New York Giants
John Brown (T)	4th (55)	Cleveland Browns
Fred Mautino (End)	5th (59)	Pittsburgh Steelers
Al Bemiller (C)	7th (94)	St. Louis Cardinals
Ken Ericson (End)	10th (139)	Cleveland Browns
1962		
Ernie Davis (RB)	1st (1)	Washington Redskins
Pete Brokaw (B)	8th (107)	Baltimore Colts
George Francovitch (OG)	10th (131)	St. Louis Cardinals
Gary Fallon (HB)	12th (157)	Minnesota Vikings
Dick Easterly (B)	14th (190)	San Francisco 49ers
Bob Stem (C)	19th (265)	New York Giants
1963		
John Mackey (TE)	2nd (19)	Baltimore Colts
Don King (HB)	6th (83)	Detroit Lions
Walt Sweeney (OG)	8th (107)	Cleveland Browns
Dave Meggyesy (LB)	17th (226)	St. Louis Cardinals
1964		
Jim Mazurek (T)	6th (78)	Baltimore Colts
Dick Bowman (End)	6th (80)	St. Louis Cardinals
John Paglio (T)	11th (148)	Baltimore Colts
Bob Meehan (OG)	13th (179)	Cleveland Browns
Len Slaby (C)	14th (192)	St. Louis Cardinals
Dave Archer (T)	20th (278)	Cleveland Browns
1965		
Jim Nance (FB)	4th (45)	Chicago Bears
Wally Mahle (B)	4th (52)	Green Bay Packers
John McGuire (End)	5th (70)	Baltimore Colts
1966		
Charley Brown (DB)	2nd (28)	Chicago Bears
Pat Killorin (C)	3rd (35)	Pittsburgh Steelers
Howard McCard (OG)	14th (207)	New York Giants

1967		
Floyd Little (HB)	1st (6)	Denver Broncos
Gary Bugenhagen (T)	4th (102)	Buffalo Bills
Bill Wosilius (LB)	15th (383)	St. Louis Cardinals
1968		
Larry Csonka (FB)	1st (8)	Miami Dolphins
Dennis Fitzgibbons (OG)	11th (287)	San Francisco 49ers
Jim Cheyunski (LB)	12th (305)	Boston Patriots
1969		
Art Thoms (DT)	1st (22)	Oakland Raiders
Tony Kyasky (DB)	5th (111)	New Orleans Saints
1970		
Bill Maddox (TE)	4th (94)	San Diego Chargers
John Protz (LB)	11th (275)	San Diego Chargers
1971		
Ray White (LB)	5th (117)	San Diego Chargers
1972		
Dan Yochum (OT)	2nd (37)	Philadelphia Eagles
Tommy Myers (DB)	3rd (74)	New Orleans Saints
Stan Walters (OT)	9th (210)	Cincinnati Bengals
1973		
Joe Ehrmann (DT)	1st (10)	Baltimore Colts
Roger Praetorius (RB)	9th (226)	San Francisco 49ers
Marty Januszkiewicz (RB)	16th (399)	Baltimore Colts
1974		
Dave Lapham (OG)	3rd (61)	Cincinnati Bengals
Ken Sawyer (DB)	7th (177)	Cincinnati Bengals
1976		
Lonnie Allgood (WR)	9th (259)	Cincinnati Bengals
Keith Moody (DB)	10th (280)	Buffalo Bills
Ray Preston (LB)	11th (295)	San Diego Chargers
1977		
Tim Moresco (DB)	6th (149)	Green Bay Packers
Jose St. Victor (OG)	8th (214)	Cincinnati Bengals
1978		
Rich Rosen (OG)	5th (138)	Dallas Cowboys
1979		
Dave Jacobs (K)	12th (325)	Denver Broncos
1980		
Art Monk (WR)	1st (18)	Washington Redskins
Bill Hurley (QB)	4th (110)	Pittsburgh Steelers
Craig Wolfley (OG)	5th (138)	Pittsburgh Steelers
1981		
Jim Collins (LB)	2nd (43)	Los Angeles Rams
Drew Gissinger (OT)	6th (141)	San Diego Chargers
1982		
Joe Morris (RB)	2nd (45)	New York Giants
Craig Bingham (LB)	6th (167)	Pittsburgh Steelers
Gary Anderson (K)	7th (171)	Buffalo Bills
1983		
Mike Charles (DT)	2nd (55)	Miami Dolphins
1984		
Blaise Winter (DT)	2nd (35)	Indianapolis Colts
Brent Ziegler (RB)	10th (265)	Cincinnati Bengals
1985		
Jamie Kimmel (LB)	4th (107)	Los Angeles Raiders
Jaime Covington (RB)	9th (227)	Minnesota Vikings
Bernard King (LB)	10th (265)	Cincinnati Bengals

1986

Tim Green (LB)	1st (17)	Atlanta Falcons
Doug Marrone (OT)	6th (164)	Los Angeles Raiders
Bob Brotzki (OT)	9th (228)	Indianapolis Colts
Jerry Kimmel (LB)	10th (268)	New York Giants
Don McAulay (K)	12th (332)	New England Patriots

1987

Scott Schwedes (WR)	2nd (56)	Miami Dolphins
Tim Pidgeon (LB)	9th (237)	Miami Dolphins
Wes Dove (DB)	12th (312)	Seattle Seahawks

1988

Ted Gregory (NT)	1st (26)	Denver Broncos
Tommy Kane (WR)	3rd (75)	Seattle Seahawks
Paul Frase (DE)	6th (146)	New York Jets
Don McPherson (QB)	6th (149)	Philadelphia Eagles
Pat Kelly (TE)	7th (174)	Denver Broncos
Tim Vesling (K)	12th (327)	Indianapolis Colts

1989

Daryl Johnston (FB)	2nd (39)	Dallas Cowboys
Robert Drummond (RB)	3rd (76)	Philadelphia Eagles
David Holmes (DB)	4th (92)	Miami Dolphins
Markus Paul (DB)	4th (95)	Chicago Bears
Pat Davis (TE)	9th (231)	San Diego Chargers
Deval Glover (WR)	10th (259)	Miami Dolphins

1990

Terry Wooden (LB)	2nd (29)	Seattle Seahawks
Rob Burnett (DE)	5th (129)	Cleveland Browns
Fred DiRiggi (NT)	7th (181)	Buffalo Bills
David Bavaro (LB)	9th (225)	Phoenix Cardinals
Michael Owens (RB)	9th (235)	Kansas City Chiefs
Rob Moore (WR)	1st (1) *	New York Jets

* - Supplemental Draft

1991

John Flannery (C)	2nd (44)	Houston Oilers
Rob Carpenter (WR)	4th (109)	Cincinnati Bengals
Frank Conover (DT)	8th (197)	Cleveland Browns

1992

George Rooks (DT)	10th (265)	New York Giants
-------------------	------------	-----------------

1993

Qadry Ismail (WR)	2nd (52)	Minnesota Vikings
Chris Gedney (TE)	3rd (61)	Chicago Bears

1994

Kevin Mitchell (NT)	2nd (53)	San Francisco 49ers
Pat O'Neill (P)	5th (135)	New England Patriots

1995

Melvin Tuten (OT)	3rd (69)	Cincinnati Bengals
Dave Wohlabough (C)	4th (112)	New England Patriots

1996

Marvin Harrison (WR)	1st (19)	Indianapolis Colts
----------------------	----------	--------------------

1997

Kevin Abrams (DB)	2nd (54)	Detroit Lions
Antonio Anderson (DL)	4th (101)	Dallas Cowboys

1998

Tebucky Jones (DB)	1st (22)	New England Patriots
Donovin Darius (DB)	1st (25)	Jacksonville Jaguars
Roland Williams (TE)	4th (98)	St. Louis Rams
Antwaune Ponds (LB)	7th (206)	Washington Redskins
Jim Turner (WR)	7th (228)	Carolina Panthers

1999

Donovan McNabb (QB)	1st (2)	Philadelphia Eagles
Kevin Johnson (WR)	2nd (32)	Cleveland Browns
Rob Konrad (FB)	2nd (43)	Miami Dolphins

2000

Keith Bulluck (LB)	1st (30)	Tennessee Titans
Mark Baniewicz (OT)	7th (247)	Jacksonville Jaguars



SU had at least one first-round NFL draft choice for five straight years from 1998-2002, including linebacker Keith Bulluck in 2000.

2001

Will Allen (CB)	1st (22)	New York Giants
Eric Downing (DT)	3rd (75)	Kansas City Chiefs
Morlon Greenwood (LB)	3rd (88)	Miami Dolphins
Dee Brown (RB)	6th (175)	Carolina Panthers

2002

Dwight Freeney (DE)	1st (11)	Indianapolis Colts
Kyle Johnson (FB)	5th (145)	Carolina Panthers

2003

Chris Davis (RB)	5th (165)	Seattle Seahawks
David Tyree (WR)	6th (211)	New York Giants

2004

Johnnie Morant (WR)	5th (134)	Oakland Raiders
Christian Ferrara (DT)	7th (226)	San Francisco 49ers
Kevin Sampson (OT)	7th (231)	Kansas City Chiefs

2005

Adam Terry (OT)	2nd (64th)	Baltimore Ravens
-----------------	------------	------------------

2006

Anthony Smith (S)	3rd (83)	Pittsburgh Steelers
Quinn Ojinnaka (OT)	5th (139)	Atlanta Falcons
James Wyche (DE)	7th (213)	Jacksonville Jaguars
Ryan LaCasse (DE)	7th (219)	Baltimore Ravens

2007

Tanard Jackson (CB)	4th (106)	Tampa Bay Buccaneers
Kelvin Smith (LB)	7th (219)	Miami Dolphins

2009

Tony Fiammetta (FB)	4th (128)	Carolina Panthers
Ryan Durand (OG)	7th (239)	Tennessee Titans

2010

Mike Williams (WR)	4th (101)	Tampa Bay Buccaneers
Arthur Jones (DT)	5th (157)	Baltimore Ravens

2011

Delone Carter (RB)	4th (119)	Indianapolis Colts
Doug Hogue (LB)	5th (157)	Detroit Lions

2012

Chandler Jones (DE)	1st (21)	New England Patriots
Andrew Tiller (OG)	6th (179)	New Orleans Saints

2013

Justin Pugh (OT)	1st (19)	New York Giants
Ryan Nassib (QB)	4th (110)	New York Giants
Shamarko Thomas (S)	4th (111)	Pittsburgh Steelers

2014

Jay Bromley (DT)	3rd (74)	New York Giants
Marquis Spruill (LB)	5th (168)	Atlanta Falcons

2016

Riley Dixon (P)	7th (228)	Denver Broncos
-----------------	-----------	----------------

AAFC DRAFT PICKS

Name (Pos.)	Round (Pick)	Team
-------------	--------------	------

1947

Joe Watts (B)	8th (58)	Buffalo Bisons
---------------	----------	----------------

AFL DRAFT PICKS

Name (Pos.)	Round (Pick)	Team
-------------	--------------	------

1961

Art Baker (FB)	3rd (19)	Buffalo Bills
Tom Gilburg (T)	3rd (21)	Buffalo Bills
Al Bemiller (C)	7th (51)	Buffalo Bills
Fred Mautino (End)	7th (53)	New York Titans
John Brown (T)	22nd (175)	San Diego Chargers

1962

Ernie Davis (RB)	1st (4)	Buffalo Bills
Bob Stem (C)	25th (198)	Boston Patriots
Ken Ericson (End)	32nd (252)	Buffalo Bills

1963

Walt Sweeney (OG)	1st (2)	San Diego Chargers
John Mackey (TE)	5th (35)	New York Jets

1964

Jim Mazurek (OG)	6th (45)	Boston Patriots
Dick Bowman (End)	10th (80)	San Diego Chargers
Dave Archer (T)	22nd (172)	Boston Patriots

1965

John McGuire (End)	2nd (-) *	New York Jets
Tom Wilhelm (T)	6th (41)	Denver Broncos
Wally Mahle (DB)	13th (99)	Oakland Raiders
Jim Nance (FB)	19th (151)	Boston Patriots


* - Redshirt Draft

1966

Charley Brown (DB)	4th (32)	San Diego Chargers
Pat Killorin (C)	10th (83)	Miami Dolphins
Steve Chomyszak (DT)	12th (103)	New York Jets
Ted Holman (DB)	17th (152)	Oakland Raiders

NOTE

In 1965 and 1966, the AFL held a separate 12-round redshirt draft in addition to the regular draft.



In 1993, Glen Young was selected in the third round of the Canadian Football League Draft by the Hamilton Tiger-Cats.

USFL DRAFT PICKS

Name (Pos.)	Round (Pick)	Team
1983		
Mike Charles (DT)	-- (--)*	New Jersey Generals
Ted Cirillo (OL)	-- (--)*	New Jersey Generals
Gerry Feehery (OL)	-- (--)*	New Jersey Generals
Joe Nett (OL)	-- (--)*	New Jersey Generals
1984		
Bernard King (LB)	-- (--)*	New Jersey Generals
Blaise Winter (DE)	-- (--)*	New Jersey Generals
Brent Ziegler (RB)	-- (--)*	New Jersey Generals
Rich Roche (LB)	17 (355)	Jacksonville Bulls
1985		
Gerald Allen (LB)	-- (--)*	New Jersey Generals
Vic Bellamy (DB)	-- (--)*	New Jersey Generals
Jamie Covington (RB)	-- (--)*	New Jersey Generals
Jamie Kimmel (LB)	-- (--)*	New Jersey Generals
1986		
Bob Brotzki (OL)	-- (--)*	New Jersey Generals
Tim Green (DE)	-- (--)*	New Jersey Generals
Jerry Kimmel (DE)	-- (--)*	New Jersey Generals
Doug Marrone (OL)	-- (--)*	New Jersey Generals
Mike Siano (WR)	-- (--)*	New Jersey Generals

* - Territorial Draft

NOTE


The USFL held a yearly "territorial" draft where teams could select players from protected schools in their geographic area without them being subjected to the league's annual collegiate draft.

CFL DRAFT PICKS

Name (Pos.)	Round (Pick)	Team
1975		
Steve Scully (T)	1st (1)	Winnipeg Blue Bombers
1993		
Glen Young (LB)	3rd (22)	Hamilton Tiger-Cats
1998		
Marc Pilon (DL)	1st (4)	Calgary Stampeders
1999		
Mathieu Beaudoin (OT)	2nd (11)	BC Lions
Jeff Pilon (OT)	3rd (17)	Winnipeg Blue Bombers
2005		
Thomas Whitfield (DB)	2nd (13)	Montreal Alouettes



Amba Etta-Tawo



Riley Dixon

ORANGE ON CURRENT NFL ROSTERS

Name (Pos.)	Team
Jay Bromley (DT)	New York Giants
Eric Crume (DT)	Carolina Panthers
Riley Dixon (P)	Denver Broncos
Brisly Estime (WR) *	New York Jets
Amba Etta-Tawo (WR)	Jacksonville Jaguars
Chandler Jones (OLB)	Arizona Cardinals
Cameron Lynch (LB)	Tampa Bay Buccaneers
Ryan Nassib (QB)	New Orleans Saints
Justin Pugh (OL)	New York Giants
Shamarko Thomas (S)	New York Jets
Andrew Tiller (OL)	Kansas City Chiefs

* - Injured Reserve



Eric Crume



Cameron Lynch

This list was compiled from several sources, including the Encyclopedia of Football. Compilation of players in the Canadian Football League was assisted by Jay Langhammer, Dallas, Texas. NFL Europe list from Beth Long '06.

Teams listed are from the National Football League or American Football League unless otherwise noted. Includes practice squad players.

Name (Pos.)	Team (Years)
Abbott, Lafayette (B)	Dayton Triangles (1921-29)
Abrams, Kevin (DB)	Detroit Lions (1997-2000)
Albanese, Vannie (B)	Brooklyn Dodgers (1937-38) New York Yankees (1940)
Alexander, Joe (C)	Rochester Jeffersons (1921-22) Milwaukee Badgers (1922) New York Giants (1925-27)
Alexander, PJ (OT)	New Orleans Saints (2003) Denver Broncos (2003-05) Atlanta Falcons (2006) Denver Broncos (2007)
Allen, Will (CB)	New York Giants (2001-05) Miami Dolphins (2006-11) New England Patriots (2012)
Anderson, Antonio (DL)	Dallas Cowboys (1997-98) Cleveland Browns (1999) Carolina Panthers (1999) Memphis Maniax (XFL, 2001)
Anderson, Gary (K)	Pittsburgh Steelers (1982-94) Philadelphia Eagles (1995-96) San Francisco 49ers (1997) Minnesota Vikings (1998-2002) Tennessee Titans (2003-04)
Anderson, Ri'Shard (CB)	Tennessee Titans (2014-15)
Anderson, R.J. (QB)	Oakland Raiders (2004) Montreal Alouettes (CFL, 2004)
Anderson, Willard (B)	Cleveland Indians (1923) Rochester Jeffersons (1923-24)
Archoska, Julius (End)	Staten Island Stapletons (1930)
Atkinson, Jamar (DE)	Baltimore Ravens (2007) Chesapeake Tide (CIFL, 2008) Maryland Maniacs (IFL, 2009)
Baker, Art (RB)	Buffalo Bills (1961-62) Hamilton Tiger-Cats (CFL, 1963-65) Calgary Stampeders (CFL, 1966)
Baniewicz, Mark (OT)	Jacksonville Jaguars (2001-02) Denver Broncos (2003)
Bartholomew, Ryan (C)	Arizona Cardinals (2011-12)
Bary, Ousmane (CB)	Barcelona Dragons (NFLE, 1996)
Barsha, John (B)	Rochester Jeffersons (1919-20) Hammond Pros (1920)
Bavaro, David (LB)	Phoenix Cardinals (1990) Buffalo Bills (1991) Minnesota Vikings (1992) New England Patriots (1993-94) New Orleans Saints (1994)
Bayley, John (T)	New York Yankees (1927)
Baysinger, Reaves (T)	Rochester Jeffersons (1924)



Jay Bromley has spent his entire NFL career with the New York Giants. He logged a personal-best 36 tackles in 2015.

Name (Pos.)	Team (Years)
Bazile, Wilky (DL)	Charlotte Rage (Arena, 1996) Scottish Claymores (NFLE, 1997) Tampa Bay Storm (Arena, 1997-98) New York City Hawks (Arena, 1998) New Jersey Red Devils (Arena, 1999) Buffalo Destroyers (Arena, 2000) Houston Thunderbears (Arena, 2001) New Jersey Gladiators (Arena, 2002) Las Vegas Gladiators (Arena, 2003) Columbus Destroyers (Arena, 2004) Las Vegas Gladiators (Arena, 2005-06) New Orleans VooDoo (Arena, 2007)
Beaudoin, Mathieu (T)	BC Lions (CFL, 1999-2000) Winnipeg Blue Bombers (CFL, 2000-02)
Belton, Keith (FB)	Detroit Lions (2004) Chicago Bears (2005-06) Denver Broncos (2006-07) Detroit Lions (2007)
Bemiller, Albert (C)	Buffalo Bills (1961-69)
Benecick, Al (OG)	Saskatchewan Roughriders (CFL, 1959-68) Edmonton Eskimos (CFL, 1969)
Bernard, Michael (OT)	Frankfurt Galaxy (NFLE, 1992)
Berner, Milford (C)	Cincinnati Reds (1933)
Bevill, Bryce (DB)	Saskatchewan Roughriders (CFL, 1996-97) Winnipeg Blue Bombers (CFL, 1998-2000)
Bingham, Craig (LB)	Pittsburgh Steelers (1982-84)
Braney, John (OG)	Providence Steamrollers (1925-26)
Brinkley, Curtis (RB)	San Diego Chargers (2009-12)
Brominski, Stephen (TE)	Detroit Lions (2000)
Bromley, Jay (DT)	New York Giants (2014-present)
Brotzki, Bob (OL)	Indianapolis Colts (1986-88) Dallas Cowboys (1988)

Name (Pos.)	Team (Years)
Brown, Charley (DB)	Chicago Bears (1966-67) Buffalo Bills (1968) Hamilton Tiger-Cats (CFL, 1969)
Brown, Dee (RB)	Carolina Panthers (2001-02) Pittsburgh Steelers (2003) Atlanta Falcons (2004) Cleveland Browns (2004) Kansas City Chiefs (2005-06)
Brown, Edwin (B)	Milwaukee Badgers (1922)
Brown, Ernie (DL)	Calgary Stampeders (CFL, 1996-97) Baltimore Ravens (1999) Rhein Fire (NFLE, 2000)
Brown, Jim (RB)	Cleveland Browns (1957-65)
Brown, John (T)	Cleveland Browns (1962-66) Pittsburgh Steelers (1967-71)
Brown, Matthew (B)	Cleveland Indians (1919)
Brown, William (LB)	Boston Patriots (1960)
Bruckner, Nick (WR)	New York Jets (1983-87)
Bugenhagen, Gary (OL)	Buffalo Bills (1967) Boston Patriots (1969-70)
Bulluck, Keith (LB)	Tennessee Titans (2000-09) New York Giants (2010)
Burnett, Rob (DL)	Cleveland Browns/Baltimore Ravens (1990-2001) Miami Dolphins (2002-03)
Burton, Charles (LB)	Arizona Cardinals (2002-03) Rhein Fire (NFLE, 2003-04) Denver Broncos (2004)
Byrd, David (DB)	Buffalo Bills (2000) Berlin Thunder (NFLE, 2001) Seattle Seahawks (2001) BC Lions (CFL, 2003)
Carney, Brendan (P)	Baltimore Ravens (2007)
Carpenter, Rob (WR)	New England Patriots (1991) New York Jets (1992-94) Philadelphia Eagles (1995) Green Bay Packers (1996)
Carr, Harlan (QB)	Buffalo Bisons (1927)
Carter, Delone (RB)	Indianapolis Colts (2011-13) Jacksonville Jaguars (2013-14)
Cassata, Rick (QB)	Winnipeg Blue Bombers (CFL, 1969) Saskatchewan Roughriders (CFL, 1969-70) Ottawa Roughriders (CFL, 1971-74) BC Lions (CFL, 1975) Hamilton Tiger-Cats (CFL, 1976)
Charles, Mike (DT)	Miami Dolphins (1983-86) San Diego Chargers (1987-89) Los Angeles Raiders (1990-91)
Cheyunski, Jim (LB)	Boston Patriots (1968-70) New England Patriots (1971-72) Buffalo Bills (1973-74) Baltimore Colts (1975-76)
Chiara, Paul (S)	Carolina Panthers (2010)
Chomyszak, Steven (T)	New York Jets (1966) Cincinnati Bengals (1968-73)
Cirillo, Ted (OL)	New Jersey Generals (USFL, 1983)

Name (Pos.)	Team (Years)
Clarke, Ken (NT)	Philadelphia Eagles (1978-87)
	Seattle Seahawks (1988)
	Minnesota Vikings (1989-92)
Cobb, Alfred (OG)	Akron Pros (1919-22)
	Cleveland Indians (1923)
	Cleveland Bulldogs (1924-25)
Collins, Jim (LB)	Los Angeles Rams (1981-88)
	San Diego Chargers (1989-90)
Conover, Frank (DT)	Cleveland Browns (1991-92)
	Minnesota Vikings (1993)
Constantine, Irving (B)	Staten Island Stapletons (1931)
Cottrell, Dana (LB)	London Monarchs (NFLE, 1998)
	New England Patriots (1998)
Courtney, Gerald (B)	Brooklyn Dodgers (1942)
Covington, Jaime (RB)	New York Giants (1987)
Crume, Eric (DT)	Carolina Panthers (2015-present)
Csonka, Larry (FB)	Miami Dolphins (1968-74)
	Memphis Southmen (WFL, 1975)
	New York Giants (1976-78)
	Miami Dolphins (1979)
Culver, Frank (C)	Buffalo All-Americans (1923)
	Canton Bulldogs (1923-25)
	Buffalo Bisons (1924)
	Rochester Jeffersons (1924)
Custis, Bernie (QB)	Hamilton Tiger-Cats (CFL, 1951-54)
	Ottawa Roughriders (CFL, 1955-56)
Daniel, Darryl (WR)	Detroit Lions (1999)
	Amsterdam Admirals (NFLE, 2000)
	Minnesota Vikings (2000)
	Carolina Panthers (2001)
	Tampa Bay Buccaneers (2002)
Danish, Jeff (DL)	New Orleans Saints (1998)
Dar Dar, Kirby (WR)	Miami Dolphins (1995-98)
	Kansas City Chiefs (1999-2000)
Darius, Donovin (S)	Jacksonville Jaguars (1998-2006)
	Miami Dolphins (2007)
Davis, Chris (FB)	Seattle Seahawks (2003-05)
Davis, Dwayne (CB)	Dallas Cowboys (2008)
Davis, Dyshawn (LB)	Washington Redskins (2015)
	BC Lions (CFL, 2016-present)
Davis, Ernie (RB) <i>First overall selection by the Washington Redskins in the 1962 NFL Draft (traded to Cleveland). He was diagnosed with leukemia and died in May 1963. The Cleveland Browns retired his No. 45 jersey.</i>	
Davis, Pat (TE)	London Monarchs (NFLE, 1991)
Davis, Roger (OG)	Chicago Bears (1960-63)
	Los Angeles Rams (1964)
	New York Giants (1965-66)
Dees, Andrew (OL)	Cincinnati Bengals (1992)
	Seattle Seahawks (1993)
DeLoatch, Giovanni (OL/DL)	Quad City Steamrollers (af2, 2005)
DeRiggi, Fred (DT)	New England (1990)
Dinkins, Donald (OL/DL)	Toronto Phantoms (Arena, 2002)
Dixon, Riley (P)	Denver Broncos (2016-present)



Larry Csonka played in three Super Bowls for the Miami Dolphins. He was named the MVP of Super Bowl VIII after rushing for 145 yards in a 24-7 victory against the Minnesota Vikings.

Name (Pos.)	Team (Years)	Name (Pos.)	Team (Years)
Dominic, John (NT/DE)	San Antonio Riders (WLAFL, 1991)	Feehery, Gerry (OL)	Philadelphia Eagles (1983-87) Kansas City Chiefs (1988) New England Patriots (1989)
Donnelly, Joe (TE)	Buffalo Bills (2004)	Ferrara, Christian (DT)	San Francisco 49ers (2004)
Dooley, John (OG)	Rochester Jeffersons (1922-25) Milwaukee Badgers (1923)	Ferri, Diamond (DB/RB/LB)	Atlanta Falcons (2006) Arizona Cardinals (2006) Amsterdam Admirals (NFLE, 2006) Toronto Argonauts (CFL, 2006) Montreal Alouettes (CFL, 2007-11) Saskatchewan Roughriders (CFL, 2012-14)
Dove, Wes (DT)	Seattle Seahawks (1987-88)	Fiammetta, Tony (FB)	Carolina Panthers (2009-10) Dallas Cowboys (2011) New England Patriots (2012) Chicago Bears (2013-14)
Downing, Eric (DT)	Kansas City Chiefs (2001-03) San Diego Chargers (2004)	Fields, Joe (S)	Carolina Panthers (2008-09)
Drame, Kader (DT)	New England Patriots (2006)	Finsterwald, Russ (B)	Detroit Heralds (1919)
Drummond, Robert (RB)	Philadelphia Eagles (1989-91) Pittsburgh Steelers (1992) Denver Broncos (1993) Baltimore Stallions (CFL, 1994-95) Toronto Argonauts (CFL, 1996-97) BC Lions (CFL, 1998-2002)	Fishel, Richard (QB)	Brooklyn Dodgers (1933)
Dumas, Jameel (LB)	Rhein Fire (NFLE, 2006) Berlin Thunder (NFLE, 2007)	Fivaz, William (OG)	Rochester Jeffersons (1925) Milwaukee Badgers (1925)
Dumoe, Joseph (End)	Rochester Jeffersons (1920-21)	Flannery, John (C/OG)	Houston Oilers (1991-94) Dallas Cowboys (1997) St. Louis Rams (1998-2000)
Durand, Ryan (OG)	Tennessee Titans (2009-12) Miami Dolphins (2012) Kansas City Chiefs (2013)	Foley, James (B)	Hartford Blues (1926)
Dye, Lester (End)	Washington Redskins (1944-45)	Ford, Willie (DB)	Oakland Raiders (2002) Tennessee Titans (2002) Pittsburgh Steelers (2003) Kansas City Chiefs (2003-04) Berlin Thunder (NFLE, 2004-05)
Easterly, Dick (B)	Hamilton Tiger-Cats (CFL, 1962-64)	Forsyth, Benjamin (C)	Rochester Jeffersons (1919-20)
Ehrmann, Joe (DT)	Baltimore Colts (1973-80) Detroit Lions (1981-82) Chicago Blitz (USFL, 1983) Arizona Wranglers (USFL, 1984) Orlando Renegades (USFL, 1985)	Foster, Fred (B)	Buffalo All-Americans (1923) Rochester Jeffersons (1923-24)
Ellis, Larry (B)	Detroit Lions (1948)	Franklin, Steve (OL)	Kansas City Chiefs (2006) Atlanta Falcons (2006) Rhein Fire (NFLE, 2007) Dallas Cowboys (2007) Georgia Force (Arena, 2008) New York Dragons (Arena, 2008)
Erwig, William (B)	Rochester Jeffersons (1919-21)	Frase, Paul (DL)	New York Jets (1988-1994) Jacksonville Jaguars (1995-96) Green Bay Packers (1997) Baltimore Ravens (1998)
Eskridge, Durell (S)	New York Jets (2015) Arizona Cardinals (2016) Toronto Argonauts (2017-present)		
Estime, Brisly (WR)	New York Jets (2017-present)		
Etta-Tawo, Amba (WR)	Jacksonville Jaguars (2017-present)		
Fallon, Gary (B)	Hamilton Tiger-Cats (CFL, 1962)		
Fallon, Michael (OG)	Milwaukee Badgers (1922)		


Name (Pos.)	Team (Years)
Freeney, Dwight (DE/LB)	Indianapolis Colts (2002-12) San Diego Chargers (2013-14) Arizona Cardinals (2015) Atlanta Falcons (2016)
Frugone, James (B)	New York Giants (1925) Brooklyn Horsemen (1926)
Gabriel, Tony (WR/TE)	Hamilton Tiger-Cats (CFL, 1971-74) Ottawa Roughriders (CFL, 1975-81)
Gachelin, Louis (DT)	New England Patriots (2004) Rhein Fire (NFLE, 2005)
Gaskeen, Harry (End)	Akron Pros (1919)
Gedney, Chris (TE)	Chicago Bears (1993-96) Arizona Cardinals (1997-98, 2000)
Gibbs, Stan (LB)	Tampa Bay Buccaneers (1999) Frankfurt Galaxy (NFLE, 2000) Calgary Stampeders (CFL, 2000-01)
Gilburg, Tom (T)	Baltimore Colts (1961-65)
Gissinger, Drew (OL)	San Diego Chargers (1981-85)
Glover, Deval (WR)	Miami Dolphins (1989) Buffalo Bills (1990-91) Ohio Glory (WLAF, 1992) Connecticut Coyotes (Arena, 1995)
Grabosky, Gene (T)	Buffalo Bills (1960)
Graves, Marvin (QB)	Toronto Argonauts (CFL, 1994-95) Saskatchewan Roughriders (CFL, 1996) Montreal Alouettes (CFL, 1997) Saskatchewan Roughriders (CFL, 2001)
Green, Kevin J. (K)	Sacramento Attack (Arena, 1992) Miami Hooters (Arena, 1993)
Green, Tim (LB/DE)	Atlanta Falcons (1986-93)
Greenwood, Morlon (LB)	Miami Dolphins (1991-94) Houston Texans (2005-09) Oakland Raiders (2009) Omaha Nighthawks (UFL, 2010-12)
Gregory, Steve (DB)	San Diego Chargers (2006-11) New England Patriots (2012-13) Kansas City Chiefs (2014)
Gregory, Ted (NT)	New Orleans Saints (1988)
Hackett, Marcus (WR)	New Jersey Generals (USFL, 1984)
Hanoian, Greg (FB)	Detroit Lions (2005) Green Bay Packers (2005) New York Giants (2006) Kansas City Chiefs (2007)
Harris, Jose (FB/LB)	Albany Firebirds (af2, 2009)
Harris, Kenneth (B)	Duluth Kelleys (1923-24)
Harris, Quentin (DB)	Arizona Cardinals (2002-05) New York Giants (2006) Denver Broncos (2006)
Harrison, Marvin (WR)	Indianapolis Colts (1996-2008)
Harvey, Warren (DB)	New Jersey Generals (USFL, 1983)
Heater, William (T)	Brooklyn Dodgers (1940)
Hemsley, Nate (LB)	Dallas Cowboys (1997-99) Miami Dolphins (2000-01) Carolina Panthers (2001-02)



Steve Gregory helped the New England Patriots to consecutive AFC Championship game berths in 2012 and 2013.

Name (Pos.)	Team (Years)
Hickey, Sean (OL)	New Orleans Saints (2015) New England Patriots (2015) New York Jets (2016) Minnesota Vikings (2016)
Hill, Shelby (WR)	Barcelona Dragons (NFLE, 1995)
Hinkle, Jack (RB/DB)	New York Giants (1940) Philadelphia Eagles (1941) Philadelphia-Pittsburgh (1943) Philadelphia Eagles (1944-47)
Hoffman, Arnold (B)	Rochester Jeffersons (1925)
Hogue, Doug (LB)	Detroit Lions (2011-12) Carolina Panthers (2012-13) Winnipeg Blue Bombers (CFL, 2014)
Holmes, David (DB)	Miami Dolphins (1989) Hamilton Tiger-Cats (CFL, 1989) Detroit Lions (1990)
Holmes, Mike (DB)	Indianapolis Colts (2010)
Hunter, Billy (B)	Washington Redskins (1965) Miami Dolphins (1966)
Hunter, Will (DB)	New York Jets (2003) Cologne Centurions (NFLE, 2004) Minnesota Vikings (2004-06)
Hurley, Bill (DB)	Pittsburgh Steelers (1980) New Orleans Saints (1981-82) Buffalo Bills (1983)
Ismail, Qadry (WR/KR)	Minnesota Vikings (1993-96) Green Bay Packers (1997) Miami Dolphins (1997) New Orleans Saints (1998) Baltimore Ravens (1999-2001) Indianapolis Colts (2002)
Jackson, Maurice (WR)	Kansas City Chiefs (2002) BC Lions (CFL, 2002-03)

Name (Pos.)	Team (Years)
Jackson, Tanard (DB)	Tampa Bay Buccaneers (2007-11) Washington Redskins (2012-14)
Jacobs, Dave (K)	New York Jets (1979) Cleveland Browns (1981) New Jersey Generals (USFL, 1983) Philadelphia Eagles (1987) New England Steamrollers (Arena, 1988)
Jakowenko, George (K)	Oakland Raiders (1974) Buffalo Bills (1976)
Jappe, Paul (End)	New York Giants (1925, 1927-28) Brooklyn Lions (1926)
Jerome, Jim (LB)	New England Patriots (1976) New York Jets (1977)
Johnson, JR (LB)	Baltimore Ravens (2002) New Orleans Saints (2002) Indianapolis Colts (2003) Carolina Panthers (2003) Oakland Raiders (2003) Atlanta Falcons (2004)
Johnson, Kevin (WR)	Cleveland Browns (1999-2003) Jacksonville Jaguars (2003) Baltimore Ravens (2004) Detroit Lions (2005)
Johnson, Kyle (RB)	Carolina Panthers (2002) New York Giants (2002) Detroit Lions (2002) Denver Broncos (2002-07)
Johnston, Daryl (FB)	Dallas Cowboys (1989-99)
Jones, Arthur (DT)	Baltimore Ravens (2010-13) Indianapolis Colts (2014-16)
Jones, Chandler (DE/OLB)	New England Patriots (2012-15) Arizona Cardinals (2016-present)
Jones, Jared (WR/DB)	Albany Conquest (af2, 2007-09)
Jones, Tebucky (DB)	New England Patriots (1998-2002) New Orleans Saints (2003-04) Miami Dolphins (2005) New England Patriots (2006)
Jones, Tony (DB)	Arizona Cardinals (1995)
Joseph, Dwayne (DB)	Chicago Bears (1994-97)
Kane, Tommy (WR)	Seattle Seahawks (1988-93) Toronto Argonauts (CFL, 1994)
Kanya, Albert (T)	Staten Island Redskins (1931-32)
Karilivacz, Carl (B)	Detroit Lions (1953-57) New York Giants (1958) Los Angeles Rams (1959-60)
Kellogg, William (B)	Frankford Yellowjackets (1924) Rochester Jeffersons (1925) Chicago Cardinals (1926)
Kelly, Pat (TE)	Denver Broncos (1988) New York Jets (1989-92)
Kennedy, Darryl (FB)	Pittsburgh Steelers (2004)
Kiernan, Scott (OL)	New York Giants (1999-2001) Carolina Panthers (2002)
Killorin, Pat (C)	Pittsburgh Steelers (1966)
Kimmel, Jamie (LB)	Los Angeles Raiders (1985-88)
King, Bernard (LB)	Saskatchewan Roughriders (CFL, 1985)



Orlando Mare was elected to the Pro Bowl after leading the NFL with 39 made field goals during the 1999 season.



Wide receiver Art Monk was the first player in league history to tally 900 career receptions. He finished with 940 catches in 16 NFL seasons.

Name (Pos.)	Team (Years)
Konrad, Rob (FB)	Miami Dolphins (1999-2004) Oakland Raiders (2005)
Kowalewski, Joe (TE/FB)	New York Jets (2006-08) Miami Dolphins (2009)
LaCasse, Ryan (LB)	Baltimore Ravens (2006) Indianapolis Colts (2006-07)
Lapham, Dave (OT)	Cincinnati Bengals (1974-83) New Jersey Generals (1983-85)
Lasse, Dick (LB/DE)	Pittsburgh Steelers (1958-59) Washington Redskins (1960-61) New York Giants (1962) Hamilton Tiger-Cats (CFL, 1963)
Leaf, Garfield (T)	Louisville Colonels (1926)
Leberman, Bob (B)	Baltimore Colts (1954)
Lemon, Alec (WR)	Houston Texans (2013-14) Baltimore Ravens (2014) Saskatchewan Roughriders (2016)
Leverette, Kwazeon (WR)	Cincinnati Bengals (2002-03)
Levy, Harvey (OG)	New York Yankees (1928)
Little, Floyd (RB)	Denver Broncos (1967-75)
Lyn, Keon (DB)	Indianapolis Colts (2014) Jacksonville Sharks (Arena, 2014-16) Winnipeg Blue Bombers (CFL, 2015) New York Jets (2015) Tampa Bay Buccaneers (2015) Hamilton Tiger-Cats (2017-present)
Lynch, Cameron (LB)	St. Louis Rams (2015) Tampa Bay Buccaneers (2016-present)
Mackey, Jerry (LB)	Tampa Bay Buccaneers (2007) New York Jets (2007-08)
Mackey, John (TE)	Baltimore Colts (1963-71) San Diego Chargers (1972)

Name (Pos.)	Team (Years)
MacPherson, Macky (C)	Buffalo Bills (2015)
Maddox, Deon (WR)	Detroit Lions (1997)
Madison, Carroll (OG)	Detroit Lions (2008)
Mare, Orlando (PK)	New York Giants (1996) Miami Dolphins (1997-2006) New Orleans Saints (2007) Seattle Seahawks (2008-10) Carolina Panthers (2011) Chicago Bears (2012)
Marrone, Doug (OT)	Miami Dolphins (1987) Dallas Cowboys (1988) New Orleans Saints (1989) London Monarchs (NFL, 1991-92)
Mason, Kevin (QB)	Saskatchewan Roughriders (CFL, 1996-97) Buffalo Destroyers (Arena, 1999-2003)
Matteo, Francis (T)	Rochester Jeffersons (1922-25)
McBride, John (B)	New York Giants (1925-28, 1932-34) Providence Steamrollers (1929) Brooklyn Dodgers (1930-32)
McClain, Jameel (LB)	Baltimore Ravens (2008-13) New York Giants (2014)
McClelland, Les (T)	Hamilton Tiger-Cats (CFL, 1954)
McCummings, Gary (OL/DL)	Sacramento Attack (Arena, 1992) Miami Hooters (Arena, 1993)
McKee, Paul (TE)	Washington Redskins (1947-48)
McNabb, Donovan (QB)	Philadelphia Eagles (1999-09) Washington Redskins (2010) Minnesota Vikings (2011)
McIntosh, Ian (S)	Washington Redskins (2000)
McPherson, Don (QB)	Philadelphia Eagles (1988-89) Houston Oilers (1990) Philadelphia Eagles (1991) Hamilton Tiger-Cats (1992-94)

Name (Pos.)	Team (Years)
Meggyesy, Dave (LB)	St. Louis Cardinals (1963-69)
Merkerson, Da'mon (DB)	Arizona Cardinals (2011) Arizona Rattlers (Arena, 2011-14)
Mitch, Bob (DB)	New England Patriots (1976)
Mitchell, Kevin (LB)	San Francisco 49ers (1994-97) New Orleans Saints (1998-99) Washington Redskins (2000-03)
Monk, Art (WR)	Washington (1980-93) New York Jets (1994) Philadelphia Eagles (1995)
Monroe, James (C)	Ottawa Roughriders (CFL, 1995) Saskatchewan Roughriders (CFL, 1996-2001)
Moody, Keith (B)	Buffalo Bills (1976-79) Oakland Raiders (1980) New Jersey Generals (USFL, 1983)
Moore, Rob (WR)	New York Jets (1990-94) Arizona Cardinals (1995-2001) Denver Broncos (2002)
Morant, Johnnie (WR)	Oakland Raiders (2004-07) Toronto Argonauts (CFL, 2008) Hamilton Tiger-Cats (CFL, 2009)
Moresco, Tim (B)	New York Jets (1977-80)
Morris, Joe (RB)	New York Giants (1982-88) Cleveland Browns (1991)
Mulvey, Vincent (B)	Buffalo All-Americans (1923)
Mungro James (RB)	Detroit Lions (2002) Indianapolis Colts (2002-06)
Myers, Tommy (DB)	New Orleans Saints (1972-83) Houston Gamblers (USFL, 1984-85)
Nance, Jim (FB)	Boston Patriots (1965-70) New England Patriots (1971) New York Jets (1973) Shreveport Steamers (WFL, 1974-75)
Nassib, Ryan (QB)	New York Giants (2013-16) New Orleans Saints (2017-present)
Newsome, Eugene (OL/DL)	W-B/Scranton Pioneers (af2, 2009)
Nichols, Jack (End)	Ottawa Roughriders (CFL, 1963)
Nobel, James (End)	Buffalo Bisons (1925)
Novotny, Harry (OG)	New York Americans (1940)
Obst, Harry (OG)	Staten Island Stapletons (1931) Philadelphia Eagles (1933) New York Yankees (1936)
O'Connor, Sean (OG)	Arizona Cardinals (2002) New York Giants (2002-03) Rhein Fire (NFL, 2004)
Ojinnaka, Quinn (OL)	Atlanta Falcons (2006-10) New England Patriots (2010) St. Louis Rams (2011, 2012) Indianapolis Colts (2011)
O'Neill, Pat (P)	New England Patriots (1994-95) Chicago Bears (1996)
Paglio, John (T)	Saskatchewan Roughriders (CFL, 1965)
Palmer, Emile (DT)	London Monarchs (NFL, 1997-98) Chicago Bears (1998) Scottish Claymores (NFL, 1999)
Patterson, Perry (QB)	Philadelphia Eagles (2007) Columbus Destroyers (Arena, 2008) Dallas Desperados (Arena, 2008) Rochester Raiders (IFL, 2009-10) Chicago Slaughter (IFL, 2011-12)

Name (Pos.)	Team (Years)
Paul, Markus (S)	Chicago Bears (1989-93) Tampa Bay Buccaneers (1994)
Perkins, Anthony (DL)	Colorado Ice (IFL, 2011-14)
Pettijohn, Duke (DL/FB/LB)	Cincinnati Bengals (2001) Jacksonville Jaguars (2002) Orlando Predators (Arena, 2002-03) Dallas Desperados (Arena, 2004-08) Dallas Vigilantes (Arena, 2010)
Philcox, Todd (QB)	Cincinnati Bengals (1989-90, 1994) Cleveland Browns (1991-93) Tampa Bay Buccaneers (1995) Jacksonville Jaguars (1996) San Diego Chargers (1997) New England Patriots (1998)
Pidgeon, Tim (DE)	Miami Dolphins (1987)
Pilon, Jeff (OG)	New York Jets (2000) New York/New Jersey Hitmen (XFL, 2001) Calgary Stampeders (CFL, 2001-09)
Pilon, Marc (DL)	Calgary Stampeders (CFL, 1999-2001) Edmonton Eskimos (CFL, 2002) BC Lions (CFL, 2003-04) Ottawa Renegades (CFL, 2005) Toronto Argonauts (CFL, 2006) Hamilton Tiger-Cats (CFL, 2007)
Piro, Henry (End)	Philadelphia Eagles (1941)
Ponds, Antwaune (LB)	Washington Redskins (1998-99)
Preston, Ray (LB)	San Diego Chargers (1976-84)
Protz, John (LB)	San Diego Chargers (1970)
Pugh, Justin (OL)	New York Giants (2013-present)
Rafter, Bill (B)	Rochester Jeffersons (1919-21, 1924)
Reckmack, Raymond (B)	Detroit Lions (1937) Brooklyn Dodgers (1937)
Rhodes, Damien (RB)	Houston Texans (2006) Berlin Thunder (NFLE, 2007)
Richardson, Terry (RB)	Rhein Fire (NFLE, 1996) Pittsburgh Steelers (1996)
Riddle, Jamel (WR)	Toronto Argonauts (2006-07)
Ridlon, Jim (DB)	San Francisco 49ers (1957-62) Dallas Cowboys (1963-64)
Ringo, Jim (C)	Green Bay Packers (1953-63) Philadelphia Eagles (1964-67)
Robertson, Harry (T)	Rochester Jeffersons (1921-22) Milwaukee Badgers (1922)
Rooks, George (DT)	New York Giants (1992) Miami Dolphins (1994)
Ruff, Guy (LB)	Pittsburgh Steelers (1982)
Ruoff, Bernie (K)	Winnipeg Blue Bombers (CFL, 1975-79) Hamilton Tiger-Cats (1980-88) New England Steam (Arena, 1988)
Sampson, Kevin (OT)	Kansas City Chiefs (2004-06) Carolina Panthers (2007) Washington Redskins (2007)
Sarette, Dave (B)	Saskatchewan Roughriders (CFL, 1962)
Sawyer, Herman (T)	Rochester Jeffersons (1922)
Sawyer, Ken (B)	Cincinnati Bengals (1974)



Justin Pugh has been a starter along the offensive line for the New York Giants since he was drafted by the franchise in the first round of the 2013 NFL Draft.

Name (Pos.)	Team (Years)	Name (Pos.)	Team (Years)
Scanlon, Rich (LB)	Kansas City Chiefs (2004-06) Berlin Thunder (NFLE, 2005) Tennessee Titans (2007-08) New York Giants (2009)	Smith, Anthony (S)	Pittsburgh Steelers (2006-08) Jacksonville Jaguars (2009-10) Green Bay Packers (2010) Tennessee Titans (2011)
Schwedes, Gerhard (B)	Boston Patriots (1960-61)	Smith, Clifton (LB)	Washington Redskins (2003-05) Cleveland Browns (2006) Cologne Centurians (NFLE, 2007) Philadelphia Soul (Arena, 2008, 2012) Chicago Rush (Arena, 2010)
Schwedes, Scott (WR)	Miami Dolphins (1987-90) San Diego Chargers (1990)	Smith, Derrell (LB)	Tampa Bay Buccaneers (2011) Houston Texans (2011-12)
Scully, Steve (T)	Winnipeg Blue Bombers (CFL, 1977)	Smith, Jerome (RB)	Atlanta Falcons (2014-15)
Sebo, Samuel (B)	Newark Tornados (1930)	Smith, Kelvin (LB)	Miami Dolphins (2007-08) New York Giants (2009) Carolina Panthers (2009) Chicago Bears (2010) Dallas Cowboys (2010)
Shafer, Mike (K/P)	St. Louis Rams (2003) Houston Texans (2003) Rhein Fire (NFLE, 2004) Buffalo Bills (2004)	Smith, Taj (WR)	Green Bay Packers (2008) Indianapolis Colts (2008-12) Saskatchewan Roughriders (CFL, 2012-15)
Sharp, Jerry (OL/DL)	Orlando Predators (Arena, 1995-97) Nashville Kats (Arena, 1998) New England Sea Wolves (Arena, 1999) Carolina Cobras (Arena, 2000) New York Dragons (Arena, 2001) Buffalo Destroyers (Arena, 2002) New York Dragons (Arena, 2003-04) Arizona Rattlers (Arena, 2005-07)	Spencer, Jim (DL)	Bacelona Dragons (NFLE, 1994-95) Connecticut Coyotes (Arena, 1995) San Jose Sabercats (Arena, 1996-97) Anaheim Piranhas (Arena, 1997) Grand Rapids Rampage (Arena, 1998) Buffalo Destroyers (Arena, 1999)
Shor, Alex (TE)	Arizona Cardinals (2006-09) Berlin Thunder (NFLE, 2007)	Spotwood, Quinton (WR)	Miami Dolphins (2000) Dallas Cowboys (2000) New York Giants (2000-01) Hamilton Tiger-Cats (CFL, 2002)
Siano, Mike (WR)	Philadelphia Eagles (1987)	Spruill, Marquis (LB)	Atlanta Falcons (2014-15) Toronto Argonauts (CFL, 2016)
Simpkins, Rickie (OL/DL)	Grand Rapids Rampage (Arena, 2002-04) Dallas Desperados (Arena, 2005-08)	Steele, Clifford (B)	Rochester Jeffersons (1921-22) Akron Pros (1922)
Sinceno, Kaseem (TE)	Philadelphia Eagles (1998-99) Green Bay Packers (2000) Chicago Bears (2000-01) Houston Texans (2002)	Steen, James (T)	Detroit Lions (1935-36)
Singer, Walter (End)	New York Giants (1935-36)		


Name (Pos.)	Team (Years)
Stem, Robert (C)	Boston Patriots (1963) Edmonton Eskimos (CFL, 1964)
Stephens, Tom (End/DB)	Boston Patriots (1960-64)
Stevens, Warren (QB)	Montreal Alouettes (CFL, 1933)
Stone, Avatus (B/P)	Ottawa Roughriders (CFL, 1953-56) Montreal Alouettes (CFL, 1957) Baltimore Colts (1958)
Sweeney, Walt (OL)	San Diego Chargers (1963-73) Washington Redskins (1974-75)
Sydnor, Willie (WR)	Pittsburgh Steelers (1982)
Tarbox, Bruce (OG)	Los Angeles Rams (1961)
Tarullo, Matt (OL)	Dallas Cowboys (2005) New York Giants (2006-07) Indianapolis Colts (2007)
Terry, Adam (OT)	Baltimore Ravens (2005-09) Indianapolis Colts (2010) San Diego Chargers (2010) Jacksonville Jaguars (2010) Tennessee Titans (2011) Hartford Colonials (UFL, 2011)
Thompson, George (OG)	Rochester Jeffersons (1922)
Thomas, Josh (DE)	Indianapolis Colts (2004-09)
Thomas, Malcolm (RB)	Jacksonville Jaguars (1997) Amsterdam Admirals (NFLE, 1998) Cleveland Browns (1999)
Thomas, Shamarko (S)	Pittsburgh Steelers (2013-16) New York Jets (2017-present)
Thompson, Ron (LB)	Indianapolis Colts (2016)
Thoms, Art (T)	Oakland Raiders (1969-75) Philadelphia Eagles (1976)
Tiller, Andrew (OG)	New Orleans Saints (2012-13) San Diego Chargers (2013) Green Bay Packers (2013-14) San Francisco 49ers (2014-16) Kansas City Chiefs (2017-present)
Titmas, Herbert (B)	Providence Steamrollers (1931)
Todd, Chip (FB/LB)	Cleveland Thunderbolts (Arena, 1994) Albany Firebirds (Arena, 1995)
Tomlin, Bradley (OG)	Akron Pros (1920-21) Hammond Pros (1921) Milwaukee Badgers (1922) New York Giants (1925-26)
Trout, Nate (K)	Orlando Predators (af2, 2002)
Turner, Jim (WR)	Carolina Panthers (1998-2001)
Tuten, Melvin (OT)	Cincinnati Bengals (1995-96) Denver Broncos (1999-2000) Barcelona Dragons (NFLE, 1999) Carolina Panthers (2000-03) Marion Blue Racers (CFIL, 2011)
Tyree, David (WR)	New York Giants (2003-07) Baltimore Ravens (2009)
Usher, Louis (T)	Rochester Jeffersons (1920-21) Chicago Stanleys (1921) Chicago Bears (1923) Hammond Pros (1923-24, 1926) Kenosha Maroons (1924)
Walker, Anthony (DB)	Minnesota Vikings (1997)



Center Dave Wohlabaugh played nine years in the NFL. He spent his final season with the St. Louis Rams in 2003.

Name (Pos.)	Team (Years)
Walker, Keeon (WR)	Manchester Wolves (af2, 2004)
Walters, Jason (OL/DL)	New Jersey Red Dogs (Arena, 1999-2001) Toronto Phantoms (Arena, 2002) Columbus Destroyers (2004)
Walters, Stan (OT)	Cincinnati Bengals (1972-74) Philadelphia Eagles (1975-83)
Warren, Brent (OL)	New England Patriots (1998-2000) Berlin Thunder (NFLE, 1999)
Watt, Joe (B)	Boston Yanks (1947) Detroit Lions (1947-48) New York Bulldogs (1949)
Weltman, Lawrence (B)	Rochester Jeffersons (1922)
West, Jarrod (WR)	Pittsburgh Steelers (2015) Tennessee Titans (2016)
Whigham, Julian (CB)	Buffalo Bills (2016) Pittsburgh Steelers (2016)
Whitcomb, Frank (OG)	Rochester Jeffersons (1921)
White, Harold (OG)	Rochester Jeffersons (1921)
White, Ray (LB)	San Diego Chargers (1971-72) St. Louis Cardinals (1975-76)
Whitfield, Thomas (DB)	Montreal Alouettes (CFL, 2005-07)
Williams, Boyd (C)	Philadelphia Eagles (1947)
Williams, Mike (WR)	Tampa Bay Buccaneers (2010-13) Buffalo Bills (2014) Kansas City Chiefs (2016)
Williams, Roland (TE)	St. Louis Rams (1998-2000, 2005) Oakland Raiders (2001-02, 2004) Tampa Bay Buccaneers (2003)

Name (Pos.)	Team (Years)
Wilson, Sir Mawn (WR)	Miami Dolphins (1996) Denver Broncos (1997) Arizona Rattlers (Arena, 1997) New England Patriots (1998-99) Tampa Bay Storm (Arena, 2001-02) Buffalo Destroyers (Arena, 2003) Carolina Cobras (Arena, 2004) New York Dragons (Arena, 2005) Austin Wranglers (Arena, 2006)
Winter, Blaise (DE/DT)	Indianapolis Colts (1984-85) San Diego Chargers (1986-87, 1992-94) Green Bay Packers (1988-91) Buffalo Bills (1995)
Wisdom, Terrence (OG)	New York Jets (1995) London Monarchs (NFLE, 1995-97) Scottish Claymores (NFLE, 1998) Florida Bobcats (Arena, 1999)
Witter, Raymond (B)	Rochester Jeffersons (1919-21, 1923)
Wohlabaugh, Dave (C)	New England Patriots (1995-98) Cleveland Browns (1999-2002) St. Louis Rams (2003)
Wolfley, Craig (OT)	Pittsburgh Steelers (1980-88) Minnesota Vikings (1989-91)
Woodcock, Pat (WR)	New York Giants (2001) Montreal Alouettes (CFL, 2001-03) Ottawa Renegades (CFL, 2004-05) Edmonton Eskimos (CFL, 2006-07) Hamilton Tiger-Cats (CFL, 2008)
Wooden, Terry (LB)	Seattle Seahawks (1990-96) Kansas City Chiefs (1997) Oakland Raiders (1998)
Wooten, Al (RB)	London Monarchs (NFLE, 1995)
Wosilius, Bill (LB)	St. Louis Cardinals (1967)
Wyche, James (DE)	Jacksonville Jaguars (2006-09) St. Louis Rams (2009) Houston Texans (2010) Seattle Seahawks (2010)
Yates, Bob (OL)	Boston Patriots (1960-65)
Yochum, Dan (OT)	Montreal Alouettes (CFL, 1972-80)
Young, Glen (LB)	Los Angeles Raiders (1993) Buffalo Bills (1994) San Diego Chargers (1995-96) Seattle Seahawks (1997) Toronto Argonauts (CFL, 1998-2000) Montreal Alouettes (CFL, 2001) Edmonton Eskimos (2002-05)
Youmans, Maury (End)	Chicago Bears (1960-62) Dallas Cowboys (1964-65)
Zimmerman, Gifford (B)	Akron Pros (1924) Canton Bulldogs (1925)



FA CT S

SYRACUSE FOOTBALL 2017

MOST YARDS

Game	Yds	Name	Date
1.	252	Joe Morris at Kansas	10/6/1979
2.	241	Walter Reyes vs. UCF	9/20/2003
3.	239	Dee Brown vs. Rutgers	11/25/2000
4.	237	Walter Reyes vs. Rutgers	10/2/2004
5.	236 *	Damien Rhodes vs. Buffalo	9/10/2005
6.	216	Larry Csonka at West Virginia	11/13/1965
	216	Floyd Little vs. Tennessee	12/31/1966
8.	213	Prince-Tyson Gulley vs. W. Virginia	12/29/2012
9.	204	Larry Csonka vs. California	10/21/1967
10.	203	Joe Morris vs. Navy	11/11/1978

Season

	Yds	Name	Year
1.	1,372	Joe Morris	1979
2.	1,347	Walter Reyes	2003
3.	1,233	Delone Carter	2010
4.	1,194	Joe Morris	1981
5.	1,171	Jerome Smith	2012
6.	1,170	James Mungro	2001
7.	1,164	Curtis Brinkley	2008
8.	1,135	Walter Reyes	2002
9.	1,127	Larry Csonka	1967
10.	1,065	Floyd Little	1965

Career

	Yds	Name	Years
1.	4,299	Joe Morris	1978-81
2.	3,424	Walter Reyes	2001-04
3.	3,104	Delone Carter	2006-10
4.	2,934	Larry Csonka	1965-67
5.	2,869	James Mungro	1998-01
6.	2,704	Floyd Little	1964-66
7.	2,643	David Walker	1989-92
8.	2,626	Dee Brown	1997-00
9.	2,551	Bill Hurley	1975-79
10.	2,461 ¹	Damien Rhodes	2002-05

MOST YARDS PER GAME

Season (min. 750 yards)

	Avg. (G/Yds)	Name	Year
1.	124.7 (11/1,372)	Joe Morris	1979
2.	123.3 (8/986)	Jim Brown	1956
3.	112.7 (10/1,127)	Larry Csonka	1967
4.	112.3 (12/1,347)	Walter Reyes	2003
5.	108.5 (11/1,194)	Joe Morris	1981
6.	106.5 (10/1,065)	Floyd Little	1965
7.	101.2 (10/1,012)	Larry Csonka	1966
8.	100.1 (10, 1,001)	Joe Morris	1978
9.	99.4 (8/795)	Larry Csonka	1965
10.	97.5 (12/1,170)	James Mungro	2001

Career (min. 2,000 yards)

	Avg. (G/Yds)	Name	Years
1.	113.1 (38/4,299)	Joe Morris	1978-81
2.	104.8 (28/2,934)	Larry Csonka	1965-67
3.	90.1 (30/2,704)	Floyd Little	1964-66
4.	87.1 (24/2,091)	Jim Brown	1954-56
5.	82.3 (29/2,386)	Ernie Davis	1959-61
6.	76.1 (45/3,424)	Walter Reyes	2001-04
7.	73.9 (42/3,104)	Delone Carter	2006-10
8.	69.0 (30/2,069)	Marty Januszkiewicz	1969-72
9.	66.7 (43/2,869)	James Mungro	1998-01
10.	66.1 (38/2,180)	Malcolm Thomas	1993-96

MOST CARRIES

Game	Att	Name	Date
1.	43	Larry Csonka at Maryland	10/7/1967
2.	38	Ken Kinsey vs. Oregon State	9/7/1974
	38	Dee Brown at Pittsburgh	11/15/1997
4.	37	Glenn Moore at West Virginia	11/22/1980
5.	36	Marty Januszkiewicz at Penn State	10/17/1970
6.	35	Larry Csonka vs. California	10/21/1967
7.	33	Bill Hurley at Navy	11/10/1979
	33	Joe Morris vs. McNeese State	12/15/1979
	33	Curtis Brinkley vs. Louisville	11/1/2008
10.	32	Larry Csonka vs. Penn State	10/28/1967
	32	Joe Morris vs. Miami (Ohio)	9/20/1980
	32	Joe Morris at Illinois	9/19/1981
	32	James Mungro vs. Boston College	11/24/2001

Season

	Att	Name	Year
1.	261	Larry Csonka	1967
	261	Joe Morris	1981
3.	253	Walter Reyes	2003
4.	248	James Mungro	2001
5.	240	Antwon Bailey	2011
6.	238	Joe Morris	1979
7.	237	Curtis Brinkley	2008
8.	236	Delone Carter	2009
9.	231	Delone Carter	2010
10.	227	Jerome Smith	2012

Career

	Att	Name	Years
1.	813	Joe Morris	1978-81
2.	685	Bill Hurley	1975-79
3.	646	Delone Carter	2006-10
4.	625	Walter Reyes	2001-04
5.	594	Larry Csonka	1965-67
6.	545 ²	Damien Rhodes	2002-05
7.	529	James Mungro	1998-01
8.	526	Jaime Covington	1981-84
9.	504	Floyd Little	1964-66
10.	503	David Walker	1989-92

HIGHEST AVERAGE YARDS PER CARRY

Game (min. 8 carries)

	Avg. (Att/Yds)	Name	Date
1.	15.7 (9/141)	Ernie Davis	10/24/1959
		vs. West Virginia	
2.	15.1 (8/121)	Earl Vaughn	10/2/1975
		vs. Oregon State	
3.	14.8 (9/133)	Prince-Tyson Gulley	10/12/2013
		at NC State	
4.	13.5 (12/162)	James Mungro	12/29/1999
		vs. Kentucky	
5.	13.0 (10/130)	Rob Konrad	11/11/1995
		at Pittsburgh	
6.	12.9 (10/129)	Jim Brown	10/8/1955
		vs. Boston University	
7.	12.5 (8/100)	Jim Anderson	11/16/1957
		vs. Colgate	
	12.5 (19/237)	Walter Reyes	10/2/2004
		vs. Rutgers	
9.	12.3 (14/172)	Delone Carter	9/25/2010
		vs. Colgate	
10.	12.0 (8/96)	Dee Brown	11/04/2000
		at West Virginia	

Season (min. 76 carries)

	Avg. (Att/Yards)	Name	Year
1.	7.83 (112/877)	Ernie Davis	1960
2.	7.00 (98/686)	Ernie Davis	1959
3.	6.93 (115/797)	James Mungro	2000
4.	6.30 (90/567)	Ger Schwedes	1959
5.	6.24 (158/986)	Jim Brown	1956
	6.24 (182/1,135)	Walter Reyes	2002
7	6.03 (88/531)	Michael Owens	1987
8.	6.02 (124/747)	Robert Drummond	1988
9.	6.01 (124/746)	Robert Drummond	1987
10.	5.99 (172/1,031)	Dee Brown	2000

Career (min. 200 carries)

	Avg. (Att/Yards)	Name	Years
1.	6.63 (360/2,386)	Ernie Davis	1959-61
2.	5.79 (361/2,091)	Jim Brown	1954-56
3.	5.51 (393/2,164)	Robert Drummond	1985-88
4.	5.48 (625/3,424)	Walter Reyes	2001-04
5.	5.42 (529/2,869)	James Mungro	1998-01
6.	5.37 (504/2,704)	Floyd Little	1964-66
7.	5.32 (494/2,626)	Dee Brown	1997-00
8.	5.29 (813/4,299)	Joe Morris	1978-81
9.	5.25 (503/2,643)	David Walker	1989-92
10.	5.23 (418/2,225)	Malcolm Thomas	1993-96

MOST RUSHING TOUCHDOWNS

Game	TD	Name	Date
1.	6	Jim Brown vs. Colgate	11/17/1956
2.	5	Floyd Little vs. Kansas	9/26/1964
	5	Walter Reyes vs. Notre Dame	12/6/2003
4.	4	Floyd Little at West Virginia	11/13/1965
	4	David Walker at Pittsburgh	10/19/1991
	4	Walter Reyes vs. UCF	9/20/2003
	4 *	Damien Rhodes vs. Buffalo	9/10/2005
	4	Delone Carter vs. Wyoming	9/30/2006
	4	Delone Carter vs. Colgate	9/25/2010

Season

	TD	Name	Year
1.	20	Walter Reyes	2003
2.	17	Walter Reyes	2002
3.	14	Floyd Little	1965
	14	James Mungro	2001
5.	13	Jim Brown	1956
	13	Jim Nance	1964
7.	12	Ernie Davis	1961
	12	Floyd Little	1966
	12	Bill Hurley	1979
	12	Jerome Smith	2013

Career

	TD	Name	Years
1.	45	Walter Reyes	2001-04
2.	35	Floyd Little	1964-66
3.	29	James Mungro	1998-01
4.	28	Ernie Davis	1959-61
	28	Dee Brown	1997-00
6.	25	Joe Morris	1978-81
7.	24 ³	Damien Rhodes	2002-05
	24	Delone Carter	2006-10
9.	23	Jim Brown	1954-56
10.	21	Malcolm Thomas	1993-96

KEY

1 - Includes 1,770 yards from 2004-05 vacated by NCAA

2 - Includes 372 carries from 2004-05 vacated by NCAA

3 - Includes 17 touchdowns from 2004-05 vacated by NCAA

* - Statistics vacated by NCAA

RUSHING LEADERS BY CLASS

	Freshman	Year	Yards
1.	Joe Morris	1978	1,001
2.	Delone Carter	2006	713
3.	Jordan Fredericks	2015	607
4.	Damien Rhodes	2002	568
5.	Dee Brown	1997	555

	Sophomore	Year	Yards
1.	Joe Morris	1979	1,372
2.	Jerome Smith	2012	1,171
3.	Walter Reyes	2002	1,135
4.	Floyd Little	1964	828
5.	Larry Csonka	1965	795

	Junior	Year	Yards
1.	Walter Reyes	2003	1,347
2.	Floyd Little	1965	1,065
3.	Larry Csonka	1966	1,012
4.	David Walker	1991	969
5.	Jerome Smith	2013	914

	Senior	Year	Yards
1.	Delone Carter	2010	1,233
2.	Joe Morris	1981	1,194
3.	James Mungro	2001	1,170
4.	Curtis Brinkley	2008	1,164
5.	Larry Csonka	1967	1,127

Career

	No.	Name	Years
1.	22	Joe Morris	1978-81
2.	15	Larry Csonka	1965-67
3.	14	Walter Reyes	2001-04
4.	13	Floyd Little	1964-66
	13	James Mungro	1998-01
6.	11	Jim Brown	1954-56
	11	Ernie Davis	1959-61
	11	Delone Carter	2006-10
9.	8	Bill Hurley	1975-79
	8	Jerome Smith	2010-13
	8	Malcolm Thomas	1993-96

MOST CONSECUTIVE
100-YARD GAMES

Season		Name	Year
5		Curtis Brinkley	2008
4		Joe Morris	1978
4		Joe Morris	1979
4		James Mungro	2000
4		Antwon Bailey	2011
4		Jerome Smith	2012
Overall		Name	Years
5		Joe Morris	1979-80
5		Curtis Brinkley	2008

MOST 100-YARD GAMES

Season

	No.	Name	Year
1.	7	Jim Brown	1956
	7	Joe Morris	1979
	7	James Mungro	2001
4.	6	Ernie Davis	1960
	6	Larry Csonka	1966
	6	Larry Csonka	1967
	6	Joe Morris	1981
	6	Walter Reyes	2002
	6	Curtis Brinkley	2008
	6	Antwon Bailey	2011

LONGEST RUNS

	Yds	Name	Date
1.	95 ^{TD}	George Davis at Fordham	10/22/1949
2.	90 ^{TD}	Warren Stevens vs. Rutgers	10/11/1930
3.	86	James Mungro vs. Kentucky	12/29/1999
	86	Devante McFarlane at Wake Forest	10/18/2014
5.	83 ^{TD}	Bruce Yancey vs. Boston University	10/2/1953
6.	82 ^{TD}	Doug Hogue vs. Rutgers	11/8/2008
7.	80 ^{TD}	Marty Glickman vs. Maryland	10/8/1938
	80 ^{TD}	Gerry Courtney vs. Clarkson	9/26/1941
	80 ^{TD}	Ernie Davis vs. Boston University	9/24/1960
10.	79	Billy Hunter vs. George Washington	11/17/1962
	79 ^{TD}	Walter Reyes vs. Rutgers	10/26/2002



Joe Morris set the Orange single-game rushing record with 252 yards against Kansas in 1979.

QUARTERBACK RUSHING
RECORDS

Most Yards

Game:	156	Bill Hurley vs. Northwestern, 1979
Season:	813	Bill Hurley, 1979
Career:	2,551	Bill Hurley, 1975-79

Most Touchdowns


Game:	3	Six times
		Last: Eric Dungey vs. Notre Dame, 2016
Season:	12	Bill Hurley, 1979
Career:	19	Bill Hurley, 1975-79
	19	Donovan McNabb, 1995-98

YEAR-BY-YEAR RUSHING LEADERS

Year	Name	Yds	Att	Avg.	TD	Year	Name	Yds	Att	Avg.	TD	Year	Name	Yds	Att	Avg.	TD
1946	John Manderino	395	134	2.9	2	1971	Roger Praetorius	705	169	4.2	11	1996	Malcolm Thomas	891	166	5.4	10
1947	Ed Dolan	342	97	3.3	2	1972	Marty Januszkiewicz	618	126	4.9	5	1997	Kyle McIntosh	898	181	5.0	6
1948	George Davis	208	66	3.2	5	1973	Bob Mitch	448	139	3.2	4	1998	Kyle McIntosh	742	137	5.4	4
1949	George Davis	805	159	5.1	11	1974	Ken Kinsey	610	152	4.0	3	1999	Dee Brown	741	145	5.1	4
1950	Bob Young	709	122	5.8	4	1975	Earl Vaughn	470	118	4.0	3	2000	Dee Brown	1,031	172	6.0	9
1951	John Donati	477	114	4.2	7	1976	Bill Hurley	716	185	3.9	3	2001	James Mungro	1,170	248	4.7	14
1952	Bill Wetzel	670	132	5.1	5	1977	Bill Hurley	625	200	3.1	2	2002	Walter Reyes	1,135	182	6.2	17
1953	Bob Leberman	513	110	4.7	6	1978	Joe Morris	1,001	170	5.9	3	2003	Walter Reyes	1,347	253	5.3	20
1954	Ray Perkins	499	98	5.1	7	1979	Joe Morris	1,372	238	5.8	7	2004	Damien Rhodes *	870	153	5.7	10
1955	Jim Brown	666	128	5.2	6	1980	Joe Morris	732	144	5.1	5	2005	Damien Rhodes *	900	219	4.1	7
1956	Jim Brown	986	158	6.2	13	1981	Joe Morris	1,194	261	4.6	10	2006	Delone Carter	713	156	4.6	4
1957	Ed Coffin	448	106	4.2	5	1982	Jaime Covington	774	171	4.5	6	2007	Curtis Brinkley	371	111	3.3	2
1958	Gerhard Schwedes	360	83	4.3	3	1983	Jaime Covington	606	143	4.2	4	2008	Curtis Brinkley	1,164	237	4.9	7
1959	Ernie Davis	686	98	7.0	8	1984	Jaime Covington	745	201	3.7	3	2009	Delone Carter	1,021	236	4.3	11
1960	Ernie Davis	877	112	7.8	8	1985	Don McPherson	489	157	3.1	7	2010	Delone Carter	1,233	231	5.3	9
1961	Ernie Davis	823	150	5.5	12	1986	Don McPherson	523	191	2.7	6	2011	Antwon Bailey	1,051	240	4.4	6
1962	Jim Nance	417	84	5.0	1	1987	Robert Drummond	746	124	6.0	6	2012	Jerome Smith	1,171	227	5.2	3
1963	Walley Mahle	457	78	5.9	3	1988	Robert Drummond	747	124	6.0	6	2013	Jerome Smith	914	200	4.6	12
1964	Jim Nance	951	190	5.0	13	1989	Michael Owens	1,018	211	4.8	8	2014	Prince-Tyson Gulley	614	128	4.8	1
1965	Floyd Little	1,065	193	5.5	14	1990	David Walker	730	150	4.7	6	2015	Jordan Fredericks	607	107	5.7	4
1966	Larry Csonka	1,012	197	5.1	7	1991	David Walker ^	969	169	5.7	7	2016	Dontae Strickland	566	162	3.5	4
1967	Larry Csonka	1,127	261	4.3	8	1992	David Walker	855	168	5.1	2						
1968	Al Newton	618	125	4.9	3	1993	Terry Richardson	526	104	5.1	2						
1969	Al Newton	689	154	4.5	4	1994	Kirby Dar Dar	853	188	4.3	10						
1970	Marty Januszkiewicz	769	199	3.9	8	1995	Malcolm Thomas	603	124	4.9	8						

^ - BIG EAST leader (ranked on yards per game)


* - Statistics vacated by NCAA



Walter Reyes topped the 100-yard rushing mark 14 times in his career from 2001-04.



Bill Hurley holds the SU record for most 100-yard rushing games by a quarterback (8).




In the 1966 Gator Bowl, Floyd Little ran for a school bowl record 216 yards versus Tennessee.

ALL-TIME 100-YARD RUSHING GAMES (278)

Yds	Name	Opponent	Year
252	Joe Morris	Kansas	1979
241	Walter Reyes	Central Florida	2003
239	Dee Brown	Rutgers	2000
237	Walter Reyes	Rutgers	2004
236*	Damien Rhodes	Buffalo	2005
216	Larry Csonka	West Virginia	1965
216	Floyd Little	Tennessee (Gator Bowl)	1966
213	Prince-Tyson Gulley	West Virginia (Pinstripe Bowl)	2012
204	Larry Csonka	California	1967
203	Joe Morris	Navy	1978
201	Malcolm Thomas	Houston (Liberty Bowl)	1996
200*	Damien Rhodes	Temple	2004
198	Delone Carter	Kansas St. (Pinstripe Bowl)	2010
197	Jim Brown	Colgate	1956
196	Floyd Little	West Virginia	1965
194	Bill Wetzel	Boston University	1952
193	Floyd Little	Florida State	1966
192	Glenn Moore	West Virginia	1980
192	Jamie Covington	Colgate	1982
191	Walter Reyes	North Carolina	2003
189	Walter Reyes	Notre Dame	2003
188	Joe Morris	Boston College	1978
185	Joe Morris	Colgate	1981
184	James Mungro	Boston College	2001
181	Larry Csonka	Maryland	1967
172	Joe Morris	Northwestern	1980
172	Delone Carter	Colgate	2010
170	Joe Morris	Miami (Ohio)	1980
170	Delone Carter	Akron	2009
169	Ken Kinsey	Oregon State	1974
168	Ray Perkins	Cornell	1952
168	Joe Morris	West Virginia	1981
168	Malcolm Thomas	Minnesota	1996
166	Larry Csonka	Holy Cross	1966
166	Joe Morris	West Virginia	1979
166	Curtis Brinkley	Louisville	2008
165	Jim Brown	West Virginia	1956
164	Joe Morris	Indiana	1981
163	George Davis	Colgate	1949
163	Jim Nance	West Virginia	1964
162	Larry Csonka	UCLA	1965
162	James Mungro	Kentucky (Music City Bowl)	1999
162	Walter Reyes	Toledo	2003
159	Floyd Little	Kansas	1964
159	Joe Morris	Washington State	1979

Yds	Name	Opponent	Year
159	Joe Morris	Navy	1979
159	Michael Owens	Navy	1989
159	Kirby Dar Dar	Maryland	1994
157	Joe Morris	Rutgers	1980
157	Dee Brown	Buffalo	2000
156	Bill Hurley	Northwestern	1979
156	Terrel Hunt	Maryland	2014
155	Jim Brown	Penn State	1955
155	Floyd Little	Virginia Tech	1964
155	Joe Morris	McNeese State (Independence Bowl)	1979
155	James Mungro	Boston College	2000
154	Jim Brown	Maryland	1956
154	Larry Csonka	Boston College	1967
154	Dee Brown	Pittsburgh	1997
153	M. Januszkiewicz	Penn State	1970
152	Ed Dobrowolski	Boston University	1952
152	Floyd Little	Maryland	1965
152	Jerome Smith	West Virginia (Pinstripe Bowl)	2012
151	George Davis	Fordham	1949
151	Jim Brown	Cornell	1954
151	Floyd Little	Oregon State	1965
150	Joe Morris	Ohio State	1980
149	Ray Perkins	Holy Cross	1954
149	Bob Avery	West Virginia	1975
149	Joe Morris	Pittsburgh	1978
148	Jim Nance	UCLA	1964
148	David Walker	Boston College	1991
148	Curtis Brinkley	Northeastern	2008
147	M. Januszkiewicz	West Virginia	1971
147	Kevin Mason	Pittsburgh	1994
145	Larry Csonka	West Virginia	1966
145	Malcolm Thomas	Virginia Tech	1994
145	Kyle McIntosh	West Virginia	1997
144	Avatus Stone	Colgate	1951
144	Bob Avery	Boston College	1977
144	Bill Hurley	Navy	1979
144	Curtis Brinkley	West Virginia	2008
144	Jerome Smith	Louisville	2012
143	Bill Hurley	West Virginia	1978
143	Curtis Brinkley	Akron	2008
143	Delone Carter	Pittsburgh	2009
142	Bill Haskins	Penn State	1950
142	James Mungro	Auburn	2001
141	Robert Heald	Wisconsin	1941
141	Ernie Davis	West Virginia	1959
141	Diamond Ferri	Boston College	2004
140	Ernie Davis	Miami (Fla.) (Liberty Bowl)	1961
140	James Mungro	Rutgers	2001
140	Jerome Smith	NC State	2013

Yds	Name	Opponent	Year
139	Bob Leberman	Penn State	1953
138	Daryl Johnston	Boston College	1988
138	David Walker	Pittsburgh	1991
138	Prince-Tyson Gulley	Maryland	2014
137	Ken Kinsey	NC State	1974
136	Lee Buchsbaum	Lafayette	1944
136	Jim Donoghue	Virginia	1975
136	Art Monk	West Virginia	1976
136	Kirby Dar Dar	Pittsburgh	1994
136	Kyle McIntosh	Miami (Fla.)	1997
136	Dee Brown	Toledo	1999
136	James Mungro	Temple	2000
135	Larry Csonka	Navy	1966
135	Antwon Bailey	Cincinnati	2011
134	David Walker	Pittsburgh	1990
133	Floyd Little	Penn State	1965
133	Jerome Smith	Connecticut	2012
132	Joe Morris	Boston College	1981
132	Bob Leberman	Penn State	1952
132	Jim Brown	TCU ('57 Cotton Bowl)	1956
132	Larry Csonka	Penn State	1966
132	Michael Owens	Rutgers	1989
132	Prince-Tyson Gulley	NC State	2013
131	Don McPherson	Army	1986
130	Ernie Davis	Miami (Fla.)	1960
130	Rob Konrad	Pittsburgh	1995
130	Walter Reyes	Central Florida	2002
129	Jim Brown	Boston University	1955
129	Jamie Covington	Penn State	1982
129	Delone Carter	Wyoming	2006
129	Delone Carter	Louisville	2009
128	Joe Morris	Pittsburgh	1981
128	Kyle McIntosh	Boston College	1997
128	Walter Reyes	Rhode Island	2002
127	Floyd Little	West Virginia	1966
127	M. Januszkiewicz	Army	1972
127	Donovan McNabb	Virginia Tech	1996
127	Jerome Smith	USF	2012
127	Dontae Strickland	USF	2016
126	David Walker	Temple	1991
126	Malcolm Thomas	Rutgers	1995
126	Antwon Bailey	Notre Dame	2008
125	Jim Brown	Army	1956
125	Ernie Davis	West Virginia	1960
125	Antwon Bailey	West Virginia	2011
125	Jerome Smith	Clemson	2013
124	Bill Hurley	Miami (Fla.)	1979
124	Antwon Bailey	Rutgers	2011
123	Bob Young	Colgate	1949
123	Ed Dobrowolski	Temple	1950



James Mungro tied the team record with seven 100-yard rushing games in 2001.

Yds	Name	Opponent	Year
123	Ernie Davis	Kansas	1960
123	M. Januszkiewicz	Temple	1972
123	Malcolm Thomas	Boston College	1995
123	Walter Reyes	Pittsburgh	2004
122	Ed Dolan	Niagara	1947
122	Robert Drummond	LSU ('89 Hall of Fame Bowl)	1988
121	Dave Warner	Northwestern	1980
121	John Colceri	Rutgers	1950
121	Ernie Davis	Boston University	1960
121	Al Newton	UCLA	1968
121	Earl Vaughn	Oregon State	1976
121	James Mungro	Central Florida	2001
121	Walter Reyes	Connecticut	2004
120	Ernie Davis	Nebraska	1961
120	Glenn Moore	Boston College	1980
120	Ken Mandeville	West Virginia	1980
120	Harold Gayden	Northwestern	1983
120	Michael Owens	Florida State	1989
119	Ernie Davis	Pittsburgh	1961
119	Larry Csonka	Boston College	1966
119	Joe Morris	Illinois	1978
119	James Mungro	BYU	2000
119	Curtis Brinkley	Pittsburgh	2008
118	M. Januszkiewicz	Maryland	1970
118	David Walker	West Virginia	1991
118	Walter Reyes	Virginia Tech	2002
118	Jerome Smith	Maryland	2013
117	Larry Csonka	West Virginia	1967
117	Rick Cassata	UCLA	1967
117	Jim Grubbs	Virginia	1975
117	Robert Drummond	East Carolina	1988
117	Dee Brown	Miami (Fla.)	1997
117	James Mungro	Kansas St. (Insight.com Bowl)	2001
117	Walter Reyes	Cincinnati	2004
116	Ed Dolan	Boston University	1946
116	Bob Avery	Navy	1977
116	Joe Morris	Northwestern	1979
116	Michael Owens	Georgia (Peach Bowl)	1989
116	Jerome Smith	Cincinnati	2012
115	Walley Mahle	Boston College	1963
115	Floyd Little	Holy Cross	1965
115	Larry Csonka	Penn State	1967
115	Walter Reyes	Rutgers	2002
115	Delone Carter	Connecticut	2006
114	Larry Csonka	Tennessee (Gator Bowl)	1966
114	Joe Morris	Miami (Fla.)	1979
114	David Walker	Pittsburgh	1992
114	Antwon Bailey	Wake Forest	2011
114	Antwon Bailey	Toledo	2011
114	Devante McFarlane	Wake Forest	2014

Yds	Name	Opponent	Year
113	Bill Hurley	Washington	1977
113	James Mungro	Pittsburgh	2001
112	Bob Leberman	Holy Cross	1952
112	Steven Webster	Navy	1972
112	Bill Hurley	Pittsburgh	1976
112*	Damien Rhodes	Notre Dame	2005
112	Curtis Brinkley	USF	2008
111	Ernie Davis	Colgate	1960
111	Ernie Davis	Maryland	1961
111	M. Januszkiewicz	Miami (Fla.)	1971
111	Jamie Covington	Rutgers	1983
111	Don McPherson	Maryland (Cherry Bowl)	1985
111	Michael Owens	East Carolina	1989
111	Malcolm Thomas	Army	1996
111	Walter Reyes	Auburn	2002
111	Antwon Bailey	Tulane	2011
110	Ernie Davis	Army	1960
110	Jim Nance	Army	1964
110	Larry Csonka	Boston College	1965
110	Floyd Little	Maryland	1966
110	Floyd Little	Penn State	1966
110	Roger Praetorius	Maryland	1971
110	Joe Morris	Miami (Fla.)	1978
110	Robert Drummond	West Virginia	1986
110	Robert Drummond	Rutgers	1988
110	Malcolm Thomas	Pittsburgh	1996
110	Walter Reyes	Miami (Fla.)	2002
109	Dick Whitesell	Penn State	1942
109	George Davis	Holy Cross	1949
109	Ken Kinsey	Kent State	1974
109	Delone Carter	Cincinnati	2010
108	Ray Perkins	Colgate	1954
108	Kirby Dar Dar	Virginia Tech	1994
108	Curtis Brinkley	Miami (Ohio)	2006
107	Bill Hurley	Washington State	1979
107	Malcolm Thomas	Miami (Fla.)	1996
107*	Damien Rhodes	Boston College	2004
107	Delone Carter	Louisville	2010
106	Ed Dobrowski	Rutgers	1950
106	Bob Avery	Virginia	1977
106	James Mungro	East Carolina	2000
106	A. Ameen-Moore	Central Michigan	2014
106	Eric Dungey	Virginia Tech	2016
105	Bob Young	Colgate	1950
105	Al Newton	Maryland	1969
105	Dee Brown	Boston College	2000
105	Delone Carter	USF	2010
104	Walt Slovenski	Columbia	1948
104	Bob Leberman	Cornell	1952
104	Jim Brown	Penn State	1956
104	Jim Nance	Penn State	1964
104	Roger Praetorius	Miami (Fla.)	1971
103	Thomas Maines	Rutgers	1942
103	Bob Young	Holy Cross	1950
103	Ed Coffin	Holy Cross	1957
103	Nat Duckett	Boston College	1963
103	Kyle McIntosh	Boston College	1998
103*	Damien Rhodes	Pittsburgh	2004
103	Jordan Fredericks	Rhode Island	2015
102	George Davis	Temple	1949
102	Jim Brown	Holy Cross	1956
102	Rick Cassata	Boston College	1966
102	Larry Csonka	Holy Cross	1967
102	Tim Wilson	NC State	1978
102	Terry Richardson	Texas	1993
102	Dee Brown	Boston College	1999
102	James Mungro	Virginia Tech	2001
102*	Damien Rhodes	Rutgers	2004
102	Delone Carter	Connecticut	2009
101	Jim Brown	Colgate	1954
101	Bill Meyers	Penn State	1961
101	Walley Mahle	Boston College	1962
101	Mike Bright	Navy	1974
101	Bill Hurley	West Virginia	1976
101	James Mungro	Pittsburgh	2000
100	Jim Anderson	Colgate	1957
100	Floyd Little	Pittsburgh	1964
100	Jim Donoghue	Maryland	1973
100	Joe Morris	Rutgers	1981
100	Robert Drummond	Pittsburgh	1985
100	Robert Drummond	West Virginia	1987
100	Donovan McNabb	Miami (Fla.)	1997
100	Doug Hogue	Northeastern	2008
100	Prince-Tyson Gully	Villanova	2014

* - Statistics vacated by NCAA



Delone Carter ran for 1,233 yards in 2010, an SU record for a player in his senior season.

100-YARD RUSHING GAMES BY PLAYER

Joe Morris (22)

252 yards	Kansas	1979
203 yards	Navy	1978
188 yards	Boston College	1978
185 yards	Colgate	1981
172 yards	Northwestern	1980
170 yards	Miami (Ohio)	1980
168 yards	West Virginia	1981
166 yards	West Virginia	1979
164 yards	Indiana	1981
159 yards	Washington State	1979
159 yards	Navy	1979
157 yards	Rutgers	1980
155 yards	McNeese St. (Independence Bowl)	1979
150 yards	Ohio State	1980
149 yards	Pittsburgh	1978
132 yards	Boston College	1981
128 yards	Pittsburgh	1981
119 yards	Illinois	1978
116 yards	Northwestern	1979
114 yards	Miami (Fla.)	1979
110 yards	West Virginia	1978
100 yards	Rutgers	1981

Larry Csonka (15)

216 yards	West Virginia	1965
204 yards	California	1967
181 yards	Maryland	1967
166 yards	Holy Cross	1966
162 yards	UCLA	1965
154 yards	Boston College	1967
145 yards	West Virginia	1966
135 yards	Navy	1966
132 yards	Penn State	1966
119 yards	Boston College	1966
117 yards	West Virginia	1967
115 yards	Penn State	1967
114 yards	Tennessee (Gator Bowl)	1966
110 yards	Boston College	1965
102 yards	Holy Cross	1967

Walter Reyes (14)

241 yards	Central Florida	2003
237 yards	Rutgers	2004
191 yards	North Carolina	2003
189 yards	Notre Dame	2003
162 yards	Toledo	2003
130 yards	Central Florida	2002
128 yards	Rhode Island	2002
123 yards	Pittsburgh	2004
121 yards	Connecticut	2004
118 yards	Virginia Tech	2002
117 yards	Cincinnati	2004
115 yards	Rutgers	2002
111 yards	Auburn	2002
110 yards	Miami (Fla.)	2002

Floyd Little (13)

216 yards	Tennessee (Gator Bowl)	1966
196 yards	West Virginia	1965
193 yards	Florida State	1966
159 yards	Kansas	1964
155 yards	Virginia Tech	1964
152 yards	Maryland	1965
151 yards	Oregon State	1965
133 yards	Penn State	1965
127 yards	West Virginia	1966
115 yards	Holy Cross	1965
110 yards	Maryland	1966
110 yards	Penn State	1966
100 yards	Pittsburgh	1964

James Mungro (13)

184 yards	Boston College	2001
162 yards	Kentucky (Music City Bowl)	1999
155 yards	Boston College	2000
142 yards	Auburn	2001
140 yards	Rutgers	2001
136 yards	Temple	2000
121 yards	Central Florida	2001
119 yards	BYU	2000
117 yards	Kansas St. (Insight.com Bowl)	2001
113 yards	Pittsburgh	2001
106 yards	East Carolina	2000
102 yards	Virginia Tech	2001
101 yards	Pittsburgh	2000

Jim Brown (11)

197 yards	Colgate	1956
165 yards	West Virginia	1956
155 yards	Penn State	1955
154 yards	Maryland	1956
151 yards	Cornell	1954
132 yards	TCU ('57 Cotton Bowl)	1956
129 yards	Boston University	1955
125 yards	Army	1956
104 yards	Penn State	1956
102 yards	Holy Cross	1956
101 yards	Colgate	1954

Delone Carter (11)

198 yards	Kansas St. (Pinstripe Bowl)	2010
172 yards	Colgate	2010
170 yards	Akron	2009
143 yards	Pittsburgh	2009
129 yards	Wyoming	2006
129 yards	Louisville	2009
115 yards	Connecticut	2006
109 yards	Cincinnati	2010
107 yards	Louisville	2010
105 yards	USF	2010
102 yards	Connecticut	2009

ALL-TIME 200-YARD RUSHING GAMES**Syracuse**

	Att	Yds	TD	Opponent	Date
1. Joe Morris	23	252	3	Kansas	10/6/1979
2. Walter Reyes	31	241	4	Central Florida	9/20/2003
3. Dee Brown	24	239	3	Rutgers	11/25/2000
4. Walter Reyes	19	237	2	Rutgers	10/2/2004
5. Damien Rhodes *	28	236	4	Buffalo	9/10/2005
6. Larry Csonka	26	216	2	West Virginia	11/13/1965
Floyd Little	29	216	1	Tennessee (Gator Bowl)	12/31/1966
8. Prince-Tyson Gulley	26	213	2	West Virginia (Pinstripe Bowl)	12/29/2012
9. Larry Csonka	35	204	2	California	10/21/1967
10. Joe Morris	31	203	1	Navy	11/11/1978
11. Malcolm Thomas	24	201	1	Houston (Liberty Bowl)	12/27/1996
12. Damien Rhodes *	29	200	3	Temple	11/13/2004

* - Statistics vacated by NCAA

Opponent

	Att	Yds	TD	Date
1. Eddie Meyers, Navy	42	298	4	11/7/1981
2. Curt Warner, Penn State	26	256	1	10/17/1981
3. Pat White, West Virginia	15	247	4	10/14/2006
4. Leonard Fournette, LSU	26	244	2	9/26/2015
5. Tony Dorsett, Pittsburgh	34	241	2	10/30/1976
6. Bob Whelan, Boston University	18	240	2	9/23/1949
7. Bob Campbell, Penn State	24	239	2	12/7/1968
Demond Parker, Oklahoma	31	239	0	9/6/1997
Dalvin Cook, Florida State	28	225	4	11/19/2016
10. Andre Hall, USF	24	222	3	11/12/2005
11. LaRod Stephens-Howling, Pittsburgh	27	221	1	10/7/2006
12. Steve Atkins, Maryland	29	215	0	10/14/1978
13. Tony Dorsett, Pittsburgh	27	211	0	11/3/1973
14. Curtis Martin, Pittsburgh	37	206	1	10/16/1993
Curtis Darkins, Minnesota	34	206	1	9/23/1995
16. Chuckie Dukes, Boston College	26	201	1	10/16/1991

Ernie Davis (11)

141 yards	West Virginia	1959
140 yards	Miami (Fla.) (Liberty Bowl)	1961
130 yards	Miami (Fla.)	1960
125 yards	West Virginia	1960
123 yards	Kansas	1960
121 yards	Boston University	1960
120 yards	Nebraska	1961
119 yards	Pittsburgh	1961
111 yards	Colgate	1960
111 yards	Maryland	1961
110 yards	Army	1960

Bill Hurley (8)

156 yards	Northwestern	1979
144 yards	Navy	1979
143 yards	West Virginia	1978
124 yards	Miami (Fla.)	1979
113 yards	Washington	1977
112 yards	Pittsburgh	1976
107 yards	Washington State	1979
101 yards	West Virginia	1976

Jerome Smith (8)

152 yards	West Virginia (Pinstripe Bowl)	2012
144 yards	Louisville	2012
140 yards	NC State	2013
133 yards	Connecticut	2012
127 yards	USF	2012
125 yards	Clemson	2013
118 yards	Maryland	2013
116 yards	Cincinnati	2012

Malcolm Thomas (8)

201 yards	Houston (Liberty Bowl)	1996
168 yards	Minnesota	1996
145 yards	Virginia Tech	1994
126 yards	Rutgers	1995
123 yards	Boston College	1995
111 yards	Army	1996
110 yards	Pittsburgh	1996
107 yards	Miami (Fla.)	1996

Antwon Bailey (7)

135 yards	Cincinnati	2011
126 yards	Notre Dame	2008
125 yards	West Virginia	2011
124 yards	Rutgers	2011
114 yards	Wake Forest	2011
114 yards	Toledo	2011
111 yards	Tulane	2011

Curtis Brinkley (7)

166 yards	Louisville	2008
148 yards	Northeastern	2008
144 yards	West Virginia	2008
143 yards	Akron	2008
119 yards	Pittsburgh	2008
112 yards	USF	2008
108 yards	Miami (Ohio)	2006

Dee Brown (7)

239 yards	Rutgers	2000
157 yards	Buffalo	2000
154 yards	Pittsburgh	1997
136 yards	Toledo	1999
117 yards	Miami (Fla.)	1997
105 yards	Boston College	2000
102 yards	Boston College	1999

Robert Drummond (6)

122 yards	LSU ('89 Hall of Fame Bowl)	1988
117 yards	East Carolina	1988
110 yards	West Virginia	1986
110 yards	Rutgers	1988
100 yards	Pittsburgh	1985
100 yards	West Virginia	1987

Marty Januszkiewicz (6)

153 yards	Penn State	1970
147 yards	West Virginia	1971
127 yards	Army	1972
123 yards	Temple	1972
118 yards	Maryland	1970
111 yards	Miami (Fla.)	1971

Damien Rhodes (6)

236 yards *	Buffalo	2005
200 yards *	Temple	2004
112 yards *	Notre Dame	2005
107 yards *	Boston College	2004
103 yards *	Pittsburgh	2004
102 yards *	Rutgers	2004

* - Statistics vacated by NCAA

David Walker (6)

148 yards	Boston College	1991
138 yards	Pittsburgh	1991
134 yards	Pittsburgh	1990
126 yards	Temple	1991
118 yards	West Virginia	1991
114 yards	Pittsburgh	1992

Michael Owens (5)

159 yards	Navy	1989
132 yards	Rutgers	1989
120 yards	Florida State	1989
116 yards	Georgia (Peach Bowl)	1989
111 yards	East Carolina	1989

Bob Avery (4)

149 yards	West Virginia	1974
144 yards	Boston College	1977
116 yards	Navy	1977
106 yards	Virginia	1977

George Davis (4)

163 yards	Colgate	1949
151 yards	Fordham	1949
109 yards	Holy Cross	1949
102 yards	Temple	1949

Prince-Tyson Gulley (4)

213 yards	West Virginia (Pinstripe Bowl)	2012
138 yards	Maryland	2014
132 yards	NC State	2013
100 yards	Villanova	2014

Bob Leberman (4)

139 yards	Penn State	1953
132 yards	Penn State	1952
112 yards	Holy Cross	1952
104 yards	Cornell	1952

Kyle McIntosh (4)

145 yards	West Virginia	1997
136 yards	Miami (Fla.)	1997
128 yards	Boston College	1997
103 yards	Boston College	1998

Jim Nance (4)

163 yards	West Virginia	1964
148 yards	UCLA	1964
110 yards	Army	1964
104 yards	Penn State	1964



David Walker recorded four of his six career 100-yard rushing games in 1991 on his way to leading the BIG EAST Conference with an average of 88.1 yards rushing per contest.

Jamie Covington (3)

192 yards	Colgate	1982
129 yards	Penn State	1982
111 yards	Rutgers	1983

Kirby Dar Dar (3)

159 yards	Maryland	1994
136 yards	Pittsburgh	1994
108 yards	Virginia Tech	1994

Ed Dobrowski (3)

152 yards	Boston University	1952
123 yards	Temple	1950
106 yards	Rutgers	1950

Ken Kinsey (3)

169 yards	Oregon State	1974
137 yards	NC State	1974
109 yards	Kent State	1974

Ray Perkins (3)

168 yards	Cornell	1952
149 yards	Holy Cross	1954
108 yards	Colgate	1954

Bob Young (3)

123 yards	Colgate	1949
105 yards	Colgate	1950
103 yards	Holy Cross	1950

Rick Cassata (2)

117 yards	UCLA	1967
102 yards	Boston College	1966

Ed Dolan (2)

122 yards	Niagara	1947
116 yards	Boston University	1946

Jim Donoghue (2)

136 yards	Virginia	1975
100 yards	Maryland	1973

Walley Mahle (2)

115 yards	Boston College	1963
101 yards	Boston College	1962

Donovan McNabb (2)

127 yards	Virginia Tech	1996
100 yards	Miami (Fla.)	1997

Don McPherson (2)

131 yards	Army	1986
111 yards	Maryland (Cherry Bowl)	1985

Glenn Moore (2)

192 yards	West Virginia	1980
120 yards	Boston College	1980

Al Newton (2)

121 yards	UCLA	1968
105 yards	Maryland	1969

Roger Praetorius (2)

110 yards	Maryland	1971
104 yards	Miami (Fla.)	1971

34 Players (1)

194	Bill Wetzel	Boston University	1952
156	Terrel Hunt	Maryland	2014
147	Kevin Mason	Pittsburgh	1994
144	Avatus Stone	Colgate	1951
142	Bill Haskins	Penn State	1950
141	Robert Heald	Wisconsin	1941
141	Diamond Ferri	Boston College	2004
138	Daryl Johnston	Boston College	1988
136	Lee Buchsbaum	Lafayette	1944
136	Art Monk	West Virginia	1976
130	Rob Konrad	Pittsburgh	1995
127	Dontae Strickland	USF	2016
121	Dave Warner	Northwestern	1980
121	John Colceri	Rutgers	1950
121	Earl Vaughn	Oregon State	1976
120	Ken Mandeville	West Virginia	1980
120	Harold Gayden	Northwestern	1983
117	Jim Grubbs	Virginia	1975
114	Devante McFarlane	Wake Forest	2014
112	Steven Webster	Navy	1972
109	Dick Whitesell	Penn State	1942
106	A. Ameen-Moore	Central Michigan	2014
106	Eric Dungey	Virginia Tech	2016
104	Walt Slovenski	Columbia	1948
103	Thomas Maines	Rutgers	1942
103	Ed Coffin	Holy Cross	1957
103	Nat Duckett	Boston College	1963
103	Jordan Fredericks	Rhode Island	2015
102	Tim Wilson	NC State	1978
102	Terry Richardson	Texas	1993
101	Bill Meyers	Penn State	1961
101	Mike Bright	Navy	1974
100	Jim Anderson	Colgate	1957
100	Doug Hogue	Northeastern	2008

MOST PASS ATTEMPTS

Game	Att	Name	Date
1.	66	Ryan Nassib vs. Northwestern	9/1/2012
2.	61	Zack Mahoney at Pittsburgh	11/26/2016
3.	53	Eric Dungey vs. Virginia Tech	10/15/2016
4.	51	Eric Dungey vs. Louisville	9/9/2016
	51	Eric Dungey vs. Notre Dame	10/1/2016
6.	48	Eric Dungey vs. USF	9/17/2016
7.	47	Andrew Robinson vs. Cincinnati	11/17/2007
	47	Ryan Nassib vs. Cincinnati	11/3/2012
9.	46	Greg Paulus vs. USF	10/3/2009
	46	Ryan Nassib vs. Pittsburgh	10/16/2010
	46	Ryan Nassib vs. USF	11/11/2011
	46	Ryan Nassib vs. USC	9/8/2012

Season

Att	Name	Year
1.	471	Ryan Nassib
2.	415	Ryan Nassib
3.	358	Ryan Nassib
4.	355	Eric Dungey
5.	310	R.J. Anderson
6.	300 *	Perry Patterson
7.	292	Andrew Robinson
8.	289 *	Perry Patterson
9.	285	Greg Paulus
10.	280	Marvin Graves

Career

Att	Name	Years
1.	1,312	Ryan Nassib
2.	943	Marvin Graves
3.	938	Donovan McNabb
4.	862 *	Perry Patterson
5.	687	Don McPherson
6.	679	R.J. Anderson
7.	618	Troy Nunes
8.	531	Eric Dungey
9.	482	Todd Norley
10.	465	Bill Hurley

* - Statistics vacated by NCAA

MOST COMPLETIONS

Game	Cmp	Name	Date
1.	45	Ryan Nassib vs. Northwestern	9/1/2012
2.	43	Zack Mahoney at Pittsburgh	11/26/2016
3.	34	Eric Dungey vs. Colgate	9/2/2016
4.	32	Eric Dungey vs. USF	9/17/2016
	32	Eric Dungey at Boston College	10/22/2016
6.	31	Eric Dungey vs. Notre Dame	10/1/2016
7.	30	Ryan Nassib vs. USC	9/8/2012
8.	29	Marvin Graves vs. Cincinnati	9/25/1993
	29	Andrew Robinson vs. Cincinnati	11/17/2007
	29	Ryan Nassib vs. Rhode Island	9/10/2011
	29	Terrel Hunt vs. Boston College	11/30/2013

Season

Cmp	Name	Year
1.	294	Ryan Nassib
2.	230	Eric Dungey
3.	259	Ryan Nassib
4.	202	Ryan Nassib
5.	193	Greg Paulus
6.	186	R.J. Anderson
7.	171	Marvin Graves
8.	168 *	Perry Patterson
9.	167	Terrel Hunt
10.	158 *	Perry Patterson



Ryan Nassib completed more than 200 passes in three straight years from 2010-12.

Career

Cmp	Name	Years
1.	791	Ryan Nassib
2.	563	Marvin Graves
3.	548	Donovan McNabb
4.	456 *	Perry Patterson
5.	367	Don McPherson
6.	362	Troy Nunes
7.	358	R.J. Anderson
8.	335	Eric Dungey
9.	250	Todd Norley
	250	Terrel Hunt

* - Statistics vacated by NCAA

MOST YARDS

Game	Yds	Name	Date
1.	482	Ryan Nassib vs. Northwestern	9/1/2012
2.	440	Zack Mahoney at Pittsburgh	11/26/2016
3.	434	Eric Dungey at Boston College	10/22/2016
4.	425	Marvin Graves vs. Rutgers	10/10/1992
5.	423	Andrew Robinson at Louisville	9/22/2007
6.	419	Andrew Robinson vs. Cincinnati	11/24/2007
7.	407	Eric Dungey at Connecticut	9/24/2016
8.	403	Troy Nunes vs. Virginia Tech	11/9/2002
9.	385	Ryan Nassib vs. Missouri	11/17/2012
10.	363	Eric Dungey vs. Notre Dame	10/1/2016

Season

Yds	Name	Year
1.	3,749	Ryan Nassib
2.	2,685	Ryan Nassib
3.	2,679	Eric Dungey
4.	2,547	Marvin Graves
5.	2,488	Donovan McNabb
6.	2,341	Don McPherson
7.	2,334	Ryan Nassib
8.	2,296	Marvin Graves
9.	2,192	Andrew Robinson
10.	2,164	R.J. Anderson

Career

Yds	Name	Years
1.	9,190	Ryan Nassib
2.	8,466	Marvin Graves
3.	8,389	Donovan McNabb
4.	5,812	Don McPherson
5.	5,220 *	Perry Patterson
6.	4,698	R.J. Anderson
7.	4,578	Troy Nunes
8.	3,977	Eric Dungey
9.	3,398	Bill Hurley
10.	2,661	Todd Norley

* - Statistics vacated by NCAA

HIGHEST COMPLETION PERCENTAGE

Game (min. 10 attempts)

Pct. (Comp/Att)	Name	Date
1. .909 (10/11)	Don McPherson vs. Colgate	10/24/1987
.909 (10/11)	Troy Nunes vs. BYU	9/30/2000
3. .900 (9/10)	Bill Scharr vs. Boston College	11/4/1989
4. .850 (17/20)	Kevin Mason at Temple	10/22/1994
.850 (34-40)	Eric Dungey vs. Colgate	9/2/2016
6. .846 (11/13)	Todd Norley at Penn State	10/20/1984
7. .842 (16/19)	Donovan McNabb vs. Army	11/16/1996
.842 (32-38)	Eric Dungey at Boston College	10/22/2016
9. .833 (15/18)	Donovan McNabb vs. Cincinnati	10/10/1998
.833 (15/18)	Terrel Hunt vs. Wagner	9/14/2013

Season (min. 100 attempts)

Pct. (Comp/Att)	Name	Year
1. .677 (193/285)	Greg Paulus	2009
2. .648 (230/355)	Eric Dungey	2016
3. .633 (107/169)	Bill Scharr	1989
4. .625 (157/251)	Donovan McNabb	1998
5. .624 (259/415)	Ryan Nassib	2011
.624 (294/471)	Ryan Nassib	2012
7. .618 (128/207)	Donovan McNabb	1995
8. .612 (167/273)	Terrel Hunt	2013
9. .611 (171/280)	Marvin Graves	1993
10. .610 (94/154)	Troy Nunes	2000

Career (min. 250 attempts)

Pct. (Comp/Att)	Name	Years
1. .677 (193/285)	Greg Paulus	2009
2. .631 (335/531)	Eric Dungey	2015-
3. .603 (791/1,312)	Ryan Nassib	2009-12
4. .597 (563/943)	Marvin Graves	1990-93
5. .595 (250/420)	Terrel Hunt	2012-15
6. .586 (362/618)	Troy Nunes	1999-02
7. .584 (548/938)	Donovan McNabb	1995-98
8. .540 (136/252)	Zack Mahoney	2015-
9. .534 (367/687)	Don McPherson	1983-87
10. .529 (456/862) *	Perry Patterson	2003-06

* - Statistics vacated by NCAA

HIGHEST PASSING EFFICIENCY

Game (min. 10 attempts)

Effic	Name	Date
1. 379.1	Don McPherson vs. Colgate	10/24/1987
2. 325.0	Troy Nunes vs. BYU	9/30/2000
3. 313.9	Bill Scharr vs. Boston College	11/4/1989
4. 275.7	Donovan McNabb vs. Cincinnati	10/10/1998
5. 274.8	Kevin Mason at Temple	10/22/1994
6. 272.6	Rich King vs. Richmond	11/16/1963
7. 265.6	Don McPherson vs. Penn State	10/17/1987
8. 262.0	Terrel Hunt vs. Wagner	9/14/2013
9. 257.5	Don McPherson vs. Boston College	11/16/1985
10. 255.1	Eric Dungey vs. Wake Forest	9/12/2015

Season (min. 100 attempts)

	Effic	Name	Year
1.	164.3	Don McPherson	1987
2.	162.3	Donovan McNabb	1995
3.	158.9	Donovan McNabb	1998
4.	154.0	Donovan McNabb	1997
5.	152.2	Bill Scharr	1989
6.	149.8	Don McPherson	1985
7.	149.2	Marvin Graves	1992
8.	147.9	Todd Philcox	1988
9.	147.3	Marvin Graves	1993
10.	145.1	Donovan McNabb	1996

Career (min. 250 attempts)

	Effic	Name	Years
1.	155.1	Donovan McNabb	1995-98
2.	142.4	Marvin Graves	1990-93
3.	139.0	Don McPherson	1983-87
4.	137.6	Eric Dungey	2015-
5.	132.6	Greg Paulus	2009
6.	132.5	Ryan Nassib	2009-12
7.	129.1	Dave Sarette	1959-61
8.	127.6	Troy Nunes	1999-02
9.	123.1	Pat Stark	1951-53
10.	118.1	Zack Mahoney	2015-

MOST YARDS PER ATTEMPT

Game (min. 10 attempts)

	Avg. (Att/Yds)	Name	Date
1.	22.2 (11/244)	Don McPherson	10/24/1987
		vs. Colgate	
2.	20.7 (11/228)	Troy Nunes	9/30/2000
		vs. BYU	
3.	18.8 (10/188)	Bill Scharr	11/4/1989
		vs. Boston College	
4.	17.7 (12/212)	Rich King	11/16/1963
		vs. Richmond	
	17.7 (18/318)	Marvin Graves	10/16/1993
		at Pittsburgh	
6.	17.1 (18/306)	R.J. Anderson	9/14/2002
		vs. Rhode Island	
7.	17.0 (13/221)	Eric Dungey	9/12/2015
		vs. Wake Forest	
8.	16.8 (20/336)	Don McPherson	10/17/1987
		vs. Penn State	
9.	16.7 (10/167)	Chuck Zimmerman	10/5/1957
		vs. Boston University	
	16.7 (20/334)	Kevin Mason	10/22/1994
		at Temple	

Season (min. 100 attempts)

	Avg. (Att/Yds)	Name	Year
1.	10.2 (229/2,341)	Don McPherson	1987
2.	9.6 (169/1,625)	Bill Scharr	1989
	9.6 (207/1,991)	Donovan McNabb	1995
4.	9.5 (242/2,296)	Marvin Graves	1992
5.	9.4 (265/2,488)	Donovan McNabb	1997
6.	9.2 (159/1,469)	Don McPherson	1985
7.	9.1 (280/2,547)	Marvin Graves	1993
8.	8.9 (234/2,076)	Todd Philcox	1988
	8.9 (154/1,366)	Troy Nunes	2000
10.	8.7 (221/1,912)	Marvin Graves	1991
	8.7 (187/1,627)	Kevin Mason	1999

Career (min. 250 attempts)

	Avg. (Att/Yds)	Name	Years
1.	9.0 (943/8,466)	Marvin Graves	1990-93
2.	8.9 (938/8,389)	Donovan McNabb	1995-98
3.	8.5 (687/5,812)	Don McPherson	1983-87
4.	7.5 (254/1,903)	Dave Sarette	1959-61
	7.5 (335/531)	Eric Dungey	2015-
6.	7.4 (618/4,578)	Troy Nunes	1999-02
7.	7.3 (465/3,398)	Bill Hurley	1975-79
8.	7.1 (298/2,116)	Pat Stark	1951-53
	7.1 (285/2,024)	Greg Paulus	2009
10.	7.0 (1,312/9,190)	Ryan Nassib	2009-12

MOST YARDS PER COMPLETION

Game (min. 6 completions)

	Avg. (Cmp/Yds)	Name	Date
1.	30.5 (6/183)	Bernie Custis	10/1/1949
		vs. Lafayette	
2.	30.3 (7/212)	Rich King	11/16/1963
		vs. Richmond	
3.	28.3 (6/170)	Kevin Mason	9/3/1994
		vs. Oklahoma	
4.	27.8 (6/167)	Chuck Zimmerman	10/5/1957
		vs. Boston University	
5.	27.6 (8/221)	Eric Dungey	9/12/2015
		vs. Wake Forest	
6.	27.3 (12/328)	R.J. Anderson	10/20/2001
		vs. Temple	
7.	26.5 (12/318)	Marvin Graves	10/16/1993
		at Pittsburgh	
8.	26.1 (8/209)	Donovan McNabb	10/14/1995
		vs. Eastern Michigan	
9.	25.9 (9/233)	Avatus Stone	10/27/1951
		vs. Fordham	
10.	25.8 (11/284)	Marvin Graves	9/12/1992
		vs. Texas	

Season (min. 50 completions)

	Avg. (Cmp/Yds)	Name	Year
1.	18.1 (129/2,341)	Don McPherson	1987
2.	17.3 (85/1,469)	Don McPherson	1985
3.	17.2 (145/2,488)	Donovan McNabb	1997
4.	16.2 (79/1,276)	Bill Hurley	1979
5.	16.0 (70/1,121)	Bernie Custis	1949
	16.0 (52/832)	Jim Donoghue	1975
7.	15.7 (146/2,296)	Marvin Graves	1992
8.	15.6 (72/1,123)	R.J. Anderson	2001
	15.6 (128/1,991)	Donovan McNabb	1995
10.	15.5 (105/1,627)	Kevin Mason	1994

Career (min. 100 completions)

	Avg. (Cmp/Yds)	Name	Years
1.	15.8 (367/5,812)	Don McPherson	1983-87
2.	15.3 (548/8,389)	Donovan McNabb	1995-98
3.	15.2 (116/1,766)	Kevin Mason	1991-94
4.	15.0 (563/8,466)	Marvin Graves	1990-93
5.	14.9 (228/3,398)	Bill Hurley	1975-79
6.	14.5 (145/2,105)	Todd Philcox	1985-88
	14.5 (134/1,937)	Jim Donoghue	1973-75
8.	14.4 (117/1,687)	Chuck Zimmerman	1956-58
9.	14.2 (134/1,903)	Dave Sarette	1959-61
10.	13.8 (153/2,116)	Pat Stark	1951-53

MOST YARDS PER GAME

Season (min. 1,000 yards)

	Avg. (G/Yds)	Name	Year
1.	297.7 (9/2,679)	Eric Dungey	2016
2.	288.4 (13/3,749)	Ryan Nassib	2012
3.	231.5 (11/2,547)	Marvin Graves	1993
4.	223.8 (12/2,685)	Ryan Nassib	2011
5.	212.8 (11/2,341)	Don McPherson	1987
6.	208.7 (11/2,296)	Marvin Graves	1992
7.	207.3 (12/2,488)	Donovan McNabb	1997
8.	199.3 (11/2,192)	Andrew Robinson	2007
9.	194.0 (11/2,134)	Donovan McNabb	1998
10.	188.7 (11/2,076)	Todd Philcox	1988

Career (min. 2,000 yards)

	Avg. (G/Yds)	Name	Years
1.	233.9 (17/3,977)	Eric Dungey	2015-
2.	196.9 (43/8,466)	Marvin Graves	1990-93
3.	191.5 (48/9,190)	Ryan Nassib	2009-12
4.	186.4 (45/8,389)	Donovan McNabb	1995-98
5.	168.7 (12/2,024)	Greg Paulus	2009
6.	149.0 (39/5,812)	Don McPherson	1983-87
7.	137.9 (19/2,621)	Terrel Hunt	2012-15
8.	127.3 (41/5,220) *	Perry Patterson	2003-06
9.	120.5 (38/4,578)	Troy Nunes	1999-02
10.	117.2 (20/2,344)	Andrew Robinson	2006-09

* - Statistics vacated by NCAA

MOST TOUCHDOWN PASSES

Game

	TD	Name	Date
1.	5	Ryan Nassib vs. Maine	9/18/2010
	5	Zack Mahoney at Pittsburgh	11/26/2016
3.	4	Pat Stark at Fordham	11/22/1952
	4	Jim Del Gaizo vs. Maryland	10/1/1966
	4	Don McPherson vs. Colgate	10/24/1987
	4	Todd Philcox vs. Rutgers	10/8/1988
	4	Bill Scharr vs. Rutgers	10/21/1989
	4	Donovan McNabb vs. Cincinnati	10/10/1998
	4	Troy Nunes vs. East Carolina	9/15/2001
	4	Andrew Robinson at Louisville	9/22/2007
	4	Ryan Nassib vs. West Virginia	10/21/2011
	4	Ryan Nassib vs. Northwestern	9/1/2012
	4	Ryan Nassib vs. USF	10/27/2012
	4	Terrel Hunt vs. Tulane	9/21/2013

Season

	TD	Name	Year
1.	26	Ryan Nassib	2012
2.	22	Don McPherson	1987
	22	Donovan McNabb	1998
	22	Ryan Nassib	2011
5.	20	Donovan McNabb	1997
6.	19	Donovan McNabb	1996
	19	Ryan Nassib	2010
8.	16	Todd Philcox	1988
	16	Donovan McNabb	1995
10.	15	Marvin Graves	1993
	15	Eric Dungey	2016

Career

	TD	Name	Years
1.	77	Donovan McNabb	1995-98
2.	70	Ryan Nassib	2009-12
3.	48	Marvin Graves	1990-93
4.	46	Don McPherson	1983-87
5.	32	Troy Nunes	1999-02
6.	26	Eric Dungey	2015-
7.	25 *	Perry Patterson	2003-06
8.	23	Dave Sarette	1959-61
9.	21	R.J. Anderson	2000-03
10.	19	Pat Stark	1951-53
	19	Bill Hurley	1975-79

* - Statistics vacated by NCAA

MOST CONSECUTIVE GAMES WITH A TOUCHDOWN PASS

Season:	10	Don McPherson, 1987
Overall:	11	Ryan Nassib, 2011-12

INTERCEPTION AVOIDANCE

Season (min. 100 attempts)

	Pct. (Int/Att)	Name	Year
1.	1.3 (4/300) *	Perry Patterson	2006
2.	2.0 (5/251)	Donovan McNabb	1998
	2.0 (5/251)	Cameron Dantley	2008
	2.0 (7/355)	Eric Dungey	2016
5.	2.1 (10/471)	Ryan Nassib	2012

* - Statistics vacated by NCAA

FEWEST PASSES INTERCEPTED

Season (min. 100 attempts)

	Int (Att)	Name	Year
1.	2 (144)	R.J. Anderson	2001
2.	3 (132)	Bob Woodruff	1971
	3 (110)	Madei Williams	1999
4.	4 (300) *	Perry Patterson	2006
	4 (145)	Terrel Hunt	2014
	4 (135)	Zack Mahoney	2016

* - Statistics vacated by NCAA

MOST PASSES INTERCEPTED

Game	Int	Name	Date
1.	5	Todd Norley at Penn State	10/16/1982
	5	Greg Paulus vs. USF	10/3/2009
3.	4	Bernie Custis vs. Cornell	10/7/1950
	4	Pat Stark vs. Alabama	1/1/1952
	4	Paul Paolisso at California	10/26/1968
	4	Bob Mitch vs. West Virginia	11/24/1973
	4	Dave Warner vs. Kansas	10/4/1980
	4	Don McPherson vs. W. Virginia	11/21/1987
	4	Todd Philcox at West Virginia	11/19/1988
	4	Marvin Graves vs. Ohio State	9/19/1992
	4	Donovan McNabb vs. Tulane	9/20/1997
	4	Troy Nunes at Boston College	10/14/2000
	4	Troy Nunes vs. Virginia Tech	10/21/2000
	4	Drew Allen at Northwestern	9/7/2013

Season

	Int	Name	Year
1.	16	Dave Warner	1980
2.	15	Bob Mitch	1973
3.	14	Bernie Custis	1948
	14	Troy Nunes	2000
	14	Greg Paulus	2009
6.	12	Rick Cassata	1967
	12	Paul Paolisso	1968
	12	Todd Norley	1982
	12	Marvin Graves	1992

Career

	Int	Name	Years
1.	45	Marvin Graves	1990-93
2.	32	Bernie Custis	1948-50
	32	Troy Nunes	1999-02
4.	28	Todd Norley	1982-85
	28	Ryan Nassib	2009-12
6.	27	Dave Warner	1978-81
7.	26	Don McPherson	1983-87
	26	Donovan McNabb	1995-98
9.	25 *	Perry Patterson	2003-06
10.	23	Bob Mitch	1973-75
	23	R.J. Anderson	2000-03

* - Statistics vacated by NCAA

PASSING LEADERS BY CLASS

	Freshman	Year	Yards
1.	Donovan McNabb	1995	1,991
2.	Marvin Graves	1990	1,711
3.	Eric Dungey	2015	1,298
4.	Troy Nunes	1999	1,141
5.	AJ Long	2014	935

	Sophomore	Year	Yards
1.	Eric Dungey	2016	2,679
2.	Ryan Nassib	2010	2,334
3.	Andrew Robinson	2007	2,192
4.	Marvin Graves	1991	1,912
5.	Perry Patterson *	2004	1,851

	Junior	Year	Yards
1.	Ryan Nassib	2011	2,685
2.	Donovan McNabb	1997	2,488
3.	Marvin Graves	1992	2,296
4.	Don McPherson	1986	1,827
5.	Bill Scharr	1989	1,625

	Senior	Year	Yards
1.	Ryan Nassib	2012	3,749
2.	Marvin Graves	1993	2,547
3.	Don McPherson	1987	2,341
4.	R.J. Anderson	2003	2,164
5.	Donovan McNabb	1998	2,134

* - Statistics vacated by NCAA

TOP PASSING GAMES BY YARDS

Syracuse

		Cmp	Att	Yds	TD	Opponent	Date
1.	Ryan Nassib	45	66	482	4	Northwestern	9/1/2012
2.	Zack Mahoney	43	61	440	5	Pittsburgh	11/26/2016
3.	Eric Dungey	32	38	434	3	Boston College	10/22/2016
4.	Marvin Graves	18	28	425	3	Rutgers	10/10/1992
5.	Andrew Robinson	17	26	423	4	Louisville	9/22/2007
6.	Andrew Robinson	29	47	419	3	Cincinnati	11/24/2007
7.	Eric Dungey	26	40	407	2	Connecticut	9/24/2016
8.	Troy Nunes	24	40	403	1	Virginia Tech	11/9/2002
9.	Ryan Nassib	26	40	385	2	Missouri	11/17/2012
10.	Eric Dungey	31	51	363	2	Notre Dame	10/1/2016

Opponent

		Cmp	Att	Yds	TD	Date
1.	Brian Brohm, Louisville	45	65	555	4	9/22/2007
2.	Bryan Randall, Virginia Tech	23	35	504	5	11/9/2002
3.	DeShone Kizer, Notre Dame	23	35	471	3	10/1/2016
4.	Tajh Boyd, Clemson	20	27	455	5	10/5/2013
5.	Shawn Halloran, Boston College	34	57	453	2	11/16/1985
6.	Dan Orlovsky, Connecticut	39	51	445	3	10/30/2004
7.	Ryan Schneider, UCF	28	47	440	1	11/2/2002
8.	Ben Mauk, Cincinnati	29	42	431	4	11/24/2007
9.	Cooper Rush, Central Michigan	37	51	430	2	9/19/2015
10.	Teddy Bridgewater, Louisville	36	49	424	3	10/10/2012

LONGEST PASSING PLAYS


	Yds	Name, Date
1.	96 ^{TD}	Donovan McNabb to Marvin Harrison vs. West Virginia, 10/21/1995
2.	94 ^{TD}	Donovan McNabb to Quinton Spotwood vs. East Carolina, 10/4/1997
3.	89 ^{TD}	Eric Dungey to Brisly Estime vs. Wake Forest, 9/12/2015
4.	87 ^{TD}	Gerhard Schwedes to Ernie Davis vs. Texas, 1/1/1960
	87 ^{TD}	R.J. Anderson to Jamel Riddle vs. Rhode Island, 9/14/2002
6.	84 ^{TD}	Marvin Graves to Shelby Hill vs. Temple, 11/6/1993
	84 ^{TD}	Dontae Strickland to Brisly Estime vs. Virginia Tech, 10/15/2016
8.	81 ^{TD}	Zack Mahoney to Amba Etta-Tawo vs. NC State, 11/12/2016
9.	80 ^{TD}	Bill Hurley to Don Magee at Pittsburgh, 10/30/1976
	80 ^{TD}	Don McPherson to Rob Moore vs. Penn State, 10/17/1987

MOST 300-YARD GAMES

Season	No.	Name	Year
1.	6	Ryan Nassib	2012
	6	Eric Dungey	2016
3.	3	Marvin Graves	1993
4.	2	Andrew Robinson	2007

Career

	No.	Name	Years
1.	7	Ryan Nassib	2009-12
2.	6	Eric Dungey	2015-
3.	5	Marvin Graves	1990-93
4.	3	Donovan McNabb	1995-98
	3	R.J. Anderson	2000-03
6.	2	Andrew Robinson	2006-09



Donovan McNabb's 96-yard TD pass to Marvin Harrison in 1995 versus West Virginia is the longest passing play in school history.

MOST CONSECUTIVE 300-YARD GAMES

Season	No.	Name	Year
	3	Ryan Nassib	2012
	3	Eric Dungey	2016

ALL-TIME 300-YARD PASSING GAMES (34)

Yds	Name	Opponent	Year
482	Ryan Nassib	Northwestern	2012
440	Zack Mahoney	Pittsburgh	2016
434	Eric Dungey	Boston College	2016
425	Marvin Graves	Rutgers	1992
423	Andrew Robinson	Louisville	2007
419	Andrew Robinson	Cincinnati	2007
407	Eric Dungey	Connecticut	2016
403	Troy Nunes	Virginia Tech	2002
385	Ryan Nassib	Missouri	2012
363	Eric Dungey	Notre Dame	2016
361	Marvin Graves	Cincinnati	1993
356	Ryan Nassib	Rutgers	2012
355	Eric Dungey	Colgate	2016
350	Eric Dungey	USF	2016
346	Greg Paulus	Northwestern	2009
336	Don McPherson	Penn State	1987
336	R.J. Anderson	West Virginia	2003
335	Ryan Nassib	Stony Brook	2012
334	Kevin Mason	Temple	1994
329	Bill Hurley	Penn State	1977
329	Marvin Graves	East Carolina	1993
328	Ryan Nassib	USF	2012
322	Ryan Nassib	USC	2012
318	Marvin Graves	Pittsburgh	1993
318	Ryan Nassib	Rhode Island	2011
311	Eric Dungey	Virginia Tech	2016
309	Marvin Graves	Ohio St. ('92 Hall of Fame Bowl)	1991
309	Donovan McNabb	Clemson ('96 Gator Bowl)	1996
308	Donovan McNabb	West Virginia	1995
308	R. J. Anderson	Temple	2001
307	AJ Long	NC State	2014
306	R. J. Anderson	Rhode Island	2002
303 *	Perry Patterson	Louisville	2006
300	Donovan McNabb	Tennessee	1998

* - Statistics vacated by NCAA

300-YARD PASSING GAMES BY PLAYER

Ryan Nassib (7)

482 yards	Northwestern	2012
385 yards	Missouri	2012
356 yards	Rutgers	2012
335 yards	Stony Brook	2012
328 yards	USF	2012
322 yards	USC	2012
318 yards	Rhode Island	2011

Eric Dungey (6)

434 yards	Boston College	2016
407 yards	Connecticut	2016
363 yards	Notre Dame	2016
355 yards	Colgate	2016
350 yards	USF	2016
311 yards	Virginia Tech	2016

Marvin Graves (5)

425 yards	Rutgers	1992
361 yards	Cincinnati	1993
329 yards	East Carolina	1993
318 yards	Pittsburgh	1993
309 yards	Ohio St. ('92 Hall of Fame Bowl)	1991

R.J. Anderson (3)

336 yards	West Virginia	2003
308 yards	Temple	2001
306 yards	Rhode Island	2002

Donovan McNabb (3)

309 yards	Clemson ('96 Gator Bowl)	1996
308 yards	West Virginia	1995
300 yards	Tennessee	1998



Marvin Graves threw for 300 yards five times in his career, including 309 yards versus Ohio State in the 1992 Hall of Fame Bowl.

Andrew Robinson (2)

423 yards	Louisville	2007
419 yards	Cincinnati	2007

Bill Hurley (1)

329 yards	Penn State	1977
-----------	------------	------

AJ Long (1)

307 yards	NC State	2014
-----------	----------	------

Zack Mahoney (1)

440 yards	Pittsburgh	2016
-----------	------------	------

Kevin Mason (1)

334 yards	Temple	1994
-----------	--------	------

Don McPherson (1)

336 yards	Penn State	1987
-----------	------------	------

Troy Nunes (1)

403 yards	Virginia Tech	2002
-----------	---------------	------

Perry Patterson (1)

303 yards *	Louisville	2006
-------------	------------	------

Greg Paulus (1)

346 yards	Northwestern	2009
-----------	--------------	------

* - Statistics vacated by NCAA

YEAR-BY-YEAR PASSING LEADERS

Year	Name	Yds	Cmp	Att	TD	Int
1946	Walt Slovenski	199	9	17	3	2
1947	Ed Dolan	168	15	48	1	8
1948	Bernie Custis	721	52	131	3	14
1949	Bernie Custis	1,121	70	134	6	9
1950	Bernie Custis	775	74	159	3	9
1951	Avatus Stone	358	18	55	3	6
1952	Pat Stark	1,035	78	151	11	6
1953	Pat Stark	1,045	73	141	8	6
1954	Mickey Rich	234	17	52	1	9
1955	Ed Albright	324	19	34	7	3
1956	Chuck Zimmerman	272	18	42	2	1
1957	Chuck Zimmerman	770	53	96	5	4
1958	Chuck Zimmerman	645	46	76	7	2
1959	Dave Sarette	763	49	83	10	5
1960	Dave Sarette	327	30	65	4	8
1961	Dave Sarette	813	55	106	9	8
1962	Walley Mahle	455	33	71	3	6
1963	Rich King	675	37	80	5	10
1964	Walley Mahle	324	31	80	2	6
1965	Rick Cassata	525	47	104	2	6
1966	Rick Cassata	472	41	85	4	4
1967	Rick Cassata	992	92	176	8	12
1968	Paul Paolisso	939	87	164	6	12
1969	Randy Zur	816	73	148	1	10
1970	Paul Paolisso	370	33	71	5	5
1971	Bob Woodruff	910	74	132	2	3
1972	Bob Woodruff	649	63	136	1	5
1973	Bob Mitch	722	58	139	2	15
1974	Jim Donoghue	938	68	136	4	6
1975	Jim Donoghue	832	52	118	5	8
1976	Bill Hurley	638	38	95	5	3
1977	Bill Hurley	1,455	108	201	8	6
1978	Tim Wilson	345	22	68	1	5
1979	Bill Hurley	1,276	79	158	6	7
1980	Dave Warner	1,008	81	167	3	16
1981	Dave Warner	1,445	120	223	7	10
1982	Todd Norley	833	70	134	1	12
1983	Todd Norley	999	87	177	5	10
1984	Todd Norley	829	93	171	5	6
1985	Don McPherson	1,469	85	159	12	5
1986	Don McPherson	1,827	142	269	12	7
1987	Don McPherson +	2,341	129	229	22	11
1988	Todd Philcox	2,076	141	234	16	11
1989	Bill Scharr	1,625	107	169	9	8
1990	Marvin Graves	1,711	115	200	9	11
1991	Marvin Graves	1,912	131	221	10	11
1992	Marvin Graves ^	2,296	146	242	14	12
1993	Marvin Graves	2,547	171	280	15	11
1994	Kevin Mason ^	1,627	105	187	10	7
1995	Donovan McNabb ^	1,991	128	207	16	6
1996	Donovan McNabb	1,776	118	215	19	9
1997	Donovan McNabb ^	2,488	145	265	20	6
1998	Donovan McNabb ^	2,134	157	251	22	5
1999	Troy Nunes	1,141	95	161	11	5
2000	Troy Nunes	1,366	94	154	8	14
2001	R.J. Anderson	1,123	72	144	5	2
2002	Troy Nunes	1,337	115	198	8	7
2003	R.J. Anderson	2,164	186	310	10	8
2004	Perry Patterson *	1,851	168	289	7	10
2005	Perry Patterson *	1,504	130	273	6	11
2006	Perry Patterson *	1,865	158	300	12	4
2007	Andrew Robinson	2,192	154	292	13	7
2008	Cameron Dantley	1,298	121	251	11	5
2009	Greg Paulus	2,024	193	285	13	14
2010	Ryan Nassib	2,334	202	358	19	8
2011	Ryan Nassib	2,685	259	415	22	9
2012	Ryan Nassib	3,749	294	471	26	10
2013	Terrel Hunt	1,638	167	273	10	8
2014	Terrel Hunt	935	83	145	1	4
2015	Eric Dungey	1,298	105	176	11	5
2016	Eric Dungey	2,679	230	355	15	7

+ - NCAA leader (ranked on efficiency rating)

^ - BIG EAST leader (ranked on efficiency rating)

* - Statistics vacated by NCAA

MOST RECEPTIONS

Game	Rec	Name	Date
1.	14	Art Monk at Navy	11/5/1977
	14	Ervin Philips vs. Colgate	9/2/2016
3.	13	Mike Williams vs. USF	10/3/2009
	13	Amba Etta-Tawo at Pittsburgh	11/26/2016
5.	12	Marcus Sales vs. Northwestern	9/1/2012
	12	Alec Lemon vs. Missouri	11/17/2012
	12	Amba Etta-Tawo vs. Colgate	9/2/2016
	12	Amba Etta-Tawo at Connecticut	9/24/2016
9.	11	Shelby Hill vs. Cincinnati	9/25/1993
	11	Kevin Johnson at West Virginia	11/7/1998
	11	Mike Williams vs. Northwestern	9/19/2009
	11	Ervin Philips vs. Virginia Tech	10/15/2016
	11	Ervin Philips at Pittsburgh	11/26/2016

Season	Rec	Name	Year
1.	94	Amba Etta-Tawo	2016
2.	90	Ervin Philips	2016
3.	72	Alec Lemon	2012
4.	68	Alec Lemon	2011
5.	64	Marcus Sales	2012
6.	60	Kevin Johnson	1998
	60	Mike Williams	2007
8.	56	Shelby Hill	1993
	56	Marvin Harrison	1995
10.	53	Rob Moore	1989

Career	Rec	Name	Years
1.	201	Alec Lemon	2009-12
2.	139	Scott Schwedes	1983-86
	139	Shelby Hill	1990-93
4.	135	Marvin Harrison	1992-95
5.	134	Jarrold West	2011-14
	134	Ervin Philips	2014-
7.	133	Mike Williams	2006-07, 09
8.	132	Marcus Sales	2008-10, 12
9.	114	Steve Ishmael	2014-
10.	106	Rob Moore	1987-89

MOST RECEPTIONS BY A TIGHT END

Season	Rec	Name	Year
1.	51	Nick Provo	2011
2.	35	Beckett Wales	2012
3.	34	Chris Gedney	1992
4.	33	Nick Provo	2010
5.	30	Tony Gabriel	1969
	30	Tom Ferron	2006

Career	Rec	Name	Years
1.	92	Nick Provo	2008-11
2.	91	Chris Gedney	1989-92
3.	56	Marty Chalk	1980-84
4.	52	Beckett Wales	2010-13
5.	44	Pat Kelly	1986-87
	44	Bob Petchel	1973-74

MOST RECEPTIONS BY A RUNNING BACK

Season	Rec	Name	Year
1.	39	Duane Kinnon	1989
2.	38	Walter Reyes	2003
3.	35	Antwon Bailey	2010
4.	33	Prince Tyson-Gulley	2012
5.	29	Antwon Bailey	2011

Career	Rec	Name	Years
1.	92	Antwon Bailey	2008-11
2.	74	Prince-Tyson Gulley	2010-14
3.	61	Duane Kinnon	1988-90
4.	60	Jaime Covington	1981-84
5.	59 ¹	Damien Rhodes	2002-05
	59	Walter Reyes	2000-03

1 - Includes 41 receptions from 2004-05 vacated by NCAA

MOST RECEPTIONS BY TWO TEAMMATES

Game	Rec	Name (Rec), Date
1.	26	Ervin Philips (14) & Amba Etta-Tawo (12) vs. Colgate, 9/2/2016
2.	24	Amba Etta-Tawo (13) & Ervin Philips (11) at Pittsburgh, 11/26/2016

Season	Rec	Name (Rec)	Year
1.	184	Amba Etta-Tawo (94) Ervin Philips (90)	2016
2.	136	Alec Lemon (72) Marcus Sales (64)	2012

MOST CONSECUTIVE GAMES WITH A RECEPTION

Gms	Name	Years
1.	40	Scott Schwedes
2.	32	Mike Siano
3.	29	Johnnie Morant
	29	Alec Lemon
5.	27	Mike Williams
6.	25	Nick Provo
7.	22	Van Chew
8.	21	Marvin Harrison
9.	20	Steve Ishmael
10.	18	Quinton Spotwood
	18	Tommy Kane
	18	Jarrold West

MOST YARDS

Game	Yds	Name	Date
1.	270	Amba Etta-Tawo at Connecticut	9/24/2016
2.	249	Scott Schwedes vs. Boston College	11/16/1985
3.	244	Alec Lemon vs. Missouri	11/17/2012
4.	229	David Tyree vs. Virginia Tech	11/9/2002
5.	213	Marvin Harrison vs. W. Virginia	10/21/1995
6.	210	Amba Etta-Tawo vs. Colgate	9/2/2016
7.	209	Mike Williams vs. Northwestern	9/19/2009
8.	196	Kevin Johnson at West Virginia	11/7/1998
9.	193	Tommy Kane vs. Colgate	10/24/1987
10.	191	Marvin Harrison at Temple	10/22/1994

Season	Yds	Name	Year
1.	1,482	Amba Etta-Tawo	2016
2.	1,131	Marvin Harrison	1995
3.	1,070	Alec Lemon	2012
4.	1,064	Rob Moore	1989
5.	968	Tommy Kane	1987
6.	937	Shelby Hill	1993
7.	895	Rob Carpenter	1990
8.	894	Kevin Johnson	1998
9.	882	Marcus Sales	2012
10.	852	Mike Siano	1985

Career	Yds	Name	Years
1.	2,728	Marvin Harrison	1992-95
2.	2,596	Alec Lemon	2009-12
3.	2,296	Shelby Hill	1990-93
4.	2,122	Rob Moore	1987-89
5.	2,111	Scott Schwedes	1983-86
6.	2,044	Mike Williams	2006-07, 09
7.	1,836	Jarrold West	2011-14
8.	1,780	Marcus Sales	2008-10, 12
9.	1,656	Rob Carpenter	1989-90
10.	1,653	Quinton Spotwood	1996-99

MOST YARDS BY A TIGHT END

Game:	115	Tony Gabriel at Maryland, 1969
	115	Bruce Semall vs. Penn State, 1977
Season:	587	Chris Gedney, 1992
Career:	1,334	Chris Gedney, 1989-92

MOST YARDS BY A RUNNING BACK

Game:	124	Mark Hoffman at Fordham, 1952
Season:	429	Duane Kinnon, 1989
Career:	706	Antwon Bailey, 2008-11

MOST RECEIVING TOUCHDOWNS

Game	TD	Name	Date
1.	5	Amba Etta-Tawo at Pittsburgh	11/26/2016
	4	Tony Gabriel vs. Miami (Fla.)	11/21/1970
	4	Tommy Kane vs. Colgate	10/24/1987
4.	3	Mike Siano at Rutgers	11/23/1985
	3	Rob Moore vs. Virginia Tech	9/24/1988
	3	Rob Moore vs. Rutgers	10/8/1988
	3	Deval Glover at Boston College	11/12/1988
	3	Marcus Sales vs. Kansas State	12/30/2010
	3	Nick Provo vs. West Virginia	10/21/2011

Season	TD	Name	Year
1.	14	Tommy Kane	1987
	14	Amba Etta-Tawo	2016
3.	11	Rob Moore	1988
4.	10	Mike Williams	2007
5.	9	Rob Moore	1989
	9	Kevin Johnson	1998
7.	8	Mike Siano	1985
	8	Marvin Harrison	1995
	8	Quinton Spotwood	1997
	8	Marcus Sales	2012

Career

	TD	Name	Years
1.	22	Rob Moore	1987-89
2.	20	Marvin Harrison	1992-95
	20	Mike Williams	2006-07, 09
4.	18	Alec Lemon	2009-12
5.	17	Tommy Kane	1985-87
6.	16	Scott Schwedes	1983-86
	16	Marcus Sales	2008-10, 12
8.	15	Quinton Spotwood	1996-99
9.	14	Amba Etta-Tawo	2016
10.	13	Kevin Johnson	1995-98

MOST CONSECUTIVE GAMES WITH A TOUCHDOWN RECEPTION

	Gms	Name	Years
1.	10	Mike Williams	2007, 09
2.	5	Tommy Kane	1987
	5	Rob Moore	1989
	5	Marvin Harrison	1995
	5	Alec Lemon	2012
	5	Marcus Sales	2010, 12
7.	4	Quinton Spotwood	1997
	4	Rob Carpenter	1990
	4	John Mackey	1961

HIGHEST AVERAGE YARDS PER RECEPTION

Game (min. 5 receptions)

	Avg. (Rec/Yds)	Name	Date
1.	35.2 (5/176)	Jamel Riddle vs. Rhode Island	9/14/2002

Season (min. 20 receptions)

	Avg. (Rec/Yards)	Name	Year
1.	22.0 (44/968)	Tommy Kane	1987
2.	21.7 (22/477)	Lonnie Allgood	1974
3.	21.2 (23/488)	Jim Turner	1997
4.	21.1 (36/761)	Marvin Harrison	1994
5.	20.4 (34/692)	Scott Schwedes	1985
6.	20.2 (56/1,131)	Marvin Harrison	1995
7.	20.1 (53/1,064)	Rob Moore	1989
8.	19.8 (41/813)	Marvin Harrison	1993
9.	19.4 (41/797)	Quinton Spotwood	1997
10.	19.2 (20/383)	Jim Turner	1996
	19.2 (24/461)	Mike Williams	2006

Career (min. 40 receptions)

	Avg. (Rec/Yards)	Name	Years
1.	20.7 (63/1,307)	Tommy Kane	1985-87
2.	20.2 (135/2,728)	Marvin Harrison	1992-95
3.	20.0 (106/2,122)	Rob Moore	1987-89
4.	19.6 (50/981)	Jim Turner	1994-97
5.	19.1 (52/991)	Lonnie Allgood	1973-75
6.	18.7 (56/1,049)	Taj Smith	2006-07
7.	18.1 (73/1,318)	Qadry Ismail	1989-92
8.	17.8 (93/1,656)	Rob Carpenter	1989-90
9.	17.4 (88/1,535)	Johnnie Morant	2000-03
10.	16.9 (93/1,574)	Mike Siano	1982-85
	16.9 (62/1,047)	Pat Woodcock	1997-00
	16.9 (57/963)	Jamel Riddle	2000-02

MOST RECEIVING YARDS PER GAME

Season (min. 700 yards)

	Avg. (G/Yards)	Name	Year
1.	123.5 (12/1,482)	Amba Etta-Tawo	2016
2.	106.6 (7/746)	Mike Williams	2009
3.	102.8 (11/1,131)	Marvin Harrison	1995
4.	96.7 (11/1,064)	Rob Moore	1989
5.	89.2 (12/1,070)	Alec Lemon	2012
6.	88.0 (11/968)	Tommy Kane	1987
7.	85.2 (11/937)	Shelby Hill	1993
8.	81.4 (11/895)	Rob Carpenter	1990
9.	81.3 (11/894)	Kevin Johnson	1998
10.	77.5 (11/852)	Mike Siano	1985

Career (min. 1,500 yards)

	Avg. (G/Yards)	Name	Years
1.	75.8 (28/2,122)	Rob Moore	1987-89
2.	72.0 (23/1,656)	Rob Carpenter	1989-90
3.	70.5 (29/2,044)	Mike Williams	2006-07, 09
4.	63.4 (43/2,728)	Marvin Harrison	1992-95
5.	54.1 (48/2,596)	Alec Lemon	2009-12
6.	52.2 (44/2,296)	Shelby Hill	1990-93
7.	50.8 (31/1,574)	Mike Siano	1982-85
8.	48.0 (44/2,111)	Scott Schwedes	1983-86
9.	47.0 (35/1,644)	Art Monk	1976-79
10.	46.6 (34/1,584)	Kevin Johnson	1995-98

RECEIVING LEADERS BY CLASS (RECEPTIONS)

	Freshman	Year	Rec
1.	Shelby Hill	1990	33
2.	Alec Lemon	2009	29
3.	Brisly Estime	2013	28
4.	Steve Ishmael	2014	27
5.	Mike Williams	2006	24

	Sophomore	Year	Rec
1.	Mike Williams	2007	60
2.	Ashton Broyld	2013	52
3.	Jarrold West	2012	43
4.	Art Monk	1977	41
	Marvin Harrison	1993	41
	Quinton Spotwood	1997	41

	Junior	Year	Rec
1.	Ervin Phillips	2016	90
2.	Alec Lemon	2011	68
3.	Steve Ishmael	2016	48
4.	Tommy Kane	1987	44
	Rob Moore	1988	44
	Taj Smith	2007	44

	Senior	Year	Rec
1.	Amba Etta-Tawo	2016	94
2.	Alec Lemon	2012	72
3.	Marcus Sales	2012	64
4.	Kevin Johnson	1998	60
5.	Shelby Hill	1993	56
	Marvin Harrison	1995	56

RECEIVING LEADERS BY CLASS (YARDS)

	Freshman	Year	Yds
1.	Shelby Hill	1990	558
2.	Mike Williams	2006	461
3.	Steve Ishmael	2014	415
4.	Quinton Spotwood	1996	326
5.	Alec Lemon	2009	295

	Sophomore	Year	Yds
1.	Mike Williams	2007	837
2.	Marvin Harrison	1993	813
3.	Quinton Spotwood	1997	797
4.	Rob Carpenter	1989	761
5.	Art Monk	1977	590

	Junior	Year	Yds
1.	Alec Lemon	2011	834
2.	Taj Smith	2007	822
	Ervin Phillips	2016	822
4.	Rob Moore	1988	797
5.	Marvin Harrison	1994	761

	Senior	Year	Yds
1.	Amba Etta-Tawo	2016	1,482
2.	Marvin Harrison	1995	1,131
3.	Alec Lemon	2012	1,070
4.	Rob Moore	1989	1,064
5.	Tommy Kane	1987	968

YEAR-BY-YEAR RECEIVING LEADERS (YARDS)

Year	Name	Rec	Yds	Avg.	TD
1946	Paul McKee	12	245	20.4	4
1947	Bob Schiffner	8	151	18.9	2
1948	George Urban	13	205	15.8	0
1949	Bob Young	12	296	24.7	2
1950	Joe Szombathy	20	257	12.9	1
1951	Joe Szombathy	11	223	20.3	1
1952	Mark Hoffman	9	217	24.1	3
1953	Bruce Yancey	14	226	16.1	3
1954	Tom Richardson	6	107	17.8	0
1955	Jim Ridlon	6	176	29.3	5
1956	Jim Ridlon	8	153	19.1	2
1957	Glenn Preising	9	215	23.8	1
1958	Dave Baker	10	231	23.1	2
1959	Gerald Skoniecki	13	256	19.7	3
1960	Fred Mautino	14	171	12.2	0
1961	John Mackey	15	321	21.4	4
1962	John Mackey	8	131	16.4	1
1963	Michael Koski	5	202	40.4	3
1964	Floyd Little	16	248	15.5	1
1965	Floyd Little	21	248	11.8	1
1966	Oley Allen	7	201	28.7	2
1967	Tom Coughlin	26	257	9.9	2
1968	John Massis	29	400	13.8	2
1969	Tony Gabriel	30	419	14.0	3
1970	Tony Gabriel	28	402	14.4	7
1971	Gary Sweat	23	345	15.0	0
1972	Brian Hambleton	15	156	10.4	1
1973	Joe Brennan	19	290	15.3	1
1974	Lonnie Allgood	22	477	21.7	2
1975	Lonnie Allgood	27	477	17.7	1
1976	Don Magee	13	271	20.8	2
1977	Art Monk	41	590	14.4	4
1978	Art Monk	19	293	15.4	2
1979	Art Monk	40	716	17.9	3
1980	Tony Sidor	23	288	12.5	1
1981	Willie Sydnor	29	418	14.4	2
1982	Nick Bruckner	24	374	15.6	1
1983	Mike Siano	20	341	17.1	2
1984	Scott Schwedes	37	506	13.7	3
1985	Mike Siano	46	852	18.5	8
1986	Scott Schwedes	47	652	13.9	6
1987	Tommy Kane	44	968	22.0	14
1988	Rob Moore	44	797	18.1	11
1989	Rob Moore	53	1,064	20.1	9
1990	Rob Carpenter	52	895	17.2	5
1991	Qadry Ismail	37	693	18.7	3
1992	Qadry Ismail	36	625	17.4	2
1993	Shelby Hill ^	56	937	16.7	4
1994	Marvin Harrison ^	36	761	21.1	5
1995	Marvin Harrison ^	56	1,131	20.2	8
1996	Jim Turner	20	383	19.2	2
1997	Quinton Spotwood	41	797	19.4	8
1998	Kevin Johnson	60	894	14.9	9
1999	Pat Woodcock	24	402	16.8	3
2000	Pat Woodcock	29	453	15.6	2
2001	Johnnie Morant	18	409	22.7	2
2002	Jamel Riddle	41	626	15.3	5
2003	Johnnie Morant	46	799	17.4	5
2004	Jared Jones	43	621	14.4	3
2005	Rice Moss	26	359	13.8	0
2006	Mike Williams	24	461	19.2	4
2007	Mike Williams	60	837	14.0	10
2008	Donte Davis	29	312	10.8	2
2009	Mike Williams	49	746	15.2	6
2010	Van Chew	41	611	14.9	5
2011	Alec Lemon	68	834	12.3	6
2012	Alec Lemon ^	72	1,070	14.9	7
2013	Ashton Broyld	52	452	8.7	0
2014	Jarrold West	49	700	14.3	0
2015	Steve Ishmael	39	570	14.6	7
2016	Amba Etta-Tawo #	94	1,482	15.8	14

^ - BIG EAST leader (ranked on yards per game)

- ACC leader (ranked on yards per game)

YEAR-BY-YEAR RECEIVING LEADERS (RECEPTIONS)

Year	Name	Rec	Yds	Avg.	TD
1946	Paul McKee	12	245	20.4	4
1947	Angelo Acocella	8	100	12.5	0
1948	George Urban	13	205	15.8	0
1949	Jim Dragotta	14	194	13.9	1
1950	Joe Szombathy	20	257	12.9	1
1951	Joe Szombathy	11	223	20.3	1
1952	Joe Szombathy	21	178	8.5	1
1953	Ray Perkins	18	212	11.8	2
1954	Tom Richardson	6	107	17.8	0
1955	Don Althouse	10	173	17.3	2
1956	Jim Ridlon	8	153	19.1	2
1957	Dick Lasse	16	202	12.6	0
1958	Gerhard Schwedes	13	117	9.0	0
1959	Fred Mautino	17	215	12.6	2
1960	Fred Mautino	14	171	12.2	0
1961	Ernie Davis	16	157	9.8	2
1962	John Mackey	8	131	16.4	1
1963	Dick Bowman	10	190	19.0	1
1964	Floyd Little	16	248	15.5	1
1965	Floyd Little	21	248	11.8	1
1966	Ed Schreck	14	175	12.5	1
1967	Tom Coughlin	26	257	9.9	2
1968	John Massis	29	400	13.8	2
1969	Tony Gabriel	30	419	14.0	3
1970	Tony Gabriel	28	402	14.4	7
1971	Rick Steiner	24	310	12.9	2
1972	Brian Hambleton	15	156	10.4	1
1973	Bob Petchel	22	183	8.3	0
1974	Lonnie Allgood	22	477	21.7	2
1975	Lonnie Allgood	27	477	17.7	1
1976	Mike Jones	16	240	15.0	1
1977	Art Monk	41	590	14.4	4
1978	Art Monk	19	293	15.4	2
1979	Art Monk	40	716	17.9	3
1980	Tony Sidor	23	288	12.5	1
1981	Willie Sydnor	29	418	14.4	2
1982	Nick Bruckner	24	374	15.6	1
1983	Scott Schwedes	21	261	12.4	1
1984	Scott Schwedes	37	506	13.7	3
1985	Mike Siano	46	852	18.5	8
1986	Scott Schwedes	47	652	13.9	6
1987	Tommy Kane	44	968	22.0	14
1988	Rob Moore	44	797	18.1	11
1989	Rob Moore	53	1,064	20.1	9
1990	Rob Carpenter	52	895	17.2	5
1991	Qadry Ismail	37	693	18.7	3
1992	Qadry Ismail	36	625	17.4	2
1993	Shelby Hill	56	937	16.7	4
1994	Marvin Harrison	36	761	21.1	5
1995	Marvin Harrison	56	1,131	20.2	8
1996	Deon Maddox	23	344	15.0	1
1997	Quinton Spotwood	41	797	19.4	8
1998	Kevin Johnson	60	894	14.9	9
1999	Quinton Spotwood	32	380	11.9	3
2000	Pat Woodcock	29	453	15.6	2
2001	Maurice Jackson	19	254	13.4	2
2002	Jamel Riddle	41	626	15.3	5
2003	Johnnie Morant	46	799	17.4	5
2004	Jared Jones	43	621	14.4	3
2005	Tim Lane	27	341	12.6	1
2006	Tom Ferron	30	351	11.7	2
2007	Mike Williams	60	837	14.0	10
2008	Donte Davis	29	312	10.8	2
2009	Mike Williams	49	746	15.2	6
2010	Van Chew	41	611	14.9	5
2011	Alec Lemon	68	834	12.3	6
2012	Alec Lemon ^	72	1,070	14.9	7
2013	Ashton Broyld	52	452	8.7	0
2014	Jarrold West	49	700	14.3	0
2015	Steve Ishmael	39	570	14.6	7
2016	Amba Etta-Tawo #	94	1,482	15.8	14

^ - BIG EAST leader (ranked on receptions per game)

- ACC leader (ranked on receptions per game)

TOP RECEIVING GAMES BY NUMBER OF RECEPTIONS

Syracuse

		Rec	Yds	TD	Opponent	Date
1.	Art Monk	14	188	2	Navy	11/5/1977
	Ervin Phillips	14	87	1	Colgate	9/2/2016
2.	Mike Williams	13	186	2	USF	10/3/2009
	Amba Etta-Tawo	13	178	5	Pittsburgh	11/26/2016
4.	Marcus Sales	12	129	1	Northwestern	9/1/2012
	Alec Lemon	12	244	2	Missouri	11/17/2012
	Amba Etta-Tawo	12	210	1	Colgate	9/2/2016
	Amba Etta-Tawo	12	270	2	Connecticut	9/24/2016
8.	Shelby Hill	11	176	0	Cincinnati	9/25/1993
	Kevin Johnson	11	196	2	West Virginia	11/7/1998
	Mike Williams	11	209	2	Northwestern	9/19/2009
	Ervin Phillips	11	139	1	Virginia Tech	10/15/2016
	Ervin Phillips	11	107	0	Pittsburgh	11/26/2016

Opponents

		Rec	Yds	TD	Date
1.	Eric Page, Toledo	14	168	0	9/24/2011
	Noel Thomas, Connecticut	14	111	0	9/24/2016
3.	Joe Albano, Army	13	166	2	11/7/1970
4.	Mickey Walczak, West Virginia	12	84	0	11/21/1981
	Doug Gabriel, UCF	12	206	0	11/2/2002
	Michael Ford, Wyoming	12	110	0	9/30/2006
	Harry Douglas, Louisville	12	205	1	9/22/2007
	Tyler Boyd, Pittsburgh	12	93	0	10/24/2015
	Artavis Scott, Clemson	12	73	0	11/14/2015
10.	Tom Rogers, Colgate	11	187	0	10/31/1981
	Albert Smith, Rutgers	11	91	0	11/23/1985
	Wesley Carroll, Miami (Fla.)	11	97	1	11/24/1990
	Allen Williams, Maryland	11	84	0	11/19/1994
	Lance Moore, Toledo	11	114	1	9/27/2003
	Marcus Barnett, Cincinnati	11	127	3	11/24/2007
	Mardy Gilyard, Cincinnati	11	114	0	11/29/2008
	Marqise Lee, USC	11	66	3	9/8/2012

MOST 100-YARD GAMES

Season

No.	Name	Year
1.	7 Amba Etta-Tawo	2016
2.	6 Rob Moore	1989
	6 Marvin Harrison	1995
4.	5 Tommy Kane	1987
	5 Shelby Hill	1993
	5 Alec Lemon	2012

Career

No.	Name	Years
1.	13 Marvin Harrison	1992-95
2.	9 Rob Moore	1987-89
	9 Alec Lemon	2009-12
4.	8 Shelby Hill	1990-93
5.	7 Amba Etta-Tawo	2016

MOST CONSECUTIVE 100-YARD GAMES

Season	Name	Year
5	Amba Etta-Tawo	2016
3	Tommy Kane	1987
3	Rob Moore	1989
3	Marvin Harrison	1994
3	Marvin Harrison	1995
3	Marcus Sales	2012
3	Alec Lemon	2012
Overall	5 Amba Etta-Tawo	2016
	4 Marcus Sales	2010, 12

ALL-TIME 100-YARD RECEIVING GAMES (132)

Yds	Name	Opponent	Year
270	Amba Etta-Tawo	Connecticut	2016
249	Scott Schwedes	Boston College	1985
244	Alec Lemon	Missouri	2012
229	David Tyree	Virginia Tech	2002
213	Marvin Harrison	West Virginia	1995
210	Amba Etta-Tawo	Colgate	2016
209	Mike Williams	Northwestern	2009
196	Kevin Johnson	West Virginia	1998
193	Tommy Kane	Colgate	1987
191	Marvin Harrison	Temple	1994
188	Art Monk	Navy	1977
186	Mike Williams	USF	2009
184	Marvin Harrison	Minnesota	1995
180	Marvin Harrison	East Carolina	1993
179	Alec Lemon	USF	2011
178	Carl Karilivacz	Fordham	1951
178	Amba Etta-Tawo	Pittsburgh	2016
176	Shelby Hill	Cincinnati	1993
176	Jamel Riddle	Rhode Island	2002
176	Alec Lemon	Louisville	2012
174	Mike Siano	Kent State	1985
173	Marvin Harrison	Clemson ('96 Gator Bowl)	1995
173	Taj Smith	Louisville	2007
172	Marcus Sales	Kansas St. (Pinstripe Bowl)	2010
170	Rob Moore	Pittsburgh	1989
166	Alec Lemon	Connecticut	2012
163	Tommy Kane	Penn State	1987
161	Jarrold West	NC State	2014
160	Johnnie Morant	North Carolina	2003
160	Mike Williams	Cincinnati	2007
157	Alec Lemon	Connecticut	2011
155	Marvin Harrison	Rutgers	1993
155	Quinton Spotwood	NC State	1997
155	Maurice Jackson	Virginia Tech	2000
147	Jarrold West	Wagner	2013



Alec Lemon led SU in receiving yardage in both 2011 and 2012.



All-American Rob Moore holds the Orange career record for most receiving touchdowns (22).



Amba Etta-Tawo set the Orange season record with seven 100-yard receiving games in 2016.

Yds	Name	Opponent
146	Marvin Harrison	Oklahoma
145	Jamel Riddle	Temple
144	Rob Carpenter	Louisville
144	Pat Woodcock	Brigham Young
144	Amba Etta-Tawo	Boston College
142	Rob Moore	Rutgers
141	Lonnie Allgood	Penn State
141	Qadry Ismail	Maryland
141	Johnnie Morant	Louisville
140	Rob Carpenter	Army
140	Alec Lemon	Connecticut
139	Ervin Phillips	Virginia Tech
138	Rob Moore	Navy
138	Marvin Harrison	East Carolina
136	Johnnie Morant	West Virginia
136	Jared Jones	Pittsburgh
135	Quinton Spotwood	Central Michigan
134	Art Monk	Pittsburgh
134	Shelby Hill	Vanderbilt
134	Van Chew	Rhode Island
134	Amba Etta-Tawo	Notre Dame
131	Brisly Estime	Virginia Tech
129	Marcus Sales	Northwestern
128	Marvin Harrison	Pittsburgh
127	Deval Glover	Boston College
126	Rob Carpenter	Rutgers
126	Taj Smith	Cincinnati
125	Tommy Kane	Maryland
124	Mark Hoffman	Fordham
124	Don Magee	Pittsburgh
123	Rob Moore	West Virginia
123	Amba Etta-Tawo	USF
122	Shelby Hill	Ohio State
122	Kevin Johnson	Oklahoma
120	Marvin Harrison	Rutgers
120	Jamel Riddle	Temple
119	Mike Siano	Rutgers
118	Rob Carpenter	Boston College
118	Kevin Johnson	Virginia Tech
117	Marcus Sales	Stony Brook
116	Rob Moore	Temple
116	Shelby Hill	East Carolina
116	Rice Moss	Louisville
115	Tony Gabriel	Maryland
115	Bruce Semall	Penn State
115	Shelby Hill	Texas
114	Art Monk	Ohio State
114	Mike Siano	Temple
114	Rob Moore	Boston College
114	Rob Moore	Navy

Year	Yds	Name	Opponent
1994	114	Steve Ishmael	Pittsburgh
2002	113	Tommy Kane	Miami (Ohio)
1989	113	Marvin Harrison	Virginia Tech
2000	113	Mike Williams	Buffalo
2016	113	Taj Smith	Buffalo
1988	113	Van Chew	Maine
1974	112	Kevin Johnson	Tulane
1991	111	Rob Moore	Virginia Tech
2003	110	Thomas Lehr	Penn State
1990	110	Willie Sydnor	Maryland
2009	110	Rob Moore	Florida State
2016	110	Shelby Hill	Temple
1988	109	Quinton Spotwood	Pittsburgh
1995	109	Taj Smith	Pittsburgh
2003	108	Don Magee	Temple
2004	108	Scott Schwedes	West Virginia
1999	108	Shelby Hill	Virginia Tech
1977	108	Alec Lemon	Pittsburgh
1991	108	Steve Ishmael	Boston College
2011	107	Chris Gedney	Pittsburgh
2016	107	Marvin Harrison	Pittsburgh
2016	107	Quinton Spotwood	Tulane
2012	107	Ervin Phillips	Pittsburgh
1993	106	Don Willis	John Carroll
1988	106	Oley Allen	Pittsburgh
1989	106	Art Monk	Boston College
2007	106	Taj Smith	Illinois
1987	106	Alec Lemon	Minnesota
1952	105	Pat Kelly	Pittsburgh
1976	105	Chris Gedney	Rutgers
1989	104	Marvin Harrison	Eastern Michigan
2016	104	Quinton Spotwood	East Carolina
1992	104*	Damien Rhodes	Cincinnati
1997	104	Marcus Sales	USC
1995	103	Pete Brokaw	Colgate
2001	103	Chris Gedney	West Virginia
1985	103	Shelby Hill	Ball State
1990	103	Johnnie Morant	Notre Dame
1998	103	Jarrod West	Notre Dame
2012	103	Amba Etta-Tawo	Louisville
1989	101	Lonnie Allgood	West Virginia
1993	101	Deval Glover	Penn State
2005	101	Qadry Ismail	East Carolina
1969	101	Kevin Johnson	Kansas State (Fiesta Bowl)
1977	101	Alec Lemon	Cincinnati
1992	100	Tommy Kane	Pittsburgh
1979	100	Marcus Sales	Rutgers
1985			
1989			

* - Statistics vacated by NCAA

100-YARD RECEIVING GAMES BY PLAYER

Marvin Harrison (13)

213 yards	West Virginia	1995
191 yards	Temple	1994
184 yards	Minnesota	1995
180 yards	East Carolina	1993
173 yards	Clemson ('96 Gator Bowl)	1995
155 yards	Rutgers	1993
146 yards	Oklahoma	1994
138 yards	East Carolina	1995
128 yards	Pittsburgh	1993
120 yards	Rutgers	1995
113 yards	Virginia Tech	1994
107 yards	Pittsburgh	1994
104 yards	Eastern Michigan	1995

Alec Lemon (9)

244 yards	Missouri	2012
179 yards	USF	2011
176 yards	Louisville	2012
166 yards	Connecticut	2012
157 yards	Connecticut	2011
140 yards	Connecticut	2009
108 yards	Pittsburgh	2010
106 yards	Minnesota	2012
101 yards	Cincinnati	2012

Rob Moore (9)

170 yards	Pittsburgh	1989
142 yards	Rutgers	1988
138 yards	Navy	1988
123 yards	West Virginia	1989
116 yards	Temple	1989
114 yards	Boston College	1989
114 yards	Navy	1989
111 yards	Virginia Tech	1988
110 yards	Florida State	1989

Shelby Hill (8)

176 yards	Cincinnati	1993
134 yards	Vanderbilt	1991
122 yards	Ohio State	1992
116 yards	East Carolina	1993
115 yards	Texas	1992
110 yards	Temple	1993
108 yards	Virginia Tech	1993
103 yards	Ball State	1993

Amba Etta-Tawo (7)

270 yards	Connecticut	2016
210 yards	Colgate	2016
178 yards	Pittsburgh	2016
144 yards	Boston College	2016
134 yards	Notre Dame	2016
123 yards	USF	2016
103 yards	Louisville	2016

Kevin Johnson (5)

196 yards	West Virginia	1998
122 yards	Oklahoma	1997
118 yards	Virginia Tech	1998
112 yards	Tulane	1997
101 yards	Kansas State (Fiesta Bowl)	1997

Tommy Kane (5)

193 yards	Colgate	1987
163 yards	Penn State	1987
125 yards	Maryland	1987
113 yards	Miami (Ohio)	1987
100 yards	Pittsburgh	1987

Marcus Sales (5)

172 yards	Kansas State (Pinstripe Bowl)	2010
129 yards	Northwestern	2012
117 yards	Stony Brook	2012
104 yards	USC	2012
100 yards	Rutgers	2012

Taj Smith (5)

173 yards	Louisville	2007
126 yards	Cincinnati	2007
113 yards	Buffalo	2007
109 yards	Pittsburgh	2007
106 yards	Illinois	2006

Quinton Spotwood (5)

155 yards	NC State	1997
135 yards	Central Michigan	1999
109 yards	Pittsburgh	1997
107 yards	Tulane	1996
104 yards	East Carolina	1997

Rob Carpenter (4)

144 yards	Louisville	1989
140 yards	Army	1990
126 yards	Rutgers	1989
118 yards	Boston College	1990

Art Monk (4)

188 yards	Navy	1977
134 yards	Pittsburgh	1977
114 yards	Ohio State	1979
106 yards	Boston College	1979

Johnnie Morant (4)

160 yards	North Carolina	2003
141 yards	Louisville	2003
136 yards	West Virginia	2003
103 yards	Notre Dame	2003

Mike Williams (4)

209 yards	Northwestern	2009
186 yards	USF	2009
160 yards	Cincinnati	2007
113 yards	Buffalo	2007



Chris Gedney, a unanimous All-American in 1992, recorded more career 100-yard receiving games (3) than any other tight end in team history.

Chris Gedney (3)

107 yards	Pittsburgh	1991
105 yards	Rutgers	1992
103 yards	West Virginia	1992

Jamel Riddle (3)

176 yards	Rhode Island	2002
145 yards	Temple	2002
120 yards	Temple	2001

Mike Siano (3)

174 yards	Kent State	1985
119 yards	Rutgers	1985
114 yards	Temple	1985

Jarrod West (3)

161 yards	NC State	2014
147 yards	Wagner	2013
103 yards	Notre Dame	2014

Lonnie Allgood (2)

141 yards	Penn State	1974
101 yards	West Virginia	1974

Van Chew (2)

134 yards	Rhode Island	2011
113 yards	Maine	2010

Deval Glover (2)

127 yards	Boston College	1988
101 yards	Penn State	1988

Steve Ishmael (2)

114 yards	Pittsburgh	2015
108 yards	Boston College	2016

Qadry Ismail (2)

141 yards	Maryland	1991
101 yards	East Carolina	1991

Don Magee (2)

124 yards	Pittsburgh	1976
108 yards	Temple	1976

Ervin Philips (2)

139 yards	Virginia Tech	2016
107 yards	Pittsburgh	2016

Scott Schwedes (2)

249 yards	Boston College	1985
108 yards	West Virginia	1986

17 Players (1)

229	David Tyree	Virginia Tech	2002
178	Carl Karilivacz	Fordham	1951
155	Maurice Jackson	Virginia Tech	2000
144	Pat Woodcock	Brigham Young	2000
136	Jared Jones	Pittsburgh	2004
131	Brisly Estime	Virginia Tech	2016
124	Mark Hoffman	Fordham	1952
116	Rice Moss	Louisville	2005
115	Tony Gabriel	Maryland	1969
115	Bruce Semall	Penn State	1977
110	Thomas Lehr	Penn State	1949
110	Willie Sydnor	Maryland	1981
106	Don Willis	John Carroll	1950
106	Oley Allen	Pittsburgh	1966
105	Pat Kelly	Pittsburgh	1987
104 *	Damien Rhodes	Cincinnati	2005
103	Pete Brokaw	Colgate	1959

* - Statistics vacated by NCAA



Current quarterback Eric Dungey has four games of at least 400 yards of total offense in his career and tops the SU all-time list with an average of 271.8 total yards per game.

MOST YARDS

Game	Yds	Name	Date
1.	512	Ryan Nassib vs. Northwestern	9/1/2012
2.	489	Zack Mahoney at Pittsburgh	11/26/2016
3.	488	Eric Dungey at Boston College	10/22/2016
4.	476	Marvin Graves vs. Rutgers	10/10/1992
5.	421	Andrew Robinson at Louisville	9/22/2007
6.	417	Eric Dungey vs. Virginia Tech	10/15/2016
7.	412	Eric Dungey at Connecticut	9/24/2016
	412	Eric Dungey vs. Notre Dame	10/1/2016
9.	404	Ryan Nassib vs. Missouri	11/17/2012
10.	400	Kevin Mason at Temple	10/22/1994

Season	Yds	Name	Year
1.	3,891	Ryan Nassib	2012
2.	2,972	Eric Dungey	2016
3.	2,892	Donovan McNabb	1997
4.	2,724	Ryan Nassib	2011
5.	2,696	Marvin Graves	1993
6.	2,540	Don McPherson	1987
7.	2,527	Donovan McNabb	1998
8.	2,429	Marvin Graves	1992
9.	2,426	R.J. Anderson	2003
10.	2,350	Don McPherson	1986

Career	Yds	Name	Years
1.	9,950	Donovan McNabb	1995-98
2.	9,358	Ryan Nassib	2009-12
3.	8,755	Marvin Graves	1990-93
4.	7,063	Don McPherson	1983-87
5.	5,949	Bill Hurley	1975-79
6.	5,347	R.J. Anderson	2000-03
7.	5,180 ¹	Perry Patterson	2003-06
8.	4,880	Troy Nunes	1999-02
9.	4,621	Eric Dungey	2015-
10.	4,299	Joe Morris	1978-81

MOST YARDS PER GAME

Season (min. 1,000 yards)	Avg. (G/Yds)	Name	Year
1.	330.2 (9/2,972)	Eric Dungey	2016
2.	299.3 (13/3,891)	Ryan Nassib	2012
3.	245.1 (11/2,696)	Marvin Graves	1993
4.	241.0 (12/2,892)	Donovan McNabb	1997
5.	230.9 (11/2,540)	Don McPherson	1987
6.	229.7 (11/2,527)	Donovan McNabb	1998
7.	227.0 (12/2,724)	Ryan Nassib	2011
8.	220.8 (11/2,429)	Marvin Graves	1992
9.	213.6 (11/2,350)	Don McPherson	1986
10.	206.1 (8/1,649)	Eric Dungey	2015

Career (min. 2,500 yards)	Avg. (G/Yds)	Name	Years
1.	271.8 (17/4,621)	Eric Dungey	2015-
2.	221.1 (45/9,950)	Donovan McNabb	1995-98
3.	203.6 (43/8,755)	Marvin Graves	1990-93
4.	195.0 (48/9,358)	Ryan Nassib	2009-12
5.	181.1 (39/7,063)	Don McPherson	1983-87
6.	179.7 (19/3,415)	Terrel Hunt	2012-15
7.	135.2 (44/5,949)	Bill Hurley	1975-79
8.	128.7 (29/3,732)	Dave Warner	1978-81
9.	127.3 (42/5,347)	R.J. Anderson	2000-03
10.	126.3 (41/5,180) ²	Perry Patterson	2003-06

KEY


- 1 - Includes 5,152 yards from 2004-06 vacated by NCAA
 2 - Includes 35 games played and 5,152 yards from 2004-06 vacated by NCAA

YEAR-BY-YEAR TOTAL OFFENSE LEADERS

Year	Name	Rush	Pass	Total
1946	John Manderino	395	189	584
1947	Ed Dolan	342	168	510
1948	Bernie Custis	130	721	851
1949	Bernie Custis	52	1,121	1,173
1950	Bernie Custis	189	775	964
1951	Avatus Stone	149	358	507
1952	Pat Stark	9	1,035	1,044
1953	Pat Stark	37	1,045	1,082
1954	Ray Perkins	499	0	499
1955	Jim Brown	666	0	666
1956	Jim Brown	986	76	1,062
1957	Chuck Zimmerman	53	770	823
1958	Chuck Zimmerman	101	645	746
1959	Dave Sarette	116	763	879
1960	Ernie Davis	877	23	900
1961	Ernie Davis	823	74	897
1962	Walley Mahle	303	455	758
1963	Rich King	102	675	777
1964	Jim Nance	951	0	951
1965	Floyd Little	1,065	10	1,075
1966	Larry Csonka	1,012	0	1,012
1967	Rick Cassata	474	992	1,466
1968	Paul Paolitto	-39	939	900
1969	Randy Zur	195	816	1,011
1970	Marty Januszkievicz	769	0	769
1971	Bob Woodruff	72	910	982
1972	Bob Woodruff	-24	649	625
1973	Bob Mitch	448	722	1,170
1974	Jim Donoghue	196	938	1,134
1975	Jim Donoghue	280	832	1,112
1976	Bill Hurley	716	638	1,354
1977	Bill Hurley	625	1,455	2,080
1978	Joe Morris	1,001	0	1,001
1979	Bill Hurley	813	1,276	2,089
1980	Dave Warner	532	1,008	1,540
1981	Dave Warner	418	1,445	1,863
1982	Todd Norley	13	833	846
1983	Todd Norley	-57	999	942
1984	Jamie Covington	745	0	745
1985	Don McPherson	489	1,469	1,958
1986	Don McPherson	523	1,827	2,350
1987	Don McPherson	199	2,341	2,540
1988	Todd Philcox	1	2,076	2,077
1989	Bill Scharr	-47	1,625	1,578
1990	Marvin Graves	155	1,711	1,866
1991	Marvin Graves	-148	1,912	1,764
1992	Marvin Graves	133	2,296	2,429
1993	Marvin Graves	149	2,547	2,696
1994	Kevin Mason	369	1,627	1,996
1995	Donovan McNabb	261	1,991	2,252
1996	Donovan McNabb	458	1,776	2,234
1997	Donovan McNabb	404	2,488	2,892
1998	Donovan McNabb	438	2,134	2,572
1999	Troy Nunes	157	1,141	1,298
2000	Troy Nunes	106	1,366	1,472
2001	R.J. Anderson	245	1,123	1,368
2002	Troy Nunes	24	1,337	1,361
2003	R.J. Anderson	262	2,164	2,426
2004	Perry Patterson *	143	1,851	1,994
2005	Perry Patterson *	-37	1,504	1,467
2006	Perry Patterson *	-174	1,865	1,691
2007	Andrew Robinson	-39	2,192	2,153
2008	Cameron Dantley	-56	1,298	1,242
2009	Greg Paulus	-12	2,024	2,012
2010	Ryan Nassib	-39	2,334	2,295
2011	Ryan Nassib	39	2,685	2,724
2012	Ryan Nassib ^	142	3,749	3,891
2013	Terrel Hunt	500	1,638	2,138
2014	Terrel Hunt	292	983	1,275
2015	Eric Dungey	351	1,298	1,649
2016	Eric Dungey	293	2,679	2,972

^ - BIG EAST leader (ranked on yards per game)

* - Statistics vacated by NCAA



Rich King averaged a school-record 15.2 yards per play in SU's 50-0 shutout of Richmond on Nov. 16, 1963.



In 2016, Zack Mahoney was responsible for seven of the Orange's nine touchdowns at Pittsburgh, including five TD passes.

MOST PLAYS

Game

Plays	Name	Date
1. 78	Ryan Nassib vs. Northwestern	9/1/2012
2. 77	Eric Dungey vs. Virginia Tech	10/15/2016
3. 74	Zack Mahoney at Pittsburgh	11/26/2016
4. 68	Eric Dungey vs. Notre Dame	10/1/2016
5. 67	Eric Dungey vs. Louisville	9/9/2016
6. 64	Andrew Robinson vs. Cincinnati	11/24/2007
7. 60	Terrel Hunt vs. Boston College	11/30/2013
60	Eric Dungey vs. USF	9/17/2016
9. 58	Bill Hurley vs. Penn State	10/15/1977
10. 57	Don McPherson at Boston College	11/15/1986

Season

Plays	Name	Year
1. 555	Ryan Nassib	2012
2. 480	Ryan Nassib	2011
3. 480	Eric Dungey	2016
4. 460	Don McPherson	1986
5. 424	Ryan Nassib	2010
6. 409	R.J. Anderson	2003
7. 401	Bill Hurley	1977
8. 387	Andrew Robinson	2007
9. 386	Donovan McNabb	1998
10. 382	Marvin Graves	1993
382 *	Perry Patterson	2006

Career

Plays	Name	Years
1. 1,554	Ryan Nassib	2009-12
2. 1,403	Donovan McNabb	1995-98
3. 1,377	Marvin Graves	1990-93
4. 1,181	Don McPherson	1983-87
5. 1,150	Bill Hurley	1975-79
6. 1,094 ¹	Perry Patterson	2003-06
7. 1,001	R.J. Anderson	2000-03
8. 855	Troy Nunes	1999-02
9. 814	Joe Morris	1978-81
10. 757	Dave Warner	1978-81

KEY

¹ - Includes 1,088 plays from 2004-06 vacated by NCAA

* - Statistics vacated by NCAA

HIGHEST AVERAGE YARDS PER PLAY

Game (min. 10 plays)

Avg. (Plays/Yds)	Name	Date
1. 15.2 (14/213)	Rich King vs. Richmond	11/16/1963
2. 15.0 (17/255)	Don McPherson vs. Colgate	10/24/1987
3. 14.4 (33/476)	Marvin Graves vs. Rutgers	10/10/1992
4. 14.3 (21/301)	R.J. Anderson vs. Rhode Island	9/14/2002
14.3 (10/143)	Eric Dungey vs. Central Michigan	9/19/2015
6. 13.9 (27/375)	Don McPherson vs. Penn State	10/17/1987
7. 13.7 (25/343)	Marvin Graves at Pittsburgh	10/16/1993
8. 13.2 (22/290)	Marvin Graves vs. Ball State	9/4/1993
9. 12.9 (10/129)	Jim Brown vs. Boston University	10/8/1955
10. 12.8 (33/421)	Andrew Robinson at Louisville	9/22/2007

Season (min. 100 plays)

Avg. (Plays/Yds)	Name	Year
1. 7.8 (112/877)	Ernie Davis	1960
2. 7.7 (375/2,892)	Donovan McNabb	1997
3. 7.5 (339/2,540)	Don McPherson	1987
4. 7.2 (312/2,234)	Donovan McNabb	1996
5. 7.1 (382/2,696)	Marvin Graves	1993
6. 7.0 (555/3,891)	Ryan Nassib	2012
7. 6.9 (115/797)	James Mungro	2000
8. 6.8 (130/879)	Dave Sarette	1959
6.8 (307/2,077)	Todd Philcox	1988
6.8 (330/2,252)	Donovan McNabb	1995

Career (min. 250 plays)

Avg. (Plays/Yds)	Name	Years
1. 7.1 (1,403/9,950)	Donovan McNabb	1995-98
2. 6.8 (366/2,493)	Ernie Davis	1959-61
3. 6.5 (275/1,786)	Bill Scharr	1987-89
4. 6.4 (327/2,109)	Todd Philcox	1985-88
6.4 (1,377/8,755)	Marvin Graves	1990-93
6.2 (747/4,621)	Eric Dungey	2015-
7. 6.0 (1,181/7,063)	Don McPherson	1983-87
6.0 (396/2,377)	Kevin Mason	1991-94
6.0 (336/2,012)	Greg Paulus	2009
6.0 (1,554/9,348)	Ryan Nassib	2009-12

TOTAL OFFENSE LEADERS BY CLASS

Freshman	Year	Yds
1. Donovan McNabb	1995	2,252
2. Marvin Graves	1990	1,866
3. Eric Dungey	2015	1,649
4. Troy Nunes	1999	1,298
5. Joe Morris	1978	1,001

Sophomore	Year	Yds
1. Eric Dungey	2016	2,972
2. Ryan Nassib	2010	2,295
3. Donovan McNabb	1995	2,234
4. Andrew Robinson	2007	2,153
5. Terrel Hunt	2013	2,138

Junior	Year	Yds
1. Donovan McNabb	1997	2,892
2. Ryan Nassib	2011	2,724
3. Marvin Graves	1992	2,429
4. Don McPherson	1986	2,350
5. Bill Hurley	1977	2,080

Senior	Year	Yds
1. Ryan Nassib	2012	3,891
2. Marvin Graves	1993	2,696
3. Donovan McNabb	1998	2,572
4. Don McPherson	1987	2,540
5. R.J. Anderson	2003	2,426

MOST TOUCHDOWNS RESPONSIBLE FOR

Game

TD	Name	Date
1. 7	Zack Mahoney at Pittsburgh	11/26/2016
2. 6	Jim Brown vs. Colgate	11/17/1956

Season

TD	Name	Year
1. 30	Donovan McNabb	1998
2. 28	Don McPherson	1987
28	Ryan Nassib	2012
4. 26	Donovan McNabb	1997
5. 24	Ryan Nassib	2011
6. 22	Donovan McNabb	1996
7. 21	Marvin Graves	1993
21	Walter Reyes	2003
21	Eric Dungey	2016
10. 20	Ryan Nassib	2010

Career

TD	Name	Years
1. 96	Donovan McNabb	1995-98
2. 75	Ryan Nassib	2009-12
3. 65	Don McPherson	1983-87
65	Marvin Graves	1990-93
5. 47	Floyd Little	1964-66
6. 46	Walter Reyes	2001-04
7. 38	Bill Hurley	1975-79
38	Troy Nunes	1999-02
9. 37	Eric Dungey	2015-
10. 35	Ernie Davis	1959-61

MOST YARDS

Game	Yds	Name	Date
1.	318	Kevin Johnson at West Virginia	11/7/1998
2.	300	Joe Morris vs. Miami (Ohio)	9/20/1980
3.	295	Johnnie Morant at North Carolina	9/6/2003
4.	287	Floyd Little vs. Boston College	11/20/1965
5.	271	Joe Morris vs. Rutgers	9/5/1981
	271	Marvin Harrison vs. Minnesota	9/23/1995
	271	Walter Reyes vs. UCF	9/20/2003
8.	270	Jim Brown at Penn State	11/5/1955
	270	Amba Etta-Tawo at Connecticut	9/24/2016
10.	269	Prince-Tyson Gulley vs. W. Virginia	12/29/2012

Season

Yds	Name	Year
1.	1,990	Floyd Little
2.	1,834	Kevin Johnson
3.	1,732	Walter Reyes
4.	1,723	Joe Morris
5.	1,681	Floyd Little
6.	1,662	Joe Morris
7.	1,569	Marvin Harrison
8.	1,482	Amba Etta-Tawo
9.	1,384	Qadry Ismail
10.	1,341	Larry Csonka

Career

Yds	Name	Years
1.	5,581	Joe Morris
2.	4,928	Floyd Little
3.	4,056	Walter Reyes
4.	4,041	Qadry Ismail
5.	3,975 ¹	Damien Rhodes
6.	3,899	Art Monk
7.	3,500	Prince-Tyson Gulley
8.	3,415	Marvin Harrison
9.	3,396	Kevin Johnson
10.	3,351	Scott Schwedes

MOST YARDS PER GAME

Season (min. 1,000 yards)

Avg. (G/Yds)	Name	Year
1.	199.0 (10/1,990)	Floyd Little
2.	168.1 (10/1,681)	Floyd Little
3.	166.7 (11/1,834)	Kevin Johnson
4.	162.3 (8/1,298)	Jim Brown
5.	156.6 (11/1,723)	Joe Morris
6.	155.1 (8/1,241)	Jim Brown
7.	151.1 (11/1,662)	Joe Morris
8.	144.3 (12/1,732)	Walter Reyes
9.	142.6 (11/1,569)	Marvin Harrison
10.	141.8 (9/1,276)	George Davis

Career (min. 3,000 yards)

Avg. (G/Yds)	Name	Years
1.	164.3 (30/4,928)	Floyd Little
2.	146.9 (38/5,581)	Joe Morris
3.	132.6 (24/3,183)	Jim Brown
4.	113.9 (29/3,303)	Ernie Davis
5.	111.4 (28/3,120)	Larry Csonka
	111.4 (35/3,898)	Art Monk
7.	101.9 (39/3,975) ²	Damien Rhodes
8.	93.6 (33/3,089)	Michael Owens
9.	92.2 (44/4,056)	Walter Reyes
10.	91.8 (37/3,396)	Kevin Johnson

MOST PLAYS

Game	Plays	Name	Date
1.	43	Larry Csonka at Maryland	10/7/1967
2.	38	Ken Kinsey vs. Oregon State	9/7/1974
	38	Glenn Moore at West Virginia	11/22/1980
	38	Dee Brown at Pittsburgh	11/15/1997
5.	36	Marty Januszkiewicz at Penn State	10/17/1970
6.	35	Larry Csonka vs. California	10/21/1967
	35	Joe Morris vs. Miami (Ohio)	9/20/1980
	35	James Mungro vs. Boston College	11/24/2001
9.	33	Jaime Covington vs. Colgate	10/30/1982
	33	Bill Hurley at Navy	11/10/1979
	33	Dontae Strickland vs. USF	9/17/2016

Season

Plays	Name	Year
1.	292	Walter Reyes
2.	291	Joe Morris
3.	276	Larry Csonka
4.	272	James Mungro
5.	269	Antwon Bailey
6.	258	Joe Morris
7.	251	Curtis Brinkley
8.	247	Delone Carter
9.	242 *	Damien Rhodes
10.	240	Floyd Little

Career

Plays	Name	Years
1.	881	Joe Morris
2.	690	Walter Reyes
3.	674	Delone Carter
4.	643 ³	Damien Rhodes
5.	625	Floyd Little
6.	618	Larry Csonka
7.	599	Jaime Covington
8.	585	Antwon Bailey
9.	566	James Mungro
10.	565	Curtis Brinkley

HIGHEST AVERAGE YARDS PER PLAY

Game (min. 10 plays)

Avg. (Plays/Yds)	Name	Date
1.	27.1 (10/271)	Marvin Harrison vs. Minnesota
		9/23/1995
2.	25.4 (10/254)	David Tyree vs. Virginia Tech
		11/9/2002
3.	24.6 (12/295)	Johnnie Morant at North Carolina
		9/6/2003
4.	22.5 (12/270)	Amba Etta-Tawo at Connecticut
		9/24/2016
5.	21.8 (12/261)	Brisly Estime vs. LSU
		9/26/2015
6.	20.8 (11/229)	Marvin Harrison vs. West Virginia
		10/21/1995
7.	20.3 (12/244)	Alec Lemon at Missouri
		11/17/2012
8.	19.0 (11/209)	Mike Williams vs. Northwestern
		9/19/2009
9.	18.7 (17/318)	Kevin Johnson at West Virginia
		11/7/1998
10.	18.5 (13/241)	Greg Allen vs. Penn State
		10/18/1969

Season (min. 100 plays)

Avg. (Plays/Yds)	Name	Year
1.	16.8 (109/1,834)	Kevin Johnson
2.	9.1 (112/1,014)	Michael Owens
3.	9.0 (187/1,681)	Floyd Little
4.	8.8 (137/1,203)	Ernie Davis
5.	8.3 (240/1,990)	Floyd Little
6.	8.2 (152/1,241)	Jim Brown
7.	8.0 (165/1,321)	Art Monk
8.	7.9 (119/946)	Michael Owens
9.	7.5 (133/993)	Harold Gayden
10.	7.3 (177/1,298)	Jim Brown
	7.3 (182/1,337) *	Damien Rhodes
		2004

Career (min. 250 plays)

Avg. (Plays/Yds)	Name	Years
1.	13.1 (255/3,351)	Scott Schwedes
2.	9.1 (430/3,898)	Art Monk
3.	8.3 (252/2,087)	Ervin Philips
4.	7.9 (625/4,928)	Floyd Little
5.	7.7 (416/3,183)	Jim Brown
6.	7.6 (435/3,303)	Ernie Davis
7.	7.5 (424/3,166)	Harold Gayden
8.	7.4 (367/2,699)	Kirby Dar Dar
9.	6.7 (461/3,089)	Michael Owens
	6.7 (522/3,500)	Prince-Tyson Gulley
		2010-14

ALL-PURPOSE YARDAGE LEADERS BY CLASS

Freshman	Year	Yds
1.	Max Suter	2007
2.	Damien Rhodes	2002
3.	Joe Morris	1978
4.	Sean Riley	2016
5.	Jeremiah Kobena	2011

Sophomore	Year	Yds
1.	Joe Morris	1979
2.	Floyd Little	1964
3.	Art Monk	1977
4.	Jamie Covington	1982
5.	Jerome Smith	2012

Junior	Year	Yds
1.	Floyd Little	1965
2.	Walter Reyes	2003
3.	Qadry Ismail	1991
4.	Damien Rhodes *	2004
5.	Art Monk	1978

Senior	Year	Yds
1.	Kevin Johnson	1998
2.	Joe Morris	1981
3.	Marvin Harrison	1995
4.	Amba Etta-Tawo	2016
5.	James Mungro	2001

KEY

1 - Includes 2,507 yards from 2004-05 vacated by NCAA
 2 - Includes 23 games played and 2,507 yards from 2004-05 vacated by NCAA

3 - Includes 424 plays from 2004-05 vacated by NCAA

* - Statistics vacated by NCAA

HIGHEST AVERAGE

Game (min. 3 punts)

	Avg. (Punts/Yds)	Name	Date
1.	55.2 (5/276)	Pat O'Neill at Virginia Tech	11/13/1993
2.	52.5 (4/210)	Cooper Gardiner at Ohio State	9/10/1988
	52.5 (4/210)	Pat O'Neill vs. Boston College	10/2/1993
4.	52.0 (3/156)	Brendan Carney vs. Rutgers	10/2/2004
	52.0 (3/156)	Jonathan Fisher vs. Northwestern	9/1/2012
6.	51.8 (5/259)	Cooper Gardiner vs. Pittsburgh	12/3/1988
	51.8 (8/414)	Pat O'Neill vs. West Virginia	10/30/1993
8.	51.7 (3/155)	Sean Reali vs. Virginia Tech	9/28/1996
	51.7 (6/310)	Rob Long vs. West Virginia	10/23/2010
10.	51.3 (4/205)	Cooper Gardiner at West Virginia	11/19/1988
	51.3 (7/359)	Rob Long vs. Penn State	9/13/2008

Season (min. 25 punts)

	Avg. (Punts/Yds)	Name	Year
1.	44.5 (39/1,734)	Sean Reali	1996
2.	44.3 (44/1,950)	Pat O'Neill	1993
3.	43.9 (66/2,898)	Rob Long	2008
4.	43.8 (58/2,538)	Rob Long	2009
	43.8 (64/2,806)	Rob Long	2010
6.	43.7 (65/2,839)	Riley Dixon	2015
7.	43.4 (54/2,342)	Sean Reali	1994
8.	43.2 (75/3,182)	Riley Dixon	2014
9.	43.1 (40/1,725)	Sean Reali	1995
10.	43.0 (60/2,581)	Brendan Carney	2003

Career (min. 85 punts)

	Avg. (Punts/Yds)	Name	Years
1.	43.6 (133/5,801)	Sean Reali	1993-96
2.	43.3 (263/11,381)	Rob Long	2007-10
3.	42.6 (271/11,534)	Brendan Carney	2003-06
	42.6 (218/9,291)	Riley Dixon	2012-15
5.	41.1 (155/6,365)	Pat O'Neill	1990-93
	41.1 (87/3,580)	Doug Dunkin	1997-98
7.	41.0 (235/9,626)	Jim Fox	1983-86
8.	40.5 (91/3,688)	Jay Ross	1981-82
	40.5 (249/10,073)	Mike Shafer	1999-02
10.	40.4 (179/7,231)	Bernie Ruoff	1972-74

MOST YARDS

Game

	Yds	Name	Date
1.	502	Rich Panczyszyn at Penn State	12/7/1968
	502	Mike Shafer vs. West Virginia	11/10/2001

Season

	Yds	Name	Year
1.	3,491	Brendan Carney	2005
2.	3,289	Sterling Hofrichter	2016
3.	3,282	Mike Shafer	2001
4.	3,182	Riley Dixon	2014
5.	3,161	Riley Dixon	2013
6.	3,139	Rob Long	2007
7.	3,021	Brendan Carney	2006
8.	2,898	Rob Long	2008
9.	2,839	Riley Dixon	2015
10.	2,806	Rob Long	2010



Two-time All-BIG EAST Second Team selection
Brendan Carney owns the SU records for most
career punts (271) and punting yards (11,534).

Career

	Yds	Name	Years
1.	11,534	Brendan Carney	2003-06
2.	11,381	Rob Long	2007-10
3.	10,073	Mike Shafer	1999-02
4.	9,626	Jim Fox	1983-86
5.	9,291	Riley Dixon	2012-15
6.	7,231	Bernie Ruoff	1972-74
7.	6,365	Pat O'Neill	1990-93
8.	6,137	Jim Goodwill	1976-79
9.	5,801	Sean Reali	1993-96
10.	5,416	Don Bullard	1965-67

MOST PUNTS

Game

	Punts	Name	Date
1.	12	Rich Panczyszyn at Penn State	12/7/1968
	12	Larry King vs. Pittsburgh	11/1/1975
	12	Brendan Carney at Virginia Tech	10/11/2003
4.	11	Jim Dragotta at Boston Univ.	10/30/1948
	11	Jim Goodwill vs. Florida State	9/9/1978
	11	Mike Shafer vs. West Virginia	11/10/2001
	11	Mike Shafer vs. Kansas State	12/29/2001
	11	Brendan Carney vs. W. Virginia	9/4/2005
	11	Riley Dixon vs. Wake Forest	11/2/2013
	11	Sterling Hofrichter vs. Louisville	9/9/2016

Season

	Punts	Name	Year
1.	82	Brendan Carney	2005
2.	77	Mike Shafer	2001
	77	Sterling Hofrichter	2016
4.	75	Riley Dixon	2013
	75	Riley Dixon	2014
	75	Rob Long	2007
7.	72	Brendan Carney	2006
8.	70	George Jakowenko	1970
9.	69	Mike Shafer	2002
10.	67	Jim Goodwill	1978
	67	Jim Fox	1984



Riley Dixon set the Syracuse record for the
longest punt with a 75-yard boot against
Clemson in 2013.

Career

	Punts	Name	Years
1.	271	Brendan Carney	2003-06
2.	263	Rob Long	2007-10
3.	249	Mike Shafer	1999-02
4.	235	Jim Fox	1983-86
5.	218	Riley Dixon	2012-15
6.	179	Bernie Ruoff	1972-74
7.	167	Jim Goodwill	1976-79
8.	155	Jim Dragotta	1947-49
	155	Pat O'Neill	1990-93
10.	144	Don Bullard	1965-67

LONGEST PUNTS

	Yds	Name	Date
1.	75	Riley Dixon vs. Clemson	10/5/2013
2.	73	Sean Reali vs. Clemson	1/1/1996
	73	Rob Long vs. USF	11/10/2007
4.	72	Pat O'Neill at Maryland	9/14/1991
	72	Rob Long vs. Northeastern	8/30/2008
6.	71	Don Bullard at Holy Cross	10/22/1966
	71	Daryl Johnston at Penn State	10/18/1986
	71	Brendan Carney at Florida State	11/12/2005
	71	John Barker vs. Buffalo	10/20/2007
10.	70	Sean Reali vs. Virginia Tech	9/28/1996
	70	Rob Long vs. Penn State	9/13/2008
	70	Rob Long vs. Akron	9/4/2010

MOST PUNT RETURNS

Game	Ret	Name	Date
1.	9	Cliff Ensley at Holy Cross	11/2/1968
	9	Cliff Ensley vs. Navy	11/16/1968
3.	8	Quinton Spotwood vs. Temple	11/6/1999
4.	7	Greg Walker vs. Army	9/16/1989
	7	Shelby Hill at Maryland	9/14/1991
6.	6	Carl Karilivacz vs. Penn State	11/8/1952
	6	Gary Sweat vs. Wisconsin	9/23/1972
	6	Warren Prisby at Boston College	11/3/1990
	6	Warren Prisby vs. Rutgers	10/20/1990
	6	Marvin Harrison vs. East Carolina	9/24/1994
	6	Malik Campbell vs. BYU	9/30/2000

Season	Ret	Name	Year
1.	32	Malik Campbell	2000
2.	31	Cliff Ensley	1968
	31	Scott Schwedes	1986
	31	Quinton Spotwood	1997
5.	30	Gary Sweat	1972
6.	29	Tommy Myers	1970
	29	Warren Prisby	1990
8.	28	Keith Moody	1975
	28	Shelby Hill	1991
	28	Mike Holmes	2010

Career	Ret	Name	Years
1.	82	Scott Schwedes	1983-86
2.	70	Ed Koban	1980-83
	70	Shelby Hill	1990-93
4.	68	Quinton Spotwood	1996-99
5.	57	Tommy Myers	1969-71
6.	56	Ritchy Desir	2011-14
7.	51	Jamel Riddle	2000-02
8.	44	Art Monk	1976-79
9.	43	Floyd Little	1964-66
	43	Marvin Harrison	1992-95

MOST PUNT RETURN YARDS

Game	Yds	Name	Date
1.	172	Greg Allen vs. Penn State	10/18/1969
2.	135	Scott Schwedes vs. Navy	11/8/1986
3.	130	Cliff Ensley vs. Navy	11/16/1968
4.	128	Brisly Estime vs. Notre Dame	10/1/2016
5.	123	Karl Lombel vs. Miami (Fla.)	11/21/1970
6.	116	Floyd Little vs. Pittsburgh	10/30/1965
7.	112	Marvin Harrison vs. Boston College	11/18/1995
8.	109	Quinton Spotwood vs. Temple	11/6/1999
9.	100	Floyd Little vs. Penn State	10/16/1965
10.	98	Shelby Hill at Maryland	9/14/1991

Season	Yds	Name	Year
1.	463	Quinton Spotwood	1997
2.	436	Tommy Myers	1970
3.	423	Floyd Little	1965
4.	384	Scott Schwedes	1985
5.	369	Marvin Harrison	1995
6.	338	Malik Campbell	2000
7.	331	Greg Allen	1969
8.	316	Jamel Riddle	2002
9.	311	Scott Schwedes	1986
10.	289	Mike Holmes	2010

Career	Yds	Name	Years
1.	876	Scott Schwedes	1983-86
2.	845	Floyd Little	1964-66
3.	777	Tommy Myers	1969-71
4.	757	Quinton Spotwood	1996-99
5.	739	Brisly Estime	2013-16
6.	676	Jamel Riddle	2000-02
7.	645	Ed Koban	1980-83
8.	567	Shelby Hill	1990-93
9.	556	Marvin Harrison	1992-95
10.	432	Art Monk	1976-79

MOST PUNTS RETURNED FOR TOUCHDOWNS

Game	TD	Name
1.	1	43 times
		Last: Brisly Estime at Florida State, 2015

Season	TD	Name	Year
1.	4	Quinton Spotwood	1997
2.	3	Floyd Little	1965
3.	2	Floyd Little	1964
	2	Scott Schwedes	1985
	2	Marvin Harrison	1995
	2	Phil Nash (blocked punts)	1996
	2	Brisly Estime	2015

Career	TD	Name	Years
1.	6	Floyd Little	1964-66
2.	4	Quinton Spotwood	1996-99
3.	3	Scott Schwedes	1983-86
4.	2	Marvin Harrison	1992-95
	2	Phil Nash (blocked punts)	1995-98
	2	Jamel Riddle	2000-02
	2	Anthony Smith (blocked punts)	2002-05
	2	Brisly Estime	2013-16

HIGHEST AVERAGE YARDS PER PUNT RETURN

Game (min. 3 returns)	Avg. (Ret/Yds)	Name	Date
1.	43.0 (4/172)	Greg Allen vs. Penn State	10/18/1969
2.	42.7 (3/128)	Brisly Estime vs. Notre Dame	10/1/2016
3.	38.7 (3/116)	Floyd Little vs. Pittsburgh	10/30/1965
4.	33.8 (4/135)	Scott Schwedes vs. Navy	11/8/1986
5.	33.3 (3/100)	Floyd Little at Penn State	10/17/1964
6.	32.0 (3/96)	Brisly Estime vs. Rhode Island	9/4/2015
7.	31.0 (3/93)	Kevin Johnson vs. Pittsburgh	10/12/1996
8.	28.0 (4/112)	Marvin Harrison vs. Boston College	11/18/1995
9.	27.7 (3/83)	Walt Slovenski vs. Niagara	9/28/1948
10.	25.7 (3/77)	Scott Schwedes vs. Temple	10/26/1985

YEAR-BY-YEAR PUNT RETURN LEADERS

Year	Name	Ret	Yds	Avg.	TD
1946	Joe Watt	11	125	11.4	0
1947	Ed Dolan	15	203	13.5	0
1948	Walt Slovenski	12	192	16.0	0
1949	James Shreve	11	136	12.4	0
1950	Avatus Stone	10	99	9.9	0
1951	Avatus Stone	12	148	12.3	0
1952	Carl Karilivacz	12	107	8.9	0
1953	Bob Iebberman	10	106	10.6	0
1954	Jim Brown	4	49	12.3	0
1955	Jim Brown	7	198	28.3	0
1956	Edward Ackley	5	51	10.2	0
1957	Tom Stephens	6	64	10.6	0
1958	Gerhard Schwedes	4	93	23.2	0
1959	Mark Weber	17	140	8.2	0
1960	Pete Brokaw	5	105	21.0	0
1961	Ernie Davis	7	72	10.3	0
1962	John Mackey	7	156	22.3	2
1963	Nat Duckett	5	129	25.8	0
1964	Floyd Little	11	270	24.5	2
1965	Floyd Little +	18	423	23.5	3
1966	Floyd Little	14	152	10.9	1
1967	Ed Mantie	11	97	8.8	1
1968	Cliff Ensley	31	245	7.9	1
1969	Greg Allen	17	331	19.5	1
1970	Tommy Myers	29	436	15.0	0
1971	Tommy Myers	21	265	12.6	0
1972	Gary Sweat	30	123	4.1	0
1973	Gary Sweat	6	54	9.0	0
1974	Keith Moody	5	51	10.2	0
1975	Keith Moody	28	227	8.1	1
1976	Larry King	13	72	5.5	0
1977	Art Monk	10	106	10.6	0
1978	Art Monk	11	116	10.5	1
1979	Art Monk	23	208	9.0	1
1980	Ed Koban	27	201	7.4	0
1981	Ed Koban	17	192	11.3	0
1982	Nick Bruckner	16	108	6.7	0
1983	Ed Koban	18	224	12.4	0
1984	Scott Schwedes	27	181	6.7	0
1985	Scott Schwedes	24	384	16.0	2
1986	Scott Schwedes	31	311	10.0	1
1987	Tommy Kane	27	259	9.6	0
1988	Chris Ingram	24	205	8.5	0
1989	Greg Walker	26	94	7.5	0
1990	Warren Prisby	29	255	8.8	0
1991	Shelby Hill	28	246	8.8	1
1992	Shelby Hill	19	177	9.3	0
1993	Shelby Hill	23	144	6.3	0
1994	Marvin Harrison	18	165	9.2	0
1995	Marvin Harrison ^	22	369	16.8	2
1996	Deon Maddox	20	180	9.0	1
1997	Quinton Spotwood ^	31	463	14.9	4
1998	Kevin Johnson	18	145	8.1	0
1999	Quinton Spotwood	23	227	9.9	0
2000	Malik Campbell	32	338	10.6	0
2001	Jamel Riddle	22	288	13.1	1
2002	Jamel Riddle	23	316	13.7	1
2003	Marcus Clayton	27	273	10.1	1
2004	Marcus Clayton	7	57	8.1	0
2005	Steve Gregory	10	115	11.5	0
2006	Max Meisel	13	103	7.9	0
2007	Ryan Howard	3	32	10.7	0
2008	Dorian Graham	1	23	23.0	0
2009	Donte Davis	15	104	6.9	0
2010	Mike Holmes	28	289	10.3	0
2011	Steve Rene	10	22	2.2	0
2012	Ritchy Desir	20	105	5.2	0
2013	Brisly Estime	4	126	31.5	0
2014	Ritchy Desir	8	71	8.9	0
2015	Brisly Estime #	15	272	18.1	2
2016	Brisly Estime + #	16	283	17.7	0

+ - NCAA leader (ranked on yards per return)

^ - BIG EAST leader (ranked on yards per return)

- ACC leader (ranked on yards per return)

Season (min. 15 returns)

	Avg. (Ret/Yds)	Name	Year
1.	23.5 (18/423)	Floyd Little	1965
2.	19.5 (17/331)	Greg Allen	1969
3.	18.1 (15/272)	Brisly Estime	2015
4.	17.7 (16/283)	Brisly Estime	2016
5.	16.8 (22/369)	Marvin Harrison	1995
6.	16.0 (24/384)	Scott Schwedes	1985
7.	15.0 (29/436)	Tommy Myers	1970
8.	14.9 (31/463)	Quinton Spotwood	1997
9.	13.7 (23/316)	Jamel Riddle	2002
10.	13.2 (24/316)	Jamel Riddle	2001

Career (min. 25 returns)

	Avg. (Ret/Yds)	Name	Years
1.	19.7 (43/845)	Floyd Little	1964-66
2.	18.0 (41/739)	Brisly Estime	2013-16
3.	15.0 (26/391)	Walt Slovenski	1946-48
4.	13.6 (57/777)	Tommy Myers	1969-71
5.	13.3 (51/676)	Jamel Riddle	2000-02
6.	12.9 (43/556)	Marvin Harrison	1992-95
7.	11.1 (68/757)	Quinton Spotwood	1996-99
8.	10.7 (82/876)	Scott Schwedes	1983-86
9.	10.4 (30/311)	Mike Holmes	2007-10
10.	9.8 (35/344)	Malik Campbell	1999-02
	9.8 (44/432)	Art Monk	1976-79

LONGEST PUNT RETURNS

	Yds	Name	Date
1.	95 ^{TD}	Floyd Little vs. Pittsburgh	10/30/1965
2.	94 ^{TD}	Marvin Harrison vs. Minnesota	9/23/1995
3.	91 ^{TD}	Floyd Little vs. Penn State	10/16/1965
4.	90 ^{TD}	Floyd Little vs. UCLA	10/10/1964
5.	85 ^{TD}	Jamel Riddle at Auburn	9/28/2002
6.	84 ^{TD}	Quinton Spotwood at Oklahoma	9/6/1997
7.	80 ^{TD}	Greg Allen vs. Arizona	11/8/1969
	80 ^{TD}	Scott Schwedes at Virginia Tech	9/28/1985
	80 ^{TD}	Scott Schwedes vs. Navy	11/8/1986
	80 ^{TD}	Quinton Spotwood vs. ECU	10/4/1997

PUNT RETURN YARDAGE LEADERS BY CLASS

	Freshman	Year	Yds
1.	Greg Allen	1969	331
2.	Marcus Clayton	2003	273
3.	Warren Prisby	1990	255
4.	Ed Koban	1980	201

	Sophomore	Year	Yds
1.	Quinton Spotwood	1997	463
2.	Malik Campbell	2000	338
3.	Jamel Riddle	2001	288
4.	Floyd Little	1964	270
5.	Shelby Hill	1991	246

	Junior	Year	Yds
1.	Tommy Myers	1970	436
2.	Floyd Little	1965	423
3.	Scott Schwedes	1985	384
4.	Jamel Riddle	2002	316
5.	Brisly Estime	2015	272

	Senior	Year	Yds
1.	Marvin Harrison	1995	369
2.	Scott Schwedes	1986	311
3.	Mike Holmes	2010	289
4.	Brisly Estime	2016	283
5.	Tommy Myers	2000	265



Brisly Estime led the ACC in punt return average as a junior and senior, including an NCAA-best 17.7 yards per return in 2016.

MOST KICKOFF RETURNS

Game

	Ret	Name	Date
1.	10	Sean Riley at Pittsburgh	11/26/2016
2.	8	Max Suter vs. USF	11/10/2007
	8	Prince-Tyson Gulley vs. Pittsburgh	10/16/2010
	8	Sean Riley vs. USF	9/17/2016
5.	7	Kirby Dar Dar at Miami (Fla.)	10/23/1993
	7	Damien Rhodes vs. Pittsburgh	10/5/2002
	7	Steve Gregory at Virginia Tech	11/22/2003
	7	Max Suter vs. Rutgers	10/13/2007
	7	Max Suter vs. Cincinnati	11/24/2007
	7	Mike Holmes vs. Pittsburgh	9/27/2008
	7	Mike Holmes at Cincinnati	11/29/2008
	7	Sean Riley vs. Louisville	9/9/2016
	7	Sean Riley at Clemson	11/5/2016

Season

	Ret	Name	Year
1.	53	Sean Riley	2016
2.	51	Max Suter	2007
3.	45	Jeremiah Kobena	2011
4.	41	Mike Holmes	2008
	41	Mike Jones	2009
6.	33	Qadry Ismail	1989
7.	32	Qadry Ismail	1990
8.	30	Brisly Estime	2015
9.	29	Prince-Tyson Gulley	2010
10.	28	Harold Gayden	1986
	28	Kirby Dar Dar	1993
	28	Damien Rhodes	2002

Career

	Ret	Name	Years
1.	105	Qadry Ismail	1989-92
2.	80	Max Suter	2007-10
3.	71	Harold Gayden	1982-86
4.	68	Jim Turner	1994-97
5.	67	Jeremiah Kobena	2011-14
6.	55	Mike Holmes	2007-10
7.	53	Sean Riley	2016-
8.	50	Warren Harvey	1976-79
	50	Kevin Johnson	1995-98
10.	47	Kirby Dar Dar	1991-94
	47	Brisly Estime	2013-16



Mike Holmes is the only return man in school history with 200 kickoff return yards in a game. He tallied 207 versus Pittsburgh in 2008.

MOST KICKOFF RETURN YARDS

Game

	Yds (Ret)	Name	Date
1.	207 (7)	Mike Holmes vs. Pittsburgh	9/27/2008
2.	198 (7)	Max Suter vs. Rutgers	10/13/2007
3.	193 (8)	Sean Riley vs. USF	9/17/2016
4.	186 (8)	Prince-Tyson Gulley vs. Pittsburgh	10/16/2010
5.	178 (6)	Max Suter vs. Washington	8/31/2007
	178 (7)	Sean Riley at Clemson	11/5/2016
7.	176 (4)	Jeremiah Kobena at Tulane	10/8/2011
	176 (10)	Sean Riley at Pittsburgh	11/26/2016
9.	172 (7)	Max Suter vs. Cincinnati	11/24/2007
10.	169 (7)	Damien Rhodes vs. Pittsburgh	10/5/2002

Season

	Yds (Ret)	Name	Year
1.	1,299 (51)	Max Suter	2007
2.	1,095 (53)	Sean Riley	2016
3.	1,027 (45)	Jeremiah Kobena	2011
4.	987 (41)	Mike Jones	2009
5.	941 (41)	Mike Holmes	2008
6.	738 (33)	Qadry Ismail	1989
7.	699 (32)	Qadry Ismail	1990
8.	690 (23)	Kevin Johnson	1998
9.	665 (30)	Brisly Estime	2015
10.	653 (24)	Diamond Ferri	2004

Career

	Yds (Ret)	Name	Years
1.	2,290 (105)	Qadry Ismail	1989-92
2.	1,900 (80)	Max Suter	2007-10
3.	1,688 (68)	Jim Turner	1994-97
4.	1,562 (71)	Harold Gayden	1982-86
5.	1,463 (67)	Jeremiah Kobena	2011-14
6.	1,437 (40)	Kevin Johnson	1995-98
7.	1,293 (55)	Mike Holmes	2007-10
8.	1,096 (47)	Kirby Dar Dar	1991-94
9.	1,095 (53)	Sean Riley	2016-
10.	1,023 (40)	Joe Morris	1978-81

MOST KICKOFFS RETURNED FOR TOUCHDOWNS

Game

	TD	Name
1.	1	21 times
		Last: Dorian Graham vs. West Virginia, 2011

Season

	TD	Name	Year
1.	2	Kevin Johnson	1997
	2	Kevin Johnson	1998

Career

	TD	Name	Years
1.	4	Kevin Johnson	1995-98

HIGHEST AVERAGE YARDS PER KICKOFF RETURN

Game (min. 3 returns)


	Avg. (Ret/Yds)	Name	Date
1.	46.7 (3/140)	Qadry Ismail at Florida State	10/5/1991
2.	44.0 (4/176)	Jeremiah Kobena at Tulane	10/8/2011
3.	43.3 (3/130)	Joe Morris vs. Miami (Ohio)	9/20/1980
4.	43.0 (3/129)	Joe Morris vs. Rutgers	9/5/1981
5.	39.5 (4/158)	Jim Turner vs. Rutgers	9/17/1994
6.	39.3 (3/118)	Mike Holmes vs. West Virginia	10/6/2007
7.	38.3 (4/153)	Kevin Johnson at Boston College	10/17/1998
8.	37.0 (4/148)	Max Suter vs. Louisville	9/22/2007
9.	33.7 (3/101)	Kevin Johnson at West Virginia	11/7/1998
10.	33.0 (5/132)	Jim Turner at Miami (Fla.)	11/25/1995

Season (min. 15 returns)

	Avg. (Ret/Yds)	Name	Year
1.	30.0 (23/690)	Kevin Johnson	1998
2.	27.5 (23/633)	Jim Turner	1996
3.	27.2 (24/653)	Diamond Ferri	2004
4.	25.5 (51/1,299)	Max Suter	2007
5.	25.0 (19/475)	Qadry Ismail	1991
6.	24.6 (16/394)	Jim Turner	1994
7.	24.5 (16/392)	Dorian Graham	2010
8.	24.2 (17/411)	Jim Turner	1995
9.	24.1 (19/458)	Will Allen	2000
	24.1 (41/987)	Mike Jones	2009

Career (min. 20 returns)

	Avg. (Ret/Yds)	Name	Years
1.	29.1 (21/611)	Jim Brown	1954-56
2.	28.7 (50/1,437)	Kevin Johnson	1995-98
3.	28.5 (28/797)	Floyd Little	1964-66
4.	25.8 (26/672)	Diamond Ferri	2000-04
5.	25.1 (40/1,004)	Joe Morris	1978-81
6.	24.8 (68/1,688)	Jim Turner	1994-97
7.	24.1 (41/987)	Mike Jones	2009
8.	23.8 (22/524)	Johnnie Morant	2000-03
	23.8 (80/1,900)	Max Suter	2007-10
10.	23.5 (55/1,293)	Mike Holmes	2007-10



Jim Turner has one of the five 100-yard kickoff returns for a touchdown in SU history. He went the length of the field against Pittsburgh in 1996.

LONGEST KICKOFF RETURNS

	Yds	Name	Date
1.	100 ^{TD}	Lennie Burrell vs. Clarkson	10/3/1903
	100 ^{TD}	Chet Bowman vs. William & Mary	10/6/1923
	100 ^{TD}	Kirby Dar Dar vs. Colorado	1/1/1992
	100 ^{TD}	Jim Turner vs. Pittsburgh	10/12/1996
	100 ^{TD}	Kevin Johnson vs. Miami (Fla.)	11/28/1998
6.	98 ^{TD}	Dorian Graham vs. W. Virginia	10/21/2011
	98	Jim Foley vs. William & Mary	10/6/1923
	98	Chet Bowman vs. Mercer	10/4/1924
9.	97 ^{TD}	Kevin Johnson vs. Boston College	10/17/1998
10.	95 ^{TD}	Tom Stephens vs. Cornell	10/11/1958
	95 ^{TD}	Joe Morris vs. Rutgers	9/5/1981
	95 ^{TD}	Kirby Dar Dar vs. Florida	9/21/1991
	95 ^{TD}	Qadry Ismail vs. Florida State	10/5/1991

KICKOFF RETURN YARDAGE LEADERS BY CLASS

	Freshman	Year	Yds
1.	Max Suter	2007	1,299
2.	Sean Riley	2016	1,095
3.	Jeremiah Kobena	2011	1,027
4.	Mike Jones	2009	987
5.	Qadry Ismail	1989	738
	Sophomore	Year	Yds
1.	Mike Holmes	2008	941
2.	Qadry Ismail	1990	699
3.	Warren Harvey	1977	599
4.	Max Suter	2008	547
5.	Curtis Brinkley	2006	448
	Junior	Year	Yds
1.	Brisly Estime	2015	665
2.	Kirby Dar Dar	1993	636
3.	Jim Turner	1996	633
4.	Kevin Johnson	1997	514
5.	Qadry Ismail	1991	475
	Senior	Year	Yds
1.	Kevin Johnson	1998	690
2.	Diamond Ferri	2004	653
3.	Harold Gayden	1986	628
4.	Will Allen	2000	458
5.	Johnnie Morant	2003	403

YEAR-BY-YEAR KICKOFF RETURN LEADERS

Year	Name	Ret	Yds	Avg.	TD
1946	John Manderino	8	188	23.5	0
1947	Walt Slovenski	10	201	20.1	0
1948	Walt Slovenski	10	183	18.3	0
1949	George Davis	16	334	20.9	0
1950	Ed Dobrowski	6	130	21.7	0
1951	Bob Leberman	6	162	27.0	0
1952	Sam Alexander	7	137	19.6	0
1953	Bob Leberman	7	160	22.9	0
1954	Ray Perkins	10	254	25.4	0
1955	Jim Brown +	10	320	32.0	0
1956	Jim Brown	7	169	24.1	0
1957	Ed Coffin	9	217	24.1	0
1958	Tom Stephens	6	181	30.1	1
1959	Gerhard Schwedes	5	117	23.4	0
1960	Ernie Davis	9	98	10.9	0
1961	Dick Easterly	5	133	26.6	0
1962	Bill Schoonover	4	96	24.0	0
1963	Billy Hunter	7	167	23.9	0
1964	Floyd Little	11	335	30.5	0
1965	Floyd Little	8	254	31.8	1
1966	Floyd Little	9	208	23.1	0
1967	Oley Allen	7	160	22.9	0
1968	Bill Knox	15	281	18.7	0
1969	Greg Allen	12	239	19.9	0
1970	John Rosella	14	289	20.6	0
1971	Bob Barlette	13	244	18.8	0
1972	Mike Bright	10	175	17.5	0
1973	Jim Justice	6	182	30.3	0
1974	Larry King	19	401	21.1	0
1975	Jim Grubbs	14	259	18.5	0
1976	Larry King	16	291	18.2	0
1977	Warren Harvey	27	599	22.2	0
1978	Art Monk	16	328	20.5	0
1979	Joe Morris	16	313	19.5	0
1980	Joe Morris	6	183	30.5	1
1981	Joe Morris	10	265	26.5	1
1982	Harold Gayden	21	455	21.6	0
1983	Harold Gayden	18	383	21.3	0
1984	Walter Moseley	6	100	16.6	0
1985	Scott Schwedes	9	191	21.2	0
1986	Harold Gayden	28	628	22.4	0
1987	Michael Owens	15	336	22.4	0
1988	Greg Walker	21	431	20.5	0
1989	Qadry Ismail	33	738	22.4	0
1990	Qadry Ismail	32	699	21.8	0
1991	Qadry Ismail	19	475	25.0	1
1992	Qadry Ismail	21	378	18.0	0
1993	Kirby Dar Dar	28	636	22.7	0
1994	Jim Turner	16	394	24.6	1
1995	Jim Turner ^	17	411	24.2	0
1996	Jim Turner	23	633	27.5	1
1997	Kevin Johnson ^	14	514	36.7	2
1998	Kevin Johnson ^	23	690	30.0	2
1999	Will Allen	18	382	21.2	0
2000	Will Allen	19	458	24.1	0
2001	Maurice Jackson	16	300	18.8	0
2002	Damien Rhodes	28	589	21.0	0
2003	Johnnie Morant	18	403	22.4	0
2004	Diamond Ferri	24	653	27.2	0
2005	Kareem Jones	17	398	23.4	0
2006	Curtis Brinkley	21	448	21.3	0
2007	Max Suter	51	1,299	25.5	1
2008	Mike Holmes	41	941	23.0	1
2009	Mike Jones	41	987	24.1	1
2010	Prince-Tyson Gulley	29	633	21.8	0
2011	Jeremiah Kobena	45	1,027	22.8	0
2012	Jeremiah Kobena	22	436	19.8	0
2013	George Morris	15	294	19.6	0
2014	Ervin Philips	25	476	19.0	0
2015	Brisly Estime	30	665	22.2	0
2016	Sean Riley	53	1,095	20.7	0

+ - NCAA leader (ranked on yards per return)

^ - BIG EAST leader (ranked on yards per return)

YEAR-BY-YEAR SCORING
LEADERS

Year	Name	TD	PAT	2P	FG	Pts
1946	Joe Watt	7	0	0	0	42
1947	Lee Buchsbaum	2	0	0	0	12
	Ed Dolan	2	0	0	0	12
	Walt Slovenski	2	0	0	0	12
	Robert Schiffner	2	0	0	0	12
1948	George Davis	5	0	0	0	30
1949	George Davis	12	0	0	0	72
1950	Bernie Custis	8	0	0	0	48
1951	Ed Dobrowolski	7	0	0	0	42
	John Donati	7	0	0	0	42
1952	Pat Stark	5	0	0	0	30
	Bob Leberman	5	0	0	0	30
	Ray Perkins	5	0	0	0	30
	Bill Wetzell	5	0	0	0	30
1953	Bob Leberman	6	2	0	0	38
1954	Ray Perkins	7	5	0	0	47
1955	Jim Brown	7	13	0	0	55
1956	Jim Brown	14	22	0	0	106
1957	Tom Stephens	7	0	0	0	42
1958	Chuck Zimmerman	9	0	0	0	54
1959	Gerhard Schwedes	16	4	0	0	100
1960	Ernie Davis	10	2	0	0	62
1961	Ernie Davis	15	4	0	0	94
1962	Wally Mahle	6	4	0	0	40
1963	Mike Koski	6	2	0	0	38
1964	Jim Nance	13	0	0	0	78
1965	Floyd Little	19	0	0	0	114
1966	Floyd Little	15	1	0	0	92
1967	Larry Csonka	10	0	1	0	62
1968	George Jakowenko	0	25	0	7	46
1969	George Jakowenko	0	18	0	9	45
1970	Marty Januszkiewicz	8	0	0	0	48
1971	Roger Praetorius	11	0	0	0	66
1972	Marty Januszkiewicz	5	0	0	0	30
1973	Brian Hambleton	4	0	0	0	24
	Bob Mitch	4	0	0	0	24
1974	Bernie Ruoff	0	10	0	5	25
1975	Dave Jacobs	0	16	0	14	58
1976	Dave Jacobs	0	19	0	7	40
1977	Dave Jacobs	0	22	0	16	70
1978	Dave Jacobs	0	18	0	16	66
1979	Bill Hurley	12	0	1	0	74
1980	Gary Anderson	0	22	0	9	49
1981	Gary Anderson	0	22	0	18	76
1982	Russ Carpentieri	0	17	1	8	43
1983	Don McAulay	0	19	0	15	64
1984	Don McAulay	0	14	0	15	59
1985	Don McAulay	0	29	0	17	80
1986	Tim Vesling	0	28	0	13	67
1987	Tim Vesling	0	43	0	15	88
1988	Kevin J. Greene	0	37	0	15	82
1989	John Biskup	0	25	0	14	67
1990	John Biskup	0	33	0	10	63
1991	John Biskup	0	34	0	17	85
1992	John Biskup ^	0	33	0	16	81
1993	Pat O'Neill	0	31	0	10	61
1994	Kirby Dar Dar	12	0	0	0	72
1995	Olindo Mare	0	38	0	12	74
1996	Nate Trout	0	52	0	11	85
1997	Nate Trout	0	46	0	11	79
1998	Nate Trout	0	58	0	12	94
1999	Nate Trout	0	31	0	15	76
2000	Dee Brown	11	0	1	0	68
2001	James Mungro	15	0	0	0	90
2002	Walter Reyes	17	0	1	0	104
2003	Walter Reyes ^	21	0	1	0	128
2004	Damien Rhodes *	11	0	0	0	66
	Collin Barber	0	24	0	14	66
2005	Damien Rhodes *	7	0	0	0	42
2006	Patrick Shadle	0	21	0	16	69
2007	Mike Williams	10	0	0	0	60
2008	Patrick Shadle	0	25	0	14	67
2009	Delone Carter	12	0	0	0	72
2010	Ross Krautman	0	30	0	18	84
2011	Ross Krautman	0	33	0	15	78
2012	Ross Krautman	0	43	0	15	88
2013	Jerome Smith	13	0	0	0	78
2014	Cole Murphy	0	11	0	13	50
2015	Cole Murphy	0	37	0	16	85
2016	Amba Etta-Tawo	14	0	0	0	84

^ - BIG EAST leader (ranked on points per game)

* - Statistics vacated by NCAA

MOST POINTS

Game	Pts	Name	Date
1.	43	Jim Brown vs. Colgate	11/17/1956
2.	30	Floyd Little vs. Kansas	9/26/1964
	30	Walter Reyes vs. Notre Dame	12/6/2003
	30	Amba Etta-Tawo at Pittsburgh	11/26/2016
5.	24	12 times	
		Last: Delone Carter vs. Colgate	9/25/2010

Season

	Pts	Name	Year
1.	128	Walter Reyes	2003
2.	114	Floyd Little	1965
3.	106	Jim Brown	1956
4.	104	Walter Reyes	2002
5.	100	Gerhard Schwedes	1959
6.	94	Ernie Davis	1961
	94	Nate Trout	1998
8.	92	Floyd Little	1966
9.	90	James Mungro	2001
10.	88	Tim Vesling	1987
	88	Ross Krautman	2012

Career

	Pts	Name	Years
1.	334	Nate Trout	1996-99
2.	296	John Biskup	1989-92
3.	280	Walter Reyes	2001-04
4.	278	Floyd Little	1964-66
5.	257	Ross Krautman	2010-13
6.	237	Collin Barber	2001-04
7.	234	Dave Jacobs	1975-78
8.	220	Ernie Davis	1959-61
9.	203	Don McAulay	1983-85
10.	201	Cole Murphy	2014-

MOST TOUCHDOWNS

Game	TD	Name	Date
1.	6	Jim Brown vs. Colgate	11/17/1956
2.	5	Floyd Little vs. Kansas	9/26/1964
	5	Walter Reyes vs. Notre Dame	12/6/2003
	5	Amba Etta-Tawo at Pittsburgh	11/26/2016
5.	4	12 times	
		Last: Delone Carter vs. Colgate	9/25/2010

Season

	TD	Name	Year
1.	21	Walter Reyes	2003
2.	19	Floyd Little	1965
3.	17	Walter Reyes	2002
4.	16	Gerhard Schwedes	1959
5.	15	Ernie Davis	1961
	15	Floyd Little	1966
	15	James Mungro	2001
8.	14	Jim Brown	1956
	14	Tommy Kane	1987
	14	Kevin Johnson	1998
	14	Amba Etta-Tawo	2016

Career

	TD	Name	Years
1.	46	Floyd Little	1964-66
	46	Walter Reyes	2001-04
3.	35	Ernie Davis	1959-61
4.	31	James Mungro	1998-01
5.	30	Dee Brown	1997-00
6.	28 ¹	Damien Rhodes	2002-05
7.	27	Joe Morris	1978-81
8.	25	Jim Brown	1954-56
	25	Delone Carter	2006-10
10.	23	Marvin Harrison	1992-95
	23	Malcolm Thomas	1993-96
	23	Rob Konrad	1995-98

KEY

1 - Includes 18 touchdowns from 2004-05 vacated by NCAA

TOP GAME SCORING LEADERS

Syracuse

	Player	Points	Opponent	Date
1.	Jim Brown	43 (6 TD, 7 PAT)	Colgate	11/17/1956
2.	Floyd Little	30 (5 TD)	Kansas	9/26/1964
	Walter Reyes	30 (5 TD)	Notre Dame	12/6/2003
	Amba Etta-Tawo	30 (5 TD)	Pittsburgh	11/26/2016
5.	George Davis	24 (4 TD)	Columbia	11/20/1948
	Floyd Little	24 (4 TD)	Pittsburgh	10/30/1965
	Floyd Little	24 (4 TD)	West Virginia	11/13/1965
	Tony Gabriel	24 (4 TD)	Miami (Fla.)	11/21/1970
	Joe Morris	24 (4 TD)	Miami (Ohio)	9/20/1980
	Tommy Kane	24 (4 TD)	Colgate	10/24/1987
	David Walker	24 (4 TD)	Pittsburgh	10/19/1991
	Walter Reyes	24 (4 TD)	UCF	9/20/2003
	Damien Rhodes	24 (4 TD) *	Buffalo	9/10/2005
	Delone Carter	24 (4 TD)	Wyoming	9/30/2006
	Delone Carter	24 (4 TD)	Maine	9/26/2009
	Delone Carter	24 (4 TD)	Colgate	9/25/2010

* - Statistics vacated by NCAA

Opponent

	Player, Team	Points	Date
1.	Sherman Myers, Temple	30 (5 TD)	10/13/1979
2.	Eddie Meyers, Navy	24 (4 TD)	11/7/1981
	Ernest Wilford, Virginia Tech	24 (4 TD)	11/9/2002
	Pat White, West Virginia	24 (4 TD)	10/14/2006
	Lamar Jackson, Louisville	24 (4 TD)	9/9/2016
	Dalvin Cook, Florida State	24 (4 TD)	11/19/2016
7.	Bobby Luna, Alabama ('53 Orange Bowl)	19 (2 TD, 7 PAT)	1/1/1953
8.	33 times		
	Last: James Conner, Pittsburgh	18 (3 TD)	11/26/2016



Jim Brown scored a then NCAA-record 43 points versus Colgate in 1956.

MOST PATS MADE

Game	PAT	Name	Date
1.	10	Nate Trout vs. Rutgers	9/19/1998
2.	9	Nate Trout vs. Cincinnati	10/10/1998
	9	Nate Trout vs. Miami (Fla.)	11/28/1998
	9	Collin Barber vs. Rhode Island	9/14/2002
5.	8	Nate Trout vs. East Carolina	10/4/1997
6.	7	16 times	
		Last: Cole Murphy at Pittsburgh	11/26/2016

Season

	PAT	Name	Year
1.	58	Nate Trout	1998
2.	52	Nate Trout	1996
3.	46	Nate Trout	1997
4.	43	Tim Vesling	1987
	43	Ross Krautman	2012
6.	38	Olindo Mare	1995
7.	37	Kevin J. Greene	1988
	37	Cole Murphy	2015
9.	36	Cole Murphy	2016
10.	35	Mike Shafer	2000

Career

	PAT	Name	Years
1.	187	Nate Trout	1996-99
2.	125	John Biskup	1989-92
3.	111	Collin Barber	2001-04
4.	110	Ross Krautman	2010-13
5.	84	Cole Murphy	2014-
6.	75	Dave Jacobs	1975-78
7.	72	Gary Anderson	1979-81
8.	71	Tim Vesling	1985-87
9.	69	Patrick Shadle	2006-08
10.	66	George Jakowenko	1968-70

MOST PATS ATTEMPTED

Game	Att	Name	Date
1.	10	Nate Trout vs. Rutgers	9/19/1998
2.	9	Nate Trout vs. Cincinnati	10/10/1998
	9	Nate Trout vs. Miami (Fla.)	11/28/1998
	9	Collin Barber vs. Rhode Island	9/14/2002
	9	Cole Murphy at Pittsburgh	11/26/2016
6.	8	Jim Brown vs. Colgate	11/17/1956
	8	Nate Trout vs. East Carolina	10/4/1997
	8	Mike Shafer vs. Buffalo	9/2/2000
9.	7	17 times	
		Last: Ryan Norton vs. Tulane	9/21/2013

Season

	Att	Name	Year
1.	58	Nate Trout	1998
2.	53	Nate Trout	1996
3.	52	Nate Trout	1997
4.	43	Tim Vesling	1987
	43	Ross Krautman	2012
6.	39	Olindo Mare	1995
	39	Cole Murphy	2016
8.	37	Kevin J. Greene	1988
	37	Mike Shafer	2000
	37	Cole Murphy	2015

Career

	Att	Name	Years
1.	195	Nate Trout	1996-99
2.	132	John Biskup	1989-92
3.	119	Collin Barber	2001-04
4.	114	Ross Krautman	2010-13
5.	88	Cole Murphy	2014-
6.	79	Bob Koleser	1949-51
7.	78	Dave Jacobs	1975-78
8.	75	George Jakowenko	1968-70
9.	72	Gary Anderson	1979-81
10.	71	Tim Vesling	1985-87



Nate Trout holds the Orange records for career points (334) and extra points made (187).

HIGHEST PERCENTAGE OF PATS MADE

	Pct. (XPM-XPA)	Name	Date
1.	100.0 (10-10)	Nate Trout vs. Rutgers	9/19/1998
	100.0 (9-9)	Nate Trout vs. Cincinnati	10/10/1998
		Nate Trout vs. Miami (Fla.)	11/28/1998
		Collin Barber vs. Rhode Island	9/14/2002
	100.0 (8-8)	Nate Trout vs. East Carolina	10/4/1997
	100.0 (7-7)	Gary Anderson at Northwestern	9/22/1979
		Russ Carpentieri vs. Colgate	10/30/1982
		Tim Vesling vs. Colgate	10/24/1987
		Kevin J. Greene vs. Navy	11/5/1988
		John Biskup at Vanderbilt	10/6/1990
		Pat O'Neill vs. Temple	11/6/1993
		Olindo Mare at Temple	10/22/1994
		Olindo Mare vs. E. Michigan	10/14/1995
		Olindo Mare vs. Boston College	11/18/1995
		Nate Trout vs. Virginia Tech	9/28/1996
		Nate Trout vs. Pittsburgh	10/12/1996
		Ross Krautman vs. W. Virginia	10/21/2011
		Ryan Norton vs. Tulane	9/21/2013

Season (min. 35 attempts)

	Pct. (XPM-XPA)	Name	Year
1.	100.0 (58-58)	Nate Trout	1998
	100.0 (43-43)	Tim Vesling	1987
	100.0 (43-43)	Ross Krautman	2012
	100.0 (37-37)	Kevin J. Greene	1988
	100.0 (37-37)	Cole Murphy	2015

Career (min. 50 attempts)

	Pct. (XPM-XPA)	Name	Years
1.	100.0 (72-72)	Gary Anderson	1979-81
	100.0 (71-71)	Tim Vesling	1986-87
	100.0 (62-62)	Don McAulay	1983-85

MOST CONSECUTIVE PATS MADE

Overall (min. 50)

	PAT	Name	Years
1.	87	John Biskup	1990-92
2.	72	Gary Anderson	1979-81
3.	71	Tim Vesling	1986-87
4.	70	Nate Trout	1997-99
5.	66	Ross Krautman	2011-13
6.	62	Don McAulay	1983-85
7.	60	Cole Murphy	2014-16
8.	54	Dave Jacobs	1975-78

MOST FIELD GOALS MADE

Game	FG	Name	Date
1.	5	Don McAulay vs. Kent State	9/10/1983
2.	4	11 times	
		Last: Cole Murphy vs. Colgate	9/2/2016

Season

	FG	Name	Year
1.	18	Gary Anderson	1981
	18	Ross Krautman	2010
3.	17	Don McAulay	1985
	17	John Biskup	1991
5.	16	Dave Jacobs	1977
	16	Dave Jacobs	1978
	16	John Biskup	1992
	16	Patrick Shadle	2006
	16	Cole Murphy	2015
10.	15	Gary Anderson	1979
	15	Don McAulay	1983
	15	Don McAulay	1984
	15	Tim Vesling	1987
	15	Kevin J. Greene	1988
	15	Nate Trout	1999
	15	Ross Krautman	2011
	15	Ross Krautman	2012

Career

	FG	Name	Years
1.	57	John Biskup	1989-92
2.	53	Dave Jacobs	1975-78
3.	49	Nate Trout	1996-99
4.	49	Ross Krautman	2010-13
5.	47	Don McAulay	1983-85
6.	42	Gary Anderson	1979-81
	42	Collin Barber	2001-04
8.	40	Patrick Shadle	2006-08
9.	39	Cole Murphy	2014-
10.	28	Tim Vesling	1985-87

HIGHEST PERCENTAGE OF FIELD GOALS MADE

Game

Pct. (FG-FGA)	Name	Date
1. 100.0 (5/5)	Don McAulay vs. Kent State	9/10/1983

Season (min. 10 attempts)

Pct. (FG-FGA)	Name	Year
1. .947 (18/19)	Gary Anderson	1981
.947 (18/19)	Ross Krautman	2010
3. .889 (16/18)	Patrick Shadle	2006
4. .882 (15/17)	Kevin J. Greene	1988
5. .833 (15/18)	Tim Vesling	1987
6. .824 (14/17)	Patrick Shadle	2008
7. .813 (13/16)	Cole Murphy	2014
8. .789 (15/19)	Nate Trout	1999
.789 (15/19)	Don McAulay	1984
.789 (15/19)	Ross Krautman	2011

Career (min. 24 attempts)

Pct. (FG-FGA)	Name	Years
1. .800 (40/50)	Patrick Shadle	2006-08
2. .778 (49/63)	Ross Krautman	2010-13
3. .757 (28/37)	Tim Vesling	1985-87
4. .754 (49/65)	Nate Trout	1996-99
5. .750 (42/56)	Gary Anderson	1979-81
6. .746 (47/63)	Don McAulay	1983-85
7. .731 (57/78)	John Biskup	1989-92
8. .696 (39-56)	Cole Murphy	2014-
9. .656 (42-64)	Collin Barber	2001-04
10. .625 (15-24)	Olindo Mare	1994-95

MOST FIELD GOALS ATTEMPTED

Game

FGA	Name	Date
1. 6	George Jakowenko vs. Navy	10/24/1970
6	Dave Jacobs vs. West Virginia	11/15/1975
3. 5	Dave Jacobs at Oregon State	9/10/1977
5	Dave Jacobs vs. Virginia	10/29/1977
5	Dave Jacobs at N.C. State	9/16/1978
5	Don McAulay vs. Kent State	9/10/1983
5	John Biskup vs. East Carolina	10/28/1989
5	Nate Trout vs. Tennessee	9/5/1998
5	Mike Shafer vs. Pittsburgh	10/7/2000
10. 4	29 times	
	Last: Cole Murphy vs. Colgate	9/2/2016

Season

FGA	Name	Year
1. 30	Dave Jacobs	1975
2. 29	Dave Jacobs	1977
3. 25	George Jakowenko	1969
4. 24	John Biskup	1992
5. 23	Dave Jacobs	1978
23	Don McAulay	1985
23	Ross Krautman	2012
8. 22	John Biskup	1991
22	Collin Barber	2004
22	Cole Murphy	2015

Career

FGA	Name	Years
1. 101	Dave Jacobs	1975-78
2. 78	John Biskup	1989-92
3. 65	Nate Trout	1996-99
4. 64	Collin Barber	2001-04
5. 63	Don McAulay	1983-85
63	Ross Krautman	2010-13
7. 56	Gary Anderson	1979-81
56	Cole Murphy	2014-
9. 51	George Jakowenko	1968-70
10. 50	Patrick Shadle	2005-08



Dave Jacobs has made the three longest field goals in Orange history, connecting from 58, 56 and 55 yards out.

LONGEST FIELD GOALS MADE

Syracuse

Yds	Name	Date
1. 58	Dave Jacobs vs. Boston College	10/25/1975
2. 56	Dave Jacobs at Illinois	10/1/1977
3. 55	Dave Jacobs at Pittsburgh	10/30/1976
4. 53	Sean Reali vs. Rutgers	9/17/1994
53	Patrick Shadle at West Virginia	10/11/2008
6. 52	John Biskup vs. Temple	11/2/1991
52	Dave Jacobs at Iowa	9/18/1976
8. 51	Don McAulay vs. Navy	11/10/1984
51	Don McAulay vs. Penn State	10/15/1983
51	Gary Anderson vs. Penn State	10/17/1981
51	Cole Murphy vs. Virginia Tech	10/15/2016

Opponents

Yds	Name	Date
1. 56	Delbert Alvarado, USF	11/11/2006
2. 55	Dan Orner, North Carolina	9/7/2002
55	Matt Bahr, Penn State	10/18/1975
4. 53	Mike Bass, Illinois	9/18/1982
53	Paul Woodside, West Virginia	10/13/1984
53	Roberto Aguayo, Florida State	11/16/2013
7. 52	Dan Orner, North Carolina	9/7/2002
52	Carlos Huerta, Miami (Fla.)	11/24/1990
52	Brian Lowe, Boston College	11/4/1989
52	Carmen Scalfani, Rutgers	10/8/1988
52	Jeremiah Detmer, Toledo	9/24/2011



Patrick Shadle hit 80 percent of his field-goal tries during his career, the top mark for an Orange placekicker.

MOST 50-YARD FIELD GOALS MADE

Game

FGM	Name (Length)	Date
1. 2	Gary Anderson (51, 50) vs. Penn State	10/17/81

Season (min. 2)

FGM	Name (Length)	Year
1. 2	Dave Jacobs (58, 50)	1975
2	Dave Jacobs (55, 52)	1976
2	Dave Jacobs (50, 50)	1978
2	Gary Anderson (51, 50)	1981
2	Don McAulay (51, 50)	1984
2	Cole Murphy (50, 50)	2014

Career (min. 2)

FGM	Name (Length)	Years
1. 7	Dave Jacobs (58, 56, 55, 52, 50, 50, 50)	1975-78
2. 3	Gary Anderson (51, 50, 50)	1979-81
3	Don McAulay (51, 51, 50)	1983-85
3	Cole Murphy (51, 50, 50)	2014-
5. 2	John Biskup (52, 50)	1989-92
2	Patrick Shadle (53, 50)	2005-08

LONGEST FIELD GOAL ATTEMPTED

Syracuse

Yds	Name	Date
1. 69	Dave Jacobs vs. West Virginia	11/20/1976

MOST PASSES INTERCEPTED

Game	INT	Name	Date
1.	3	Avatus Stone vs. Penn State	10/14/1950
	3	Tommy Myers at Penn State	10/17/1970
	3	Markus Paul vs. Temple	10/26/1985
4.	2	62 times	
		Last: Keon Lyn at Temple	11/23/2012

Season

INT	Name	Year
1.	8	Tommy Myers
2.	7	Avatus Stone
	7	Markus Paul
	7	Rob Thomson
	7	Donovin Darius
6.	6	11 times
		Last: Phillip Thomas
		2011

Career

INT	Name	Years
1.	19	Markus Paul
2.	18	Tommy Myers
3.	14	Anthony Smith
4.	13	Walt Slovenski
5.	12	Avatus Stone
	12	Cliff Ensley
	12	Ron Hobby
	12	Donovin Darius
9.	11	Jim Ridlon
10.	10	Ray Perkins
	10	Quentin Harris
		1998-01

MOST INTERCEPTION RETURN YARDS

Game	Yds	Name	Date
1.	108	Walt Slovenski vs. Temple	11/2/1946
2.	107	Larry King vs. Boston College	10/25/1975
3.	100	Dan Rackiewicz at Pittsburgh	10/31/1959
4.	98	Avatus Stone vs. Penn State	10/14/1950
	98	Tebucky Jones vs. Tulane	9/20/1997
6.	97	Art Baker at Navy	10/10/1959
7.	96	Jason Poles vs. West Virginia	11/1/1997
8.	91	John Snider vs. Richmond	11/16/1963
9.	81	Quentin Harris at Boston College	10/17/1998
10.	80	Joe Watt at Cornell	11/9/1946
	80	Arden McConnell at Columbia	11/22/1947

Season

Yds	Name	Year
1.	161	Diamond Ferri
2.	147	Cliff Ensley
3.	143	Walt Slovenski
4.	131	Charley Brown
5.	128	Quentin Harris
6.	122	Avatus Stone
7.	113	Tommy Myers
8.	107	Larry King
9.	104	Tebucky Jones
10.	102	Larry King
		1977

Career

Yds	Name	Years
1.	218	Tommy Myers
2.	212	Quentin Harris
3.	209	Larry King
4.	188	Avatus Stone
5.	185	Diamond Ferri
6.	178	Charley Brown
7.	176	Cliff Ensley
8.	172	Anthony Smith
9.	169	Walt Slovenski
10.	163	Jim Ridlon
		1954-56



All-American Markus Paul holds the Syracuse record for most career interceptions (19).

HIGHEST AVERAGE YARDS PER INTERCEPTION RETURN

Game (min. 2):	54.0	Walt Slovenski vs. Temple, 1946
Season (min. 3):	43.7	Charley Brown, 1964
Career (min. 6):	29.7	Charley Brown, 1963-65

MOST INTERCEPTION RETURNS FOR TOUCHDOWNS

Game	TD	Name	Date
1.	1	53 times	
		Last: Cordell Hudson at Connecticut	9/24/2016

Season

TD	Name	Year
1.	1	53 times
		Last: Cordell Hudson
		2016

Career

TD	Name	Years
1.	2	Mark Weber
	2	Ernie Davis
	2	Rich King
	2	Ed Mantie
	2	Tim Moresco
		1958-60
		1959-61
		1962-64
		1965-67
		1973-76

LONGEST INTERCEPTION RETURNS

Yds	Name	Date
1.	100 ^{TD}	Dan Rackiewicz at Pittsburgh
2.	98 ^{TD}	Tebucky Jones vs. Tulane
3.	97 ^{TD}	Art Baker at Navy
4.	96 ^{TD}	Jason Poles vs. West Virginia
5.	91 ^{TD}	John Snider vs. Richmond
6.	80 ^{TD}	Joe Watt vs. Cornell
	80 ^{TD}	Arden McConnell vs. Columbia
8.	72	Larry King vs. Boston College
9.	68 ^{TD}	Rich Lasse vs. Maryland
10.	66 ^{TD}	Larry King vs. Navy
		11/5/1977

INTERCEPTION LEADERS BY CLASS

Freshman	Year	INT
1.	Markus Paul	1985
2.	Anthony Kyasky	1966
3.	Keith Bulluck	1996
4.	Quentin Harris	1998
5.	Steve Gregory	2002
	Cordell Hudson	2015
		2

Sophomore	Year	INT
1.	Walt Slovenski	1946
2.	Tommy Myers	1969
3.	Tim Moresco	1974
4.	John Humphreys	1962
5.	John Snider	1961
	Anthony Smith	2003
		5

Junior	Year	INT
1.	Avatus Stone	1950
2.	Rob Thomson	1989
3.	Cliff Ensley	1967
4.	Bob Grosvenor	1992
5.	Kevin Abrams	1995
	Philip Thomas	2011
		6

Senior	Year	INT
1.	Tommy Myers	1971
2.	Donovin Darius	1997
3.	Jim Ridlon	1956
4.	Cliff Ensley	1968
5.	Ron Hobby	1984
	Anthony Smith	2005
		6

YEAR-BY-YEAR INTERCEPTION LEADERS

Year	Name	INT	Yds	TD	Year	Name	INT	Yds	TD	Year	Name	INT	Yds	TD
1946	Walt Slovenski	6	143	1	1973	Ken Sawyer	3	31	0	1999	Ian McIntosh	5	77	1
1947	Walt Slovenski	4	26	0		Jim Longley	3	31	0	2000	Will Allen	2	9	0
1948	Albert Watrel	4	43	0		Gary Sweat	3	6	0	2001	Quentin Harris	4	42	0
1949	Jim Shreve	3	62	0	1974	Tim Moresco	5	81	1		Latroy Oliver	4	39	0
1950	Avatus Stone	7	122	0	1975	Keith Moody	6	82	0	2002	Steve Gregory	2	2	0
1951	Avatus Stone	5	66	0	1976	Steve Spinney	2	3	0	2003	Anthony Smith	5	37	0
1952	Bruce Yancey	5	92	0		Larry King	2	0	0	2004	Diamond Ferri	4	161	1
1953	Ray Perkins	3	3	0	1977	Warren Harvey	3	59	0	2005	Anthony Smith ^	6	73	0
1954	Jim Brown	3	14	0	1978	John Patterson	6	30	0	2006	Joe Fields	4	6	0
	Ray Perkins	3	0	0	1979	Jim Collins	3	83	1	2007	Joe Fields	4	62	0
1955	Jim Ridlon	3	63	0	1980	Ike Bogosian	4	35	0	2008	Mike Holmes	2	16	0
1956	Jim Ridlon	6	70	0	1981	Jerry Kilpatrick	5	42	0		Bruce Williams	2	9	0
1957	Dan Fogarty	4	56	0	1982	Tony Romano	4	65	0	2009	Mike Holmes	3	25	0
1958	Dan Fogarty	3	21	0	1983	Ron Hobby	4	19	0	2010	Doug Hogue	2	58	0
1959	Ger Schwedes	3	12	0	1984	Ron Hobby	6	42	0		Da'Mon Merckerson	2	0	0
1960	Bob Thomas	2	4	0	1985	Markus Paul	7	53	0	2011	Phillip Thomas ^	6	50	0
	Dave Sarette	2	0	0	1986	Markus Paul	3	18	0	2012	Keon Lyn	3	32	0
1961	John Snider	5	59	0	1987	Markus Paul	5	15	0	2013	Durell Eskridge	4	43	0
1962	John Humphreys	5	53	0	1988	Terry Wooden	4	33	0	2014	Brandon Reddish	3	0	0
1963	Ed Conti	3	33	0		Markus Paul	4	20	0	2015	Antwan Cordy	2	0	0
	Hal Rooney	3	29	0	1989	Rob Thomson	7	74	1		Cordell Hudson	2	40	0
1964	Charley Brown	3	131	1	1990	Greg Walker	3	29	0		Corey Winfield	2	24	1
1965	Terry Roe	4	55	1	1991	Greg Walker	4	33	0	2016	Rodney Williams	2	0	0
1966	Tony Kyasky	4	58	0	1992	Bob Grosvenor	6	38	0					
1967	Cliff Ensley	6	29	0	1993	Tony Jones	3	6	0					
1968	Cliff Ensley	6	147	1	1994	Bryce Bevell	3	66	0					
1969	Tommy Myers	5	48	0	1995	Kevin Abrams ^	6	13	0					
1970	Tommy Myers	5	113	0	1996	Phil Nash	4	16	0					
1971	Tommy Myers	8	57	0	1997	Donovin Darius ^	7	56	0					
1972	Chuck Boniti	4	20	0	1998	Quentin Harris	3	128	0					

^ - BIG EAST leader (ranked on interceptions per game)

MOST PASSES DEFENDED
(SINCE 1987)

Season

		PD	INT	PBU	Year
1.	Kevin Abrams	24	6	18	1995
2.	Steve Gregory	21	2	19	2002
3.	Kevin Abrams	19	0	19	1994
	Will Allen	19	0	19	2000
5.	Greg Walker	17	3	14	1990
	Rod Gadson	17	3	14	1995
	Will Allen	17	2	15	1999
	Willie Ford	17	1	16	2001
9.	Latroy Oliver	16	4	12	2001
10.	Bryce Bevell	14	3	11	1994
	Dwayne Joseph	14	3	11	1994
	Ian McIntosh	14	5	9	1999
	Steve Gregory	14	2	12	2003
	Anthony Smith	14	6	8	2005

Career

		PD	INT	PBU	Years
1.	Kevin Abrams	55	6	49	1994-96
2.	Will Allen	42	4	38	1997-00
3.	Steve Gregory	40	6	34	2002-05
4.	Donovin Darius	37	12	25	1994-97
5.	Willie Ford	36	3	33	1998-01
6.	Dwayne Joseph	34	7	27	1990-93
	Rod Gadson	34	7	27	1994-97
8.	Anthony Smith	31	14	17	2002-05
9.	Greg Walker	29	8	21	1988-91
	Quentin Harris	29	10	19	1998-01

MOST PASS BREAKUPS
(SINCE 1987)

Game

	PBU	Name	Date
1.	6	Steve Gregory vs. North Carolina	9/7/2002
2.	5	Dan Bucey at Navy	11/11/1989
	5	Will Allen vs. Kentucky	12/29/1999
	5	Willie Ford at Pittsburgh	10/13/2001
5.	4	David Holmes vs. Temple	9/3/1988
	4	Greg Walker vs. Michigan State	9/15/1990
	4	Kevin Abrams vs. Miami	11/5/1994
	4	Will Allen at Cincinnati	9/9/2000
	4	Latroy Oliver vs. UCF	9/8/2001
	4	Steve Gregory vs. Virginia Tech	11/9/2002

Season

	PBU	Name	Year
1.	19	Kevin Abrams	1994
	19	Will Allen	2000
	19	Steve Gregory	2002
4.	18	Kevin Abrams	1995
5.	16	Willie Ford	2001
6.	15	Will Allen	1999
7.	14	Greg Walker	1990
	14	Rod Gadson	1995
9.	12	Latroy Oliver	2001
	12	Steve Gregory	2003

Career

	PBU	Name	Years
1.	49	Kevin Abrams	1994-96
2.	38	Will Allen	1997-00
3.	34	Steve Gregory	2002-05
4.	33	Willie Ford	1998-01
5.	27	Dwayne Joseph	1990-93
	27	Rod Gadson	1994-97
7.	25	Donovin Darius	1994-97
8.	21	Greg Walker	1988-91
	21	Latroy Oliver	1999-02
10.	19	Quentin Harris	1998-01



Kevin Abrams broke up a school-record 49 career passes from 1994-96. He also recorded six interceptions to finish with 55 career passes defended.

MOST TACKLES

	Tkls (S-A)	Name	Date
1.	42 (22-20)	Jim Collins vs. Penn State	10/20/1979
2.	28 (21-7)	Jim Collins vs. West Virginia	9/15/1979
3.	27 (16-11)	Tony Romano vs. Pittsburgh	10/23/1982
4.	25 (15-10)	Jim Collins vs. Kansas	10/4/1980
	25 (17-8)	Mike Gyetvay vs. Penn State	10/17/1981
6.	24 (15-9)	Jim Collins at Navy	11/10/1979
	24 (13-11)	Tony Romano at Navy	11/7/1981
	24 (13-11)	Tim Pidgeon vs. Mississippi St.	9/6/1986
	24 (15-9)	Derek Ward vs. Rutgers	9/27/1986
10.	23 (14-9)	Mike Gyetvay vs. W. Virginia	11/21/1981
	23 (12-11)	Rudy Reed at Virginia Tech	9/28/1985

Season

	Tkls (S-A)	Name	Year
1.	229 (139-90)	Jim Collins	1979
2.	198 (102-96)	Tony Romano	1982
3.	189 (122-67)	Jim Collins	1978
4.	177 (104-73)	Tony Romano	1981
5.	172 (79-93)	Rudy Reed	1984
6.	169 (88-81)	Tony Romano	1983
7.	164 (104-60)	Tim Pidgeon	1985
8.	158 (98-60)	Tim Pidgeon	1986
9.	152 (79-73)	Rudy Reed	1985
10.	151 (87-64)	Bernard King	1984

Career

	Tkls (S-A)	Name	Years
1.	624 (389-235)	Jim Collins	1976, 78-80
2.	578 (313-265)	Tony Romano	1980-83
3.	536 (270-266)	Rudy Reed	1982-85
4.	442 (308-134)	Antwaune Ponds	1994-97
5.	405 (244-161)	Clifton Smith	1999-02
6.	402 (178-224)	David Bavaro	1986-89
7.	379 (229-150)	Donovin Darius	1994-97
8.	375 (252-123)	Keith Bulluck	1996-99
9.	361 (180-181)	Glen Young	1989-92
10.	349 (149-200)	Mike Zunic	1978-81

MOST TACKLES BY A DOWN LINEMAN

Season

	Tkls (S-A)	Name	Year
1.	102 (53-49)	Michael Connors	1979
2.	101 (56-45)	Tim Green	1984
3.	94 (56-38)	Tim Green	1983
4.	88 (43-45)	Tim Green	1985
5.	81 (64-17)	Kevin Mitchell	1991
6.	77 (63-14)	Kevin Mitchell	1993
	77 (39-38)	Jameel McClain	2007
8.	76 (38-38)	John Kinley	1979
9.	75 (44-31)	Jamie Kimmel	1983
10.	74 (45-29)	Blaise Winter	1983

Career

	Tkls (S-A)	Name	Years
1.	341 (185-156)	Tim Green	1982-85
2.	275 (203-72)	Kevin Mitchell	1990-93
3.	242 (151-91)	Ted Gregory	1984-87
4.	208 (134-74)	Jamie Kimmel	1980, 82-84
5.	203 (136-67)	James Wyche	2002-05
6.	199 (117-82)	Mike Charles	1979-82
7.	177 (90-87)	Jameel McClain	2004-07
8.	158 (81-77)	Louis Gachelin	2000-03
9.	147 (101-46)	Chandler Jones	2009-11
10.	146 (91-55)	Rob Burnett	1987-89

MOST TACKLES BY A LINEBACKER

Season

	Tkls (S-A)	Name	Year
1.	229 (139-90)	Jim Collins	1979
2.	198 (102-96)	Tony Romano	1982
3.	189 (122-67)	Jim Collins	1978
4.	177 (104-73)	Tony Romano	1981
5.	172 (79-93)	Rudy Reed	1984
6.	169 (88-81)	Tony Romano	1983
7.	164 (104-60)	Tim Pidgeon	1985
8.	158 (98-60)	Tim Pidgeon	1986
9.	152 (79-73)	Rudy Reed	1985
10.	151 (87-64)	Bernard King	1984

Career

	Tkls (S-A)	Name	Years
1.	624 (389-235)	Jim Collins	1976, 78-80
2.	578 (313-265)	Tony Romano	1980-83
3.	536 (270-266)	Rudy Reed	1982-85
4.	442 (308-134)	Antwaune Ponds	1994-97
5.	404 (243-161)	Clifton Smith	1999-02
6.	402 (178-224)	David Bavaro	1986-89
7.	375 (252-123)	Keith Bulluck	1996-99
8.	361 (180-181)	Glen Young	1989-92
9.	349 (149-200)	Mike Zunic	1983-86
10.	340 (209-131)	Tim Pidgeon	1983-86

MOST TACKLES BY A DEFENSIVE BACK

Season

	Tkls (S-A)	Name	Year
1.	131 (79-52)	Donovin Darius	1995
2.	126 (86-40)	Tony Jones	1994
	126 (61-65)	Quentin Harris	2001
4.	120 (75-45)	Diamond Ferri	2003
5.	119 (70-49)	Donovin Darius	1997
6.	106 (68-38)	Anthony Smith	2003
7.	103 (62-41)	Donovin Darius	1996
8.	99 (62-37)	Diamond Ferri	2004
9.	97 (57-40)	Quentin Harris	1999
	97 (53-44)	Joe Fields	2007

Career

	Tkls (S-A)	Name	Years
1.	379 (229-150)	Donovin Darius	1994-97
2.	327 (183-144)	Quentin Harris	1998-01
3.	293 (185-108)	Anthony Smith	2002-05
4.	285 (177-108)	Markus Paul	1985-88
5.	274 (190-84)	Mike Holmes	2007-10
6.	263 (177-86)	Shamarko Thomas	2009-12
7.	243 (169-74)	Keeon Walker	1999-02
8.	236 (171-65)	Tony Jones	1991-94
9.	231 (169-62)	Darrell Parker	1992-95
10.	226 (140-86)	Diamond Ferri	2000-04

TACKLE LEADERS BY CLASS

	Freshman	Year	Tkls
1.	Dan Conley	1990	126
2.	Antwaune Ponds	1994	122
3.	Rudy Reed	1982	121
4.	Nate Hemsley	1993	81
5.	Terry Wooden	1986	72

	Sophomore	Year	Tkls
1.	Jim Collins	1978	189
2.	Tony Romano	1981	177
3.	Donovin Darius	1995	131
4.	Mike Zunic	1979	118
5.	Antwaune Ponds	1995	111

	Junior	Year	Tkls
1.	Jim Collins	1979	229
2.	Tony Romano	1982	198
3.	Rudy Reed	1984	172
4.	Tim Pidgeon	1985	164
5.	Craig Bingham	1980	144

	Senior	Year	Tkls
1.	Tony Romano	1983	169
2.	Tim Pidgeon	1986	158
3.	Rudy Reed	1985	152
4.	Bernard King	1984	151
5.	Rich Scanlon	2003	147

MOST SOLO TACKLES

Game

	Tkls	Name	Date
1.	22	Jim Collins vs. Penn State	10/20/1979
2.	21	Jim Collins vs. West Virginia	9/15/1979
3.	17	Mike Gyetvay vs. Penn State	10/17/1981
4.	16	Tony Romano vs. Pittsburgh	10/23/1982
5.	15	Jim Collins at Navy	11/10/1979
	15	Jim Collins vs. Kansas	10/4/1980
	15	Pete Ewald at Mississippi State	9/14/1985
	15	Derek Ward vs. Rutgers	9/27/1986
9.	14	Mike Gyetvay vs. West Virginia	11/21/1981
	14	Tony Romano vs. Colgate	10/30/1982
	14	Rudy Reed at Indiana	9/25/1982
	14	Bernard King at Florida	10/6/1984
	14	Dan Conley vs. Miami (Fla.)	11/5/1994

Season

	Tkls	Name	Year
1.	139	Jim Collins	1979
2.	122	Jim Collins	1978
3.	104	Tony Romano	1981
	104	Tim Pidgeon	1985
5.	102	Tony Romano	1982
6.	98	Tim Pidgeon	1986
7.	94	Rich Scanlon	2003
8.	92	Jim Collins	1980
9.	90	Keith Bulluck	1999
10.	89	Antwaune Ponds	1997
	89	Clifton Smith	2002

Career

	Tkls	Name	Years
1.	389	Jim Collins	1976, 78-80
2.	313	Tony Romano	1980-83
3.	308	Antwaune Ponds	1994-97
4.	270	Rudy Reed	1982-85
5.	252	Keith Bulluck	1996-99
6.	244	Clifton Smith	1999-02
7.	229	Donovin Darius	1994-97
8.	225	Nate Hemsley	1993-96
9.	209	Tim Pidgeon	1984-86
10.	203	Kevin Mitchell	1990-93

MOST SOLO TACKLES BY POSITION

Season

Down Lineman:	64	Kevin Mitchell, 1991
Linebacker:	139	Jim Collins, 1979
Defensive Back:	75	Diamond Ferri, 2003

Career

Down Lineman:	203	Kevin Mitchell, 1990-93
Linebacker:	389	Jim Collins, 1976, 78-80
Defensive Back:	229	Donovin Darius, 1994-97

YEAR-BY-YEAR TACKLE LEADERS

Year	Name	Solo	Asst	Total	Avg.
1978	Jim Collins	122	67	189	17.2
1979	Jim Collins	139	90	229	20.8
1980	Jim Collins	92	53	145	13.2
1981	Tony Romano	104	73	177	16.1
1982	Tony Romano	102	96	198	18.0
1983	Tony Romano	88	81	169	15.4
1984	Rudy Reed	79	93	172	15.6
1985	Tim Pidgeon	104	60	164	14.9
1986	Tim Pidgeon	98	60	158	17.6
1987	David Bavaro	38	64	102	8.5
1988	David Bavaro	59	67	126	10.5
1989	David Bavaro	59	62	121	10.1
1990	Dan Conley	70	56	126	9.7
1991	Glen Young	63	77	140	11.7
1992	Glen Young	57	45	102	9.3
1993	Nate Hemsley	57	24	81	7.4
1994	Tony Jones	86	40	126	11.5
1995	Donovin Darius	79	52	131	10.9
1996	Nate Hemsley	77	29	106	8.8
1997	Donovin Darius	70	49	119	9.9
	Antwaune Ponds	84	35	119	9.9
1998	Keith Bulluck	79	25	104	9.5
1999	Keith Bulluck ^	90	48	138	13.5
2000	Clifton Smith	61	47	108	9.8
2001	Quentin Harris	61	65	126	10.5
2002	Clifton Smith ^	89	48	137	11.4
2003	Rich Scanlon	94	53	147	12.3
2004	Jerry Mackey	63	43	106	8.8
2005	Kelvin Smith	49	35	84	7.6
2006	Kelvin Smith	58	57	115	9.6
2007	Joe Fields	53	44	97	8.1
2008	Jake Flaherty	44	37	81	6.8
2009	Derrell Smith	60	22	82	8.2
2010	Derrell Smith	72	42	114	8.8
2011	Phillip Thomas	54	28	82	8.2
2012	Shamarko Thomas	62	26	88	7.3
2013	Durell Eskridge	52	26	78	6.5
2014	Cameron Lynch	69	28	97	8.1
2015	Zaire Franklin	59	22	81	6.8
2016	Parris Bennett	56	54	110	9.2

^ - BIG EAST leader (ranked on tackles per game)

MOST ASSISTED TACKLES

Game	Asst	Name	Date
1.	20	Jim Collins vs. Penn State	10/20/1979
2.	17	Tony Romano at Navy	11/5/1983
3.	15	Parris Bennett vs. Notre Dame	10/1/2016
4.	14	Mike Zunic at Ohio State	9/8/1979
	14	Tony Romano at Pittsburgh	10/29/1983
	14	David Bavaro vs. Pittsburgh	12/3/1988
7.	13	Mike Zunic vs. West Virginia	9/15/1979
	13	Tony Romano at Penn State	10/16/1982
	13	David Bavaro vs. Penn State	10/14/1989
10.	12	Ken Kollar at Ohio State	9/8/1979
	12	Mike Zunic at Kansas	10/6/1979
	12	Bernard King at Navy	11/5/1983
	12	Dan Bucey vs. Army	9/16/1989

Season	Asst	Name	Year
1.	96	Tony Romano	1982
2.	93	Rudy Reed	1984
3.	90	Jim Collins	1979
4.	81	Tony Romano	1983
5.	78	Mike Zunic	1979
6.	77	Glen Young	1991
7.	73	Tony Romano	1981
	73	Daniel Bucey	1989
9.	69	Mike Gyetvay	1981
10.	67	Jim Collins	1978
	67	David Bavaro	1988

Career	Asst	Name	Years
1.	266	Rudy Reed	1982-85
2.	265	Tony Romano	1980-83
3.	235	Jim Collins	1976, 78-80
4.	224	David Bavaro	1986-89
5.	200	Mike Zunic	1978-81
6.	181	Glen Young	1989-92
7.	161	Dan Bucey	1987-89
	161	Clifton Smith	1999-02
9.	156	Tim Green	1982-85
10.	150	Donovin Darius	1994-97

MOST TACKLES FOR LOSS (SINCE 1994)

TFL-Yds	Name	Date
1.	6.5-35 Doug Hogue vs. Rutgers	11/21/2009
2.	5.0-40 Dwight Freeney vs. Virginia Tech	10/21/2000
	5.0-34 Antwaune Ponds at W. Virginia	11/2/1996
	5.0-22 Christian Ferrara vs. Notre Dame	12/6/2003
5.	4.0-27 James Wyche vs. Connecticut	10/30/2004
	4.0-25 Duke Pettijohn vs. Rutgers	9/19/1998
	4.0-24 Dwight Freeney vs. BYU	9/30/2000
	4.0-22 Dwight Freeney vs. West Virginia	11/10/2001
	4.0-21 Duke Pettijohn at Pittsburgh	10/7/1999
	4.0-5 Arthur Jones vs. Buffalo	10/20/2007
	4.0-24 Arthur Jones at Notre Dame	11/22/2008

Season	TFL-Yds	Name	Year
1.	25.5-141	Dwight Freeney	2001
2.	18.0-115	Dwight Freeney	2000
3.	17.5-43	Arthur Jones	2007
4.	17.0-61	Louis Gachelin	2002
5.	16.5-43	Christian Ferrara	2003
6.	16.0-98	Doug Hogue	2009
7.	15.0-55	James Wyche	2004
	15.0-93	Brandon Sharpe	2012
9.	14.5-61	Jameel McClain	2006
	14.5-72	Marquis Spruill	2013
	14.5-110	Jay Bromley	2013

Career	TFL-Yds	Name	Years
1.	50.5-297	Dwight Freeney	1998-01
2.	41.0-175	Marquis Spruill	2010-13
3.	40.0-213	Duke Pettijohn	1997-00
4.	38.5-136	Arthur Jones	2006-09
5.	38.0-145	Louis Gachelin	2000-03
6.	37.5-156	Dyshawn Davis	2011-14
7.	34.5-87	Clifton Smith	1999-02
8.	33.0-107	Antwaune Ponds	1994-97
9.	31.5-147	Cameron Lynch	2011-14
10.	30.0-90	Christian Ferrara	2000-03
	30.0-119	James Wyche	2002-05

MOST BLOCKED KICKS (SINCE 1983)



Anthony Smith finished his four-year career with six blocked kicks.

Game	Blk	Name	Date
1.	2	Anthony Smith at Buffalo	9/11/2004
	2	Michael Dresner at W. Virginia	11/2/1996

Season	Blk	Name	Year
1.	3	David Tyree	2000
	3	Andre Brinson	2001
	3	Steve Gregory	2002
	3	Anthony Smith	2004
5.	2	Peter Ewald	1983
	2	Bob Grosvenor	1993
	2	Mike Brown	1996
	2	Michael Dresner	1996
	2	Kevin Abrams	1996
	2	Phil Nash	1996
	2	Anthony Smith	2003

Career	Blk	Name	Year
1.	6	Anthony Smith	2002-05
2.	5	David Tyree	1999-02
	5	Steve Gregory	2002-05
4.	3	Andre Brinson	1999-02
	3	Peter Ewald	1983-86
6.	2	Robert Thomson	1987-90
	2	Bob Grosvenor	1991-93
	2	Kevin Abrams	1994-96
	2	Phil Nash	1995-98
	2	Mike Brown	1995-96
	2	Michael Dresner	1996
	2	Clifton Smith	1999-02
	2	Keeon Walker	1999-02
	2	James Wyche	2002-05
	2	Kader Drame	2003-05
	2	Anthony Perkins	2007-10
	2	Eric Crume	2011-14



All-American Tim Green led Syracuse in sacks for three straight years from 1983-85.

MOST SACKS

Game	Sacks	Name	Date
1.	4.5	Dwight Freeney vs. Virginia Tech	10/21/2000
2.	4.0	Tim Green at Virginia Tech	9/28/1985
	4.0	Rob Burnett at Pittsburgh	10/31/1987
	4.0	Antwaune Ponds at WVU	11/2/1996
	4.0	Duke Pettijohn at Pittsburgh	10/7/1999
	4.0	Brandon Sharpe vs. Pittsburgh	10/5/2012
7.	3.5	Doug Hogue vs. Rutgers	11/21/2009
8.	3.0	Tim Green at Temple	9/2/1983
	3.0	Tim Green at Maryland	9/8/1984
	3.0	Tim Green vs. Rutgers	9/22/1984
	3.0	Jamie Kimmel at Penn State	10/20/1984
	3.0	Jamie Kimmel vs. Navy	11/10/1984
	3.0	Wilky Bazile vs. Oklahoma	9/3/1994
	3.0	Duke Pettijohn at Rutgers	11/13/1999
	3.0	James Wyche vs. Connecticut	10/30/2004

Season	Sacks	Name	Year
1.	17.5	Dwight Freeney	2001
2.	15.0	Tim Green	1984
3.	14.5	Tim Green	1983
4.	13.5	Tim Green	1985
5.	13.0	Dwight Freeney	2000
6.	11.0	Jamie Kimmel	1983
	11.0	Jerry Kimmel	1985
	11.0	Rob Burnett	1987
9.	10.5	Duke Pettijohn	1999
10.	10.0	Jay Bromley	2013

Career	Sacks	Name	Years
1.	45.5	Tim Green	1982-85
2.	34.0	Dwight Freeney	1998-01
3.	24.5	Duke Pettijohn	1997-00
4.	23.0	Terry Wooden	1986-89
5.	21.0	Kevin Mitchell	1990-93
6.	20.5	Jamie Kimmel	1980-84
7.	18.5	Louis Gachelin	2000-03
8.	18.0	Rob Burnett	1986-89
9.	17.0	Ted Gregory	1984-87
	17.0	Cameron Lynch	2011-14

SACK LEADERS BY CLASS

Freshman	Year	Sacks
1. Dan Conley	1990	5.0
2. Kevin Mitchell	1990	4.5
3. Terry Wooden	1986	4.0
4. Dyshawn Davis	2011	4.0
5. Brandon Sharpe	2009	3.5

Sophomore	Year	Sacks
1. Tim Green	1983	14.5
2. Rob Burnett	1987	11.0
3. Kevin Mitchell	1991	9.0
4. Keith Friberg	1986	7.0
5. Duke Pettijohn	1998	6.5

	Junior	Year	Sacks
1.	Tim Green	1984	15.0
2.	Dwight Freeney	2000	13.0
3.	Jamie Kimmel	1983	11.0
4.	Duke Pettijohn	1999	10.5
5.	Jameel McClain	2006	9.5
	Doug Hogue	2009	9.5

	Senior	Year	Sacks
1.	Dwight Freeney	2001	17.5
2.	Tim Green	1985	13.5
3.	Jerry Kimmel	1985	11.0
4.	Jay Bromley	2013	10.0
5.	Terry Wooden	1989	9.0
	Ryan LaCasse	2005	9.0

MOST FUMBLES (FORCED AND RECOVERED)

Season	Tot (FF-FR)	Name	Year
1.	11 (8-3)	Dwight Freeney	2001

YEAR-BY-YEAR SACK LEADERS

Year	Name	No.	Yds
1978	Mike Gyetvay	5.5	--
1979	John Kinley	5.5	--
1980	Jamie Kimmel	5.0	--
1981	Chris Hand	5.0	--
1982	Jamie Kimmel	3.0	--
1983	Tim Green	14.5	--
1984	Tim Green	15.0	--
1985	Tim Green	13.5	--
1986	Keith Friberg	7.0	--
1987	Rob Burnett	11.0	--
1988	Keith Friberg	8.5	--
1989	Terry Wooden	9.0	--
1990	George Rooks	6.0	--
1991	Kevin Mitchell	9.0	47
1992	Kevin Mitchell	5.5	34
	Jo Jo Wooden	5.5	27
1993	Ernie Brown	3.0	23
	Dwayne Joseph	3.0	11
1994	Wilky Bazile	7.5	41
1995	Dave Rebar	4.5	30
1996	Antwaune Ponds	5.5	34
1997	Jason Walters	7.0	41
1998	Duke Pettijohn	6.5	55
1999	Duke Pettijohn	10.5	72
2000	Dwight Freeney ^	13.0	95
2001	Dwight Freeney ^ +	17.5	121
2002	Louis Gachelin	8.5	44
2003	Louis Gachelin	5.5	35
2004	James Wyche	5.5	38
2005	Ryan LaCasse	9.0	47
2006	Jameel McClain ^	9.5	51
2007	Tony Jenkins	2.0	12
2008	Nick Santiago	4.5	25
2009	Doug Hogue	9.5	81
2010	Chandler Jones	4.0	29
2011	Chandler Jones	4.5	34
2012	Brandon Sharpe	7.0	68
2013	Jay Bromley	10.0	102
2014	Cameron Lynch	7.0	37
2015	Ron Thompson	7.0	63
2016	Chris Slayton	4.0	28

+ - NCAA leader (ranked on number of sacks)

^ - BIG EAST leader (ranked on number of sacks)

MOST FUMBLES FORCED

Season	FF	Name	Year
1.	8	Dwight Freeney	2001

Career	FF	Name	Years
1.	14	Dwight Freeney	1998-01
2.	8	Derrell Smith	2007-10
	8	Ryan LaCasse	2002-05
4.	7	Chandler Jones	2008-11
5.	6	Ron Thompson	2013-15
	6	Diamond Ferri	2001-04
	6	Keeon Walker	1999-02
	6	Dave Rebar	1993-95
9.	5	James Wyche	2002-05
	5	Louis Gachelin	2000-03
	5	Will Hunter	1999-02
	5	Latroy Oliver	1999-02
	5	Duke Pettijohn	1998-00
	5	Donovin Darius	1994-97
	5	Dyshawn Davis	2011-14

RUSHING

Most Yards

298 Eddie Meyers Navy 11/7/1981

Most Carries

42 Eddie Meyers Navy 11/7/1981
42 Andre Williams Boston College 11/27/2010

Most Touchdowns

4 Sherman Myers Temple 10/13/1979
4 Eddie Meyers Navy 11/7/1981
4 Pat White West Virginia 10/14/2006
4 Lamar Jackson Louisville 9/9/2016
4 Dalvin Cook Florida State 11/19/2016

Longest Run

95^{TD} Ted Brown NC State 9/17/1977

PASSING

Most Yards

555 Brian Brohm Louisville 8/22/2007

Most Attempts

65 Brian Brohm Louisville 8/22/2007

Most Completions

45 Brian Brohm Louisville 8/22/2007

Most Touchdowns

6 Matt Barkley USC 9/8/2012

Longest Pass Play

99^{TD} Terry Peel to Robert Ford NC State 9/17/1977

RECEIVING

Most Receptions

14 Eric Page Toledo 9/24/2011
14 Noel Thomas Connecticut 9/24/2016

Most Yards

279 Ernest Wilford Virginia Tech 11/9/2002

Most Touchdowns

4 Ernest Wilford Virginia Tech 11/9/2002

TOTAL OFFENSE

Most Yards

610 Lamar Jackson Louisville 9/2/2016

ALL-PURPOSE

Most Yards

341 Curt Warner Penn State 10/17/1981



In 1981, Penn State's Curt Warner gained 341 all-purpose yards, which is the most for an opposing player against the Orange.

SCORING

Most Points

30 Sherman Myers Temple 10/13/1979

Most Touchdowns

5 Sherman Myers Temple 10/13/1979

Most Field Goals

5 Maikon Bonani USF 11/9/2002

Longest Field Goal

56 Delbert Alvarado USF 11/11/2006

Longest Field-Goal Attempt

63 Nick Mike-Mayer Temple 9/9/1972

Most PATS

10 Chris Blewitt Pittsburgh 11/26/2016

KICKOFF RETURNS

Most Yards

208 Najeh Davenport Miami (Fla.) 11/28/1998

Most Returns

7 Don McKnight Cincinnati 10/10/1998
7 Hank Poteat Pittsburgh 10/31/1998

Longest Return

100^{TD} Roger Kochman Penn State 11/7/1959
100^{TD} DeJuan Daniels Boston College 10/30/1999
100^{TD} Shawn Terry West Virginia 11/4/2000
100^{TD} Nathan Jones Rutgers 10/26/2002

PUNT RETURNS

Most Yards

155 D'Angelo Hall Virginia Tech 10/11/2003

Most Returns

7 Gordon Jones Pittsburgh 11/1/1975
7 Mike Lewis Maryland 10/3/1981

Longest Return

89^{TD} Harry Jefferson Illinois 10/23/1954

PUNTING

Most Punts

12 Ted Kemmerer Penn State 11/8/1952
12 Alex Kinal Wake Forest 11/2/2013

Most Yards

495 Alex Kinal Wake Forest 11/2/2013

Longest Punt

76 Ed Abel Colgate 11/14/1959
76 Zack Campbell Akron 10/24/2009

INTERCEPTIONS

Most Interceptions

3 Marcus Mauny West Virginia 11/24/1973
3 Willie Pile Virginia Tech 10/21/2000
3 Garnell Wilds Virginia Tech 11/9/2002

Most Yards

121 Carl Holland Cornell 11/8/1947

Longest Return

95^{TD} Carl Holland Cornell 11/8/1947

SCORING

MOST POINTS

Game	Pts	Opponent	Date
1.	144	vs. Manhattan	11/5/1904
2.	85	vs. Johns Hopkins	10/19/1929
3.	82	vs. Rochester	10/16/1915
4.	81	vs. Hamilton	10/3/1914
5.	77	vs. Hobart	9/28/1929
6.	75	at St. Louis	11/27/1913
7.	73	vs. Mount Union	11/6/1915
	73	vs. Ohio	10/7/1916
9.	71	vs. Colgate	11/14/1959
10.	70	vs. St. Lawrence	10/6/1900
	70	vs. Rutgers	9/19/1998

ACC Game

Pts	Opponent	Date
1.	61 at Pittsburgh	11/26/2016

Season

	Pts	Year	Games	Avg.
1.	468	1998	11	42.5
2.	423	1997	12	35.3
3.	407	1996	11	37.0
4.	405	1904	9	45.0
5.	390	1959	10	39.0
	390	2012	13	30.0
7.	363	1987	11	33.0
8.	347	2002	12	28.9
9.	334	1995	11	30.4
10.	331	1915	12	27.6

MOST POINTS IN ONE QUARTER

Pts	Opponent (Quarter)	Date
1.	37 vs. Cornell (2nd)	10/11/1958
2.	35 vs. Temple (2nd)	11/6/1993
3.	30 vs. Colgate (1st)	11/14/1959

ACC Game

Pts	Opponent (Quarter)	Date
1.	27 at Pittsburgh (4th)	11/26/2016

MOST POINTS IN ONE HALF

Pts	Opponent (Half)	Date
1.	45 vs. Miami (Fla.) (1st)	11/28/1998
	vs. Colgate (1st)	11/14/1959
3.	43 vs. Cornell (1st)	10/11/1958
4.	42 Nine times	
	Last: vs. Tulane (1st)	9/21/2013

ACC Game

Pts	Opponent (Half)	Date
1.	40 at Pittsburgh (2nd)	11/26/2016

MOST POINTS PER GAME

Season	Avg.	Year	Pts	Games
1.	45.0	1904	405	9
2.	42.5	1998	468	11
3.	39.0	1959	390	10
4.	37.0	1996	407	11
5.	35.3	1997	423	12
6.	33.0	1987	363	11
7.	30.6	1916	275	9
8.	30.4	1995	334	11
9.	30.0	2012	390	13
10.	29.6	1929	266	9

MOST TOUCHDOWNS

Game	TD	Opponent	Date
1.	10	vs. Colgate	11/14/1959
	10	vs. Rutgers	9/19/1998
3.	9	vs. Colgate	11/17/1956
	9	vs. Holy Cross	10/23/1971
	9	vs. Cincinnati	10/10/1998
	9	vs. Miami (Fla.)	11/28/1998
	9	vs. Buffalo	9/2/2000
	9	vs. Rhode Island	9/14/2002
	9	at Pittsburgh	11/26/2016
10.	8	at Cornell	10/11/1958
	8	vs. Miami (Fla.)	11/21/1970
	8	vs. Boston College	11/18/1995
	8	vs. East Carolina	10/4/1997
	8	vs. Temple	10/18/1997
	8	vs. Rutgers	9/19/1998

ACC Game

TD	Opponent	Date
1.	9 at Pittsburgh	11/26/2016

Season

TD	Year
1.	62 1998
2.	57 1997
3.	56 1959
4.	53 1996
5.	49 2012
6.	45 1987
	45 2002
8.	43 1995
9.	41 1990
	41 2003

FEWEST POINTS

Game	Pts	Opponent	Date
1.	0	152 times	
		Last: at Clemson	11/5/2016

ACC Game

Pts	Opponent	Date
1.	0 at Georgia Tech	10/19/2013
	0 at Clemson	11/5/2016

Season (min. 2 games)

	Pts	Year
All-Time:	4	1892
Modern (since 1946):	77	1947

MOST TIMES SHUT OUT

Season	SHO	Year
All-Time:	8	1892
Modern (since 1946):	3	1974

Consecutive

	SHO	Year
All-Time:	6	1892
Modern (since 1946):	2	1947
	2	1993

MISCELLANEOUS

Games Played

Games played	GP	Year	W-L-T
1.	14	1893	4-9-1
2.	13	1990	7-4-2
	13	1997	9-4-0
	13	2001	10-3-0
	13	2010	8-5-0
	13	2012	8-5-0
	13	2013	7-6-0

Games Won

	W	Year	W-L-T
1.	11	1959	11-0-0
	11	1987	11-0-1
3.	10	1988	10-2-0
	10	1991	10-2-0
	10	1992	10-2-0
	10	2001	10-3-0

BIG EAST Games Won

	W	Year	W-L-T
1.	6	1992	6-0-0
	6	1996	6-1-0
	6	1997	6-1-0
	6	1998	6-1-0
	6	2001	6-1-0

ACC Games Won

	W	Year	W-L-T
1.	4	2013	4-4-0

ALL-TIME STREAKS

Longest Winning Streak: 16 (1959-60) all 11 games in '59, first 5 games of '60, ended vs. Pittsburgh, 10-0.

Longest Unbeaten Streak: 16 (1959-60) all 11 games in '59, first 5 games of '60, ended vs. Pittsburgh, 10-0.

Longest Regular-Season Winning Streak: 22 (1958-60) last 7 games of '58, all 10 games of '59, first 5 games of '60, ended vs. Pittsburgh, 10-0.

Longest Single-Season Winning Streak: 11 (1959) perfect 11-0 record; (1987) all 11 regular-season games of '87, ended with tie vs. Auburn, 16-16, (1988 Sugar Bowl).

Longest Home Winning Streak: 16 (1986-1989) last 3 games of '86, all 6 games in '87, all 6 games in '88, first game of '89, ended vs. Florida State, 41-10.

Longest Road Winning Streak (including bowls): 9 (1959-60) all 6 games in '59, first 3 games of '60, ended vs. Army, 9-6.

Longest Road Winning Streak (regular season): 12 (1958-60) last 3 games in '58, all 6 games in '59, first 3 games of '60, ended vs. Army, 9-6.

Longest Season-Opening Winning Streak: 11 games (1959) perfect 11-0 record; (1987) all 11 regular-season games of '87, ended with tie vs. Auburn, 16-16 (1988 Sugar Bowl).

Longest Losing Streak: 11 (2005-06) last 9 games of '05, first 2 games of '06, ended vs. Illinois, 31-21*.

Longest Single-Season Losing Streak: 9 (2005) final 9 games.

Longest Home Losing Streak: 5 (1973), ended vs. Boston College, 24-13; (2014) final 5 games, ended vs. Rhode Island, 47-0, first home game of '15.

Longest Road Losing Streak: 10 (1946-48) last game of '46, all 5 games of '47, all 4 games of '48, ended vs. Rutgers, 21-9, first road game of '49.

Longest Season-Opening Losing Streak: 8 (1973), ended vs. Holy Cross, 5-3.

* - Win vacated by NCAA



TEAM RECORDS

1959 NATIONAL CHAMPIONS

136 ALL-AMERICANS

MOST FIELD GOALS MADE

Game	FG	Opponent	Date
1.	5	vs. Kent State	9/10/1983
2.	4	vs. Tulane	10/2/1999
	4	vs. Tennessee	9/5/1998
	4	vs. East Carolina	10/28/1989
	4	vs. Maryland	9/5/1987
	4	vs. Colgate	10/31/1981
	4	vs. Miami (Fla.)	10/27/1979
	4	vs. NC State	9/16/1978
	4	vs. Connecticut	10/19/2012
	4	vs. Colgate	9/2/2016

ACC Game

Game	FG	Opponent	Date
1.	3	at Wake Forest	10/18/2014
	3	vs. Wake Forest	9/12/2015

Season

Game	FG	Year
1.	18	1981
	18	2010
3.	17	1991
	17	1985
	17	2014
6.	16	1977
	16	1978
	16	1987
	16	1992
	16	2006
	16	2015

MOST FIELD GOALS ATTEMPTED

Game:	6 vs. Navy, 1970
	6 vs. West Virginia, 1975
ACC Game:	3, Seven times
	Last: vs. Virginia Tech, 2016
Season:	30, 1975

MOST PATS MADE BY KICK

Game	PAT	Opponent	Date
1.	10	vs. Rutgers	9/19/1998
2.	9	vs. Miami (Fla.)	11/28/1998
	9	vs. Cincinnati	10/10/1998
	9	vs. Holy Cross	10/23/1971
5.	8	vs. East Carolina	10/4/1997
	8	vs. Miami (Fla.)	11/21/1970
7.	7	17 times	
		Last: at Pittsburgh	11/26/2016

ACC Game

Game	PAT	Opponent	Date
1.	7	at Pittsburgh	11/26/2016

Season

PAT	Year
1.	58
2.	52
3.	46
4.	43
	43
6.	38
7.	37
8.	37
9.	36
10.	35

MOST CONSECUTIVE PATS MADE BY KICK

Overall: 262, 1978-89

MOST PATS BY KICK ATTEMPTED

Game:	10 vs. Rutgers, 1998
ACC Game:	9 at Pittsburgh, 2016
Season:	58, 1998

TOTAL OFFENSE

MOST YARDS

Game	Yds	Opponent	Date
1.	675	vs. Rutgers	10/10/1992
2.	668	at Pittsburgh	11/26/2016
3.	637	vs. Cincinnati	10/10/1998
4.	634	vs. East Carolina	9/5/1992
5.	629	vs. Rhode Island	9/14/2002
6.	604	vs. Virginia Tech	11/9/2002
7.	618	vs. Pittsburgh	10/8/1994
8.	615	vs. Rutgers	10/9/1997
9.	610	vs. Colgate	11/17/1956
10.	607	vs. Colgate	11/14/1959
	607	vs. Virginia	11/15/1975

ACC Game

Game	Yds	Opponent	Date
1.	668	at Pittsburgh	11/26/2016

Season

Game	Yds	Year
1.	6,188	2012
2.	5,290	2016
3.	5,127	1997
4.	4,899	2013
5.	4,843	1987
6.	4,769	1992
7.	4,730	1998
8.	4,517	2002
9.	4,515	1959
10.	4,487	1979

FEWEST YARDS

Game:	-47 at Penn State, 1947
ACC Game:	136 at Boston College, 2014
Season:	1,538, 1947

MOST PLAYS

Game	Plays	Opponent	Date
1.	106	at Pittsburgh	11/26/2016
2.	105	vs. USF	9/17/2016
3.	100	vs. Virginia Tech	11/9/2002
	100	vs. Virginia Tech	10/15/2016
5.	98	vs. Kansas	9/29/1959
6.	95	vs. Northwestern	9/1/2012
	95	at Northwestern	9/22/1979
	95	at Rutgers	10/9/1997
9.	94	vs. Boston College	11/30/2013
10.	93	vs. Holy Cross	11/11/1967
	93	vs. Pittsburgh	10/12/1968
	93	vs. Louisville	9/9/2016

ACC Game

Game	Plays	Opponent	Date
1.	106	at Pittsburgh	11/26/2016

Season

Game	Plays	Year
1.	1,028	2012
2.	971	2016
3.	958	2013
4.	861	2002
5.	835	1979
6.	829	2001
	829	1997
8.	820	2003
9.	818	1972
10.	814	2011

FEWEST PLAYS

Game:	36 vs. Penn State, 1965
ACC Game:	48 at Boston College, 2014
Season:	458, 1955

MOST YARDS PER PLAY

Game	Avg. (Plays/Yds)	Opponent	Date
1.	9.5 (46/437)	vs. Colgate	9/25/2010
	9.3 (65/607)	vs. Colgate	11/14/1959
3.	8.8 (61/536)	vs. Temple	10/22/1994
4.	8.7 (61/533)	vs. Rutgers	10/5/1996
5.	8.6 (59/507)	vs. Army	11/16/1996
	8.6 (74/637)	vs. Cincinnati	10/10/1998
	8.6 (73/629)	vs. Rhode Island	9/14/2002
8.	8.4 (80/675)	vs. Rutgers	10/10/1992
9.	8.3 (56/463)	vs. Navy	11/5/1988
10.	8.2 (72/589)	vs. West Virginia	10/24/1959
	8.2 (60/492)	vs. Vanderbilt	9/7/1991
	8.2 (54/444)	at Pittsburgh	10/16/1993
	8.2 (57/470)	vs. Wisconsin	8/24/1997
	8.2 (62/510)	vs. Rutgers	9/19/1998

ACC Game

Game	Avg. (Plays/Yds)	Opponent	Date
1.	7.3 (51/370)	vs. Wake Forest	9/12/2015
	7.3 (73/532)	at Boston College	10/22/2016

Season

Game	Avg. (Plays/Yds)	Year
1.	6.2 (778/4,843)	1987
	6.2 (829/5,127)	1997
3.	6.1 (780/4,730)	1998
4.	6.0 (748/4,515)	1959
	6.0 (720/4,305)	1988
	6.0 (1,028/6,188)	2012
7.	5.9 (748/4,378)	1989
	5.9 (809/4,769)	1992
	5.9 (706/4,152)	1995
10.	5.8 (748/4,318)	1993
	5.8 (757/4,426)	1996

FEWEST YARDS PER PLAY

Game:	-1.0 at Penn State, 1947
ACC Game:	2.7 at Clemson, 2014
Season:	3.1, 1947

MOST TOTAL YARDS PER GAME

Season	Avg. (Gms/Yds)	Year
1.	476.0 (13/6,188)	2012
2.	451.5 (10/4,515)	1959
3.	440.8 (12/5,290)	2016
4.	440.3 (11/4,843)	1987
5.	433.5 (11/4,769)	1992
6.	430.0 (11/4,730)	1998
7.	427.3 (12/5,127)	1997
8.	407.9 (11/4,487)	1979
9.	402.4 (11/4,426)	1996
10.	398.0 (11/4,378)	1989



Syracuse averaged more than 400 yards of total offense per game for three straight seasons from 1996-98. The 1998 squad logged 430 yards a contest, posted an 8-4 record and earned a berth in the 1999 Orange Bowl.

MISCELLANEOUS

MOST FIRST DOWNS

Game	FD	Opponent	Date
1.	38	at Pittsburgh	11/26/2016
2.	36	vs. Pittsburgh	10/8/1994
3.	34	at Virginia	11/15/1975
4.	34	at Rutgers	10/9/1997
5.	33	vs. Cincinnati	10/10/1998
6.	32	vs. Kansas	9/29/1959
7.	32	vs. Virginia Tech	10/15/2016
8.	31	vs. Colgate	11/17/1956
9.	31	at Northwestern	9/22/1979
10.	30	at Boston University	11/21/1959
	30	vs. Pittsburgh	10/12/1968
	30	at East Carolina	9/5/1992
	30	vs. Boston College	11/24/2001
	30	vs. Boston College	11/30/2013
	30	vs. USF	9/17/2016

ACC Game	FD	Opponent	Date
1.	38	at Pittsburgh	11/26/2016

Season	FD	Year
1.	328	2012
2.	268	2016
3.	259	1997
4.	258	1992
5.	251	1998
6.	251	2013
7.	250	1979
8.	240	1959
9.	235	2002
10.	232	1987
	232	1990

FEWEST PENALTIES

Season	Pen	Year
1.	32	1956
2.	35	1974
3.	36	1957
4.	41	1953
5.	42	1955
	42	1954
7.	43	1981
	43	1976
9.	44	1960
10.	45	1975

MOST PENALTIES

Game	Pen	Opponent	Date
1.	16	at Boston College	10/22/2016
2.	15	vs. George Washington	11/17/1962
	15	vs. Rutgers	10/2/2004
4.	13	at Temple	10/3/1952
	13	at Maryland	10/6/1973
	13	vs. Maryland	10/8/1983
	13	vs. Temple	10/7/1995
	13	vs. Tulane	10/2/1999
9.	14	at Rutgers	11/13/1999
	14	vs. Maine	9/18/2010

ACC Game	Pen	Opponent	Date
1.	16	at Boston College	10/22/2016

Season	Pen	Year
1.	100	2001
2.	99	2013
3.	97	2012
4.	96	2016
5.	93	1999
6.	90	1997
7.	89	2010
8.	89	1972
9.	86	2014
10.	83	2000

MOST YARDS PENALIZED

Game	Yds	Opponent	Date
1.	140	vs. Cornell	10/11/1958

ACC Game	Yds	Opponent	Date
1.	135	at Boston College	10/22/2016

Season	Yds	Pen	Year
1.	804	99	2013
2.	803	97	2012
3.	797	100	2001
4.	771	93	2010
5.	766	90	1972
6.	764	88	2004
7.	763	78	1977
8.	756	69	1968
9.	753	79	2011
	753	90	1997

MOST FUMBLES

Game:	11 vs. Cornell, 1950
ACC Game:	4 at Clemson, 2014 4 at Virginia, 2015
Season:	47, 1972

MOST FUMBLES LOST

Game:	7 vs. Cornell, 1950 7 at Wisconsin, 1972
ACC Game:	2 at Virginia, 2015 2 at Boston College, 2016
Season:	28, 1972

MOST TOTAL TURNOVERS

Game:	11 vs. Cornell, 1950
ACC Game:	4 vs. Clemson, 2013
Season:	43, 1968

RUSHING

MOST YARDS

Game	Yds	Opponent	Date
1.	511	vs. Colgate	11/17/1956
2.	497	at Virginia	11/15/1975
3.	455	vs. West Virginia	10/24/1959
4.	438	vs. Colgate	11/14/1959
5.	435	at Northwestern	9/22/1979
6.	433	vs. Northwestern	9/27/1980
7.	431	vs. West Virginia	11/13/1965
8.	421	at East Carolina	9/5/1992
9.	418	vs. Colgate	10/30/1982
10.	417	at Boston University	11/21/1959

ACC Game

Yds	Opponent	Date
1. 362	at NC State	10/12/2013

Season

Yds	Year
1. 3,136	1959
2. 3,071	1979
3. 2,600	1996
4. 2,533	2013
5. 2,512	1998
6. 2,510	1964
7. 2,479	1978
8. 2,465	1980
9. 2,431	2012
10. 2,426	1992

FEWEST YARDS

Game:	-107 at Penn State, 1947
ACC Game:	28 vs. NC State, 2016
Season:	543, 1948

MOST YARDS PER CARRY

Game (min. 40 attempts)

Avg. (Att/Yds)	Opponent	Date
1. 9.3 (40/370)	vs. Rutgers	10/2/2004
2. 9.1 (40/362)	at NC State	10/12/2013
3. 8.5 (40/340)	vs. Cornell	10/11/1952
4. 8.3 (41/342)	vs. Rutgers	9/23/1950
5. 7.6 (50/380)	vs. Rutgers	10/5/1996
6. 7.5 (68/511)	vs. Colgate	11/17/1956
7.5 (61/455)	vs. West Virginia	10/24/1959
8. 7.4 (47/348)	vs. Boston University	9/26/1952
7.4 (47/346)	vs. Rutgers	9/19/1998
10. 7.3 (41/298)	vs. Colgate	11/14/1959
7.3 (57/417)	at Boston University	11/21/1959
7.3 (59/433)	vs. Northwestern	9/27/1980

ACC Game (min. 40 attempts)

Avg. (Att/Yds)	Opponent	Date
1. 9.1 (40/362)	at NC State	10/12/2013

Season

Avg. (Att/Yds)	Year
1. 5.3 (588/3,136)	1959
2. 5.1 (451/2,309)	1960
3. 4.9 (531/2,600)	1996
4. 4.8 (521/2,512)	1998
5. 4.7 (510/2,376)	1950
4.7 (656/3,071)	1979
4.6 (544/2,510)	1964
4.6 (485/2,231)	1963
4.6 (392/1,784)	2008
4.6 (553/2,533)	2013

FEWEST YARDS PER CARRY

Game	Avg. (Att/Yds)	Opponent	Date
1.	-3.7 (29/-107)	at Penn State	10/18/1947

ACC Game

Avg. (Att/Yds)	Opponent	Date
1. 1.0 (28/28)	vs. NC State	11/12/2016

Season

Avg. (Att/Yds)	Year
1. 2.0 (375/753)	2007

MOST YARDS PER GAME

Season

Avg. (Gms/Yds)	Year
1. 313.6 (10/3,136)	1959
2. 279.2 (11/3,071)	1979
3. 256.6 (9/2,309)	1960
4. 251.0 (10/2,510)	1964
5. 248.6 (8/1,989)	1956
6. 239.0 (10/2,390)	1965
7. 237.6 (10/2,376)	1950
8. 236.4 (11/2,600)	1996
9. 230.1 (8/1,841)	1954
10. 229.8 (10/2,298)	1967

MOST ATTEMPTS

Game	Att	Opponent	Date
1.	82	at Virginia	11/15/1975
2.	79	at Northwestern	9/22/1979
3.	79	at Boston College	11/18/1978
4.	77	vs. Kansas	9/29/1959
5.	76	at Navy	11/10/1979
6.	73	vs. McNeese State	12/15/1979
73	vs. Pittsburgh	10/31/1970	
73	vs. Temple	9/21/1951	
9.	72	at Holy Cross	10/21/1950
10.	71	at Boston University	11/21/1951

ACC Game

Att	Opponent	Date
1. 51	vs. Boston College	11/30/2013

Season

Att	Year
1. 656	1979
2. 621	1978
3. 607	1972
4. 590	1977
5. 588	1959
6. 583	1980
7. 580	2001
8. 579	1970
9. 569	1971
10. 563	1973

FEWEST ATTEMPTS

Game:	17 vs. USF, 2007
ACC Game:	23 vs. Pittsburgh, 2015
Season:	263, 1948



Jerome Smith ran for 140 yards on 19 carries at NC State in 2013 to help the Orange average 9.1 yards per carry versus the Wolfpack.

MOST TOUCHDOWNS

Game	TD	Opponent	Date
1.	9	vs. Colgate	11/17/1956
2.	8	vs. Rutgers	9/19/1998
3.	7	vs. Colgate	11/15/1958
7	vs. Rutgers	11/25/2000	
5.	6	vs. Lafayette	10/6/1951
6	vs. Kansas	9/26/1964	
6	at West Virginia	11/13/1965	
6	at Wisconsin	10/4/1969	
6	vs. Holy Cross	10/23/1971	
6	vs. Washington State	9/29/1979	
6	vs. Northwestern	9/27/1980	
6	vs. Buffalo	9/2/2000	
6	vs. Rhode Island	9/14/2002	

ACC Game

TD	Opponent	Date
1. 4	at Pittsburgh	11/26/2016

Season

TD	Year
1. 34	1998
2. 30	1959
30	2002
4. 28	2001
28	1996
28	1964
7. 27	2003
27	2000
9. 26	1997
26	1990
26	1979

PASSING

MOST YARDS

Game	Yds	Opponent	Date
1.	482	vs. Northwestern	9/1/2012
2.	440	at Pittsburgh	11/26/2016
3.	437	vs. Colgate	9/2/2016
4.	434	at Boston College	10/22/2016
5.	428	vs. Cincinnati	11/24/2007
6.	425	vs. Rutgers	10/10/1992
7.	423	at Louisville	9/22/2007
8.	407	at Connecticut	9/24/2016
9.	405	vs. Virginia Tech	10/15/2016
10.	403	vs. Virginia Tech	11/9/2002

ACC Game	Yds	Opponent	Date
1.	440	at Pittsburgh	11/26/2016

Season	Yds	Year
1.	3,855	2016
2.	3,757	2012
3.	2,750	2007
4.	2,733	2011
5.	2,710	1997
6.	2,654	1989
7.	2,639	1993
8.	2,518	1987
9.	2,446	2009
10.	2,375	2010

FEWEST YARDS

Game:	0 vs. Colgate, 1947 0 vs. Colgate, 1951 0 at Fordham, 1954 0 vs. Penn State, 1956
ACC Game:	66 at Boston College, 2014
Season:	301, 1954

MOST COMPLETIONS

Game	Cmp	Opponent	Date
1.	45	vs. Northwestern	9/1/2012
2.	43	at Pittsburgh	11/26/2016
3.	40	vs. Colgate	9/2/2016
4.	32	vs. USF	9/17/2016
	32	at Boston College	10/22/2016
6.	31	vs. Cincinnati	11/24/2007
	31	at Connecticut	11/28/2009
	31	vs. Notre Dame	10/1/2016
9.	30	vs. USC	9/8/2012
	30	vs. Virginia Tech	10/15/2016

ACC Game	Cmp	Opponent	Date
1.	43	at Pittsburgh	11/26/2016

Season	Cmp	Year
1.	332	2016
2.	295	2012
3.	261	2011
4.	242	2013
5.	229	2009
6.	207	2014
7.	205	2010
8.	202	2007
9.	186	2003
10.	181	2004

FEWEST COMPLETIONS

Game:	0 vs. Colgate, 1947 0 vs. Colgate, 1951 0 at Fordham, 1954 0 vs. Penn State, 1956
ACC Game:	8 at Boston College, 2014 8 vs. Wake Forest, 2015 8 vs. Clemson, 2015
Season:	23, 1954

MOST ATTEMPTS

Game	Att	Opponent	Date
1.	66	vs. Northwestern	9/1/2012
2.	61	at Pittsburgh	11/26/2016
3.	55	vs. Virginia Tech	10/15/2016
4.	53	vs. Louisville	9/9/2016
5.	51	vs. Cincinnati	11/24/2007
	51	vs. Notre Dame	10/1/2016
7.	50	vs. USF	9/17/2016
8.	47	at Cincinnati	11/3/2012
9.	46	vs. USF	11/11/2011
	46	vs. Colgate	9/2/2016

ACC Game	Att	Opponent	Date
1.	61	at Pittsburgh	11/26/2016

Season	Att	Year
1.	522	2016
2.	473	2012
3.	418	2011
4.	405	2013
5.	383	2007
	383	2014
7.	364	2010
8.	354	2009
9.	333	2002
10.	319	2004

FEWEST ATTEMPTS

Game:	3 vs. Colgate, 1954 3 at Fordham, 1954 3 at Holy Cross, 1958
ACC Game:	14 vs. Wake Forest, 2015
Season:	66, 1955

MOST YARDS PER COMPLETION

Game	Avg. (Cmp/Yds)	Opponent	Date
1.	27.6 (8/221)	vs. Wake Forest	9/12/2015
2.	26.9 (7/188)	vs. Lafayette	10/1/1949

ACC Game	Avg. (Cmp/Yds)	Opponent	Date
1.	27.6 (8/221)	vs. Wake Forest	9/12/2015

Season	Avg. (Cmp/Yds)	Year
1.	18.1 (139/2,518)	1987

MOST YARDS PER ATTEMPT

Game	Avg. (Att/Yds)	Opponent	Date
1.	18.2 (13/236)	vs. Louisville	12/2/1989

ACC Game	Avg. (Att/Yds)	Opponent	Date
1.	15.8 (14/221)	vs. Wake Forest	9/12/2015

Season	Avg. (Att/Yds)	Year
1.	10.1 (250/2,518)	1987

MOST YARDS PER GAME


Season	Avg. (Gms/Yds)	Year
1.	321.3 (12/3,855)	2016
2.	289.0 (13/3,757)	2012
3.	241.3 (11/2,654)	1989
4.	239.9 (11/2,639)	1993
5.	229.2 (12/2,750)	2007
6.	228.9 (11/2,518)	1987
7.	227.8 (12/2,733)	2011
8.	225.8 (12/2,710)	1997
9.	213.0 (11/2,343)	1992
10.	212.4 (11/2,336)	1988

HIGHEST COMPLETION PERCENTAGE

Game	Pct. (Cmp/Att)	Opponent	Date
1.	.870 (40/46)	vs. Colgate	9/2/2016
2.	.842 (16/19)	vs. Army	11/16/1996
	.842 (32/38)	at Boston College	10/22/2016
4.	.833 (15/18)	vs. Temple	10/7/1995
	.833 (10/12)	vs. BYU	9/30/2000
6.	.824 (14/17)	vs. Navy	11/5/1988
	.824 (14/17)	at Northeastern	8/30/2008
8.	.810 (17/21)	at Temple	10/22/1994
9.	.800 (8/10)	at Miami (Fla.)	12/4/1971
	.800 (8/10)	at West Virginia	11/18/1972
	.800 (20/25)	vs. East Carolina	10/12/1991
	.800 (16/20)	vs. Cincinnati	10/10/1998
	.800 (16/20)	vs. Temple	11/8/2003
	.800 (28/35)	vs. Wagner	9/14/2013

ACC Game	Pct. (Cmp/Att)	Opponent	Date
1.	.842 (32/38)	at Boston College	10/22/2016

Season	Pct. (Cmp/Att)	Year
1.	.665 (177/266)	1989
2.	.647 (229/354)	2009
3.	.636 (332/522)	2016
4.	.625 (162/259)	1998
5.	.624 (261/418)	2011
	.624 (295/473)	2012
7.	.614 (129/210)	1995
8.	.613 (155/253)	1990
9.	.607 (159/262)	1988
10.	.599 (178/297)	1993



Dick Easterly tossed three of Syracuse's record six touchdown passes versus Colgate in 1959.

MOST TOUCHDOWNS

Game	TD	Opponent	Date
1.	6	vs. Colgate	11/14/1959
2.	5	vs. Colgate	10/24/1987
	5	vs. Cincinnati	10/10/1998
	5	vs. Maine	9/18/2010
	5	at Pittsburgh	11/26/2016
6.	4	17 times	
		Last: vs. Tulane	9/21/2013

ACC Game	TD	Opponent	Date
1.	5	at Pittsburgh	11/26/2016

Season	TD	Year
1.	26	2012
2.	24	1998
	24	2016
4.	23	1987
	23	1988
	23	2011
7.	22	1997
8.	21	1959
9.	19	1996
	19	2010
	19	2015

FEWEST PASSES HAD INTERCEPTED

Season	INT	Year
1.	5	1955
	5	1958
	5	2006
4.	6	1956
	6	1995
	6	1998

MOST PASSES HAD INTERCEPTED

Game:	6 at Temple, 1948
	6 at California, 1968
ACC Game:	4 vs. Clemson, 2013
Season:	26, 1982

PUNTING

MOST YARDS PER PUNT

Game	Avg. (Punts/Yds)	Opponent	Date
1.	52.5 (4/210)	vs. Boston College	10/2/1993
2.	52.0 (3/156)	vs. Rutgers	10/2/2004
	52.0 (3/156)	vs. Northwestern	9/1/2012
4.	51.8 (5/259)	vs. Pittsburgh	12/3/1988
	51.8 (8/414)	vs. West Virginia	10/30/1993
6.	51.7 (6/310)	at West Virginia	10/23/2010
	51.7 (3/155)	vs. Virginia Tech	9/28/1996
8.	51.5 (2/103)	vs. Boston College	10/18/2003
9.	51.3 (4/205)	at West Virginia	9/24/1988
	51.3 (7/359)	vs. Penn State	9/13/2008

ACC Game	Avg. (Punts/Yds)	Opponent	Date
1.	48.7 (3/146)	vs. Virginia Tech	10/15/2016

Season	Avg. (Punts/Yds)	Year
1.	44.3 (44/1,950)	1993
2.	43.9 (66/2,898)	2008
3.	43.5 (66/2,868)	2010
4.	43.4 (54/2,342)	1994
	43.4 (40/1,734)	1996
6.	43.3 (67/2,903)	2015
7.	43.1 (40/1,725)	1995
8.	42.6 (77/3,282)	2001
9.	42.3 (80/3,380)	2016
10.	42.1 (63/2,654)	2009

MOST YARDS

Game	Yds	Opponent	Date
1.	503	vs. Pittsburgh	11/1/1975
2.	502	vs. West Virginia	11/10/2001
	502	at Penn State	12/7/1968
4.	489	vs. Louisville	9/9/2016
5.	476	at Boston College	11/12/1994
6.	450	at Penn State	10/18/1986
7.	442	vs. Wake Forest	11/2/2013
8.	433	at Maryland	10/3/1981
9.	424	vs. Florida State	11/19/2016
10.	418	vs. Clemson	10/5/2013

ACC Game	Yds	Opponent	Date
1.	489	vs. Louisville	9/9/2016

Season	Yds	Year
1.	3,565	2005
2.	3,474	2013
3.	3,380	2016
4.	3,282	2001
5.	3,182	2014
6.	2,903	2015
7.	2,898	2008
8.	2,868	2010
9.	2,841	1984
10.	2,791	1970

FEWEST PUNTS

Game	Punts	Opponent	Date
1.	0	vs. Cincinnati	10/10/1998
	0	vs. Minnesota	9/23/1995
	0	vs. Temple	11/6/1993
	0	at Pittsburgh	10/19/1991
	0	vs. Virginia Tech	9/20/1986
	0	vs. Colgate	10/30/1982
	0	vs. Boston College	11/12/1977
	0	at Boston College	11/18/1967
	0	vs. Colgate	11/17/1956
10.	1	19 times	
		Last: at Rutgers	10/10/1998

ACC Game	Punts	Opponent	Date
1.	2	vs. Boston College	11/30/2013
	2	at Virginia	10/10/2015

Season	Punts	Year
1.	29	1959
	29	1954
3.	30	1956
4.	33	1955
5.	34	1960
6.	37	1964
7.	38	1992
8.	40	1953
	40	1962
	40	1995
	40	1996

MOST PUNTS

Game	Punts	Opponent	Date
1.	13	at Dartmouth	10/4/1946
	13	vs. Pittsburgh	11/1/1975
3.	12	vs. Dartmouth	10/4/1947
	12	at Penn State	12/7/1968
	12	at Virginia Tech	10/11/2003
6.	11	at Penn State	10/18/1947
	11	at Boston University	10/30/1948
	11	vs. Florida State	9/9/1978
	11	at Penn State	10/18/1986
	11	vs. West Virginia	11/10/2001
	11	vs. Kansas State	12/29/2001
	11	vs. West Virginia	9/4/2005
	11	vs. Wake Forest	11/2/2013
	11	vs. Louisville	9/9/2016

ACC Game	Punts	Opponent	Date
1.	11	vs. Wake Forest	11/2/2013
	11	vs. Louisville	9/9/2016

Season	Punts	Year
1.	88	1939
	88	1948
3.	86	2005
4.	84	2013
5.	80	2007
	80	2016
7.	77	2001
8.	76	2014
9.	75	1946
10.	72	1970
	72	2006

PUNT RETURN AND KICKOFF RETURN

MOST PUNT RETURN YARDS

Game	Yds	Opponent	Date
1.	190	vs. Miami	11/21/1970
2.	172	at Penn State	10/18/1969
3.	146	vs. Pittsburgh	10/30/1965
4.	137	vs. West Virginia	11/9/1963
5.	135	vs. Navy	11/8/1986
6.	133	vs. Navy	11/16/1968
7.	131	vs. Holy Cross	10/5/1963
8.	130	vs. Holy Cross	10/29/1955
9.	128	vs. Notre Dame	10/1/2016
10.	124	vs. Pittsburgh	10/12/1996

ACC Game

	Yds	Opponent	Date
1.	83	at Florida State	10/31/2015

Season

	Yds (Ret)	Year
1.	662 (51)	1941
2.	594 (38)	1970
3.	556 (36)	1965
4.	531 (34)	1997
5.	489 (40)	1963
6.	443 (41)	2000
7.	421 (31)	2002
8.	419 (27)	1985
9.	414 (36)	1996
10.	400 (26)	1969

MOST PUNT RETURNS

Game:	13 at Holy Cross, 1968
ACC Game:	4 vs. Boston College, 2013
	4 vs. NC State, 2014
	4 at Boston College, 2014
	4 at Florida State, 2015
Season:	69, 2007

MOST YARDS PER PUNT RETURN

Game (min. 3)	Avg. (Ret/Yds)	Opponent	Date
1.	43.0 (5/215)	at Penn State	10/18/1969

ACC Game (min. 3)

	Avg. (Ret/Yds)	Opponent	Date
1.	20.8 (4/83)	at Florida State	10/31/2015

Season

	Avg. (Ret/Yds)	Year
1.	17.4 (18/313)	2016
2.	17.0 (23/390)	1995

MOST KICKOFF RETURN YARDS

Game	Yds	Opponent	Date
1.	242	at Clemson	11/5/2016
2.	230	vs. Penn State	10/21/1978
3.	227	vs. Pittsburgh	9/27/2008
4.	207	at Washington	9/11/2010
5.	206	vs. Boston University	10/16/1954
6.	205	vs. Washington	8/31/2007
7.	199	vs. Rutgers	9/17/1994
8.	198	vs. Rutgers	10/13/2007
9.	196	vs. Alabama	1/1/1952
10.	194	vs. Penn State	9/13/2008

ACC Game

	Yds	Opponent	Date
1.	242	at Clemson	11/5/2016
2.	155	at Louisville	11/7/2015

Season

	Yds (Ret)	Year
1.	1,709 (69)	2007
2.	1,609 (73)	2008
3.	1,336 (59)	2011
4.	1,293 (64)	2016
5.	1,250 (55)	2009
6.	1,118 (54)	2002
7.	1,079 (48)	2010
8.	1,034 (47)	2004
9.	991 (45)	2005
10.	962 (38)	1998

MOST KICKOFF RETURNS

Game:	11 vs. Louisville, 2016
	11 at Pittsburgh, 2016
ACC Game:	11 vs. Louisville, 2016
	11 at Pittsburgh, 2016
Season:	73, 2008

MOST YARDS PER KICKOFF RETURN

Game (min. 3)	Avg. (Ret/Yds)	Opponent	Date
1.	50.7 (3/152)	vs. Florida	9/21/1991

ACC Game (min. 3)


	Avg. (Ret/Yds)	Opponent	Date
1.	24.7 (3/74)	at NC State	11/21/2015

Season

	Avg. (Ret/Yds)	Year
1.	26.5 (31/823)	1997



Max Suter racked up 1,299 of the Orange's record 1,709 kickoff return yards in 2007.



Syracuse averaged a record 50.7 yards per kickoff return against Florida in 1991. Kirby Dar Dar keyed the effort with a 95-yard touchdown on the opening kickoff.



DEFENSE

MOST POINTS ALLOWED

Game	Pts	Opponent	Date
1.	76	at Pittsburgh	11/26/2016
2.	75	at Union	11/11/1891
3.	68	at Cornell	10/3/1891
4.	66	at Union	11/11/1893
5.	63	at Nebraska	10/1/1983
6.	62	at Princeton	10/19/1912
	62	at Virginia Tech	10/16/1999
	62	vs. Louisville	9/9/2016
9.	61	vs. Alabama	1/1/1953
10.	59	at Columbia	11/23/1946
	59	at Miami (Fla.)	11/17/2001
	59	at Florida State	11/16/2013

ACC Game

Game	Pts	Opponent	Date
1.	76	at Pittsburgh	11/26/2016
2.	62	vs. Louisville	9/9/2016
3.	59	at Florida State	11/16/2013

Season

	Pts	Year
1.	463	2016
2.	418	2007
3.	406	2002
4.	392	2008
5.	372	2015
6.	344	2004
7.	342	2011
8.	335	2009
9.	330	2013
10.	324	1893

FEWEST POINTS ALLOWED

Game	Pts	Opponent	Date
1.	0	266 times Last: vs. Rhode Island	9/4/2015

ACC Game

Game	Pts	Opponent	Date
1.	0	vs. Wake Forest	11/2/2013

Season

	Pts	Year
All-Time:	16	1915
Modern (since 1946):	59	1958
	59	1959

FEWEST POINTS ALLOWED PER GAME

Season - All-Time (min. 9 games)

	Avg.	Year	Pts	Games
1.	1.3	1915	16	12
2.	2.1	1923	19	9
3.	2.7	1925	27	10
4.	3.0	1920	27	9
5.	3.7	1919	41	11
6.	3.9	1908	39	10
7.	4.2	1910	42	10
8.	4.6	1922	41	9
	4.6	1895	46	10
10.	5.1	1929	46	9

Season - Modern (since 1946)

	Avg.	Year	Pts	Games
1.	5.9	1959	59	10

MOST POINTS ALLOWED PER GAME

Season (min. 9 games)

	Avg.	Year	Pts	Games
1.	38.6	2016	463	12
2.	34.8	2007	418	12
3.	33.8	2002	406	12
4.	32.7	2008	392	12
5.	31.0	2015	372	12
6.	28.7	2004	344	12
7.	28.5	2011	342	12
8.	27.9	2009	335	12
9.	27.1	1948	244	9
10.	26.8	1978	295	11
	26.8	2005	295	11

LARGEST MARGIN OF VICTORY

Game

	Pts	Opponent (Score)	Date
1.	144	vs. Manhattan (144-0)	11/5/1904
2.	82	vs. Rochester (82-0)	10/16/1915
3.	81	vs. Hamilton (81-0)	10/3/1914
4.	79	vs. Johns Hopkins (85-6)	10/19/1929
5.	77	vs. Hobart (77-0)	9/28/1929
6.	75	at St. Louis (75-0)	11/27/1914
7.	73	vs. Mount Union (73-0)	11/6/1915
	73	vs. Ohio (73-0)	10/7/1916
9.	71	vs. Colgate (71-0)	11/14/1959
10.	70	vs. St. Lawrence (70-0)	10/6/1900

ACC Game

	Pts	Opponent (Score)	Date
1.	23	at Wake Forest (30-7)	10/18/2014

MOST TOUCHDOWNS ALLOWED

Game:	10 at Pittsburgh, 2016 9 at Columbia, 1946 9 vs. Alabama, 1951 9 at Nebraska, 1983
ACC Game:	10 at Pittsburgh, 2016 8 at Georgia Tech, 2013 8 at Florida State, 2013
Season:	61, 2016

MOST SHUTOUTS

Season

	SHO	Year
All-Time:	9	1915
Modern (since 1946):	5	1959

Consecutive

	SHO	Year
All-Time:	6	1925
Modern (since 1946):	2	1953
	2	1958 (twice)
	2	1959 (twice)
	2	1968
	2	1969

MOST FUMBLES RECOVERED

Game	FR	Opponent	Date
1.	8	vs. Lafayette	10/6/1951
2.	6	vs. Colgate	11/14/1953
3.	5	at West Virginia	11/17/1990
	5	at Missouri	10/3/1987
	5	vs. Villanova	9/13/1975
	5	at Illinois	10/23/1954
	5	vs. Cornell	10/7/1950
8.	4	10 times Last: vs. Auburn	9/22/2001

ACC Game

Game	FR	Opponent	Date
1.	3	at Louisville	11/7/2015
	3	vs. Florida State	11/19/2016

Season

	FR	Year
1.	24	1951
2.	22	1963
3.	21	1950
4.	19	1978
	19	1975
	19	1958
	19	1953
	19	1948
9.	18	1970
	18	1961
	18	1954

MOST FUMBLES BY AN OPPONENT

Game:	10 by Colgate, 1959
ACC Game:	6 by Louisville, 2016
Season:	37, 1972

MOST TAKEAWAYS

Game	Tks	Opponent	Date
1.	9	vs. Lafayette	10/6/1951
	9	vs. Colgate	11/14/1953
3.	8	at Indiana	10/2/1971
4.	7	at West Virginia	11/17/1990
	7	vs. Holy Cross	10/23/1971
	7	vs. Holy Cross	10/30/1954
	7	at Cornell	9/29/1951
8.	6	vs. West Virginia	11/1/1997
	6	at Maryland	9/8/1984
	6	at Pittsburgh	10/24/1981
	6	at West Virginia	10/7/1978
	6	vs. Villanova	9/13/1975
	6	vs. Temple	9/9/1972
	6	vs. Miami (Fla.)	11/21/1970
	6	at Navy	9/18/1965
	6	vs. Pittsburgh	10/30/1965
	6	vs. Penn State	10/14/1950

ACC Game

Game	Tks	Opponent	Date
1.	4	at Maryland	11/9/2013
	4	at Clemson	10/25/2014
	4	at Louisville	11/7/2015
	4	vs. Florida State	11/19/2016

Season

	Tks	Year
1.	42	1951
2.	39	1963
3.	37	1961
	37	1950
5.	35	1970
	35	1948
7.	34	1978
	34	1959
9.	33	1985
	33	1975
	33	1954

MISCELLANEOUS

FEWEST FIRST DOWNS
ALLOWED

Game	FD	Opponent	Date
1.	2	vs. Maryland	10/3/1959
	2	vs. Rhode Island	9/4/2015

ACC Game	FD	Opponent	Date
1.	9	vs. Boston College	11/28/2015

Season

	FD	Year
Total:	69	1939
	69	1941
Rushing:	27	1959
Passing:	21	1949

MOST PENALTIES BY AN
OPPONENT

Game:	17 by Maine, 2009
ACC Game:	11 by Boston College, 2015
Season:	109, 2007

MOST PENALTY YARDS BY AN
OPPONENT

Game:	163 by Columbia, 1947
ACC Game:	119 by Boston College, 2015
Season:	926, 2015



The Syracuse defense allowed only nine first downs against Boston College in 2015.

FEWEST TOTAL YARDS
ALLOWED

Game	Yds	Opponent	Date
1.	17	vs. George Washington	11/17/1962
2.	25	at Boston University	11/21/1959
3.	27	vs. Boston University	9/24/1960
4.	29	vs. Maryland	10/3/1959
5.	31	at Lafayette	11/4/1950
6.	40	vs. Cornell	10/11/1958
7.	41	vs. Nebraska	10/18/1958
	41	vs. UCLA	10/10/1964
9.	54	vs. Boston University	9/28/1946
	54	at Cornell	11/7/1953

ACC Game	Yds	Opponent	Date
1.	170	at Wake Forest	10/18/2014

Season	Yds	Year
1.	962	1959
2.	1,559	1960
3.	1,769	1953
4.	1,810	1955
5.	1,835	1954
6.	1,859	1964
7.	1,867	1958
8.	1,889	1962
9.	1,921	1967
10.	2,066	1956

FEWEST YARDS ALLOWED
PER PLAY

Game:	0.3 vs. George Washington, 1962
ACC Game:	2.7 vs. Wake Forest, 2013
Season:	2.0, 1959

FEWEST TOTAL YARDS
ALLOWED PER GAME

Season	Avg. (Gms/Yds)	Year
1.	96.2 (10/962)	1959
2.	173.2 (9/1,559)	1960
3.	185.9 (10/1,859)	1964
4.	188.9 (10/1,889)	1962
5.	192.1 (10/1,921)	1967
6.	196.6 (9/1,769)	1953
7.	207.4 (9/1,867)	1958
8.	217.2 (10/2,172)	1966
9.	223.6 (10/2,236)	1969
10.	223.7 (10/2,237)	1963

MOST TOTAL YARDS ALLOWED

Game	Yds	Opponent	Date
1.	845	vs. Louisville	9/9/2016
2.	654	vs. West Virginia	10/30/1993
	654	vs. Notre Dame	10/1/2016
	654	vs. Florida State	11/19/2016
5.	644	at Pittsburgh	11/26/2016
6.	642	at Florida State	9/21/1991
7.	628	at Louisville	9/22/2007
8.	624	vs. Clemson	10/5/2013
9.	615	at BYU	8/29/2002
10.	587	vs. Florida State	9/9/1978

ACC Game	Yds	Opponent	Date
1.	845	vs. Louisville	9/9/2016

Season	Yds	Year
1.	6,013	2016
2.	5,708	2002
3.	5,625	2007
4.	5,262	2015
5.	5,122	2004
6.	4,974	2008
7.	4,925	2012
8.	4,792	2006
9.	4,773	2013
10.	4,637	2011

MOST YARDS ALLOWED PER
PLAY

Game:	11.6 at Florida State, 2013
ACC Game:	11.6 at Florida State, 2013
Season:	6.9, 2016

MOST PLAYS ALLOWED

Game:	96 at Penn State, 1974
ACC Game:	95 at NC State, 2013
Season:	908, 2007

FEWEST PLAYS ALLOWED

Game:	30 vs. Kansas, 1959
ACC Game:	45 at Florida State, 2013
Season:	411, 1955

RUSHING DEFENSE

FEWEST RUSHING YARDS ALLOWED

Game	Yds	Opponent	Date
1.	-88	at Boston University	11/21/1959
2.	-57	vs. George Washington	11/17/1962
3.	-45	vs. Maryland	10/1/1966
4.	-37	at UCLA	12/8/1962
5.	-30	vs. Holy Cross	10/17/1959
6.	-19	vs. Baylor	9/23/1967
7.	-18	at Lafayette	11/4/1950
8.	-17	vs. Florida	9/21/1991
9.	-14	at Fordham	10/10/1952
10.	-13	vs. Temple	9/26/1953
	-13	at UCLA	12/5/1959

ACC Game	Yds	Opponent	Date
1.	21	vs. Pittsburgh	11/23/2013

Season	Yds (Gms)	Year
1.	193 (10)	1959
2.	548 (10)	1967
3.	738 (10)	1966
4.	849 (9)	1958
5.	861 (10)	1964
6.	920 (9)	1953
7.	938 (10)	1963
8.	964 (9)	1952
9.	1,007 (11)	1992
10.	1,043 (9)	1960

MOST RUSHING YARDS ALLOWED

Game	Yds	Opponent	Date
1.	457	at West Virginia	10/14/2006
2.	455	at Pittsburgh	11/3/1973
3.	446	vs. West Virginia	10/30/1993
4.	434	at Penn State	10/18/1986
5.	414	vs. Louisville	9/9/2016
6.	406	at West Virginia	11/9/1974
7.	403	at Army	9/13/1986
8.	395	vs. NC State	9/17/1977
9.	394	at Georgia Tech	10/19/2013
10.	393	at Pittsburgh	11/26/2016

ACC Game	Yds	Opponent	Date
1.	414	vs. Louisville	9/9/2016

Season	Yds (Gms)	Year
1.	2,980 (11)	1974
2.	2,807 (11)	1976
3.	2,700 (12)	2016
4.	2,575 (11)	1986
5.	2,494 (12)	2007
6.	2,393 (9)	1948
7.	2,274 (11)	1973
8.	2,273 (12)	2008
9.	2,258 (11)	1979
10.	2,240 (11)	2004

FEWEST RUSHING YARDS ALLOWED PER GAME

Season	Avg. (Gms/Yds)	Year
1.	19.3 (10/193)	1959
2.	54.8 (10/548)	1967
3.	73.8 (10/738)	1966
4.	86.1 (10/861)	1964
5.	91.5 (11/1,007)	1992
6.	93.8 (10/938)	1963
7.	94.3 (9/849)	1958
8.	99.9 (11/1,099)	1985
9.	101.6 (11/1,118)	1996
10.	101.8 (12/1,222)	2009

FEWEST RUSHES AGAINST

Game:	14 by East Carolina, 1992
ACC Game:	19 by Wake Forest, 2013
	19 by Florida State, 2013
Season:	299, 1959

MOST RUSHES AGAINST

Game:	77 by Army, 1986
ACC Game:	67 by Georgia Tech, 2013
Season:	636, 1974

FEWEST YARDS ALLOWED PER CARRY

Game	Avg. (Att/Yds)	Opponent	Date
1.	-3.8 (23/-88)	at Boston University	11/21/1959

ACC Game	Avg. (Att/Yds)	Opponent	Date
1.	0.8 (27/21)	vs. NC State	11/1/2014

Season	Avg. (Att/Yds)	Year
1.	0.6 (299/193)	1959

MOST YARDS ALLOWED PER CARRY

Game	Avg. (Att/Yds)	Opponent	Date
1.	11.8 (19/225)	at Florida State	11/16/2013

ACC Game	Avg. (Att/Yds)	Opponent	Date
1.	11.8 (19/225)	at Florida State	11/16/2013

Season	Avg. (Att/Yds)	Year
1.	5.4 (497/2,700)	2016



Kevin Mitchell and the 1992 Orange led the BIG EAST Conference in rushing defense (91.5 ypg).

FEWEST RUSHING TOUCHDOWNS ALLOWED

Season	TD	Year
1.	4	1959
2.	5	1966
3.	6	1958
4.	7	1956
	7	1969
	7	1987
	7	1996
8.	8	1957
	8	1961
	8	1962
	8	1963
	8	1985

MOST RUSHING TOUCHDOWNS ALLOWED

Game	TD	Opponent	Date
1.	8	at Nebraska	10/1/1983

ACC Game	TD	Opponent	Date
1.	7	at Georgia Tech	10/19/2013
	7	vs. Louisville	9/9/2016

Season	TD	Year
1.	35	2016
2.	32	1974
3.	30	2007
	30	1973
5.	26	2002
	26	1948
7.	25	1978
8.	24	2015
9.	22	1979
	22	1976
	22	1993

PASSING DEFENSE

FEWEST PASSING YARDS ALLOWED

Game	Yds	Opponent	Date
1.	0	vs. Colgate	11/15/1947
	0	vs. Colgate	11/13/1948
	0	at Army	10/15/1955
	0	vs. Army	9/16/1989
5.	6	vs. Penn State	10/2/1954
6.	7	vs. Lafayette	10/6/1951
	7	vs. Boston University	10/2/1953
	7	at Pittsburgh	11/3/1962
9.	8	at Cornell	11/5/1949
10.	9	vs. Boston College	11/28/2015

ACC Game	Yds	Opponent	Date
1.	9	vs. Boston College	11/28/2015

Season	Yds	Year
1.	487	1941
2.	516	1960
3.	533	1955
4.	728	1946
5.	742	1954
6.	756	1947
7.	769	1959
8.	826	1962
9.	846	1949
10.	849	1953

MOST PASSING YARDS ALLOWED

Game	Yds	Opponent	Date
1.	555	at Louisville	9/22/2007
2.	521	at East Carolina	9/5/1992
3.	504	vs. Virginia Tech	11/9/2002
4.	471	vs. Notre Dame	10/1/2016
5.	468	vs. Clemson	10/5/2013
6.	453	vs. Boston College	11/16/1985
7.	445	vs. Connecticut	10/30/2004
8.	440	at UCF	11/2/2002
9.	431	vs. Cincinnati	11/24/2007
	431	vs. Louisville	9/9/2016

ACC Game	Yds	Opponent	Date
1.	468	vs. Clemson	10/5/2013

Season	Yds	Year
1.	3,645	2002
2.	3,313	2016
3.	3,131	2007
4.	3,099	2011
5.	3,080	2015
6.	3,044	2012
7.	2,987	2013
8.	2,882	2004
9.	2,822	2009
10.	2,751	1985



The 1960 Syracuse football team surrendered 516 passing yards in nine games (57.3 ypg) and just one touchdown pass.

FEWEST PASSING YARDS ALLOWED PER GAME

Season	Avg. (Gms/Yds)	Year
1.	57.3 (9/516)	1960
2.	66.6 (8/533)	1955
3.	76.9 (10/769)	1959
4.	80.9 (9/728)	1946
5.	82.6 (10/826)	1962
6.	84.0 (9/756)	1947
7.	92.8 (8/742)	1954
8.	94.0 (9/846)	1949
9.	94.3 (9/849)	1953
10.	96.6 (10/966)	1950

FEWEST COMPLETIONS ALLOWED

Game:	0 vs. Colgate, 1947 0 vs. Colgate, 1948 0 at Army, 1955 0 vs. Army, 1989
ACC Game:	1 vs. Boston College, 2015
Season:	35, 1955

MOST COMPLETIONS ALLOWED

Game:	45 at Louisville, 2007
ACC Game:	35 vs. Clemson, 2015
Season:	267, 2007

FEWEST PASS ATTEMPTS ALLOWED

Game:	2 vs. Lafayette, 1951
ACC Game:	5 at Georgia Tech, 2013
Season:	95, 1955

MOST PASS ATTEMPTS ALLOWED

Game:	77 vs. East Carolina, 1992
ACC Game:	54 vs. Wake Forest, 2013
Season:	428, 2013

LOWEST PERCENTAGE OF PASSES COMPLETED


Game (min. 10 attempts)	Pct. (Cmp-Att)	Opponent	Date
1.	0.0 (0-10)	Colgate	11/15/1947

ACC Game (min. 10 attempts)	Pct. (Cmp-Att)	Opponent	Date
1.	0.8 (1-13)	Boston College	11/28/2015

Season	Pct.	Year
1.	33.3	1939

FEWEST PASSING TOUCHDOWNS ALLOWED

Season	TD	Year
1.	1	1960
2.	2	1953
	2	1958
	2	1959
5.	3	1988
6.	4	1950
	4	1955
	4	1984
9.	5	1973
	5	1962



Bob Grosvenor had six of the Orange's NCAA-leading 24 interceptions in 1992.

MOST PASSING TOUCHDOWNS ALLOWED

Game	TD	Opponent	Date
1.	6	vs. USC	9/8/2012
2.	5	at Baylor	9/10/1966
	5	at North Carolina	9/6/2003
	5	at Purdue	9/5/2004
	5	at USC	9/17/2011
	5	vs. Clemson	10/5/2013

ACC Game	TD	Opponent	Date
1.	5	vs. Clemson	10/5/2013

Season	TD	Year
1.	27	2008
2.	24	2009
3.	23	2004
	23	2012
5.	22	2002
	22	2003
	22	2013
8.	21	2011
9.	20	2007
	20	2016

MOST PASSES INTERCEPTED

Game	INT	Opponent	Date
1.	6	vs. Holy Cross	10/23/1971
2.	5	at Navy	9/18/1965
	5	at Penn State	10/17/1970
	5	at Indiana	10/2/1971
	5	at Temple	10/24/1992
	5	vs. Tulane	10/2/1999
7.	4	Nine times	
		Last: vs. Eastern Michigan	10/14/1995

ACC Game	INT	Opponent	Date
1.	3	vs. Wake Forest	9/12/2015

Season	INT	Year
1.	24	1992
2.	22	1971
3.	21	1968
4.	20	1985
5.	19	1956
	19	1959
	19	1995
	19	1961
9.	18	1951
	18	1970

FEWEST PASSES INTERCEPTED

Season	INT	Year
1.	7	2000
2.	8	1994
	8	2008
	8	2014
5.	9	1953
	9	1973
	9	1986
	9	1990
	9	1993
	9	2007
	9	2009
	9	2010
	9	2012

MOST INTERCEPTION RETURN YARDS

Game:	177 vs. Boston College, 1975
ACC Game:	50 vs. Louisville, 2016
Season:	463, 1956

MOST SACKS

Game	Sacks	Opponent	Date
1.	9	at Rutgers	10/26/1991
	9	vs. Virginia Tech	10/21/2000
	9	vs Rutgers	11/21/2009
4.	8	vs. Boston College	11/14/1981
	8	vs. Rutgers	9/19/1998
	8	vs. Miami (Ohio)	9/23/2006
7.	7	at Virginia Tech	9/26/1987
	7	vs. Boston College	11/4/1989
	7	vs. Boston College	11/18/1995
	7	at West Virginia	11/2/1996

ACC Game	Sacks	Opponent	Date
1.	5	at NC State	10/12/2013

Season	Sacks	Year
1.	41	1985
2.	40	2001
3.	37	2013
4.	35	1983
	35	2009
6.	34	1991
	34	2006
8.	33	1987
	33	1997
10.	32	1992

SPECIAL TEAMS DEFENSE

MOST PUNTS BY AN OPPONENT

Game:	13 by Holy Cross, 1968
ACC Game:	12 by Wake Forest, 2013
Season:	89, 1939

LOWEST PUNTING AVERAGE BY AN OPPONENT

Game (min. 3)	Avg. (Punts/Yds)	Opponent	Date
1.	16.7 (3/50)	Holy Cross	11/9/1957

ACC Game (min. 3)	Avg. (Punts/Yds)	Opponent	Date
1.	28.0 (4/112)	NC State	11/12/2016
2.	33.6 (5/168)	Boston College	11/30/2013

Season	Avg. (Punts/Yds)	Year
1.	31.8 (44/1,339)	1949

FEWEST PUNT RETURNS BY AN OPPONENT

Season:	13, 1995
---------	----------

FEWEST PUNT RETURN YARDS ALLOWED

Season:	72, 1992
---------	----------

FEWEST KICKOFF RETURNS BY AN OPPONENT

Season:	20, 1991
	20, 1992

MOST KICKOFF RETURNS BY AN OPPONENT


Game:	11 by Colgate, 1959
	11 by Rutgers, 1998
ACC Game:	6 by Clemson, 2015
Season:	75, 1998

FEWEST KICKOFF RETURN YARDS ALLOWED

Season:	340, 1954
---------	-----------

MOST KICKOFF RETURN YARDS ALLOWED

Game:	235 vs. Holy Cross, 1971
ACC Game:	133 vs. Boston College, 2015
Season:	1,533, 1998



FA CT S

SYRACUSE FOOTBALL 2017



KENT SYVERUD

Chancellor & President

Kent Syverud is chancellor and president of Syracuse University. Appointed by the University's Board of Trustees in September 2013, he assumed the post in January 2014, becoming the 12th leader of the University since its founding in 1870. A legal scholar and academician, Syverud earned distinction as a strategic thinker and visionary leader who has put forward a bold strategic plan to position the University for growth and recognition as a thriving global research university.

At Syracuse, Syverud identified four key institutional priorities: providing an outstanding undergraduate experience; empowering research excellence; fostering and supporting change and innovation; and positioning Syracuse as the best university in the world for veterans. He also launched a three-pronged initiative, Fast Forward Syracuse, to achieve these ambitious goals. Part of that initiative is an academic strategic planning process that builds on historic institutional strengths, positions the University to anticipate and quickly respond to emerging challenges and opportunities, and aligns the academic goals with a new framework for the physical transformation of the main campus.

A native of Irondequoit, N.Y., Syverud came to Syracuse from Washington University in St. Louis, where he served as dean and the Ethan A.H. Shepley Distinguished University Professor at the School of Law. Prior to that, he served as dean at Vanderbilt Law School and as associate dean for academic affairs and professor at the University of Michigan Law School. At Syracuse, he continues to teach each semester as a member of the College of Law and School of Education faculties. An elected member of the American Law Institute, Syverud's scholarship has addressed negotiation, civil litigation, dispute resolution, and higher education.

Syverud has a bachelor's degree from the Georgetown University School of Foreign Service and a law degree and master's in economics from the University of Michigan. He counts among his closest mentors retired U.S. Supreme Court Justice Sandra Day O'Connor, for whom he clerked shortly after she became the first woman named to the Supreme Court bench.

In addition to his higher education leadership, Syverud served as co-chair of the Central New York Regional Economic Development Council, part of a statewide network created by New York Governor Andrew Cuomo to help spur economic growth throughout the state. He previously served as one of two independent trustees of the Deepwater Horizon Oil Spill Trust, a \$20 billion fund to pay claims arising from the 2010 BP oil spill in the Gulf of Mexico. In October 2016, Syverud was appointed to the U.S. Department of Homeland Security (DHS) Academic Advisory Council, where he, and other academic leaders, advise DHS on homeland security, career opportunities for graduates, campus resilience and academic research. In January 2017, Syverud began a two-year term as Commissioner for the Middle States Commission on Higher Education. In this role, Syverud works with his colleagues to refine and implement accreditation standards and define the strategic direction and processes of the Commission.

Syverud is married to Dr. Ruth Chen, an accomplished environmental toxicologist and professor of practice at Syracuse University's College of Engineering and Computer Science. They are the parents of three grown sons, Steven, Brian, and David; and they have one granddaughter.



2017-18 BOARD OF TRUSTEES

Officers

Chairman: Steven W. Barnes, '82

Chairman Emeritus: Richard L. Thompson, '67, Hon. '15

Vice Chair: David G. Edelstein, '78

Vice Chair: Sharon Haines Jacquet, '72

Vice Chair: Reinaldo Pascual, '85

Vice Chair: Michael G. Thonis, '72

Senior VP & University Secretary: Lisa A. Dolak, L'88



Voting Trustees

Patrick J. Ahearn, '73, '74

Richard M. Alexander, '82

Joanne F. Alper, '72

Steven W. Ballentine, '83

Martin N. Bandier, '62

Tracy M. Barash, '89

Steven W. Barnes, '82

Andrew T. Berlin, '83

Lauren B. Cramer, '94

Darlene T. DeRemer, '77, '79

Nicholas M. Donofrio, '71, Hon. '11

David G. Edelstein, '78

Steven L. Einhorn, '64, '67

Cliff Ensley, '69, '70, '71

David B. Falk, '72

Winston C. Fisher, '96

Shelly Lotman Fisher, '80

David M. Flaum, '75

Neil A. Gold, '70

Joshua H. Heintz, '69

Peter A. Horvitz, '76

Sharon Haines Jacquet, '72

Lawrence S. Kramer, '72

James D. Kuhn, '70, '72

Christine E. Larsen, '84

Deborah Leone, '86, '87

Robert R. Light, '78

Donald T. MacNaughton, '68

Patricia H. Mautino, '64, '66

Theodore A. McKee, '75

James A. Monk, '80

Judith C. Mower, '66, '73, '80, '84

Ronald P. O'Hanley, '80

Mark A. Neporent, '82

Joan A. Nicholson, '71, '71, '89, '99

Reinaldo Pascual, '85

Edward J. Pettinella, '76

Howard G. Phanstiell, '70, '71

Elliott I. Portnoy, '86

Kent Syverud

Robert P. Taishoff, '86

Michael G. Thonis, '72

Michael T. Tirico, '88

Kathleen A. Walters, '73

Michael D. Wohl, '72, '75

Abdallah H. Yabroudi, '78, '79

Honorary Trustees

Alfred R. Goldstein, Hon. '85

Robert B. Menschel, '51, Hon. '91

Donald E. Newhouse, '51

Martin J. Whitman, '49, Hon. '08

Life Trustees

William F. Allyn, '59

H. Douglas Barclay, '61, Hon. '98

J. Patrick Barrett

Charles W. Beach, '58, '67

Michael M. Bill, '58

Lee N. Blatt, '51

John E. Breyer

Walter D. Broadnax, '75

William J. Brodsky, '65, '68

John H. Chapple, '75, Hon. '11

Wendy H. Cohen, '70, Hon. '02

Ángel Collado-Schwarz, '74

Robert J. Congel

John A. Couri, '63, Hon. '08

W. Carroll Coyne, '54, '57

Gerald B. Cramer, '52, Hon. '10

Renée Schine Crown, '50, Hon. '84

Daniel A. D'Aniello, '68

Michael A. Dritz, '59

Michael J. Falcone, '57

Daryl R. Forsythe, '65, '79

Stuart Frankel, '61

Marshall M. Gelfand, '50

Alan Gerry

Samuel V. Goekjian, '52

Kun Goh, Hon. '01

Lola L. Goldring, '51

Kenneth E. Goodman, '70

Melanie Gray, '81

Paul Greenberg, '65

Gerald T. Halpin, '50

Richard S. Hayden, '60

Richard L. Haydon, '66

Jerrold A. Heller, '63

Joyce Hergenhan, '63

Jonathan J. Holtz, '77

G. William Hunter, '65

Bernard R. Kossar, '53, '55

John L. Kreischer, '65

Stephen F. Kroft, '71

Joseph O. Lampe, '53, '55, Hon. '04

Vernon L. Lee, '54

Marvin K. Lender, '63

Arthur S. Liu, '66

Tarky J. Lombardi, '51, '54, Hon. '87

Arielle Tepper Madover, '94

Donovan J. McNabb, '98

Daniel N. Mezzalingua, '60

Robert J. Miron, '59

Eric Mower, '66, '68

Samuel G. Nappi

Alexander G. Nason, '81

Deryck A. Palmer, '78

Doris L. Payson, '57

Susan C. Penny, '70

Julius L. Pericola

Edwin A. Potter, '55

H. John Riley, '61

Alvin I. Schragis, '51

Judith Greenberg Seinfeld, '56

Ann M. Stevenson, '52

Allan D. Sutton, '55

Richard L. Thompson, '67, Hon. '15

Robert E. Warr

Thomas C. Wilmot, '79

Anthony Y. C. Yeh, '49

Samuel J. Zamarripa, '78



“Our department is defined by integrity and a passion for all things Syracuse – the University, the student-athletes, all students, the community and the region. We will be known as a group that collaborates amongst one another in all facets and all branches of the University. We want our program to be a point of pride for the entire University – our students, our alumni, the community and Orange fans worldwide.”

**— JOHN WILDHACK —
DIRECTOR OF ATHLETICS**



John Wildhack with 2017 'Cuse Award winner for Male Athlete of the Year Justyn Knight of the men's cross country and track & field teams.

JOHN WILDHACK

Director of Athletics

A uniquely qualified leader with a vast knowledge of and passion for Syracuse University Athletics, former ESPN executive John Wildhack was named Syracuse's 11th director of athletics in July 2016. Wildhack is responsible for leading the daily operations of a 20-sport athletics department with more than 550 student-athletes in an environment that fosters academic and athletic excellence, which prepares student-athletes to be leaders in our global society.

In Wildhack's first year, 11 Orange teams were represented at national championship events, including 10 NCAA competitions. Three turned in top-10 showings, with Chris Fox's men's cross country team topping the list by placing third at the national meet. In addition, men's crew finished eighth at the 2017 Intercollegiate Rowing Association (IRA) Regatta, and the men's indoor track & field team achieved the top result in program history by finishing 10th at the 2017 NCAA Division I Indoor Track & Field Championships. At the conference level, Fox's harriers won the ACC title for the fourth consecutive season.

Individually, the duo of Justyn Knight (cross country/track & field) and Freddie Crittenden III (track & field) combined to win six ACC championships in 2016-17. Both men also claimed silver medals at the national indoor meet. Knight was the runner-up in the 3,000-meter run and Crittenden III took second in the 60-meter hurdles. At the 2017 NCAA Division I Outdoor Track & Field Championships, Knight recorded another podium finish, placing third in the 5,000-meter run.

Academically, Syracuse student-athletes are achieving at a high rate, as well. Fourteen teams posted perfect scores in the most recent release of the Academic Progress Rate (APR). SU's 990 single-year institutional score and 985 multi-year score are both tied for the highest on record at the University.

During his distinguished career at ESPN, which spanned more than 30 years, Wildhack held a number of critical leadership roles and was responsible for several firsts at the network. Those firsts included producing ESPN's first live regular-season college football game in September 1984 and its first live NFL game in August 1987.

Before joining the Orange, Wildhack most recently served as the network's executive vice president for programming and production. He was responsible for oversight of all ESPN and ABC game, event and studio production work for domestic and international television and radio, as well as programming acquisitions, rights-holder relationship management, and scheduling. He managed all league and conference relationships; negotiated all live sports television rights; renegotiated a nine-year deal with the National Basketball Association (NBA), extending the existing contract through 2023; renegotiated a new 20-year agreement with the Southeastern Conference that extended the existing media rights deal through 2034; helped secure long-term multiplatform agreements with the NBA, Major League Baseball, the College Football Playoff, Atlantic Coast Conference, Big 12, U.S. Open Tennis, the Rose and Sugar Bowls, the Women's National Basketball Association, the American Athletic Conference and the Mountain West Conference; and won more than 30 Emmy Awards. He was responsible for 50,000 hours of on-air content annually.

Wildhack served as ESPN's executive vice president for programming and acquisitions from 2007 until 2012. While directing programming and acquisitions, he oversaw all rights negotiations and managed relationships with rights holders for all ESPN entities. These included ESPN, ESPN2, ESPN Classic, ESPNNEWS, ESPN Deportes, ESPNU, ESPN International, ESPN Radio, ESPN.com, ESPN3, ESPN Mobile Properties, print and more. In 2009, he began leading strategic program planning for all ESPN television networks, ESPN on ABC and ESPN's digital platforms.

Wildhack's managerial role at the company began in 1990 when he was named director of event productions. In 1991, he was promoted to vice president for remote production, a position he held through 1993 when he became senior vice president for remote production. In September 1994, he moved to the programming department as senior vice president for programming, and in 2005 he became senior vice president for programming acquisitions & strategy. Wildhack was directly involved in the renewal and expansion of many ESPN and ESPN2 programming agreements for the NFL, MLB, NBA, Bowl Championship Series, NCAA, tennis' four Grand Slam events and a variety of major college conferences. His efforts were integral to the increase of live and original programming on ESPN and ESPN2. Under his direction, the evolution of ESPN2's programming lineup included an extensive commitment to auto racing and college football and basketball, leading to ESPN2 becoming the fastest growing network of the 1990s.

Wildhack first joined ESPN as a production assistant in 1980. He served in a number of production positions prior to his move to the management track, including production assistant, associate producer, senior associate producer, producer, coordinating producer and director of event productions. Among the sports he worked on were college football, NCAA basketball, boxing, golf and auto racing. He served as coordinating producer of ESPN's *Sunday Night NFL* and NFL Draft telecasts in 1988 and 1989 and produced NFL games for the network – the first NFL games on cable – from 1987-89.

A native of Buffalo, N.Y. and a 1980 alumnus of the S.I. Newhouse School of Public Communications with a degree in telecommunications, Wildhack joined ESPN in its first year of operation immediately following his graduation. An active alumnus of the University, he sits on the Advisory Board for the David B. Falk College of Sport and Human Dynamics and was an honoree at the "Newhouse at 40" Gala.

He and his wife, Amy, have two sons, Tommy and James. John is also the father of a son, M.J.





HERMAN FRAZIER

Senior Deputy Director of Athletics

Veteran athletics administrator Herman Frazier was promoted to senior deputy director of athletics in May 2016 after joining the Syracuse University staff as deputy athletics director/chief of staff in 2011.

A native of Philadelphia, Frazier boasts nearly 40 years of experience in athletics administration, including eight years as an athletics director. He has overseen the participation of the Syracuse football team in the 2012 New Era Pinstripe Bowl and 2013 Texas Bowl. In 2012, he received the NACDA Pioneer Award for his position as Chef de Mission for the 2004 Olympic Games.

Before coming to Syracuse, Frazier was the senior associate athletics director for sports administration at Temple University. Prior to joining the Owls, Frazier served six years as the director of athletics at Hawaii. He was also the director of athletics at the University of Alabama at Birmingham (UAB).

At Temple, Frazier supervised the football, basketball, baseball, soccer and crew programs, and was the administrative liaison for budget, compliance, financial aid, coaching searches, scheduling, academic support, facility issues, event management, media relations and marketing. He was also responsible for administrative supervision of the equipment operation, facilities, event management, sports medicine and strength and conditioning. Frazier handled the administrative logistics for Temple's appearance in the 2009 Eagle Bank Bowl and the 2010 and 2011 men's basketball NCAA Tournament appearances.

Frazier was the athletics director at Hawaii from 2002 through 2008, where he guided Warrior athletics to unparalleled success. Under Frazier's direction, the football team earned a spot in the 2008 Sugar Bowl following an unbeaten regular season and garnered four consecutive bowl bids, while the volleyball program advanced to back-to-back Final Fours. During his tenure, Frazier created premium seat donations, established a five-year financial plan, negotiated head coaching contracts for football and women's basketball, and was instrumental in bringing an Olympic trials event to Honolulu.

Frazier's first athletics director post was at UAB in 2000. As the second director of athletics in the history of the school, Frazier started a \$30 million facility improvement plan and was responsible for instituting new management concepts and a strategic master plan for the program.

Frazier began his career in administration immediately upon graduation from Arizona State, joining the Sun Devils staff as a graduate assistant for the track & field program in 1977. In 1979, he was appointed assistant director of events and facilities. During his 23-year tenure at ASU, Frazier moved up the ranks to the position of senior associate athletics director for business operations. He was the administrator for 10 Olympic sports that won numerous national championships, and the football program, which earned two Rose Bowl berths. He also directed business affairs, operations and stadium management.

An eight-time All-America track performer at ASU, Frazier was the leadoff runner for the 1976 Olympic gold medal-winning 4x400 relay team. From 1980 through 2004, Frazier served on various United States Olympic committees, including two stints as the U.S. Olympic Committee vice president from 1996 through 2004. In 2004, he was chosen Chef de Mission for the U.S. delegation at the Athens Olympics and presided over the most successful U.S. Olympic team in history as the Americans won 103 medals.

In 2016, Frazier was appointed to the NCAA Division I Track & Field Committee as a representative of both Syracuse University and the ACC. It's Frazier's second time on the committee, including a term as chairman from 1994-95 while at Arizona State.



CHRIS FULLER

Deputy AD/External Operations

Chris Fuller joined the Syracuse Athletics senior leadership team as the deputy director of athletics for external operations in December 2016. His responsibilities include oversight of marketing, athletics ticket sales, communications and the Orange Club.

Fuller came to Syracuse from the University of Tennessee where he served in leadership roles for 12 years in sales, marketing and external operations. From 2009 to 2016, Fuller was a senior associate athletics director and was responsible for all external operations of UT Athletics, including the Tennessee Fund Office, sales & marketing, ticket operations and broadcasting/VFL Films. Under Fuller's leadership, the Tennessee Fund launched the \$163 million Campaign for Comprehensive Excellence in 2013. The initiative made possible several facility enhancements including Pat Summitt Plaza, the Joan Cronan Volleyball Center, the Ray & Lucy Hand Digital Studio, as well as a number of additional upgrades.

Fuller served as the primary liaison with IMG College/The Vol Network. He negotiated an extension of the University's agreement with IMG through 2022, valued at \$132.9 million. Additionally, Fuller was the University's lead negotiator with key corporate clients and served on several coaching search committees including football, men's basketball, baseball, and track & field. Fuller also spearheaded the fundraising for the design and construction of the Ray & Lucy Hand Digital Studio, the Vols' state-of-the-art broadcasting facility.

An active member of the Knoxville community, Fuller served as chair of the United Way Branding and Messaging Committee in 2010. The effort raised more than \$12 million for the United Way of Greater Knoxville. He also played an integral role in the development of the OUTLIVE program that benefited the UT Cancer Institute and has been involved with the Leukemia & Lymphoma Society through its annual "Light the Night" walk.

Before his arrival at Tennessee, Fuller served as a consultant for the Mid-American Conference (MAC) and as the vice president of collegiate marketing for the Cleveland Cavaliers. He was responsible for the formation and operation of Gund Sports Marketing (GSM), whose clients included the MAC, Bowling Green State University, Miami University and the Rock 'n Roll Shootout. He also served as the director of business operations and university services for ACC Properties from 1995 to 1999. In that role, he was responsible for the ACC's official corporate partner program, championship events, licensing, event merchandising, publications and the official ACC website.

Fuller began his career in collegiate athletics as the assistant sports marketing director at the University of North Carolina. He graduated from Shepherd College in 1988 with an undergraduate degree in political science. He earned his master's degree in sports management from West Virginia University in 1992. He and his wife, Lori, were married in Knoxville in October 2005. They are the proud parents of two pugs, Rooney and Madigan.



KRISTEN JONES KOLOD

Deputy AD/Chief Financial Officer

Kristen Jones Kolod moved to the Department of Athletics from Syracuse University's Division of Student Affairs in December 2016. She had served as the executive director of budget and administrative operations for student affairs since 2008. Prior to that, Jones Kolod was the director of budget and operations for student affairs.

In her role as executive director, Jones Kolod was responsible for the preparation, planning and management of the division's budget and financial matters, including functional supervision of all department managers. She oversaw technical services and was the divisional contact for facility projects, space planning and human resource processes.

Jones Kolod has extensive experience in financial management and analysis, business process improvements and efficiencies, development and implementation of policies and procedures, and project management. As a member of the senior leadership team in Student Affairs, she contributed to the organizational management, strategic direction and vision of the division.

Prior to joining Syracuse University, Jones Kolod worked as the manager of financial planning and analysis for the Division of Commercial Systems and Services for United Technologies Corporation. In that role, she was responsible for monthly forecasting and annual financial plans. Previous positions she held include the manager of finance and accounting services at Carrier Corporation, North American Operations, and manager of corporate payroll at Penn Traffic Company.

Jones Kolod holds a bachelor's degree in accounting and a master's degree in business administration, both from Le Moyne College, where she also studied abroad in Warsaw, Poland. She resides in Pompey with her husband, Alex, and daughter, Sierra.



KIMBERLY KEENAN-KIRKPATRICK

Deputy AD/Senior Woman Administrator

Kimberly Keenan-Kirkpatrick joined the Syracuse University Department of Athletics as the deputy athletics director/senior woman administrator in August 2015. She came to Syracuse from Seton Hall University, where she worked as a member of the school's athletics administration since 2006.

At Seton Hall, Keenan-Kirkpatrick was an associate director of athletics for five years prior to her promotion to senior associate director of athletics in 2011. She directed Seton Hall's NCAA compliance program, was the school's deputy coordinator for Title IX, served as the sport administrator for multiple programs, chaired the BIG EAST Track & Field and Cross Country Seeding committees, and initiated many Pirate Blue Athletics fundraising activities.

As the associate athletics director for compliance, Keenan-Kirkpatrick was responsible for overseeing rules education and monitoring compliance issues for all 14 of Seton Hall's intercollegiate sports.

Prior to her appointment at Seton Hall, Keenan-Kirkpatrick was the associate athletics director and senior woman administrator at Lafayette College for four years. She served in the same capacities at Kutztown University from 1996-2002. Before joining the Golden Bears, she worked as an attorney and served as Drew University's business manager and head cross country coach.

A track & field standout at Kent State, Keenan-Kirkpatrick earned the Mid-American Conference's (MAC) Bob James Memorial Postgraduate Scholarship and placed second in the 5,000-meter run at the MAC Indoor Championship her senior year.

Keenan-Kirkpatrick's reputation as an elite track & field athlete was proven later in her career when she served as an assistant coach for the U.S. Track & Field team at the 2005 World Championship and 2008 Olympic Games in Beijing, China. In both instances, and in many others, she worked specifically with America's distance runners.

Keenan-Kirkpatrick transitioned to a management role for USA Track & Field in 2011, serving as the head women's manager for the Pan American Games in Guadalajara, Mexico, and, most recently, as the track & field event manager for the U.S. men and women at the 2015 Pan Am Games in Toronto.

Keenan-Kirkpatrick earned a law degree from Seton Hall in 1993. She also holds an undergraduate degree in psychology from Kent State. She and her husband, Brian, live in Manlius with their two daughters, Libbie and Madison.





BOB ARKEILPANE

Executive Director for Athletics Development

Bob Arkeilpane, a 1981 Syracuse University graduate and four-year football letterwinner, returned to the University in March 2017 as executive director for athletics development. A veteran athletics administrator with vast fundraising experience, Arkeilpane was previously the director of athletics at the University at Buffalo for five years. He also served as the deputy director of athletics at the University of Cincinnati for nine years.

At Syracuse, Arkeilpane is responsible for the creation and implementation of all athletics fundraising efforts for the 20 men's and women's sports programs, including facilities.

Arkeilpane began his three decades in Division I intercollegiate athletics as a student-athlete at Syracuse. He played defensive back for Orange head coach Frank Maloney from 1977 through 1980 and was a member of SU's 1979 Independence Bowl team and the first team to play its home games in the Carrier Dome. Arkeilpane then moved to Ohio University where he earned his master's degree in sport administration and worked as a graduate assistant football coach.

As the director of athletics for the University at Buffalo from 1998 through 2003, Arkeilpane was responsible for all intercollegiate athletic, recreational and intramural programs, including 17 sports teams that competed in the Mid-American Conference. Arkeilpane's accomplishments included successfully guiding UB through the Division I-A reclassification process, positioning the Bulls to comply successfully with all aspects of Title IX, improving attendance at football and basketball games, and achieving a balanced budget for five consecutive years. Prior to his appointment to lead the athletics program, Arkeilpane was UB's associate director of athletics for development and external relations for three years.

At Cincinnati, Arkeilpane served as associate vice president for development/campaign planning for the UC Foundation, the private sector fundraising entity for the school and its campuses, colleges, departments and units, from 2003 through 2005. Arkeilpane previously had worked for the UC Foundation as college director of development and alumni affairs from 1987-91. He transitioned to the role of deputy director of athletics in 2005. As the deputy director of athletics, Arkeilpane was responsible for the day-to-day operations of the athletics department. He also provided sport oversight for the football, men's basketball and baseball programs, as well as the sports medicine department and athletics business office.

Early in his career, Arkeilpane served as an assistant athletics director for development at Cal State-Fullerton and Miami University.

A native of Amherst, N.Y., and a standout high school football player at Sweet Home High School, Arkeilpane was a teammate of future NFL stars Art Monk, Joe Morris, Craig Wolfley and Gary Anderson at Syracuse.



ANTHONY DI FINO

Associate AD/Business Development

Syracuse native Anthony Di Fino joined the Orange staff as associate athletics director for business development in March 2016.

Di Fino is responsible for developing strategic marketing campaigns intended to cultivate community relationships and build support for Syracuse Athletics. He is a member of the external relations team that steers decisions on marketing, fundraising, ticketing, sponsorship and communications initiatives.

During 2016-17, Di Fino and his sales team hit several milestones. They surpassed 4,100 new football season tickets sold, the second-highest total on record at Syracuse, and topped 1,750 in new season tickets sold for men's basketball. In addition, their efforts were the driving force behind the Orange women's basketball team drawing a record-crowd of 11,021 for its game against Notre Dame on Feb. 19, 2017.

Di Fino's previous experience includes positions at IMG Learfield (IMGL) Ticket Solutions and in the athletics departments at Army West Point, Columbia and Fordham.

The 2013 IMGL General Manager of the Year and 2014 IMGL Executive of the Year, Di Fino rose quickly through the company's ranks. He served as the IMGL general manager at Akron from 2011 to 2013, and worked as the general manager at Penn State from May 2013 to August 2014.

In August 2014, Di Fino was promoted to IMGL Northeast Regional Manager. In that capacity, he directed the sales efforts for 13 IMGL properties, instituting pricing strategy, developing sales schedules and campaigns, overall marketing strategies and supervising the general managers at each property.

During his Akron tenure, Di Fino led a sales team that increased new revenues by 72 percent, highlighted by an 860 percent increase in partial plans and a 91-percent growth rate in group sales. At Penn State, he directed a sales force that sold more than 5,000 new seasons tickets in two consecutive years, and oversaw a growth in group sales of more than 200 percent.

Prior to joining IMG Learfield, Di Fino served as the assistant athletics director for ticket sales and client services at the United States Military Academy. He oversaw all ticket sales efforts, as well as tailgating and marketing strategies, for the Black Knights. Di Fino's previous experience also includes working as the ticket manager at Columbia and as a marketing assistant at Fordham.

Di Fino is a 2006 Fordham graduate where he was a member of the football team. He earned a master's degree from Columbia in 2009.





SUE EDSON

*Executive Senior Associate AD/
Chief Communications Officer*

As the chief communications officer for Syracuse University Athletics, Sue Edson is responsible for all public relations and media relations functions for the department.

Edson serves as a member of the department's senior leadership group and external relations team, which includes communications, marketing, tickets, fundraising, corporate sales, digital media and video production. She also supervises the athletic communications, digital enterprises and multimedia production teams. The communications staff is responsible for the dissemination of information for Syracuse's 20 intercollegiate sports teams to appropriate organizations, management of the department's website (Cuse.com) and social media channels, acting as a liaison between the media and the department, and educating administrators, coaches and student-athletes with regard to public speaking and interviewing skills.

A 28-year veteran of Syracuse Athletics, Edson was promoted to her current role in the spring of 2015. Previously, she served as the associate director of athletics for communications from 2006-14 after working as the assistant director of athletics for communications (2004-06) and director of athletic communications (1997-2004). Edson was inducted into the College Sports Information Directors of America (CoSIDA) Hall of Fame in 2012.

Prior to her appointment as the director of athletic communications in 1997, Edson worked as an assistant director for seven years, including four years as the department's publications coordinator. As publications coordinator, she was responsible for the production of 16 media guides. In addition, she handled the day-to-day public relations duties for women's basketball.

Edson began her career at Syracuse University in 1990 as an assistant sports information director and was responsible for handling the public relations efforts for the Orange's 17 Olympic sports.

In 2006, Edson was honored with the 2006 Eastern College Athletic Conference-Sports Information Directors Association (ECAC-SIDA) Irving T. Marsh Award for excellence in the field of sports information. The following year, she was recognized with the Greater Syracuse '40 Under 40' award for her significant contributions in the workplace and local community.

Edson has been the media coordinator for the NCAA Men's Basketball East Regional in Syracuse five times and served as the media coordinator for the first and second rounds of the NCAA Women's Basketball Championship at the Carrier Dome in 2016. She served on the ECAC-SIDA Board of Directors for eight years and was the organization's president in 2002-03.

Previously an adjunct professor in SU's S.I. Newhouse School of Public Communications, Edson taught a class in sports public relations from 1994 through 2013.

Edson graduated from Syracuse in 1990 with a dual degree in broadcast journalism and policy studies.

Edson resides in Jamesville. She has two children. Her son, Thomas, is a freshman at Ithaca College and her daughter, Tracey, attends Jamesville-DeWitt High School. Her late husband, Rob Edson, was an athletics administrator at Syracuse and Onondaga Community College before his passing in 2013.

Edson is co-president of the Jamesville-DeWitt Youth Athletic Association Board of Directors and she is the co-coordinator of the basketball program. In addition, she serves on the Greater Syracuse Sports Hall of Fame Board of Directors.



JEREMIAH MAHER

Associate AD/Ticket Sales & Operations

Jeremiah Maher, who joined the Syracuse staff in 2007, is responsible for supervising all facets of the Orange's ticketing and customer service as it relates to the Carrier Dome Box Office operation.

Before coming to Syracuse, the Rochester, N.Y. native was the director of ticket sales at Seton Hall University. While with the Pirates, Maher established policies and procedures for reseating in the Prudential Center. He coordinated with the athletic development office to implement a priority seating system for men's basketball and generated strategies for the men's and women's basketball ticket sales campaigns. Maher started at Seton Hall as the ticket manager, a post he held for five years before being promoted.

Prior to working at Seton Hall, Maher was the assistant director of sports information and marketing at Siena College.

Maier is a member of the Delta Sigma Pi Professional Business Fraternity and the National Association of Collegiate Marketing Administrators (NACMA). He earned a bachelor's degree in marketing and management from Siena and holds an MBA, with a concentration in sports management, from Seton Hall.

Maier and his wife, Jackie, have two children, Nicholas and Caroline.



MOREY MOSSOVITZ

Assistant AD/Facilities & Event Operations

Morey Mossovitz was named Syracuse's assistant athletic director for facilities and event operations in August 2011 after serving in the specialized role of facilities coordinator with academic support responsibilities.

Mossovitz oversees the daily operations, facility upkeep and renovation projects for the Lampe Athletics Complex. He is the primary supervisor for Manley Field House, the Carmelo K. Anthony Basketball Center, Ioculano-Petty Football Complex, Ensley Athletic Center, SU Soccer Stadium, J.S. Coyne Stadium, Wohl Field, Hookway Fields, the Skytop Softball Stadium and select Carrier Dome events.

Mossovitz provides administrative support to Vice President and Chief Facilities Officer Pete Sala and serves as the department's liaison with Syracuse University Parking Services, the Department of Public Safety, EMS, Visit Syracuse, the University's Office of Government and Community Relations, and Recreation Services.

As game manager for all Olympic sporting events and tournament manager for select Atlantic Coast Conference and NCAA events, Mossovitz works with nearly every sport program on campus. Most recently, he served as the tournament manager for the 2015 NCAA Men's Basketball East Regional and was appointed the administrator in charge of overseeing Syracuse's camps and clinics in 2016.

Prior to his promotion to his current role, Mossovitz acted as the Orange's academic and facilities coordinator. His primary responsibilities included academic coordination for men's and women's lacrosse, and tennis, while assisting in the daily and gameday operations of the Lampe Athletics Complex and Carrier Dome.

Mossovitz earned his bachelor's degree in psychology with a minor in educational studies from Syracuse University in 2008. Two years later, he received a master's degree in student affairs counseling from the University.

Mossovitz is a member of Psi Chi, the International Honor Society in Psychology. He is also a member of the Chi Sigma Iota Counseling Honor Society.

During his undergraduate and postgraduate career, Mossovitz served as team manager, graduate assistant and assistant director of camps for the Orange men's lacrosse program.

A native of Baltimore, Md., Mossovitz is an alumnus of St. Paul's School for Boys. He currently lives in Fayetteville with his wife, Elizabeth, their daughter, Lucy, and their dog, Penny.



JAMIE MULLIN

Senior Associate AD/Administration

Jamie Mullin was promoted to senior associate athletics director for administration in July 2013 after serving in multiple roles since joining the Syracuse staff in 2003.

Mullin was hired as the Orange's director of compliance in July 2003. He was promoted to associate director of athletics for team services in 2006, and served as associate director of athletics for administration prior to his current appointment.

Mullin is the liaison to the University's legal counsel, judicial affairs, admissions, and financial aid departments. In addition, he is responsible for athletics department policy development and strategic planning. Mullin also provides managerial support to the equipment room, sports nutrition staff and video support services. He is the sport administrator the SU's men's lacrosse, women's ice hockey, field hockey and rowing programs.

Before coming to Syracuse, Mullin worked at Fresno State for two years. He was named Fresno State's director of compliance in June 2001 and was promoted to assistant athletic director for compliance a year later. Mullin also previously worked in the compliance office at Central Michigan as an assistant from August 1999 through May 2001.

Mullin received his bachelor's degree in history from Northern Michigan. He also holds a master's degree in sport administration from Central Michigan.

Jamie and his wife, Sara, reside in Jamesville with their sons, Tate and Quinn.



BRAD PIKE

Assistant AD/Sports Medicine

A veteran sports medicine professional, Brad Pike was appointed assistant athletics director for sports medicine in September 2014. He is responsible for overseeing all aspects of Syracuse's sports medicine department.

Since 2000, Pike has worked with the men's basketball program and directed the injury rehabilitation program for all sports. In 2005, Pike was named head athletic trainer and director of sports medicine after serving as an associate athletic trainer for the Orange for five years. Pike previously worked as a graduate assistant athletic trainer at Syracuse from 1989-91. Before returning to the University in 2000, Pike spent nine years working in outpatient physical therapy centers.

A 1989 graduate of Marietta College in Ohio, Pike majored in sports medicine as an undergraduate and received a master's degree in physical education from Syracuse University in 1991. He added a bachelor's degree in physical therapy from the SUNY Health Science Center in 1994.

Pike is certified in full-body active release techniques (ART), sound-assisted soft tissue mobilization (SASTM) and is a certified National Academy of Sports Medicine Performance Specialist (PES) and Corrective Exercise Specialist (CES). His special interests include exercise recovery and strength training.

A certified member of the National Athletic Trainers Association (NATA), the College Athletic Trainers Society, the Eastern Athletic Trainers Association, and the New York State Athletic Trainers Association, Pike has presented at numerous symposiums and workshops. He also serves as a lecturer for exercise science courses in SU's School of Education.

Brad and his wife, Lynne, have a son, Ryan, and daughter, Emily. The Pikes reside in Jamesville.



TOMMY POWELL

Assistant Provost/Student-Athlete Academic Development

A proven leader in academic training, Tommy Powell came to Syracuse University as provost for student-athlete academic development in August 2013. Powell has an extensive background in guiding student-athletes to success in the classroom and in the community. He joined the Orange staff from Iowa State University, where he had served as the associate athletics director for academic services since 2008.

While with the Cyclones, Powell implemented a standard comprehensive academic support program for all student-athletes. The program helped student-athletes attain a higher cumulative GPA than the general student population from 2011 to 2013. Iowa State's 79 percent federal graduation rate in 2010 was the highest in the Big 12 and the seventh-best among FBS schools. In 2009, Iowa State's CHAMPS/Life Skills program earned the Division I-A Athletic Directors Association National Program of Excellence Award.

Prior to his time at Iowa State, Powell was the associate director of the Louisiana State University Academic Center for Student-Athletes from 2001 to 2008. In addition to serving as the academic coordinator for several teams, including football and basketball, Powell monitored the progress toward degree and eligibility requirements for at-risk student-athletes.

Powell began his academic support career at LSU where he worked as an academic counselor for the College of Arts and Sciences for two years. He was the director of counseling services at River Parishes Community College from 1998 to 2000 before serving as the director of the TRIO Dissemination Partnership Program at Southeastern Louisiana University in 2000 and 2001. The program trained and supervised college faculty on the implementation of supplemental instruction.

Powell earned his bachelor's degree in psychology in 1992 and his master's degree in counseling in 1995 from Southeastern Louisiana. He and his wife, Deborah, have two sons, Tyler and Ethan.



PETE SALA

University Vice President/Chief Facilities Officer

Pete Sala is the University's vice president and chief facilities officer. In addition to managing the operations of SU's athletic facilities, including the Carrier Dome, Sala is responsible for all University building projects and oversees several other departments on campus, including Campus Planning, Design and Construction, Business and Facilities Maintenance Services, Physical Plant, Housing and Food Services Maintenance, and Energy Systems & Sustainability Management.

A member of Chancellor Kent Syverud's Executive Team, Sala is the construction manager for the West Campus Project, which includes more than \$250 million of upgrades for the Carrier Dome and Archbold Gymnasium.

Sala started at the Dome in 1982 as a production assistant and advanced through the ranks to production manager in 1988 and operations manager in 1991. He served as assistant director of facility operations for the building from 1991 through June 2005 when he was promoted to associate director of athletics for facilities. In 2010, Sala assumed the role of managing director of the Carrier Dome. He also previously served as SU's interim director of athletics from mid-March to July 6, 2015.

At the Dome, Sala is responsible for all day-to-day operations of the facility, including coordinating and scheduling events, managing the box office, maintaining the budget and overseeing all necessary building maintenance. He supervises a full-time staff of 35, a part-time staff of more than 400, and the nearly 100 students that assist in Dome operations and facility changeovers.

Along with his Carrier Dome responsibilities, Sala is the construction manager for all athletics facility upgrades and new building projects, including recent additions like the Carmelo K. Anthony Basketball Center and Ensley Athletic Center.

A 1979 graduate of Jamesville-DeWitt High School, Sala attended Morrisville College before transferring to the University of Massachusetts, where he completed the school's turf management program.

Pete and his wife, Laurie, reside in Jamesville with their son, Jake.



BRETT WALLACE

Assistant AD/Marketing & Sales

Assistant Athletics Director for Marketing and Sales Brett Wallace joined the Orange staff in February 2017. Wallace came to Syracuse after working in premium ticket sales for the Cleveland Browns for two years. He boasts an additional year of experience in NFL ticket sales, having worked for the Philadelphia Eagles from 2013 to 2014.

Wallace, who began his ticket sales career with the Lake Erie Monsters of the American Hockey League in 2010, also brings two years of experience in the NBA from his tenure as a business development specialist and premium sales consultant/night sales manager for the Cleveland Cavaliers.

Wallace is responsible for training, developing and supervising an athletics department ticket sales staff that focuses on football, men's and women's basketball, and men's lacrosse. He is involved in coordinating community events and collaborates with marketing, fundraising and the ticket operations teams.

In his role with the Browns, Wallace sold a wide array of premium inventory for suites, contracted club seats and all-inclusive clubs. He renewed Browns members annually and helped train and mentor the inside sales team. During his year-long stint in Philadelphia, Wallace was responsible for selling suite leases, contracted club seats and other premium inventory. With the Cavaliers, Wallace worked with the corporate sales staff on premium sales elements, renewed season tickets and sold suite leases, floor seats, clubs seats and premium group packages. In his role as business development specialist, he was responsible for Cleveland's hospitality and business programs, and sold season-ticket and partial season-ticket plans.

A native of Upstate New York, Wallace earned his bachelor's degree from SUNY Cortland in 2008 and his master's degree from Newcastle University in 2009.



MARK WHEELER

Associate AD/Compliance

Mark Wheeler was named Syracuse's director of compliance in October 2015 after previously serving in the same position at Boise State University for two years. In April 2017, he was promoted to associate director of athletics for compliance.

Wheeler reports directly to the University General Counsel's Office and works closely with Director of Athletics John Wildhack. Wheeler is responsible for managing all aspects of the University's compliance program, including educating coaches, student-athletes, boosters, athletic department staff, and other University officials about NCAA, Atlantic Coast Conference, College Hockey America and Intercollegiate Rowing Association rules and regulations. Wheeler is also responsible for overseeing all compliance processes and procedures dealing with the University's monitoring of recruiting, eligibility, financial aid and certification.

While at Boise State, Wheeler led the Broncos' compliance department, creating and delivering a comprehensive education curriculum for coaches, non-coaching staff, student-athletes, boosters and other constituents. In addition, he provided NCAA and Mountain West Conference rules interpretations for coaches, staff and student-athletes.

Before joining the Broncos, Wheeler was the assistant director of compliance at Ohio State for one year, managing all areas of compliance for the men's and women's swimming & diving, men's and women's cross country, and men's and women's track & field programs.

Wheeler's previous experience includes serving as an athletic compliance coordinator/graduate assistant at Pepperdine from August 2011 to May 2012. While there, Wheeler played an integral role in rebuilding compliance processes and procedures and drafted compliance manuals for coaches and new hire/interns. Wheeler also completed internships at Brigham Young University and Paradigm Sports Management during his career.

In 2012, Wheeler passed the bar exam in California and received his Juris Doctor from Pepperdine the same year. He earned his undergraduate degree in management from BYU in 2009.

Wheeler and his wife, Kaela, have three sons – Bennett, Anders and Theo.



RICK BURTON

Faculty Athletics Representative

Rick Burton is the David B. Falk Endowed Professor of Sport Management in Syracuse University's David B. Falk College of Sport and Human Dynamics. He has served as the Orange's faculty athletics representative to the NCAA and Atlantic Coast Conference since 2014. In addition to his duties as faculty athletics representative, Burton teaches in Syracuse's Renee Crown Honors Program and has served as a visiting professor at Kufstein Tirol University in Austria, as well as the International Olympic Academy (IOA) in Olympia, Greece. He was selected as the Falk College Faculty Member of the Year for Teaching in 2011 and 2013.

The co-author of the textbook "Global Sport Marketing: Sponsorship, Ambush Marketing and the Olympic Games," Burton recently finished a book on collected opinion columns from *Sports Business Journal* titled "Sports Business Unplugged: Leadership Challenges for the World of Sports."

Prior to his appointment at Syracuse in August 2009, Burton served as the chief marketing officer for the U.S. Olympic Committee at the 2008 Summer Olympics in Beijing, directing the USOC's partnerships for International Olympic Committee (IOC) and USOC sponsorship activation.

From 2003-07, Burton was the commissioner of Australia's Sydney-based National Basketball League (NBL) and was responsible for every aspect of the NBL's development and growth, including securing lucrative broadcast rights fees, naming rights sponsorships, player and referee collective bargaining agreements and league profitability.

From 1995-2003, Burton led the University of Oregon's Warsaw Sports Marketing Center to international prominence, serving as both its director and executive director (1998-03). During his tenure, Burton initiated Oregon's engagement with Fudan University in Shanghai, China and worked closely with Nike as they developed their business efforts there. While at Oregon, Burton also created the Burton Marketing Group, working almost exclusively in league management and sponsorship for entities such as IMG, the U.S. Basketball Academy, Philippine Basketball Association (PBA), Japanese Pro Soccer league (J-League), National Football League (NFL), National Hockey League (NHL), Australian NBL, Visa, multiple NFL teams, Professional Bull Riders, FedEx, TSE and Sport Accord.

In the mid-1990s, Burton supervised numerous clients ranging from the NFL, Indianapolis Motor Speedway, Gillette, Sprint and Universal Studios, while serving as a vice president for the sports and entertainment marketing agency Clarion Performance Properties in Greenwich, Conn.

Burton has written for the *New York Times*, *Wall Street Journal*, *Sports Business Journal* and *SI.com*, among others. In addition, he hosted his own sports business television show in Portland, Oregon. Burton has provided national radio network commentary for Sporting News Radio Network and is a frequent commentator on the sports industry. A regular conference host/moderator and inspirational/motivational speaker, Burton's most recent engagements have included Intel, Chip Ganassi Racing (NASCAR and Indy Racing), the Association of Luxury Suite Directors and Real Salt Lake (MLS).

Burton began his career as a sportswriter in Syracuse before moving on to the Miller Brewing Company in Milwaukee. He worked there for 12 years in brand management and sports public relations. He served as national advertising manager for Miller Lite's award-winning "Less Filling – Tastes Great" advertising campaign and also worked as a brand manager for Sharp's and Lowenbrau.

Burton's first novel, a WWII/Cold War historical thriller called "The Darkest Mission," was published in May 2011 by Long Reef Press.



ADMINISTRATION

Main Phone.....	(315) 443-8705
Director of Athletics	John Wildhack
Executive Assistant to John Wildhack	Mary Kelly
Senior Deputy Director of Athletics.....	Herman Frazier
Deputy AD/External Operations.....	Chris Fuller
Deputy AD/Chief Financial Officer	Kristen Jones Kolod
Deputy AD/Senior Woman Administrator.....	Kimberly Keenan-Kirkpatrick
Associate AD/Business Development.....	Anthony Di Fino
Senior Associate AD/Administration	Jamie Mullin
Human Resources Coordinator	Renee Briggs
Business Manager	Loreen Klish
Business Operations Manager.....	Lynne Tesori
Business Office Assistant.....	Tina Musil
Executive Administrative Assistant.....	Kitty Pasqua
Administrative Assistant	Shannon Proud
Administrative Assistant/Travel Coordinator.....	Theresa Bathen

ATHLETIC COMMUNICATIONS

Main Phone.....	(315) 443-2608
Fax	(315) 443-3405
Executive Sr. Associate AD/Chief Communications Officer	Sue Edson
Director.....	Pete Moore
Assistant Director	Tyler Cady
Assistant Director	Susie Mehringer
Assistant Director	Mike Morrison
Assistant Director	Anthony Prisco
Digital Media Managing Editor.....	Dave Gunn
Assistant	Megan Barnes
Assistant	Tim Beauvais
Chief Photographer	Mike Okoniewski

CARRIER DOME

Management Office.....	(315) 443-4634
University Vice President/Chief Facilities Officer	Pete Sala
Assistant Director of Business Operations	Tom Benzel
Chief Financial Officer	Andy Frazo
Operations Manager	Mark Barbuto
Facility Manager for Technical Operations.....	John DeFrancisco
Operations and Event Coordinator.....	Lauren Davis
Audio Systems Specialist	Dave Beickert
Office Coordinator.....	Julie Hughes
Senior Secretary	Robyn Orefice

COMPLIANCE

Main Phone.....	(315) 443-1265
Associate AD	Mark Wheeler
Coordinator	Sarah Quintana
Coordinator	Jenna Rodgers

COMPUTER SUPPORT

Main Phone.....	(315) 443-4363
IT Consultant	Ryan Harrington

CORPORATE SPONSORSHIP/IMG COLLEGE

Main Phone.....	(315) 445-2500
General Manager.....	Kerry Atkinson
Associate General Manager	Jason Thomas
Account Executive	Stephen Fiorella
Account Executive	CJ Watson
Partner Services Coordinator	Mitch Brooks

DEVELOPMENT/ORANGE CLUB

Main Phone.....	(315) 443-1419
Executive Director for Athletics Development	Bob Arkeilpane
Senior Director of Development	David Salanger
Senior Associate AD.....	Chris Gedney
Assistant AD/Donor Relations	Matt Palumb
Assistant AD/Major Gifts	Jason Poles
Assistant Director/Annual Giving & Volunteer Groups	April Maw
Development Coordinator.....	Nicole Desko

EQUIPMENT ROOM

Main Phone.....	(315) 443-2358
Head Manager	Kyle Fetterly
Head Manager for Football	Jim Schlensker
Assistant Manager.....	Rodney Blachford
Assistant Manager.....	George Frank
Assistant Manager.....	Dan Shworles

FACILITIES & EVENT OPERATIONS

Main Phone.....	(315) 443-4981
Assistant AD.....	Morey Mossovit
Operations & Game Management Assistant.....	Alex Parent

MARKETING

Main Phone.....	(315) 443-5744
Marketing and Sponsorship Coordinator	Jennifer Falco
Marketing and Promotions Coordinator	Kerri Jennings
Fan Engagement Coordinator.....	Aaron Rudy
Graphic Artist.....	Mike Lang

MEDIA PROPERTIES & PRODUCTION

Main Phone.....	(315) 443-6390
Creative Media Specialist	Jordan Kligerman
Producer/Videographer.....	Jim Hamilton
Voice of the Orange/Cuse TV Host.....	Matt Park
Radio Play-by-Play/Cuse TV Host & Producer	Brian Higgins

SPIRIT PROGRAM

Main Phone.....	(315) 443-2385
Spirit Program Coordinator/Head Cheer Coach	Dena Segbers
Assistant Cheer Coach	Mackenzie Woodard
Dance Coach.....	Katie Giarruso
Mascot Coach.....	Julie Walas Huynh
Director of Bands.....	Dr. Tim Diem

SPORTS MEDICINE

Main Phone.....	(315) 443-2085
Associate AD.....	Brad Pike
Head Athletic Trainer for Football	Tim Pike
Associate Athletic Trainer	Karen McKinney
Assistant Athletic Trainer.....	Kathleen Chaney
Assistant Athletic Trainer.....	Troy Gerlt
Assistant Athletic Trainer.....	Brandon Hall
Assistant Athletic Trainer.....	Shelby Knoeller
Assistant Athletic Trainer.....	Molly Rausch
Head Team Physician.....	Dr. James Tucker
Insurance Specialist	Theresa Markinson

STRENGTH & CONDITIONING

Main Phone.....	(315) 443-2350
Assistant AD for Athletic Performance/Football	Sean Edinger
Assistant AD for Athletic Performance/Olympic Sports	Will Hicks
Assistant AD/Olympic Sports.....	Corey Parker
Director/Olympic Sports.....	Veronica Tearney
Director/Basketball & Volleyball.....	Ryan Cabiles
Assistant Strength & Conditioning Coach.....	Matt Mancz
Assistant Strength & Conditioning Coach.....	Jose Rodriguez
Assistant Strength & Conditioning Coach.....	Jeff Sobol
Assistant Strength & Conditioning Coach.....	Wayne Tuckson

STUDENT-ATHLETE ACADEMIC DEVELOPMENT

Main Phone.....	(315) 443-2702
Assistant Provost	Tommy Powell
Director.....	Joe Fields
Assistant Director	Katie Scanlon
Academic Coordinator.....	Britney Clarke
Academic Coordinator.....	Michelle Giordano
Academic Coordinator.....	Oliver Haney
Academic Coordinator.....	Jennifer Loccy
Academic Coordinator.....	Lynaye Stone
Academic Coordinator.....	Salatha Willis
Student-Athlete Engagement/S-Project Coordinator	Mark Trumbo
Office Coordinator.....	Libby Croom

TEAM VIDEO OPERATIONS

Main Phone.....	(315) 443-2082
Video Coordinator/Producer	Todd Blumen

TICKET OPERATIONS

Carrier Dome Box Office.....	(315) 443-2121
Associate AD.....	Jeremiah Maher
Manager of Ticketing Systems.....	Peter Irvine
Assistant Director of Ticket Operations	Mark Potter
Customer Service Rep	Gail Chadick
Customer Service Rep	Keri DeSantis
Customer Service Rep	Rebecca Hebert
Customer Service Rep	Kristen Schroeder
Accountant	Lori LaShombe

TICKET SALES

Main Phone.....	(888) DOME-TIX (366-3849)
Assistant AD/Marketing & Sales.....	Brett Wallace
Director of Premium Seating	Wendy Coher
Account Executive	Briana Bailey
Account Executive	Natania Diamond
Account Executive	Ross Grippin
Account Executive	Bria McLaurin
Account Executive	Daniel Paulan
Account Executive	Kyle Severance

TRADITION OF EXCELLENCE

Consistency. It is the mark of true excellence in any endeavor.

However, in today's intercollegiate athletics, competition has become so balanced and so competitive that it is virtually impossible to maintain a high level of consistency.

Yet the Atlantic Coast Conference has defied the odds. Now in its 65th year of competition, the ACC has long enjoyed the reputation as one of the strongest and most competitive intercollegiate conferences in the nation. And that is not mere conjecture, the numbers support it.

The ACC is the only conference to have won two football national championships over the past four years. Florida State captured the final BCS title in 2013, while Clemson claimed the College Football Playoff national championship last year.

With its dramatic 35-31 win over top-ranked Alabama on Jan. 9 in Tampa, Fla., Clemson claimed its second national title in football and first since 1981.

Clemson's championship game victory marked the seventh national title by an ACC school since the league's inception in 1953, and the 14th by a current conference school. Miami leads the way with five national titles, followed by Florida State (3), Clemson (2), Pittsburgh (2), Georgia Tech (1) and Syracuse (1).

A year ago, the ACC posted an impressive 9-3 record in bowl competition, the most postseason wins in league history, and the best record by any conference in 2016. The nine wins also tied the existing NCAA record set in 2005 by the SEC.

ACC teams posted an NCAA-best 51-17 record (.750) against non-conference opponents last season, including a 17-9 mark (.654) against teams from the Power Five conferences. The 51 wins were the most in league history and surpassed the previous high of 46 attained in 2013 and 2014.

Eleven ACC teams finished the 2016 season with winning records, the most in ACC history, and the best mark by any FBS league in 2016. The next highest total by a conference was eight. Last season also marked the first time in league history the ACC had four teams – Clemson (1), Florida State (8), Virginia Tech (16), Miami (20) – ranked in the top 20 of the final AP poll. With No. 21 Louisville, the ACC also had five teams in the final AP poll for only the second time in conference history (2015).

The ACC leads all conferences with seven coaches ranked in the top 25 in career winning percentage among active coaches with a minimum of five FBS seasons. Florida State's Jimbo Fisher is second (.821), followed by Clemson's Dabo Swinney (7th, .761), Louisville's Bobby Petrino (11th, .717), Georgia Tech's Paul Johnson (17th, .670), Virginia's Bronco Mendenhall (19th, .656) and North Carolina's Larry Fedora (24th, .627).

The ACC continues to make its mark in the annual NFL Draft as the league had 43 players selected in this year's draft – the second-highest total by any conference. The ACC has had at least 42 players selected in three of the past four drafts, 2015 (47) and 2014 (42).

In 2017, no ACC team will face fewer than seven opponents that went to bowls in 2016, while eight teams will face eight or more FBS opponents that played in the postseason with Syracuse (11), Duke (10), Clemson (9), Georgia Tech (9), NC State (9) and Virginia (9) leading the way. In all, ACC teams will play 26 games against non-conference opponents that went to bowl games in 2016.

With Louisville quarterback and ACC Player of the Year Lamar Jackson back to lead the Cardinals in 2017, the ACC will have had the reigning Heisman Trophy winner returning to the field for the second time in the last four years. Florida State's Jameis Winston did so in 2014 after winning the Heisman in 2013.

THE CHAMPIONSHIPS

The conference will conduct championship competition in 27 sports during the 2017-18 academic year – 13 for men and 14 for women. The first ACC championship was held in swimming on February 25, 1954.

The 13 sports for men include football, cross country, soccer, basketball, fencing, swimming and diving, indoor and outdoor track & field, wrestling, baseball, tennis, golf and lacrosse.

Women's sports were initiated in 1977 with the first championship meet held in tennis at Wake Forest University. Championships for women are currently conducted in cross country, field hockey, soccer, basketball, fencing, swimming and diving, indoor and outdoor track & field, tennis, golf, lacrosse, softball and rowing, with volleyball deciding its champion by regular-season play.

HISTORY

The ACC was founded on May 8, 1953 at the Sedgefield Inn near Greensboro, N.C. with seven charter members – Clemson, Duke, Maryland, North Carolina, North Carolina State, South Carolina and Wake Forest – drawing up the conference by-laws.

The withdrawal of seven schools from the Southern Conference came early on the morning of May 8, 1953, during the Southern Conference's annual spring meeting. On June 14, 1953, the seven members met in Raleigh, N.C., where a set of by-laws was adopted and the name became officially the Atlantic Coast Conference.

Suggestions from fans for the name of the new conference appeared in the region's newspapers prior to the meeting in Raleigh. Some of the names suggested were: Dixie, Mid-South, Mid-Atlantic, East Coast, Seaboard, Colonial, Tobacco, Blue-Gray, Piedmont, Southern Seven and the Shoreline. Duke's Eddie Cameron recommended that the name of the conference be the Atlantic Coast Conference, and the motion was passed unanimously. The meeting concluded with each member institution assessed \$200 to pay for conference expenses.

On December 4, 1953, conference officials met again at Sedgefield and officially admitted the University of Virginia as the league's eighth member. The first withdrawal of a school from the ACC came on June 30, 1971 when the University of South Carolina tendered its resignation.

The ACC operated with seven members until April 3, 1978 when Georgia Tech was admitted. The Atlanta school had withdrawn from the Southeastern Conference in January of 1964.

The ACC expanded to nine members on July 1, 1991 with the addition of Florida State.

The conference expanded to 11 members on July 1, 2004, with the addition of Miami (Fla.) and Virginia Tech. On October 17, 2003, Boston College accepted an invitation to become the league's 12th member starting July 1, 2005.

The ACC added its 13th and 14th members on Sept. 18, 2011, when Pitt and Syracuse accepted invitations to join the conference. The two schools officially joined the ACC on July 1, 2013. Notre Dame also officially joined the ACC that day after announcing on Sept. 12, 2012 its intention to enter the league for competition in all sports but football, bringing the membership of the conference to 15.

On July 1, 2014, Louisville entered the ACC on the same day Maryland withdrew, keeping the conference's membership at 15 institutions.



BOSTON COLLEGE



CLEMSON



DUKE



FLORIDA STATE



GEORGIA TECH



LOUISVILLE



MIAMI



NORTH CAROLINA



NC STATE



NOTRE DAME



PITTSBURGH



SYRACUSE



VIRGINIA



VIRGINIA TECH



WAKE FOREST

ACC CHAMPIONSHIP GAME

Marking its 13th anniversary, the Dr Pepper Atlantic Coast Conference Football Championship Game will once again be played at Bank of America Stadium in Charlotte, N.C. on Saturday, Dec. 2. The game pits the winner of the Coastal Division against the winner of the Atlantic Division to determine the overall conference champion.

The inaugural ACC Football Championship Game was held in 2005 in Jacksonville, Fla., with Florida State defeating Virginia Tech to claim the conference crown. It was the first of three championship games held in Jacksonville. In 2008 and 2009, the game was played at Raymond James Stadium in Tampa, Fla. before moving to its current home in Charlotte for 2010. The conference and the Charlotte Sports Foundation announced a six-year contract extension in 2014 to keep the game in the Queen City through 2019. That agreement has been extended through 2020 after last year's game was moved to Camping World Stadium in Orlando, Fla.

Clemson won its third league championship in six seasons in 2016, beating Coastal Division winner Virginia Tech, 42-35.

In addition to the ACC Football Championship Game, Bank of America Stadium is home to the Belk Bowl, the NFL's Carolina Panthers and various other college football games.

Media Credentials

Available by application only through theACC.com.

2017 ACC BOWL LINEUP

The Atlantic Coast Conference boasts one of the largest and most diverse postseason lineups of any conference with 11 bowl partners spread across the country. The ACC's bowl schedule is highlighted by annual games against quality competition from the American Athletic Conference, Big Ten, Southeastern Conference, Big 12 and Pac-12 in locations all over the nation, along with the opportunity to visit four other outstanding venues as part of the College Football Playoff.

ACC Bowl Games

- College Football Playoff Semifinal - Rose Bowl Game (Jan. 1/ESPN)
- College Football Playoff Semifinal - Allstate Sugar Bowl (Jan. 1/ESPN)
- Buffalo Wild Wings Citrus Bowl (Jan. 1/ABC)
- Capital One Orange Bowl (Dec. 30/ESPN)
- TaxSlayer Bowl (Dec. 30/ESPN)
- Franklin American Mortgage Music City Bowl (Dec. 29/ESPN)
- Hyundai Sun Bowl (Dec. 29/CBS)
- Belk Bowl (Dec. 29/ESPN)
- Camping World Bowl (Dec. 28/ESPN)
- Military Bowl (Dec. 28/ESPN)
- New Era Pinstripe Bowl (Dec. 27/ESPN)
- Independence Bowl (Dec. 27/ESPN)
- Quick Lane Bowl (Dec. 26/ESPN)

2017 ACC COMPOSITE SCHEDULE

Thursday, Aug. 31

Presbyterian at Wake Forest

Friday, Sept. 1

Boston College at Northern Illinois
CCSU at Syracuse

Saturday, Sept. 2

Kent State at Clemson
NC Central at Duke
Florida State vs. Alabama
(Mercedes-Benz Stadium; Atlanta, Ga.)
Louisville vs. Purdue
(Lucas Oil Stadium; Indianapolis, Ind.)
Bethune-Cookman at Miami
Cal at North Carolina
NC State vs. South Carolina
(Bank of America Stadium; Charlotte, N.C.)
Youngstown State at Pittsburgh
William & Mary at Virginia

Sunday, Sept. 3

Virginia Tech vs. West Virginia
(FedEx Field; Landover, Md.)

Monday, Sept. 4

Tennessee at Georgia Tech
(Mercedes-Benz Stadium; Atlanta, Ga.)

Saturday, Sept. 9

Wake Forest at Boston College
Auburn at Clemson
Northwestern at Duke
Louisiana-Monroe at Florida State
Jacksonville State at Georgia Tech
Louisville at North Carolina
Miami at Arkansas State
Marshall at NC State
Pittsburgh at Penn State
Middle Tennessee at Syracuse
Indiana at Virginia
Delaware at Virginia Tech

Saturday, Sept. 16

Notre Dame at Boston College
Clemson at Louisville
Baylor at Duke
Miami at Florida State
Georgia Tech at UCF
North Carolina at Old Dominion
Furman at NC State
Oklahoma State at Pittsburgh
Central Michigan at Syracuse
Connecticut at Virginia
Virginia Tech at East Carolina
Utah State at Wake Forest

Friday, Sept. 22

Virginia at Boise State

Saturday, Sept. 23

Boston College at Clemson
Duke at North Carolina
NC State at Florida State
Pittsburgh at Georgia Tech
Kent State at Louisville
Toledo at Miami
Syracuse at LSU
Old Dominion at Virginia Tech
Wake Forest at Appalachian State

Friday, Sept. 29

Miami at Duke

Sept. 30

Central Michigan at Boston College
Clemson at Virginia Tech
Florida State at Wake Forest
North Carolina at Georgia Tech
Murray State at Louisville
Syracuse at NC State
Rice at Pittsburgh

Thursday, Oct. 5

Louisville at NC State

Saturday, Oct. 7

Virginia Tech at Boston College
Wake Forest at Clemson
Duke at Virginia
Notre Dame at North Carolina
Pittsburgh at Syracuse

Thursday, Oct. 12

Georgia Tech at Miami

Friday, Oct. 13

Clemson at Syracuse

Saturday, Oct. 14

Boston College at Louisville
Florida State at Duke
Virginia at North Carolina
NC State at Pittsburgh

Saturday, Oct. 21

Boston College at Virginia
Pittsburgh at Duke
Louisville at Florida State
Wake Forest at Georgia Tech
Syracuse at Miami
North Carolina at Virginia Tech

Friday, Oct. 27

Florida State at Boston College

Saturday, Oct. 28

Georgia Tech at Clemson
Duke at Virginia Tech
Louisville at Wake Forest
Miami at North Carolina
NC State at Notre Dame
Virginia at Pittsburgh

Saturday, Nov. 4

Clemson at NC State
Syracuse at Florida State
Georgia Tech at Virginia
Virginia Tech at Miami
Wake Forest at Notre Dame

Thursday, Nov. 9

North Carolina at Pittsburgh

Saturday, Nov. 11

NC State at Boston College
Florida State at Clemson
Duke at Army West Point
Virginia Tech at Georgia Tech
Virginia at Louisville
Notre Dame at Miami
Wake Forest at Syracuse

Saturday, Nov. 18

Boston College vs. Connecticut
(Fenway Park; Boston, Mass.)
The Citadel at Clemson
Georgia Tech at Duke
Delaware State at Florida State
Syracuse at Louisville
Virginia at Miami
Western Carolina at North Carolina
NC State at Wake Forest
Pittsburgh at Virginia Tech

Friday, Nov. 24

Miami at Pittsburgh
Virginia Tech at Virginia

Saturday, Nov. 25

Boston College at Syracuse
Clemson at South Carolina
Duke at Wake Forest
Florida State at Florida
Georgia at Georgia Tech
Louisville at Kentucky
North Carolina at NC State

Saturday, Dec. 2


Dr. Pepper ACC Football
Championship Game
(Bank of America Stadium; Charlotte, N.C.)



— 1987 —

A SEASON TO REMEMBER

Dick
MacPherson
CONSENSUS NATIONAL
COACH OF THE YEAR



Don
McPherson
HEISMAN RUNNER-UP
CONSENSUS ALL-AMERICAN

#4 FINAL RANKING • SUGAR BOWL PARTICIPANT • 6 NFL DRAFT PICKS

SYRACUSE FOOTBALL 2017

HOME AWAY



CENTRAL CONNECTICUT STATE

FRIDAY, SEPTEMBER 1



MIDDLE TENNESSEE

SATURDAY, SEPTEMBER 9



CENTRAL MICHIGAN

SATURDAY, SEPTEMBER 16



LSU

SATURDAY, SEPTEMBER 23



NC STATE

SATURDAY, SEPTEMBER 30



PITTSBURGH

SATURDAY, OCTOBER 7



CLEMSON

FRIDAY, OCTOBER 13



MIAMI

SATURDAY, OCTOBER 21



FLORIDA STATE

SATURDAY, NOVEMBER 4



WAKE FOREST

SATURDAY, NOVEMBER 11



LOUISVILLE

SATURDAY, NOVEMBER 18



BOSTON COLLEGE

SATURDAY, NOVEMBER 25



@CUSEFOOTBALL • @CUSE • @CUSEPICS • SYRACUSE ORANGE
@COMMIT2CUSE • @COACHBABERSCUSE